



GEORGIA TECH BASKETBALL 2024-25

ACC Champions 1985, 1990, 1993, 2021 • Final Four 1990, 2004 • 17 NCAA Tournament appearances

2024-25 Schedule/Results

Date	Opponent	TV	Time
N6	WEST GEORGIA	ACCNX	W, 85-62
N10	NORTH FLORIDA	ACCNX	L, 93-105
N12	TEXAS SOUTHERN	ACCNX	W, 81-62
N15	GEORGIA	ACCNX	L, 69-77
N23	CINCINNATI (18/16)	ACCNX	L, 58-81
N27	CHARLESTON SOUTHERN	ACCNX	W, 91-67
N30	CENTRAL ARKANSAS	ACCNX	W, 87-68
D3	at Oklahoma* (21/21)	ESPNU	L, 61-76
D7	at North Carolina (20/22)	ACC Network	L, 65-68
D15	vs. Northwestern+	B1G Network	L, 60-71
D18	UMBC	ACCNX	W, 91-82
D21	DUKE (5/5)	ACC Network	L, 56-82
D28	ALABAMA A&M	ACC Network	W, 92-49
D31	NOTRE DAME	ACC Network	W, 86-75
J4	BOSTON COLLEGE	ESPNU	W, 85-64
J7	at Syracuse	ACC Network	L, 55-62
J11	at SMU	ESPN2	L, 71-93
J14	CLEMSON (rv)	ACC Network	L, 59-70
J18	at Florida State	ESPNU	L, 78-91
J22	VIRGINIA TECH	ESPNU	W, 71-64
J28	at Notre Dame	ACC Network	L, 68-71
F1	LOUISVILLE (21/22)	The CW	W, 77-70
F4	at Clemson (rv/21)	ACC Network	W, 89-86 (3ot)
F8	at Virginia	The CW	L, 61-75
F12	STANFORD	ACC Network	W, 60-52
F15	CALIFORNIA	ACC Network	W, 90-88 (ot)
F22	at Boston College	ACC Network	L, 54-69
F25	at Pittsburgh	ACC Network	W, 73-67
M1	NC STATE	ACC Network	W, 87-62
M4	MIAMI	ACC Network	7 p.m.
M8	at Wake Forest	The CW	2:15 p.m.

M11 ACC Tournament%

*SEC/ACC Challenge; +MIKE Tip-Off (Fiserve Forum, Milwaukee, Wis.); %ACC Tournament (Charlotte, N.C.)

All times Eastern; home games in ALL CAPS

RADIO: Georgia Tech Sports Network by Legends Sports

Announcers	Andy Demetra, Randy Waters
Producer/Engineer	Isiah Stewart
Network station in Atlanta	680 AM / 93.7 FM
Satellite Radio	SiriusXM Ch. 383 (app 973)
Online	GT Gameday App, Ramblinwreck.com
Tuneln	buzz.gt/LiveTuneln

Television ACC Network

Announcers	Doug Sherman, Terrence Oglesby
------------	--------------------------------

Communications

GTMBB contact	Mike Stamus
Phone	404-218-9723 (cell)
E-mail	mstamus@athletics.gatech.edu

Social Media: #StingEm

Official Twitter	@GTMBB
Facebook	gtmensbasketball
Instagram	gtmensbasketball

GEORGIA TECH (15-14, 9-9 ACC) vs. MIAMI (6-23, 2-16 ACC)

Game 30 • March 4, 2025

Tech Closes Home Slate With Miami

Looking to lock down a first-round bye in next week's Atlanta Coast Conference Tournament, Georgia Tech concludes its home schedule Tuesday night with a 7 p.m. game vs. Miami at McCamish Pavilion.

Tech (15-14, 9-9 ACC) has won six of its last eight games since the start of February after cruising past NC State, 87-62, Saturday at home and splitting two games on its last road trip with a 73-67 win at Pittsburgh. The Yellow Jackets have won their last five ACC home games, including a 60-52 win over Stanford and a 90-88 overtime win against Stanford in mid-February, a 77-70 win over No. 21 Louisville to open the month, and a 71-64 win over Virginia Tech on Jan. 22. Tech also has won twice on the road (Pitt and its 3-OT win at Clemson) during February.

Miami (6-23, 2-16 ACC) has dropped five games in a row after its 92-73 defeat Saturday at North Carolina. The Hurricanes last won Feb. 11, with a 93-84 win over Syracuse, and also defeated Notre Dame at home, 63-57 on Feb. 1. Miami is 0-9 in true road games, and 0-13 away from their home court.

Tuesday's game will be televised live on the ACC Network, with a live stream available on the ESPN app. Radio coverage is on the Georgia Tech Sports Network by Legends Sports and flagship station 680 the Fan (680 AM/93.7 FM). The Tech broadcast is also available on Sirius XM channel 84 and the SiriusXM app.

EVENT INFORMATION

Site	McCamish Pavilion, Atlanta, Ga.
Series vs. Miami	Tech trails, 13-17
At home	series tied, 7-7
Last meeting	Tech won, 80-76, on 2/24/2024 in Coral Gables
Trend	Tech has won the last 2 meetings (5 of last 7)
*Jan. 15, 2017 win vacated by NCAA Committee on Infractions	

GEORGIA TECH YELLOW JACKETS

Rankings (AP/Coaches/KenPom/NET)	nr nr 96 112
Record breakdown	13-5 home 2-8 road 0-1 neutral
Head coach	Damon Stoudamire (Arizona, 1995)
Career record/at GT	100-109 (7th yr) 29-32 (2nd yr)
Stoudamire vs. Miami	1-0
Next game	March 8 at Wake Forest

MIAMI HURRICANES

Rankings (AP/Coaches/KenPom/NET)	nr nr 193 223
Record breakdown	6-10 home 0-9 road 0-4 neutral
Head coach	Bill Courtney (Bucknell, 1992)
Career record/at UM	62-128 (7th yr) 2-14 (1st yr)
Tech vs. Courtney	1-0
Next game	March 8 vs. NC State

ROSTER AT-A-GLANCE (#indicates last-game starter)

1	Naithan George#	G.....6-3.....185.....So.....	Toronto, Ontario.....	12.6 ppg....6.4 apg
	> No. 1 in ACC assist avg (No. 12 NCAA); 14.1 ppg, 6.4 apg in ACC games; 10+ pts in 14 of last 16 games			
2	Javian McCollum	G.....6-2.....175.....Sr.....	Fort Myers, Fla.	12.2 ppg....3.4 apg
	> Transfer from Okla.; missed last 6 gms (head); 12.9 ppg, 3.7 apg, 43% FG, 34.5% 3pt FG, 85.7% FT vs. ACC			
3	Jaeden Mustaf	G.....6-5.....210.....Fr.....	Bowie, Md.	8.5 ppg....1.7 apg
	> 4-star prospect; returned after 6-gm absence vs Stanford; averaged 6.8 ppg, 2.2 rpg, 1.8 in 5 gms since return			
12	Ryan Mutombo	C.....7-2.....255.....Gr.....	Atlanta, Ga.....	2.3 ppg....2.7 rpg
	> Transfer from Georgetown; DNP 1st 9 games of the season, played in 11 ACC games (36.8% FG, 4 blocks)			
11	Baye Ndongo#	F.....6-9.....240.....So.....	Mboro, Senegal	13.1 ppg....9.1 rpg
	> Pre-season All-ACC; 5 straight double-doubles, 19.6 ppg, 15.6 rpg, 56.3% FG, 82.1% FT, 9 ast, 11 blk			
35	Emmer Nichols	F.....6-6.....223.....r-So.....	Woodside, Calif.....	1.3 ppg....0.5 rpg
	> Non-scholarship player in 3rd year in the program, redshirted in 2022-23, played 4 games this season			
9	Luke O'Brien	F.....6-8.....225.....Gr.....	Littleton, Colo.	6.4 ppg....4.4 rpg
	> Transfer from Colorado; 47.1% FG, 32.1% 3pt FG this season; missed last 18 games (toe)			
45	Doryan Onwuchekwa	C.....6-11.....240.....Fr.....	Dallas, Texas	3.5 ppg....4.9 rpg
	> 3-star center prospect; started 8 games (3.5 ppg, 5.1 rpg); has not played since Dec. 15 (personal)			
31	Duncan Powell#	F.....6-8.....235.....r-Jr.....	Dallas, Texas	11.6 ppg....5.4 rpg
	> Transfer from Sacramento St.; started last 7 games; team-high 14.6 ppg, 38.7% 3FG vs. ACC			
14	Kowacie Reeves, Jr.	G.....6-7.....205.....Sr.....	Macon, Ga.....	9.3 ppg....2.5 rpg
	> Started all 32 games in 2023-24 & 1st 6 this season before sustaining foot injury, missed last 23 games			
33	Marcos San Miguel	G.....6-4.....203.....So.....	Smyrna, Ga.	1.3 ppg....0.0 rpg
	> Non-scholarship player in 2nd year in the program, played in 3 games this season			
30	Ibrahim Souare#	F.....6-9.....225.....r-Fr.....	Conakry, Guinea	2.6 ppg....3.5 rpg
	> Red-shirted in 2023-24; started last 12 games (3.3 ppg, 4.4 rpg, 6-0% FG, 6 blocks)			
10	Darrian Sutton	F.....6-8.....205.....Fr.....	St. Louis, Mo.	1.1 ppg....1.5 rpg
	> 4-star prospect; played in 13 games (9 ACC), avg 16.6 minutes last 6 games, 6 total pts, 13 reb			
0	Lance Terry#	G.....6-3.....200.....r-Sr.....	College Park, Ga.....	14.8 ppg....2.9 rpg
	> 10+ pts in 20 games, 20+ in 8; 14.3 ppg, 39.4% FG, 30.5% 3pt FG vs. ACC; missed 3 games (hand)			
32	Dyllan Thompson	G/F.....6-7.....215.....Fr.....	Sugar Land, Texas	---
	> Non-scholarship prospect in 1st year at Tech; multi-sport standout, all-state in basketball			

TECH NOTEBOOK

Tech Team Statistics

Category	2024-25	ACC	NCAA
Scoring offense	74.2	11	173
Scoring defense	72.7	12	203
Scoring margin	+1.5	10	192
Field goal pct.	.443	14	213
Effective FG pct.	.505	14	231
Field goal pct. def.	.420	5	79
3-pt FG pct.	.343	10	162
3-pt FG per game	7.5	11	195
3-pt FG att. per game	21.9	11	208
3-pt FG pct. def.	.354	15	289
3-pt FG allowed per game	9.0	-	-
Free throw pct.	.681	18	305
FT made per game	13.3	12	213
FT attempts per game	19.5	9	161
Rebounds per game	37.0	6	90
Rebound margin	+1.2	11	168
O-Reb per game	10.8	8	161
D-Reb per game	26.2	5	62
Assists per game	14.8	5	97
Assist/TO ratio	1.24	10	142
Turnover margin	-0.7	13	247
Turnovers per game	12.0	13	198
Turnovers forced per game	11.3	10	244
Blocks per game	3.6	11	125
Steals per game	6.0	12	268
Fouls per game	16.3	9	133
Bench points per game	19.6	11	204
Fast break points per game	9.4	7	196

Rankings through games of March 2

Games Started/Finished

Player	2024-25	Conf.	Career	*Finished
Naithan George	29	18	57	21
Javian McCollum	11	6	68	13
Jaeden Mustaf	7	6	7	16
Ryan Mutombo	7	5	8	1
Baye Ndongo	29	18	58	13
Emmer Nichols	-	-	-	4
Luke O'Brien	6	1	35	3
Doryan Onwuchekwa	8	1	8	1
Duncan Powell	8	8	35	24
Kowacie Reeves, Jr.	6	-	55	2
Marcos San Miguel	-	-	-	3
Ibrahim Square	12	12	15	14
Darrion Sutton	-	-	-	9
Lance Terry	21	15	79	21
Dyllan Thompson	-	-	-	-

*Includes starts at previous school and in conference tournaments

Non-Conference Breakdown

Team	Conf.	Record	Conf.	KP	NET
Alabama A&M	SWAC	10-19	6-10	359	358
Central Arkansas	A-Sun	8-23	4-14	349	347
Charleston So.	Big South	10-21	6-10	298	290
Cincinnati	Big 12	17-12	7-11	50	40
Georgia	SEC	18-11	6-10	34	33
North Florida	A-Sun	15-16	8-10	258	260
Northwestern	Big Ten	16-13	7-11	47	54
Oklahoma	SEC	17-12	4-12	46	53
Texas Southern	SWAC	13-16	10-6	289	296
UMBC	Am-East	13-18	5-11	297	297
West Georgia	A-Sun	6-25	4-14	350	348
GT strength of schedule rank				82	74
GT NC strength of schedule rank				348	200
vs. Quad 1: 3-5		vs. Quad 2: 0-6			
vs. Quad 3: 5-2		vs. Quad 4: 7-1			

KP - KenPom.com, NET - NCAA NET rankings

Through games of March 2

The Tip-Off

• Georgia Tech would clinch a first-round bye in the ACC Tournament and at least a No. 8 seed with a win over Miami. The Yellow Jackets are alone in 8th place in the ACC standings, one game ahead of Virginia Tech (8-10), 2 games ahead of Florida State, Pittsburgh and Virginia (all at 7-11). Tech holds a tiebreaker over Virginia Tech.

• Mathematically, Tech can still catch Stanford (11-7) and earn the No. 7 seed since it also has a tiebreaker over the Cardinal.

• Tech has won 6 of its last 8 games (Feb. 1 to the present), 7 of its last 10.

• Tech is 13-5 on its home court after beginning the season 2-3, and 7-2 in ACC games, having clinched its first winning home conference record since the 2020-21 season, when the Jackets were 8-1.

• Tech has won 5-straight ACC games at home, the first time the Jackets have accomplished that since late in the 2019-20 season, when they won their final 7 ACC home games.

• A win over Miami would make this Tech team just the seventh in program history to win 14 or more games at home in a regular season, and the first since the 2016-17 season, when the Jackets were 17-4 (including two home games in the NIT).

• The Jackets have their most wins overall (15) and in conference (9) since 2020-21.

• Tech is the only ACC team to defeat both Clemson and Louisville, the teams tied for 2nd place in the standings, this season. The Jackets stopped a 10-game winning streak by Louisville, which has gone on to win 7-straight since, and stopped a 6-game win streak by Clemson, which responded by defeating Duke and North Carolina and has won 6-straight since.

• Duncan Powell was named Lute Olson National Player of the Week honors on Monday. The 6-foot-8 junior helped the Yellow Jackets to a pair of conference wins last week, averaging 24.5 points, and 6.5 rebounds per game. Powell posted a career-high 26 points in Tuesday's win at Pittsburgh. He also set a new personal best with six made threes. He shot 56.6% from the field, including 50% from beyond the arc.

• Tech has had five or more players average double figures for a season just three times in its history (six in 1964-65 and five in 1985-86 and 1991-92. This year's team is likely to become the fourth – **Lance Terry** (14.8 ppg), **Baye Ndongo** (13.3), **Naithan George** (12.6), **Javian McCollum** (12.2) and **Duncan Powell** (11.6). (see list on page 8)

• The same five Yellow Jackets have averages in double-digits for ACC games only – **Duncan Powell** (14.6), **Lance Terry** (14.3), **Naithan George** (14.1), **Baye Ndongo** (14.1) and **Javian McCollum** (12.9). If it holds, they would be the third quintet to finish an ACC regular season all averaging in double digits (1985-86, 1991-92).

• Tech has played with just 8 scholarship players over its last 6 games, continuing to compete without forwards **Kowacie Reeves, Jr.** (out last 23 games with a foot injury) and **Luke O'Brien** (out last 18 games with a toe injury) and guard **Javian McCollum** (out last 6 games with a head injury). The Jackets are 4-2 in those 6 games.

Series Notes vs. Miami

• Georgia Tech won the teams' only regular-season meeting in 2023-24 with an 80-76 victory in Coral Gables, and has won five of the last seven meetings.

• Miami has 15-12 edge against the Yellow Jackets since it joined the ACC. Tech won the first two meetings against Miami after they became members of the ACC, but Hurricanes won nine of the next 11 before the Yellow Jackets captured eight of the last 14.

• Tech is 7-7 against Miami on its own home court, including a 3-4 mark at McCamish Pavilion. The Hurricanes also defeated the Jackets twice at Philips Arena in the 2011-12 season, one during the regular season and the other in the opening round of the ACC Tournament.

Series vs. Miami (13-17)

Home: 7-7, Away: 6-8, Neutral: 1-1

All Home Games: 7-7

At McCamish Pavilion: 3-4

At Alexander Memorial Coliseum: 4-2

At Philips Arena: 0-2

In Atlanta: 7-8

All Road Games: 6-8

At Watsco Center: 5-7

As ACC members: 12-15

In the ACC Tournament: 1-1

All Neutral Games: 1-1

Under Whack Hyder: 1-1

Under Bobby Cremins: 1-0

Under Paul Hewitt: 4-6

Under Brian Gregory: 2-5

Under Josh Pastner: 5-4

Under Damon Stoudamire: 1-0

Vs. Jim Larrañaga: 9-9 (8-9 at Miami)

Vs. Bill Courtney: 1-0 (1-0 at Cornell)

Longest Winning Streak: 4 games (1967-2005)

Longest Losing Streak: 4 games (2006-08)

Most Points Scored: 90 on 2-27-1967

Fewest Points Scored: 36 on 3-8-2012

Most Points Allowed: 90 on 12-3-2006

Fewest Points Allowed: 54 on 3-8-2012, 1-3-2018

Largest Margin of Victory: 27 on 2-20-2021

Largest Margin of Defeat: 22 on 1-3-1953

Series Results

1-3-1953a	L	60-82
2-27-1967h10	W	90-84
12-27-1997a1	W	69-61
1-6-20059/10	h10	W 80-69
2-26-2005a	W	76-72
2-4-2006h10	L	53-70
12-3-200621/23	a	L 82-90
1-12-200825/v	a	L 68-78
2-17-2008h10	L	63-64
3-4-2009h10	W	78-68
2-10-201020/20	a	L 62-64
2-3-2011a	L	57-59
3-6-2011h10	W	66-57
1-24-2012h13	L	49-64
3-8-2012n1	L	36-54
1-5-2013h15	L	49-62
3-6-20136/7	a	W 71-69
1-18-2014h15	L	42-56
1-28-201523/23	a	W 70-50
2-7-201617/15	h15	L 68-75
2-15-2017a	L	61-70
1-3-201815/16	h15	W 64-54
2-23-2019a	L	65-80
2-29-2020h15	W	63-57
2-20-2021a	W	87-60
3-11-2021n2	W	70-66
1-29-2022h15	L	62-73
2-9-2022a	L	70-79
1-4-202312/12	h15	W 76-70
2-24-2024a	W	80-76

a1-Orange Bowl Classic (Miami Arena); n1-ACC Tournament, Philips Arena, Atlanta, Ga.; n2-ACC Tournament, Greensboro (N.C.) Coliseum

TECH NOTEBOOK

Georgia Tech Quick Facts

Official Name:	Georgia Institute of Technology
Location:	Atlanta, Ga.
Enrollment:	47,946
Founded:	1885
Colors:	Old Gold and White
Nickname:	Yellow Jackets, Ramblin' Wreck
Mascot:	Buzz (Yellow Jacket)
Fight Songs:	Ramblin' Wreck, White and Gold
Conference:	Atlantic Coast (ACC)
Home Arena:	McCamish Pavilion (capacity 8,600)
President:	Dr. Angel Cabrera
Director of Athletics:	J. Batt
Faculty Rep. for Athletics:	Dr. Jenna Jordan
Head Coach:	Damon Stoudamire (Arizona, 1995)
Record at Tech:	15-14 (2nd season)
Overall:	100-109 (7th season)
ACC Regular Season:	16-22
ACC Tournament:	0-1
NCAA Tournament:	0-0
Associate Head Coach:	Karl Hobbs (Connecticut, 1984), 2nd season
Assistant Coach:	B.J. Elder (Georgia Tech, 2014), 6th season
Assistant Coach:	Pershing Williams (North Florida, 2005), 2nd season
Assistant Coach:	Nate Babcock (Wisconsin-Eau Claire, 2009), 2nd season
Assistant Coach:	Bonzi Wells (Ball State, 1998), 2nd season
Quality Control Specialist:	Greg Gary (Tulane, 1992), 1st season
Director of Player Personnel:	Matt Holt (Northeastern, 2011), 2nd season
Director of Scouting:	Hayden Sheridan (Arizona, 2016), 7th season
Assistant Director of Operations:	Taylor Ann Hendricks (Iowa State, 2020), 3rd season
Special Assistant to the Head Coach:	James Forrest (Georgia Tech, 1995), 1st season
Associate Director of Sports Medicine:	Richard Stewart (Salisbury, 2005), 18th season
Director of Strength and Conditioning:	Justin Landry (Cal State East Bay, 2012), 2nd season
Recruiting and Operations Coordinator:	Jake Alburnus (Western Michigan, 2020), 2nd season

Basketball History

110th season:	1st game, Feb. 17, 1906 vs. Auburn
All-time Record:	1,466-1,337 !
Winning/Losing/500 Seasons:	55 / 50 / 4
NCAA Appearances (17):	23-17 record
1960, 1985, 1986, 1987, 1988, 1989, 1990, 1991, 1992, 1993, 1996, 2001, 2004, 2005, 2007, 2010, 2021	
Final Fours (2):	1990, 2004
NIT Appearances (8):	10-8 record
1970, 1971, 1984, 1994, 1998, 1999, 2003, 2016	
ACC Championships (4):	1985, 1990, 1993, 2021
ACC Regular-Season Titles (2):	1985 (tie), 1996
ACC Regular-Season Record (46th season):	303-445 !
ACC Tournament Record:	29-40
SEC Championships (1):	1938
SEC Regular-Season Titles (1):	1937
SEC Regular-Season Record (1932-64):	201-207
Metro Conference Regular-Season Record (1975-78):	9-10
Metro Conference Tournament Record:	4-3
Record at McCamish Pavilion:	149-80 ! (12 seasons)
Record at Alexander Memorial Coliseum:	
556-194 (55 seasons, 1956-2011)	
Record at State Farm Arena:	8-12
Record at Gas South Arena:	4-1
Record at Georgia Dome:	9-5
All-Time Head Coaches:	14
ACC Head Coaches:	5
All-America Selections:	14 (12 players)
Consensus All-Americans:	2
First-Team All-Americans:	5
National Players of the Year:	1
All-ACC Selections:	57 times (34 players)
ACC Players of the Year:	2
ACC Rookies of the Year:	11
ACC Coaches of the Year:	5 (3 coaches)
ACC Tournament MVPs:	4
ACC All-Freshman Team:	15
! On-court record (Georgia Tech had 22 wins and one loss during the 2016-17 and 2017-18 seasons vacated by the NCAA's Committee on Infractions.)	

• Tech is 5-7 at the Watsco Center, including a 71-69 victory over 6th-ranked Miami on March 6, 2013. The Jackets also captured a 70-50 win against No. 23 Miami on Jan. 28, 2015.

• Miami was the opponent for Tech in its last game at Alexander Memorial Coliseum, a game the Yellow Jackets won 66-57 to close out the 2010-11 regular season. Tech won four of six games against the Hurricanes in the building. Miami also was the first ACC team to play Tech in McCamish Pavilion, a 62-49 Tech loss on Jan. 5, 2013.

• Nineteen of the 30 meetings have been decided by 10 points or less.

• Tech was 8-9 against Miami teams coached by Jim Larrañaga, and is 1-0 vs. interim coach Bill Courtney in his previous head coaching stint at Cornell (a 116-81 victory in November of 2015).

• The teams met three times prior to Miami joining the ACC, the most recent being a December 1997 meeting that was part of the Orange Bowl Classic at Miami Arena, the Hurricanes' home court until the team moved into the on-campus Convocation Center (now called the Watsco Center). The Yellow Jackets won that game, 69-61, over a Hurricanes' team coached by Leonard Hamilton.

• Tech played Miami twice under former head coach Whack Hyder (prior to the Hurricanes putting their program on hiatus from 1971-84), losing the first-ever meeting in the series by 22 points in 1953, then taking a six-point homecourt victory in 1967. That was the only pre-ACC visit by the Hurricanes to Alexander Memorial Coliseum, and the 90-84 Tech win remains the highest scoring game in the short series.

Last Meeting: Tech Holds Off 'Canes

February 24, 2024 (Coral Gables): Miles Kelly scored a game-high 25 points and drained seven three-point field goals, and Kyle Sturdivant hit four critical free throws in the final minute to lift Georgia Tech to an 80-76 win over Miami at the Watsco Center.

Tech had to survive not scoring a field goal over the game's final seven minutes to come out on top. The Hurricanes nearly erased a 13-point deficit over that stretch.

Trailing 49-45 at the half, the Yellow Jackets opened the second half with nine straight points, and later added a 12-2 run to stretch their lead to 68-56 with 10 remaining in the game. The teams traded baskets over the next three minutes, with Kelly nailing his seventh three at the 7:03 mark to give Tech a 76-63 advantage, its largest of the game, with 7:03 left. It was to be the Jackets' last field goal.

Miami ratcheted up its full court pressure, forcing Tech to miss its last seven shots from the floor and collect six turnovers. It fueled a 10-0 run for the Hurricanes to get within 76-73 with 2:54 to go.

Sturdivant was fouled and made two free throws to extend Tech's lead to 78-73, but Miami got three shots at the basket on the next trip down, and Bensley Joseph drained a three to make it 78-76.

Again, Sturdivant drew a foul getting the ball up the court and made two more free throws with 11 seconds on the clock to give the Jackets their final margin.

Last Time Out: Tech Turns Back Pack

Baye Ndongo recorded only the second 29-point, 17-rebound game in Georgia Tech history to lead the Yellow Jackets to a convincing 87-62 win over NC State on Saturday afternoon at McCamish Pavilion.

Ndongo joined former ACC Player of the Year Moses Wright as the only Tech players to ever tally as many as 29 points and 17 rebounds in a game.

Sparked by Ndongo's 13 points and 10 rebounds in the first half alone, Georgia Tech (15-14, 9-9 ACC) closed the opening half on a 20-7 run and led 41-30 at the break. NC State never got closer than 10 points in the second half.

Just Georgia Tech, please...

The Georgia Institute of Technology is the official title, but Georgia Tech will work fine, or just Tech (unless you're in Virginia or Texas). We would appreciate it if you would use our name in those ways. Georgia Tech University is incorrect. Thank you.

Georgia Tech By the Numbers

1	SEC Championships
1	NCAA Post-Graduate Scholar
1	Naismith Award winner
2	Final Four appearances
2	ACC regular-season titles
2	ACC Players of the Year
2	National Freshmen of the Year
3	Years a Member of the Metro Conference
4	ACC Championships
5	First-team All-America players
6	Jersey numbers retired
6	Academic All-Americans
7	NCAA Sweet 16 appearances
8	Wins over teams ranked No. 1
8	NBA lottery picks
12	ACC Rookie of the Year honorees
14	Head coaches in program history
17	NCAA Tournament berths
19	NBA first-round draft picks
25	Total postseason berths (NCAA and NIT)
32	Years a Member of the SEC
45	Years a Member of the ACC
47	Players taken in the NBA Draft
51	Players selected All-ACC (1st/2nd/3rd team)
228	Weeks ranked in either AP or Coaches Poll

Head Coaches Who Played in NBA

In NCAA Division I	
Coach	School
Steve Alford	Nevada
Speedy Claxton	Hofstra
Hubert Davis	North Carolina
Johnny Dawkins	Central Florida
Bryce Drew	Grand Canyon
Kim English	Providence
Penny Hardaway	Memphis
Fred Hoiberg	Nebraska
Bobby Hurley	Arizona State
Mark Madsen	California
Quonzo Martin	Missouri State
Mark Pope	Kentucky
Roger Powell Jr.	Valparaiso
Damon Stoudamire	Georgia Tech
Rod Strickland	Long Island
Reggie Theus	Bethune-Cookman
Darrell Walker	Little Rock
Mo Williams	Jackson State
Mike Woodson	Indiana

TECH NOTEBOOK

Tech's Record

	2024-25	2023-24
At home	13-5	8-7
On the road	2-8	4-9
At neutral sites	0-1	2-2
Vs. top-10 opponents	0-1	2-0
Vs. top-25 opponents	2-4	3-1
Vs. teams over .500	7-10	10-13
Vs. teams below .500	8-4	2-4
Vs. teams at .500	-	2-1
While in the top 25	-	0-0
In November	4-3	3-2
In December	3-4	5-2
In January	2-5	2-7
In February	5-2	2-5
In March/April	1-0	2-2
Wearing white uniforms	8-3	7-6
Wearing gold uniforms	4-5	3-6
Wearing navy uniforms	1-3	2-2
Wearing gray uniforms	1-3	2-3
Wearing HBE uniforms	1-0	0-1
Game is decided by 5 pts./fewer or OT	2-2	10-4
Game is decided by 10/fewer or OT	7-4	12-10
Leading at the half	13-2	10-4
Trailing at the half	2-12	3-13
Tied at the half	-	1-1
Leading with 5:00 to play	13-1	11-0
Trailing with 5:00 to play	1-13	3-18
Tied with 5:00 to play	1-0	0-0
In overtime games	-	1-1
After a bye in the ACC schedule	0-1	1-0
Tech scores 100 or more points	-	0-0
Tech scores 70 or more points	14-3	12-6
Tech scores fewer than 70 points	1-11	2-12
Opponent scores 100 or more points	0-1	0-0
Opponent scores 70 or more	5-11	7-17
Opponent scores fewer than 70	10-3	7-1
Opponent scores fewer than 50	-	0-0
Tech shoots 50 pct. or better	6-0	3-3
Opponent shoots 50 pct. or better	2-5	1-6
Opponent shoots under 40 pct.	10-4	7-4
Tech has a higher FG% than opponent	15-2	12-4
Tech has a lower FG% than opponent	0-12	1-14
FG percentage is even	-	0-0
Tech has more 3-point FGs	5-3	10-4
Tech has fewer 3-point FGs	8-8	4-10
3-point FGs are even	2-2	0-3
Tech attempts more FT than opponent	10-5	6-9
Tech attempts fewer FT than opponent	4-8	7-9
Free throw attempts are even	0-1	1-0
Tech outrebounds opponent	12-3	11-7
Opponent outrebounds Tech	3-10	2-10
Rebounds are even	0-1	1-1
Tech has fewer turnovers than opponent	8-3	3-7
Tech has more turnovers than opponent	6-8	11-11
Turnovers are even	1-3	0-0
Tech has more assists than turnovers	10-6	8-10
Committing more fouls	3-8	6-10
Committing fewer fouls	9-5	6-8
Fouls are even	3-1	2-0
4/more Jackets score in double figures	12-3	5-2
A Jacket scores 20 or more	11-7	11-8
A Jacket scores 30 or more	-	0-1
Scoring more bench points	9-8	7-11
Scoring fewer bench points	6-6	5-7
Bench scoring is even	-	1-0

Ndongo's whopping 29 points and 17 rebounds were good for seventh double-double in the last eight games and 11th double-double of the season overall.

Duncan Powell (23 points), Lance Terry (15) and Jaeden Mustaf (13) rounded out four Yellow Jackets in double-figures. Powell's second-straight 20-point game was his fifth of the season and he also grabbed 10 rebounds, good for his third double-double as a Yellow Jacket.

Despite four double-digit scorers, Georgia Tech's offensive catalyst was point guard Naithan George, who dished out a career-high 12 assists.

Tech Bytes

- Tech's 25-point victory margin over NC State was its largest this season and largest in an ACC game since Feb. 20, 2021, an 87-60 win at Miami.

- Tech collected 40 points from offensive rebounds to just 6 for its opponents in its two wins last week (17/2 vs. Pitt, 23/4 vs. NC State).

- Tech held both opponents last week under 40 percent from the floor (Pitt 36.8%, NC State 37.7%) and have held six ACC foes under that mark this season.

- Tech has exceeded 1 point per possession in 9 of its last 11 games and is 7-4 in those games. The Jackets have limited their opponents to less than 1 point per possession 4 times in that stretch, winning all 4 (Virginia Tech, Louisville, Stanford, NC State). The Yellow Jackets' 1.26 points per possession against the Wolfpack was their second best of the year behind Notre Dame on Dec. 31 (1.34) and NC State's 0.89 points-per-possession rate was the third-lowest allowed by Tech in ACC play this season.

- Tech has attempted 62 more free throws than its opponents in ACC play (+3.4 per game). The Yellow Jackets have not finished a season with more FT attempts than their opponents since 2016-17, and only once since 2000.

- Tech is No. 2 in the ACC in limiting league opponents' trips to the free throw line, holding them to a 25.3% rate of FTA to FGA. Tech has committed 19 fewer fouls than its opponents over its last 8 games.

- In Tech's last 8 games, Tech's sophomore duo of Naithan George and Baye Ndongo have accounted for nearly half (47.5%) of the Yellow Jackets' points (281 of 591), and they have scored 102 of Tech's 214 field goals and 55 of its 103 free throws.

- Tech is 3-5 in games vs. Quad 1 teams this season with wins over Louisville on 2/1, Clemson on 2/4 and Pittsburgh on 2/25, and have one more opportunity at Wake Forest Saturday. The Jackets are 7-12 vs. Quad 1 teams under Damon Stoudamire.

- Nine of Tech's 18 ACC games this season have been decided by single digits, including 7 of the last 9 (71-64 win over Virginia Tech, 71-68 loss at Notre Dame, 77-70 win over Louisville, 89-86 win over Clemson, 60-52 win over Stanford, 90-88 win over Cal, 73-67 at Pittsburgh).

- Tech has utilized 9 different starting lineups through 29 games this season, all a result of injury. Twelve different players have started a game for Tech this season, 11 different players have started an ACC game.

- Tech has played 6 or 7 players in its last 12 games (dating back to the 1/14 game vs. Clemson), three exceptions being 8 on 2/4 at Clemson and 2/25 at Pittsburgh as **Ryan Mutombo** and **Darriin Sutton** saw rare minutes, 2/8 at Virginia when two walk-ons finished the game and 3/1 vs. NC State when walk-ons again saw end-of-game minutes. The Jackets had played 8 or more in every game prior to the first Clemson meeting, 9 or more in 11 games.

- Sophomores **Baye Ndongo** and **Naithan George** are the only Yellow Jackets to have appeared in every game this season. No one else has started more than 21, and only one (**Lance Terry**) has started more than 11.

- **Ndongo** has started 58 consecutive games, **George** 57, dating back to last season.

A Make-or-Miss Game

Georgia Tech's offensive rankings vs. the ACC last 8+ seasons (ACC regular season games only)

Year	PPG	FG Pct.	3pt FG Pct.
2024-25	71.4 (11)	.437 (14)	.344 (12)
2023-24	70.2 (12)	.427 (13)	.349 (7)
2022-23	66.8 (13)	.413 (15)	.341 (9)
2021-22	66.0 (12)	.428 (10)	.325 (11)
2020-21	71.8 (6)	.482 (2)	.360 (3)
2019-20	69.9 (9)	.462 (2)	.341 (6)
2018-19	60.7 (15)	.426 (8)	.306 (12)
2017-18	63.6 (14)	.419 (12)	.312 (15)
2016-17	65.1 (14)	.434 (14)	.309 (15)

Tech's Missing Persons Unit

Georgia Tech's rotation players have missed a total of 63 games this season because of injury or illness. Kowacie Reeves, Jr., has missed the last 23 games (foot injury), Luke O'Brien missed the last 18 games (toe), Jaeden Mustaf had missed 6 straight (foot) before returning vs. Stanford, and Lance Terry missed 3 of the last 12 (hand/illness). Javian McCollum missed 4 games earlier in December with a concussion, and missed the last 6 due to a head injury. Reeves, Jr., has not played in an ACC game this season, while O'Brien has played in only one.

Player*	Games/Starts	Games Missed
Javian McCollum	19/11	10
Jaeden Mustaf	17/7	8
Luke O'Brien	10/6	19
Kowacie Reeves, Jr.	6/6	23
Lance Terry	22/17	3

*rotation players only

Player Notes

- For the first time in Georgia Tech's ACC era, two players (**Baye Ndongo**, **Duncan Powell**) posted 20+ points and 10+ rebounds in the same ACC game. Overall, since 1979-80, that has happened only one other time, vs. Georgia State on Nov. 25, 2020, a 4-overtime game in which **Moses Wright** (31/19), **Michael Devoe** (24/13) and **Jose Alvarado** (29/10) reached those marks in a 123-120 game.

- **Ndongo** has 11 double-doubles this season and his 7 in Tech's last 8 games after a career-high 29 points and 17 rebounds against NC State, which were 2 short of his career best. It was the 3rd game this season and 4th in his career in which he scored 20 points with 10 rebounds.

- **Ndongo** has averaged 17.9 points (56.7% FG), 13.4 rebounds and nearly two blocks (15 total) over Tech's last 8 games.

- **Ndongo** is averaging a double-double in ACC play this season (14.1 ppg, 10.3 rpg), one of only two ACC players (Eddie Lampkin, Jr., of Syracuse is the other), and he also leads the Jackets in blocked shots (22) and steals (20) in conference games.

- Over Tech's last five games, **Ndongo** has averaged 19.6 points and 15.6 rebounds. He has hit 56.3% of his field goals, 3-of-5 from 3-point range, and 76.7% on 30 free throw attempts. He also has 9 assists and 11 blocked shots across those 5 games.

- **Duncan Powell** notched his third double-double this season with 23 points and 10 rebounds against NC State. He has scored 49 points in Tech's last 2 games (26 at Pitt on Tuesday), hitting 17-of-30 shots from the floor and 8-of-15 from 3-point range.

- **Powell** averaged 17.3 points and 5.2 rebounds over his last 11 games, scoring double digits 10 of them and 20 or more in 4 games. The Sacramento State transfer hit 45.9% (62-of-135) from the floor, 39.4% (26-of-66) from three-point

TECH NOTEBOOK

Tech Highs and Lows
Under Damon Stoudamire

Longest winning streak: 4 games (2023-24)
Longest ACC winning streak: 3 games (2023-24)
Longest ACC home winning streak: 5 games (2024-25)
Longest losing streak: 5 games (2023-24)
Longest ACC losing streak: 4 games (2023-24, 2024-25)
Most points scored in a game: 93 vs. Clemson, 1/16/2024; vs. North Florida, 11/10/2024
Most points scored in a game (regulation): 93 vs. North Florida, 11/10/2024
Most points scored - ACC game: 93 vs. Clemson, 1/16/2024
Fewest points scored in a game: 51 vs. Wake Forest, 2/6/2024
Fewest points scored - ACC game: 51 vs. Wake Forest, 2/6/2024
Most points allowed in a game: 105 vs. North Florida, 11/10/2024
Most points allowed in a game (regulation): 105 vs. North Florida, 11/10/2024
Most points allowed - ACC game: 95 vs. Boston College, 1/6/2024
Fewest points allowed in a game: 49 vs. Alabama A&M, 12/9/2023; Alabama A&M, 12/28/2024
Fewest points allowed - ACC game: 52 vs. Stanford, 2/12/2025
Largest margin of victory: 43 vs. Alabama A&M (92-49), 12/28/2024
Largest margin of victory - ACC game: 25 vs. NC State (87-62), 3/1/2025
Largest margin of victory - road game: 6 at Pittsburgh (73-67), 2/25/25
Largest margin of victory - ACC road game: 6 at Pittsburgh (73-67), 2/25/25
Largest losing margin: 35 at Cincinnati (89-54), 11/22/23
Largest losing margin at home: 29 vs. Wake Forest (80-51), 2/6/2024
Largest losing margin - ACC game: 29 vs. Wake Forest (80-51), 2/6/2024
Most points allowed in a win: 90 vs. Clemson, 1/16/2024
Most points scored in a loss: 93 vs. North Georgia, 11/10/2024
Fewest points scored in a win: 60 vs. Stanford, 2/12/2025
Fewest points allowed in a loss: 58 vs. Notre Dame, 2/14/2024
Largest lead: 43 points vs. Alabama A&M (2nd half), 12/28/2024
Largest deficit: 41 points vs. Cincinnati (2nd half), 11/22/2023
Largest deficit overcome to win a game: 14 points vs. Howard (2nd half-16:55), 11/9/2023
Largest 2nd-half deficit overcome to win a game: 14 points vs. Howard (16:55), 11/9/2023
Largest deficit overcome to win a road game: 11 points (2nd half 13:14) vs. Massachusetts, 12/21/23
Largest lead given up in a loss: 16 points vs. Boston College (2nd half-19:36), 1/6/2024
Largest 2nd-half lead given up in a loss: 16 points vs. Boston College (2nd half-19:36), 1/6/2024
Highest FG pct.: 58.5 (31-53) vs. Boston College, 1/4/2025
Highest FG pct. - ACC game: 58.5 (31-53) vs. Boston College, 1/4/2025
Lowest FG pct.: 28.5 (17-60) vs. Wake Forest, 2/6/2024
Lowest FG pct. - ACC game: 28.5 (17-60) vs. Wake Forest, 2/6/2024
Highest 3-pt pct.: 55.0 (11-20) at Duke, 1/13/2024
Highest 3-pt pct. - ACC game: 55.0 (11-20) at Duke, 1/13/2024
Most 3-pt FG: 15 at Clemson, 1/16/2024
Most 3-pt FG - ACC game: 15 at Clemson, 1/16/2024
Lowest 3-pt pct.: 12.5 (3-24) vs. Wake Forest, 2/6/2024
Lowest 3-pt pct. - ACC game: 12.5 (3-24) vs. Wake Forest, 2/6/2024
Highest FG pct. allowed: 56.4 (31-55) vs. Duke, 12/21/2024
Highest FG pct. allowed - ACC game: 56.4 (31-55) vs. Duke, 12/21/2024
Lowest FG pct. allowed: 27.6 (16-59) vs. Alabama A&M, 12/9/2023
Lowest FG pct. allowed - ACC game: 30.3 (20-66) vs. Stanford, 2/12/2025
Highest 3-pt pct. allowed: 52.2 (12-23) vs. Notre Dame, 3/12/2024
Highest 3-pt pct. allowed - ACC game: 52.2 (12-23) vs. Notre Dame, 3/12/2024
Lowest 3-pt pct. allowed: 10.0 (2-20) vs. Alabama A&M, 12/9/2023
Lowest 3-pt pct. allowed - ACC game: 14.3 (3-21) at Clemson, 1/16/2024
Highest FT pct.: 90.5 (19-21) vs. Clemson, 2/21/2024
Highest FT pct. - ACC game: 90.5 (19-21) vs. Clemson, 2/21/2024
Lowest FT pct.: 27.3 (3-11) at Syracuse, 1/7/2025
Most free throws made: 26 vs. Texas Southern, 11/12/2024
Most free throws attempted: 35 vs. Charleston Southern, 11/27/2024
Fewest free throws made: 2 at Wake Forest, 3/5/2024
Most assists: 27 vs. Alabama A&M, 12/28/2024
Most assists - ACC game: 22 at Miami, 2/24/2024; at SMU, 1/11/2025
Fewest assists: 6 vs. Clemson, 2/21/2024
Most turnovers: 22 at SMU, 1/11/2025
Fewest turnovers: 5 at Virginia Tech, 1/27/2024; vs. Central Arkansas, 11/30/2024
Most blocked shots: 10 at Cincinnati, 11/22/2023
Most steals: 13 vs. Alabama A&M, 12/28/2024

range and 76.9% (40-of-52) from the foul line in that stretch.

- **Powell** has shot a team-high 38.7% on 93 3-point attempts in ACC play, ranking 9th in 3s per game, and has been to the foul line 77 times, second only to Ndongo (72.7%).

- **Naithan George** scored a season-low 2 points against NC State, but operated Tech's offense with a career-high 12 assists, beating his previous best of 11 vs. Notre Dame last season and Central Arkansas this season. It was his fourth career 10-assist game, and he has beaten his assist average of 6.4 (No. 1 in the ACC) 14 times.

- Across Tech's last 8 games, **George** has averaged 17.3 points, 7.1 assists and 4.5 boards, a stretch which includes which includes 4 straight 20-point efforts against Clemson, Virginia, Stanford and California.

- **George** as either scored or assisted on nearly half (104 of 214) of Tech's field goals over the Yellow Jackets' last 8 games (6-2 record). He has connected on 38% of his 3-point attempts, and 86.2% of his free throw tries.

- Dating back to Tech's Dec. 31 win over Notre Dame, **George** has scored in double digits in 14 of 16 games, including four straight 20-point efforts against Clemson, Virginia, Stanford and California.

- **George** leads the ACC in minutes per game in conference games (38.1), and ranks 3rd in all games (35.3). He played the full 40 minutes against Stanford and Pittsburgh, and all 55 minutes of Tech's 3-overtime win at Clemson. George also played all but 3 seconds in Tech's overtime win vs. California. He is No. 73 nationally in KenPom.com's measurement of usage (has played 86.4% of available minutes) for the full season, and has been on the court for 92.4% of Tech's possessions in ACC games.

- **George** rested for 6:17 of Tech's win over NC State. He had rested a total of 3:57 in the Jacket's 5 games before that.

- **Lance Terry** reached double figures for the 20th time this season against NC State and remains the Yellow Jackets' leading scorer overall (14.8 ppg), and No. 2 in ACC games (14.3) behind Powell (14.6).

- **Terry** has scored 20-plus points in 8 games this season, 5 times in ACC games.

- **Terry** missed 3 games in Tech's last 11 while playing through a wrist injury, but has rebounded to average 15.0 points in Tech's last 3 games, including a 20-point game at Pittsburgh and 15 each against Boston College and NC State. He has 7 assists and 4 steals across the 3 games, and is 14-of-17 at the free throw line.

- **Ibrahim Souare** has started Tech's last 12 games as injuries ravaged the Jackets' rotation. The redshirt freshman has averaged 24.8 minutes, averaging 3.3 points (60% FG) with 4.4 rebounds and 6 blocked shots.

- Freshman **Jaeden Mustaf** returned to action against Stanford after missing 6 games with a foot injury, averaging 6.8 points while playing 130 total minutes in Tech's last 5 games. He snared a career-high 8 rebounds at Boston College and scored a career-best 13 against NC State.

- Freshman **Darrion Sutton** has played more than 98 minutes in Tech's last 6 games after totaling 54 minutes over Tech's first 23 games (of which Sutton appeared in seven). He made his first collegiate start against Stanford, and made two key free throws in the final minute of play.

No Sophomore Jinx

In its last 8 games, Georgia Tech's sophomore duo of point guard **Naithan George** and forward **Baye Ndongo** have accounted for nearly half (47.1%) of the Yellow Jackets' points (281 of 591), and they have scored 102 of Tech's 214 field goals and 55 of its 103 free throws.

Ndongo, the 6-9 native of Senegal, has become a rebounding and double-double machine since the start of February, reaching double figures in points and rebounds seven times in eight games, notching career-highs in points against California (26) and then NC State (29), and grabbing 15 or more

Offense/Defense Last 8 Years

Source: KenPom.com (Nat'l rank in parentheses)

Year	Tempo	Off. Eff.	Def. Eff.
2024-25	68.8 (109)	108.3 (157)	101.4 (70)
2023-24	67.6 (168)	109.4 (111)	105.0 (148)
2022-23	66.6 (212)	104.4 (182)	103.9 (149)
2021-22	68.0 (117)	100.4 (225)	99.2 (110)
2020-21	67.3 (223)	113.7 (22)	96.2 (68)
2019-20	70.0 (88)	103.0 (171)	91.8 (16)
2018-19	66.8 (225)	101.7 (228)	96.5 (43)
2017-18	66.1 (227)	103.6 (197)	98.7 (61)
2016-17	68.2 (179)	100.0 (259)	91.0 (6)

rebounds against Stanford, Boston College, Pittsburgh and NC State. He scored the game-winning basket in overtime against the Bears on a putback at the final horn.

George, a 6-3 playmaker from Toronto, Ontario, who has led the ACC in assist average most of this season, responded to his head coach's challenge of becoming more assertive as a scorer as the Yellow Jackets lost three rotation players to injury. He has scored in double digits 14 times in Tech's last 16 games, scoring 20 or more four games in a row at one point, while maintaining his excellence as the Jackets' primary playmaker.

"George is a phenomenal passer. His vision is high-level and his passing is high-level. Ndongo is long, he's athletic, he's tough, he's quick. That's a pretty great tandem."

-Cal head coach Mark Madsen

"I've been impressed with how they can attack. George is the guy that kind of stirs everything for them. He does a great job of getting guys involved. Their guards are very aggressive. They're all physical, strong, can get downhill, they shoot the basketball well."

-Pitt head coach Jeff Capel

Lance-Scores-A-Lot

Lance Terry is proving that his decision to sit out the 2023-24 season and play a full season for **Damon Stoudamire** was justified. The only Tech player remaining from **Josh Pastner's** last Yellow Jacket team, Terry came back fully healed from a leg injury and has demonstrated the athleticism, basketball savvy and scoring ability Tech missed last season.

The fifth-year senior has led the Jackets in scoring in all games (14.8 ppg) and in ACC games (14.3) most of this season until injuries limited his court time in February. He has ranked among the ACC's top 10 in all the three-point metrics - percentage, makes and attempts. His season numbers are career highs almost across the board - points per game, assists per game (1.6) and steals per game (1.2), and his shooting numbers (43.1% FG, 35.4% 3pt FG) are not far off.

The College Park, Ga., native, who played three seasons at Gardner-Webb before transferring to Tech, surpassed 1,000 career points on Dec. 3 at Oklahoma. He had higher averages only in his second year at Gardner-Webb, when he played only 9 games due to injury.

- **Terry** has scored 680 points in less than two full seasons at Tech, compared to 593 in two-plus seasons at Gardner-Webb. He enters his final home game Tuesday night with 1,273 career points.

- **Terry** has played in 110 games in his college career, half of them at Tech, and has made 79 career starts (42 at Tech). He has connected on 38.7% of his 3-point field goals and 78.9% of his free throws in 5 college seasons.

Curious About George

Naithan George, who signed with Tech barely a week before the start of fall semester in 2023 and did not play in the Yellow Jackets' first three games, became a dependable and sometimes clutch performer at point guard, and has taken his

TECH NOTEBOOK

The Last Time a Jacket...

Scored 30 or more points:

Miles Kelly, 36 at Louisville, 2/10/2024

Led Tech in scoring off the bench:

Javian McCollum, 20 at SMU, 1/11/2025

Grabbed 15 or more rebounds:

Baye Ndongo (29 pts/17 reb) at NC State, 2/12/2025

Had 10 or more assists:

Nathaniel George, 12 vs. NC State, 3/1/2025

Had a point/assist double-double:

Nathaniel George, 11 points/10 assists at SMU, 1/11/2025

Had a point/rebound double-double:

Baye Ndongo (29 pts/17 reb) at NC State, 3/1/2025

Had a triple-double:

Ja'von Franklin (14 pts/15 reb/10 ast) at Syracuse, 2/28/2023

Played 40 minutes in a regulation game:

Lance Terry and Nathaniel George at Pittsburgh, 2/25/2025

Played every minute of an overtime game:

Nathaniel George (55 minutes/3 OT) at Clemson, 2/4/2025

Played every minute of a multiple-OT game:

Nathaniel George (55 minutes/3 OT) at Clemson, 2/4/2025

The Last Time the Jackets...

Scored 100 or more points:

vs. Clayton State (103-53) on 1/23/2022

Scored 100 or more points in regulation:

vs. Clayton State (103-53) on 1/23/2022

Scored 100 or more points in consecutive games:

vs. Jackson State (100-70) on 11/13/2006, Georgia State (103-74) on 11/16/2006

Scored 100 or more points twice in one season:

vs. Cornell (116-81), 11/13/2015, Green Bay (107-77) on 11/19/2015

Allowed 100 or more points:

vs. North Florida (lost 105-93), 11/12/2024

Allowed 100 or more points in regulation:

vs. North Florida (lost 105-93), 11/12/2024

Shot 60 percent or better:

.607 (34-56) at Georgia, 11/19/2021

Failed to make a three-point basket:

0-for-12 vs. Virginia, 1/22/2015

Did not allow a three-point basket:

0-for-11 vs. Pittsburgh, 3/5/2016

Failed to make a free throw:

0-for-3 vs. Pittsburgh, 1/14/2023

Grabbed 50 or more rebounds:

56 at Clemson, 2/4/2025

Multiple players had a double-double:

Baye Ndongo (29 pts/17 reb), Duncan Powell (23 pts/10 reb) vs. NC State, 3/1/2025

Multiple players had 10 or more rebounds:

Baye Ndongo (17), Duncan Powell (10) vs. NC State, 3/1/2025

Had 25 or more assists:

27 vs. Alabama A&M, 12/28/2024

Blocked 10 or more shots:

10 at Cincinnati, 11/22/2023

Had 15 or more steals:

15 vs. Florida State, 3/13/2021

Had fewer than 10 turnovers:

6 vs. NC State, 3/1/2025

Had 5 or more players in double-figures in points:

Lance Terry (23), Nathaniel George (15), Javian McCollum (12), Baye Ndongo (12), Duncan Powell (11) vs. Louisville, 2/1/2025

Had 6 players in double-figures in points:

Tristan Maxwell (18), Jalon Moore (15), Kyle Sturdivant (13), Lance Terry (13), Rodney Howard (11), Miles Kelly (10) vs. Alabama State, 12/17/2022

Had two or more players score 20 points:

Duncan Powell (26) and Lance Terry (20) at Pittsburgh, 2/25/2025

Had three or more players score 20 points:

Lance Terry (23), Javian McCollum (20), Duncan Powell (20) at Florida State, 1/18/2025

Had no player score 10+ points:

Virginia (57-28 loss), 1/22/2015

Allowed no player to score 10+ points:

Hawaii (73-40 win), 12/25/2019

Had no player play 30 minutes:

vs. Cincinnati (81-58 loss), 11/23/2024

Won by 30 or more points:

Alabama A&M (92-49), 12/28/2024

Won by 40 or more points:

Alabama A&M (92-49), 12/28/2024

Won by 50 or more points:

Clayton State (103-53), 1/23/2021

Lost by 30 or more points:

at Cincinnati (89-54), 11/22/2023

Played an overtime game:

vs. California (won 90-88), 2/15/2025

Defeated a Top 10 team:

#3/3 North Carolina (74-73) 1/30/2024

Defeated a Top 25 team:

at #21 Clemson (89-86, 3ot) 2/4/2025

Defeated a Top 10 team on the road:

#7/7 Syracuse (67-62), 3/4/2014

Defeated a Top 25 team on the road:

at #21 Clemson (89-86, 3ot) 2/4/2025

Had a game postponed (subsequently rescheduled and played):

Syracuse, 12/29/2021 (COVID), played on 2/21/2022

Had a game cancelled:

Alabama A&M, 12/23/2021 (COVID)

game to a much higher level as a sophomore.

The Toronto native has started every game and ranked among the top two all season the Atlantic Coast Conference in assists while ranking in the top 10 in assist-turnover ratio. He also has become a more consistent scorer while remaining a pass-first point guard, nearly 13 points a game overall and more than 14 in ACC games.

George scored in double digits in 14 of Tech's last 16 games, and 20-plus in 4-straight before behind held to just 9 at Boston College.

The 6-3 guard made his collegiate debut off the bench Nov. 22 of his freshman year in a 34-point loss at Cincinnati before head coach **Damon Stoudamire** inserted him into the starting lineup, and he helped lift the Jackets to a 67-59 win over No. 21 Mississippi State and a 72-68 win over No. 7 Duke the next week.

George remained in the starting lineup, ranking among the ACC top three in assists (4.7 per game, 5.0 in ACC games) and assist/turnover ratio (2.25-1 overall, 2.38-1 in conference games) while averaging 9.8 points a game.

At Clemson on Jan. 16, George made two three-point field goals in the final 20 seconds of regulation, and made two more field goals in the final minute of the second overtime (10 of his 20 points) of a 93-90 victory. His driving layup over 6-11 Armando Bacot with seven seconds remaining lifted Tech to a 73-72 victory over North Carolina.

- **George** leads the ACC in assist average with 6.45 per game (12th in the nation), and is bidding to become the first Yellow Jacket to lead the conference since Drew Barry in 1995-96 (6.6). He has posted 14 games of 7 or more assists this season, and has 3 games of 10 or more. He ranks No. 32 according to KenPom in assist rate (34.5%, assists divided by FG made by teammates while he is on the floor).

- **George** has connected on 34.7% of his team-high 98 3-point field goal attempts in ACC games. He is 8th in the ACC in 3-point FG attempted (2.13 per game) in conference games.

- No other player in NCAA Division I matches or exceeds **George's** season averages of at least 12.6 points, 3.9 rebounds and 6.4 assists per game this season.

- **George's** assist average is the highest rate for a Tech player since Drew Berry averaged 6.6 in 1995-96 (and 6.7 in 1994-95). It is also the 6th- highest average in Tech history behind those two Barry seasons.

- **George** is 13 assists shy of becoming the 7th Tech player to record 200 dimes in one season. His 187 total is the 8th-highest in Tech history for a season.

- **George's** 322 career assists are the 4th most all-time in Tech annals through a Yellow Jackets' first two seasons, and most since Jarrett Jack's 398 from 2002-04.

Baye One, Get One

Leading Georgia Tech in rebounding and No. 2 in scoring in ACC games, **Baye Ndongo** put together the finest season for a freshman since **Josh Okogie** in 2016-17. Despite battling foul trouble and more intense focus from opposing defenses, Ndongo has improved his numbers during his sophomore season, averaging 13.3 points and 9.1 rebounds in all games.

He has stepped up his production in ACC play since Tech's rotation has been thinned by injury, averaging 16.7 points and 12.3 rebounds over Tech's last 10 games.

The 6-9 native of Senegal is one of two players who have averaged a double-double in ACC games this season, now at 14.1 points per game and 10.3 rebounds per game, which ranks No. 3 in the league. He also ranks third in field goal percentage (53.9), third in offensive rebounds per game and fifth defensive rebounds per game.

The 6-9 forward averaged 12.6 points and 7.7 rebounds in conference play as a freshman, 12.4 points and 8.2 rebounds overall. He connected on 55.4 percent of his field goals vs. ACC teams, 55.8 percent in all games.

- Nine of **Ndongo's** double-doubles have come against ACC teams – 29/17 vs. NC State, 11/17 at Pittsburgh, 17/14 at Boston College, 26/13 vs. California, 15/16 vs. Stanford, 18/13 at Clemson (2/4), 12/11 vs. Louisville, 14/12 vs. Clemson (1/14) and 19/12 at North Carolina (12/7). Only Maxime Reynaud of Stanford (11) and Eddie Lampkin, Jr. (10) of Syracuse have more double-doubles vs. ACC teams than does Ndongo.

- **Ndongo** could become only the second Tech player, since blocked shots and steals began to be tracked as official statistics in 1976-77, to lead the Yellow Jackets in both categories. The sophomore leads Tech in blocked shots (29) and is second to Lance Terry in steals (29 to Terry's 32). Ndongo does, however, lead the Jackets in both categories in ACC games (22 blocks, 20 steals).

- Since Tech began competing in the ACC in 1979-80, there have been 14 games where a Yellow Jacket scored 15 points and pulled 15 rebounds, 10 of those came against ACC opponents. **Ndongo** has 3 of those this season (15/16 vs. Stanford, 17/15 at Boston College). In that period, Moses Wright, the 2021 ACC Player of the Year, had 2.

The Shag Man

First drawing attention with his unusual haircut (called a shag) and the abundance of ink in his body, **Duncan Powell** has earned more attention in recent weeks for the quality of his basketball.

The junior forward was a top-100 high school prospect in the Dallas area before spending a season playing at North

Tech All-Time vs. the ACC

Opponent	Overall	in ACC	Tourney	In McCamish Pavilion	In Opponent Current Venue	Current Streak
Boston College	20-14	16-13	1-3	5-2	6-7	Lost 1
California	1-3	1-0	0-0	1-0	0-0	Won 1
Clemson	69-79	41-56	4-1	6-7	11-42	Won 1
Duke	25-79	21-67	3-7	2-6	5-39	Lost 2
Florida State	34-47	24-33	2-2	4-3	8-20	Lost 1
Louisville	16-27	3-12	0-1	3-4	0-6	Won 1
Miami	14-16	12-15	1-1	3-4	5-7	Won 2
North Carolina	28-73	26-59	5-4	3-5	5-28	Lost 1
NC State	45-61	37-47	3-3	3-5	7-13	Won 1
Notre Dame	14-19	8-17	0-2	8-4	1-12	Lost 1
Pittsburgh	13-9	8-9	0-2	5-3	3-4	Won 1
SMU	8-7	0-1	0-0	0-0	1-7	Lost 1
Stanford	2-2	1-0	0-0	1-0	0-1	Won 1
Syracuse	9-9	7-8	0-0	4-3	3-5	Won 2
Virginia	40-50	38-49	5-5	2-6	1-12	Lost 13
Virginia Tech	10-23	8-19	1-1	4-5	2-12	Won 1
Wake Forest	47-43	46-41	0-4	6-2	11-21	Won 1

TECH NOTEBOOK

Tech in the NBA / G League

Player (years at Tech)	Current/Most Recent Team
Jose Alvarado (2017-21)	New Orleans Pelicans
James Banks III (2018-20)	Maine Celtics (G League)
Derrick Favors (2009-10)	Maine Celtics (G League)
Josh Okogie (2016-18)	Charlotte Hornets
Thaddeus Young (2006-07)	free agent

Tech Alumni Elsewhere

Player (years at Tech)	Current/Most Recent Team
Brandon Alston (2017-19)	Esqueira (Portuguese Liga)
Alade Aminu (2005-09)	Gigantes de Carolina (Puerto Rican BSN)
Demarco Cox (2014-15)	Quimper (France)
Michael Devoe (2018-22)	Syntainics MBC (Germany)
Mouhammad Faye (2006-08)	Promithias (Greece)
Ja'von Franklin (2022-23)	Yukatel Merkezefendi (Turkish BSL)
Marcus Georges-Hunt (2012-16)	Sichuan (Chinese CBA)
Trae Golden (2013-14)	Fujian (Chinese CBA)
Abdoulaye Gueye (2014-19)	TED Ankara (Turkish TBL)
Josh Heath (2014-17)	Kangoeroes Basket Mechelen (Belgium)
Rodney Howard (2020-23)	Craiova (Romanian Liga Nationale)
Ben Lammers (2014-18)	MoraBank Andorra (Spanish Liga)
Gani Lawal (2007-10)	Toros Del Valle (Columbian Liga WPlay)
Daniel Miller (2009-14)	Levanga Hokkaido Sapporo (Japan)
Charles Mitchell (2014-16)	Dorados de Chihuahua (Mexican LNBP)
Khalid Moore (2018-22)	Saint-Quentin (France)
Zachery Peacock (2006-10)	FOS Provence (France)
Shembari Phillips (2018-20)	Baskets Koblenz (Germany)
Glen Rice, Jr. (2009-12)	Power (Big3)
Robert Sampson (2013-15)	Nhatrang Dolphins (Vietnam)
Avi Schafer (2017-19)	Mikawa (Japan)
Adam Smith (2015-16)	Surne Bilbao Basket (Spain)
Jordan Usher (2019-22)	JL Bourg (France)
James White (2015-16)	Mauricio Baez (Dominican Republic)
Moses Wright (2017-21)	Olympiacos (Greece)

Former Tech Players in Coaching

Player (years at Tech)	Current Position
Tyson Anderson (2006-09)	Wofford AC
Rod Balaris (1990-94)	Howard AC
Anthony Byrd (1981-84)	Knightdale (N.C.) HS HC
Shaun Fein (1999-2001)	Los Angeles Clippers AC
Jarrett Jack (2002-05)	Detroit Pistons AC
Maurice Miller (2008-11)	Memphis East HS HC
Craig Neal (1984-88)	Nevada AHC
Winston Neal (1999-01)	Columbia State (Tenn.) HC
Willie Reese (1985-89)	Jones County (Ga.) HS HC
Fred Vinson (1992-94)	Detroit Pistons AC
Mfon Udofia (2009-13)	Long Island Nets (G League) HC

Former Tech Coaches in Coaching

Coach (years at Tech)	Current Position
Sherman Dillard (1988-94)	Iowa AC
Chad Dollar (2011-16)	Cincinnati AHC
Brian Eskildsen (2022-23)	UC Santa Barbara AC
Bruce Evans (2012-16)	North Florida AC
Brian Gregory (2011-16)	Phoenix Suns (VP player programming)
Tavaras Hardy (2016-18)	--
Paul Hewitt (2000-11)	San Diego Clippers (G League) HC
Chris Kreider (2007-09)	Rice AC
Darryl LaBarrie (2010-11, 2016-18)	--
Robert McCullum (2010-11)	--
Mamadou N'Diaye (2014-16)	Central Florida AC
Billy Schmidt (2011-14)	Chicago Bulls AC
Julian Swartz (2016-23)	--
Cliff Warren (2000-05)	--
Anthony Wilkins (2018-23)	UTRGV AC
Charlton Young (2005-09)	Missouri AC

Carolina A&T (near his birthplace in North Carolina), then earning all-conference mention last season while leading Sacramento State in scoring and rebounding. Coaching changes led to his departure from both schools, before he decided to join the Yellow Jackets last summer. He has exceeded all expectations and has become a key member of Tech's rotation since ACC play began.

He is Tech's top scorer and No. 2 rebounder in ACC games, proving to be a mismatch problem for opponents with his ability to score inside and out.

- Was named Lute Olson National Player of the Week honors on March 3 after helping the Yellow Jackets to a pair of conference wins over Pitt and NC State, averaging 24.5 points, and 6.5 rebounds per game. Powell posted a career-high 26 points in Tuesday's win at Pittsburgh. He also set a new personal best with six made threes. He shot 56.6% from the field, including 50% from beyond the arc.

- Powell has scored in double figures 16 times altogether this season, all vs. Power 4 opponents, 12 vs. ACC teams. He is averaging a team-high 14.6 ppg vs. ACC teams.

- Powell has reached double figures in 13 of Tech's last 16 games dating back to his 21-point performance vs. Notre Dame on Dec. 31. He had just three double-digit scoring games among his first 12 this season.

General Storylines for 2024-25

- **110th season** - Georgia Tech is playing its 110th season of basketball in 2024-25, having compiled an all-time on-court record of 1,466-1,337 (22 wins and one loss from the 2016-17 and 2017-18 seasons were vacated by the NCAA Committee on Infractions).

- **Tech in the ACC** - Tech is playing its 46th season as a member of the Atlantic Coast Conference, having won the conference championship in 1985, 1990, 1993 and 2021. Prior to that, Tech competed in the Metro Conference for three seasons from 1975-78, was an independent from 1964-75, and was a member of the Southeastern Conference for 32 years from 1932-64, winning one title in 1938.

- Tech was projected to finish 12th in the ACC standings this season by a vote of the conference's official media panel. Tech has finished ahead of its media projection seven of the last eight seasons.

- Tech has a total of seven scholarship newcomers on its roster, including three freshmen who were judged the nation's 20th-best recruiting class (247Sports composite), and four transfers in a class ranked 53rd.

- Tech opened the 2024-25 season with seven consecutive home games, its longest homestand to open a season since 1980-81. After three straight games away from home (Oklahoma, North Carolina, Northwestern), the Jackets had five more in a row at McCamish Pavilion, including conference tilts against Duke, Notre Dame and Boston College.

- Tech has 19 regular-season games scheduled at McCamish Pavilion, the most since the 2016-17 season, when the Jackets played 21 total home games, including two on the NIT.

- Of the three new members of the ACC, Tech had faced SMU the most prior to this season (8-6 all-time, last meeting in 1986). The Jackets were 0-3 vs. California (last meeting 2012) and 1-2 vs. Stanford (last meeting 2000).

- **Damon Stoudamire** is one of 19 head coaches at the NCAA Division I level that played in the NBA. (courtesy of Stephen Gorchov at Hofstra)

Tech At A Glance

Second-year head coach **Damon Stoudamire** began a re-build the Tech roster last season and guided the team to 14 victories (seven ACC wins), including big wins over top-25 teams Mississippi State, Duke, Clemson and North Carolina, all of whom played in the NCAA Tournament.

Tech returned a strong core of four players, including 6-3

Career Games With ...

Led Tech in Points	2024-25	Career
Naithan George	8	11
Javian McCollum	4	4
Jaeden Mustaf	1	1
Baye Ndongo	8	18
Duncan Powell	3	3
Kowacie Reeves, Jr.	-	3
Lance Terry	9	14

Led Tech in Rebounds	2024-25	Career
Naithan George	2	2
Jaeden Mustaf	1	1
Ryan Mutombo	3	3
Baye Ndongo	23	36
Luke O'Brien	2	2
Doryan Onwuchekwa	1	1
Duncan Powell	4	4
Ibrahim Souare	1	1
Kowacie Reeves, Jr.	-	4

Double-Figure Points	2024-25	Career
Naithan George	19	31
Javian McCollum	12	57
Jaeden Mustaf	8	8
Ryan Mutombo	1	2
Baye Ndongo	23	42
Luke O'Brien	1	19
Duncan Powell	16	46
Kowacie Reeves, Jr.	3	35
Lance Terry	20	66

20-plus Points	2024-25	Career
Naithan George	5	7
Javian McCollum	4	21
Baye Ndongo	3	8
Duncan Powell	5	9
Kowacie Reeves, Jr.	-	3
Lance Terry	8	14

30-plus Points	2024-25	Career
Javian McCollum	-	1

10-plus Rebounds	2024-25	Career
Ryan Mutombo	-	1
Baye Ndongo	12	20
Luke O'Brien	1	6
Doryan Onwuchekwa	1	1
Duncan Powell	3	11
Kowacie Reeves, Jr.	-	1
Ibrahim Souare	1	1
Lance Terry	1	1

Double-Doubles	2024-25	Career
Naithan George (pts/ast)	3	3
Ryan Mutombo (pts/reb)	-	1
Baye Ndongo (pts/reb)	10	16
Duncan Powell (pts/reb)	3	11
Kowacie Reeves, Jr. (pts/reb)	1	1

Tech Among Top 10 ACC Leaders

All Games	Player	#	Rank
Assists per game	Naithan George	6.4	1
Assists	Naithan George	187	1
Assist/TO ratio	Naithan George	2.31	7
Double-doubles	Baye Ndongo	11	3
Field goal pct.	Baye Ndongo	.536	3
Minutes per game	Naithan George	35:16	3
Rebounds	Baye Ndongo	264	4
Def. reb. per game	Baye Ndongo	6.28	3
Off. reb. per game	Baye Ndongo	2.83	5
Rebounds per game	Baye Ndongo	9.1	4
3pt FG attempts	Lance Terry	158	9
3pt FG per game	Lance Terry	2.15	9
Total 3pt FG made	Lance Terry	56	10

TECH NOTEBOOK

Media Access Guidelines

The Yellow Jackets' student-athletes and coaches are generally available to the media around practices prior to each game during the season. Media sessions will be scheduled and announced weekly.

Georgia Tech's practices are closed to the public and the media unless you are notified otherwise.

Interview requests with student-athletes that need to be conducted at other times must be made through Mike Stamus in the communications office at least 24 hours in advance. These interviews will be scheduled around the student-athletes' availability and schedule.

Media are asked not to contact student-athletes directly either by phone, text, social media or e-mail; they are instructed to refer media to the communications office. Every effort will be made to make players available when requested. Players are not available on game days until after the game.

Interviews with Coach Stoudamire

Media wishing to speak with Coach Damon Stoudamire at times other than scheduled media sessions or the ACC Teleconference must set up an appointment through Mike Stamus in the communications office.

Releases/Photos

Georgia Tech basketball releases, statistics, game notes and media advisories are distributed via e-mail to a list maintained by the communications office. Media wishing to be added to this list should send a request to Mike Stamus. Photographs and video are available on request.

ACC Media Portal

The ACC Media Portal provides video from a variety of press conferences and select ACC Championship footage throughout the athletic year. Game highlights from regular season football and basketball games will no longer be provided. If you are interested in access to the ACC Media Portal, please contact **Slim Vollinger**, svollinger@theacc.org to gain access and for additional information. The use of ACC Championship highlights provided through the ACC Media Portal remain subject to all restrictions as outlined in the ACC News Access Guidelines.

Ramblinwreck.com/Social Media

Ramblinwreck.com - Georgia Tech's official website, is continuously updated with all of Tech's releases, statistics, game notes, biographies, feature stories and other information. Game notes and bio updates are generally posted at least 24 hours prior to each game, while updated statistics and box scores are posted following each game.

ACC Coaches' Weekly Teleconference

The 18 ACC head basketball coaches will be featured via Zoom conference during the 2024-25 season, beginning in January and continuing through the final week of the regular season. Each coach will have 10 minutes to make an opening statement and answer questions.

Contact Andy Fledderjohann at the ACC media relations office (afledder@theacc.org) for the call-in number and for questions on the schedule.

senior guard **Lance Terry** (College Park, Ga.), who redshirted last season with an injury after averaging in double figures for the Yellow Jackets in 2022-23. Also back are three of Tech's top four scorers from last season, 6-7 senior wing **Kowacie Reeves, Jr.**, 6-3 sophomore point guard **Naithan George** and 6-9 sophomore forward **Baye Ndongo**.

The three returnees from the 2023-24 team accounted for 42 percent of that team's points, 40 percent of its shots taken and 56 percent of games started. If Terry's numbers are added, those percentages become 55 percent of the points, 53 percent of the shots taken and 69 percent of the starts.

Stoudamire and his staff built around those four by signing the 20th-ranked recruiting class in the nation (247Sports composite) - 6-5 guard **Jaeden Mustaf**, 6-11 center **Doryan Onwuchekwa** and 6-8 forward **Darrian Sutton**.

They also brought in four transfers who were expected to be key contributors in 6-2 guard **Javian McCollum** (Oklahoma), the 31st-ranked player in the portal, 6-8 forward **Luke O'Brien** (Colorado), 6-8 forward **Duncan Powell** (Sacramento State) and 7-2 center **Ryan Mutombo** (Georgetown).

Quick Look Back at 2023-24

Despite a four-point loss to Notre Dame in the first round of the ACC Tournament, Georgia Tech finished its first year under **Damon Stoudamire** strong, winning four of its last six regular-season games, and the season had its share of highlights.

Tech knocked off three teams ranked in the top 25 at the time, No. 21 Mississippi State in November, No. 7 Duke in December and No. 3 North Carolina in late January. The Jackets scored a road win at Clemson, giving the team three wins over teams that advanced to the Sweet 16 of the NCAA Tournament.

Also deserving mention were a runner-up finish in the Diamond Head Classic, where Tech defeated Massachusetts and Hawai'i, and a neutral court win over Penn State at Madison Square Garden.

In conference play, the Jackets also defeated Syracuse and Florida State at home, and earned road wins at Miami and Wake Forest.

All in all, Tech had four wins against Quad 1 teams and four against Quad 2 teams in the NCAA's NET ranking.

- Tech started two freshmen - **Baye Ndongo** and point guard **Naithan George** - in its final 28 games. The Jackets had not had two freshmen in its regular starting lineup since the 2018-19 season (**Michael Devoe**, **Khalid Moore**), and had not had a freshman regularly start at point guard since **Jose Alvarado** in 2017-18.

- Two Tech players completed their eligibility in 2023-24 - point guard **Kyle Sturdivant** and forward **Tyzhaun Claude** (NCAA granted him another year of eligibility and he transferred to North Carolina). Six other scholarship players elected to transfer - wing guards **Miles Kelly** (to Auburn) and **Dallan "Deebo" Coleman** (to UCF), forward **Tafara Gapare** (to Maryland), guard **Amaree Abram** (to Louisiana Tech), forward **Ibrahima Sacko** (to New Mexico) and center **Ebenezer Dowuona** (to James Madison).

Jackets' Class of 2025 Ranked High

Four-star 6-4 guard **Akai Fleming** from Marietta, Ga. and three-star 6-5 guard/forward **Brandon Stores, Jr.**, from the Bronx, N.Y., highlight a four-player class of basketball prospects who signed grant-in-aid papers on Nov. 15 to join Georgia Tech's men's basketball program. **Cole Kirouac**, a 6-11 center from Cumming, Ga., and 5-11 point guard **Eric Chatfield, Jr.**, from Atlanta also signed scholarship documents to attend Tech.

Fleming and Stores have been nominated for the McDonald's All-America team.

Tech's class is ranked No. 23 in the nation in the 247Sports Composite listing, and No. 4 among Atlantic Coast Conference teams, and No. 15 in the team rankings compiled

200+ Assists 1st 2 Seasons

Kenny Anderson (1989-91)	454
Jarrett Jack (2002-04)	398
Travis Best (1991-93)	374
Naithan George (2023-25)	322
Jon Barry (1990-92)*	317
Drew Barry (1993-95)	305
Iman Shumpert (2008-10)	274
Tony Akins (1998-2000)	256
Jim Thorne (1968-70)	251
Dennis Scott (1987-89)	214
Mark Price (1982-84)	212
Bruce Dalrymple (1983-85)	200
*JUICO transfer (Sr. & Sr. yrs.)	

Balanced Scoring

Seasons in which five players averaged in double figures (all games)

1991-92	
Jon Barry	17.2
Malcolm Mackey	15.8
James Forrest	13.3
Travis Best	12.3
Matt Geiger	11.8

1985-86	
Mark Price	17.4
John Salley	13.1
Tom Hammonds	12.2
Duane Ferrell	12.1
Bruce Dalrymple	10.8

1964-65	
Jim Caldwell	17.4
R.D. Craddock	15.2
Pres Judy	10.7
Ron Scharf	10.5
Charles Kenney	10.5

TECH NOTEBOOK

McCamish Pavilion 411

Name: McCamish Pavilion (mc-KAM-ish), named for Atlanta insurance executive Hank McCamish who gave the lead gift for the facility

Capacity: 8,600 (6935 court level, 1665 balcony level)

Cost: \$50 million

Contractor: Whiting-Turner

Architect: Populous

Cremins Court: the court remains named for the former Tech head coach

Alexander Courtyard: located at the Fowler Street entrance, honors the former Tech director of athletics and the history of the former Tech home arena named for him

Grand entrance: 10th and Fowler Streets, foyer includes graphic representations of retired jerseys and Tech's two Final Four appearances

Other entrances: West entrance off Fowler Street (students and media), East entrance from main arena parking (for club patrons)

Features: center-hung scoreboard and video boards, mezzanine fascia ribbon boards, theatrical lighting, primarily chairback seating, club area

Facts and Dates

- 2,500 cubic yards of concrete removed
- 3,000 cubic yards of concrete installed
- 500 tons of new steel installed
- Over 1 mile of new railing installed
- 20,000 gallons of paint used
- 2,000 feet of new mechanical piping
- 2,500 feet of new ductwork
- \$4M in new audio-visual and scoreboards
- 50 TV's throughout the concourse and Callaway Club
- Farthest distance material traveled to site: 4,835 miles
- Shortest distance material traveled to site: 1 mile
- Number of Tech alumni involved in the project: over 100
- Number of days construction took: 520
- Number of 1950's old style Coke bottles found while installing the underground foundations: 11
- Number of new staircases: 13
- Number of new sports lights for the competition floor: Over 300
- 270-degree court view from concourse

Groundbreaking: May 5, 2011

Opening: October, 2012

First public event: Oct. 21, 2012 - Jacket Jam (men's and women's scrimmages)

First men's game: Nov. 9, 2012 vs. Tulane

Head coaches: Brian Gregory of Georgia Tech, Ed Conroy of Tulane

Officiating crew: Karl Hess, Gary Maxwell, Raymond Styons

TV announce crew: Tom Werme, Cory Alexander (ACC Network, syndicated over-the-air iteration)

First Tech points: Marcus Georges-Hunt (2 FT, 18:13, 1st half)

First basket: Tulane's Josh Davis (18:44, 1st half)

Attendance: 8,600 (sellout)

First women's game: Nov. 11, 2012 vs. Tennessee

Tech played 55 seasons in Alexander Memorial Coliseum, compiling a record of 556-194 (.741). Miami was the last team to play Tech there, a game Tech won, and was the first ACC team to play in McCamish Pavilion, which Miami won. For the 2011-12 season, Tech played its home games at Philips Arena and the Arena at Gwinnett.

by Rivals. It comes on the heels of the Yellow Jackets' current freshman class, which was rated 20th-best in the nation.

Fleming, ranked No. 56 nationally by 247Sports, is playing the 2024-25 season at Overtime Elite after starring at Osborne High School in Marietta, Ga. As a junior at Osborne, Fleming scored 22 points per game to go with seven rebounds, four assists, two steals and one block per contest.

Considered a three-star big guard/small forward prospect by the 247Sports Composite and the sixth-best player in the state of New York at the time of his commitment last February, Stores, Jr., averaged 19.8 points per game as a sophomore and scored 18.2 points per game in 25 games last season at St. Raymond High School for Boys.

Kirouac, a three-star prospect last year and now, originally signed a letter-of-intent to attend Tech last fall while attending Brewster Academy in New Hampshire, but re-classified and decided to attend Overtime Elite in 2024-25.

As a junior at Pace Academy, Chatfield scored 15.2 points per game to go along with four assists and 3.2 steals per contest. During the summer, he competed at the NBPA Top 100 camp and the Adidas 3SSB Championships.

ACC Slate Reverses for 2025-26

New Atlantic Coast Conference members California and Stanford are visiting McCamish Pavilion in the 2024-25 season, while the Yellow Jackets travel to face SMU, the ACC determined as part of its conference-wide schedule model for this season accommodating the league's three new members.

Tech maintains its two permanent home-and-away partners, Clemson and Notre Dame, and also will take on Boston College home and away.

Along with Cal and Stanford, Tech hosts Duke, Louisville, Miami, NC State and Virginia Tech at McCamish Pavilion. The Yellow Jackets travel to Florida State, North Carolina, Pittsburgh, Syracuse, Virginia and Wake Forest in addition to SMU.

Next season, Tech will visit all the teams that is hosted in 2024-25, and will host the teams it traveled to, and will play one of those teams (not Boston College) both home and away.

The ACC's scheduling model for all teams:

- Each school plays home and away, versus each of the school's two current partners (Cal/SMU/Stanford are partners with each other).
- Each team plays one of the remaining 15 teams twice, both home and away.
- Each team will play the remaining 14 conference opponents once, seven at home only, the other seven away only.

Two Jackets on 2024-25 NBA Rosters

Since 1982, Georgia Tech has produced 19 first-round NBA draft picks and 46 draft picks overall. A total of 42 Georgia Tech alumni have played in the NBA.

Two former Georgia Tech players are on NBA rosters for 2024-25 - **Jose Alvarado** in his fourth season with the New Orleans Pelicans, and **Josh Okogie** in his seventh season in the NBA, having recently been traded from Phoenix to Charlotte after two-and-a-half seasons with the Suns. He played his first four years in Minnesota.

Winning Starts at Home

Georgia Tech has compiled a 144-80 record at home in 13 seasons in McCamish Pavilion. Tech is 56-55 on its home court in ACC games, 43-32 over the past eight seasons.

Tech set a program record for wins at home (17) in 2016-17, including a 7-2 ACC record and two NIT victories.

McCamish Pavilion was essentially brand new when it opened for the 2012-13 season. The only physical elements of McCamish Pavilion that remain from the venerable Alexander Memorial Coliseum are the roof and the 32 steel ribs that support it.

The capacity of McCamish Pavilion is 8,600, including 1,665 seats in the new balcony level and 6,935 seats in the

lower seating bowl. There are no suites, but there is a club area that seats 500. Alexander Memorial Coliseum seated 9,191 spectators in its final configuration.

The most impressive features of McCamish Pavilion are its grand entrance, which fronts 10th and Fowler Streets, the ability for patrons to view the court from the main concourse all the way around, and the theatrical lighting system, which concentrates light on the court while leaving the seating areas dark, modeled after the Staples Center in Los Angeles and Madison Square Garden in New York.

Prior to the opening of McCamish Pavilion, Tech played 55 seasons in Alexander Memorial Coliseum, compiling a record of 556-194 (.741). Miami was the last team to play Tech in Alexander Memorial Coliseum, a game Tech won, and was the first ACC team to play in McCamish Pavilion on Jan. 5, which Miami won. For the 2011-12 season, Tech played its home games at State Farm Arena and Gas South Arena.

Tech's ACC Tournament History

Georgia Tech has played in 44 ACC Tournaments and has a 29-40 all-time record in the event. The Yellow Jackets have won four championships, in 1985 (Atlanta), 1990 (Charlotte), 1993 (Charlotte) and 2021 (Greensboro).

Tech has been a runner-up four times (1986, 1996, 2005, 2010). The 1986, 1996 and 2010 runs to the finals occurred in Greensboro. Tech also made the finals in 2005 at the Verizon Center in Washington, D.C.

Tech was 0-2 in the ACC Tournament under coach Dwane Morrison, 15-16 under Bobby Cremins (including all three titles), 9-11 under Paul Hewitt (runner-up in 2005 and 2010), 2-5 under Brian Gregory, 3-5 under Josh Pastner and 0-1 under Damon Stoudamire.

Tech did not play in the 2020 tournament while serving an NCAA postseason ban.

Tech's NCAA Tournament History

Georgia Tech has played in the NCAA Tournament 17 times in its history. Sixteen of those appearances have occurred from 1985 to the present, 10 under Bobby Cremins and five under Paul Hewitt.

The most recent was 2021, when the Yellow Jackets won the ACC Championship and earned an automatic bid, then fell 71-60 to Loyola Chicago in the opening round of the Midwest Regional.

That ended an 11-year hiatus from the NCAA Tournament that dated back to 2010, when the Yellow Jackets defeated Oklahoma State in the first round before losing to Ohio State in the round of 32 of the Midwest Regional.

Tech has a record of 23-17 in NCAA Tournament play, highlighted by its 2004 trip to the NCAA title game as well as a Final Four berth in 1990. The Yellow Jackets have reached the NCAA Sweet 16 seven times (1960, 1985, 1986, 1990, 1992, 1996, 2004).

The 2004 and 2005 appearances were Tech's first back-to-back appearances since Bobby Cremins led the Institute to the Big Dance nine straight years from 1985-93.

Georgia Tech has won at least one game in 11 of its 17 NCAA Tournament appearances.

COACHING STAFF

Head Coach Damon Stoudamire • 2nd season at Tech

Well-known throughout the basketball world for his success as a player and coach at the collegiate and professional levels, Damon Stoudamire became the 15th head coach in Georgia Tech men's basketball history on March 14, 2023.

In his first year on The Flats, the former collegiate All-American and NBA standout remade the Tech roster and guided the Yellow Jackets to three victories over top-25 teams and wins over three ACC teams that advanced to the Sweet 16 of the NCAA Tournament - Duke, North Carolina and Clemson.

Stoudamire came to Georgia Tech after most recently serving as an assistant coach of the Boston Celtics, who sat atop the NBA's Atlantic Division standings at the time of his hiring at Tech. He was with the Celtics for nearly two seasons (2021-22 and 2022-23), after a successful five-season stint as the head coach at Pacific (2016-21). At Pacific, he was named West Coast Conference Coach of the Year in 2020 after leading the Tigers to a 23-10 record in 2019-20, good for the program's best winning percentage (.697) in 15 years, and a third-place finish in the powerful WCC (behind only national powers Gonzaga and St. Mary's). He also was honored with the Ben Jobe Award, given annually to the nation's top minority head coach.

Stoudamire established himself as one of his generation's premier players when he was a three-time all-conference performer, the 1995 Pac 10 co-Player of the Year and a consensus first-team All-American at Arizona, where he played for four seasons from 1991-95. After helping lead the Wildcats to the Final Four as a junior in 1994, he capped his collegiate career by averaging 22.8 points per game, en route to the co-conference Player of the Year and consensus first-team All-America recognition in 1995. He was a finalist for 1995 Wooden Award (National Player of the Year).

At the conclusion of his Arizona career, Stoudamire was the Wildcats' all-time leader in 3-pointers made (272) and ranked second in points (1,849) and fourth in assists (663). He was the only player in Arizona history with two 40-point games.

His amateur career also included helping lead the United States to the gold medal in the 1993 World University Games (where he led the team in assists and steals despite being the youngest player on the roster) and the bronze at the 1994 Goodwill Games.

Stoudamire was selected by the Toronto Raptors with the seventh overall pick in the 1995 NBA Draft and averaged 13.4 points and 6.1 assists per game over the course of a 13-year professional playing career that included stints with the Raptors (1995-98), Portland Trail Blazers (1998-05), Memphis Grizzlies (2005-08) and San Antonio Spurs (2008). He was named the 1996 NBA Rookie of the Year after averaging 19 points and 9.3 assists per game in his first NBA campaign, the first of four-straight seasons that he averaged at least 17 points and eight assists per contest.

Following the conclusion of his NBA playing career in 2008, Stoudamire immediately embarked on his coaching career, beginning as director of player development at Rice in 2008-09. He then went on to serve as an assistant coach with the Memphis Grizzlies for two seasons (2009-11), before getting back into the college game with stints as an assistant at Memphis (2011-13), his alma mater Arizona (2013-15) and again at Memphis (2015-16).

After helping lead Memphis and Arizona to four conference championships (two Conference USA titles at Memphis, two Pac-12 crowns at Arizona) and four NCAA Tournament berths (including back-to-back Elite Eight appearances at Arizona) in six seasons, Stoudamire was hired as the head coach at Pacific in 2016. He inherited a program coming off an 8-20 campaign and quickly built it into a WCC contender, highlighted by the 23-10 campaign in 2019-20. The Tigers' 11-5 conference record that season remains their most-ever wins in WCC play. Combined with a 9-9 record in league play in 2017-18, Stoudamire led Pacific to its only two .500-or-better conference records since the Tigers joined the WCC in 2013-14.

After posting a 9-9 overall record during the Covid-shortened 2020-21 season, Stoudamire returned to the NBA as an assistant coach for the Celtics. In his first season in Boston, he helped lead the Celtics to the 2022 NBA Finals. The Celtics stood in first place in the Atlantic Division and in second both in the Eastern Conference and in the NBA's overall league standings at the time he took the Tech position. With Boston, he coached a pair of metro-Atlanta natives in Malcolm Brogdon (Norcross, Ga.) and Jaylen Brown (Alpharetta, Ga.).

A Portland, Ore. native, Stoudamire, 50, graduated from Woodrow Wilson High School in 1991 and earned his bachelor's degree from Arizona in 2008. He has a daughter, Kermeco, and two sons, Damon and Brandon.

Stoudamire as a Head Coach

Season	School	Overall	Conference	Postseason
2016-17	Pacific	*11-22	*4-14 / 9th	*on-court record
2017-18	Pacific	14-18	9-9 / 14th	
2018-19	Pacific	14-18	4-12 / 9th	
2019-20	Pacific	23-10	11-5 / 3rd	
2020-21	Pacific	9-9	6-7 / 5th	
at Pacific	5 years	71-77	34-47	
2023-24	Georgia Tech	14-18	7-13	
2024-25	Georgia Tech	15-14	9-9	
at Georgia Tech	2nd year	29-32	16-22	
CAREER	7th year	100-109	50-69	

Stoudamire Coaching Resume

- Georgia Tech, head coach (2023-present)
- Boston Celtics, assistant coach (2021-23)
- Pacific, head coach (2016-21)
- Memphis, assistant coach (2015-16)
- Arizona, assistant coach (2013-15)
- Rice, director of player development (2008-09)
- Memphis, assistant coach (2011-13)
- Memphis Grizzlies, assistant coach (2009-11)

Honors: All-Pac-10 Conference (1993, 1994, 1995), Pac-10 Co-Player of the Year (1995), Consensus first-team All-American (1995), finalist for the Wooden Award (1995), West Coast Conference Coach of the Year (2020), Ben Jobe Award (2020)

Playing Experience: Lettered four years at Arizona (1991-95), Toronto Raptors (1995-98), Portland Trail Blazers (1998-2005), Memphis Grizzlies (2005-08), San Antonio Spurs (2008)

Coaching Staff

KARL HOBBS

Associate Head Coach • 2nd season at Tech

Karl Hobbs, who directed George Washington to three straight NCAA Tournament appearances as a head coach, captured two national titles as an assistant at Connecticut and helped Rutgers to three post-season appearances in his most recent stop, joined the Georgia Tech men's basketball staff as associate head coach in April of 2023.

Hobbs has 36 seasons of Division I coaching experience and 21 post-season appearances on his resume, and comes to The Flats following seven seasons as associate head coach at Rutgers. He helped guide the Scarlet Knights to post-season appearances each of the past three seasons, including back-to-back appearances in the NCAA Tournament in 2021 and 2022, marking the first time RU made the big dance in consecutive seasons since 1976. Hobbs helped Rutgers snap a 30-year NCAA Tournament drought when the Scarlet Knights earned a berth in the 2021 the NCAA Tournament, their first appearance since 1991.

B.J. ELDER

Assistant Coach • 6th season at Tech

A standout member of the Yellow Jackets' 2004 NCAA runner-up team, B.J. Elder joined the men's basketball staff in July of 2019 as associate director of player personnel. He was elevated to assistant coach in December 2023.

A veteran of 10 years in European professional basketball following his stellar Tech career, Elder, 38, came to Tech following three seasons as assistant boys' basketball coach at Clarkston High School. He has served as the basketball staff's liaison with academic services, campus housing and dining, media and marketing, as well as spearheading outreach to former Tech players.

PERSHIN WILLIAMS

Assistant Coach • 2nd season at Tech

A former graduate assistant with the Georgia Tech men's basketball program, Pershin Williams joined the Yellow Jackets' men's basketball staff as assistant coach in April of 2023 following four seasons on the bench at Kennesaw State.

Now with 12 years of full-time college coaching experience, Williams helped head coach Amir Abdur-Rahim build the KSU program into a championship team in the Atlantic Sun Conference and an NCAA Tournament team in 2023. KSU went 26-9 last season, 15-3 in the A-Sun, and three Owls earned all-conference recognition after being picked to finish eighth in the pre-season conference poll.

NATE BABCOCK

Assistant Coach • 2nd season at Tech

After two seasons as an assistant coach with the Grand Rapids Gold in the G League, Nate Babcock joined the Georgia Tech men's basketball staff as quality control coach in June of 2023. He returns to the collegiate ranks after nine years on the professional level.

Prior to his time in Grand Rapids, the G League affiliate of the Denver Nuggets, Babcock spent seven years in various support roles in the NBA and G League. He joined the Gold after three years as the special assistant to the head coach with the Atlanta Hawks organization where he assisted with player development as well as opponent scouting and game preparation.

BONZI WELLS

Assistant Coach • 2nd season at Tech

A 12-year veteran of professional basketball, including 10 in the National Basketball Association, Bonzi Wells joined the Georgia Tech men's basketball staff as an assistant coach in August of 2023. Wells will concentrate his efforts on player development and on-court coaching.

Wells, 46, came to Tech following two seasons as the head coach at Division II LeMoyne-Owen College in Memphis, Tenn., where he led the Magicians to a 34-23 record across his two years, including an 18-11 mark in 2022-23.

BIO UPDATES

NAITHAN GEORGE | CANDIDATE FOR ALL-ACC, MOST IMPROVED PLAYER

1

Guard • 6-3 • 185 • Sophomore • Toronto, Ontario • Canyon International Academy (Glendale, Ariz.)

• Tech's top point guard in his second season on The Flats ... Has started the Yellow Jackets' last 57 games, dating back to Tech's Nov. 28 win over Mississippi State Nov. 28, 2023



• Was named ACC Player of the Week on Feb. 17 after averaging 24 points, 5.0 rebounds and 6.5 assists in wins over Stanford and California

• Leads the ACC (12th in NCAA) in assist average (6.4 apg) in all games this season, and is 7th in ACC in assist/turnover ratio (2.31-1)

• Leads the ACC in minutes per game in conference games (38.1), and ranks 3rd in all games (35.3). He played the full 40 minutes against Stanford and Pittsburgh, and all 55 minutes of Tech's 3-overtime win at Clemson. George also played all but 3 seconds in Tech's overtime win vs. California. He is No. 73 nationally in KenPom.com's measurement of usage (has played 86.4% of available minutes) for the full season, and has been on the court for 92.4% of Tech's possessions in ACC games.

• In all games this season: averaging 12.6 ppg (3rd on the team) and 6.4 assists, hitting 39.9% from the floor, 33.3% from three-point range, 81.8% from the foul line

• In ACC games: averaging 14.1 points, 6.3 assists (No. 2 in ACC), 4.5 rebounds ... Shooting 40.9% FG/34.7% 3pt FG/79.5% FT

• Scored a season-low 2 points against NC State, but operated Tech's offense with a career-high 12 assists, beating his previous best of 11 vs. Notre Dame last season and Central Arkansas this season

• Has 4 career 10-assist games, and he has beaten his assist average of 6.4 (No. 1 in the ACC) 14 times.

• Across Tech's last 8 games, has averaged 17.3 points, 7.1 assists and 4.5 boards, a stretch which includes which includes 4 straight 20-point efforts against Clemson, Virginia, Stanford and California.

• Has either scored or assisted on nearly half (104 of 214) of Tech's field goals over the Yellow Jackets' last 8 games (6-2 record). He has connected on 38% of his 3-point attempts, and 86.2% of his free throw tries.

• Dating back to Tech's Dec. 31 win over Notre Dame, has scored in double digits in 14 of 16 games, including four straight 20-point efforts against Clemson, Virginia, Stanford and California.

• Rested for 6:17 of Tech's win over NC State. He had rested a total of 3:57 in the Jacket's 5 games before that.

• Bidding to become the first Yellow Jacket to lead the conference in assist avenge since Drew Barry in 1995-96 (6.6) ... Ranks No. 32 according to KenPom in assist rate (34.5%, assists divided by FG made by teammates while he is on the floor).

• Has connected on 34.7% of his team-high 98 3-point field goal attempts in ACC games. He is 8th in the ACC in 3-point FG attempted (2.13 per game) in conference games

• No other player in NCAA Division I matches or exceeds his season averages of at least 12.6 points, 3.9 rebounds and 6.4 assists per game this season.

• Assist average is the highest rate for a Tech played since Drew Barry averaged 6.6 in 1995-96 (and 6.7 in 1994-95) ... Also the 6th-highest average in Tech history behind those two Barry seasons

• Stands 13 assists shy of becoming the 7th Tech player to record 200 dimes in one season. His 187 total is the 8th-highest in Tech history for a season

• His 322 career assists are the 4th most all-time in Tech annals through a Yellow Jackets' first two seasons, and most since Jarrett Jack's 398 from 2002-04.

• Has logged 3 double-doubles in points and assists this

GAME-BY-GAME STATISTICS

#1 GEORGE, Naithan

Opponent	Date	GS	MIN	Total		3-Pointers		Free throws		Rebounds		PF	A	TO	BLK	STL	PTS	AVG			
				FG-FA	PCT	3FG-3FA	PCT	FT-FTA	PCT	OFF	DEF								TOT	AVG	
West Ga.	11/06/2024	*	23:04	2-6	.333	1-3	.333	2-3	.667	0	1	1	1.0	1	7	1	0	7	7.0		
North Florida	11/10/2024	*	35:27	2-5	.400	1-3	.333	0-0	.000	0	6	6	3.5	3	7	1	0	1	5	6.0	
Texas Southern	11/12/2024	*	36:34	3-9	.333	3-8	.375	7-8	.875	1	2	3	3.3	0	6	3	0	1	16	9.3	
Georgia	11/15/2024	*	27:54	3-14	.214	0-5	.000	0-0	.000	0	0	0	2.5	2	3	4	1	1	6	8.5	
Cincinnati	11/23/2024	*	27:14	5-9	.556	3-6	.500	0-0	.000	0	0	0	2.0	1	1	2	0	0	13	9.4	
Charleston So.	11/27/2024	*	24:24	8-14	.571	1-1	1.000	0-0	.000	1	3	4	2.3	4	7	0	0	2	17	10.7	
Central Ark.	11/30/2024	*	34:07	5-15	.333	4-10	.400	2-2	1.000	0	4	4	2.6	0	11	1	0	1	16	11.4	
at Oklahoma	12/03/2024	*	37:37	3-8	.375	0-4	.000	2-3	.667	0	0	0	2.3	3	5	2	0	0	8	11.0	
at North Carolina	12/07/2024	*	39:02	4-14	.286	2-6	.333	2-2	1.000	1	7	8	2.9	1	4	5	1	2	12	11.1	
vs Northwestern	12/15/2024	*	30:00	1-6	.167	1-3	.333	0-0	.000	0	7	7	3.3	2	7	3	0	0	3	10.3	
UMBC	12/18/2024	*	28:29	5-9	.556	2-5	.400	6-6	1.000	0	3	3	3.3	2	8	3	0	2	18	11.0	
Duke	12/21/2024	*	26:09	2-10	.200	0-3	.000	0-0	.000	0	3	3	3.3	2	4	1	0	0	4	10.4	
Alabama A&M	12/28/2024	*	32:31	2-8	.250	0-4	.000	0-0	.000	1	5	6	3.5	3	9	3	1	1	4	9.9	
Notre Dame	12/31/2024	*	36:43	5-9	.556	1-3	.333	0-0	.000	0	5	5	3.6	1	6	2	1	0	11	10.0	
Boston College	01/04/2025	*	34:56	3-9	.333	1-3	.333	3-4	.750	0	3	3	3.5	2	10	2	0	2	10	10.0	
at Syracuse	01/07/2025	*	35:29	6-15	.400	1-7	.143	0-0	.000	1	4	5	3.6	1	5	2	2	0	13	10.2	
at SMU	01/11/2025	*	35:20	4-10	.400	2-5	.400	1-1	1.000	1	4	5	3.7	0	10	7	1	0	11	10.2	
Clemson	01/14/2025	*	37:27	5-11	.455	3-6	.500	0-1	.000	1	2	3	3.7	3	4	5	0	0	13	10.4	
at Florida St.	01/18/2025	*	38:26	4-12	.333	2-7	.286	0-2	.000	0	3	3	3.6	2	4	1	1	1	10	10.4	
Virginia Tech	01/22/2025	*	38:18	3-9	.333	2-6	.333	3-4	.750	0	4	4	3.7	1	7	3	0	3	11	10.4	
at Notre Dame	01/28/2025	*	37:47	9-11	.818	1-2	.500	1-1	1.000	0	6	6	3.8	1	5	0	2	3	20	10.9	
Louisville	02/01/2025	*	36:09	5-11	.455	1-4	.250	4-4	1.000	0	2	2	3.7	3	9	2	0	1	15	11.0	
at Clemson	02/04/2025	*	55:00	12-26	.462	2-10	.200	2-4	.500	2	3	5	3.7	1	7	8	0	0	28	11.8	
at Virginia	02/08/2025	*	38:56	6-15	.400	5-9	.556	3-4	.750	0	6	6	3.8	0	5	2	0	1	20	12.1	
Stanford	02/12/2025	*	40:00	7-13	.538	3-4	.750	5-5	1.000	0	7	7	4.0	0	5	3	1	0	22	12.5	
California	02/15/2025	*	44:57	9-19	.474	5-8	.625	3-3	1.000	0	3	3	3.9	3	8	5	1	1	26	13.0	
at Boston College	02/22/2025	*	37:10	3-13	.231	3-10	.300	0-0	.000	3	2	5	4.0	2	6	5	0	0	9	12.9	
at Pittsburgh	02/25/2025	*	40:00	4-12	.333	0-3	.000	8-9	.889	0	6	6	4.0	1	5	2	0	0	16	13.0	
NC State	03/01/2025	*	33:43	1-6	.167	0-2	.000	0-0	.000	1	1	2	4.0	1	12	3	0	3	2	12.6	
Totals			29	1022:53	131-328	.399	50-150	.333	54-66	.818	13	102	115	4.0	46	187	81	12	26	366	12.6

Player Averages

Games Played	Minutes/game	Points/game	FG Pct	3FG Pct	FT Pct	Rebounds/game	Assists/game	Turnovers/game	Assist/Turnover ratio	Steals/game	Blocks/game
29	35.3	12.6	39.9	33.3	81.8	4.0	6.4	2.8	2.3	0.9	0.4

CAREER STATS AND GAME HIGHS

GEORGE, Naithan

				Field Goals		3-Point		F-Throws		Rebounds								Scoring		
SEASON	TEAM	GP-GS	MIN/AVG	FG-FGA	FG%	3FG-3FGA	3FG%	FT-FTA	FT%	OFF	DEF	TOT	AVG	PF-FO	A	TO	BLK	STL	PTS	AVG
2023-24	GaTech	29-28	863/29.8	102-242	.421	32-102	.314	49-71	.690	12	57	69	2.4	47-0	135	60	3	10	285	9.8
2024-25	GaTech	29-29	1023/35.3	131-328	.399	50-150	.333	54-66	.818	13	102	115	4.0	46-0	187	81	12	26	366	12.6
TOTAL		58-57	1886/32.5	233-570	.409	82-252	.325	103-137	.752	25	159	184	3.2	93-0	322	141	15	36	651	11.2

Single Game Highs

Statistic	Value
Points	28 at Clemson 02/04/25
Rebounds	8 at North Carolina 12/07/24
Assists	12 vs NC State 03/01/25
Steals	3 vs Virginia Tech 01/22/25, at Notre Dame 01/28/25, vs NC State 03/01/25
Blocks	2 at Notre Dame 01/28/25, at Syracuse 01/07/25
FG Made	12 at Clemson 02/04/25
FG Attempts	26 at Clemson 02/04/25
3FG Made	5 vs Notre Dame 03/12/24, at Virginia 02/08/25, vs California 02/15/25
3FG Attempts	10 vs Central Ark. 11/30/24, at Boston College 02/22/25, at Clemson 02/04/25
FT Made	8 vs North Carolina 01/30/24, at Pittsburgh 02/25/25
FT Attempts	10 vs North Carolina 01/30/24

season, vs. Central Arkansas (16/11), Boston College (10/10) and SMU (11/10)

• Has 20 games in double-digit points this season, 31 times in his career

• Has had 26 games of six or more assists in his career, including 16 this season

• Started Tech's final 28 games in 2023-24, averaging 29.8 minutes and playing well in Tech's ACC wins (10.6 ppg, 4.8 rpg, 47.4 pct. FG) ... Averaged 9.3 points and 4.6 assists (No. 2 in the ACC) in all games; 9.8 points and 5.0 assists (No. 2 in the ACC) in conference games

• Finished his freshman year with a flurry, scoring a season-high

24 points (8-13 FG, 5-8 3-pt FG, 3-3 FT) with seven assists in Tech's ACC Tournament loss to Notre Dame ... Averaged 15.8 points (24-44 FG, 7-14 3-pt FG) and 4.8 assists over the final four games

• Scored 10 of his 20 points in the final 22 seconds of regulation and final minute of second OT to lift Tech over Clemson ... Scored the winning basket vs. North Carolina with a left-handed layup over Armando Bacot

• Had only two low-major offers coming put of high school before accepting an offer to enroll at Tech in the summer of 2023

BIO UPDATES

JAVIAN McCOLLUM

2

Guard • 6-2 • 175 • Senior • Fort Myers, Fla. • Fort Myers HS / Siena / Oklahoma

- Name pronounced "JAY-vee-un muh-CALL-um"

- Transfer from Oklahoma who has become a worthy scoring partner with Lance Terry when on the court

- Started 6 straight games before leaving the 2/4 Clemson game with an injury, playing more than 34 minutes in each ... Has not played in Tech's last 6 games

- Averaged 14.1 ppg and 4.1 apg in Tech's 10 games before Clemson, including four games of 20+ points (21 vs. Notre Dame, 20 vs. Boston College, SMU, FSU) ... 42.5% FG, 35.7% 3pt FG, 29-33 FT, adding 39 assists and 18 steals

- Overall this season:** has averaged 12.2 points and 3.4 assists this season while connecting on 43.5% of his shots from the floor, 36.3% from three-point range (No. 3 on the team) and 86.5% from the foul line (5th in ACC)

- In ACC games:** averaging 12.9 ppg (4th on team), 3.7 apg, 43% FG, 34.5% 3pt FG, 85.7% FT ... Ranks 7th in ACC in steals (1.5 pg)

- McCollum's 3 20-point games off the bench this season (he has 1 as a starter) are the most for a Tech player since 2016-17 (Tadric Jackson had 6)

- Started Tech's first 5 games this season, then missed the next 4 after sustaining a concussion Nov. 23 vs. Cincinnati

- Returned to action Dec. 15 vs. Northwestern and has been an offensive force off the bench in the last 10 games before his injury at Clemson

- Passed the 1,000-career-point milestone in the Jackets' season opener against West Georgia, when he scored 18 points ... Now has 1,222 career points

- Career - has connected on 42.8% of his shots from the floor, 35% from three-point range and 89.5% from the free throw line in his career (including Tech)

- Played one season at Oklahoma (2023-24) after competing for two years at Siena in Albany, N.Y. ... Has one season of eligibility at Tech

- No. 31 in ESPN's transfer portal ranking, and 247Sports deemed him No. 2 among transfers into ACC programs

- Averaged 12.2 points and 3.1 assists per game over his college career prior to Tech over 81 games (57 starts)

- Earned 2023-24 All-Big 12 honorable mention honors in 2023-24

- Appeared in 30 games (30 starts) last year at OU, averaging 13.3 points, 3.4 assists, 2.6 rebounds and 0.8 steals per outing

- Shot 40.4 percent (132-327) from the field, 31.4 percent (54-172) from deep and a school-record 94.3 percent (82-87) from the free throw line ... Made a program record 39 consecutive free throws



GAME-BY-GAME STATISTICS

#2 MCCOLLUM, Javian

Opponent	Date	GS	MIN	Total		3-Pointers		Free throws		Rebounds				PF	A	TO	BLK	STL	PTS	AVG	
				FG-FGA	PCT	3FG-3FGA	PCT	FT-FTA	PCT	OFF	DEF	TOT	AVG								
West Ga.	11/06/2024	*	30:05	7-12	.583	3-6	.500	1-1	1.000	1	3	4	4.0	0	5	3	0	4	18	18.0	
North Florida	11/10/2024	*	33:22	5-9	.556	2-4	.500	2-2	1.000	0	3	3	3.5	3	6	3	0	0	14	16.0	
Texas Southern	11/12/2024	*	30:23	4-9	.444	2-5	.400	4-5	.800	0	5	5	4.0	2	1	4	1	0	14	15.3	
Georgia	11/15/2024	*	31:36	3-9	.333	1-5	.200	6-7	.857	0	4	4	4.0	5	3	2	0	2	13	14.8	
Cincinnati	11/23/2024	*	14:03	2-5	.400	1-2	.500	0-0	.000	0	2	2	3.6	0	2	2	0	0	5	12.8	
vs Northwestern	12/15/2024		23:08	1-5	.200	1-4	.250	0-0	.000	0	2	2	3.3	2	2	1	0	1	3	11.2	
UMBC	12/18/2024		18:08	1-3	.333	0-1	.000	3-4	.750	0	1	1	3.0	1	3	0	0	0	5	10.3	
Duke	12/21/2024		14:09	2-3	.667	2-3	.667	0-0	.000	0	0	0	2.6	1	3	1	0	0	6	9.8	
Alabama A&M	12/28/2024		15:54	5-11	.455	3-6	.500	5-5	1.000	0	1	1	2.4	2	2	2	0	1	18	10.7	
Notre Dame	12/31/2024		34:35	7-13	.538	2-6	.333	5-5	1.000	0	1	1	2.3	0	6	1	0	3	21	11.7	
Boston College	01/04/2025		30:16	6-9	.667	2-5	.400	6-6	1.000	0	5	5	2.5	2	4	0	0	2	20	12.5	
at Syracuse	01/07/2025		26:50	3-13	.231	0-4	.000	0-0	.000	1	3	4	2.7	1	2	2	0	3	6	11.9	
at SMU	01/11/2025		32:20	7-11	.636	5-8	.625	1-2	.500	1	3	4	2.8	0	5	2	1	0	20	12.5	
Clemson	01/14/2025	*	37:59	3-11	.273	1-4	.250	4-4	1.000	0	0	0	2.6	1	5	2	0	1	11	12.4	
at Florida St.	01/18/2025	*	36:51	7-17	.412	4-11	.364	2-3	.667	0	2	2	2.5	1	4	3	0	3	20	12.9	
Virginia Tech	01/22/2025	*	37:27	5-16	.313	1-7	.143	5-6	.833	0	3	3	2.6	0	4	3	0	0	16	13.1	
at Notre Dame	01/28/2025	*	34:46	3-8	.375	0-4	.000	1-1	1.000	0	4	4	2.6	4	4	0	0	1	7	12.8	
Louisville	02/01/2025	*	37:57	5-11	.455	2-5	.400	0-1	.000	0	3	3	2.7	2	3	2	0	4	12	12.7	
at Clemson	02/04/2025	*	13:46	1-2	.500	1-1	1.000	0-0	.000	0	3	3	2.7	0	1	2	0	0	3	12.2	
Totals			11	533:35	77-177	.435	33-91	.363	45-52	.865	3	48	51	2.7	27	65	35	2	25	232	12.2

Player Averages

Games Played	Minutes/game	Points/game	FG Pct	3FG Pct	FT Pct	Rebounds/game	Assists/game	Turnovers/game	Assist/Turnover ratio	Steals/game	Blocks/game
19	28.1	12.2	43.5	36.3	86.5	2.7	3.4	1.8	1.9	1.3	0.1

CAREER STATS AND GAME HIGHS

MCCOLLUM, Javian

SEASON	TEAM	GP-GS	MIN/AVG	Field Goals		3-Point		F-Throws		Rebounds				Scoring	
				FG-FGA	FG%	3FG-3FGA	3FG%	FT-FTA	FT%	OFF	DEF	TOT	AVG	PF-FO	PTS
2021-22	Siena	24-2	436/18.2	53-110	.482	23-54	.426	32-38	.842	2	19	21	0.9	31-0	161
2022-23	Siena	27-25	832/30.8	136-316	.430	52-146	.356	105-118	.890	11	47	58	2.1	49-0	429
2023-24	OK	30-30	932/31.1	132-327	.404	54-172	.314	82-87	.943	4	73	77	2.6	45-1	400
2024-25	GaTech	19-11	534/28.1	77-177	.435	33-91	.363	45-52	.865	3	48	51	2.7	27-1	232
TOTAL FOR GaTech		19-11	534/28.1	77-177	.435	33-91	.363	45-52	.865	3	48	51	2.7	27-1	232
TOTAL		100-68	2734/27.3	398-930	.428	162-463	.350	264-295	.895	20	187	207	2.1	152-2	1222

Single Game Highs

Statistic	Value
Points	30 vs Manhattan 03/02/23
Rebounds	7 vs Providence 12/05/23
Assists	9 vs Niagara 03/09/23
Steals	4 vs West Ga. 11/06/24, vs Louisville 02/01/25
Blocks	2 vs Seton Hall 11/27/22
FG Made	10 vs Manhattan 03/02/23
FG Attempts	22 vs Niagara 03/09/23
3FG Made	5 4 times
3FG Attempts	11 vs Niagara 03/09/23, at Florida St. 01/18/25
FT Made	10 at Mount St. Mary's 02/10/23
FT Attempts	12 at Niagara 01/13/23

BIO UPDATES

JAEDEN MUSTAF

Guard • 6-5 • 210 • Freshman • Bowie, Md. • Overtime Elite (Atlanta)

3

• Consensus four-star combo guard with excellent size, court vision, play-making and shooting abilities... Name pronounced "JAY-dun MOO-stoff"

• Started 7 games as injuries thinned Tech's rotation, but missed 6 in a row with a foot injury of his own before returning 2/12 vs. Stanford

• Has averaged 6.8 points while playing 130 total minutes in Tech's last 5 games ... Snared a career-high 8 rebounds at Boston College and scored a career-best 13 against NC State

• Scored in double digits 8 times, including 1st in an ACC game 1/14 vs. Clemson (12 pts) ... 3 of them came in consecutive games vs. Charleston Southern (16), Central Arkansas (season-high 18) and Oklahoma (16) earlier in the season

• Seventh on Tech's scoring chart at 8.5 ppg while hitting 40.8% from the floor, 39.1% from 3-point range and 68.7% from the charity stripe

• Scored 11 vs. Northwestern 15 vs. UMBC and 13 vs. Alabama A&M

• Played in Tech's first game against West Georgia, missed the next two with a thumb injury before returning to play limited minutes vs. Georgia and Cincinnati

• Ranked No. 58 nationally overall and No. 7 at his position in the 247Sports Composite ranking coming out of high school

• Picked Tech over a top-six list that also included NC State, Maryland, Florida State, Indiana and Arkansas

• Attended Overtime Elite in Atlanta for his senior year after spending his junior season at Carmel Christian School in Matthews, N.C.

• Averaged 10.2 points, 5.6 assists and 3.8 rebounds over 16 games with the City Reapers team ... Improved to 11.1 points, 6.1 assists and 4.3 rebounds over eight games in the City Reapers' run to the finals, where they defeated RWE to win the OTE title

• Earned all-state honors at Carmel Christian and led his team to a 28-4 record and a berth in the state championship game ... Averaged 15.9 points, 5.8 rebounds and 3.8 assists per game at Carmel in 2022-23

• Prior to that, attended DeMatha Catholic High School in Hyattsville, Md.

• Son of the late Jerrod Mustaf, former Maryland star and first-round NBA draft pick



GAME-BY-GAME STATISTICS

#3 MUSTAF, Jaeden

Opponent	Date	GS	MIN	Total		3-Pointers		Free throws		Rebounds				PF	A	TO	BLK	STL	PTS	AVG
				FG-FGA	PCT	3FG-3FGA	PCT	FT-FTA	PCT	OFF	DEF	TOT	AVG							
West Ga.	11/06/2024		14:50	2-5	.400	0-0	.000	0-0	.000	1	1	2	2.0	0	2	0	0	0	4	4.0
Georgia	11/15/2024		10:48	0-3	.000	0-1	.000	1-2	.500	1	2	3	2.5	2	1	1	0	0	1	2.5
Cincinnati	11/23/2024		14:13	0-5	.000	0-0	.000	2-2	1.000	1	0	1	2.0	0	3	1	0	0	2	2.2
Charleston So.	11/27/2024		24:25	6-14	.429	0-0	.000	4-4	1.000	1	2	3	2.3	2	2	1	0	2	16	5.8
Central Ark.	11/30/2024		28:28	5-8	.625	1-2	.500	7-8	.875	2	2	4	2.6	3	2	1	0	2	18	8.2
at Oklahoma	12/03/2024		29:30	5-11	.455	1-2	.500	5-8	.625	1	1	2	2.5	4	2	2	0	0	16	9.5
at North Carolina	12/07/2024		31:32	2-7	.286	0-1	.000	2-2	1.000	2	2	4	2.7	4	1	4	0	0	6	9.0
vs Northwestern	12/15/2024		26:30	3-8	.375	1-3	.333	4-4	1.000	2	4	6	3.1	4	0	1	0	0	11	9.3
UMBC	12/18/2024	*	34:04	7-14	.500	1-3	.333	0-2	.000	1	4	5	3.3	4	5	1	0	1	15	9.9
Duke	12/21/2024	*	32:05	2-9	.222	1-1	1.000	0-0	.000	0	1	1	3.1	4	1	2	0	0	5	9.4
Alabama A&M	12/28/2024	*	26:47	4-7	.571	1-2	.500	4-4	1.000	1	6	7	3.5	3	6	2	0	5	13	9.7
Notre Dame	12/31/2024	*	23:45	1-5	.200	0-0	.000	3-4	.750	1	4	5	3.6	3	2	0	0	0	5	9.3
Boston College	01/04/2025	*	21:24	4-6	.667	0-0	.000	0-2	.000	0	2	2	3.5	1	0	1	0	0	8	9.2
at Syracuse	01/07/2025	*	23:01	4-8	.500	0-0	.000	0-3	.000	2	4	6	3.6	2	0	1	0	4	8	9.1
at SMU	01/11/2025	*	13:52	2-3	.667	0-0	.000	1-2	.500	0	0	0	3.4	5	0	3	1	0	5	8.9
Clemson	01/14/2025		25:51	3-8	.375	1-3	.333	5-7	.714	0	2	2	3.3	1	0	3	0	1	12	9.1
Stanford	02/12/2025		20:33	2-4	.500	0-1	.000	3-5	.600	0	0	0	3.1	1	0	0	0	0	7	8.9
California	02/15/2025		25:24	3-8	.375	1-2	.500	1-2	.500	0	1	1	3.0	1	4	2	1	4	8	8.9
at Boston College	02/22/2025		27:03	2-6	.333	0-0	.000	2-4	.500	3	5	8	3.3	4	0	2	0	0	6	8.7
at Pittsburgh	02/25/2025		23:56	0-1	.000	0-1	.000	0-0	.000	0	1	1	3.2	5	3	1	0	0	0	8.3
NC State	03/01/2025		32:35	5-12	.417	1-1	1.000	2-2	1.000	0	1	1	3.0	3	2	0	0	2	13	8.5
Totals		7	510:38	62-152	.408	9-23	.391	46-67	.687	19	45	64	3.0	56	36	29	2	21	179	8.5

Player Averages

Games Played	Minutes/ game	Points/ game	FG Pct	3FG Pct	FT Pct	Rebounds/ game	Assists/ game	Turnovers/ game	Assist/Turnover ratio	Steals/ game	Blocks/ game
21	24.3	8.5	40.8	39.1	68.7	3.0	1.7	1.4	1.2	1.0	0.1

CAREER STATS AND GAME HIGHS

MUSTAF, Jaeden

SEASON	TEAM	GP-GS	MIN/AVG	Field Goals		3-Point		F-Throws		Rebounds				Scoring						
				FG-FGA	FG%	3FG-3FGA	3FG%	FT-FTA	FT%	OFF	DEF	TOT	AVG	PF-FO	A	TO	BLK	STL	PTS	AVG
2024-25	GaTech	21-7	511/24.3	62-152	.408	9-23	.391	46-67	.687	19	45	64	3.0	56-2	36	29	2	21	179	8.5
TOTAL		21-7	511/24.3	62-152	.408	9-23	.391	46-67	.687	19	45	64	3.0	56-2	36	29	2	21	179	8.5

Single Game Highs

Statistic	Value	
Points	18	vs Central Ark. 11/30/24
Rebounds	8	at Boston College 02/22/25
Assists	6	vs Alabama A&M 12/28/24
Steals	5	vs Alabama A&M 12/28/24
Blocks	1	vs California 02/15/25, at SMU 01/11/25
FG Made	7	vs UMBC 12/18/24
FG Attempts	14	vs Charleston So. 11/27/24, vs UMBC 12/18/24
3FG Made	1	9 times
3FG Attempts	3	vs Northwestern 12/15/24, vs UMBC 12/18/24, vs Clemson 01/14/25
FT Made	7	vs Central Ark. 11/30/24
FT Attempts	8	vs Central Ark. 11/30/24, at Oklahoma 12/03/24


BIO UPDATES

RYAN MUTOMBO

12

Center • 7-2 • 255 • Senior • Atlanta, Ga. • The Lovett School / Georgetown

• Atlanta high school star who returned home to play at Georgia Tech following three seasons at Georgetown ... Has one season of eligibility at Tech ... Last name pronounced "moo-TOM-bo"



• Played in 13 games (started 7 straight at one point) after sitting out the first 9 due to considerable time missed in the pre-season following the passing of his father

• Averaging 2.3 points, 2.7 rebounds, and blocked 8 shots while averaging 10.4 minutes ... Led Tech in rebounds in 3 games

• In ACC games: averaged 1.3 ppg, 2.0 rpg, blocked 4 shots and hit 7-of-19 from the floor

• Over 3 seasons at Georgetown, played a total of 54 games, making one start ... Averaged 8.1 minutes per game, 3.3 points and 2.3 rebounds ... Connected on 51.8 percent of his shots from the floor

• Appeared in 15 games last season, playing a total of 55 minutes ... Scored 11 points on the season and contributed 18 rebounds, a steal and a block ... Recorded a season-high four points and three rebounds in win over Le Moyne (Nov. 7)

• A product out of the Lovett School in Atlanta, was named All-State first team at center by the Atlanta Journal Constitution his senior season

• Surpassed the 1,500-point milestone at the Lovett School ... Was a 4-star prospect in the class of 2021 ranked No. 112 nationally by 247Sports, No. 17 among centers

• Son of the late Georgetown and Atlanta Hawks star Dikembe Mutombo

GAME-BY-GAME STATISTICS

#12 MUTOMBO, Ryan

Opponent	Date	GS	MIN	Total		3-Pointers		Free throws		Rebounds				PF	A	TO	BLK	STL	PTS	AVG
				FG-FGA	PCT	3FG-3FGA	PCT	FT-FTA	PCT	OFF	DEF	TOT	AVG							
vs Northwestern	12/15/2024		21:33	5-8	.625	0-0	.000	0-1	.000	1	6	7	7.0	1	1	1	2	0	10	10.0
UMBC	12/18/2024	*	13:09	2-5	.400	0-0	.000	2-3	.667	3	4	7	7.0	1	0	2	2	0	6	8.0
Duke	12/21/2024	*	14:40	1-3	.333	0-0	.000	0-0	.000	3	3	6	6.7	2	0	1	2	0	2	6.0
Alabama A&M	12/28/2024	*	10:56	1-1	1.000	0-0	.000	0-0	.000	2	0	2	5.5	0	1	1	0	0	2	5.0
Notre Dame	12/31/2024	*	12:09	1-1	1.000	0-0	.000	0-0	.000	1	2	3	5.0	1	0	0	0	0	2	4.4
Boston College	01/04/2025	*	11:56	0-1	.000	0-0	.000	0-0	.000	0	4	4	4.8	0	0	0	0	0	0	3.7
at Syracuse	01/07/2025	*	14:46	1-3	.333	0-0	.000	0-1	.000	1	2	3	4.6	1	0	0	1	0	2	3.4
at SMU	01/11/2025	*	16:25	2-6	.333	0-0	.000	0-0	.000	1	1	2	4.3	1	0	0	0	0	4	3.5
Clemson	01/14/2025		04:53	0-0	.000	0-0	.000	0-0	.000	0	2	2	4.0	0	0	0	0	1	0	3.1
Virginia Tech	01/22/2025		09:53	1-2	.500	0-0	.000	0-0	.000	0	0	0	3.6	1	1	0	1	0	2	3.0
at Notre Dame	01/28/2025		02:43	1-3	.333	0-0	.000	0-0	.000	1	0	1	3.4	0	0	0	0	0	2	2.9
at Clemson	02/04/2025		06:27	0-0	.000	0-0	.000	0-0	.000	1	0	1	3.2	0	0	0	0	0	0	2.7
Stanford	02/12/2025		03:13	0-0	.000	0-0	.000	0-0	.000	0	0	0	2.9	1	0	0	0	0	0	2.5
at Pittsburgh	02/25/2025		02:20	0-0	.000	0-0	.000	0-0	.000	0	0	0	2.7	1	0	0	0	0	0	2.3
Totals		7	145:03	15-33	.455	0-0	.000	2-5	.400	14	24	38	2.7	10	3	5	8	1	32	2.3

Player Averages

Games Played	Minutes/game	Points/game	FG Pct	3FG Pct	FT Pct	Rebounds/game	Assists/game	Turnovers/game	Assist/Turnover ratio	Steals/game	Blocks/game
14	10.4	2.3	45.5	0.0	40.0	2.7	0.2	0.4	0.6	0.1	0.6

CAREER STATS AND GAME HIGHS

MUTOMBO, Ryan

SEASON	TEAM	GP-GS	MIN/AVG	Field Goals		3-Point		F-Throws		Rebounds				Scoring						
				FG-FGA	FG%	3FG-3FGA	3FG%	FT-FTA	FT%	OFF	DEF	TOT	AVG	PF-FO	A	TO	BLK	STL	PTS	AVG
2021-22	GTown	27-1	317/11.7	56-113	.496	1-4	.250	24-33	.727	43	39	82	3.0	36-0	3	13	23	6	137	5.1
2022-23	GTown	12-0	64/5.3	12-16	.750	0-0	.000	6-8	.750	9	14	23	1.9	9-0	0	3	4	3	30	2.5
2023-24	GTown	15-0	55/3.7	3-8	.375	0-0	.000	5-9	.556	8	10	18	1.2	4-0	0	1	1	1	11	0.7
2024-25	GaTech	14-7	145/10.4	15-33	.455	0-0	.000	2-5	.400	14	24	38	2.7	10-0	3	5	8	1	32	2.3
TOTAL FOR GaTech		14-7	145/10.4	15-33	.455	0-0	.000	2-5	.400	14	24	38	2.7	10-0	3	5	8	1	32	2.3
TOTAL		68-8	581/8.5	86-170	.506	1-4	.250	37-55	.673	74	87	161	2.4	59-0	6	22	36	11	210	3.1

Single Game Highs

Statistic	Value
Points	15 vs UMBC 12/08/21
Rebounds	11 vs UMBC 12/08/21
Assists	2 vs Butler 01/13/22
Steals	2 vs Creighton 02/12/22, vs Providence 02/26/23
Blocks	4 vs UMBC 12/08/21
FG Made	7 vs UMBC 12/08/21
FG Attempts	15 vs UMBC 12/08/21
3FG Made	1 vs Saint Joseph's 11/26/21
3FG Attempts	1 4 times
FT Made	5 at St. John's (NY) 01/16/22
FT Attempts	5 at St. John's (NY) 01/16/22

BIO UPDATES

BAYE NDONGO | CANDIDATE FOR ALL-ACC/ALL-DEFENSIVE TEAM

11

Forward • 6-9 • 240 • Sophomore • Mboro, Senegal • Putnam (Conn.) Science Academy

• Name pronounced "BYE NDONGO-go" ... Pronounce the "N" sound with no vowel before or after

• Voted second-team pre-season All-ACC for 2024-25

• Started Tech's last 58 games, dating back to Cincinnati early in the 2023-24 season

• Has posted double-doubles in Tech's last five games, averaging 19.6 points and 15.6 rebounds over that stretch, which includes career-best games of 26 points and 13 boards against Cal, and 29 points and 17 caroms against NC State ... Has hit 56.2% of his field goal tries in that span

• In all games this season: has averaged 13.3 points and 9.1 rebounds (No. 4 in the ACC) while hitting 53.6% of his shots from the floor (3rd in the ACC)

• In ACC games: averaging 14.1 points and 10.3 rebounds (No. 3 in ACC) while hitting 53.9% of his field goals (No. 3 in the ACC)

• Has 7 double-doubles in Tech's last 8 games and has 3 games this season (4 career) in which he scored 20 points with 10 rebounds ... Has averaged 17.9 points (56.7% FG), 13.4 rebounds and nearly two blocks (15 total) that stretch

• One of two ACC players averaging a double-double in ACC play this season (Eddie Lampkin, Jr., of Syracuse is the other), and he also leads the Jackets in blocked shots (22) and steals (20) in conference games

• Nine of his double-doubles have come against ACC teams – 29/17 vs. NC State, 11/17 at Pittsburgh, 17/14 at Boston College, 26/13 vs. California, 15/16 vs. Stanford, 18/13 at Clemson (2/4), 12/11 vs. Louisville, 14/12 vs. Clemson (1/14) and 19/12 at North Carolina (12/7) ... Only Maxime Reynaud of Stanford (11) and Eddie Lampkin, Jr. (10) of Syracuse have more double-doubles vs. ACC teams than does Ndongo.

• Could become only the second Tech player, since blocked shots and steals began to be tracked as official statistics in 1976-77, to lead the Yellow Jackets in both categories ... Leads Tech in blocked shots (29) and is second to Lance Terry in steals (29 to Terry's 32) ... He does lead the Jackets in both categories in ACC games (22 blocks, 20 steals).

• Since Tech began competing in the ACC in 1979-80, there have been 14 games where a Yellow Jacket scored 15 points and pulled 15 rebounds, 10 of those came against ACC opponents. Ndongo has 3 of those this season (15/16 vs. Stanford, 17/15 at Boston College). In that period, Moses Wright, the 2021 ACC Player of the Year, had 2.

• Scored in double digits 23 times this season

• Foul trouble at times this season has limited him to 29.7 minutes per game (32.6 in ACC games) ... Has fouled out of 5 games (plus 1 DQ for a flagrant 2 foul), finished 7 others with 4 fouls, but has committed just 17 fouls in Tech's last 7 games

• Made the ACC's All-Freshman team in 2024, first Jacket to do so since Josh Okogie in 2017 ... Finalist for the Kyle Macy Award (top freshman in Division I)

• Played and started final 29 games in 2023-24 after missing the first three and most of the pre-season with a hand injury

• Tech's top rebounder at 8.2 per game and No. 2 scorer at 12.4 points per game ... Ranked No. 7 in the ACC in rebound average, No. 6 in offensive rebounds (2.55 per game), No. 2 in field goal percentage (55.8) and No. 12 in blocked shots (1.10 per game)

• Finished No. 3 among freshmen nationally in rebound average and No. 2 in field goal percentage



GAME-BY-GAME STATISTICS

#11 NDONGO, Baye

Opponent	Date	GS	MIN	Total		3-Pointers		Free throws		Rebounds			PF	A	TO	BLK	STL	PTS	AVG		
				FG-FGA	PCT	3FG-3FGA	PCT	FT-FTA	PCT	OFF	DEF	TOT								AVG	
West Ga.	11/06/2024	*	23:32	3-5	.600	0-0	.000	4-6	.667	1	6	7	7.0	2	4	2	3	0	10	10.0	
North Florida	11/10/2024	*	28:50	9-18	.500	1-1	1.000	1-3	.333	3	7	10	8.5	4	3	1	0	1	20	15.0	
Texas Southern	11/12/2024	*	32:51	5-10	.500	1-1	1.000	8-10	.800	4	7	11	9.3	4	1	2	0	1	19	16.3	
Georgia	11/15/2024	*	36:27	4-11	.364	0-0	.000	6-6	1.000	0	4	4	8.0	3	0	1	1	1	14	15.8	
Cincinnati	11/23/2024	*	24:03	2-4	.500	0-0	.000	1-4	.250	1	5	6	7.6	3	1	3	0	0	5	13.6	
Charleston So.	11/27/2024	*	18:47	8-10	.800	0-1	.000	1-3	.333	3	5	8	7.7	4	1	3	0	0	17	14.2	
Central Ark.	11/30/2024	*	28:08	5-9	.556	0-0	.000	3-4	.750	2	7	9	7.9	3	0	0	0	0	13	14.0	
at Oklahoma	12/03/2024	*	13:42	2-5	.400	0-0	.000	0-0	.000	0	4	4	7.4	5	0	2	0	0	4	12.8	
at North Carolina	12/07/2024	*	34:36	7-13	.538	0-1	.000	5-10	.500	3	9	12	7.9	2	1	1	1	0	19	13.4	
vs Northwestern	12/15/2024	*	18:51	2-4	.500	0-0	.000	0-2	.000	1	4	5	7.6	2	0	3	1	0	4	12.5	
UMBC	12/18/2024	*	29:25	7-15	.467	0-0	.000	3-5	.600	6	3	9	7.7	1	4	3	1	3	17	12.9	
Duke	12/21/2024	*	31:24	6-11	.545	1-2	.500	1-1	1.000	0	1	1	7.2	3	4	3	2	1	14	13.0	
Alabama A&M	12/28/2024	*	18:49	4-5	.800	0-0	.000	2-4	.500	2	4	6	7.1	4	4	6	1	3	10	12.8	
Notre Dame	12/31/2024	*	20:19	4-4	1.000	0-0	.000	2-4	.500	2	4	6	7.0	5	1	3	1	0	10	12.6	
Boston College	01/04/2025	*	20:55	6-9	.667	0-0	.000	2-3	.667	2	2	4	6.8	4	1	3	1	0	14	12.7	
at Syracuse	01/07/2025	*	28:14	3-9	.333	0-1	.000	0-1	.000	2	6	8	6.9	2	0	2	0	3	6	11.9	
at SMU	01/11/2025	*	22:42	1-3	.333	0-0	.000	4-5	.800	1	6	7	6.9	2	1	3	0	0	6	12.3	
Clemson	01/14/2025	*	37:49	5-11	.455	1-2	.500	3-5	.600	4	8	12	7.2	3	1	2	1	3	14	12.0	
at Florida St.	01/18/2025	*	26:13	1-3	.333	0-0	.000	1-1	1.000	2	10	12	7.4	5	1	2	0	0	3	11.5	
Virginia Tech	01/22/2025	*	38:21	6-8	.750	0-0	.000	2-5	.400	2	7	9	7.5	3	4	3	1	5	14	11.7	
at Notre Dame	01/28/2025	*	30:09	3-12	.250	0-1	.000	4-5	.800	1	6	7	7.5	5	1	1	0	1	10	11.6	
Louisville	02/01/2025	*	31:40	6-9	.667	0-1	.000	0-2	.000	4	7	11	7.6	5	1	3	1	1	12	11.6	
at Clemson	02/04/2025	*	52:23	6-11	.545	0-0	.000	6-10	.600	6	7	13	7.9	4	0	1	2	3	18	11.9	
at Virginia	02/08/2025	*	33:24	7-13	.538	0-0	.000	1-1	1.000	2	3	5	7.8	1	2	3	1	1	15	12.0	
Stanford	02/12/2025	*	35:12	6-16	.375	0-2	.000	3-3	1.000	7	9	16	8.1	4	1	6	3	1	15	12.1	
California	02/15/2025	*	38:57	11-14	.786	1-1	1.000	3-6	.500	8	5	13	8.3	1	1	3	1	1	26	12.7	
at Boston College	02/22/2025	*	32:34	7-11	.636	1-1	1.000	2-2	1.000	3	12	15	8.5	3	4	2	2	0	17	12.8	
at Pittsburgh	02/25/2025	*	34:53	2-6	.333	0-0	.000	7-8	.875	5	12	17	8.8	3	2	6	3	0	11	12.8	
NC State	03/01/2025	*	37:03	10-17	.588	1-3	.333	8-11	.727	5	12	17	9.1	1	1	0	2	0	29	13.3	
Totals			29	860:13	148-276	.536	7-18	.389	83-130	.638	82	182	264	9.1	91	45	73	29	29	386	13.3

Player Averages

Games Played	Minutes/game	Points/game	FG Pct	3FG Pct	FT Pct	Rebounds/game	Assists/game	Turnovers/game	Assist/Turnover ratio	Steals/game	Blocks/game
29	29.7	13.3	53.6	38.9	63.8	9.1	1.6	2.5	0.6	1.0	1.0

CAREER STATS AND GAME HIGHS

NDONGO, Baye

				Field Goals		3-Point		F-Throws		Rebounds								Scoring		
SEASON	TEAM	GP-GS	MIN/AVG	FG-FGA	FG%	3FG-3FGA	3FG%	FT-FTA	FT%	OFF	DEF	TOT	AVG	PF-FO	A	TO	BLK	STL	PTS	AVG
2023-24	GaTech	29-29	805/27.8	148-265	.558	4-12	.333	59-88	.670	74	164	238	8.2	81-5	28	74	32	22	359	12.4
2024-25	GaTech	29-29	860/29.7	148-276	.536	7-18	.389	83-130	.638	82	182	264	9.1	91-5	45	73	29	29	386	13.3
TOTAL		58-58	1665/28.7	296-541	.547	11-30	.367	142-218	.651	156	346	502	8.7	172-10	73	147	61	51	745	12.8

Single Game Highs

Statistic	Value
Points	29 vs NC State 03/01/25
Rebounds	19 vs Penn St. 12/16/23
Assists	4 6 times
Steals	5 vs Virginia Tech 01/22/25
Blocks	4 vs Duke 12/02/23
FG Made	11 vs California 02/15/25
FG Attempts	18 vs North Florida 11/10/24
3FG Made	1 11 times
3FG Attempts	3 vs NC State 03/01/25
FT Made	8 vs Texas Southern 11/12/24, vs NC State 03/01/25
FT Attempts	11 vs NC State 03/01/25

• Only Chris Bosh and Derrick Favors exceeded Ndongo's numbers in those categories as freshmen at Tech

• Averaged 12.6 points and 7.7 rebounds in ACC games and hit 55.4 percent from the floor

• Named ACC Rookie of the Week three times ... Made the all-tournament team at the Diamond Head Classic (18.0 ppg, 9.3 rpg, 23-26 FG, 8-9 FT)

• Has a 7-foot, 2-inch wingspan ... Grew up in a soccer family, but an older sister persuaded him to try basketball at age 14

BIO UPDATES

LUKE O'BRIEN

Forward • 6-8 • 225 • 5th-year Senior • Littleton, Colo. • Columbine HS / Colorado

• Transfer from Colorado who played four seasons and was a key rotation player the last three for the Buffaloes ... Steadily improved and saw more playing time with each season



• Started Tech's first 2 games, getting 8 points and 10 rebounds against West Georgia, 15 points and eight boards against North Florida

• Missed the Texas Southern game with an ankle injury, and the last 18 games with a foot injury (last played 12/18 vs. UMBC) ... Has played in only 1 ACC game

• Started 4 games after Kowacie Reeves, Jr., was sidelined with a foot injury before sustaining his own injury ... Best game was 7 points (3-3 FG, 1-1- 3pt FG) with 4 rebounds at Oklahoma

• Averaged 21.1 minutes in games he has played ... Has hit 47.1% of his shots from the floor for the season, No. 3 on the team, 9-of-28 on threes ... Good on a team-high 65.2% of his shots from inside the 3-point arc

• Played in 111 games and made 29 career starts at Colorado, 19 of those last season ... Averaged 4.8 points and 3.7 rebounds for this career, hitting 44 percent of his shots from the floor and 35 percent from three-point range

• Helped Colorado reach the NCAA Tournament twice in his time as a Buffalo

• Helped lead Colorado to the NCAA Tournament, the championship game of the Pac-12 Tournament and a program-record 26 victories in 2023-24

• Averaged a career-best 6.7 points and 3.8 rebounds per game in 2023-24 ... Played 35 games, starting 19, and averaged 23.6 minutes

• Connected on 45.6 percent of his shots from the floor, 37.6 percent from three-point range and 65.8 percent from the foul line

• Scored in double digits 10 times, two of those against Pac-12 teams and one in Colorado's second-round NCAA Tournament win over Florida, when he went 5-for-5 from the floor and scored 12 points

GAME-BY-GAME STATISTICS

#9 O'BRIEN, Luke

Opponent	Date	GS	MIN	Total		3-Pointers		Free throws		Rebounds				PF				PTS	AVG		
				FG-FGA	PCT	3FG-3FGA	PCT	FT-FTA	PCT	OFF	DEF	TOT	AVG	A	TO	BLK	STL				
West Ga.	11/06/2024	*	21:46	4-9	.444	0-4	.000	0-1	.000	1	9	10	10.0	1	1	2	0	0	8	8.0	
North Florida	11/10/2024	*	27:35	6-10	.600	1-3	.333	2-2	1.000	3	5	8	9.0	3	1	1	0	0	15	11.5	
Georgia	11/15/2024		23:24	2-4	.500	2-3	.667	0-0	.000	3	3	6	8.0	5	0	1	1	0	6	9.7	
Cincinnati	11/23/2024		22:43	2-5	.400	0-1	.000	0-0	.000	2	3	5	7.3	2	0	0	1	0	4	8.3	
Charleston So.	11/27/2024		18:13	1-3	.333	1-2	.500	0-0	.000	0	3	3	6.4	1	1	1	0	1	3	7.2	
Central Ark.	11/30/2024	*	17:05	3-7	.429	2-6	.333	0-0	.000	1	1	2	5.7	3	1	0	0	0	8	7.3	
at Oklahoma	12/03/2024	*	26:28	3-3	1.000	1-1	1.000	0-0	.000	0	4	4	5.4	2	1	1	0	1	7	7.3	
at North Carolina	12/07/2024	*	13:28	0-2	.000	0-2	.000	0-0	.000	0	0	0	4.8	3	0	1	0	0	0	6.4	
vs Northwestern	12/15/2024	*	22:00	1-6	.167	0-4	.000	4-4	1.000	1	1	2	4.4	1	0	1	0	0	6	6.3	
UMBC	12/18/2024		18:45	2-2	1.000	2-2	1.000	1-2	.500	1	3	4	4.4	2	1	0	0	0	7	6.4	
Totals			6	211:27	24-51	.471	9-28	.321	7-9	.778	12	32	44	4.4	23	6	8	2	2	64	6.4

Player Averages

Games Played	Minutes/ game	Points/ game	FG Pct	3FG Pct	FT Pct	Rebounds/ game	Assists/ game	Turnovers/ game	Assist/Turnover ratio	Steals/ game	Blocks/ game
10	21.1	6.4	47.1	32.1	77.8	4.4	0.6	0.8	0.8	0.2	0.2

CAREER STATS AND GAME HIGHS

O'BRIEN, Luke

			Field Goals		3-Point		F-Throws		Rebounds								Scoring			
SEASON	TEAM	GP-GS	MIN/AVG	FG-FGA	FG%	3FG-3FGA	3FG%	FT-FTA	FT%	OFF	DEF	TOT	AVG	PF-FO	A	TO	BLK	STL	PTS	AVG
2020-21	CU	10-0	46/4.6	6-14	.429	2-7	.286	1-4	.250	3	4	7	0.7	4-0	2	0	0	1	15	1.5
2021-22	CU	33-0	466/14.1	33-75	.440	12-26	.462	9-17	.529	30	61	91	2.8	45-0	25	19	3	13	87	2.6
2022-23	CU	33-10	757/22.7	76-179	.425	23-79	.291	28-40	.700	56	129	185	5.6	72-1	34	28	16	22	203	6.2
2023-24	CU	35-19	827/23.6	88-193	.456	32-85	.376	25-38	.658	37	96	133	3.8	76-2	44	24	14	25	233	6.7
2024-25	GaTech	10-6	211/21.1	24-51	.471	9-28	.321	7-9	.778	12	32	44	4.4	23-1	6	8	2	2	64	6.4
TOTAL FOR GaTech		10-6	211/21.1	24-51	.471	9-28	.321	7-9	.778	12	32	44	4.4	23-1	6	8	2	2	64	6.4
TOTAL		121-35	2301/19.0	227-512	.443	78-225	.347	70-108	.648	138	322	460	3.8	220-4	111	79	35	63	602	5.0

Single Game Highs

Statistic	Value
Points	18 vs Utah Tech 12/21/23
Rebounds	14 vs Seton Hall 03/14/23
Assists	4 6 times
Steals	4 vs Maine 11/15/21
Blocks	3 vs Utah Valley 03/19/23
FG Made	8 vs Utah Tech 12/21/23
FG Attempts	14 vs Northern Colo. 12/15/23
3FG Made	4 vs Northern Colo. 12/15/23
3FG Attempts	8 vs Northern Colo. 12/15/23
FT Made	4 vs California 02/02/23, vs Northwestern 12/15/24
FT Attempts	6 vs UCLA 02/26/23

BIO UPDATES

DORYAN ONWUCHEKWA

45

Forward/Center • 6-11 • 240 • Freshman • Dallas, Texas • Faith Family Academy of Oak Cliff

- Name pronounced "DOR-ee-un ON-woo-CHECK-wuh" ... Teammates call him "D.O."
- Played in 10 games, starting 8 in the post ... Averaged 18.2 minutes per game, high of 27:03 vs. Texas Southern
- Has not played since Dec. 15 for personal reasons
- Averaged 3.5 ppg and 5.1 rpg in his 8 starts (3.5 ppg, 4.9 rpg for the season)
- Set season highs of seven points and 11 boards vs. Georgia
- Turned the ball over just 4 times all season, and has the team's best turnover rate (ranks No. 142 nationally) ... 2nd on the team with 6 blocked shots
- Three-star center prospect who attended the Faith Family Academy of Oak Cliff in Dallas, Texas
- Ranked No. 112 nationally by 247Sports Composite, No. 19 at his position and No. 7 overall in the state of Texas
- Helped Faith Family Academy at Oak Cliff to a 118-24 record over four years under head coach Brandon Thomas, and a perfect 34-0 mark in district play
- The Eagles won University Interscholastic League 4A state titles in 2022, 2023 and 2024, and lost in the state semifinals his freshman year
- Earned all-state honors by the Texas Association of Basketball Coaches, and was named to the all-Dallas metro team (2nd-team in 2023, 1st-team in 2024) by the Dallas Morning News ... Selected to the 4A Boys all-tournament team in 2023 and 2024
- Was a McDonald's All-American game nominee
- In the final two games of Faith Family Academy's 2023 title run, he scored 34 points and had 28 rebounds, seven assists and five blocks



GAME-BY-GAME STATISTICS

#45 ONWUCHEKWA, Doryan

Opponent	Date	GS	MIN	Total		3-Pointers		Free throws		Rebounds				PF	A	TO	BLK	STL	PTS	AVG	
				FG-FGA	PCT	3FG-3FGA	PCT	FT-FTA	PCT	OFF	DEF	TOT	AVG								
West Ga.	11/06/2024		11:01	2-5	.400	0-2	.000	0-0	.000	3	4	7	7.0	3	0	0	0	4	4.0		
North Florida	11/10/2024		06:30	2-5	.400	0-0	.000	0-0	.000	1	0	1	4.0	0	0	0	0	4	4.0		
Texas Southern	11/12/2024	*	27:03	0-2	.000	0-2	.000	0-3	.000	2	7	9	5.7	4	1	0	2	0	2.7		
Georgia	11/15/2024	*	24:54	3-5	.600	1-2	.500	0-3	.000	4	7	11	7.0	3	2	0	1	7	3.8		
Cincinnati	11/23/2024	*	20:34	3-7	.429	0-2	.000	0-0	.000	2	2	4	6.4	5	1	0	0	1	6	4.2	
Charleston So.	11/27/2024	*	21:27	2-8	.250	1-3	.333	1-2	.500	1	1	2	5.7	5	2	0	0	0	6	4.5	
Central Ark.	11/30/2024	*	19:20	2-4	.500	0-1	.000	0-0	.000	2	4	6	5.7	1	1	1	0	0	4	4.4	
at Oklahoma	12/03/2024	*	24:21	0-3	.000	0-3	.000	1-2	.500	2	3	5	5.6	4	0	1	3	2	1	4.0	
at North Carolina	12/07/2024	*	18:43	1-5	.200	1-2	.500	0-0	.000	1	3	4	5.4	4	1	0	1	0	3	3.9	
vs Northwestern	12/15/2024	*	07:53	0-1	.000	0-1	.000	0-0	.000	0	0	0	4.9	3	0	0	0	0	0	3.5	
Totals			8	181:46	15-45	.333	3-18	.167	2-10	.200	18	31	49	4.9	32	8	4	6	4	35	3.5

Player Averages

Games Played	Minutes/game	Points/game	FG Pct	3FG Pct	FT Pct	Rebounds/game	Assists/game	Turnovers/game	Assist/Turnover ratio	Steals/game	Blocks/game
10	18.2	3.5	33.3	16.7	20.0	4.9	0.8	0.4	2.0	0.4	0.6

CAREER STATS AND GAME HIGHS

ONWUCHEKWA, Doryan

SEASON	TEAM	GP-GS	MIN/AVG	Field Goals		3-Point		F-Throws		Rebounds				Scoring						
				FG-FGA	FG%	3FG-3FGA	3FG%	FT-FTA	FT%	OFF	DEF	TOT	AVG	PF-FO	A	TO	BLK	STL	PTS	AVG
2024-25	GaTech	10-8	182/18.2	15-45	.333	3-18	.167	2-10	.200	18	31	49	4.9	32-2	8	4	6	4	35	3.5
TOTAL		10-8	182/18.2	15-45	.333	3-18	.167	2-10	.200	18	31	49	4.9	32-2	8	4	6	4	35	3.5

Single Game Highs

Statistic	Value
Points	7 vs Georgia 11/15/24
Rebounds	11 vs Georgia 11/15/24
Assists	2 vs Georgia 11/15/24, vs Charleston So. 11/27/24
Steals	2 at Oklahoma 12/03/24
Blocks	3 at Oklahoma 12/03/24
FG Made	3 vs Georgia 11/15/24, vs Cincinnati 11/23/24
FG Attempts	8 vs Charleston So. 11/27/24
3FG Made	1 vs Georgia 11/15/24, vs Charleston So. 11/27/24, at North Carolina 12/07/24
3FG Attempts	3 vs Charleston So. 11/27/24, at Oklahoma 12/03/24
FT Made	1 vs Charleston So. 11/27/24, at Oklahoma 12/03/24
FT Attempts	3 vs Texas Southern 11/12/24, vs Georgia 11/15/24

BIO UPDATES

DUNCAN POWELL | CANDIDATE FOR ACC SIXTH MAN AWARD

31

Forward • 6-8 • 235 • Redshirt Junior • Conover, N.C. • DeSoto (Tex.) HS / North Carolina A&T / Sacramento State

• Former top-100 high school prospect who transferred to Tech from Sacramento State ... Known as the "Shag Man" for his unusual haircut ... Also known as the "corner man" for his success in shooting corner 3s



• Steady performer off the bench early in the season, but has become a key staple of Tech's rotation in ACC play since the holiday break ... Combines capable long-range shooting skills with the ability to score inside

• Started Tech's last 6 games, coinciding with Javian McCollum's injury 2/4 at Clemson ... Scored 49 points with 13 rebounds in Tech's two wins last week, hitting 17-of-30 from the floor, 8-of-15 from 3-point range and 7-of-7 from the foul line, and was named the Lute Olson National Player of the Week

• In all games this season: averaging 11.6 points, 5.4 rebounds (2nd on the team) ... Connecting on 44.4% of his field goals, 36.9% of his 3-point attempts, 69.6% of his free throws

• In ACC games: averaging team-high 14.6 points and 5.3 rpg (2nd on team) ... Has shot a team-high 38.7% on 93 3-point attempts in ACC play, ranking 9th in 3s per game, and has been to the foul line 77 times, second only to Ndongo (72.7%)

• Has averaged 17.3 points and 5.2 rebounds over his last 11 games, scoring double digits 10 of them and 20 or more in 4 games ... Hit 45.9% (62-of-135) from the floor, 39.4% (26-of-66) from 3-point range and 76.9% (40-of-52) from the foul line in that stretch

• Has reached double figures in 13 of Tech's last 16 games dating back to his 21-point performance vs. Notre Dame on Dec. 31 ... Had just three double-digit scoring games among his first 12 this season

• Has scored in double figures 16 times altogether this season, all vs. Power 4 opponents, 12 vs. ACC teams. He is averaging a team-high 14.6 ppg vs. ACC teams

• Scored 20 or more points 5 times this season, including 20 (11-12 FT) with 6 boards at FSU and 23 with 6 boards vs. Virginia Tech in back-to-back games in mid-January, and 21 points on New Year's Eve vs. Notre Dame (3-8 3pt FG)

• Has 3 double-doubles this season, including 13 with 11 rebounds at SMU, and 11 points with 12 boards at Oklahoma

• Has 16 games with double-digit points this season, all vs. Power 4 teams (12 vs. ACC teams)

• Had two years of Division I collegiate experience before this season, having spent two years (red-shirted one year) at North Carolina A&T

• Played in 29 games, including 23 starts last season at Sac State ... Missed the final five games of the season with injury

• Was the Hornets' leading scorer (12.1 ppg) and rebounder (7.0 rpg) ... The rebounds ranked sixth in the Big Sky Conference

• Also averaged 26.5 minutes while shooting 49 percent from the field and 69 percent from the free throw line ... Averaged 3.8 trips to the free throw line per game

• Scored in double figures 21 times, pulled 10-plus rebounds six times, and had 5 double-doubles

• Played in 30 games for North Carolina A&T in 2022-23, including four starts ... Named to the CAA all-Rookie team ... Averaged 8.0 points, 5.7 rebounds, 0.7 steals, 0.7 blocked shots and 22.5 minutes per game

• Born in Conover, N.C., but went to high school at DeSoto High School in DeSoto, Texas ... Sidelined his senior year of HS and freshman year at NC A&T due to injury

• Ranked No. 84 overall in the 2021 class according to ESPN

GAME-BY-GAME STATISTICS

#31 POWELL, Duncan

Opponent	Date	GS	MIN	Total		3-Pointers		Free throws		Rebounds				PF	A	TO	BLK	STL	PTS	AVG	
				FG-FGA	PCT	3FG-3FGA	PCT	FT-FTA	PCT	OFF	DEF	TOT	AVG								
West Ga.	11/06/2024		16:07	3-5	.600	1-3	.333	2-2	1.000	1	0	1	1.0	3	0	0	0	0	9	9.0	
North Florida	11/10/2024		12:26	2-10	.200	0-2	.000	0-3	.000	5	1	6	3.5	1	1	1	0	0	4	6.5	
Texas Southern	11/12/2024		09:13	1-3	.333	0-2	.000	2-2	1.000	0	2	2	3.0	1	0	0	0	0	4	5.7	
Cincinnati	11/23/2024		22:39	3-6	.500	0-1	.000	4-5	.800	1	2	3	3.0	1	0	0	0	1	10	6.8	
Charleston So.	11/27/2024		25:14	2-6	.333	0-3	.000	3-4	.750	2	6	8	4.0	1	1	1	1	0	7	6.8	
Central Ark.	11/30/2024		23:24	1-3	.333	1-2	.500	0-2	.000	2	7	9	4.8	0	2	2	0	1	3	6.2	
at Oklahoma	12/03/2024		30:45	4-9	.444	0-2	.000	3-4	.750	3	9	12	5.9	2	1	0	1	1	11	6.9	
at North Carolina	12/07/2024		21:03	1-4	.250	0-2	.000	1-2	.500	1	1	2	5.4	2	0	1	1	2	3	6.4	
vs Northwestern	12/15/2024		12:22	2-2	1.000	2-2	1.000	0-0	.000	0	5	5	5.3	0	2	2	0	0	6	6.3	
UMBC	12/18/2024		12:28	2-2	1.000	0-0	.000	0-1	.000	1	3	4	5.2	0	0	1	1	0	4	6.1	
Duke	12/21/2024		24:10	3-10	.300	1-3	.333	6-7	.857	2	3	5	5.2	0	0	0	0	2	13	6.7	
Alabama A&M	12/28/2024		23:29	2-2	1.000	1-1	1.000	1-2	.500	0	7	7	5.3	2	2	1	2	0	6	6.7	
Notre Dame	12/31/2024		27:07	6-13	.462	3-8	.375	6-8	.750	1	2	3	5.2	3	2	1	1	0	21	7.8	
Boston College	01/04/2025		24:46	4-5	.800	3-4	.750	0-0	.000	1	4	5	5.1	1	0	0	0	0	11	8.0	
at Syracuse	01/07/2025		20:10	1-4	.250	0-1	.000	0-2	.000	3	2	5	5.1	3	0	2	0	0	2	7.6	
at SMU	01/11/2025		33:27	5-10	.500	2-4	.500	1-4	.250	3	8	11	5.5	0	1	1	1	2	13	7.9	
Clemson	01/14/2025	*	34:33	3-12	.250	1-5	.200	2-2	1.000	2	5	7	5.6	5	0	1	0	0	9	8.0	
at Florida St.	01/18/2025		32:42	4-10	.400	1-5	.200	11-12	.917	3	3	6	5.6	4	2	2	0	1	20	8.7	
Virginia Tech	01/22/2025	*	40:00	7-11	.636	3-4	.750	6-9	.667	3	3	6	5.6	0	1	0	0	2	23	9.4	
at Notre Dame	01/28/2025		34:07	6-11	.545	3-7	.429	3-4	.750	1	2	3	5.5	1	0	5	1	1	18	9.9	
Louisville	02/01/2025		33:05	3-10	.300	1-5	.200	4-5	.800	0	3	3	5.4	3	2	0	0	2	11	9.9	
at Clemson	02/04/2025		48:39	8-19	.421	2-7	.286	1-5	.200	3	5	8	5.5	4	0	1	0	1	19	10.3	
at Virginia	02/08/2025	*	37:23	7-12	.583	3-6	.500	1-2	.500	1	2	3	5.4	1	1	1	1	2	18	10.7	
Stanford	02/12/2025	*	40:00	2-10	.200	2-7	.286	4-4	1.000	1	6	7	5.5	2	1	2	0	0	10	10.6	
California	02/15/2025	*	42:17	7-11	.636	3-4	.750	2-2	1.000	2	4	6	5.5	3	0	3	0	1	19	11.0	
at Boston College	02/22/2025	*	33:28	1-11	.091	0-6	.000	1-2	.500	0	2	2	5.3	1	1	0	0	1	0	3	10.7
at Pittsburgh	02/25/2025	*	38:23	8-15	.533	6-10	.600	4-4	1.000	1	2	3	5.3	2	1	2	0	0	26	11.2	
NC State	03/01/2025	*	37:43	9-15	.600	2-5	.400	3-3	1.000	5	5	10	5.4	2	0	1	0	1	23	11.6	
Totals		8	791:10	107-241	.444	41-111	.369	71-102	.696	48	104	152	5.4	48	21	31	11	20	326	11.6	

Player Averages

Games Played	Minutes/game	Points/game	FG Pct	3FG Pct	FT Pct	Rebounds/game	Assists/game	Turnovers/game	Assist/Turnover ratio	Steals/game	Blocks/game
28	28.3	11.6	44.4	36.9	69.6	5.4	0.8	1.1	0.7	0.7	0.4

CAREER STATS AND GAME HIGHS

POWELL, Duncan

			Field Goals		3-Point		F-Throws		Rebounds				Scoring								
SEASON	TEAM	GP-GS	MIN	AVG	FG-FGA	FG%	3FG-3FGA	3FG%	FT-FTA	FT%	OFF	DEF	TOT	AVG	PF-FO	A	TO	BLK	STL	PTS	AVG
2021-22	NCA&T	1-0	0/0.0		0-0	.000	0-0	.000	0-0	.000	0	0	0	0.0	1-0	0	0	0	0	0	0.0
2022-23	NCA&T	30-4	675/22.5		84-199	.422	11-49	.224	60-96	.625	46	126	172	5.7	50-0	23	35	20	21	239	8.0
2023-24	SacSt	29-23	768/26.5		130-264	.492	14-49	.286	76-111	.685	81	122	203	7.0	56-0	58	50	10	14	350	12.1
2024-25	GaTech	28-8	791/28.3		107-241	.444	41-111	.369	71-102	.696	48	104	152	5.4	48-1	21	31	11	20	326	11.6
TOTAL FOR GaTech		28-8	791/28.3		107-241	.444	41-111	.369	71-102	.696	48	104	152	5.4	48-1	21	31	11	20	326	11.6
TOTAL		88-35	2233/25.4		321-704	.456	66-209	.316	207-309	.670	175	352	527	6.0	155-1	102	116	41	55	915	10.4

Single Game Highs

Statistic	Value	
Points	26	at Pittsburgh 02/25/25
Rebounds	15	vs Hampton 02/25/23, vs Bethesda (CA) 12/21/23
Assists	10	vs Bethesda (CA) 12/21/23
Steals	3	vs Greensboro 11/26/22, vs UNCW 01/07/23
Blocks	2	6 times
FG Made	9	vs Northern Colo. 02/17/24, vs NC State 03/01/25
FG Attempts	23	at Towson 02/18/23
3FG Made	6	at Pittsburgh 02/25/25
3FG Attempts	10	at Pittsburgh 02/25/25
FT Made	11	at Florida St. 01/18/25
FT Attempts	12	at Florida St. 01/18/25

BIO UPDATES

KOWACIE REEVES, JR.

14

Guard • 6-7 • 205 • Senior • Macon, Ga. • Westside HS / Florida

• First name pronounced "ko-WAY-see" ... Teammates and coaches call him "WAY-see"

• Published his first book in June of 2024, a self-help book entitled "I Am Not Your Doctrine," and a second one entitled "Nautre's Renaissance" at the end of January ... Set to graduate this May

• Steady player on both ends of the floor who started all 38 games as a Yellow Jacket after transferring from Florida, including the first six this season, until suffering a foot injury ... Has missed the last 23 games (last played 11/27 vs. Charleston Southern)

• Averaged 9.3 points, 6th on the team, with just 3 turnovers in the 6 games he has played

• Reached double-digits in Tech's first three games this season, averaging 15.7 points per game (No. 2 on Tech's scoring chart), before going just 4-for-15 for 9 points total in Tech's last 3 games

• Reliable three-point shooter who led the Jackets last season, and had hit 28.1 percent prior to his injury

• Blocked team-high seven shots and averaged 2.5 rebounds per game

• In 2023-24, was No. 3 in Tech's scoring column at 9.8 points per game, hitting double digits in 13 games

• Established career highs for himself in every statistical category except free throws made and attempted

• Connected on 41.7 percent of his shots from the floor, No. 2 on the team in three-point rate (38.3 pct.) and No. 2 in free throw percentage (84.0 pct.)

• No. 3 on the team blocked shots (16) and fourth in steals (16)

• Averaged 9.2 points and 3.7 rebounds in ACC games, while connecting on 40.7 percent from the floor and team-high 41.3 percent on threes

• Has 126 three-point field goals in his college career, including 60 in 38 games at Tech (68 in his first two full seasons in college)

• Tallied 14 points (5-7 FG, 4-5 3pt FG) with four rebounds in his ACC debut vs. Duke ... Scored 15 with five boards vs. Penn State ... Had 18 points with six boards at Florida State ... Had 15 points on five three-pointers at Clemson

• Former four- and five-star-rated recruit from Georgia who played two seasons at Florida before transferring to Georgia Tech ... Helped lead Florida to appearances in the NIT both of his seasons in Gainesville ... Averaged 7.1 points and 2.1 rebounds in 60 games (17 starts), averaging 17.5 minutes per game



GAME-BY-GAME STATISTICS

#14 REEVES JR., Kowacie

Opponent	Date	GS	MIN	Total		3-Pointers		Free throws		Rebounds				PF	A	TO	BLK	STL	PTS	AVG	
				FG-FA	PCT	3FG-3FA	PCT	FT-FTA	PCT	OFF	DEF	TOT	AVG								
West Ga.	11/06/2024	*	25:28	6-13	.462	1-5	.200	2-2	1.000	1	3	4	4.0	1	0	0	3	1	15	15.0	
North Florida	11/10/2024	*	30:49	6-12	.500	4-9	.444	1-2	.500	1	0	1	2.5	4	3	0	2	1	17	16.0	
Texas Southern	11/12/2024	*	32:30	6-17	.353	3-11	.273	0-0	.000	2	5	7	4.0	2	3	2	2	1	15	15.7	
Georgia	11/15/2024	*	19:27	1-6	.167	0-2	.000	0-0	.000	0	0	0	3.0	2	0	0	0	0	2	12.3	
Cincinnati	11/23/2024	*	21:08	1-6	.167	1-4	.250	0-1	.000	0	1	1	2.6	2	0	1	0	1	3	10.4	
Charleston So.	11/27/2024	*	13:49	2-3	.667	0-1	.000	0-0	.000	2	0	2	2.5	1	0	0	0	0	4	9.3	
Totals			6	143:11	22-57	.386	9-32	.281	3-5	.600	6	9	15	2.5	12	6	3	7	4	56	9.3

Player Averages

Games Played	Minutes/ game	Points/ game	FG Pct	3FG Pct	FT Pct	Rebounds/ game	Assists/ game	Turnovers/ game	Assist/Turnover ratio	Steals/ game	Blocks/ game
6	23.9	9.3	38.6	28.1	60.0	2.5	1.0	0.5	2.0	0.7	1.2

CAREER STATS AND GAME HIGHS

REEVES JR., Kowacie

SEASON	TEAM	GP-GS	MIN/AVG	Field Goals		3-Point		F-Throws		Rebounds				Scoring						
				FG-FGA	FG%	3FG-3FGA	3FG%	FT-FTA	FT%	OFF	DEF	TOT	AVG	PF-FO	A	TO	BLK	STL	PTS	AVG
2021-22	UF	29-10	451/15.6	50-132	.379	32-96	.333	27-36	.750	14	28	42	1.4	25-0	11	18	4	14	159	5.5
2022-23	UF	31-7	599/19.3	93-247	.377	34-130	.262	44-62	.710	12	70	82	2.6	42-1	17	34	6	17	264	8.5
2023-24	GaTech	32-32	922/28.8	110-264	.417	51-133	.383	42-50	.840	33	93	126	3.9	41-0	28	37	16	16	313	9.8
2024-25	GaTech	6-6	143/23.9	22-57	.386	9-32	.281	3-5	.600	6	9	15	2.5	12-0	6	3	7	4	56	9.3
TOTAL FOR GaTech		38-38	1065/28.0	132-321	.411	60-165	.364	45-55	.818	39	102	141	3.7	53-0	34	40	23	20	369	9.7
TOTAL		98-55	2116/21.6	275-700	.393	126-391	.322	116-153	.758	65	200	265	2.7	120-1	62	92	33	51	792	8.1

Single Game Highs

Statistic	Value
Points	21 vs Texas A&M 03/10/22
Rebounds	10 vs Alabama A&M 12/09/23
Assists	3 6 times
Steals	3 at Xavier 03/20/22, vs Ga. Southern 11/06/23
Blocks	3 at Cincinnati 11/22/23, vs West Ga. 11/06/24
FG Made	8 vs Florida A&M 11/30/22
FG Attempts	17 vs Texas Southern 11/12/24
3FG Made	5 at Clemson 01/16/24
3FG Attempts	11 vs Texas Southern 11/12/24
FT Made	6 vs Texas A&M 03/10/22, vs Alabama A&M 12/09/23
FT Attempts	8 vs Texas A&M 03/10/22

BIO UPDATES

IBRAHIM SQUARE

30

Forward • 6-9 • 225 • Redshirt Freshman • Conakry, Guinea • Dream City Christian School (AZ)

- Name pronounced “EE-bruh-HEEM SWAR-ay (rhymes with soiree)”
- Energetic post player from Guinea who was recruited out of Canyon International Academy in Glendale, Ariz.



- Has become increasingly important and improved over the course of ACC play as injuries have decimated Tech's rotation ... Gives the Jackets great activity around the basket at both ends of the floor
- Played in 26 games, including every ACC game
- Started Tech's last 12 games ... Averaged 26.1 minutes, averaging 3.3 points with 4.4 rebounds and 6 blocked shots in his starts
- Had season highs of 9 points and 12 rebounds in 42:30 in Tech's 3-OT win at Clemson
- Played a key role in Tech's win over Stanford, defending 7-footer Maxime Raynaud and holding the ACC Player of the Year candidate to season lows of 8 points and 6 rebounds
- Averaging 21.3 minutes, 2.8 points and 3.8 rebounds in ACC play, and has connected on 60.5% of his field goals (mostly dunks and layups)
- Late summer signee who enrolled for fall semester in 2023-24 ... Took a red-shirt year and did not see action in 2023-24
- Measured 7-2 wingspan, 30-inch vertical leap ... Listed at 6-foot-7 for the FIBA 2022 U18 Championship, grown two inches since then
- Averaged 11.7 points, 7.7 rebounds and 1.7 assists for Guinea in the 2022 FIBA U18 African Championship in Madagascar ... Averaged 29.3 minutes over six games

GAME-BY-GAME STATISTICS

#30 SQUARE, Ibrahim

Opponent	Date	GS	MIN	Total		3-Pointers		Free throws		Rebounds				PF	A	TO	BLK	STL	PTS	AVG	
				FG-FGA	PCT	3FG-3FGA	PCT	FT-FTA	PCT	OFF	DEF	TOT	AVG								
West Ga.	11/06/2024		04:02	0-0	.000	0-0	.000	1-2	.500	0	3	3	3.0	0	0	0	0	0	1	1.0	
Texas Southern	11/12/2024		06:48	0-0	.000	0-0	.000	0-0	.000	3	2	5	4.0	4	0	2	0	0	0	0.5	
Georgia	11/15/2024		00:42	0-0	.000	0-0	.000	0-0	.000	0	0	0	2.7	2	0	0	0	0	0	0.3	
Cincinnati	11/23/2024		03:24	1-1	1.000	0-0	.000	1-4	.250	1	0	1	2.3	0	0	0	0	0	3	1.0	
Charleston So.	11/27/2024		17:01	2-4	.500	0-0	.000	2-4	.500	2	2	4	2.6	4	0	1	0	0	6	2.0	
Central Ark.	11/30/2024		13:37	0-1	.000	0-1	.000	0-0	.000	1	2	3	2.7	2	0	0	0	0	0	1.7	
at Oklahoma	12/03/2024		00:30	0-0	.000	0-0	.000	0-0	.000	0	0	0	2.3	0	0	0	0	0	0	1.4	
at North Carolina	12/07/2024		03:25	0-0	.000	0-0	.000	0-0	.000	0	0	0	2.0	0	0	0	0	0	0	1.3	
Duke	12/21/2024		13:55	2-2	1.000	0-0	.000	0-0	.000	0	4	4	2.2	2	0	1	1	1	4	1.6	
Alabama A&M	12/28/2024		18:60	4-5	.800	0-0	.000	0-0	.000	3	3	6	2.6	3	0	0	2	0	8	2.2	
Notre Dame	12/31/2024		13:44	1-2	.500	0-0	.000	0-0	.000	0	1	1	2.5	1	0	0	1	0	2	2.2	
Boston College	01/04/2025		23:13	1-2	.500	0-0	.000	0-4	.000	0	6	6	2.8	3	1	1	4	0	2	2.2	
at Syracuse	01/07/2025		16:42	0-1	.000	0-0	.000	0-0	.000	1	3	4	2.8	3	0	0	0	1	0	2.0	
at SMU	01/11/2025		15:43	1-1	1.000	0-0	.000	0-0	.000	0	0	0	2.6	4	1	1	0	0	2	2.0	
Clemson	01/14/2025	*	21:29	0-1	.000	0-0	.000	0-0	.000	2	4	6	2.9	4	0	0	1	0	0	1.9	
at Florida St.	01/18/2025	*	27:15	1-1	1.000	0-0	.000	0-2	.000	1	1	2	2.8	4	0	2	0	0	2	1.9	
Virginia Tech	01/22/2025	*	31:49	2-3	.667	0-0	.000	1-2	.500	1	4	5	2.9	1	1	1	1	0	5	2.1	
at Notre Dame	01/28/2025	*	24:17	2-4	.500	0-0	.000	0-0	.000	2	3	5	3.1	3	0	1	3	1	4	2.2	
Louisville	02/01/2025	*	24:30	2-2	1.000	0-0	.000	0-3	.000	1	4	5	3.2	3	1	0	0	0	4	2.3	
at Clemson	02/04/2025	*	42:30	3-4	.750	0-0	.000	3-6	.500	7	5	12	3.6	3	0	1	0	1	9	2.6	
at Virginia	02/08/2025	*	33:07	2-3	.667	0-0	.000	0-0	.000	0	2	2	3.5	4	0	0	0	1	4	2.7	
Stanford	02/12/2025	*	27:26	2-4	.500	0-0	.000	0-0	.000	1	3	4	3.5	3	1	1	0	1	4	2.7	
California	02/15/2025	*	21:12	1-2	.500	0-0	.000	0-2	.000	1	4	5	3.6	1	1	1	1	0	2	2.7	
at Boston College	02/22/2025	*	23:01	2-3	.667	0-0	.000	0-1	.000	1	3	4	3.6	1	0	0	0	0	4	2.8	
at Pittsburgh	02/25/2025	*	10:41	0-1	.000	0-0	.000	0-0	.000	1	1	2	3.6	1	0	0	0	0	0	2.6	
NC State	03/01/2025	*	09:29	1-2	.500	0-0	.000	0-0	.000	0	1	1	3.5	4	0	0	0	0	2	2.6	
Totals			12	448:30	30-49	.612	0-1	.000	8-30	.267	29	61	90	3.5	60	6	13	14	6	68	2.6

Player Averages

Games Played	Minutes/ game	Points/ game	FG Pct	3FG Pct	FT Pct	Rebounds/ game	Assists/ game	Turnovers/ game	Assist/Turnover ratio	Steals/ game	Blocks/ game
26	17.2	2.6	61.2	0.0	26.7	3.5	0.2	0.5	0.5	0.2	0.5

CAREER STATS AND GAME HIGHS

SQUARE, Ibrahim

				Field Goals		3-Point		F-Throws		Rebounds								Scoring		
SEASON	TEAM	GP-GS	MIN/AVG	FG-FGA	FG%	3FG-3FGA	3FG%	FT-FTA	FT%	OFF	DEF	TOT	AVG	PF-FO	A	TO	BLK	STL	PTS	AVG
2024-25	GaTech	26-12	448/17.2	30-49	.612	0-1	.000	8-30	.267	29	61	90	3.5	60-0	6	13	14	6	68	2.6
TOTAL		26-12	448/17.2	30-49	.612	0-1	.000	8-30	.267	29	61	90	3.5	60-0	6	13	14	6	68	2.6

Single Game Highs

Statistic	Value
Points	9 at Clemson 02/04/25
Rebounds	12 at Clemson 02/04/25
Assists	1 6 times
Steals	1 6 times
Blocks	4 vs Boston College 01/04/25
FG Made	4 vs Alabama A&M 12/28/24
FG Attempts	5 vs Alabama A&M 12/28/24
3FG Attempts	1 vs Central Ark. 11/30/24
FT Made	3 at Clemson 02/04/25
FT Attempts	6 at Clemson 02/04/25

BIO UPDATES

DARRION SUTTON

10

Forward • 6-8 • 205 • Freshman • St. Charles, Mo. • Overtime Elite (Atlanta)

• Four-star forward prospect from the St. Louis, Mo., area who spent his senior year at Overtime Elite in Atlanta after his game and his recruitment took off over the summer of 2023

• Left-handed shooter ... First name pronounced "DARE-ee-on"



• Limited court time this season, seeing action in just 7 of Tech's first 23 games (54 total minutes), until recently when injuries severely reduced Tech's rotation

• Has averaged 16.3 minutes in Tech's last 6 games

• Scored 4 points with 4 rebounds and 2 assists at Virginia ... Got his first collegiate start vs. Stanford, and had 2 points (on FT with 30 seconds remaining), 4 rebounds, 1 assist and 1 block in 33:26 ... Took 3 rebounds vs NC State

• Saw more court time in the 3 games around the holiday (UMBC, Duke, Alabama A&M), averaging around 12 minutes, scoring 8 points with 7 rebounds

• Played in the opener against West Georgia, then missed 8 games with an injury, returned to play 3 minutes vs. Northwestern

• Ranked No. 98 nationally in the 247Sports Composite rankings, No. 24 among small forwards and No. 11 overall in the state of Georgia

• Chose the Yellow Jackets over Michigan and Missouri

• Averaged 10.6 points, 8.2 rebounds and 3.5 assists over a 17-game schedule for Team RWE at Overtime Elite in 2023-24, hitting 58.4 percent of his shots from the floor

• Helped RWE advance to the championship series of the OTE playoff, averaging 3.7 points, 4.0 rebounds and 2.3 assists over seven games

• Played his junior year at Denver (Colo.) Accelerated Way ... Participated in the NBPA Top 100 Camp and Pangos All-American Camp in the summer of 2023

GAME-BY-GAME STATISTICS

#10 SUTTON, Darriion

Opponent	Date	GS	MIN	Total		3-Pointers		Free throws		Rebounds				PF	A	TO	BLK	STL	PTS	AVG
				FG-FGA	PCT	3FG-3FGA	PCT	FT-FTA	PCT	OFF	DEF	TOT	AVG							
West Ga.	11/06/2024		06:33	0-1	.000	0-1	.000	0-0	.000	0	0	0	0.0	2	0	1	0	0	0	0.0
vs Northwestern	12/15/2024		03:15	0-0	.000	0-0	.000	0-0	.000	0	0	0	0.0	0	0	0	0	0	0	0.0
UMBC	12/18/2024		11:20	1-1	1.000	0-0	.000	2-4	.500	1	2	3	1.0	1	0	0	1	0	4	1.3
Duke	12/21/2024		11:52	0-1	.000	0-1	.000	1-2	.500	0	0	0	0.8	0	0	0	0	0	1	1.3
Alabama A&M	12/28/2024		13:25	0-1	.000	0-0	.000	3-4	.750	0	4	4	1.4	0	1	0	1	2	3	1.6
Virginia Tech	01/22/2025		04:12	0-2	.000	0-0	.000	0-0	.000	0	0	0	1.2	0	0	0	0	1	0	1.3
at Clemson	02/04/2025		03:59	0-0	.000	0-0	.000	0-0	.000	0	0	0	1.0	3	0	0	0	0	0	1.1
at Virginia	02/08/2025		22:56	2-6	.333	0-2	.000	0-0	.000	1	3	4	1.4	0	2	1	1	1	4	1.5
Stanford	02/12/2025	*	33:36	0-2	.000	0-1	.000	2-2	1.000	1	3	4	1.7	2	1	1	1	0	2	1.6
California	02/15/2025		13:20	0-0	.000	0-0	.000	0-0	.000	0	1	1	1.6	1	1	0	0	0	0	1.4
at Boston College	02/22/2025		08:35	0-0	.000	0-0	.000	0-0	.000	0	1	1	1.5	3	0	1	0	0	0	1.3
at Pittsburgh	02/25/2025		09:47	0-0	.000	0-0	.000	0-0	.000	0	0	0	1.4	1	0	0	1	0	0	1.2
NC State	03/01/2025		10:08	0-2	.000	0-0	.000	0-0	.000	0	3	3	1.5	2	0	0	0	0	0	1.1
Totals			1 152:58	3-16	.188	0-5	.000	8-12	.667	3	17	20	1.5	15	5	4	5	4	14	1.1

Player Averages

Games Played	Minutes/game	Points/game	FG Pct	3FG Pct	FT Pct	Rebounds/game	Assists/game	Turnovers/game	Assist/Turnover ratio	Steals/game	Blocks/game
13	11.8	1.1	18.8	0.0	66.7	1.5	0.4	0.3	1.3	0.3	0.4

CAREER STATS AND GAME HIGHS

SUTTON, Darriion

SEASON	TEAM	GP-GS	MIN/AVG	Field Goals		3-Point		F-Throws		Rebounds				Scoring						
				FG-FGA	FG%	3FG-3FGA	3FG%	FT-FTA	FT%	OFF	DEF	TOT	AVG	PF-FO	A	TO	BLK	STL	PTS	AVG
2024-25	GaTech	13-1	153/11.8	3-16	.188	0-5	.000	8-12	.667	3	17	20	1.5	15-0	5	4	5	4	14	1.1
TOTAL		13-1	153/11.8	3-16	.188	0-5	.000	8-12	.667	3	17	20	1.5	15-0	5	4	5	4	14	1.1

Single Game Highs

Statistic	Value
Points	4 vs UMBC 12/18/24, at Virginia 02/08/25
Rebounds	4 vs Alabama A&M 12/28/24, at Virginia 02/08/25, vs Stanford 02/12/25
Assists	2 at Virginia 02/08/25
Steals	2 vs Alabama A&M 12/28/24
Blocks	1 5 times
FG Made	2 at Virginia 02/08/25
FG Attempts	6 at Virginia 02/08/25
3FG Attempts	2 at Virginia 02/08/25
FT Made	3 vs Alabama A&M 12/28/24
FT Attempts	4 vs UMBC 12/18/24, vs Alabama A&M 12/28/24

BIO UPDATES

LANCE TERRY

0

Guard • 6-2 • 200 • Redshirt Senior • College Park, Ga. • The Heritage School / Gardner-Webb

• Experienced and versatile guard who returned from a red-shirt year in 2023-24 ... Recovered from a pre-season injury that forced him to miss the first eight games of last season, but elected to red-shirt and return to action in 2024-25



• Tech's top outside shooting threat who also attacks the basket with authority, and is the team's top perimeter defender

• Missed 3 of Tech's last 12 games (Clemson/wrist, Virginia Tech/illness, Stanford/wrist), and also was limited with a wrist injury at Virginia, but has not played less than 32 minutes when he has taken the floor

• Scored 50 points in Tech's last 3 games, including 15 at Boston College, 20 at Pittsburgh (14-of-16 from the free throw line) and 15 vs. NC State (3-of-8 on 3-pt FG, 4 reb, 3 ast)

• Scored 23 points at FSU (1/18) and 23 vs. Louisville (2/1) in between missed games

• In all games this season: Remains Tech's scoring leader at a career-high 14.8 points per game while hitting 43.1% of his shots from the floor, 35.4% from 3-point range and 72.7% from the foul line ... Also tops the team in steals (32)

• In ACC games: Averaging 14.3 points, connected on 39.4% from the floor, 30.5% from 3-point range and 69.4% from the foul line ... Also has 24 assists and 19 steals

• Scored 20-plus points in 8 games this season, 5 times in ACC games (22 points in Tech's ACC opener at North Carolina, 23 at Florida State, 23 vs. Louisville, 20 vs. Boston College, 20 at Pitt)

• Prolific and accurate 3-point shooter who has made 5 threes in a game 3 times this season, and ranks among the ACC's top 10 in percentage, 3-pointers made per game (2.15), total 3-pointers made (56) and attempted (160)

• Set career high in a Tech uniform with 25 points against Central Arkansas, which included 5 3-point field goals and a perfect 4-of-4 from the foul line

• Scored in double digits in all but 6 games he has played this season and has led the Jackets in scoring 9 times

• Has scored 680 points in less than two full seasons at Tech, compared to 593 in two-plus seasons at Gardner-Webb ... Enters his final home game with 1,273 career points.

• Has played in 110 games in his college career, half of them at Tech, and has made 79 career starts (42 at Tech) ... Has connected on 38.7% of his 3-point field goals and 78.9% of his free throws in 5 college seasons.

• Atlanta-area high school product who played three seasons at Gardner-Webb University before transferring to Georgia Tech prior to the 2022-23 season

• No. 2 on the team in scoring at 10.1 points per game in 2022-23 while hitting 42.1 percent of his shots from the floor, 38.8 from three-point range (top percentage on the team) and 81.4 percent from the foul line

• Averaged 11.4 points in ACC games (No. 2 on the team), connecting on 41.3 percent from the floor, a team-high 42.1 from three-point distance and 79.4 percent from the free throw stripe

• Was a key figure both as a starter and a reserve offensively, and his best offensive games occurred in Tech's seven ACC wins (tournament win included)

• In those seven wins, averaged 17.7 points, connected on 47.3 percent of his field goals, and 52.1 percent of his threes, playing the full 40 minutes in all but the Syracuse game, in which he was subbed out with 56 seconds left when the Jackets

GAME-BY-GAME STATISTICS

#0 TERRY, Lance

Opponent	Date	GS	MIN	Total		3-Pointers		Free throws		Rebounds				PF	A	TO	BLK	STL	PTS	AVG	
				FG-FA	PCT	3FG-3FGA	PCT	FT-FTA	PCT	OFF	DEF	TOT	AVG								
West Ga.	11/06/2024		23:32	4-7	.571	1-3	.333	0-0	.000	1	2	3	3.0	3	1	1	0	0	9	9.0	
North Florida	11/10/2024		25:01	5-10	.500	4-7	.571	0-0	.000	0	3	3	3.0	2	1	3	0	1	14	11.5	
Texas Southern	11/12/2024		24:38	3-8	.375	2-7	.286	5-6	.833	1	0	1	2.3	2	2	1	0	0	13	12.0	
Georgia	11/15/2024		24:49	7-11	.636	2-5	.400	4-4	1.000	0	3	3	2.5	4	2	0	0	0	20	14.0	
Cincinnati	11/23/2024		29:06	2-11	.182	0-4	.000	3-4	.750	1	0	1	2.2	0	0	2	0	2	7	12.6	
Charleston So.	11/27/2024	*	36:40	7-10	.700	0-0	.000	1-3	.333	0	5	5	2.7	4	4	0	0	5	15	13.0	
Central Ark.	11/30/2024	*	35:51	8-14	.571	5-10	.500	4-4	1.000	1	1	2	2.6	3	1	0	1	3	25	14.7	
at Oklahoma	12/03/2024	*	37:07	5-14	.357	3-7	.429	1-1	1.000	1	2	3	2.6	1	0	2	0	0	14	14.6	
at North Carolina	12/07/2024	*	38:11	5-19	.263	5-13	.385	7-8	.875	1	3	4	2.8	4	2	0	1	22	15.4		
vs Northwestern	12/15/2024	*	34:28	7-16	.438	2-7	.286	1-2	.500	1	3	4	2.9	0	2	3	1	0	17	15.6	
UMBC	12/18/2024	*	34:12	5-10	.500	3-5	.600	2-2	1.000	1	4	5	3.1	3	3	4	0	1	15	15.5	
Duke	12/21/2024	*	31:36	3-9	.333	1-4	.250	0-0	.000	0	0	0	2.8	1	0	0	0	1	7	14.8	
Alabama A&M	12/28/2024	*	32:17	8-14	.571	5-8	.625	1-2	.500	0	3	3	2.8	0	2	1	0	1	22	15.4	
Notre Dame	12/31/2024	*	31:38	5-6	.833	2-3	.667	2-4	.500	1	1	2	2.8	0	0	0	0	2	14	15.3	
Boston College	01/04/2025	*	32:34	7-12	.583	2-5	.400	4-8	.500	1	1	2	2.7	2	3	1	0	4	20	15.6	
at Syracuse	01/07/2025	*	34:48	6-13	.462	3-8	.375	3-4	.750	0	1	1	2.6	0	1	3	2	1	18	15.8	
at SMU	01/11/2025	*	30:11	5-15	.333	0-6	.000	0-0	.000	1	3	4	2.7	4	4	3	1	0	10	15.4	
at Florida St.	01/18/2025	*	38:33	9-17	.529	2-6	.333	3-4	.750	0	1	1	2.6	1	2	2	0	1	23	15.8	
at Notre Dame	01/28/2025	*	36:11	3-6	.500	1-2	.500	0-0	.000	0	2	2	2.6	4	1	0	0	1	7	15.4	
Louisville	02/01/2025	*	36:39	9-20	.450	4-9	.444	1-2	.500	0	1	1	2.5	2	0	2	0	2	23	15.8	
at Clemson	02/04/2025	*	52:16	5-21	.238	2-10	.200	0-0	.000	1	9	10	2.9	2	1	2	1	2	12	15.6	
at Virginia	02/08/2025	*	32:06	0-4	.000	0-1	.000	0-2	.000	1	2	3	2.9	1	1	0	0	0	0	14.9	
California	02/15/2025	*	38:53	4-10	.400	1-5	.200	0-0	.000	0	1	1	2.8	1	2	0	0	0	9	14.6	
at Boston College	02/22/2025	*	38:09	3-12	.250	1-6	.167	8-9	.889	1	1	2	2.8	3	2	2	0	1	15	14.6	
at Pittsburgh	02/25/2025	*	40:00	6-14	.429	2-9	.222	6-7	.857	2	3	5	2.8	3	2	0	0	2	20	14.8	
NC State	03/01/2025	*	36:23	6-15	.400	3-8	.375	0-1	.000	2	2	4	2.9	4	3	1	0	1	15	14.8	
Totals			21	885:49	137-318	.431	56-158	.354	56-77	.727	18	57	75	2.9	54	42	35	6	32	386	14.8

Player Averages

Games Played	Minutes/game	Points/game	FG Pct	3FG Pct	FT Pct	Rebounds/game	Assists/game	Turnovers/game	Assist/Turnover ratio	Steals/game	Blocks/game
26	34.1	14.8	43.1	35.4	72.7	2.9	1.6	1.3	1.2	1.2	0.2

CAREER STATS AND GAME HIGHS

TERRY, Lance

			Field Goals				3-Point		F-Throws		Rebounds								Scoring	
SEASON	TEAM	GP-GS	MIN/AVG	FG-FGA	FG%	3FG-3FGA	3FG%	FT-FTA	FT%	OFF	DEF	TOT	AVG	PF-FO	A	TO	BLK	STL	PTS	AVG
2019-20	GW	15-0	161/10.7	18-49	.367	13-38	.342	4-7	.571	0	22	22	1.5	21-0	5	13	3	7	53	3.5
2020-21	GW	9-6	201/22.4	31-64	.484	18-41	.439	23-25	.920	3	15	18	2.0	22-0	5	8	1	5	103	11.4
2021-22	GW	31-31	972/31.4	158-344	.459	57-163	.350	69-85	.812	26	80	106	3.4	69-1	37	44	12	32	442	14.3
2022-23	GaTech	29-21	857/29.6	106-252	.421	47-121	.388	35-43	.814	15	67	82	2.8	59-2	36	27	6	18	294	10.1
2024-25	GaTech	26-21	886/34.1	137-318	.431	56-158	.354	56-77	.727	18	57	75	2.9	54-0	42	35	6	32	386	14.8
TOTAL FOR GaTech		55-42	1743/31.7	243-570	.426	103-279	.369	91-120	.758	33	124	157	2.9	113-2	78	62	12	50	680	12.4
TOTAL		110-79	3077/28.0	450-1027	.438	191-521	.367	187-237	.789	62	241	303	2.8	225-3	125	127	28	94	1278	11.6

Single Game Highs

Statistic	Value
Points	26 at Hampton 12/30/20
Rebounds	10 at Clemson 02/04/25
Assists	4 vs Charleston So. 11/27/24, at USC Upstate 02/26/22, at SMU 01/11/25
Steals	5 vs Charleston So. 11/27/24
Blocks	2 4 times
FG Made	9 vs Louisville 02/01/25, at Florida St. 01/18/25
FG Attempts	21 at Clemson 02/04/25
3FG Made	7 at Syracuse 02/28/23
3FG Attempts	13 at North Carolina 12/07/24
FT Made	9 at Hampton 12/30/20
FT Attempts	9 at Campbell 02/09/22, at Boston College 02/22/25, at Hampton 12/30/20

emptied the bench

• Started 21 of the 29 games he played, including 15 ACC games (regular season plus tournament)

• Thirteen double-figure scoring games altogether in 2022-23, eight in ACC games

BIO UPDATES

EMMER NICHOLS

35

Forward • 6-6 • 223 • Redshirt Sophomore • Woodside, Calif. • Sacred Heart Preparatory School

- Non-scholarship player who joined the Tech program for the fall, 2022 semester ... Redshirted the 2022-23 season
- Played in 5 games in his career, 2 of those in Tech's games against Cincinnati last year and this year ... Scored his first points of this season against Alabama A&M Dec. 28, and made his first three-point field goal March 1 vs. NC State



- Suffered a broken leg on Jan. 19 of last season and was sidelined the remainder of the season
- Versatile player and left-handed shooter who is skilled in all facets of the game
- No. 42-ranked player in the state of California according to Max Preps
- Played four years at Sacred Heart Preparatory School, serving two years as team captain
- Helped Sacred Heart to a pair of league championships, including a Central Coast Section title in 2021
- As a senior, led SHP to a 25-5 record overall as a senior and 14-0 mark in its league
- Earned second-team Central Coast Section WBAL all-league, first-team all-league in 2020 and 2022 (MVP and defensive player of the year in 2022)

GAME-BY-GAME STATISTICS

#35 NICHOLS, Emmer

Opponent	Date	GS	MIN	Total		3-Pointers		Free throws		Rebounds				PF	A	TO	BLK	STL	PTS	AVG
				FG-FGA	PCT	3FG-3FGA	PCT	FT-FTA	PCT	OFF	DEF	TOT	AVG							
Cincinnati	11/23/2024		00:53	0-0	.000	0-0	.000	0-0	.000	0	0	0	0.0	0	0	0	0	0	0	0.0
Alabama A&M	12/28/2024		03:26	1-2	.500	0-0	.000	0-0	.000	1	1	2	1.0	0	0	1	1	0	2	1.0
at Virginia	02/08/2025		01:04	0-0	.000	0-0	.000	0-0	.000	0	0	0	0.0	0	0	1	0	0	0	0.0
NC State	03/01/2025		01:28	1-1	1.000	1-1	1.000	0-0	.000	0	0	0	0.5	0	0	0	0	0	3	1.3
Totals		0	06:51	2-3	.667	1-1	1.000	0-0	.000	1	1	2	0.5	0	0	2	1	0	5	1.3

Player Averages

Games Played	Minutes/game	Points/game	FG Pct	3FG Pct	FT Pct	Rebounds/game	Assists/game	Turnovers/game	Assist/Turnover ratio	Steals/game	Blocks/game
4	1.7	1.3	66.7	100.0	0.0	0.5	0.0	0.5	0.0	0.0	0.3

CAREER STATS AND GAME HIGHS

NICHOLS, Emmer

SEASON	TEAM	GP-GS	MIN/AVG	Field Goals		3-Point		F-Throws		Rebounds				Scoring						
				FG-FGA	FG%	3FG-3FGA	3FG%	FT-FTA	FT%	OFF	DEF	TOT	AVG	PF-FO	A	TO	BLK	STL	PTS	AVG
2023-24	GaTech	2-0	4/2.0	0-0	.000	0-0	.000	0-0	.000	1	3	4	2.0	0-0	0	0	0	0	0	0.0
2024-25	GaTech	4-0	7/1.7	2-3	.667	1-1	1.000	0-0	.000	1	1	2	0.5	0-0	0	2	1	0	5	1.3
TOTAL		6-0	11/1.8	2-3	.667	1-1	1.000	0-0	.000	2	4	6	1.0	0-0	0	2	1	0	5	0.8

Single Game Highs

Statistic	Value
Points	3 vs NC State 03/01/25
Rebounds	3 vs Alabama A&M 12/09/23
Blocks	1 vs Alabama A&M 12/28/24
FG Made	1 vs NC State 03/01/25, vs Alabama A&M 12/28/24
FG Attempts	2 vs Alabama A&M 12/28/24
3FG Made	1 vs NC State 03/01/25

MARCOS SAN MIGUEL

5

Guard • 6-4 • 203 • Sophomore • Atlanta, Ga. • Campbell HS

- Second-year non-scholarship student-athlete from Campbell High School in Smyrna
- Has action in 3 games in his career (twice vs. Alabama A&M, this season at Virginia) ... Scored the first points of his college career in the most recent meeting on Dec. 28, hitting 2-of-5 shots from the floor



- Four-year varsity letterwinner in basketball at Campbell High School, serving as team captain three years ... Helped the Spartans to a 17-12 overall record as a senior
- Graduated from Campbell with a 4.77 weighted GPA ... Also served in IB Leadership Core Team, Human Rights Club (Vice President), Interact Service Club, Chess Club, Academic Quiz Bowl, National Honor Society, Spanish Honor Society, Campbell Fellowship
- Gold Scholar at Georgia Tech enrolled in computer science with a minor in Spanish
- Officiates youth basketball in his spare time for East Marietta Basketball, Inc. ... Founded and leads organization called Take a Charge National Fundraising Campaign, in which he seeks donations for each charge he takes in basketball games, originating to raise funds for a friend who suffered a traumatic brain injury playing football, with additional funds directed toward people in need

GAME-BY-GAME STATISTICS

#33 SAN MIGUEL, Marcos

Opponent	Date	GS	MIN	Total		3-Pointers		Free throws		Rebounds				PF	A	TO	BLK	STL	PTS	AVG
				FG-FGA	PCT	3FG-3FGA	PCT	FT-FTA	PCT	OFF	DEF	TOT	AVG							
Alabama A&M	12/28/2024		03:26	2-5	.400	0-0	.000	0-0	.000	0	0	0	0.0	0	0	1	0	0	4	4.0
at Virginia	02/08/2025		01:04	0-0	.000	0-0	.000	0-0	.000	0	0	0	0.0	0	0	0	0	0	0	2.0
NC State	03/01/2025		01:28	0-0	.000	0-0	.000	0-0	.000	0	0	0	0.0	0	0	1	0	0	0	1.3
Totals		0	05:58	2-5	.400	0-0	.000	0-0	.000	0	0	0	0.0	0	0	2	0	0	4	1.3

Player Averages

Games Played	Minutes/game	Points/game	FG Pct	3FG Pct	FT Pct	Rebounds/game	Assists/game	Turnovers/game	Assist/Turnover ratio	Steals/game	Blocks/game
3	2.0	1.3	40.0	0.0	0.0	0.0	0.0	0.7	0.0	0.0	0.0

CAREER STATS AND GAME HIGHS

SAN MIGUEL, Marcos

SEASON	TEAM	GP-GS	MIN/AVG	Field Goals		3-Point		F-Throws		Rebounds				Scoring						
				FG-FGA	FG%	3FG-3FGA	3FG%	FT-FTA	FT%	OFF	DEF	TOT	AVG	PF-FO	A	TO	BLK	STL	PTS	AVG
2023-24	GaTech	1-0	2/1.9	0-2	.000	0-1	.000	0-0	.000	1	0	1	1.0	0-0	0	1	0	0	0	0.0
2024-25	GaTech	3-0	6/2.0	2-5	.400	0-0	.000	0-0	.000	0	0	0	0.0	0-0	0	2	0	0	4	1.3
TOTAL		4-0	8/2.0	2-7	.286	0-1	.000	0-0	.000	1	0	1	0.3	0-0	0	3	0	0	4	1.0

Single Game Highs

Statistic	Value
Points	4 vs Alabama A&M 12/28/24
Rebounds	1 vs Alabama A&M 12/09/23
FG Made	2 vs Alabama A&M 12/28/24
FG Attempts	5 vs Alabama A&M 12/28/24
3FG Attempts	1 vs Alabama A&M 12/09/23



2024-25 SEASON STATISTICS AND RESULTS

Game Records

Record	Overall	Home	Away	Neutral
ALL GAMES	15-14	13-5	2-8	0-1
CONFERENCE	9-9	7-2	2-7	0-0
NON-CONFERENCE	6-5	6-3	0-1	0-1

Score by Periods

Team	1st	2nd	OT	TOT
Georgia Tech	1049	1068	36	2153
Opponents	975	1103	31	2109

Team Box Score

No.	Player				Total		3-Point		F-Throw		Rebounds											
		GP-GS	MIN	AVG	FG-FGA	FG%	3FG-3FGA	3FG%	FT-FTA	FT%	OFF	DEF	TOT	AVG	PF	DQ	A	TO	BLK	STL	PTS	AVG
0	TERRY, Lance	26-21	885:49	34.1	137-318	.431	56-158	.354	56-77	.727	18	57	75	2.9	54	0	42	35	6	32	386	14.8
11	NDONGO, Baye	29-29	860:13	29.7	148-276	.536	7-18	.389	83-130	.638	82	182	264	9.1	91	5	45	73	29	29	386	13.3
1	GEORGE, Naithan	29-29	1022:53	35.3	131-328	.399	50-150	.333	54-66	.818	13	102	115	4.0	46	0	187	81	12	26	366	12.6
2	MCCOLLUM, Javian	19-11	533:35	28.1	77-177	.435	33-91	.363	45-52	.865	3	48	51	2.7	27	1	65	35	2	25	232	12.2
31	POWELL, Duncan	28-8	791:10	28.3	107-241	.444	41-111	.369	71-102	.696	48	104	152	5.4	48	1	21	31	11	20	326	11.6
14	REEVES JR., Kowacie	6-6	143:11	23.9	22-57	.386	9-32	.281	3-5	.600	6	9	15	2.5	12	0	6	3	7	4	56	9.3
3	MUSTAF, Jaeden	21-7	510:38	24.3	62-152	.408	9-23	.391	46-67	.687	19	45	64	3.0	56	2	36	29	2	21	179	8.5
9	O'BRIEN, Luke	10-6	211:27	21.1	24-51	.471	9-28	.321	7-9	.778	12	32	44	4.4	23	1	6	8	2	2	64	6.4
45	ONWUCHEKWA, Doryan	10-8	181:46	18.2	15-45	.333	3-18	.167	2-10	.200	18	31	49	4.9	32	2	8	4	6	4	35	3.5
30	SQUARE, Ibrahim	26-12	448:30	17.2	30-49	.612	0-1	.000	8-30	.267	29	61	90	3.5	60	0	6	13	14	6	68	2.6
12	MUTOMBO, Ryan	14-7	145:03	10.4	15-33	.455	0-0	.000	2-5	.400	14	24	38	2.7	10	0	3	5	8	1	32	2.3
33	SAN MIGUEL, Marcos	3-0	05:58	2.0	2-5	.400	0-0	.000	0-0	.000	0	0	0	0.0	0	0	0	2	0	0	4	1.3
35	NICHOLS, Emmer	4-0	06:51	1.7	2-3	.667	1-1	1.000	0-0	.000	1	1	2	0.5	0	0	0	2	1	0	5	1.3
10	SUTTON, Darrion	13-1	152:58	11.8	3-16	.188	0-5	.000	8-12	.667	3	17	20	1.5	15	0	5	4	5	4	14	1.1
Team											47	48	95					23				
Total		29	5900		775-1751	.443	218-636	.343	385-565	.681	313	761	1074	37.0	474	12	430	348	105	174	2153	74.2
Opponents		29	5900		741-1766	.420	251-710	.354	376-520	.723	305	733	1038	35.8	493	11	411	327	100	193	2109	72.7

Team Statistics

	GATECH	OPP
Scoring	2153	2109
Points per game	74.2	72.7
Scoring margin	+1.5	-
Field goals-att	775-1751	741-1766
Field goal pct	.443	.420
3 point fg-att	218-636	251-710
3-point FG pct	.343	.354
3-pt FG made per game	7.5	8.7
Free throws-att	385-565	376-520
Free throw pct	.681	.723
F-Throws made per game	13.3	13.0
Rebounds	1074	1038
Rebounds per game	37.0	35.8
Rebounding margin	+1.2	-
Assists	430	411
Assists per game	14.8	14.2
Turnovers	348	327
Turnovers per game	12.0	11.3
Turnover margin	-0.7	-
Assist/turnover ratio	1.2	1.3
Steals	174	193
Steals per game	6.0	6.7
Blocks	105	100
Blocks per game	3.6	3.4
Winning streak	2	-
Home win streak	5	-
Attendance	80549	92162
Home games-Avg/Game	18-4475	10-9216
Neutral site-Avg/Game	-	1-0

Team Results

Date	Opponent		Score	Att.
11/06/2024	West Ga.	W	85-62	3530
11/10/2024	North Florida	L	93-105	3553
11/12/2024	Texas Southern	W	81-62	3384
11/15/2024	Georgia	L	69-77	6622
11/23/2024	Cincinnati	L	58-81	4970
11/27/2024	Charleston So.	W	91-67	3414
11/30/2024	Central Ark.	W	87-68	3414
12/03/2024	at Oklahoma	L	61-76	7725
12/07/2024	at North Carolina	L	65-68	19020
12/15/2024	vs Northwestern	L	60-71	0
12/18/2024	UMBC	W	91-82	3494
12/21/2024	Duke	L	56-82	8005
12/28/2024	Alabama A&M	W	92-49	4430
12/31/2024	Notre Dame	W	86-75	4914
01/04/2025	Boston College	W	85-64	3949
01/07/2025	at Syracuse	L	55-62	13935
01/11/2025	at SMU	L	71-93	5526
01/14/2025	Clemson	L	59-70	4047
01/18/2025	at Florida St.	L	78-91	6751
01/22/2025	Virginia Tech	W	71-64	3668
01/28/2025	at Notre Dame	L	68-71	4262
02/01/2025	Louisville	W	77-70	6147
02/04/2025	at Clemson	Wot3	89-86	7913
02/08/2025	at Virginia	L	61-75	14637
02/12/2025	Stanford	W	60-52	3869
02/15/2025	California	Wot	90-88	4648
02/22/2025	at Boston College	L	54-69	6038
02/25/2025	at Pittsburgh	W	73-67	6355
03/01/2025	NC State	W	87-62	4491

2024-25 SEASON STATISTICS AND RESULTS - ACC ONLY

Game Records

Record	Overall	Home	Away	Neutral
ALL GAMES	9-9	7-2	2-7	0-0
CONFERENCE	9-9	7-2	2-7	0-0
NON-CONFERENCE	0-0	0-0	0-0	0-0

Score by Periods

Team	1st	2nd	OT	TOT
Georgia Tech	594	655	36	1285
Opponents	606	672	31	1309

Team Box Score

No.	Player				Total		3-Point		F-Throw		Rebounds											
		GP-GS	MIN	AVG	FG-FGA	FG%	3FG-3FGA	3FG%	FT-FTA	FT%	OFF	DEF	TOT	AVG	PF	DQ	A	TO	BLK	STL	PTS	AVG
31	POWELL, Duncan	18-8	603:03	33.5	85-193	.440	36-93	.387	56-77	.727	33	62	95	5.3	37	1	12	23	6	17	262	14.6
0	TERRY, Lance	15-15	548:08	36.5	76-193	.394	29-95	.305	34-49	.694	11	31	42	2.8	32	0	24	18	4	19	215	14.3
11	NDONGO, Baye	18-18	586:48	32.6	97-180	.539	5-15	.333	54-83	.651	59	126	185	10.3	56	4	27	47	22	20	253	14.1
1	GEORGE, Naithan	18-18	685:32	38.1	92-225	.409	34-98	.347	35-44	.795	10	71	81	4.5	25	0	116	58	10	17	253	14.1
2	MCCOLLUM, Javian	11-6	336:55	30.6	49-114	.430	20-58	.345	24-28	.857	2	27	29	2.6	12	0	41	18	1	17	142	12.9
3	MUSTAF, Jaeden	12-5	301:02	25.1	30-77	.390	4-10	.400	19-33	.576	8	23	31	2.6	34	2	13	19	2	11	83	6.9
45	ONWUCHEKWA, Doryan	1-1	18:43	18.7	1-5	.200	1-2	.500	0-0	.000	1	3	4	4.0	4	0	1	0	1	0	3	3.0
30	SQUARE, Ibrahim	18-12	383:26	21.3	23-38	.605	0-0	.000	4-20	.200	19	49	68	3.8	45	0	6	10	12	6	50	2.8
35	NICHOLS, Emmer	2-0	02:32	1.3	1-1	1.000	1-1	1.000	0-0	.000	0	0	0	0.0	0	0	0	1	0	0	3	1.5
12	MUTOMBO, Ryan	11-5	99:25	9.0	7-19	.368	0-0	.000	0-1	.000	8	14	22	2.0	8	0	1	1	4	1	14	1.3
10	SUTTON, Darrion	9-1	118:25	13.2	2-13	.154	0-4	.000	3-4	.750	2	11	13	1.4	12	0	4	3	3	2	7	0.8
9	O'BRIEN, Luke	1-1	13:28	13.5	0-2	.000	0-2	.000	0-0	.000	0	0	0	0.0	3	0	0	1	0	0	0	0.0
33	SAN MIGUEL, Marcos	2-0	02:32	1.3	0-0	.000	0-0	.000	0-0	.000	0	0	0	0.0	0	0	0	1	0	0	0	0.0
Team											34	24	58					15				
Total		18	3700		463-1060	.437	130-378	.344	229-339	.676	187	441	628	34.9	268	7	245	215	65	110	1285	71.4
Opponents		18	3700		472-1089	.433	159-446	.357	206-277	.744	195	457	652	36.2	300	7	272	207	66	123	1309	72.7

Team Statistics

	GATECH	OPP
Scoring	1285	1309
Points per game	71.4	72.7
Scoring margin	-1.3	-
Field goals-att	463-1060	472-1089
Field goal pct	.437	.433
3 point fg-att	130-378	159-446
3-point FG pct	.344	.357
3-pt FG made per game	7.2	8.8
Free throws-att	229-339	206-277
Free throw pct	.676	.744
F-Throws made per game	12.7	11.4
Rebounds	628	652
Rebounds per game	34.9	36.2
Rebounding margin	-1.3	-
Assists	245	272
Assists per game	13.6	15.1
Turnovers	215	207
Turnovers per game	11.9	11.5
Turnover margin	-0.4	-
Assist/turnover ratio	1.1	1.3
Steals	110	123
Steals per game	6.1	6.8
Blocks	65	66
Blocks per game	3.6	3.7
Winning streak	2	-
Home win streak	5	-
Attendance	43738	84437
Home games-Avg/Game	9-4860	9-9382
Neutral site-Avg/Game	-	0-0

Team Results

Date	Opponent		Score	Att.
12/07/2024	at North Carolina	L	65-68	19020
12/21/2024	Duke	L	56-82	8005
12/31/2024	Notre Dame	W	86-75	4914
01/04/2025	Boston College	W	85-64	3949
01/07/2025	at Syracuse	L	55-62	13935
01/11/2025	at SMU	L	71-93	5526
01/14/2025	Clemson	L	59-70	4047
01/18/2025	at Florida St.	L	78-91	6751
01/22/2025	Virginia Tech	W	71-64	3668
01/28/2025	at Notre Dame	L	68-71	4262
02/01/2025	Louisville	W	77-70	6147
02/04/2025	at Clemson	Wot3	89-86	7913
02/08/2025	at Virginia	L	61-75	14637
02/12/2025	Stanford	W	60-52	3869
02/15/2025	California	Wot	90-88	4648
02/22/2025	at Boston College	L	54-69	6038
02/25/2025	at Pittsburgh	W	73-67	6355
03/01/2025	NC State	W	87-62	4491

2024-25 SEASON STATISTICS - POINTS/REBOUNDS/ASSISTS

Opponent	Date	Score		0	1	2	3	9	10	11	12	14	30	31
				TERRY,LANC	GEORGE,NAI	MCCOLLUM,J	MUSTAF,JA	O'BRIEN,LU	SUTTON,DAR	NDONGO,BAY	MUTOMBO,R	REEVES JR.	SOUARE,IBR	POWELL,DUN
West Ga.	11/06/2024	85-62	W	9-3-1	7-1-7	18-4-5	4-2-2	8-10-1	0-0-0	10-7-4	DNP	15-4-0	1-3-0	9-1-0
North Florida	11/10/2024	93-105	L	14-3-1	5-6-7	14-3-6	DNP	15-8-1	DNP	20-10-3	DNP	17-1-3	DNP	4-6-1
Texas Southern	11/12/2024	81-62	W	13-1-2	16-3-6	14-5-1	DNP	DNP	DNP	19-11-1	DNP	15-7-3	0-5-0	4-2-0
Georgia	11/15/2024	69-77	L	20-3-2	6-0-3	13-4-3	1-3-1	6-6-0	DNP	14-4-0	DNP	2-0-0	0-0-0	DNP
Cincinnati	11/23/2024	58-81	L	7-1-0	13-0-1	5-2-2	2-1-3	4-5-0	DNP	5-6-1	DNP	3-1-0	3-1-0	10-3-0
Charleston So.	11/27/2024	91-67	W	15-5-4	17-4-7	DNP	16-3-2	3-3-1	DNP	17-8-1	DNP	4-2-0	6-4-0	7-8-1
Central Ark.	11/30/2024	87-68	W	25-2-1	16-4-11	DNP	18-4-2	8-2-1	DNP	13-9-0	DNP	DNP	0-3-0	3-9-2
at Oklahoma	12/03/2024	61-76	L	14-3-0	8-0-5	DNP	16-2-2	7-4-1	DNP	4-4-0	DNP	DNP	0-0-0	11-12-1
at North Carolina	12/07/2024	65-68	L	22-4-2	12-8-4	DNP	6-4-1	0-0-0	DNP	19-12-1	DNP	DNP	0-0-0	3-2-0
vs Northwestern	12/15/2024	60-71	L	17-4-2	3-7-7	3-2-2	11-6-0	6-2-0	0-0-0	4-5-0	10-7-1	DNP	DNP	6-5-2
UMBC	12/18/2024	91-82	W	15-5-3	18-3-8	5-1-3	15-5-5	7-4-1	4-3-0	17-9-4	6-7-0	DNP	DNP	4-4-0
Duke	12/21/2024	56-82	L	7-0-0	4-3-4	6-0-3	5-1-1	DNP	1-0-0	14-1-4	2-6-0	DNP	4-4-0	13-5-0
Alabama A&M	12/28/2024	92-49	W	22-3-2	4-6-9	18-1-2	13-7-6	DNP	3-4-1	10-6-4	2-2-1	DNP	8-6-0	6-7-2
Notre Dame	12/31/2024	86-75	W	14-2-0	11-5-6	21-1-6	5-5-2	DNP	DNP	10-6-1	2-3-0	DNP	2-1-0	21-3-2
Boston College	01/04/2025	85-64	W	20-2-3	10-3-10	20-5-4	8-2-0	DNP	DNP	14-4-1	0-4-0	DNP	2-6-1	11-5-0
at Syracuse	01/07/2025	55-62	L	18-1-1	13-5-5	6-4-2	8-6-0	DNP	DNP	6-8-0	2-3-0	DNP	0-4-0	2-5-0
at SMU	01/11/2025	71-93	L	10-4-4	11-5-10	20-4-5	5-0-0	DNP	DNP	6-7-1	4-2-0	DNP	2-0-1	13-11-1
Clemson	01/14/2025	59-70	L	DNP	13-3-4	11-0-5	12-2-0	DNP	DNP	14-12-1	0-2-0	DNP	0-6-0	9-7-0
at Florida St.	01/18/2025	78-91	L	23-1-2	10-3-4	20-2-4	DNP	DNP	DNP	3-12-1	DNP	DNP	2-2-0	20-6-2
Virginia Tech	01/22/2025	71-64	W	DNP	11-4-7	16-3-4	DNP	DNP	0-0-0	14-9-4	2-0-1	DNP	5-5-1	23-6-1
at Notre Dame	01/28/2025	68-71	L	7-2-1	20-6-5	7-4-4	DNP	DNP	DNP	10-7-1	2-1-0	DNP	4-5-0	18-3-0
Louisville	02/01/2025	77-70	W	23-1-0	15-2-9	12-3-3	DNP	DNP	DNP	12-11-1	DNP	DNP	4-5-1	11-3-2
at Clemson	02/04/2025	89-86	Wot3	12-10-1	28-5-7	3-3-1	DNP	DNP	0-0-0	18-13-0	0-1-0	DNP	9-12-0	19-8-0
at Virginia	02/08/2025	61-75	L	0-3-1	20-6-5	DNP	DNP	DNP	4-4-2	15-5-2	DNP	DNP	4-2-0	18-3-1
Stanford	02/12/2025	60-52	W	DNP	22-7-5	DNP	7-0-0	DNP	2-4-1	15-16-1	0-0-0	DNP	4-4-1	10-7-1
California	02/15/2025	90-88	Wot	9-1-2	26-3-8	DNP	8-1-4	DNP	0-1-1	26-13-1	DNP	DNP	2-5-1	19-6-0
at Boston College	02/22/2025	54-69	L	15-2-2	9-5-6	DNP	6-8-0	DNP	0-1-0	17-15-4	DNP	DNP	4-4-0	3-2-1
at Pittsburgh	02/25/2025	73-67	W	20-5-2	16-6-5	DNP	0-1-3	DNP	0-0-0	11-17-2	0-0-0	DNP	0-2-0	26-3-1
NC State	03/01/2025	87-62	W	15-4-3	2-2-12	DNP	13-1-2	DNP	0-3-0	29-17-1	DNP	DNP	2-1-0	23-10-0

Opponent	Date	Score		33	35	45
				SAN MIGUEL	NICHOLS,EM	ONWUCHEKWA
West Ga.	11/06/2024	85-62	W	DNP	DNP	4-7-0
North Florida	11/10/2024	93-105	L	DNP	DNP	4-1-0
Texas Southern	11/12/2024	81-62	W	DNP	DNP	0-9-1
Georgia	11/15/2024	69-77	L	DNP	DNP	7-11-2
Cincinnati	11/23/2024	58-81	L	DNP	0-0-0	6-4-1
Charleston So.	11/27/2024	91-67	W	DNP	DNP	6-2-2
Central Ark.	11/30/2024	87-68	W	DNP	DNP	4-6-1
at Oklahoma	12/03/2024	61-76	L	DNP	DNP	1-5-0
at North Carolina	12/07/2024	65-68	L	DNP	DNP	3-4-1
vs Northwestern	12/15/2024	60-71	L	DNP	DNP	0-0-0
UMBC	12/18/2024	91-82	W	DNP	DNP	DNP
Duke	12/21/2024	56-82	L	DNP	DNP	DNP
Alabama A&M	12/28/2024	92-49	W	4-0-0	2-2-0	DNP
Notre Dame	12/31/2024	86-75	W	DNP	DNP	DNP
Boston College	01/04/2025	85-64	W	DNP	DNP	DNP
at Syracuse	01/07/2025	55-62	L	DNP	DNP	DNP
at SMU	01/11/2025	71-93	L	DNP	DNP	DNP
Clemson	01/14/2025	59-70	L	DNP	DNP	DNP
at Florida St.	01/18/2025	78-91	L	DNP	DNP	DNP
Virginia Tech	01/22/2025	71-64	W	DNP	DNP	DNP
at Notre Dame	01/28/2025	68-71	L	DNP	DNP	DNP
Louisville	02/01/2025	77-70	W	DNP	DNP	DNP
at Clemson	02/04/2025	89-86	Wot3	DNP	DNP	DNP
at Virginia	02/08/2025	61-75	L	0-0-0	0-0-0	DNP
Stanford	02/12/2025	60-52	W	DNP	DNP	DNP
California	02/15/2025	90-88	Wot	DNP	DNP	DNP
at Boston College	02/22/2025	54-69	L	DNP	DNP	DNP
at Pittsburgh	02/25/2025	73-67	W	DNP	DNP	DNP
NC State	03/01/2025	87-62	W	0-0-0	3-0-0	DNP



2024-25 SEASON STATISTICS - GEORGIA TECH GAME-BY-GAME

				Total		3-Pointers		Free throws		Rebounds											
Opponent	Date	Score		FG-FGA	PCT	3FG-3FGA	PCT	FT-FTA	PCT	OFF	DEF	TOT	AVG	PF	A	TO	BLK	STL	PTS	AVG	
West Ga.	11/06/2024	85-62	W	33-68	.485	7-27	.259	12-17	.706	13	36	49	49.0	16	20	12	6	5	85	85.0	
North Florida	11/10/2024	93-105	L	37-79	.468	13-29	.448	6-12	.500	13	25	38	43.5	20	22	10	2	4	93	89.0	
Texas Southern	11/12/2024	81-62	W	22-58	.379	11-36	.306	26-34	.765	14	35	49	45.3	19	14	14	5	3	81	86.3	
Georgia	11/15/2024	69-77	L	23-63	.365	6-23	.261	17-22	.773	10	24	34	42.5	28	11	13	3	5	69	82.0	
Cincinnati	11/23/2024	58-81	L	21-59	.356	5-20	.250	11-20	.550	12	17	29	39.8	14	8	12	1	5	58	77.2	
Charleston So.	11/27/2024	91-67	W	38-72	.528	3-11	.273	12-20	.600	13	29	42	40.2	26	18	7	1	10	91	79.5	
Central Ark.	11/30/2024	87-68	W	29-61	.475	13-32	.406	16-20	.800	12	29	41	40.3	15	18	5	1	7	87	80.6	
at Oklahoma	12/03/2024	61-76	L	22-53	.415	5-19	.263	12-18	.667	7	26	33	39.4	21	9	11	4	4	61	78.1	
at North Carolina	12/07/2024	65-68	L	20-64	.313	8-27	.296	17-24	.708	11	26	37	39.1	20	9	14	4	5	65	76.7	
vs Northwestern	12/15/2024	60-71	L	22-56	.393	7-24	.292	9-13	.692	8	34	42	39.4	15	14	16	4	1	60	75.0	
UMBC	12/18/2024	91-82	W	32-61	.525	8-16	.500	19-29	.655	14	28	42	39.6	15	24	14	5	7	91	76.5	
Duke	12/21/2024	56-82	L	21-58	.362	6-17	.353	8-10	.800	9	16	25	38.4	15	12	10	5	5	56	74.8	
Alabama A&M	12/28/2024	92-49	W	33-61	.541	10-21	.476	16-21	.762	10	37	47	39.1	17	27	19	8	13	92	76.1	
Notre Dame	12/31/2024	86-75	W	30-53	.566	8-20	.400	18-25	.720	9	21	30	38.4	14	17	8	4	5	86	76.8	
Boston College	01/04/2025	85-64	W	31-53	.585	8-17	.471	15-27	.556	4	28	32	38.0	15	19	9	5	8	85	77.3	
at Syracuse	01/07/2025	55-62	L	24-66	.364	4-21	.190	3-11	.273	12	27	39	38.1	13	8	13	5	12	55	75.9	
at SMU	01/11/2025	71-93	L	27-59	.458	9-23	.391	8-14	.571	11	26	37	38.0	16	22	22	5	2	71	75.6	
Clemson	01/14/2025	59-70	L	19-54	.352	7-20	.350	14-19	.737	12	24	36	37.9	17	10	14	2	6	59	74.7	
at Florida St.	01/18/2025	78-91	L	26-60	.433	9-29	.310	17-24	.708	10	22	32	37.6	17	13	12	1	6	78	74.9	
Virginia Tech	01/22/2025	71-64	W	24-51	.471	6-17	.353	17-26	.654	7	22	29	37.2	6	18	10	3	11	71	74.7	
at Notre Dame	01/28/2025	68-71	L	27-55	.491	5-16	.313	9-11	.818	6	23	29	36.8	18	11	8	6	8	68	74.4	
Louisville	02/01/2025	77-70	W	30-63	.476	8-24	.333	9-17	.529	8	22	30	36.5	18	16	9	1	10	77	74.5	
at Clemson	02/04/2025	89-86	Wot3	35-83	.422	7-28	.250	12-25	.480	24	32	56	37.3	17	9	15	3	7	89	75.1	
at Virginia	02/08/2025	61-75	L	24-53	.453	8-18	.444	5-9	.556	6	18	24	36.8	7	11	8	3	6	61	74.5	
Stanford	02/12/2025	60-52	W	19-49	.388	5-15	.333	17-19	.895	10	32	42	37.0	13	9	15	5	2	60	74.0	
California	02/15/2025	90-88	Wot	35-64	.547	11-20	.550	9-15	.600	11	21	32	36.8	11	17	14	4	7	90	74.6	
at Boston College	02/22/2025	54-69	L	18-56	.321	5-23	.217	13-18	.722	12	29	41	36.9	17	13	13	3	1	54	73.8	
at Pittsburgh	02/25/2025	73-67	W	20-49	.408	8-23	.348	25-28	.893	11	26	37	36.9	17	13	15	4	2	73	73.8	
NC State	03/01/2025	87-62	W	33-70	.471	8-20	.400	13-17	.765	14	26	40	37.0	17	18	6	2	7	87	74.2	
Total		2153		775-1751	.443	218-636	.343	385-565	.681	313	761	1074	37.0	474	430	348	105	174	2153	74.2	
Opponents		2109		741-1766	.420	251-710	.354	376-520	.723	305	733	1038	35.8	493	411	327	100	193	2109	72.7	

Georgia Tech Averages

Games Played	Points/game	FG Pct	3FG Pct	FT Pct	Rebounds/game	Assists/game	Turnovers/game	Assist/Turnover ratio	Steals/game	Blocks/game
29	74.2	44.3	34.3	68.1	37.0	14.8	12.0	1.2	6.0	3.6



2024-25 SEASON STATISTICS - OPPONENTS GAME-BY-GAME

Opponent	Date	Score		FG-FGA	PCT	3FG-3FGA	PCT	FT-FTA	PCT	OFF	DEF	TOT	AVG	PF	A	TO	BLK	STL	PTS	AVG
West Ga.	11/06/2024	85-62	W	23-64	.359	6-15	.400	10-18	.556	6	19	25	25.0	15	10	8	6	6	62	62.0
North Florida	11/10/2024	93-105	L	37-69	.536	9-31	.290	22-29	.759	10	31	41	33.0	14	12	9	4	3	105	83.5
Texas Southern	11/12/2024	81-62	W	22-66	.333	6-14	.429	12-22	.545	14	27	41	35.7	24	12	12	2	8	62	76.3
Georgia	11/15/2024	69-77	L	26-56	.464	3-18	.167	22-31	.710	9	31	40	36.8	24	10	12	4	5	77	76.5
Cincinnati	11/23/2024	58-81	L	32-62	.516	9-22	.409	8-12	.667	9	27	36	36.6	20	16	12	5	4	81	77.4
Charleston So.	11/27/2024	91-67	W	17-56	.304	8-24	.333	25-35	.714	13	24	37	36.7	17	13	14	3	4	67	75.7
Central Ark.	11/30/2024	87-68	W	21-57	.368	14-32	.438	12-14	.857	6	22	28	35.4	13	12	8	3	3	68	74.6
at Oklahoma	12/03/2024	61-76	L	20-52	.385	10-28	.357	26-30	.867	9	28	37	35.6	16	7	7	1	8	76	74.8
at North Carolina	12/07/2024	65-68	L	23-59	.390	5-24	.208	17-21	.810	13	35	48	37.0	18	10	18	2	11	68	74.0
vs Northwestern	12/15/2024	60-71	L	26-65	.400	9-22	.409	10-16	.625	9	27	36	36.9	14	18	6	4	9	71	73.7
UMBC	12/18/2024	91-82	W	30-58	.517	10-25	.400	12-19	.632	5	21	26	35.9	19	18	13	0	9	82	74.5
Duke	12/21/2024	56-82	L	31-55	.564	10-25	.400	10-15	.667	8	28	36	35.9	13	20	10	3	5	82	75.1
Alabama A&M	12/28/2024	92-49	W	15-72	.208	8-33	.242	11-17	.647	20	19	39	36.2	17	11	19	2	11	49	73.1
Notre Dame	12/31/2024	86-75	W	27-62	.435	9-21	.429	12-14	.857	14	15	29	35.6	17	17	10	2	3	75	73.2
Boston College	01/04/2025	85-64	W	25-59	.424	5-15	.333	9-15	.600	8	23	31	35.3	21	14	13	2	3	64	72.6
at Syracuse	01/07/2025	55-62	L	26-63	.413	4-20	.200	6-9	.667	13	35	48	36.1	12	11	18	6	4	62	71.9
at SMU	01/11/2025	71-93	L	35-70	.500	14-28	.500	9-15	.600	13	24	37	36.2	17	25	10	5	15	93	73.2
Clemson	01/14/2025	59-70	L	23-52	.442	8-23	.348	16-20	.800	5	27	32	35.9	18	16	9	4	8	70	73.0
at Florida St.	01/18/2025	78-91	L	35-67	.522	9-27	.333	12-17	.706	12	27	39	36.1	18	19	8	5	8	91	73.9
Virginia Tech	01/22/2025	71-64	W	22-59	.373	11-26	.423	9-10	.900	14	25	39	36.3	17	13	17	0	5	64	73.5
at Notre Dame	01/28/2025	68-71	L	25-53	.472	10-23	.435	11-16	.688	8	24	32	36.0	13	10	10	0	4	71	73.3
Louisville	02/01/2025	77-70	W	25-55	.455	9-25	.360	11-19	.579	7	29	36	36.0	18	12	14	3	5	70	73.2
at Clemson	02/04/2025	89-86	Wot3	28-77	.364	12-37	.324	18-21	.857	16	30	46	36.5	21	12	13	8	9	86	73.7
at Virginia	02/08/2025	61-75	L	30-61	.492	11-27	.407	4-5	.800	13	25	38	36.5	13	21	8	2	5	75	73.8
Stanford	02/12/2025	60-52	W	20-66	.303	5-27	.185	7-7	1.000	13	20	33	36.4	15	13	7	7	8	52	72.9
California	02/15/2025	90-88	Wot	32-64	.500	13-26	.500	11-13	.846	12	22	34	36.3	17	17	15	2	8	88	73.5
at Boston College	02/22/2025	54-69	L	24-57	.421	9-24	.375	12-18	.667	7	28	35	36.3	15	15	6	6	8	69	73.3
at Pittsburgh	02/25/2025	73-67	W	21-57	.368	8-27	.296	17-21	.810	10	17	27	35.9	20	13	7	4	8	67	73.1
NC State	03/01/2025	87-62	W	20-53	.377	7-21	.333	15-21	.714	9	23	32	35.8	17	14	14	5	6	62	72.7
Total		2109		741-1766	.420	251-710	.354	376-520	.723	305	733	1038	35.8	493	411	327	100	193	2109	72.7
Georgia Tech		2153		775-1751	.443	218-636	.343	385-565	.681	313	761	1074	37.0	474	430	348	105	174	2153	74.2

Opponents Averages

Games Played	Points/game	FG Pct	3FG Pct	FT Pct	Rebounds/game	Assists/game	Turnovers/game	Assist/Turnover ratio	Steals/game	Blocks/game
29	72.7	42.0	35.4	72.3	35.8	14.2	11.3	1.3	6.7	3.4

GAME NOTES



2024-25 TEAM HIGHS & LOWS

Georgia Tech - Game Highs

POINTS	93	North Florida (11/10/2024)
	92	Alabama A&M (12/28/2024)
	91	UMBC (12/18/2024)
	91	Charleston So. (11/27/2024)
	90	California (02/15/2025)
FIELD GOALS MADE	38	Charleston So. (11/27/2024)
	37	North Florida (11/10/2024)
FIELD GOAL ATTEMPTS	83	at Clemson (02/04/2025)
	79	North Florida (11/10/2024)
FIELD GOAL PERCENTAGE	.585 (31-53)	Boston College (01/04/2025)
	.566 (30-53)	Notre Dame (12/31/2024)
3 PT FG MADE	13	Central Ark. (11/30/2024)
	13	North Florida (11/10/2024)
3 PT FG ATTEMPTS	36	Texas Southern (11/12/2024)
	32	Central Ark. (11/30/2024)
3 PT FG PERCENTAGE	.550 (11-20)	California (02/15/2025)
	.500 (8-16)	UMBC (12/18/2024)
FREE THROWS MADE	26	Texas Southern (11/12/2024)
	25	at Pittsburgh (02/25/2025)
FREE THROW ATTEMPTS	34	Texas Southern (11/12/2024)
	29	UMBC (12/18/2024)
FREE THROW PERCENTAGE	.895 (17-19)	Stanford (02/12/2025)
	.893 (25-28)	at Pittsburgh (02/25/2025)
REBOUNDS	56	at Clemson (02/04/2025)
	49	Texas Southern (11/12/2024)
	49	West Ga. (11/06/2024)
ASSISTS	27	Alabama A&M (12/28/2024)
	24	UMBC (12/18/2024)
STEALS	13	Alabama A&M (12/28/2024)
	12	at Syracuse (01/07/2025)
BLOCKED SHOTS	8	Alabama A&M (12/28/2024)
	6	at Notre Dame (01/28/2025)
	6	West Ga. (11/06/2024)
TURNOVERS	22	at SMU (01/11/2025)
	19	Alabama A&M (12/28/2024)
FOULS	28	Georgia (11/15/2024)
	26	Charleston So. (11/27/2024)

Opponent - Game Highs

POINTS	105	North Florida (11/10/2024)
	93	at SMU (01/11/2025)
	91	at Florida St. (01/18/2025)
	88	California (02/15/2025)
	86	at Clemson (02/04/2025)
FIELD GOALS MADE	37	North Florida (11/10/2024)
	35	at Florida St. (01/18/2025)
	35	at SMU (01/11/2025)
FIELD GOAL ATTEMPTS	77	at Clemson (02/04/2025)
	72	Alabama A&M (12/28/2024)
FIELD GOAL PERCENTAGE	.564 (31-55)	Duke (12/21/2024)
	.536 (37-69)	North Florida (11/10/2024)
3 PT FG MADE	14	at SMU (01/11/2025)
	14	Central Ark. (11/30/2024)
3 PT FG ATTEMPTS	37	at Clemson (02/04/2025)
	33	Alabama A&M (12/28/2024)
3 PT FG PERCENTAGE	.500 (14-28)	at SMU (01/11/2025)
	.500 (13-26)	California (02/15/2025)
FREE THROWS MADE	26	at Oklahoma (12/03/2024)
	25	Charleston So. (11/27/2024)
FREE THROW ATTEMPTS	35	Charleston So. (11/27/2024)
	31	Georgia (11/15/2024)
FREE THROW PERCENTAGE	1.000 (7-7)	Stanford (02/12/2025)
	.900 (9-10)	Virginia Tech (01/22/2025)
REBOUNDS	48	at Syracuse (01/07/2025)
	48	at North Carolina (12/07/2024)
ASSISTS	25	at SMU (01/11/2025)
	21	at Virginia (02/08/2025)
STEALS	15	at SMU (01/11/2025)
	11	Alabama A&M (12/28/2024)
	11	at North Carolina (12/07/2024)
BLOCKED SHOTS	8	at Clemson (02/04/2025)
	7	Stanford (02/12/2025)
TURNOVERS	19	Alabama A&M (12/28/2024)
	18	at Syracuse (01/07/2025)
	18	at North Carolina (12/07/2024)
FOULS	24	Georgia (11/15/2024)
	24	Texas Southern (11/12/2024)

Georgia Tech - Game Lows

POINTS	54	at Boston College (02/22/2025)
	55	at Syracuse (01/07/2025)
	56	Duke (12/21/2024)
	58	Cincinnati (11/23/2024)
	59	Clemson (01/14/2025)
FIELD GOALS MADE	18	at Boston College (02/22/2025)
	19	Stanford (02/12/2025)
	19	Clemson (01/14/2025)
FIELD GOAL ATTEMPTS	49	at Pittsburgh (02/25/2025)
	49	Stanford (02/12/2025)
FIELD GOAL PERCENTAGE	.313 (20-64)	at North Carolina (12/07/2024)
	.321 (18-56)	at Boston College (02/22/2025)
3 PT FG MADE	3	Charleston So. (11/27/2024)
	4	at Syracuse (01/07/2025)
3 PT FG ATTEMPTS	11	Charleston So. (11/27/2024)
	15	Stanford (02/12/2025)
3 PT FG PERCENTAGE	.190 (4-21)	at Syracuse (01/07/2025)
	.217 (5-23)	at Boston College (02/22/2025)
FREE THROWS MADE	3	at Syracuse (01/07/2025)
	5	at Virginia (02/08/2025)
FREE THROW ATTEMPTS	9	at Virginia (02/08/2025)
	10	Duke (12/21/2024)
FREE THROW PERCENTAGE	.273 (3-11)	at Syracuse (01/07/2025)
	.480 (12-25)	at Clemson (02/04/2025)
REBOUNDS	24	at Virginia (02/08/2025)
	25	Duke (12/21/2024)
ASSISTS	8	at Syracuse (01/07/2025)
	8	Cincinnati (11/23/2024)
STEALS	1	at Boston College (02/22/2025)
	1	vs Northwestern (N) (12/15/2024)
BLOCKED SHOTS	1	Louisville (02/01/2025)
	1	at Florida St. (01/18/2025)
	1	Central Ark. (11/30/2024)
	1	Charleston So. (11/27/2024)
	1	Cincinnati (11/23/2024)
TURNOVERS	5	Central Ark. (11/30/2024)
	6	NC State (03/01/2025)
FOULS	6	Virginia Tech (01/22/2025)
	7	at Virginia (02/08/2025)

Opponent - Game Lows

POINTS	49	Alabama A&M (12/28/2024)
	52	Stanford (02/12/2025)
	62	NC State (03/01/2025)
	62	at Syracuse (01/07/2025)
	62	Texas Southern (11/12/2024)
	62	West Ga. (11/06/2024)
FIELD GOALS MADE	15	Alabama A&M (12/28/2024)
	17	Charleston So. (11/27/2024)
FIELD GOAL ATTEMPTS	52	Clemson (01/14/2025)
	52	at Oklahoma (12/03/2024)
FIELD GOAL PERCENTAGE	.208 (15-72)	Alabama A&M (12/28/2024)
	.303 (20-66)	Stanford (02/12/2025)
3 PT FG MADE	3	Georgia (11/15/2024)
	4	at Syracuse (01/07/2025)
3 PT FG ATTEMPTS	14	Texas Southern (11/12/2024)
	15	Boston College (01/04/2025)
	15	West Ga. (11/06/2024)
3 PT FG PERCENTAGE	.167 (3-18)	Georgia (11/15/2024)
	.185 (5-27)	Stanford (02/12/2025)
FREE THROWS MADE	4	at Virginia (02/08/2025)
	6	at Syracuse (01/07/2025)
FREE THROW ATTEMPTS	5	at Virginia (02/08/2025)
	7	Stanford (02/12/2025)
FREE THROW PERCENTAGE	.545 (12-22)	Texas Southern (11/12/2024)
	.556 (10-18)	West Ga. (11/06/2024)
REBOUNDS	25	West Ga. (11/06/2024)
	26	UMBC (12/18/2024)
ASSISTS	7	at Oklahoma (12/03/2024)
	10	at Notre Dame (01/28/2025)
	10	at North Carolina (12/07/2024)
	10	Georgia (11/15/2024)
	10	West Ga. (11/06/2024)
STEALS	3	Boston College (01/04/2025)
	3	Notre Dame (12/31/2024)
	3	Central Ark. (11/30/2024)
	3	North Florida (11/10/2024)
BLOCKED SHOTS	0	at Notre Dame (01/28/2025)
	0	Virginia Tech (01/22/2025)
	0	UMBC (12/18/2024)
TURNOVERS	6	at Boston College (02/22/2025)
	6	vs Northwestern (N) (12/15/2024)
FOULS	12	at Syracuse (01/07/2025)
	13	at Virginia (02/08/2025)
	13	at Notre Dame (01/28/2025)
	13	Duke (12/21/2024)
	13	Central Ark. (11/30/2024)



2024-25 INDIVIDUAL HIGHS

Georgia Tech - Individual Game Highs		
POINTS	29	Baye Ndongo vs NC State (03/01/2025)
	28	Naithan George at Clemson (02/04/2025)
	26	Duncan Powell at Pittsburgh (02/25/2025)
	26	Baye Ndongo vs California (02/15/2025)
	26	Naithan George vs California (02/15/2025)
FIELD GOALS MADE	12	Naithan George at Clemson (02/04/2025)
	11	Baye Ndongo vs California (02/15/2025)
FIELD GOAL ATTEMPTS	26	Naithan George at Clemson (02/04/2025)
	21	Lance Terry at Clemson (02/04/2025)
FIELD GOAL PERCENTAGE (min 5 made)	.833 (5-6)	Lance Terry vs Notre Dame (12/31/2024)
	.818 (9-11)	Naithan George at Notre Dame (01/28/2025)
3 PT FG MADE	6	Duncan Powell at Pittsburgh (02/25/2025)
	5	Naithan George vs California (02/15/2025)
	5	Naithan George at Virginia (02/08/2025)
	5	Javian McCollum at SMU (01/11/2025)
	5	Lance Terry vs Alabama A&M (12/28/2024)
	5	Lance Terry at North Carolina (12/07/2024)
	5	Lance Terry vs Central Ark. (11/30/2024)
3 PT FG ATTEMPTS	13	Lance Terry at North Carolina (12/07/2024)
	11	Javian McCollum at Florida St. (01/18/2025)
	11	Kowacie Reeves Jr. vs Texas Southern (11/12/2024)
3 PT FG PERCENTAGE (min 2 made)	1.000 (2-2)	Luke O'Brien vs UMBc (12/18/2024)
	1.000 (2-2)	Duncan Powell vs Northwestern (N) (12/15/2024)
FREE THROWS MADE	11	Duncan Powell at Florida St. (01/18/2025)
	8	Baye Ndongo vs NC State (03/01/2025)
	8	Naithan George at Pittsburgh (02/25/2025)
	8	Lance Terry at Boston College (02/22/2025)
	8	Baye Ndongo vs Texas Southern (11/12/2024)
FREE THROW ATTEMPTS	12	Duncan Powell at Florida St. (01/18/2025)
	11	Baye Ndongo vs NC State (03/01/2025)
FREE THROW PERCENTAGE (min 3 made)	1.000 (6-6)	Javian McCollum vs Boston College (01/04/2025)
	1.000 (6-6)	Naithan George vs UMBc (12/18/2024)
	1.000 (6-6)	Baye Ndongo vs Georgia (11/15/2024)
	1.000 (5-5)	Naithan George vs Stanford (02/12/2025)
	1.000 (5-5)	Javian McCollum vs Notre Dame (12/31/2024)
	1.000 (5-5)	Javian McCollum vs Alabama A&M (12/28/2024)
	1.000 (4-4)	Duncan Powell at Pittsburgh (02/25/2025)
	1.000 (4-4)	Duncan Powell vs Stanford (02/12/2025)
	1.000 (4-4)	Naithan George vs Louisville (02/01/2025)
	1.000 (4-4)	Javian McCollum vs Clemson (01/14/2025)
	1.000 (4-4)	Jaeden Mustaf vs Alabama A&M (12/28/2024)
	1.000 (4-4)	Luke O'Brien vs Northwestern (N) (12/15/2024)
	1.000 (4-4)	Jaeden Mustaf vs Northwestern (N) (12/15/2024)
	1.000 (4-4)	Lance Terry vs Central Ark. (11/30/2024)
	1.000 (4-4)	Jaeden Mustaf vs Charleston So. (11/27/2024)
	1.000 (4-4)	Lance Terry vs Georgia (11/15/2024)
	1.000 (3-3)	Duncan Powell vs NC State (03/01/2025)
	1.000 (3-3)	Naithan George vs California (02/15/2025)
	1.000 (3-3)	Baye Ndongo vs Stanford (02/12/2025)
REBOUNDS	17	Baye Ndongo vs NC State (03/01/2025)
	17	Baye Ndongo at Pittsburgh (02/25/2025)
ASSISTS	12	Naithan George vs NC State (03/01/2025)
	11	Naithan George vs Central Ark. (11/30/2024)

Georgia Tech - Individual Game Highs		
STEALS	5	Baye Ndongo vs Virginia Tech (01/22/2025)
	5	Jaeden Mustaf vs Alabama A&M (12/28/2024)
	5	Lance Terry vs Charleston So. (11/27/2024)
BLOCKED SHOTS	4	Ibrahim Souare vs Boston College (01/04/2025)
	3	Baye Ndongo at Pittsburgh (02/25/2025)
	3	Baye Ndongo vs Stanford (02/12/2025)
	3	Ibrahim Souare at Notre Dame (01/28/2025)
	3	Doryan Onwuchekwa at Oklahoma (12/03/2024)
	3	Kowacie Reeves Jr. vs West Ga. (11/06/2024)
	3	Baye Ndongo vs West Ga. (11/06/2024)
TURNOVERS	8	Naithan George at Clemson (02/04/2025)
	7	Naithan George at SMU (01/11/2025)
FOULS	5	Jaeden Mustaf at Pittsburgh (02/25/2025)
	5	Baye Ndongo vs Louisville (02/01/2025)
	5	Baye Ndongo at Notre Dame (01/28/2025)
	5	Baye Ndongo at Florida St. (01/18/2025)
	5	Duncan Powell vs Clemson (01/14/2025)
	5	Jaeden Mustaf at SMU (01/11/2025)
	5	Baye Ndongo vs Notre Dame (12/31/2024)
	5	Baye Ndongo at Oklahoma (12/03/2024)
	5	Doryan Onwuchekwa vs Charleston So. (11/27/2024)
	5	Doryan Onwuchekwa vs Cincinnati (11/23/2024)
	5	Luke O'Brien vs Georgia (11/15/2024)
	5	Javian McCollum vs Georgia (11/15/2024)

Opponent - Individual Game Highs		
POINTS	28	Chase Hunter at Clemson (02/04/2025)
	27	Tae Davis vs Notre Dame (12/31/2024)
	26	Markus Burton at Notre Dame (01/28/2025)
	25	Jaland Lowe at Pittsburgh (02/25/2025)
	25	Jeremiah Wilkinson vs California (02/15/2025)
FIELD GOALS MADE	9	Chase Hunter at Clemson (02/04/2025)
	9	Markus Burton at Notre Dame (01/28/2025)
	9	JJ Starling at Syracuse (01/07/2025)
	9	Tae Davis vs Notre Dame (12/31/2024)
FIELD GOAL ATTEMPTS	24	Chase Hunter at Clemson (02/04/2025)
	21	Jaland Lowe at Pittsburgh (02/25/2025)
FIELD GOAL PERCENTAGE (min 5 made)	1.000 (6-6)	Cameron Corhen at Pittsburgh (02/25/2025)
	1.000 (5-5)	Khaman Maluach vs Duke (12/21/2024)
3 PT FG MADE	5	Louie Jordan vs UMBc (12/18/2024)
	5	Layne Taylor vs Central Ark. (11/30/2024)
3 PT FG ATTEMPTS	13	Layne Taylor vs Central Ark. (11/30/2024)
	12	Chase Hunter at Clemson (02/04/2025)
3 PT FG PERCENTAGE (min 2 made)	1.000 (3-3)	Yohan Traore at SMU (01/11/2025)
	1.000 (2-2)	Elijah Strong at Boston College (02/22/2025)
	1.000 (2-2)	Rodney Brown Jr. vs Virginia Tech (01/22/2025)
	1.000 (2-2)	B.J. Edwards at SMU (01/11/2025)
	1.000 (2-2)	Tyler Betsey vs Cincinnati (11/23/2024)
FREE THROWS MADE	10	Jeremiah Fears at Oklahoma (12/03/2024)
	9	Jaland Lowe at Pittsburgh (02/25/2025)
	9	Ian Schieffelin at Clemson (02/04/2025)
	9	Tae Davis vs Notre Dame (12/31/2024)
	9	Jalon Moore at Oklahoma (12/03/2024)
FREE THROW ATTEMPTS	12	Taje' Kelly vs Charleston So. (11/27/2024)
	11	Jeremiah Fears at Oklahoma (12/03/2024)
FREE THROW PERCENTAGE (min 3 made)	1.000 (6-6)	Chase Hunter at Clemson (02/04/2025)
	1.000 (6-6)	Chase Hunter vs Clemson (01/14/2025)
	1.000 (5-5)	Jeremiah Wilkinson vs California (02/15/2025)
	1.000 (5-5)	Layne Taylor vs Central Ark. (11/30/2024)
	1.000 (5-5)	Silas Demary Jr. vs Georgia (11/15/2024)
	1.000 (4-4)	Jaylen Blakes vs Stanford (02/12/2025)
	1.000 (4-4)	Markus Burton at Notre Dame (01/28/2025)
	1.000 (4-4)	Myllyjael Pokatz vs Virginia Tech (01/22/2025)
	1.000 (4-4)	Jaeden Zackery vs Clemson (01/14/2025)
	1.000 (4-4)	Jalen Leach vs Northwestern (N) (12/15/2024)
	1.000 (4-4)	Ian Jackson at North Carolina (12/07/2024)
	1.000 (4-4)	Aziz Bandaogo vs Cincinnati (11/23/2024)
	1.000 (3-3)	Marcus Hill vs NC State (03/01/2025)
	1.000 (3-3)	Donavin Young vs Stanford (02/12/2025)
REBOUNDS	12	Eddie Lampkin at Syracuse (01/07/2025)
	11	Mady Sissoko vs California (02/15/2025)
	11	Blake Buchanan at Virginia (02/08/2025)
	11	James Scott vs Louisville (02/01/2025)
	11	Malique Ewin at Florida St. (01/18/2025)
	11	Jalon Moore at Oklahoma (12/03/2024)
	11	Dillon Mitchell vs Cincinnati (11/23/2024)
	11	Jasai Miles vs North Florida (11/10/2024)
ASSISTS	9	Andrew Rohde at Virginia (02/08/2025)
	9	Boopie Miller at SMU (01/11/2025)
STEALS	6	B.J. Edwards at SMU (01/11/2025)
	6	Chase Hunter at Clemson (02/04/2025)

Opponent - Individual Game Highs		
BLOCKED SHOTS	4	Chad Venning at Boston College (02/22/2025)
	3	Ian Schieffelin at Clemson (02/04/2025)
	3	Brooks Barnhizer vs Northwestern (N) (12/15/2024)
	3	RJ Godfrey vs Georgia (11/15/2024)
	3	Michael Griffin vs West Ga. (11/06/2024)
TURNOVERS	7	Elliott Cadeau at North Carolina (12/07/2024)
	6	Andrej Stojakovic vs California (02/15/2025)
	6	Chase Hunter at Clemson (02/04/2025)
FOULS	5	Ben Middlebrooks vs NC State (03/01/2025)
	5	Ishmael Leggett at Pittsburgh (02/25/2025)
	5	Cameron Corhen at Pittsburgh (02/25/2025)
	5	Viktor Lakhin at Clemson (02/04/2025)
	5	Dillon Hunter at Clemson (02/04/2025)
	5	J'Vonne Hadley vs Louisville (02/01/2025)
	5	Ven-Allen Lubin at North Carolina (12/07/2024)
	5	Taje' Kelly vs Charleston So. (11/27/2024)
	5	Arrinten Page vs Cincinnati (11/23/2024)
	5	Duane Posey vs Texas Southern (11/12/2024)
	5	Jasai Miles vs North Florida (11/10/2024)



2024-25 BOX SCORES



Official Basketball Box Score - Final West Ga. at Georgia Tech

11/09/24 McCarroll Pavilion, Atlanta
2024-25 Men's Basketball

Game Time: 7:30 PM
Game Duration: 2:02
Attendance: 3,530

Officials: Eric Lewis, Jeff Fox, Kellen Milner

West Ga. - 62

Record: 0-2

NO. Name	Min	FG M-A	3P M-A	FT M-A	Rebounds OR DR TOT	Fouls PF FD	TP	AS	TO	ST	Blocks BS BA	+/-
5 Shelton Williams-Dryden	28:05	5-11	0-0	3-4	2 3 5	1 2	13	1	1	1	0 0	-21
11 Kolten Griffin	F 34:28	4-11	1-3	2-2	0 3 3	2 1	11	2	2	0	2 0	-25
0 Kyrin Davis	G 20:35	3-10	0-0	0-0	1 1 2	1 0	6	1	1	1	0 4	-21
2 Demetrius Johnson II	G 29:15	1-11	0-4	4-6	1 3 4	0 3	6	2	1	1	0 1	-21
10 Michael Griffin	G 23:36	2-3	1-1	1-4	0 1 1	1 3	6	0	1	1	3 0	-24
1 Brady Hardewig	24:38	2-4	1-3	0-0	0 3 3	2 0	5	2	1	2	0 0	-6
24 Tamaury Releford	11:55	2-6	0-0	0-0	2 2 4	3 4	4	0	0	0	0 0	-2
4 Rickey Ballard	17:13	3-7	2-3	0-0	0 1 1	4 1	8	1	0	0	1 1	-1
21 Tauris Watson	10:15	1-1	1-1	0-2	0 0 0	1 2	3	1	0	0	0 0	4
Team					0 2 2	0			0	1		
Totals	23:64	6-15	10-18	6 19	25	15	16	62	10	8	6 6	-23

Technical Fouls: NONE

Georgia Tech - 85

Record: 1-0

NO. Name	Min	FG M-A	3P M-A	FT M-A	Rebounds OR DR TOT	Fouls PF FD	TP	AS	TO	ST	Blocks BS BA	+/-
11 Baye Ndongo	F 23:32	3-5	0-0	4-6	1 6 7	2 6	10	4	2	0	3 1	16
1 Nathaniel George	G 23:04	2-6	1-3	2-3	0 1 1	1 2	7	7	1	0	0 0	23
2 Javian McCollum	G 30:05	7-12	3-6	1-1	1 3 4	0 1	18	5	3	4	0 1	32
9 Luke O'Brien	G 21:46	4-9	0-4	0-1	1 9 10	1 1	8	1	2	0	0 1	21
14 Kowacic Reeves Jr.	G 25:28	6-13	1-5	2-2	1 3 4	1 1	15	0	0	1	3 0	17
0 Lance Terry	23:32	4-7	1-3	0-0	1 2 3	3 2	9	1	1	0	0 0	-1
3 Jaeden Mustaf	14:50	2-5	0-0	0-0	1 1 2	0 0	4	2	0	0	0 2	-2
31 Duncan Powell	16:07	3-5	1-3	2-2	1 0 1	3 1	9	0	0	0	0 0	6
45 Doryan Onwuchekwa	11:01	2-5	0-0	0-0	3 4 7	3 0	4	0	0	0	0 0	6
10 Darrion Sutton	06:33	0-1	0-1	0-0	0 0 0	2 0	0	0	0	1	0 0	-2
30 Ibrahim Souare	04:02	0-0	0-0	1-2	0 3 3	0 1	1	0	0	0	0 0	-1
Team					3 4 7	0		2				
Totals	33:68	7-27	12-17	13 36	49	16	15	85	20	12	5 6	23

Technical Fouls: NONE

	WestGa	GaTech
Biggest lead	0 (1 st 20:00)	30 (2 nd 12:23)
Best Scoring Run	5 (1 st 14:49)	7 (1 st 12:29)
Lead Changes	0	
Times Tied	0	
Time with Lead	00:00	39:35

Points from	WestGa	GaTech
Turnovers	5	9
Paint	24	48
Second Chance	10	22
Fast Breaks	7	17
Bench	20	27

Period by Period Scoring	1st	2nd	TOT
WestGa	29	33	62
GaTech	50	35	85



Official Basketball Box Score - Final North Florida at Georgia Tech

11/10/24 McCarroll Pavilion, Atlanta
2024-25 Men's Basketball

Game Time: 1:00 PM
Game Duration: 2:12
Attendance: 3,553

Officials: Ted Valentine, Bill Covington Jr., Mark Schur

North Florida - 105

Record: 3-0

NO. Name	Min	FG M-A	3P M-A	FT M-A	Rebounds OR DR TOT	Fouls PF FD	TP	AS	TO	ST	Blocks BS BA	+/-
10 Josh Harris	F 28:15	8-10	0-0	6-8	4 3 7	3 5	22	1	0	1	0 0	8
0 Jasai Miles	G 32:45	5-12	2-8	6-7	1 10 11	5 4	18	4	2	0	1 1	9
2 Nate Litteras	G 31:21	7-11	2-4	2-3	1 4 5	1 2	18	1	1	0	2 0	5
4 Jaylen Smith	G 28:48	6-14	3-8	0-0	0 6 6	2 1	15	5	2	0	1 0	8
33 Oscar Berry	G 18:41	0-2	0-2	0-0	0 3 3	0 1	0	0	0	0	0 0	0
7 Liam Murphy	21:14	3-6	2-4	2-2	2 0 2	1 1	10	0	2	0	1 1	13
11 Kamrin Oriol	21:42	4-8	0-4	4-6	0 2 2	2 3	12	0	0	1	0 0	10
5 Dante Oliver	04:06	1-1	0-0	1-1	0 1 1	0 1	3	0	1	0	0 0	2
55 Ametri Moss	13:08	3-5	0-1	1-2	1 0 1	0 2	7	1	0	1	0 0	5
Team					1 2 3	0		0	1			
Totals	37:69	9-31	22-29	10 31	41	14	20	105	12	9	3 4	2

Technical Fouls: Miles 2nd 1:30

Georgia Tech - 93

Record: 1-1

NO. Name	Min	FG M-A	3P M-A	FT M-A	Rebounds OR DR TOT	Fouls PF FD	TP	AS	TO	ST	Blocks BS BA	+/-
11 Baye Ndongo	F 28:50	9-18	1-1	1-3	7 10 4	4 4	20	3	1	1	0 0	-1
1 Nathaniel George	G 35:27	2-5	1-3	0-0	0 6 6	3 1	5	7	1	1	0 0	-8
2 Javian McCollum	G 33:22	5-9	2-4	2-2	0 3 3	3 3	14	6	3	0	0 1	-4
9 Luke O'Brien	G 27:35	6-10	1-3	2-2	3 5 8	3 1	15	1	1	0	0 0	-7
14 Kowacic Reeves Jr.	G 30:49	6-12	4-9	1-2	1 0 1	4 1	17	3	0	1	2 0	-13
0 Lance Terry	25:01	5-10	4-7	0-0	0 3 3	2 0	14	1	3	1	0 0	-11
31 Duncan Powell	12:26	2-10	0-2	0-3	5 1 6	1 2	4	1	1	0	0 3	-10
45 Doryan Onwuchekwa	06:30	2-5	0-0	0-0	1 0 1	0 1	4	0	0	0	0 0	-6
Team					0 0 0	0		0	0			
Totals	37:79	13-29	6-12	13 25	38	20	13	93	22	10	4 2	-12

Technical Fouls: NONE

	UNF	GaTech
Biggest lead	21 (2 nd 6:14)	9 (1 st 14:42)
Best Scoring Run	14 (2 nd 11:08)	10 (2 nd 2:50)
Lead Changes	7	
Times Tied	7	
Time with Lead	23:28	13:25

Points from	UNF	GaTech
Turnovers	13	17
Paint	52	46
Second Chance	16	10
Fast Breaks	14	15
Bench	32	22

Period by Period Scoring	1st	2nd	TOT
UNF	53	52	105
GaTech	49	44	93



Official Basketball Box Score - Final Texas Southern at Georgia Tech

11/12/24 McCarroll Pavilion, Atlanta
2024-25 Men's Basketball

Game Time: 7:30 PM
Game Duration: 2:23
Attendance: 3,384

Officials: Roger Ayers, Bart Linn, Claire Aubry

Texas Southern - 62

Record: 1-3

NO. Name	Min	FG M-A	3P M-A	FT M-A	Rebounds OR DR TOT	Fouls PF FD	TP	AS	TO	ST	Blocks BS BA	+/-
1 Kenny Hunter	F 29:20	3-10	0-0	0-0	2 7 9	1 1	6	1	2	0	0 1	-16
25 Grayson Carter	F 16:49	3-6	2-4	0-0	1 0 1	4 2	8	1	1	0	1 0	0
0 Jaylin Jackson-Posey	G 10:47	0-2	0-0	0-0	0 1 1	1 0	0	0	0	2	0 0	-8
2 Kavion McClain	G 32:32	2-9	1-1	0-1	1 3 4	1 3	5	3	1	0	1 0	-20
8 Alex Anderson	G 21:02	0-3	0-0	0-4	3 2 5	3 2	0	2	3	0	0 0	-9
14 Kolby Granger	19:27	0-2	0-1	5-6	0 0 2	0 2	5	1	0	2	0 0	-2
4 Josh Farmer	11:10	2-8	0-0	2-5	0 3 3	1 4	6	0	0	1	1 1	-11
5 Jaylen Wysinger	18:47	2-8	0-4	2-2	1 2 3	3 1	6	0	1	0	0 0	-16
7 Zaire Hayes	11:47	3-7	2-3	0-0	0 0 0	4 0	8	2	1	0	0 1	7
23 Dunay Posey	18:13	6-9	0-0	3-4	4 2 6	3 5	15	0	1	2	0 0	-6
3 Oumar Koureissi	01:55	0-0	0-0	0-0	0 0 0	0 0	0	0	0	0	0 0	-5
32 Kahlin Farooq	08:11	1-2	1-1	0-0	1 1 2	1 0	3	0	0	0	0 1	-13
Team					1 4 5	0		0				
Totals	22:66	6-14	12-22	14 27	41	24	18	62	12	12	8 2	5

Technical Fouls: Anderson 1st 10:28

Georgia Tech - 81

Record: 2-4

NO. Name	Min	FG M-A	3P M-A	FT M-A	Rebounds OR DR TOT	Fouls PF FD	TP	AS	TO	ST	Blocks BS BA	+/-
11 Baye Ndongo	F 32:51	5-10	1-1	8-10	4 7 11	4 6	19	1	2	1	0 1	30
45 Doryan Onwuchekwa	C 27:03	0-2	0-2	0-3	2 7 9	4 3	0	1	0	0	2 0	-17
1 Nathaniel George	G 36:34	3-9	3-8	7-8	1 2 3	0 4	16	6	3	1	0 0	11
2 Javian McCollum	G 30:23	4-9	2-5	4-5	0 5 5	2 6	14	1	4	0	1 0	7
14 Kowacic Reeves Jr.	G 32:30	6-17	3-11	0-0	2 5 7	2 0	15	3	2	1	2 1	20
0 Lance Terry	24:38	3-8	2-7	5-6	1 0 1	2 3	13	2	1	0	0 0	21
30 Ibrahim Souare	06:48	0-0	0-0	0-0	3 2 5	4 0	0	0	2	0	0 0	0
31 Duncan Powell	09:13	1-3	0-2	2-2	0 2 2	1 1	4	0	0	0	0 0	-11
Team					1 5 6	0		0				
Totals	22:58	11-36	26-34	14 35	49	19	23	81	14	14	3 5	19

Technical Fouls: Souare 1st 10:28

	TSU	GaTech
Biggest lead	2 (1 st 15:25)	30 (2 nd 12:20)
Best Scoring Run	6 (2 nd 4:55)	12 (1 st 3:41)
Lead Changes	6	
Times Tied	1	
Time with Lead	02:35	36:02

Points from	TSU	GaTech
Turnovers	10	17
Paint	20	12
Second Chance	10	18
Fast Breaks	12	6
Bench	43	17

Period by Period Scoring	1st	2nd	TOT
TSU	25	37	62
GaTech	49	32	81



Official Basketball Box Score - Final Georgia at Georgia Tech

11/15/24 McCarroll Pavilion, Atlanta
2024-25 Men's Basketball

Game Time: 8:00 PM
Game Duration: 2:38
Attendance: 6,622


Officials: Lee Cassel, Pat Adams, Jeb Harbison

Georgia - 77

Record: 4-0

NO.	Name	Min	FG M/A	3P M/A	FT M/A	Rebounds OR DR TOT	Fouls PF FO	TP	AS	TO	ST	Blocks BS BA	+/-
10	RJ Godfrey	F 28:05	2-5	0-0	0-1	1 4 5	4 2	4	0	0	1	3 0	8
14	Asa Newell	F 32:06	6-12	1-3	1-3	3 4 7	2 3	14	1	3	2	0 2	1
0	Blue Cain	G 30:38	3-9	1-4	3-4	0 6 6	3 3	10	1	1	0	0 0	10
5	Silas Demary Jr.	G 34:01	6-10	1-4	5-5	0 7 7	4 8	18	3	2	1	0 0	-11
7	Tyrin Lawrence	G 24:01	1-3	0-1	7-9	0 3 3	4 7	9	4	1	0	0 0	13
1	Dakota Laffey	27:21	3-10	0-6	5-7	1 4 5	4 3	11	0	1	0	0 1	5
6	Somto Cyril	13:38	4-6	0-0	1-2	3 1 4	2 1	9	0	2	0	0 0	0
25	Justin Abson	06:03	1-2	0-0	0-0	1 0 1	0 0	2	1	1	0	1 0	3
3	Savo Drazgic	03:00	0-0	0-0	0-0	1 1 0	0 0	0	0	1	0	0 0	0
13	Dylan James	01:07	0-0	0-0	0-0	0 0 0	1 0	0	0	0	0	0 0	-2
Team						0 1 1			0				
Totals			26:56	3-18	22-31	9 31 40	24 27	77	10	12	5	4 3 8	

2024-25 BOX SCORES



Official Basketball Box Score - Final

Cincinnati at Georgia Tech

11/23/24 McComish Pavilion, Atlanta

2024-25 Men's Basketball

Game Time: 2:00 PM

Game Duration: 2:07 PM

Attendance: 4,970

Cincinnati - 81

Record: 5-0

NO. Name	Min	FG M-A	3P M-A	FT M-A	Rebounds OR DR TOT	Fouls PF FD	TP	AS	TO	ST	Blocks BS BA	+/-	Shooting By Period			
23 Dillon Mitchell	F 30:22	6-10	1-2	1-4	2 9 11	1 3 14	1	0	1	1	0	23	1st FG% 18.30 60.0%	3PT% 4-8 50.0%	FT% 5-6 83.3%	
41 Simas Lukausius	F 30:12	4-11	2-5	2-2	1 1 2	0 2 12	1	2	0	0	1	14	2nd FG% 14.32 43.8%	3PT% 5-14 35.7%	FT% 3-6 50%	
55 Aziz Bandoago	C 28:40	2-4	0-0	4-4	2 4 6	2 6 8	1	2	1	2	0	17	GMFG% 32.62 51.6%	3PT% 9-22 40.9%	FT% 8-12 66.7%	
2 Jizzle James	G 28:51	7-13	0-5	0-0	1 1 2	3 1 14	7	1	2	1	0	23				
8 Connor Hickman	G 25:26	6-8	2-3	0-0	0 5 5	1 0 14	3	1	0	0	0	8				
14 Tyler Betsey	17:18	2-5	2-2	0-0	2 3 5	3 0 6	1	1	0	1	0	11				
22 Arrinton Page	07:03	2-3	0-0	0-0	0 0 0	5 0 4	0	1	0	0	0	2				
1 Day Day Thomas	15:36	2-3	2-3	0-0	0 1 1	3 1 6	2	2	0	0	0	11				
10 Josh Reed	13:45	0-3	0-2	1-2	1 0 1	1 1 1	0	0	0	0	0	8				
3 Rayvon Griffith	01:54	1-2	0-0	0-0	0 1 1	0 0 2	0	0	0	0	0	1				
65 Halvine Zellat	00:53	0-0	0-0	0-0	0 0 0	1 0 1	0	0	0	0	0	-3				
Team					0 2 2	0	2									
Totals		32-62	9-22	8-12	9 27 36	20 14	81	16	12	4	5	1	23			

Technical Fouls: NONE

Georgia Tech - 58

Record: 2-3

NO. Name	Min	FG M-A	3P M-A	FT M-A	Rebounds OR DR TOT	Fouls PF FD	TP	AS	TO	ST	Blocks BS BA	+/-	Shooting By Period			
11 Baye Ndongo	F 24:03	2-4	0-0	1-4	1 5 6	3 4 5	1	3	0	0	1	-18	1st FG% 11-33 33.3%	3PT% 2-11 18.2%	FT% 5-7 71.4%	
45 Doryan Onwuchekwa	C 20:34	3-7	0-2	0-0	2 2 4	5 0 6	1	0	1	0	0	-6	2nd FG% 10-28 35.9%	3PT% 3-9 33.3%	FT% 6-13 46.2%	
1 Nathian George	G 27:14	5-9	3-6	0-0	0 0 0	1 1 13	1	2	0	0	0	-27	GMFG% 21-59 35.6%	3PT% 5-20 25.0%	FT% 11-20 55.0%	
2 Javian McCollum	G 14:03	2-5	1-2	0-0	0 2 2	0 1 4	0	0	0	0	0	-8				
14 Kowacie Reeves Jr.	G 21:08	1-6	1-4	0-1	0 1 1	1 2 3	1	0	1	1	0	-11				
0 Lance Terry	29:06	2-11	0-4	3-4	1 0 1	0 3 7	0	2	2	0	0	-14				
3 Jaeden Mustaf	14:13	0-5	0-0	2-2	1 0 1	0 3 2	3	1	0	0	3	-9				
9 Luke O'Brien	22:43	2-5	0-1	0-0	2 3 5	2 1 4	0	0	0	0	1	-16				
31 Duncan Powell	22:39	3-6	0-1	4-5	1 2 3	1 4 10	0	0	1	0	0	-6				
30 Ibrahim Souare	03:24	1-1	0-0	1-4	1 0 1	0 2 3	0	0	0	0	0	-3				
35 Emmer Nichols	00:53	0-0	0-0	0-0	0 0 0	0 0 0	0	0	0	0	0	3				
Team					3 2 5	0	1									
Totals		21-59	5-20	11-20	12 17 29	14 20	58	8	12	5	1	5	23			

Technical Fouls: NONE

Cincinnati at Georgia Tech

Record: 2-5

NO. Name	Min	FG M-A	3P M-A	FT M-A	Rebounds OR DR TOT	Fouls PF FD	TP	AS	TO	ST	Blocks BS BA	+/-	Shooting By Period		
23 Diogo Seixas	F 22:32	0-3	0-3	0-0	0 3 3	0 0 3	1	2	0	0	0	-18	1st FG% 13-28 46.4%	3PT% 8-16 50.0%	FT% 4-5 80%
3 Brayden Fagbemi	G 37:43	5-11	3-7	2-2	0 6 6	1 2 15	3	2	1	0	1	-20	2nd FG% 8-29 27.6%	3PT% 6-16 37.5%	FT% 8-9 88.9%
15 Michael Evagharu	G 32:47	3-5	1-1	1-2	1 4 5	2 1 8	1	2	0	0	0	-9	GMFG% 21-57 38.6%	3PT% 14-32 43.8%	FT% 12-14 85.7%
25 Elias Cato	G 34:00	5-13	3-5	4-5	1 3 4	2 7 17	1	1	0	2	0	-18			
32 Layne Taylor	G 35:41	5-15	5-13	5-5	1 2 3	2 3 20	5	1	0	0	0	-18			
0 Ubong Abasi Etim	11:36	0-0	0-0	0-0	0 0 1	1 0 0	0	0	1	0	0	2			
4 Nehemiah Turner	11:52	0-4	0-0	0-0	1 1 2	4 0 0	1	0	0	0	0	-4			
13 Ben Fox	12:55	3-6	2-3	0-0	2 0 2	0 2 8	0	0	1	1	0	-7			
10 Owen Derhmann	00:54	0-0	0-0	0-0	0 0 0	0 0 0	0	0	0	0	0	-3			
Team					0 2 2	0	0								
Totals		21-57	14-32	12-14	6 22 28	13 15	68	12	8	3	1	19			


Technical Fouls: NONE

Georgia Tech - 87

Record: 4-3

NO. Name	Min	FG M-A	3P M-A	FT M-A	Rebounds OR DR TOT	Fouls PF FD	TP	AS	TO	ST	Blocks BS BA	+/-	Shooting By Period		
11 Baye Ndongo	F 28:08	5-9	0-0	3-4	2 7 9	3 4 13	0	0	0	0	0	20	1st FG% 18-34 52.9%	3PT% 9-18 50.0%	FT% 4-10 40.0%
45 Doryan Onwuchekwa	C 19:20	2-4	0-1	0-0	2 4 6	1 0 4	1	1	0	0	0	4	2nd FG% 11-27 40.7%	3PT% 4-14 28.6%	FT% 12-16 75%
0 Lance Terry	G 35:51	8-14	5-10	4-4	1 1 2	3 2 25	1	0	3	1	0	21	GMFG% 29-61 47.5%	3PT% 13-32 40.6%	FT% 16-20 80.0%
1 Nathian George	G 34:07	5-1	0-0	0-0	0 0 0	0 0 0	0	0	0	0	0	0			

2024-25 BOX SCORES



Official Basketball Box Score - Final

Georgia Tech at North Carolina

12/07/24 Dean Smith Center, Chapel Hill

2024-25 Men's Basketball

Game Time: 2:00 PM

Game Duration: 2:11

Attendance: 19,026

Officials: Ron Groover, Jeffery Clark, Jemel Spearma

Georgia Tech - 65

Record: 4-5 (3-1)

NO. Name	Min	FG	3P	FT	Rebounds	Fouls	TP	AS	TO	ST	Blocks	BS	BA	+/-			
11 Baye Ndongo	F 34:36	7-13	0-1	5-10	3 9 12	2 6 19	1	1	0	1	0	1	0	1	1 st FG%	12-35	34.3%
45 Doryan Onwuchekwa	C 18:43	1-5	1-2	0-0	1 3 4	4 1 3	1	0	0	1	0	1	0	5	3PT%	4-11	36.4%
0 Lance Terry	G 38:11	5-19	5-13	7-8	1 3 4	4 6 22	2	2	2	1	0	0	0	-2	FT%	2-4	50%
1 Naithan George	G 39:02	4-14	2-6	2-2	1 7 8	1 1 12	4	5	2	1	1	4	-4	2 nd FG%	8-29	27.0%	
9 Luke O'Brien	G 13:28	0-2	0-2	0-0	0 0 0	0 0 3	0	0	1	0	0	0	-7	3PT%	4-16	25.0%	
3 Jaeden Mustaf	31:32	2-7	0-1	2-2	2 2 4	4 3 3	6	1	4	0	0	1	5	FT%	15-20	75%	
31 Duncan Powell	21:03	1-4	0-2	1-2	1 1 2	2 1 3	0	1	2	1	0	0	-8	GM FG%	20-64	31.3%	
30 Ibrahim Souare	03:25	0-0	0-0	0-0	0 0 0	0 0 0	0	0	0	0	0	0	-5	3PT%	9-27	29.6%	
														FT%	17-24	70.8%	
Team					2 1 3	0	0	0	0	0	0	0			Dead Ball Rebounds: 4.0		
Totals		20-64	8-27	17-24	11 26 37	20 18 65	9	14	5	4	2	3					

Technical Fouls: NONE

North Carolina - 68

Record: 5-4 (1-0)

NO. Name	Min	FG	3P	FT	Rebounds	Fouls	TP	AS	TO	ST	Blocks	BS	BA	+/-			
22 Ven-Allen Lubin	F 16:06	2-2	0-0	1-3	2 6 8	5 2 5	0	0	1	1	1	0	3	1 st FG%	12-27	44.4%	
3 Elliot Cadeau	G 28:28	4-13	1-6	0-0	1 5 6	2 3 9	4	7	3	1	0	0	8	3PT%	3-13	23.1%	
4 RJ Davis	G 37:59	5-15	2-8	4-5	1 6 7	3 16 3	2	2	0	2	0	2	2	FT%	4-6	66.7%	
7 Seth Trimble	G 33:37	5-8	1-1	8-9	3 4 7	2 6 19	0	0	4	0	0	0	9	2 nd FG%	11-32	34.4%	
9 Drake Powell	G 14:37	0-2	0-2	0-0	0 1 1	2 1 0	0	1	2	0	0	0	-7	3PT%	13-15	86.7%	
13 Jalen Washington	19:50	1-2	0-0	0-0	1 5 6	1 1 2	0	2	1	0	0	0	6	FT%	23-29	39.0%	
11 Ian Jackson	26:42	5-14	1-4	4-4	1 1 2	2 15	1	1	0	0	2	2	-2	GM FG%	5-24	20.8%	
24 Jae'Lyn Withers	16:29	1-4	0-2	0-0	0 6 6	2 2 2	1	3	0	0	0	0	-9	3PT%	17-21	81.0%	
5 Cade Tyson	04:55	0-1	0-1	0-0	0 0 0	0 0 0	0	0	0	0	0	0	0	FT%	17-21	81.0%	
2 James Brown	01:16	0-0	0-0	0-0	0 0 0	0 0 0	0	0	0	0	0	0	-4		Dead Ball Rebounds: 1.1		
Team					4 1 5	0	0	0	0	0	0	0					
Totals		23-59	5-24	17-21	13 35 48	18 20 58	10	18	11	2	4	3					

Technical Fouls: NONE

Biggest lead

GT

UNC

8 (1st 12:09)

7 (2nd 1:11)

Points from

Turnovers

15 17

Best Scoring Run

6 (2nd 12:09)

7 (2nd 1:39)

Paint

22 34

Lead Changes

9

Times Tied

12

Time with Lead

13:57 22:17

Fast Second Chance

15 11

First Breaks

5 16

Bench

9 19

Period by Period Scoring

1st

2nd

TOT

GT

30

35

65


UNC

31

37

68

2024-25 BOX SCORES



Official Basketball Box Score - Final

Alabama A&M at Georgia Tech

12/28/24 McCamish Pavilion, Atlanta

2024-25 Men's Basketball

Game Time: 2:00 PM

Game Duration: 2:40

Attendance: 4,430

Alabama A&M - 49

Record: 4-9

NO. Name	Min	FG M-A	3P M-A	FT M-A	Rebounds OR DR TOT	Fouls PF FD	TP	AS	TO	ST	Blocks BS BA	+/-	Shooting By Period			
7 Saliou Seye	F 10:25	1-3	0-1	0-0	1 0 1	2 3 2	0	2	0	0	0	-13	1 st FG% 9-35 25.7%	3PT% 4-14 28.6%	FT% 3-5 60%	2 nd FG% 6-37 16.2%
23 Chad Moudie	F 23:05	0-8	0-0	1-4	3 1 4	2 3 1	0	2	0	1	3	-18	3PT% 4-19 21.1%	FT% 11-17 64.7%		
0 AC Bryant	G 19:15	4-10	2-6	1-2	1 4 5	1 2 11	0	2	1	0	1	-20	GMFG% 15-72 20.8%	3PT% 8-33 24.2%	FT% 11-17 64.7%	Dead Ball Rebounds: 6, 1
4 Quincy McGriff	G 21:28	3-10	1-5	0-0	0 2 2	0 0 0	7	2	3	0	0	-34				
22 Lorenzo Downey	G 18:04	0-5	0-3	0-0	1 0 1	0 0 0	0	1	1	2	1	-21				
5 London Riley	21:08	3-7	3-6	0-0	0 1 1	1 0 0	9	1	0	2	0	-9				
55 Aaron Smith	16:02	0-5	0-1	0-0	2 4 6	3 1 0	0	0	1	1	0	-2				
2 Bilal Abdur-Rahman	15:54	2-8	1-4	6-7	0 2 2	1 3 11	4	1	1	1	0	-16				
30 Darius Ford	13:17	1-3	0-2	0-0	0 1 1	0 1 2	1	2	1	0	0	-14				
13 Angok Anyang	11:35	0-3	0-0	2-2	3 1 4	3 2 2	1	0	1	0	0	-4				
34 Bol Kuir	05:54	0-2	0-0	0-0	2 0 2	1 0 0	0	0	0	1	0	-8				
10 Clance Crosby	09:20	0-3	0-0	1-2	4 0 4	2 1 1	1	1	2	1	0	-20				
12 Warren Yeh	07:42	0-2	0-2	0-0	0 0 0	0 0 0	1	0	0	1	0	-10				
6 Jaylen Colon	06:02	1-3	1-3	0-0	0 0 0	0 0 0	1	3	0	0	1	-7				
14 Ademola Olatipo	00:49	0-0	0-0	0-0	0 1 1	0 0 0	0	0	0	0	0	-2				
Team					3 2 5	0	0	1								
Totals		15-72	8-33	11-17	20 19 39	17 17 49	11	19	11	2 8	4	-43				

Technical Fouls: NONE

Georgia Tech - 92

Record: 6-7

NO. Name	Min	FG M-A	3P M-A	FT M-A	Rebounds OR DR TOT	Fouls PF FD	TP	AS	TO	ST	Blocks BS BA	+/-	Shooting By Period			
11 Baye Ndongo	F 18:49	4-5	0-0	2-4	2 4 6	4 3 10	4	6	3	1	0	16	1 st FG% 18-30 60.0%	3PT% 6-13 46.2%	FT% 8-11 72.7%	2 nd FG% 15-31 48.4%
12 Ryan Mutombo	C 10:56	1-1	0-0	0-0	0 2 0	0 0 0	2	1	1	0	0	7	3PT% 4-8 50.0%	FT% 8-10 80%	GMFG% 33-61 54.1%	3PT% 10-21 47.6%
0 Lance Terry	G 32:17	8-14	5-8	1-2	0 3 3	0 1 22	2	1	1	0	0	39	FT% 16-21 76.2%	Dead Ball Rebounds: 3, 0		
1 Nathaniel George	G 32:31	2-8	0-4	0-0	1 5 6	3 1 4	9	3	1	1	0	39				
3 Jaeden Mustaf	G 26:47	4-7	1-2	4-4	1 6 7	3 3 13	6	2	5	0	0	27				
31 Duncan Powell	23:29	2-2	1-1	1-2	0 7 7	2 1 6	2	1	0	2	0	29				
2 Javian McCollum	15:54	5-11	3-6	5-5	0 1 1	2 4 18	2	2	1	0	1	27				
0 Ibrahim Souare	19:00	4-5	0-0	0-0	3 3 6	3 2 8	0	0	0	2	1	21				
10 Darrion Sutton	13:25	0-1	0-0	3-4	0 4 4	0 2 3	1	0	2	1	0	4				
33 Marcos San Miguel	03:26	2-5	0-0	0-0	0 0 0	0 0 4	0	0	1	0	0	3				
35 Emmer Nichols	03:26	1-2	0-0	0-0	1 1 2	0 0 0	2	0	1	0	1	3				
Team					0 3 3	0	0	1								
Totals		33-61	10-21	16-21	10 37 47	17 17 92	27	19	13	8 2	4	43				

Technical Fouls: NONE

		AAMU	GeATech	Points from		AAMU	GeATech	Period by Period Scoring		
Biggest lead		2 (1 st 17:08)	43 (2 nd 1:59)	Turnovers		13	20	1 st 2 nd TOT		
Best Scoring Run		6 (2 nd 13:49)	12 (1 st 5:30)	Paint		10	42	AAMU		
Lead Changes		4		Second Chance		13	14	25	24	49
Times Tied		3		Fast Breaks		14	20	GeATech		
Time with Lead		00:33	36:59	Bench		28	41	50	42	92



2024-25 BOX SCORES

Official Basketball Box Score - Final														
Georgia Tech at SMU														
01/11/25 Moody Coliseum, Dallas, Texas														
2024-25 Men's Basketball														
Officials: Lee Cassell, Kipp Kissinger, Isaac Barnes														
Game Time: 2:05 PM Game Duration: 2:0 Attendance: 5,52														
Georgia Tech - 71														
Record: 9-9 (2-4)														
NO. Name	Min	FG	3P	FT	Rebounds	Fouls	TP	AS	TO	ST	Blocks	BS	BA	+/-
11 Baye Ndongo	F 22:42	1-3	0-0	4-5	1 6 7	2 5 6	1	3	0	0	0	1	0	-28
12 Ryan Mutombo	C 16:25	2-6	0-0	0-0	1 1 2	1 0 4	0	0	0	0	0	1	0	-14
0 Lance Terry	G 30:11	5-15	0-6	0-0	0 1 3	4 4 2	10	4	3	0	1	1	0	-16
1 Nailhan George	G 35:20	4-10	2-5	1-1	1 4 5	0 3 3	11	10	7	0	1	0	0	-10
3 Jaeden Mustaf	G 13:52	2-3	0-0	1-2	0 0 0	5 1 5	0	3	0	0	1	0	0	-19
2 Javian McCollum	C 32:20	7-11	5-8	1-2	1 3 4	0 2 20	5	2	0	1	1	0	0	-10
30 Ibrahim Souare	15:43	1-1	0-0	0-0	0 0 0	4 1 2	1	1	1	0	0	0	0	-4
31 Duncan Powell	33:27	5-10	2-4	1-4	3 8 11	0 3 13	1	1	2	1	1	0	0	-9
Team					3 1 4	0 0 2								
Totals		27-59	9-23	8-14	11 26 37	16 17 71	22	22	2	5	5	22		
Technical Fouls: NONE														
SMU - 93														
Record: 12-4 (3-2)														
NO. Name	Min	FG	3P	FT	Rebounds	Fouls	TP	AS	TO	ST	Blocks	BS	BA	+/-
33 Matt Cross	F 31:53	4-10	2-6	1-2	2 5 7	2 3 11	4	2	3	2	0	0	0	23
24 Samet Yigitoglu	C 26:03	2-7	0-1	3-5	3 6 9	4 3 7	1	3	3	2	0	0	0	27
0 B.J. Edwards	G 29:15	8-11	2-2	1-2	1 2 3	2 3 19	6	1	6	0	1	0	0	26
2 Boggie Miller	G 21:17	2-7	0-3	0-0	0 1 1	2 1 4	9	1	2	0	0	0	0	7
3 Chuck Harris	G 29:33	7-11	4-6	3-4	2 1 3	3 2 21	2	1	0	0	1	0	0	19
8 Kario Oquendo	21:07	4-8	3-5	1-2	0 1 1	0 3 13	2	3	0	1	1	0	0	14
2 Tobi Gorner	10:16	1-1	0-0	0-0	0 0 0	1 1 2	0	0	0	0	0	0	0	1
21 Yohan Traore	14:55	5-9	3-3	0-0	1 3 4	1 1 13	0	0	0	0	0	0	0	-4
22 Keon Ambrose-Hylton	10:18	2-5	0-1	0-0	1 1 2	1 0 4	0	1	0	0	0	0	0	8
20 Jerrell Colbert	02:34	0-0	0-0	0-0	0 0 0	0 0 0	0	0	1	0	0	0	0	-3
10 AJ George	02:02	0-0	0-0	0-0	0 2 2	0 0 0	0	0	0	0	0	0	0	-6
35 Jackson Young	00:47	0-1	0-1	0-0	0 0 0	0 0 0	0	0	0	0	0	0	0	-2
Team					3 1 4	0 0 0								
Totals		35-70	14-28	9-15	13 24 37	17 16 93	25	10	15	5	5	22		
Technical Fouls: NONE														
Shooting By Period														
1st FG%	19-34	55.9%												
3PT%	8-14	57.1%												
FT%	4-7	57.1%												
2nd FG%	16-36	44.4%												
3PT%	6-14	42.9%												
FT%	5-8	62.5%												
GM FG%	35-70	50.0%												
3PT%	14-28	50.0%												
FT%	9-15	60.0%												
Dead Ball Rebounds: 2, 1														

Official Basketball Box Score - Final														
Clemson at Georgia Tech														
01/14/25 McCamish Pavilion, Atlanta														
2024-25 Men's Basketball														
Officials: Tony Henderson, Brian O'Connell, Jerry Heister														
Game Time: 9:00 PM Game Duration: 2:06 Attendance: 4,047														
Clemson - 70														
Record: 14-4 (6-1)														
NO. Name	Min	FG	3P	FT	Rebounds	Fouls	TP	AS	TO	ST	Blocks	BS	BA	+/-
0 Viktor Lakhin	F 35:27	4-9	0-4	2-4	0 6 6	1 5 10	4	3	0	1	0	1	0	13
4 Ian Schieffelin	F 36:02	5-8	2-4	4-6	2 5 7	2 4 16	6	0	4	1	0	0	0	8
7 Chauncey Wiggins	F 25:22	3-5	1-1	0-0	1 2 3	3 1 7	0	3	0	0	1	0	0	5
1 Chase Hunter	G 35:46	3-9	2-5	6-6	0 1 1	3 4 14	3	1	1	1	0	0	0	9
11 Jaeden Zackery	G 33:01	7-12	3-5	4-4	0 6 6	3 2 21	1	2	3	0	1	0	0	10
2 Dillon Hunter	20:03	1-5	0-3	0-0	1 3 4	3 1 2	0	0	0	0	0	0	0	13
10 Del Jones	06:59	0-3	0-1	0-0	0 2 2	2 0 0	2	0	0	0	0	0	0	1
14 Christian Reeves	03:22	0-0	0-0	0-0	0 2 2	0 0 0	0	0	0	0	0	0	0	-5
3 Jake Heidbreder	03:58	0-1	0-0	0-0	0 0 0	1 0 0	0	0	0	0	0	0	0	1
Team					1 0 1	0 0 0								
Totals		23-52	8-23	16-20	5 27 32	18 17 70	16	9	8	4	2	11		
Technical Fouls: NONE														
Georgia Tech - 59														
Record: 8-10 (2-5)														
NO. Name	Min	FG	3P	FT	Rebounds	Fouls	TP	AS	TO	ST	Blocks	BS	BA	+/-
11 Baye Ndongo	F 37:49	5-11	1-2	3-5	4 8 12	3 3 14	1	2	3	1	0	0	0	-11
30 Ibrahim Souare	F 21:29	0-1	0-0	0-0	2 4 6	4 0 0	0	0	0	0	1	0	0	-8
31 Duncan Powell	F 34:33	3-12	1-5	2-2	2 5 7	5 2 9	0	1	0	0	1	0	0	-13
1 Nailhan George	G 37:27	5-11	3-6	0-1	1 2 3	3 4 13	4	5	0	0	0	0	0	-12
2 Javian McCollum	G 37:59	3-11	1-4	4-4	0 0 0	1 3 11	5	2	1	0	1	0	0	-13
3 Jaeden Mustaf	25:51	3-8	1-3	5-7	0 2 2	1 6 12	0	3	1	0	2	0	0	-1
12 Ryan Mutombo	04:53	0-0	0-0	0-0	0 2 2	0 0 0	0	0	1	0	0	0	0	3
Team					3 1 4	0 0 1								
Totals		19-54	7-20	14-19	12 24 36	17 18 59	10	14	6	2	4	11		
Technical Fouls: NONE														
Shooting By Period														
1st FG%	7-23	30.4%												
3PT%	2-10	20.0%												
FT%	9-11	81.8%												
2nd FG%	12-31	38.7%												
3PT%	5-10	50.0%												
FT%	5-8	62.5%												
GM FG%	19-54	35.2%												
3PT%	7-20	35.0%												
FT%	14-19	73.7%												
Dead Ball Rebounds: 1, 1														

CAA

Georgia Tech at Georgia Tech

01/22/25 McComish Pavilion, Atlanta

2024-25 Men's Basketball

Officials: Lee Cassell, Bill Covington, J...

Georgia Tech - 64

Record: 8-11 (3-5)

O. Name	Min	FG M-A	3P M-A	FT M-A	Rebounds OR DR TOT	Fouls PF FD	TP	AS	TO	ST	Blocks BS BA	+/-
1 Tobī Lawal	F 32:07	5-13	3-7	0-0	1 5 6	5 2 0	13	1	2	0	0 1	-17
4 Myllypää Poteat	F 30:02	2-7	0-0	4-4	2 3 5	2 2 0	8	1	1	3	0 0	-5
2 Jaden Schutt	G 29:04	2-6	2-4	0-0	0 4 4	2 1 0	6	1	0	0	0 1	-5
10 Tyler Johnson	G 23:38	5-7	2-4	2-2	3 2 5	3 1 14	0	3	1	0	0 0	-11
1 Ben Hammond	G 16:16	1-6	0-2	0-0	1 1 2	1 0 2	2	2	0	0	0 0	2
7 Brandon Rechsteiner	24:15	3-6	1-4	0-0	1 0 1	1 0 7	6	5	1	0	0 0	-10
3 Jaydon Young	15:51	1-4	1-2	0-0	0 3 3	2 0 3	1	1	1	0	0 0	5
4 Rodney Brown Jr.	10:56	3-7	2-2	2-2	3 3 5	0 1 10	1	3	0	0	0 0	-2
5 Patrick Wessler	09:40	0-1	0-0	1-2	1 3 4	2 1 1	0	2	0	0	0 0	-1
3 Ben Burnham	08:11	0-2	0-1	0-0	1 1 2	2 0 0	0	0	0	0	0 1	9
Team							2	0	2	0	0	
Totals		22:59	11:26	9:10	14 25 39	17 6 64	13	17	5	0	3 0	-7

Technical Fouls: NONE

Georgia Tech - 71

Record: 9-11 (3-6)

O. Name	Min	FG M-A	3P M-A	FT M-A	Rebounds OR DR TOT	Fouls PF FD	TP	AS	TO	ST	Blocks BS BA	+/-
1 Baye Ndongo	F 38:21	6-8	0-0	2-5	2 7 9	3 2 14	4	3	5	1	0 0	8
30 Ibrahim Souare	F 31:49	2-3	0-0	1-2	1 4 5	1 1 5	1	1	0	1	0 0	8
11 Duncan Powell	F 40:00	7-11	3-4	6-9	3 3 6	0 7 23	1	0	2	0	0 0	7
1 Naithan George	G 38:18	3-9	2-6	3-4	0 4 4	1 4 11	7	3	3	0	0 0	8
2 Javian McColium	G 37:27	5-16	1-7	5-6	0 3 3	0 3 16	4	3	0	0	0 13	FT
2 Ryan Mutombo	09:53	1-2	0-0	0-0	0 0 0	1 0 2	1	0	0	1	0 -2	GM FG
0 Darrion Sutton	04:12	0-2	0-0	0-0	0 0 0	0 0 0	0	0	1	0	0 -7	3PT
Team							1	1	2	0	0	
Totals		24:51	6:17	17:26	7 22 29	6 17 71	18	10	11	3	0 0	7

Technical Fouls: NONE

	VaTech	GaTech
Biggest lead	2 (1 st 4:28)	9 (1 st 16:56)
Fastest Scoring Run	8 (1 st 8:57)	7 (1 st 11:30)
Lead Changes	6	
Times Tied	5	
Time with Lead	02:53	33:09

Points from	VaTech	GaTech
Turnovers	12	20
Paint	18	28
Second Chance	8	5
Fast Breaks	8	14
Bench	21	2

Period by Period Scoring			
	1st	2nd	TOT
VaTech	35	29	64
GaTech	39	32	71

2024-25 BOX SCORES

NCAA

Official Basketball Box Score - Final

Stanford at Georgia Tech

02/12/25 McComish Pavilion, Atlanta

2024-25 Men's Basketball

Officials: Ron Groover, Tim Clougherty, Rick Crawford

Stanford - 52

Record: 16-9 (8-6)

NO.	Name	Min	FG M-A	3P M-A	FT M-A	Rebounds OR DR TOT	Fouls PF FO	TS	AP	ST	TO	ST	Blocks BS BA	+/-
2	Donavin Young	F 24:16	2-7	0-4	3-3	3 2 5	1 3 3	7	0	1	0	2	0	-14
42	Maxime Raynaud	F 33:35	4-13	0-6	0-0	0 6 6	3 4 8	0	0	2	2	2	0	-10
4	Oziyah Sellers	G 29:44	3-9	2-3	0-0	1 1 2	1 0 8	1	1	1	0	0	0	-21
11	Ryan Agarwal	G 13:00	0-4	0-3	0-0	1 0 1	1 0 0	0	1	0	0	0	0	-7
14	Jaylen Blakes	G 29:19	4-10	1-1	4-4	0 2 2	1 3 12	6	0	2	1	4	-1	
5	Benny Gealer	G 24:24	2-9	2-7	0-0	0 2 2	4 1 6	2	1	2	1	0	0	8
10	Chisom Okpara	G 14:32	4-8	1-2	0-0	1 0 1	1 1 0	9	2	0	0	0	0	9
33	Evan Stinson	G 12:52	0-2	0-0	0-0	2 2 1	1 1 0	1	0	0	0	0	0	-1
52	Aidan Cammann	G 14:44	1-4	0-0	0-0	1 3 4	2 1 2	0	1	1	1	1	-7	
20	Cameron Grant	G 03:24	0-0	0-0	0-0	1 1 2	0 0 0	0	0	0	0	0	0	-2
0	Anthony Batson Jr.	G 00:05	0-0	0-0	0-0	0 0 0	0 0 0	0	0	0	0	0	0	0
12	Jaylen Thompson	G 00:05	0-0	0-0	0-0	0 0 0	0 0 0	0	0	0	0	0	0	0
Team						5	1 6	0	0	1				
Totals			20-66	5-27	7-17	13	20	33	15	13	52	13	7 8 7 5 -8	

Technical Fouls: NONE

Georgia Tech - 60

Record: 12-13 (6-8)

NO.	Name	Min	FG M-A	3P M-A	FT M-A	Rebounds OR DR TOT	Fouls PF FO	TS	AP	ST	TO	ST	Blocks BS BA	+/-
10	Darrion Sutton	F 33:36	0-2	0-1	2-2	1 3 4	4 2 1	2	1	1	0	1	0	3
11	Baye Ndongo	F 35:12	6-16	0-2	3-3	7 9 16	4 2 15	11	1	6	1	3	3	15
30	Ibrahim Souare	F 27:26	2-4	0-0	0-0	1 3 4	3 1 4	1	1	1	0	1	-1	
31	Duncan Powell	F 40:00	2-10	2-7	4-4	1 6 7	2 4 10	1	0	1	2	0	2	8
1	Nathan George	G 40:00	7-13	3-4	5-5	0 7 7	0 4 22	5	3	0	1	1	1	8
3	Jaeden Mustaf	G 20:33	2-4	0-1	3-5	0 0 0	1 3 7	0	0	0	0	0	0	0
12	Ryan Mutombo	G 23:14	0-0	0-0	0-0	0 0 0	1 0 0	0	0	0	0	0	0	7
Team						0	4 4	0	0	2				
Totals			19-49	5-15	17-19	10	32	42	13	15	60	9	15 2 5 7 8	

Technical Fouls: NONE

STAN

Georgia Tech

Biggest lead

0 (1st 20:00)

20 (1st 1:59)

Best Scoring Run

9 (2nd 5:55)

10 (1st 8:29)

Lead Changes

0

Times Tied

0

Time with Lead

00:00

39:34

Points from Turnovers

10

4

Point

28

24

Second Chance

9

10

Fast Breaks

12

0

Bench

17

7

Period by Period Scoring

1st

2nd

TOT

STAN

20

32

52

Georgia Tech

35

25

60

NCAA

Official Basketball Box Score - Final

California at Georgia Tech

02/15/25 McCamish Pavilion, Atlanta

2024-25 Men's Basketball

Game Time: 7:00 PM

Game Duration: 2:22

Attendance: 1,684

Officials: Ted Valentine, Clarence Armstrong, Adam Flen

California - 88

Record: 12-14 (5-10)

NO.	Name	Min	FG M-A	3P M-A	FT M-A	Rebounds OR DR TOT	Fouls PF FO	TP	AS	TO	ST	Blocks BS BA	+/-	Shooting By Period	
31	Rytis Petraitis	F 32:10	4-8	2-5	2-2	1 4 5	4 2	12	2	0	1	0	1	0	1 st FG% 14-31 45.2%
12	Mady Sissoko	C 29:51	4-7	0-0	2-2	5 6 11	2 3	10	0	2	1	2	0	4	3PT% 6-11 54.5%
0	Jeremiah Wilkinson	G 36:32	8-18	4-7	5-5	1 0 1	2 3	25	2	2	1	0	1	2	FT% 0-2 0%
2	Jovan Stojakovic	G 39:34	8-13	4-5	0-0	0 2 2	4 1	22	2	6	4	0	1	6	2 nd FG% 15-29 51.7%
10	Andre Blacksher Jr.	G 21:38	0-6	0-3	0-0	0 0 0	1 1	0	4	0	1	0	1	4	3PT% 6-13 46.2%
34	Lee Dort	15:09	3-3	0-0	0-0	2 6 8	1 0	6	2	0	0	0	0	-6	-OTFG% 3-4 75.0%
3	DJ Campbell	29:34	4-5	2-3	0-0	0 2 2	1 0	10	4	2	0	0	0	-6	3PT% 1-2 50.0%
22	Christian Tucker	04:33	0-1	0-0	0-0	0 0 0	1 0	0	3	0	0	0	0	-5	FT% 2-2 100%
1	Joshua Cla-Joseph	12:35	1-2	1-2	0-2	1 1 2	0 1	3	0	0	0	0	0	-10	GM FG% 32-64 50.0%
7	Spencer Mahoney	03:24	0-1	0-1	0-0	0 0 0	1 0	0	1	0	0	0	0	-10	3PT% 13-26 50.0%
Team						2 1 3		0	0						FT% 11-13 84.6%
Totals			32-64	13-26	11-13	12 22 34	17 11	88	17	15	8	2	4	-2	

Dead Ball Rebounds: 1:0

Technical Fouls: NONE

Georgia Tech - 90

Record: 13-13 (7-8)

NO.	Name	Min	FG M-A	3P M-A	FT M-A	Rebounds OR DR TOT	Fouls PF FO	TP	AS	TO	ST	Blocks BS BA	+/-	Shooting By Period		
11	Baye Ndongo	F 38:57	11-14	1-1	3-6	8 5 13	1 9	26	1	3	1	1	0	0	1 st FG% 15-28 53.6%	
30	Ibrahim Square	F 21:12	1-2	0-0	0-2	1 4 5	1 2	2	1	1	0	1	0	4	3PT% 5-8 62.5%	
31	Duncan Powell	F 42:17	7-11	3-4	2-2	2 4 6	3 2	19	0	3	1	0	0	1	FT% 4-7 57.1%	
0	Lance Terry	G 38:53	4-10	1-5	0-0	0 1 1	1 0	9	2	0	0	0	0	8	2 nd FG% 15-28 53.6%	
1	Nathan George	G 44:57	9-19	5-8	3-3	0 3 3	3 3	26	8	5	1	1	1	2	3PT% 5-11 45.5%	
3	Jaeden Mustaf	25:25	3-8	1-2	1-2	0 1 1	1 1	8	4	2	4	1	1	-5	FT% 5-7 71.4%	
10	Darriion Sutton	13:20	0-0	0-0	0-0	0 1 1	1 0	0	1	0	0	0	0	-5	-OTFG% 5-8 62.5%	
Team						0 2 2		0	0						3PT% 1-1 100.0%	
Totals			35-64	11-20	9-15	11 21 32	11 17	90	17	14	7	4	2	2		GM FG% 35-64 54.7%

Dead Ball Rebounds: 2:0

Technical Fouls: NONE

	Cal	GT
Biggest lead	5 (1 st OT 2:46)	9 (1 st 2:46)
Best Scoring Run	6 (1 st 6:03)	8 (1 st 9:20)
Lead Changes	13	
Times Tied	14	
Time with Lead	14:22	20:44

Points from	Cal	GT
Turnovers	16	23
Paint	34	40
Second Chance	20	18
Fast Breaks	11	11
Bench	19	8

Period by Period Scoring				
	1st	2nd	OT1	TOT
Cal	34	45	9	88
GT	39	40	11	90

NCAA

Georgia Tech at Boston College

02/22/25 Silvio O. Conte Forum, Boston

2024-25 Men's Basketball

Game Time: 2:00 PM

Game Duration: 1:50

Attendance: 6,030

Officials: Tommy Morrissey, Eric Lewis, Greg Evans

Georgia Tech - 54

Record: 13-14 (7-9)

NO.	Name	Min	FG M-A	3P M-A	FT M-A	Rebounds OR DR TOT	Fouls PF FO	TP	AS	TO	ST	Blocks BS BA	+/-	Shooting By Period		
11	Baye Ndongo	F 32:34	7-11	1-1	2-2	3 12 15	3 3	17	4	2	0	2 1 0	-15	1st FG%	10-30	33.3%
30	Ibrahim Souare	F 23:01	2-3	0-0	0-1	1 3 4	1 4	4	0	0	0	0 0 0	-15	3PT%	3-11	27.3%
31	Duncan Powell	F 33:28	1-11	0-6	1-2	0 2 2	1 2	3	1	0	0	1 1 1	-13	FT%	4-5	80%
0	LaSha Terry	G 38:09	3-12	1-6	8-9	1 1 2	3 4	15	2	2	1	0 2 15	-15	2nd FG%	8-26	30.8%
1	Naithan George	G 37:10	3-13	3-10	0-0	3 2 5	2 0	9	6	5	0	0 1 1	-14	3PT%	2-12	16.7%
3	Jaeden Mustaf	G 27:03	2-6	0-0	2-4	3 5 8	4 2	6	0	2	0	0 1 1	-7	FT%	9-13	69.2%
10	Darrian Sutton	G 08:35	0-0	0-0	0-0	0 1 1	3 0	0	0	1	0	0 0 0	-4	GM FG%	18-56	32.1%
Team						1 3 4	0	1	1	0	0	0 0 0	-15	3PT%	5-23	21.7%
Totals			18-56	5-23	13-18	12 29 41	17 15	54	13	13	1	3 6 15	-15	FT%	13-18	72.2%

Dead Ball Rebounds: 2 0

Boston College - 69

Record: 12-15 (4-12)

NO.	Name	Min	FG M-A	3P M-A	FT M-A	Rebounds OR DR TOT	Fouls PF FO	TP	AS	TO	ST	Blocks BS BA	+/-	Shooting By Period		
32	Chad Venning	F 30:47	5-12	0-0	3-4	1 6 7	4 2	13	2	1	2	4 1 16	-16	1st FG%	11-28	39.3%
00	Chas Kelley III	G 27:18	1-2	1-1	2-2	0 1 1	1 2	5	4	2	0	0 0 10	-10	3PT%	8-18	44.4%
1	Dion Brown	G 24:40	4-6	0-2	1-1	1 2 3	1 3	9	2	0	0	0 1 14	-14	FT%	2-4	50%
3	Roger McFarlane	G 29:05	1-9	1-4	2-2	5 7 12	1 3	5	2	0	1	0 1 11	-11	2nd FG%	13-29	44.8%
13	Donald Hand Jr.	G 33:17	7-14	4-10	2-3	1 6 7	0 1	20	1	0	0	1 0 7	-7	3PT%	1-6	16.7%
22	Jayden Hastings	09:13	0-1	0-0	0-2	0 2 2	2 1	0	0	1	2	1 0 0	-1	FT%	10-14	71.4%
5	Fred Payne	19:47	2-5	0-3	1-2	1 4 5	2 3	5	4	1	1	0 0 5	-5	GM FG%	24-57	42.1%
31	Elijah Strong	13:11	3-4	2-2	1-2	1 1 2	1 3	1	9	0	1	0 0 8	-8	3PT%	9-24	37.5%
7	Joshua Beadle	12:42	1-4	1-2	0-0	0 0 0	2 1	3	0	0	2	0 0 5	-5	FT%	12-16	66.7%
Team						0 1 1	0	0	0	0	0	0 0 0	-15	Dead Ball Rebounds: 3 1		
Totals			24-57	9-24	12-18	7 28 35	15 17	69	15	6	8	6 3 31	-15			

Technical Fouls: NONE

NCAA

Georgia Tech - 73

Record: 14-14 (8-9)

Officials: Lee Cassell, Clarence Armstrong, Tony Henderson

NO.	Name	Min	FG M-A	3P M-A	FT M-A	Rebounds OR DR TOT	Fouls PF FD	TP	AS	TO	ST	Blocks BS BA	+/-							
11	Baye Ndongo	F 34:53	2-6	0-0	7-8	5	12	17	3	7	11	2	6	0	3	1	11			
30	Ibrahim Souare	F 10:41	0-1	0-0	0-0	1	1	2	1	1	0	0	0	0	0	1	5			
31	Duncan Powell	F 38:23	8-15	6-10	4-4	1	2	3	2	3	20	2	1	2	0	0	2	6		
0	Lance Terry	G 40:00	6-14	2-9	6-7	2	3	5	3	3	20	2	0	2	0	0	6	6		
1	Naithan George	G 40:00	4-12	0-3	8-9	0	6	6	1	5	16	5	2	0	0	0	6	6		
3	Jaeden Mustaf	23:56	0-1	0-1	0-0	0	1	1	5	1	0	3	1	0	0	0	10	0		
10	Darriion Sutton	09:47	0-0	0-0	0-0	0	0	0	0	1	0	0	0	0	1	0	9	-9		
12	Ryan Mutombo	02:20	0-0	0-0	0-0	0	0	0	1	0	0	0	0	0	0	0	0	-5		
Team						2	1	3	0	0	4									
Totals						20-49	8-23	25-28	11	26	37	17	20	73	13	15	2	4	4	6

Shooting By Period

1st FG% 13-28 46.4%
3PT% 5-12 41.7%
FT% 4-5 80%
2nd FG% 7-21 33.3%
3PT% 3-11 27.3%
FT% 21-23 91.3%
GM FG% 20-49 40.8%
3PT% 8-23 34.8%
FT% 25-28 89.3%

Dead Ball Rebounds: 4, 0

Technical Fouls: NONE

Pitt - 67

Record: 16-12 (7-10)

NO.	Name	Min	FG M-A	3P M-A	FT M-A	Rebounds OR DR TOT	Fouls PF FD	TP	AS	TO	ST	Blocks BS BA	+/-						
2	Cameron Corben	F 23:53	6-6	0-0	0-1	1	1	2	5	1	12	2	0	0	1	0	9	-9	
25	Guillermo Diaz Graham	F 34:48	1-4	1-4	0-0	1	4	5	3	3	0	1	0	1	0	1	0	-10	0
55	Zack Austin	F 38:31	1-9	1-7	1-2	2	4	6	3	1	4	1	1	3	2	1	4	-4	0
5	Ishmael Leggett	G 36:25	5-14	3-6	7-8	1	3	4	5	5	20	2	1	3	0	1	1	-1	0
15	Jaland Lowe	G 38:41	7-21	2-9	9-10	1	1	2	2	7	25	8	2	2	0	1	1	-8	0
3	Brandin Cummings	21:34	1-3	1-1	0-0	1	2	3	0	0	0	3	0	1	0	0	1	4	-4
31	Jorge Diaz Graham	06:08	0-0	0-0	0-0	0	0	0	0	0	0	0	0	0	0	0	0	-2	0
Team						3	2	5	0	0	1								
Totals						21-57	8-27	17-21	10	17	27	67	13	7	8	4	4	6	8

Shooting By Period

1st FG% 12-28 42.9%
3PT% 4-14 28.6%
FT% 2-2 100%
2nd FG% 9-29 31.0%
3PT% 4-13 30.8%
FT% 15-19 78.9%
GM FG% 21-57 36.8%
3PT% 8-27 29.6%
FT% 17-21 81.0%

Dead Ball Rebounds: 4, 0

Technical Fouls: NONE

Biggest lead

12 (1st 11:17)

2 (1st 19:36)

Points from Turnovers

7

19

Best Scoring Run

7 (2nd 3:56)

7 (2nd 6:34)

Lead Changes

3

Paint

20

18

Times Tied

4

Second Chance

17

2

Fast Breaks

10

8

Time with Lead

36:56

00:36

Bench

0

3

Period by Period Scoring


1st 2nd TOT

GT 35 38 73

Pitt 30 37 67



2024-25 BOX SCORES



Official Basketball Box Score - Final

NC State at Georgia Tech

03/01/25 McCamish Pavilion, Atlanta

2024-25 Men's Basketball

Game Time: 3:00 PM

Game Duration: 2:01

Attendance: 4,499

NC State - 62

Record: 11-18 (4-14)

NO.	Name	Min	FG M-A	3P M-A	FT M-A	Rebounds OR DR TOT	Fouls PF FD	TP	AS	TO	ST	Blocks BS BA	+/-			
34	Ben Middlebrooks	C 17:24	5-6	0-0	3-4	3	3	6	5	2	13	0	1	0	0	0
2	Paul McNeil, Jr.	G 13:57	2-4	0-2	1-2	0	1	1	1	2	5	1	1	0	0	-2
3	Dontrez Styles	G 30:24	4-12	3-8	2-2	0	5	5	3	2	13	0	1	0	2	0
8	Jayden Taylor	G 27:44	2-7	0-2	0-0	0	2	2	1	1	4	3	2	1	0	-17
12	Michael O'Connell	G 28:11	0-5	0-2	0-0	1	3	4	0	1	0	4	0	2	0	-22
10	Marcus Hill	17:35	1-5	0-0	3-3	1	1	2	0	3	5	0	1	2	1	-10
4	Breon Pass	12:15	1-2	1-2	1-2	0	2	2	1	1	4	1	1	0	1	-9
1	Brandon Huntley-Hatfield	17:38	0-2	0-0	2-2	1	3	4	2	1	2	0	2	0	0	-15
7	Bryce Heard	09:01	2-3	1-2	2-4	0	0	0	1	3	7	0	0	0	0	-11
5	Trey Parker	15:07	1-4	1-2	1-2	2	1	3	2	1	4	4	3	1	0	-11
33	Ismael Diouf	04:58	1-2	0-0	0-0	1	1	2	1	0	2	0	2	0	1	-10
11	Dennis Parker, Jr.	05:46	1-1	1-1	0-0	0	1	1	0	0	3	1	0	0	0	0
Team						0	0	0			0					
Totals		20:53	7-21	15-21	9	23	32	17	17	62	14	14	6	5	2	-25

Shooting By Period

1st FG% 10-25 40.0%

3PT% 4-10 40.0%

FT% 6-10 60%

2nd FG% 10-28 35.7%

3PT% 3-11 27.3%

FT% 9-11 81.8%

GM FG% 20-53 37.7%

3PT% 7-21 33.3%

FT% 15-21 71.4%

Dead Ball Rebounds: 3.1

Georgia Tech - 87

Record: 15-14 (9-9)

NO.	Name	Min	FG M-A	3P M-A	FT M-A	Rebounds OR DR TOT	Fouls PF FD	TP	AS	TO	ST	Blocks BS BA	+/-				
11	Baye Ndongo	F 37:03	10-17	1-3	8-11	5	12	17	1	8	29	1	0	0	2	1	23
30	Ibrahim Souare	F 09:29	1-2	0-0	0-0	0	1	1	4	0	2	0	0	0	0	-6	
31	Duncan Powell	F 37:43	9-15	2-5	3-3	5	5	10	2	2	23	0	1	1	0	1	30
0	Lance Terry	G 36:23	6-15	3-8	0-1	2	2	4	4	3	15	3	1	1	0	0	17
1	Naithan George	G 33:43	1-6	0-2	0-0	1	1	2	1	2	2	12	3	3	0	0	19
3	Jaeden Mustaf	32:35	5-12	1-1	2-2	0	1	3	2	3	13	2	0	2	0	3	32
10	Darrion Sutton	10:06	0-2	0-0	0-0	0	3	3	2	0	0	0	0	0	0	0	4
33	Marcos San Miguel	01:28	0-0	0-0	0-0	0	0	0	0	0	0	0	1	0	0	0	3
35	Emmer Nichols	01:28	1-1	1-1	0-0	0	0	0	0	0	3	0	0	0	0	0	3
Team						1	2	0			0						
Totals		33:70	8-20	13-17	14	26	40	17	17	87	18	6	7	2	5	25	

Shooting By Period

1st FG% 17-37 45.9%

3PT% 5-13 38.5%

FT% 2-3 66.7%

2nd FG% 16-33 48.5%

3PT% 3-7 42.9%

FT% 11-14 78.6%

GM FG% 33-70 47.1%

3PT% 8-20 40.0%

FT% 13-17 76.5%

Dead Ball Rebounds: 3.1

Technical Fouls: NONE

		NCS		GT			
Biggest lead	4 (1 st 16:55)	27 (2 nd 0:52)		Points from		Period by Period Scoring	
Best Scoring Run	7 (2 nd 9:54)	13 (2 nd 4:39)		Turnovers	2	21	
Lead Changes	8			Paint	22	48	
Times Tied	3			Second Chance	4	23	
Time with Lead	06:43	31:14		Fast Breaks	11	15	
				Bench	27	16	



MISCELLANEOUS

Starting Lineups									
Date	Opponent	Result	F	F	C	G	G	Lineup#	Record
N6	WEST GEORGIA	W, 85-62	Reeves Jr.	O'Brien	Ndongo	McCollum	George	1	1-0
N10	NORTH FLORIDA	L, 93-105	Reeves Jr.	O'Brien	Ndongo	McCollum	George	1	1-1
N12	TEXAS SOUTHERN	W, 81-62	Reeves Jr.	Ndongo	Onwuchekwa	McCollum	George	2	1-0
N15	GEORGIA	L, 69-77	Reeves Jr.	Ndongo	Onwuchekwa	McCollum	George	2	1-1
N23	CINCINNATI	L, 58-81	Reeves Jr.	Ndongo	Onwuchekwa	McCollum	George	2	1-2
N27	CHARLESTON SOUTHERN	W, 91-67	Reeves Jr.	Ndongo	Onwuchekwa	Terry	George	3	1-0
N30	CENTRAL ARKANSAS	W, 87-68	O'Brien	Ndongo	Onwuchekwa	Terry	George	4	1-0
D3	at Oklahoma	L, 61-76	O'Brien	Ndongo	Onwuchekwa	Terry	George	4	1-1
D7	at North Carolina	L, 65-68	O'Brien	Ndongo	Onwuchekwa	Terry	George	4	1-2
D15	vs. Northwestern	L, 60-71	O'Brien	Ndongo	Onwuchekwa	Terry	George	4	1-3
D18	UMBC	W, 91-82	Mustaf	Ndongo	Mutombo	Terry	George	5	1-0
D21	DUKE	L, 56-82	Mustaf	Ndongo	Mutombo	Terry	George	5	1-1
D28	ALABAMA A&M	W, 92-49	Mustaf	Ndongo	Mutombo	Terry	George	5	2-1
D31	NOTRE DAME	W, 86-75	Mustaf	Ndongo	Mutombo	Terry	George	5	3-1
J4	BOSTON COLLEGE	W, 85-64	Mustaf	Ndongo	Mutombo	Terry	George	5	4-1
J7	at Syracuse	L, 55-62	Mustaf	Ndongo	Mutombo	Terry	George	5	4-2
J11	at SMU	L, 71-93	Mustaf	Ndongo	Mutombo	Terry	George	5	4-3
J14	CLEMSON	L, 59-70	Powell	Ndongo	Square	McCollum	George	6	0-1
J18	at Florida State	L, 78-91	Terry	Ndongo	Square	McCollum	George	7	0-1
J22	VIRGINIA TECH	W, 71-64	Powell	Ndongo	Square	McCollum	George	6	0-2
J28	at Notre Dame	L, 68-71	Terry	Ndongo	Square	McCollum	George	7	0-2
F1	LOUISVILLE	W, 77-70	Terry	Ndongo	Square	McCollum	George	7	1-2
F4	at Clemson	W, 89-86 (3ot)	Terry	Ndongo	Square	McCollum	George	7	2-2
F8	at Virginia	L, 61-75	Powell	Ndongo	Square	Terry	George	8	0-1
F12	STANFORD	W, 60-52	Powell	Ndongo	Square	Sutton	George	9	1-0
F15	CALIFORNIA	W, 90-88 (ot)	Powell	Ndongo	Square	Terry	George	8	1-1
F22	at Boston College	L, 54-69	Powell	Ndongo	Square	Terry	George	8	1-2
F25	at Pittsburgh	W, 73-67	Powell	Ndongo	Square	Terry	George	8	2-2
M1	NC STATE	W, 87-62	Powell	Ndongo	Square	Terry	George	8	3-2
M4	MIAMI								
M8	at Wake Forest								

Specialty Stats (GT/Opp)						
Date	Opponent	Paint	OffTo	2ndCh	FBreak	Bench
N6	WEST GEORGIA	48/24	9/5	22/10	17/7	27/20
N10	NORTH FLORIDA	46/52	17/13	10/16	15/14	22/32
N12	TEXAS SOUTHERN	12/20	17/10	18/10	6/12	17/43
N15	GEORGIA	28/46	12/18	8/10	1/13	27/22
N23	CINCINNATI	28/44	12/16	12/6	7/16	26/19
N27	CHARLESTON SOUTHERN	52/18	17/4	17/11	23/9	32/20
N30	CENTRAL ARKANSAS	30/12	10/10	13/1	6/10	21/8
D3	at Oklahoma	30/16	10/13	4/4	3/13	27/18
D7	at North Carolina	22/34	15/17	15/11	5/16	9/19
D15	vs. Northwestern	28/28	6/11	4/6	0/19	30/4
D18	UMBC	42/32	25/16	5/3	12/32	20/18
D21	DUKE	30/38	10/12	8/8	8/10	24/19
D28	ALABAMA A&M	42/10	20/13	14/13	20/14	41/28
D31	NOTRE DAME	38/36	17/4	13/15	12/3	44/15
J4	BOSTON COLLEGE	44/32	18/6	4/5	16/12	33/16
J7	at Syracuse	32/34	12/11	7/10	8/9	8/13
J11	at SMU	32/34	7/27	7/11	15/18	35/31
J14	CLEMSON	20/28	11/15	6/7	8/6	12/2
J18	at Florida State	28/44	19/22	12/20	9/23	20/22
J22	VIRGINIA TECH	28/18	20/12	5/8	14/8	2/21
J28	at Notre Dame	32/20	11/8	8/13	6/0	20/16
F1	LOUISVILLE	36/32	20/11	9/7	9/7	11/10
F4	at Clemson	44/28	16/15	29/13	4/8	19/10
F8	at Virginia	28/34	5/13	10/16	9/10	4/10
F12	STANFORD	24/28	4/10	10/9	0/12	7/17
F15	CALIFORNIA	40/34	23/16	18/20	11/11	8/19
F22	at Boston College	20/24	2/14	9/12	4/9	6/17
F25	at Pittsburgh	20/18	7/19	17/2	10/8	0/3
M1	NC STATE	48/22	21/2	23/4	15/11	16/27
M4	MIAMI					
M8	at Wake Forest					

Miscellaneous												
Date	Opponent	Uniform		Large		Large		Lead		GT		Game
		Color	Tip	Lead	Deficit	Ties	Changes	Led	Led	Tied	#Players Played	
N6	WEST GEORGIA	White	UWG	30	-	-	-	39:35	-	0:25	11	McCollum, Terry, Sutton, Square, Powell
N10	NORTH FLORIDA	Gold	GT	9	21	7	7	13:25	23:28	3:07	8	George, McCollum, Ndongo, Reeves Jr., Terry
N12	TEXAS SOUTHERN	White	GT	30	2	1	6	36:02	2:35	1:23	8	George, McCollum, Terry, Square, Powell
N15	GEORGIA	White	GT	3	15	3	4	7:17	29:40	3:03	9	George, Reeves Jr., Ndongo, Onwuchekwa, Terry
N23	CINCINNATI	Gold	UC	2	26	1	1	0:25	38:15	1:20	11	Terry, Mustaf, Square, Powell, Nichols
N27	CHARLESTON SOUTHERN	Gold	GT	24	2	2	4	38:01	1:02	0:57	9	Mustaf, Terry, George, Ndongo, Powell
N30	CENTRAL ARKANSAS	White	GT	19	-	-	-	39:41	-	0:19	8	Terry, George, Mustaf, Ndongo, Powell
D3	at Oklahoma	Gray	OU	11	15	1	3	21:50	17:10	1:00	8	Terry, George, Mustaf, O'Brien, Powell
D7	at North Carolina	Gold	GT	8	7	12	9	13:57	22:17	3:46	8	Terry, George, O'Brien, Mustaf, Powell
D15	vs. Northwestern	Navy	NU	-	22	-	-	-	39:42	0:18	10	Terry, Mustaf, Sutton, Ndongo, Powell
D18	UMBC	White	GT	22	9	-	2	34:25	3:52	1:43	9	Terry, George, McCollum, Mustaf, O'Brien
D21	DUKE	White	DU	3	26	1	1	3:34	35:36	1:00	9	Mustaf, McCollum, Sutton, Powell, Square
D28	ALABAMA A&M	Gold	AAMU	43	2	3	4	36:59	0:33	2:28	11	Mustaf, Sutton, Square, Nichols, San Miguel
D31	NOTRE DAME	White	ND	19	1	1	2	38:07	0:21	1:32	8	Terry, George, McCollum, Mustaf, Powell
J4	BOSTON COLLEGE	White	BC	27	4	4	4	35:18	2:55	1:47	8	George, Mustaf, Ndongo, Square, Powell
J7	at Syracuse	Gray	SYR	3	8	3	4	0:57	36:16	2:47	8	Terry, George, McCollum, Ndongo, Powell
J11	at SMU	Gold	GT	2	37	-	1	0:17	39:29	0:14	8	Terry, George, McCollum, Ndongo, Powell
J14	CLEMSON	White	CL	-	19	-	-	-	39:36	0:24	7	George, McCollum, Mustaf, Ndongo, Square
J18	at Florida State	Navy	FSU	-	17	-	-	-	39:38	0:22	6	Terry, George, McCollum, Square, Powell
J22	VIRGINIA TECH	Gold	GT	9	2	5	6	33:09	2:53	3:58	7	Ndongo, Square, Powell, George, McCollum
J28	at Notre Dame	Gray	GT	7	6	2	1	36:53	1:49	2:18	7	Terry, George, McCollum, Square, Powell
F1	LOUISVILLE	HBE/Navy	LOU	9	13	2	7	15:12	23:36	1:12	6	Terry, George, McCollum, Square, Powell
F4	at Clemson	Navy	GT	5	6	14	23	14:41	28:38	11:41	8	Terry, George, Ndongo, Square, Powell
F8	at Virginia	Gold	VA	3	17	4	4	3:14	34:03	2:43	8	Sutton, Square, Powell, San Miguel, Nichols
F12	STANFORD	White	GT	20	-	-	-	-	39:34	0:26	7	George, Mustaf, Sutton, Ndongo, Powell
F15	CALIFORNIA	White	CAL	9	5	14	13	20:44	14:22	4:54	7	Terry, George, Mustaf, Ndongo, Powell
F22	at Boston College	Navy	GT	1	15	2	4	1:38	36:56	1:26	7	Terry, Mustaf, Sutton, Square, Powell
F25	at Pittsburgh	Gray	PIT	12	2	4	3	36:56	0:36	2:28	8	Terry, George, Sutton, Ndongo, Powell
M1	NC STATE	Gold	GT	27	4	3	8	31:14	6:43	2:03	9	Mustaf, Sutton, Powell, San Miguel, Nichols
M4	MIAMI											
M8	at Wake Forest											

**alternate gold or white uniform*

GAME NOTES

ROSTER AT-A-GLANCE

NUMERICAL

No.	Name	Pos.	Ht.	Wt.	Cl.	Exp.	Hometown	High School/College
0	Lance Terry	G	6-3	200	r-Sr.	1VL	College Park, Ga.	The Heritage School (Ga.) / Gardner-Webb
1	Naithan George	G	6-3	185	So.	1VL	Toronto, Ontario	Canyon International Academy (Glendale, Ariz.)
2	Javian McCollum	G	6-2	175	Sr.	TR	Fort Myers, Fla.	Fort Myers HS/Siena/Oklahoma
3	Jaeden Mustaf	G	6-5	210	Fr.	HS	Bowie, Md.	Overtime Elite (Atlanta, Ga.)
9	Luke O'Brien	F	6-8	225	Gr.	TR	Littleton, Colo.	Columbine HS/Colorado
10	Darrion Sutton	F	6-8	205	Fr.	HS	St. Charles, Mo.	Overtime Elite (Atlanta, Ga.)
11	Baye Ndongo	F	6-9	240	So.	1VL	Mboro, Senegal	Putnam (Conn.) Science Academy
12	Ryan Mutombo	C	7-2	255	Gr.	TR	Atlanta, Ga.	The Lovett School/Georgetown
14	Kowacie Reeves, Jr.	G	6-7	205	Sr.	1VL	Macon, Ga.	Westside HS / Florida
30	Ibrahim Souare	F	6-9	225	r-Fr.	RS	Conakry, Guinea	Canyon International Academy (Glendale, Ariz.)
31	Duncan Powell	F	6-8	235	rOJr.	TR	Dallas, Texas	DeSoto HS/North Carolina A&T/Sacramento State
32	Dyllan Thompson	G/F	6-7	215	Fr.	HS	Sugar Land, Texas	Second Baptist HS
33	Marcos San Miguel	G	6-4	203	So.	1VL	Atlanta, Ga.	Campbell HS
35	Emmer Nichols	F	6-6	223	r-So.	1VL	Woodside, Calif.	Sacred Heart Preparatory School
45	Doryan Onwuchekwa	C	6-11	240	Fr.	HS	Dallas, Texas	Faith Family Academy of Oak Cliff

ALPHABETICAL

No.	Name	Pos.	Ht.	Wt.	Cl.	Exp.	Hometown	High School/College
1	Naithan George	G	6-3	185	So.	1VL	Toronto, Ontario	Canyon International Academy (Glendale, Ariz.)
2	Javian McCollum	G	6-2	175	Sr.	TR	Fort Myers, Fla.	Fort Myers HS/Siena/Oklahoma
3	Jaeden Mustaf	G	6-5	210	Fr.	HS	Bowie, Md.	Overtime Elite (Atlanta, Ga.)
12	Ryan Mutombo	C	7-2	255	Gr.	TR	Atlanta, Ga.	The Lovett School/Georgetown
11	Baye Ndongo	F	6-9	240	So.	1VL	Mboro, Senegal	Putnam (Conn.) Science Academy
35	Emmer Nichols	F	6-6	223	r-So.	1VL	Woodside, Calif.	Sacred Heart Preparatory School
9	Luke O'Brien	F	6-8	225	Gr.	TR	Littleton, Colo.	Columbine HS/Colorado
45	Doryan Onwuchekwa	C	6-11	240	Fr.	HS	Dallas, Texas	Faith Family Academy of Oak Cliff
31	Duncan Powell	F	6-8	235	r-Jr.	TR	Dallas, Texas	DeSoto HS/North Carolina A&T/Sacramento State
14	Kowacie Reeves, Jr.	G	6-7	205	Sr.	1VL	Macon, Ga.	Westside HS / Florida
33	Marcos San Miguel	G	6-4	203	So.	1VL	Atlanta, Ga.	Campbell HS
30	Ibrahim Souare	F	6-9	225	r-Fr.	RS	Conakry, Guinea	Canyon International Academy (Glendale, Ariz.)
10	Darrion Sutton	F	6-8	205	Fr.	HS	St. Charles, Mo.	Overtime Elite (Atlanta, Ga.)
0	Lance Terry	G	6-3	200	r-Sr.	1VL	College Park, Ga.	The Heritage School (Ga.) / Gardner-Webb
32	Dyllan Thompson	G/F	6-7	215	Fr.	HS	Sugar Land, Texas	Second Baptist HS

Head Coach: Damon Stoudamire (Arizona, 1995), 2nd season

Associate Head Coach: Karl Hobbs (Connecticut, 1984), 2nd season

Assistant Coach: B.J. Elder (Georgia Tech, 2014), 6th season

Assistant Coach: Pershin Williams (North Florida, 2005), 2nd season

Assistant Coach: Nate Babcock (Wisconsin-Eau Claire, 2009), 2nd season

Assistant Coach: Bonzi Wells (Ball State, 1998), 2nd season

Quality Control Analyst: Greg Gary (Tulane, 1992), 1st season

Director of Player Personnel: Matt Holt (Northeastern, 2011), 2nd season

Director of Scouting: Hayden Sheridan (Arizona, 2016), 7th season

Assistant Director of Operations: Taylor Ann Hendricks (Iowa State, 2020), 3rd season

Special Assistant to the Head Coach: James Forrest (Georgia Tech, 1995), 1st season

Associate Director of Sports Medicine/Men's Basketball: Richard Stewart (Salisbury, 2005), 18th season

Director of Strength and Conditioning/Men's Basketball: Justin Landry (Cal State East Bay, 2012), 2nd season

Recruiting and Operations Coordinator: Jake Alburnus (Western Michigan, 2020), 2nd season

BY CLASS

Graduates: Ryan Mutombo, Luke O'Brien

Seniors: Javian McCollum, Kowacie Reeves, Jr., Lance Terry (r)

Juniors: Duncan Powell

Sophomores: Naithan George, Baye Ndongo, Emmer Nichols (r), Marcos San Miguel

Freshman: Jaeden Mustaf, Doryan Onwuchekwa, Ibrahim Souare (r), Darrion Sutton, Dyllan Thompson

BY STATE/COUNTRY

California: Emmer Nichols

Canada: Naithan George

Colorado: Luke O'Brien

Florida: Javian McCollum

Georgia: Ryan Mutombo, Kowacie Reeves, Jr., Marcos San Miguel, Lance Terry

Guinea: Ibrahim Souare

Maryland: Jaeden Mustaf

Missouri: Darrion Sutton

Senegal: Baye Ndongo

Texas: Doryan Onwuchekwa, Duncan Powell, Dyllan Thompson

BY MAJOR

Applied Language and Intercultural Studies: Javian McCollum, Duncan Powell

Business Administration: Naithan George, Jaeden Mustaf, Dorian Onwuchekwa, Ibrahim Souare, Darrion Sutton

Computer Science: Marcos San Miguel

Economics: Luke O'Brien

Economics/International Affairs: Emmer Nichols

History, Technology & Society: Kowacie Reeves, Jr., Lance Terry

Literature, Media & Communication: Baye Ndongo

Management (MS): Ryan Mutombo

BY HEIGHT

6-2 Javian McCollum

6-3 Naithan George, Lance Terry

6-4 Marcos San Miguel

6-5 Jaeden Mustaf

6-6 Dallan "Deebo" Coleman, Miles Kelly, Emmer Nichols, Ibrahim Sacko

6-7 Kowacie Reeves, Jr., Dyllan Thompson

6-8 Luke O'Brien, Duncan Powell, Darrion Sutton

6-9 Baye Ndongo, Ibrahim Souare

6-11 Doryan Onwuchekwa

7-2 Ryan Mutombo

PRONUNCIATION GUIDE

McCamish Pavilion Muh-CAM-ish (like CAM Newton)

Javian McCollum JAY-vee-un muh-CALL-um

Jaeden Mustaf JAY-dun MOO-stoff

Ryan Mutombo moo-TOM-bo

Baye Ndongo BYE nDON-go

(NOT en-dongo or ruh-dongo)

Doryan Onwuchekwa DOR-ee-un ON-woo-CHECK-wuh

Kowacie Reeves, Jr. ko-WAY-see

Ibrahim Souare EE-bruh-HEEM SWAR-ay (rhymes with soiree)

Darrion Sutton DARR-ee-un

RADIO/TV ROSTER



Naithan George
G • 6-3 • So.

1




Javian McCollum
G • 6-2 • Sr.

2



Jaeden Mustaf
G • 6-5 • Fr.

3



Ryan Mutombo
C • 7-2 • Gr.

12



Baye Ndongo
F • 6-9 • So.

11




Emmer Nichols
F • 6-6 • r-So.

35



Luke O'Brien
F • 6-8 • Gr.

9



Doryan Onwuchekwa
C/F • 6-11 • Fr.

45



Duncan Powell
F • 6-8 • Jr.

31



Kowacie Reeves, Jr.
G • 6-7 • Sr.

14



Marcos San Miguel
G • 6-4 • So.

33



Ibrahim Souare
F • 6-9 • r-Fr.

30



Darrion Sutton
F • 6-8 • Fr.

10



Lance Terry
G • 6-3 • Sr.

0



Dyllan Thompson
G/F • 6-7 • Fr.

32



Damon Stoudamire
Head Coach




Karl Hobbs
Associate Head Coach



B.J. Elder
Assistant Coach



Pershin Williams
Assistant Coach



Nate Babcock
Assistant Coach



Bonzi Wells
Assistant Coach

RADIO/TV CHEAT SHEET



0

LANCE TERRY**Guard • 6-3 • 200 • 5th-yr. Senior • College Park, Ga.**

Year	GP/GS	PPG	RPG	APG	FG%	3FG%	FT%
2024-25	26/21	14.8	2.9	1.6	.431	.354	.727
Season Highs	Pts: 25	Reb: 10	Ast: 4	Min: 52:16			
Career Highs	Pts: 26	Reb: 10	Ast: 4	Min: 52:16			



1

NAITHAN GEORGE (NAY-thun or NATE)**Guard • 6-3 • 185 • Sophomore • Toronto, Ontario**

Year	GP/GS	PPG	RPG	APG	FG%	3FG%	FT%
2024-25	29/29	12.6	4.0	6.4	.399	.333	.818
Season Highs	Pts: 28	Reb: 8	Ast: 12	Min: 55:00			
Career Highs	Pts: 28	Reb: 8	Ast: 12	Min: 55:00			



2

JAVIAN MCCOLLUM (JAY-vee-un)**Guard • 6-2 • 175 • Senior • Fort Myers, Fla.**

Year	GP/GS	PPG	RPG	APG	FG%	3FG%	FT%
2024-25	19/11	12.2	2.7	3.4	.435	.363	.865
Season Highs	Pts: 21	Reb: 5	Ast: 6	Min: 37:59			
Career Highs	Pts: 30	Reb: 7	Ast: 9	Min: 38			



3

JAEDEN MUSTAF (JAY-dun MOO-stoff)**Guard • 6-5 • 210 • Freshman • Bowie, Md.**

Year	GP/GS	PPG	RPG	APG	FG%	3FG%	FT%
2024-25	21/7	8.5	3.0	1.7	.408	.391	.687
Season Highs	Pts: 18	Reb: 8	Ast: 6	Min: 34:04			
Career Highs	Pts: 18	Reb: 8	Ast: 6	Min: 34:04			



9

LUKE O'BRIEN**Forward • 6-8 • 225 • Grad. Senior • Littleton, Colo.**

Year	GP/GS	PPG	RPG	APG	FG%	3FG%	FT%
2024-25	10/6	6.4	4.4	0.6	.471	.321	.778
Season Highs	Pts: 15	Reb: 10	Ast: 1	Min: 27:35			
Career Highs	Pts: 18	Reb: 14	Ast: 4	Min: 36			



10

DARRION SUTTON (DARE-ee-on)**Forward • 6-8 • 205 • Freshman • St. Louis, Mo.**

Year	GP/GS	PPG	RPG	APG	FG%	3FG%	FT%
2024-25	13/1	1.1	1.5	0.4	.188	.000	.667
Season Highs	Pts: 4	Reb: 4	Blk: 2	Min: 33:36			
Career Highs	Pts: 4	Reb: 4	Blk: 2	Min: 33:36			



11

BAYE NDONGO (BYE NDON-go)**Forward • 6-9 • 240 • Sophomore • Mboro, Senegal**

Year	GP/GS	PPG	RPG	BPG	FG%	3FG%	FT%
2024-25	29/29	.536	.389	1.0	.536	.389	.638
Season Highs	Pts: 29	Reb: 17	Blk: 3	Min: 52:23			
Career Highs	Pts: 29	Reb: 19	Blk: 4	Min: 52:23			



12

RYAN MUTOMBO (moo-TOM-bo)**Center • 7-2 • 255 • Grad. Senior • Atlanta, Ga.**

Year	GP/GS	PPG	RPG	BPG	FG%	3FG%	FT%
2024-25	14/7	2.3	2.7	0.6	.455	.000	.400
Season Highs	Pts: 10	Reb: 7	Blk: 2	Min: 21:33			
Career Highs	Pts: 15	Reb: 11	Blk: 4	Min: 21:33			



14

KOWACIE REEVES, JR. (ko-WAY-see)**Forward • 6-7 • 205 • Senior • Macon, Ga.**

Year	GP/GS	PPG	RPG	APG	FG%	3FG%	FT%
2024-25	6/6	9.3	2.5	1.0	.386	.281	.600
Season Highs	Pts: 17	Reb: 7	Ast: 3	Min: 32:30			
Career Highs	Pts: 21	Reb: 10	Ast: 3	Min: 42:46			



30

IBRAHIM SQUARE (EE-bruh-heem SWAR-ay)**Forward • 6-9 • 225 • RS-Sophomore • Conakry, Guinea**

Year	GP/GS	PPG	RPG	BPG	FG%	3FG%	FT%
2024-25	26/12	2.6	3.5	0.5	.612	.000	.267
Season Highs	Pts: 9	Reb: 12	Blk: 4	Min: 42:30			
Career Highs	Pts: 9	Reb: 12	Blk: 4	Min: 42:30			



31

DUNCAN POWELL**Forward • 6-8 • 235 • RS-Junior • Dallas, Texas**

Year	GP/GS	PPG	RPG	APG	FG%	3FG%	FT%
2024-25	28/8	11.6	5.4	0.8	.444	.369	.696
Season Highs	Pts: 26	Reb: 12	Ast: 2	Min: 48:39			
Career Highs	Pts: 26	Reb: 15	Ast: 10	Min: 48:39			



45

DORYAN ONWUCHEKWA (DORIAN ON-wu-CHECK-wuh)**Center • 6-11 • 240 • Freshman • Dallas, Texas**

Year	GP/GS	PPG	RPG	BPG	FG%	3FG%	FT%
2024-25	10/8	3.5	4.9	0.6	.333	.167	.200
Season Highs	Pts: 7	Reb: 11	Blk: 2	Min: 27:03			
Career Highs	Pts: 7	Reb: 11	Blk: 2	Min: 27:03			

Notes

- Remains Tech's top scorer despite missing 3 ACC games (wrist), No. 9 in ACC in 3pt FG per game (2.15)
- Averaging 14.3 ppg vs. ACC, 39.4% FG, 30.5% 3pt FG, 69.4% FT, 36.5 min per game
- Scored 20+ 8 times this season (5X vs. ACC teams), 20 games in double figures (1,273 career pts)
- Did not play in 2023-24 due to injury, elected to red-shirt and return in 2024-25

Notes • Candidate for All-ACC / ACC Most Improved Player

- No. 1 in the ACC, No. 12 in NCAA in assist average; No. 7 in ACC in assist/turnover ratio (2.31-1)
- Double figures in 14 of last 16 games, including 20+ in 4 straight (Clemson, Virginia, Stanford, Cal)
- Averaging team-high 14.1 ppg, 6.4 apg vs. ACC (40.9% FG, 34.7% 3pt FG, 79.5%)
- His 322 assists over his first 2 seasons are most since Jarrett Jack (398 from 2002-04)

Notes

- Missed 4 games in Nov/Dec (concussion), missed 2nd half at Clemson + last 6 games (head)
- 15.1 ppg over 10-game stretch before Clemson, 4 games of 20+ pts (35.7% 3pt FG, 29-33 FT, 39 ast, 18 stl)
- Vs. ACC: 13.9 ppg, 4.0 apg, 42.9% FG, 33.3% 3pt FG, 85.7% FT (21 pts vs. ND, 20 vs. BC, SMU, FSU)
- Transfer from Oklahoma, No. 31 in ESPN's transfer portal ranking, No. 2 among transfers into ACC (247Sports)

Notes

- Returned after 6-game absence (foot) to play 120 total minutes and score 34 pts in last 5 games
- 7 games w/ double-digit points this season, scored 12 pts vs. Clemson (1/14), 13 vs. NC State
- Started 7 games - 25 mpg, 8.4 ppg, 44.9% FG, 3-6 3pt FG
- Overtime Elite product ranked No. 58 nationally and No. 7 at his position

Notes

- Started 6 of 10 games played, played 1 ACC game; missed last 18 with toe injury (last played 12/18 vs. UMBC)
- Solid rotation player who is No. 3 on team in FG%, season-high 10 rebs vs. West Ga., 15 pts vs. North Fla.
- Transfer from Colorado, where he played with 3 2024 NBA draft picks; key rotation player/part-time starter
- Played in 111 games (29 starts) over 4 seasons, career-best 6.7 ppg, 3.8 rpg, 37.6% 3FG in 2023-24

Notes

- Played in just 13 games, but averaged 16.6 minutes over last 6 (6 total points, 11 rebounds)
- Played in opener vs West GA, then missed 8 with inj; returned to action vs. Northwestern
- Overtime Elite product ranked No. 98 nationally and No. 24 at his position
- Averaged 10.6 ppg, 8.2 rpg, 3.5 apg in 17 games for Team RWE, advancing to OTE championship series

Notes • Candidate for All-ACC / All-Defensive Team

- 7 double-doubles in last 8 games (incl. last 5 straight); 17.9 ppg, 13.4 rpg, 56.7% FG, 15 blocks, 7 steals
- 10+ points in 23 games this season, double-doubles in 11 (9 in ACC games)
- Tech's No. 2 scorer and top rebounder, 4th in ACC in rebounds per game, top 5 in off reb & def reb per game
- Vs. ACC: 14.1 ppg (3rd on team), 10.3 rpg (3rd in ACC), 53.9% FG (3rd ACC), team-high 22 blks & 20 stls

Notes

- DNP 1st 9 games, played in 12 games since, led Tech in rebounds 3 games
- Scored 16 points with 14 rebounds in 1st 2 games played (Northwestern/UMBC); 1.6 ppg/2.4 rpg since
- Graduate transfer from Georgetown; son of late Hoya and NBA star Dikembe Mutombo
- Played in 54 games, making 1 start, for the Hoyas over 3 years; averaged 3.3 ppg, 2.3 rpg

Notes

- Started all 38 games at Tech until missing the last 23 games with a foot injury (last played 11/27 vs. Ch.So.)
- Double-figure points in first 3 games this season (13 last season), 9 total points, 3 rebounds last 3 games
- Led team in 3pt pct. (38.3), No. 2 in FT pct. (84.0) in 2023-24
- Averaged 9.2 ppg, 3.7 rpg, 40.7% FG, 41.3% 3pt FG in ACC games

Notes

- Power forward prospect from Guinea who redshirted in 2023-24, played all 18 ACC games (21.3 mpg)
- Started last 12 games, playing 24.8 mpg, 3.3 ppg, 4.4 rpg, 6 blocks
- Scored season-highs of 9 pts with 12 reb in 42:30 in 3-OT win at Clemson
- Attended Canyon International Academy, where he was a teammate of Naithan George in 2022-23

Notes • Candidate for ACC Sixth Man of the Year

- Transfer from Sacramento State, played in 28 games, started last 6 (16.5 ppg, 5.2 rpg, 39.5% 3pt FG, 15-17 FT)
- Last 10 games - team-high 17.0 ppg, 5.1 rpg, 46.4% FG, 41.0% 3pt FG, 72.5% FT
- Since 12/31 vs. ND, has 12 double-digit games (23 vs. VT, 20 vs. FSU, 21 vs. ND, 26 at Pitt, 23 vs. NC State)
- Vs. ACC: team-high 14.6 ppg, 5.3 rpg, 44.0% FG, team-high 38.7% 3pt FG, 72.7% FT

Notes

- Played in 10 games, started 8 (3.5 ppg, 5.1 rpg, 11-33 FG); has not played since Dec. 15 (personal)
- 3-star prospect from Faith Family Academy in Dallas; No. 112 nationally (247Sports Comp) and No. 17 center
- Helped Faith Family Academy to a 118-24 record over 4 years with 3 UIL 4A state titles
- Earned all-state honors as a senior, all-Dallas Metro team in 2023 and 2024