



GEORGIA TECH BASKETBALL 2024-25

ACC Champions 1985, 1990, 1993, 2021 • Final Four 1990, 2004 • 17 NCAA Tournament appearances

2024-25 Schedule/Results

Date	Opponent	TV	Time
N6	WEST GEORGIA	ACCNX	W, 85-62
N10	NORTH FLORIDA	ACCNX	L, 93-105
N12	TEXAS SOUTHERN	ACCNX	W, 81-62
N15	GEORGIA	ACCNX	L, 69-77
N23	CINCINNATI (18/16)	ACCNX	L, 58-81
N27	CHARLESTON SOUTHERN	ACCNX	W, 91-67
N30	CENTRAL ARKANSAS	ACCNX	W, 87-68
D3	at Oklahoma* (21/21)	ESPNU	L, 61-76
D7	at North Carolina (20/22)	ACC Network	L, 65-68
D15	vs. Northwestern+	B1G Network	L, 60-71
D18	UMBC	ACCNX	W, 91-82
D21	DUKE (5/5)	ACC Network	L, 56-82
D28	ALABAMA A&M	ACC Network	W, 92-49
D31	NOTRE DAME	ACC Network	W, 86-75
J4	BOSTON COLLEGE	ESPNU	W, 85-64
J7	at Syracuse	ACC Network	L, 55-62
J11	at SMU	ESPN2	L, 71-93
J14	CLEMSON (rv)	ACC Network	L, 59-70
J18	at Florida State	ESPNU	L, 78-91
J22	VIRGINIA TECH	ESPNU	W, 71-64
J28	at Notre Dame	ACC Network	L, 68-71
F1	LOUISVILLE (21/22)	The CW	W, 77-70
F4	at Clemson (rv/21)	ACC Network	W, 89-86 (3ot)
F8	at Virginia	The CW	L, 61-75
F12	STANFORD	ACC Network	W, 60-52
F15	CALIFORNIA	ACC Network	W, 90-88 (ot)
F22	at Boston College	ACC Network	L, 54-69
F25	at Pittsburgh	ACC Network	W, 73-67
M1	NC STATE	ACC Network	W, 87-62
M4	MIAMI	ACC Network	W, 89-74
M8	at Wake Forest	The CW	L, 43-69
M12	vs. Virginia%	ESPN2	W, 66-60
M13	vs. Duke% (1/1)	ESPN	L, 70-78
M18	JACKSONVILLE STATE^	ESPN2	L, 64-81

*SEC/ACC Challenge; +MKE Tip-Off (Fiserv Forum, Milwaukee, Wis.); %ACC Tournament (Charlotte, N.C.); ^National Invitation Tournament
All times Eastern; home games in ALL CAPS

RADIO: Georgia Tech Sports Network by Legends Sports

Announcers	Andy Demetra, Randy Waters
Producer/Engineer	Isiah Stewart
Network station in Atlanta	680 AM / 93.7 FM
Satellite Radio	n/a
Online	GT Gameday App, Ramblinwreck.com
Tuneln	buzz.gt/LiveTuneln

Television n/a

Announcers	n/a
------------	-----

Communications

GTMBB contact	Mike Stamus
Phone	404-218-9723 (cell)
E-mail	mstamus@athletics.gatech.edu

Social Media: #StingEm

Official Twitter	@GTMBB
Facebook	gtmensbasketball
Instagram	gtmensbasketball

GEORGIA TECH (17-16, 10-10 ACC/8th place) Final Season Update

Tech Returns to Post-Season

Returning to the post-season for the first time in four years, Georgia Tech received a bid to the National Invitation Tournament after winning 17 games during the regular season.

Tech won six of its last eight regular season games to finish eighth in the Atlantic Coast Conference, earning a first-round bye for the first time since 2021. The Yellow Jackets went 8-5 after the calendar turned to February, including wins over two of the top three teams in the ACC standings, Louisville (77-70) and Clemson (89-86 in 3 overtimes). The Yellow Jackets split their two games in the ACC Tournament, defeating Virginia (66-60) in the second round before falling to No. 1 Duke (78-70) in the quarterfinals.

2024-25 Storylines

- Georgia Tech finished the regular season in 8th place in the ACC standings, four slots ahead of the media's pre-season projections, and has finished ahead of the pre-season projection eight of the last nine years.

- Tech earned a first-round bye in the ACC Tournament for the first time since 2021, when the Yellow Jackets won their fourth ACC championship. It is the Yellow Jackets' second top-9 seed since the ACC expanded to 15 teams ahead of the 2013-14 season.

- Tech earned its most conference wins since 2020-21 (11-6) and had a .500 or better record in league play for the first time since then.

PROGRAM INFORMATION

Home venue	McCamish Pavilion, Atlanta, Ga.
Record at home	145-81 (12 seasons)
All-time record	1,468-1,340
NCAA appearances	17
NIT appearances	10
ACC Championships	4 (1985, 1990, 1993, 2021)

GEORGIA TECH YELLOW JACKETS

Rankings (AP/Coaches/KenPom/NET) nr nr 103 109	
Record breakdown	14-5 home 2-9 road 1-2 neutral
Head coach	Damon Stoudamire (Arizona, 1995)
Career record/at GT	102-112 (7th yr) 31-35 (2nd yr)
Stoudamire vs. JSU	0-0
Next game	

ROSTER AT-A-GLANCE (#indicates last-game starter)

1	Naithan George#	G.....6-3.....185.....So..... Toronto, Ontario.....12.3 ppg....6.5 apg
		> HM All-ACC; No. 1 in ACC apg (No. 11 NCAA); 13.5 ppg, 6.5 apg in ACC games; played all 80 min in ACC T
2	Javian McCollum	G.....6-2.....175.....Sr..... Fort Myers, Fla.11.9 ppg....3.6 apg
		> Transfer from Okla.; missed 14 gms (inj); 12.9 ppg, 3.7 apg, 43% FG, 34.5% 3pt FG, 85.7% FT vs. ACC
3	Jaeden Mustaf#	G.....6-5.....210.....Fr..... Bowie, Md.8.3 ppg....3.1 rpg
		> 4-star prospect; missed 8 games (inj); 6.9 ppg, 2.3 rpg, 1.1 apg vs. ACC
12	Ryan Mutombo	C.....7-2.....255.....Gr..... Atlanta, Ga.2.3 ppg....2.5 rpg
		> Transfer from Georgetown; played in 11 ACC games (36.8% FG, 4 blocks)
11	Baye Ndongo#	F.....6-9.....240.....So..... Mboro, Senegal13.4 ppg....8.9 rpg
		> 3rd-team All-ACC; averaged double-double in ACC games (14.4 ppg, 10.2 rpg); 4th in rpg, 3rd in FG%
35	Emmer Nichols	F.....6-6.....223.....r-So..... Woodside, Calif.0.8 ppg....0.3 rpg
		> Non-scholarship player in 3rd year in the program, redshirted in 2022-23, played 6 games this season
9	Luke O'Brien	F.....6-8.....225.....Gr..... Littleton, Colo.6.4 ppg....4.4 rpg
		> Transfer from Colorado; 47.1% FG, 32.1% 3pt FG this season; missed last 21 games (toe)
45	Doryan Onwuchekwa	C.....6-11.....240.....Fr..... Dallas, Texas3.5 ppg....4.9 rpg
		> 3-star center prospect; started 8 games (3.5 ppg, 5.1 rpg); did not play after Dec. 15 (personal)
31	Duncan Powell#	F.....6-8.....235.....r-Jr..... Dallas, Texas12.2 ppg....5.4 rpg
		> ACC Top 6th Man runner-up; started last 11 games; 2nd-team ACC all-tournament (23.4 ppg, 4.5 rpg)
14	Kowacie Reeves, Jr.	G.....6-7.....205.....Sr..... Macon, Ga.9.3 ppg....2.5 rpg
		> Started all 32 games in 2023-24 & 1st 6 this season before sustaining foot injury, missed last 28 games
33	Marcos San Miguel	G.....6-4.....203.....So..... Smyrna, Ga.0.8 ppg....0.0 rpg
		> Non-scholarship player in 2nd year in the program, played in 5 games this season
30	Ibrahim Souare	F.....6-9.....225.....r-Fr..... Conakry, Guinea2.8 ppg....3.6 rpg
		> Red-shirted in 2023-24; started 14 straight games before ACC T (3.9 ppg, 5.0 rpg, 57.1% FG, 9 blocks)
10	Darrion Sutton	F.....6-8.....205.....Fr..... St. Louis, Mo.1.4 ppg....1.6 rpg
		> 4-star prospect; played in 18 games (11 ACC), avg >15 minutes last 11 games, 16 total pts, 21 reb
0	Lance Terry#	G.....6-3.....200.....r-Sr..... College Park, Ga.14.5 ppg....3.2 rpg
		> 10+ pts in 21 games, 20+ in 9; 14.6 ppg, 40.1% FG, 31.6% 3pt FG vs. ACC; played all 80 min in ACC T
32	Dyllan Thompson	G/F.....6-7.....215.....Fr..... Sugar Land, Texas--.....--
		> Non-scholarship prospect in 1st year at Tech; multi-sport standout, all-state in basketball

TECH NOTEBOOK

Georgia Tech Quick Facts

Official Name: Georgia Institute of Technology
Location: Atlanta, Ga.
Enrollment: 47,946
Founded: 1885
Colors: Old Gold and White
Nickname: Yellow Jackets, Ramblin' Wreck
Mascot: Buzz (Yellow Jacket)
Fight Songs: Ramblin' Wreck, White and Gold
Conference: Atlantic Coast (ACC)
Home Arena: McCamish Pavilion (capacity 8,600)
President: Dr. Angel Cabrera
Director of Athletics: J Batt
Faculty Rep. for Athletics: Dr. Jenna Jordan
Head Coach: Damon Stoudamire (Arizona, 1995) Record at Tech: 17-17 (2nd season) Overall: 102-112 (7th season) ACC Regular Season: 17-23 ACC Tournament: 1-1 NCAA Tournament: 0-0
Associate Head Coach: Karl Hobbs (Connecticut, 1984), 2nd season
Assistant Coach: B.J. Elder (Georgia Tech, 2014), 6th season
Assistant Coach: Pershin Williams (North Florida, 2005), 2nd season
Assistant Coach: Nate Babcock (Wisconsin-Eau Claire, 2009), 2nd season
Assistant Coach: Bonzi Wells (Ball State, 1998), 2nd season
Quality Control Specialist: Greg Gary (Tulane, 1992), 1st season
Director of Player Personnel: Matt Holt (Northeastern, 2011), 2nd season
Director of Scouting: Hayden Sheridan (Arizona, 2016), 7th season
Assistant Director of Operations: Taylor Ann Hendricks (Iowa State, 2020), 3rd season
Special Assistant to the Head Coach: James Forrest (Georgia Tech, 1995), 1st season
Associate Director of Sports Medicine: Richard Stewart (Salisbury, 2005), 18th season
Director of Strength and Conditioning: Justin Landry (Cal State East Bay, 2012), 2nd season
Recruiting and Operations Coordinator: Jake Albutus (Western Michigan, 2020), 2nd season

Basketball History

110th season: 1st game, Feb. 17, 1906 vs. Auburn
All-time Record: 1,468-1,340!
Winning/Losing/500 Seasons: 55 / 50 / 5
NCAA Appearances (17): 23-17 record 1960, 1985, 1986, 1987, 1988, 1989, 1990, 1991, 1992, 1993, 1996, 2001, 2004, 2005, 2007, 2010, 2021
Final Fours (2): 1990, 2004
NIT Appearances (10): 114-10 record 1970, 1971, 1984, 1994, 1998, 1999, 2003, 2016, 2017, 2025
ACC Championships (4): 1985, 1990, 1993, 2021
ACC Regular-Season Titles (2): 1985 (tie), 1996
ACC Regular-Season Record (46th season): 304-446!
ACC Tournament Record: 30-41
SEC Championships (1): 1938
SEC Regular-Season Titles (1): 1937
SEC Regular-Season Record (1932-64): 201-207
Metro Conference Regular-Season Record (1975-78): 9-10
Metro Conference Tournament Record: 4-3
Record at McCamish Pavilion: 145-81! (13 seasons)
Record at Alexander Memorial Coliseum: 556-194 (55 seasons, 1956-2011)
Record at State Farm Arena: 8-12
Record at Gas South Arena: 4-1
Record at Georgia Dome: 9-5
All-Time Head Coaches: 14
ACC Head Coaches: 5
All-America Selections: 14 (12 players)
Consensus All-Americans: 2
First-Team All-Americans: 5
National Players of the Year: 1
All-ACC Selections: 58 times (35 players)
ACC Players of the Year: 2
ACC Rookies of the Year: 11
ACC Coaches of the Year: 5 (3 coaches)
ACC Tournament MVPs: 4
ACC All-Freshman Team: 15

! On-court record (Georgia Tech had 22 wins and one loss during the 2016-17 and 2017-18 seasons vacated by the NCAA's Committee on Infractions.)

• **Baye Ndongo** was named third-team All-Atlantic Coast Conference, while **Naithan George** earned honorable mention. **Duncan Powell** was runner-up for the ACC's Sixth Man Award, and made the ACC all-tournament second team. George was fourth in the voting for the ACC's Most Improved Player Award.

• Tech finished the regular season 14-5 on its home court after beginning the season 2-3, and 8-2 in ACC games, having clinched its first winning home conference record since the 2020-21 season, when the Jackets were 8-1.

• This Tech team was the seventh in program history to win 14 or more games at home in a regular season, and the first since the 2016-17 season, when the Jackets were 17-4 (including two home games in the NIT).

• Tech won its last 6 ACC games at home, the first time the Jackets have won 6 conference games in a row since late in the 2019-20 season, when they won their final 7 ACC home games.

• Tech was 2-5 vs. top-25 teams in 2024-25 (including a win over Clemson, which was No. 21 in the coaches poll but unranked in AP at the time), and 5-6 under Damon Stoudamire.

• Tech, which stood 2-6 in the ACC at one point, won 8 of its last 13 dating back to its Feb. 1 win over Louisville.

• Tech won its first ACC Tournament game since its run to the 2021 championship.

• Tech's 17 wins matched the most for the program in a season since 2015-16, when the Yellow Jackets went 21-15 (Tech also won 21 games in 2016-17 though all those wins were vacated by the NCAA). Tech won 17 games in 2019-20 and 2020-21.

• Tech was the only ACC team to defeat both Clemson and Louisville, the teams tied for 2nd place in the standings, during the regular season. The Jackets stopped a 10-game winning streak by Louisville, who then won its next 11 games before falling to Duke in the ACC Championship game. Tech ended a 6-game win streak by Clemson, who responded by defeating Duke and North Carolina and won its next 9 in a row before falling to Louisville in the ACC Tournament semifinals.

ACC Tournament Recap

Georgia Tech won its first ACC Tournament game and advanced to the quarterfinals for the first time in four years before being eliminated by top-seeded Duke in a close game.

Duncan Powell scored 21 points, **Baye Ndongo** registered his ninth double-double in the last 11 games and **Naithan George** nearly recorded a triple-double, leading 8th-seeded Georgia Tech to a 66-60 win over No. 9 seed Virginia in the second round. The win was the Yellow Jackets' first over UVA since Jan. 9, 2016, snapping a nine-year, 13-game losing skid against the Cavaliers.

In the quarterfinals, Tech raced out to a 14-point lead in the first half, but top-seeded and No. 1-ranked Duke rallied to defeat the eighth-seeded Yellow Jackets, 78-70.

The Yellow Jackets dominated the action early in the game, making 10 of their first 21 shots while holding Duke to just six makes on 23 attempts, and Baye Ndongo's tip-in with 5:02 to go in the first half gave the Jackets a commanding 26-12 lead.

Tech led by five at the half (31-26), but Duke opened the second period with a 12-0 run to take a 38-31 advantage. Duke stretched its lead to as many as 11 points, but the Yellow Jackets hung tough and cut the deficit to six on three occasions in the final 90 seconds before succumbing to the top-ranked Blue Devils.

Tech Bytes

• Tech set an all-time record for most 20-point games in one season, recording 29 in 2024-25 (9 by **Lance Terry**, 7 by **Duncan Powell**, 5 by **Naithan George**, 4 by **Baye Ndongo**, 4 by **Javian McCollum**). It beat the 27 recorded by the 2020-21 team which had ACC Player of the Year Moses Wright (10), Jose Alvarado (8), Michael Devoe (8) and Jordan Usher (1).

TECH NOTEBOOK

Tech's Record

	2024-25	2023-24
At home	14-6	8-7
On the road	2-9	4-9
At neutral sites	1-2	2-2
Vs. top-10 opponents	0-2	2-0
Vs. top-25 opponents	2-5	3-1
Vs. teams over .500	7-13	10-13
Vs. teams below .500	10-4	2-4
Vs. teams at .500	-	2-1
While in the top 25	-	0-0
In November	4-3	3-2
In December	3-4	5-2
In January	2-5	2-7
In February	5-2	2-5
In March/April	3-3	2-2
Wearing white uniforms	10-4	7-6
Wearing gold uniforms	4-6	3-6
Wearing navy uniforms	1-3	2-2
Wearing gray uniforms	1-4	2-3
Wearing HBE uniforms	1-0	0-1
Game is decided by 5 pts./fewer or OT	2-2	10-4
Game is decided by 10/fewer or OT	8-5	12-10
Leading at the half	14-3	10-4
Trailing at the half	2-14	3-13
Tied at the half	1-0	1-1
Leading with 5:00 to play	15-1	11-0
Trailing with 5:00 to play	1-16	3-18
Tied with 5:00 to play	1-0	0-0
In overtime games	-	1-1
After a bye in the ACC schedule	0-2	1-0
Tech scores 100 or more points	-	0-0
Tech scores 70 or more points	15-4	12-6
Tech scores fewer than 70 points	2-13	2-12
Opponent scores 100 or more points	0-1	0-0
Opponent scores 70 or more	6-13	7-17
Opponent scores fewer than 70	11-4	7-1
Opponent scores fewer than 50	-	0-0
Tech shoots 50 pct. or better	7-0	3-3
Opponent shoots 50 pct. or better	2-6	1-6
Opponent shoots under 40 pct.	11-5	7-4
Tech has a higher FG% than opponent	16-2	12-4
Tech has a lower FG% than opponent	0-15	1-14
FG percentage is even	-	0-0
Tech has more 3-point FGs	6-4	10-4
Tech has fewer 3-point FGs	9-10	4-10
3-point FGs are even	2-2	0-3
Tech attempts more FT than opponent	11-6	6-9
Tech attempts fewer FT than opponent	5-8	7-9
Free throw attempts are even	0-2	1-0
Tech outrebounds opponent	14-4	11-7
Opponent outrebounds Tech	3-12	2-10
Rebounds are even	0-1	1-1
Tech has fewer turnovers than opponent	8-4	3-7
Tech has more turnovers than opponent	8-10	11-11
Turnovers are even	1-3	0-0
Tech has more assists than turnovers	11-7	8-10
Committing more fouls	4-10	6-10
Committing fewer fouls	10-6	6-8
Fouls are even	3-1	2-0
4/more Jackets score in double figures	13-3	5-2
A Jacket scores 20 or more	13-8	11-8
A Jacket scores 30 or more	-	0-1
Scoring more bench points	9-8	7-11
Scoring fewer bench points	8-9	5-7
Bench scoring is even	-	1-0

• Dating back to Tech's triple-overtime win at Clemson on Feb. 4, 11 players played every minute of the game, 5 of those in the ACC Tournament.

• Tech utilized 10 different starting lineups in 2024-25, mostly as a result of injury. Twelve different players have started a game for Tech this season, 11 different players have started an ACC game.

• Tech played with 8 scholarship players in each of its last 11 games after **Javian McCollum** was injured Feb. 4 at Clemson, and its playing rotation was 6 or 7 for most of its last 16 games dating back to Jan. 14 vs. Clemson, when **Lance Terry** missed the first of his 3 games. The Jackets beat Louisville with only 6 players, and defeated Virginia in its first ACC Tournament game with 7. Tech's bench played a total of less than 19 minutes against the Cavaliers, and 18 against Duke.

• Sophomores **Baye Ndongo** and **Naithan George** were the only Yellow Jackets to have appeared in every game in 2024-25. George, Ndongo and **Lance Terry** were the only players have started more than 14 games. Those three, plus **Duncan Powell** and **Ibrahim Souare**, were the only Tech players to see action in 30 or more games.

• **Ndongo** has started 63 consecutive games, **George** 62, dating back to the 2023-24 season.

• Tech rotation players missed a total of 78 games this season because of injury or illness. **Kowacie Reeves, Jr.**, missed the last 28 games (foot injury), while **Luke O'Brien** missed the last 23 games (toe) and 24 altogether. **Jaeden Mustaf** had missed 6 straight (foot) before returning vs. Stanford, and **Lance Terry** missed 3 of the last 16 (hand/illness). Javian McCollum missed 4 games earlier in December with a concussion, and missed another 10 to a head injury before returning for Tech's NIT game. Reeves did not play in an ACC game this season, while O'Brien played in only one.

Player Notes

• **Baye Ndongo** posted 9 double-doubles in Tech's last 13 games and had 3 games in which he scored 20 points with 10 rebounds.

• **Ndongo** finished the regular season averaging a double-double in ACC games (14.4 ppg, 10.2 rpg), joining Eddie Lampkin of Syracuse as the only players to do so. Ndongo was the first Tech player to average a double-double in ACC games since Alvin Jones in 2000-21 and only the third Yellow Jacket to do so (Malcolm Mackey did it in 1990-91 and 1992-93).

• Only Maxime Reynaud of Stanford (13) and Eddie Lampkin, Jr. (11) had as many or more double-doubles against ACC teams this season than did **Ndongo** (11).

• **Naithan George** posted four double-doubles in points and assists and one in points and rebounds (13/10 vs. Virginia in the ACC Tournament), and had five games of 10 or more assists.

• **George** led the ACC in assist average in all games (6.5) and in ACC games only (6.5), the first Tech player since Drew Barry in 1995-96 to lead the conference.

• **George** led the ACC in minutes per game in conference games (37.8), and ranks No. 2 in all games (35.6). He played the full 40 minutes against Stanford, Pittsburgh and Virginia, and all 55 minutes of Tech's 3-overtime win at Clemson. He also played all but 3 seconds in Tech's overtime win vs. California.

• **George** ranked No. 58 nationally in KenPom.com's measurement of usage (he played 87.5% of available minutes) for the full season, and was the court for 92.2% of Tech's possessions in ACC games (No. 1).

• **Duncan Powell** scored 20 or more points 7 times over his last 16 games dating back to Jan. 18 at Florida State. He was the runner-up for the ACC's Sixth Man of the Year award.

• **Powell** scored in double digits in 14 of those 16 games. He tallied 21 vs. Virginia and 24 vs. Duke in the ACC Tournament, earning him a spot on the ACC all-tournament second team.

• **Powell** made 6 3-point field goals in a game, most for any Yellow Jacket this year, twice in 2024-25 - against Duke in

Just Georgia Tech, please...

The Georgia Institute of Technology is the official title, but Georgia Tech will work fine, or just Tech (unless you're in Virginia or Texas). We would appreciate it if you would use our name in those ways. Georgia Tech University is incorrect. Thank you.

Georgia Tech By the Numbers

1	SEC Championships
1	NCAA Post-Graduate Scholar
1	Naismith Award winner
2	Final Four appearances
2	ACC regular-season titles
2	ACC Players of the Year
2	National Freshmen of the Year
3	Years a Member of the Metro Conference
4	ACC Championships
5	First-team All-America players
6	Jersey numbers retired
6	Academic All-Americans
7	NCAA Sweet 16 appearances
8	Wins over teams ranked No. 1
8	NBA lottery picks
12	ACC Rookie of the Year honorees
14	Head coaches in program history
17	NCAA Tournament berths
19	NBA first-round draft picks
25	Total post-season berths (NCAA and NIT)
32	Years a Member of the SEC
45	Years a Member of the ACC
47	Players taken in the NBA Draft
51	Players selected All-ACC (1st/2nd/3rd team)
228	Weeks ranked in either AP or Coaches Poll

Head Coaches Who Played in NBA

In NCAA Division I

Coach	School
Steve Alford	Nevada
Speedy Claxton	Hofstra
Hubert Davis	North Carolina
Johnny Dawkins	Central Florida
Bryce Drew	Grand Canyon
Kim English	Providence
Penny Hardaway	Memphis
Fred Hoiberg	Nebraska
Bobby Hurley	Arizona State
Mark Madsen	California
Cuonzo Martin	Missouri State
Mark Pope	Kentucky
Roger Powell Jr.	Valparaiso
Damon Stoudamire	Georgia Tech
Rod Strickland	Long Island
Reggie Theus	Bethune-Cookman
Darrell Walker	Little Rock
Mo Williams	Jackson State
Mike Woodson	Indiana

TECH NOTEBOOK

Tech Highs and Lows Under Damon Stoudamire

Longest winning streak: 4 games (2023-24)
Longest ACC winning streak: 3 games (2023-24, 2024-25)
Longest ACC home winning streak: 5 games (2024-25)
Longest losing streak: 5 games (2023-24)
Longest ACC losing streak: 4 games (2023-24, 2024-25)
Most points scored in a game: 93 vs. Clemson, 1/16/2024; vs. North Florida, 11/10/2024
Most points scored in a game (regulation): 93 vs. North Florida, 11/10/2024
Most points scored - ACC game: 93 vs. Clemson, 1/16/2024
Fewest points scored in a game: 43 at Wake Forest, 3/8/2025
Fewest points scored - ACC game: 43 at Wake Forest, 3/8/2025
Most points allowed in a game: 105 vs. North Florida, 11/10/2024
Most points allowed in a game (regulation): 105 vs. North Florida, 11/10/2024
Most points allowed - ACC game: 95 vs. Boston College, 1/6/2024
Fewest points allowed in a game: 49 vs. Alabama A&M, 12/9/2023; Alabama A&M, 12/29/2024
Fewest points allowed - ACC game: 52 vs. Stanford, 2/12/2025
Largest margin of victory: 43 vs. Alabama A&M (92-49), 12/28/2024
Largest margin of victory - ACC game: 25 vs. NC State (87-62), 3/1/2025
Largest margin of victory - road game: 6 at Pittsburgh (73-67), 2/25/25
Largest margin of victory - ACC road game: 6 at Pittsburgh (73-67), 2/25/25
Largest losing margin: 35 at Cincinnati (89-54), 11/22/23
Largest losing margin at home: 29 vs. Wake Forest (80-51), 2/6/2024
Largest losing margin - ACC game: 29 vs. Wake Forest (80-51), 2/6/2024
Most points allowed in a win: 90 vs. Clemson, 1/16/2024
Most points scored in a loss: 93 vs. North Georgia, 11/10/2024
Fewest points scored in a win: 60 vs. Stanford, 2/12/2025
Fewest points allowed in a loss: 58 vs. Notre Dame, 2/14/2024
Largest lead: 43 points vs. Alabama A&M (2nd half), 12/28/2024
Largest deficit: 41 points vs. Cincinnati (2nd half), 11/22/2023
Largest deficit overcome to win a game: 14 points vs. Howard (2nd half-16:55), 11/9/2023
Largest 2nd-half deficit overcome to win a game: 14 points vs. Howard (16:55), 11/9/2023
Largest deficit overcome to win a road game: 11 points (2nd half 13:14) vs. Massachusetts, 12/21/23
Largest lead given up in a loss: 16 points vs. Boston College (2nd half-19:36), 1/6/2024
Largest 2nd-half lead given up in a loss: 16 points vs. Boston College (2nd half-19:36), 1/6/2024
Highest FG pct.: 58.5 (31-53) vs. Boston College, 1/4/2025
Highest FG pct. - ACC game: 58.5 (31-53) vs. Boston College, 1/4/2025
Lowest FG pct.: 28.5 (17-60) vs. Wake Forest, 2/6/2024
Lowest FG pct. - ACC game: 28.5 (17-60) vs. Wake Forest, 2/6/2024
Highest 3-pt pct.: 55.0 (11-20) at Duke, 1/13/2024
Highest 3-pt pct. - ACC game: 55.0 (11-20) at Duke, 1/13/2024
Most 3-pt FG: 15 at Clemson, 1/16/2024
Most 3-pt FG - ACC game: 15 at Clemson, 1/16/2024
Lowest 3-pt pct.: 12.5 (3-24) vs. Wake Forest, 2/6/2024
Lowest 3-pt pct. - ACC game: 12.5 (3-24) vs. Wake Forest, 2/6/2024
Highest FG pct. allowed: 56.4 (31-55) vs. Duke, 12/21/2024
Highest FG pct. allowed - ACC game: 56.4 (31-55) vs. Duke, 12/21/2024
Lowest FG pct. allowed: 27.6 (16-59) vs. Alabama A&M, 12/9/2023
Lowest FG pct. allowed - ACC game: 30.3 (20-66) vs. Stanford, 2/12/2025
Highest 3-pt pct. allowed: 52.2 (12-23) vs. Notre Dame, 3/12/2024
Highest 3-pt pct. allowed - ACC game: 52.2 (12-23) vs. Notre Dame, 3/12/2024
Lowest 3-pt pct. allowed: 10.0 (2-20) vs. Alabama A&M, 12/9/2023
Lowest 3-pt pct. allowed - ACC game: 14.3 (3-21) at Clemson, 1/16/2024
Highest FT pct.: 90.5 (19-21) vs. Clemson, 2/21/2024
Highest FT pct. - ACC game: 90.5 (19-21) vs. Clemson, 2/21/2024
Lowest FT pct.: 27.3 (3-11) at Syracuse, 1/7/2025
Most free throws made: 26 vs. Texas Southern, 11/12/2024
Most free throws attempted: 35 vs. Charleston Southern, 11/27/2024
Fewest free throws made: 2 at Wake Forest, 3/5/2024
Most assists: 27 vs. Alabama A&M, 12/28/2024
Most assists - ACC game: 22 at Miami, 2/24/2024; at SMU, 1/11/2025
Fewest assists: 6 vs. Clemson, 2/21/2024
Most turnovers: 22 at SMU, 1/11/2025
Fewest turnovers: 5 at Virginia Tech, 1/27/2024; vs. Central Arkansas, 11/30/2024
Most blocked shots: 10 at Cincinnati, 11/22/2023
Most steals: 13 vs. Alabama A&M, 12/28/2024

GAME NOTES

the ACC Tournament and at Pitt on Feb. 25.

- **Terry** reached double figures in all but 8 games he has played this season and remains the Yellow Jackets' leading scorer overall (14.5 ppg) in ACC games (14.6).

- **Terry** scored 20+ points in 9 games in 2024-25, 6 times in ACC games.

- **Terry** missed 3 games in Tech's last 16 while playing through a wrist injury, but rebounded to average 15.5 over 6 games since missing the Stanford game. That included a stretch of 15 at Boston College, 20 at Pittsburgh, 15 vs. NC State and a career-high 31 vs. Miami.

- Freshman **Jaeden Mustaf** returned to action against Stanford after missing 6 games with a foot injury, averaging 7.0 points while averaging 25 minutes in Tech's last 11 games. Mustaf had 2 double-figure games in that stretch (13 vs. NC State, 12 at Wake Forest), and has twice grabbed a season-high in rebounds (8 vs. Boston College and Virginia).

- **Ibrahim Souare** started Tech's final 14 regular season games after injuries ravaged the Jackets' rotation. The redshirt freshman averaged 24.1 minutes, averaging 3.9 points (57.1% FG) with 5.0 rebounds and 9 blocked shots in that stretch.

- Freshman **Darrion Sutton** averaged better than 15 minutes over Tech's last 11 games after totaling 54 minutes over Tech's first 23 games (of which Sutton appeared in seven). He made his first collegiate start against Stanford, and made two key free throws in the final minute of play.

- Senior guard **Javian McCollum** missed 10 games in February and March games with a head injury after colliding with teammate Ndongo going for a loose ball in Tech's 2/4 game at Clemson game. He returned for Tech's finale in the NIT, playing 22 minutes and scoring 5 points with 7 assists. McCollum had averaged 15.1 points over his 10 games prior to Clemson, scoring 20 in four of those games.

- In ACC games, **McCollum** averaged 12.9 points and 3.7 assists, hitting 43% from the floor, 34.5% from three-point range, 85.7% from the foul line. He also had just 18 turnovers and a team-high 17 steals.

Tech's Missing Persons Unit

Georgia Tech's rotation players have missed a total of 75 games this season because of injury or illness. Kowacie Reeves, Jr., has missed the last 27 games (foot injury), Luke O'Brien missed the last 22 games (toe), Jaeden Mustaf had missed 6 straight (foot) before returning vs. Stanford, and Lance Terry missed 3 of the last 16 (hand/illness). Javian McCollum missed 4 games earlier in December with a concussion, and missed the last 10 due to a head injury. Reeves has not played in an ACC game this season, while O'Brien has played in only one..

Player*	Games/Starts	Games Missed
Javian McCollum	19/11	14
Jaeden Mustaf	17/7	8
Luke O'Brien	10/6	24
Kowacie Reeves, Jr.	6/6	28
Lance Terry	22/17	3

*rotation players only

Baye, George Earn ACC Honors

Georgia Tech's sophomore duo of Baye Ndongo and Naithan George earned Atlantic Coast Conference post-season honors Monday afternoon. Ndongo was named third-team All-ACC, while George earned honorable mention.

Ndongo, from Mboro, Senegal, finished the regular season averaging a double-double (14.4 points per game, 10.2 rebounds per game) against ACC competition, the first Yellow Jackets to do that since 2000-01 and only the third Tech player ever to accomplish that. He ranked second in the ACC in rebound average and third in field goal percentage (54.4%) in conference games. Overall, the 6-9 forward averaged 13.4 points and 8.9 rebounds per game, ranking fourth in the ACC in rebound average and third in field goal percentage (53.6%).

A Make-or-Miss Game

Georgia Tech's offensive rankings vs. the ACC last 8+ seasons (ACC regular season games only)

Year	PPG	FG Pct.	3pt FG Pct.
2024-25	70.9 (12)	.436 (13)	.337 (13)
2023-24	70.2 (12)	.427 (13)	.349 (7)
2022-23	66.8 (13)	.413 (15)	.341 (9)
2021-22	66.0 (12)	.428 (10)	.325 (11)
2020-21	71.8 (6)	.482 (2)	.360 (3)
2019-20	69.9 (9)	.462 (2)	.341 (6)
2018-19	60.7 (15)	.426 (8)	.306 (12)
2017-18	63.6 (14)	.419 (12)	.312 (15)
2016-17	65.1 (14)	.434 (14)	.309 (15)

George, from Toronto, Ontario, became the first Tech player to lead the conference in assist average in nearly 30 years, dishing out 6.5 per game both in all games and ACC games, leading the league in both rankings. The 6-3 point guard was one of only players in the nation to average 12.3 points, 6.5 assists and 4.2 rebounds for the full season. He raised his level of play against conference opposition, averaging 13.5 points, 6.5 rebounds and 4.7 rebounds.

No Sophomore Jinx

Baye Ndongo and Naithan George both earned ACC post-season honors on Monday, underscoring their performances over the past month of their sophomore years in lifting Georgia Tech to its eighth-place finish in the ACC after a 2-6 start.

In Tech's last 13 games, George and Ndongo accounted for nearly half (44%) of the Yellow Jackets' points (403 of 923), and they scored 149 of Tech's 337 field goals and 73 of its 149 free throws.

Ndongo, the 6-9 native of Senegal, became a rebounding and double-double machine since the start of February, reaching double figures in points and rebounds nine times in 13 games, notching career-highs in points against California (26) and then NC State (29), and grabbing 15 or more rebounds against Stanford, Boston College, Pittsburgh and NC State. He scored the game-winning basket in overtime against the Bears on a putback at the final horn.

George, a 6-3 playmaker from Toronto, Ontario, who leads the ACC in assist average, answered his head coach's challenge of becoming more assertive as a scorer as the Yellow Jackets lost three rotation players to injury. He scored in double digits 17 times in Tech's last 21 games, scoring 20 or more four games in a row at one point, while maintaining his excellence as the Jackets' primary playmaker.

"George is a phenomenal passer. His vision is high-level and his passing is high-level. Ndongo is long, he's athletic, he's tough, he's quick. That's a pretty great tandem."

-Cal head coach Mark Madsen

"I've been impressed with how they can attack. George is the guy that kind of stirs everything for them. He does a great job of getting guys involved. Their guards are very aggressive. They're all physical, strong, can get downhill, they shoot the basketball well."

-Pitt head coach Jeff Capel

Lance-Scores-A-Lot

Lance Terry is proving that his decision to sit out the 2023-24 season and play a full season for Damon Stoudamire was justified. The only Tech player remaining from Josh Pastner's last Yellow Jacket team, Terry came back fully healed from a leg injury and has demonstrated the athleticism, basketball savvy and scoring ability Tech missed last season.

The fifth-year senior led the Jackets in scoring in all games (14.5 ppg) and in ACC games (14.6) despite a hand

TECH NOTEBOOK

Tech Team Statistics

Category	2024-25	ACC	NCAA
Scoring offense	73.1	12	199
Scoring defense	72.7	12	202
Scoring margin	+0.4	10	213
Field goal pct.	.439	14	220
Effective FG pct.	.502	14	239
Field goal pct. def.	.421	5	80
3-pt FG pct.	.341	10	171
3-pt FG per game	7.6	11	189
3-pt FG att. per game	22.1	11	199
3-pt FG pct. def.	.351	15	284
3-pt FG allowed per game	8.8	-	-
Free throw pct.	.687	18	285
FT made per game	12.7	15	252
FT attempts per game	18.4	11	222
Rebounds per game	37.1	5	81
Rebound margin	+1.5	9	151
O-Reb per game	10.9	7	154
D-Reb per game	26.2	4	60
Assists per game	14.8	3	93
Assist/TO ratio	1.22	10	150
Turnover margin	-1.1	15	268
Turnovers per game	12.2	15	224
Turnovers forced per game	11.0	11	256
Blocks per game	3.7	8	109
Steals per game	5.9	12	277
Fouls per game	15.8	6	91
Bench points per game	17.7	11	243
Fast break points per game	9.0	8	209

Rankings through games of March 19

Games Started/Finished

Player	2024-25	Conf.	Career	*Finished
Naitnan George	34	22	62	22
Javian McCollum	11	6	68	13
Jaeden Mustaf	10	7	10	18
Ryan Mutombo	7	5	8	1
Baye Ndongo	34	22	63	14
Emmer Nichols	-	-	-	6
Luke O'Brien	6	1	35	3
Doryan Onwuchekwa	8	1	8	1
Duncan Powell	13	12	40	26
Kowacie Reeves, Jr.	6	-	55	2
Marcos San Miguel	-	-	-	5
Ibrahim Souare	14	14	14	16
Darrion Sutton	1	1	1	11
Lance Terry	26	19	84	22
Dyllan Thompson	-	-	-	-

*Includes starts at previous school and in conference tournaments

Non-Conference Breakdown

Team	Conf.	Record	Conf.	KP	NET
Alabama A&M	SWAC	10-19	6-10	360	359
Central Arkansas	A-Sun	9-24	4-14	346	343
Charleston So.	Big South	10-22	6-10	302	295
Cincinnati	Big 12	18-15	7-13	55	50
Georgia*	SEC	20-12	8-10	34	30
North Florida	A-Sun	15-17	8-10	25	261
Northwestern	Big Ten	17-16	7-13	45	56
Oklahoma	SEC	20-13	6-12	38	46
Texas Southern	SWAC	14-16	11-6	280	279
UMBC	Am-East	13-19	5-11	299	298
West Georgia	A-Sun	6-25	4-14	348	345
GT strength of schedule rank				76	70
GT NC strength of schedule rank				347	199
vs. Quad 1: 3-7				vs. Quad 2: 0-7	
vs. Quad 3: 5-1				vs. Quad 4: 9-1	

KP - KenPom.com, NET - NCAA NET rankings

Through games of March 16 (NCAA Tournament)

injury limiting his court time in February. He ranked among the ACC's top 10 in 3-pointers made and attempted. His season numbers were career highs almost across the board - points per game, assists per game (1.6) and steals per game (1.2), and his shooting numbers (42.6% FG, 35.8% 3pt FG) were not far off.

The College Park, Ga., native, who played three seasons at Gardner-Webb before transferring to Tech, surpassed 1,000 career points on Dec. 3 at Oklahoma and went over 1,300 points March 4 vs. Miami.

- **Terry** scored 745 points in two full seasons at Tech, compared to 593 in two-plus seasons at Gardner-Webb. He finished his college career with 1,343 career points and 204 3-point field goals.

- **Terry** played in 115 games in his college career, 60 of them at Tech, and made 84 career starts (47 at Tech). He has connected on 36.7% of his 3-point field goals and 78.1% of his free throws in 5 college seasons.

Curious About George

Naitnan George, who signed with Tech barely a week before the start of fall semester in 2023 and did not play in the Yellow Jackets' first three games, became a dependable and sometimes clutch performer at point guard, and took his game to a much higher level as a sophomore.

The Toronto native started every game and led the ACC in assists while ranking 11th nationally. He also became a more consistent scorer while remaining a pass-first point guard, 12.3 points a game overall and 13.5 in ACC games.

George scored in double digits in 17 of Tech's last 21 games, and 20-plus in 4-straight at one point.

The 6-3 guard made his collegiate debut off the bench Nov. 22 of his freshman year in a 34-point loss at Cincinnati before head coach **Damon Stoudamire** inserted him into the starting lineup, and he helped lift the Jackets to a 67-59 win over No. 21 Mississippi State and a 72-68 win over No. 7 Duke the next week.

George remained in the starting lineup, ranking among the ACC top three in assists and assist/turnover ratio in conference games while averaging 9.8 points a game.

- Only **Braden Smith** of Purdue matched or exceeded **George's** season averages of at least 12.3 points, 4.2 rebounds and 6.5 assists per game.

- **George** was the 7th Tech player to record 200 dimes in one season. His 221 total is the 5th-highest in Tech history for a season and the most for a Yellow Jacket since **Jarrett Jack** in 2003-04.

- **George's** 356 career assists are the 4th most all-time in Tech annals through a Yellow Jackets' first two seasons, and most since **Jarrett Jack's** 398 from 2002-04. He already ranks No. 14 on Tech's career list.

Baye One, Get One

On the heels of a standout freshman year, sophomore **Baye Ndongo** developed into one of the ACC's best players once conference play began in earnest, especially when Tech's rotation became thinned by injury. The 6-9 forward finished the ACC regular season averaging a double-double in conference games (14.4 ppg, 10.2 rpg), one of two ACC players to accomplish that. He also ranked third in field goal percentage (.536), and among the top 5 in offensive rebounds per game and defensive rebounds per game.

Ndongo was the first Tech player to average a double-double in ACC play since 2000-21 (**Alvin Jones**) and only the third to do so (see list on page 8).

Despite battling foul trouble and more intense focus from opposing defenses, Ndongo improved his numbers during his sophomore season, averaging 13.4 points and 8.9 rebounds in all games.

- **Ndongo** also led the Jackets in blocked shots (24) and steals (22) in conference games. The sophomore led Tech in blocked shots (37) and was third in steals (35).

Offense/Defense Last 8 Years

Source: KenPom.com (Nat'l rank in parentheses)

Year	Tempo	Off. Eff.	Def. Eff.
2024-25	68.7 (100)	107.3 (163)	101.2 (72)
2023-24	67.6 (168)	109.4 (111)	105.0 (148)
2022-23	66.6 (212)	104.4 (182)	103.9 (149)
2021-22	68.0 (117)	100.4 (225)	99.2 (110)
2020-21	67.3 (223)	113.7 (22)	96.2 (68)
2019-20	70.0 (88)	103.0 (171)	91.8 (16)
2018-19	66.8 (225)	101.7 (228)	96.5 (43)
2017-18	66.1 (227)	103.6 (197)	98.7 (61)
2016-17	68.2 (179)	100.0 (259)	91.0 (6)

- Since Tech began competing in the ACC in 1979-80, there have been 14 games where a Yellow Jacket scored 15 points and pulled 15 rebounds, 10 of those came against ACC opponents. **Ndongo** had 3 of those in 2024-25 (15/16 vs. Stanford, 17/15 at Boston College). In that period, **Moses Wright**, the 2021 ACC Player of the Year, had 2.

The Shag Man

First drawing attention with his unusual haircut (called a shag) and the abundance of ink in his body, **Duncan Powell** has earned more attention in the latter half of the season for the quality of his basketball.

The junior forward was a top-100 high school prospect in the Dallas area before spending a season playing at North Carolina A&T (near his birthplace in North Carolina), then earning all-conference mention last season while leading Sacramento State in scoring and rebounding. Coaching changes led to his departure from both schools, before he decided to join the Yellow Jackets last summer. He has exceeded all expectations and has become a key member of Tech's rotation since ACC play began.

He was Tech's No. 3 scorer and No. 2 rebounder in ACC games, proving to be a mismatch problem for opponents with his ability to score inside and out, and finished second in voting for the ACC's Sixth-Man of the Year award.

- **Powell** recorded 3 double-doubles in 2024-25 - 23 points with 10 rebounds against NC State, 13 and 11 against SMU and Oklahoma 11 and 12 at Oklahoma.

- **Powell** reached double figures in 17 of Tech's last 21 games dating back to his 21-point performance vs. Notre Dame on Dec. 31. He had just three double-digit scoring games among his first 12 this season.

- **Powell** shot a team-high 36.5% on 104 3-point attempts in ACC play, and went to the foul line 83 times, second only to **Ndongo** (72.3%).

- **Powell** scored in double figures 19 times altogether this season, all vs. Power 4 opponents, and 15 times in 22 games vs. ACC teams.

McCollum on Call

One of the top transfers in the portal (No. 31) following last season, **Javian McCollum** has become the dependable scorer and shooter head coach **Damon Stoudamire** was looking for to complement fellow guards **Lance Terry** and **Naitnan George**.

McCollum started the season fast, averaging nearly 15 points in Tech's first four games before suffering a concussion Nov. 23 vs. Cincinnati. He missed four games, then came back slowly when he returned to the court Dec. 15. He sustained a similar injury Feb. 4 against Clemson and missed 10 games before returning to play in the Jackets' NIT game.

But in the last 10 games before he was injured in the first of Tech's game at Clemson (left in first half following an on-court collision and has missed the last two games), McCollum matched **Terry** nearly point for point, missing double figures

TECH NOTEBOOK

Tech in the NBA / G League

Player (years at Tech)	Current/Most Recent Team
Jose Alvarado (2017-21)	New Orleans Pelicans
James Banks III (2018-20)	Maine Celtics (G League)
Derrick Favors (2009-10)	Maine Celtics (G League)
Josh Okogie (2016-18)	Charlotte Hornets
Thaddeus Young (2006-07)	free agent

Tech Alumni Elsewhere

Player (years at Tech)	Current/Most Recent Team
Brandon Alston (2017-19)	Esqueira (Portuguese Liga)
Alade Aminu (2005-09)	Gigantes de Carolina (Puerto Rican BSN)
Demarco Cox (2014-15)	Quimper (France)
Michael Devoe (2018-22)	Syntainics MBC (Germany)
Mouhammad Faye (2006-08)	Promithias (Greece)
Ja'von Franklin (2022-23)	Yukatel Merkezefendi (Turkish BSL)
Marcus Georges-Hunt (2012-16)	Sichuan (Chinese CBA)
Trae Golden (2013-14)	Fujian (Chinese CBA)
Abdoulaye Gueye (2014-19)	TED Ankara (Turkish TBL)
Josh Heath (2014-17)	Kangoeroes Basket Mechelen (Belgium)
Rodney Howard (2020-23)	Craiova (Romanian Liga Nationale)
Ben Lammers (2014-18)	MoraBank Andorra (Spanish Liga)
Gani Lawal (2007-10)	Toros Del Valle (Columbian Liga WPlay)
Daniel Miller (2009-14)	Levanga Hokkaido Sapporo (Japan)
Charles Mitchell (2014-16)	Dorados de Chihuahua (Mexican LNBP)
Khalid Moore (2018-22)	Saint-Quentin (France)
Zachery Peacock (2006-10)	FOS Provence (France)
Shembari Phillips (2018-20)	Baskets Koblenz (Germany)
Glen Rice, Jr. (2009-12)	Power (Big3)
Robert Sampson (2013-15)	Nhatrang Dolphins (Vietnam)
Avi Schafer (2017-19)	Mikawa (Japan)
Adam Smith (2015-16)	Surne Bilbao Basket (Spain)
Jordan Usher (2019-22)	JL Bourg (France)
James White (2015-16)	Mauricio Baez (Dominican Republic)
Moses Wright (2017-21)	Olympiacos (Greece)

Former Tech Players in Coaching

Player (years at Tech)	Current Position
Tyson Anderson (2006-09)	Wofford AC
Rod Balanis (1990-94)	Howard AC
Anthony Byrd (1981-84)	Knightdale (N.C.) HS HC
Shaun Fein (1999-2001)	Los Angeles Clippers AC
Jarrett Jack (2002-05)	Detroit Pistons AC
Maurice Miller (2008-11)	Memphis East HS HC
Craig Neal (1984-88)	Nevada AHC
Winston Neal (1999-01)	Columbia State (Tenn.) HC
Willie Reese (1985-89)	Jones County (Ga.) HS HC
Fred Vinson (1992-94)	Detroit Pistons AC
Mfon Udofia (2009-13)	Long Island Nets (G League) HC

Former Tech Coaches in Coaching

Coach (years at Tech)	Current Position
Sherman Dillard (1988-94)	Iowa AC
Chad Dollar (2011-16)	Cincinnati AHC
Brian Eskildsen (2022-23)	UC Santa Barbara AC
Bruce Evans (2012-16)	North Florida AC
Brian Gregory (2011-16)	Phoenix Suns (VP player programming)
Tavaras Hardy (2016-18)	--
Paul Hewitt (2000-11)	San Diego Clippers (G League) HC
Chris Kreider (2007-09)	Rice AC
Darryl LaBarrie (2010-11, 2016-18)	--
Robert McCollum (2010-11)	--
Mamadou N'Diaye (2014-16)	Central Florida AC
Billy Schmidt (2011-14)	Chicago Bulls AC
Julian Swartz (2016-23)	--
Cliff Warren (2000-05)	--
Anthony Wilkins (2018-23)	UTRGV AC
Charlton Young (2005-09)	Missouri AC

(Georgetown).

Jackets' Class of 2025 Ranked High

Four-star 6-4 guard **Akai Fleming** from Marietta, Ga. and three-star 6-5 guard/forward **Brandon Stores, Jr.**, from the Bronx, N.Y., highlight a four-player class of basketball prospects who signed grant-in-aid papers on Nov. 15 to join Georgia Tech's men's basketball program. **Cole Kirouac**, a 6-11 center from Cumming, Ga., and 5-11 point guard **Eric Chatfield, Jr.**, from Atlanta also signed scholarship documents to attend Tech.

Fleming and Stores were nominated for the McDonald's All-America team.

Tech's class is ranked No. 13 in the nation, and No. 3 among Atlantic Coast Conference teams in the team rankings compiled by Rivals. It comes on the heels of the Yellow Jackets' current freshman class, which was rated 20th-best in the nation.

Fleming, ranked No. 56 nationally by 247Sports, is playing the 2024-25 season at Overtime Elite after starring at Osborne High School in Marietta, Ga. As a junior at Osborne, Fleming scored 22 points per game to go with seven rebounds, four assists, two steals and one block per contest.

Considered a three-star big guard/small forward prospect by the 247Sports Composite and the sixth-best player in the state of New York at the time of his commitment last February, Stores, Jr., averaged 19.8 points per game as a sophomore and scored 18.2 points per game in 25 games last season at St. Raymond High School for Boys.

Kirouac, a three-star prospect last year and now, originally signed a letter-of-intent to attend Tech last fall while attending Brewster Academy in New Hampshire, but re-classified and decided to attend Overtime Elite in 2024-25.

As a senior at Pace Academy, Chatfield led his team to the AAA state finals, scoring 20 points in the championship game. He averaged 18.6 points, 4.2 assists, 2.5 steals and 2.5 rebounds as a senior.

Two Jackets on 2024-25 NBA Rosters

Since 1982, Georgia Tech has produced 19 first-round NBA draft picks and 46 draft picks overall. A total of 42 Georgia Tech alumni have played in the NBA.

Two former Georgia Tech players are on NBA rosters for 2024-25 - **Jose Alvarado** in his fourth season with the New Orleans Pelicans, and **Josh Okogie** in his seventh season in the NBA, having recently been traded from Phoenix to Charlotte after two-and-a-half seasons with the Suns. He played his first four years in Minnesota.

Winning Starts at Home

Georgia Tech has compiled a 145-81 record at home in 13 seasons in McCamish Pavilion. Tech is 56-55 on its home court in ACC games, 43-32 over the past eight seasons.

Tech set a program record for wins at home (17) in 2016-17, including a 7-2 ACC record and two NIT victories.

McCamish Pavilion was essentially brand new when it opened for the 2012-13 season. The only physical elements of McCamish Pavilion that remain from the venerable Alexander Memorial Coliseum are the roof and the 32 steel ribs that support it.

The capacity of McCamish Pavilion is 8,600, including 1,665 seats in the new balcony level and 6,935 seats in the lower seating bowl. There are no suites, but there is a club area that seats 500. Alexander Memorial Coliseum seated 9,191 spectators in its final configuration.

The most impressive features of McCamish Pavilion are its grand entrance, which fronts 10th and Fowler Streets, the ability for patrons to view the court from the main concourse all the way around, and the theatrical lighting system, which concentrates light on the court while leaving the seating areas dark, modeled after the Staples Center in Los Angeles and Madison Square Garden in New York.

Career Games With ...

Led Tech in Points	2024-25	Career
Naithan George	8	11
Javian McCollum	4	4
Jaeden Mustaf	1	1
Baye Ndongo	9	19
Duncan Powell	6	6
Kowacie Reeves, Jr.	-	3
Lance Terry	11	16

Led Tech in Rebounds	2024-25	Career
Naithan George	3	3
Jaeden Mustaf	1	1
Ryan Mutombo	3	3
Baye Ndongo	27	40
Luke O'Brien	2	2
Doryan Onwuchekwa	1	1
Duncan Powell	5	5
Ibrahim Souare	2	2
Kowacie Reeves, Jr.	-	4

Double-Figure Points	2024-25	Career
Naithan George	22	34
Javian McCollum	12	57
Jaeden Mustaf	9	9
Ryan Mutombo	1	2
Baye Ndongo	27	46
Luke O'Brien	1	19
Duncan Powell	20	50
Kowacie Reeves, Jr.	3	35
Lance Terry	23	69

20-plus Points	2024-25	Career
Naithan George	5	7
Javian McCollum	4	21
Baye Ndongo	4	9
Duncan Powell	7	11
Kowacie Reeves, Jr.	-	3
Lance Terry	9	15

30-plus Points	2024-25	Career
Javian McCollum	-	1
Lance Terry	1	1

10-plus Rebounds	2024-25	Career
Naithan George	1	1
Ryan Mutombo	-	1
Baye Ndongo	14	22
Luke O'Brien	1	6
Doryan Onwuchekwa	1	1
Duncan Powell	3	11
Kowacie Reeves, Jr.	-	1
Ibrahim Souare	2	2
Lance Terry	1	1

Double-Doubles	2024-25	Career
Naithan George (pts/ast)	4	4
Naithan George (pts/reb)	1	1
Ryan Mutombo (pts/reb)	-	1
Baye Ndongo (pts/reb)	13	19
Duncan Powell (pts/reb)	3	11
Kowacie Reeves, Jr. (pts/reb)	1	1

Tech Among Top 10 ACC Leaders

All Games	Player	#	Rank
Assists per game	Naithan George	6.5	1
Assists	Naithan George	221	2
Assist/TO ratio	Naithan George	2.15	8
Double-doubles	Baye Ndongo	13	3
Field goals	Baye Ndongo	177	9
Field goal pct.	Baye Ndongo	.536	3
Minutes per game	Naithan George	35:35	2
	Lance Terry	34:30	9
Rebounds	Baye Ndongo	304	4
Def. reb. per game	Baye Ndongo	6.15	4
Off. reb. per game	Baye Ndongo	2.79	6
Rebounds per game	Baye Ndongo	8.9	4
3pt FG attempts	Lance Terry	193	6
3pt FG per game	Lance Terry	2.23	7
Total 3pt FG made	Lance Terry	69	10

TECH NOTEBOOK

Media Access Guidelines

The Yellow Jackets' student-athletes and coaches are generally available to the media around practices prior to each game during the season. Media sessions will be scheduled and announced weekly.

Georgia Tech's practices are closed to the public and the media unless you are notified otherwise.

Interview requests with student-athletes that need to be conducted at other times must be made through Mike Stamus in the communications office at least 24 hours in advance. These interviews will be scheduled around the student-athletes' availability and schedule.

Media are asked not to contact student-athletes directly either by phone, text, social media or e-mail; they are instructed to refer media to the communications office. Every effort will be made to make players available when requested. Players are not available on game days until after the game.

Interviews with Coach Stoudamire

Media wishing to speak with Coach Damon Stoudamire at times other than scheduled media sessions or the ACC Teleconference must set up an appointment through Mike Stamus in the communications office.

Releases/Photos

Georgia Tech basketball releases, statistics, game notes and media advisories are distributed via e-mail to a list maintained by the communications office. Media wishing to be added to this list should send a request to Mike Stamus. Photographs and video are available on request.

ACC Media Portal

The ACC Media Portal provides video from a variety of press conferences and select ACC Championship footage throughout the athletic year. Game highlights from regular season football and basketball games will no longer be provided. If you are interested in access to the ACC Media Portal, please contact **Slim Vollinger, svollinger@theacc.org** to gain access and for additional information. The use of ACC Championship highlights provided through the ACC Media Portal remain subject to all restrictions as outlined in the ACC News Access Guidelines.

Ramblinwreck.com/Social Media

Ramblinwreck.com - Georgia Tech's official website, is continuously updated with all of Tech's releases, statistics, game notes, biographies, feature stories and other information. Game notes and bio updates are generally posted at least 24 hours prior to each game, while updated statistics and box scores are posted following each game.

ACC Coaches' Weekly Teleconference

The 18 ACC head basketball coaches will be featured via Zoom conference during the 2024-25 season, beginning in January and continuing through the final week of the regular season. Each coach will have 10 minutes to make an opening statement and answer questions.

Contact Andy Fledderjohann at the ACC media relations office (afledder@theacc.org) for the call-in number and for questions on the schedule.

Prior to the opening of McCamish Pavilion, Tech played 55 seasons in Alexander Memorial Coliseum, compiling a record of 556-194 (.741). Miami was the last team to play Tech in Alexander Memorial Coliseum, a game Tech won, and was the first ACC team to play in McCamish Pavilion on Jan. 5, which Miami won. For the 2011-12 season, Tech played its home games at State Farm Arena and Gas South Arena.

Tech's NCAA Tournament History

Georgia Tech has played in the NCAA Tournament 17 times in its history. Sixteen of those appearances have occurred from 1985 to the present, 10 under Bobby Cremins and five under Paul Hewitt.

The most recent was 2021, when the Yellow Jackets won the ACC Championship and earned an automatic bid, then fell 71-60 to Loyola Chicago in the opening round of the Midwest Regional.

That ended an 11-year hiatus from the NCAA Tournament that dated back to 2010, when the Yellow Jackets defeated Oklahoma State in the first round before losing to Ohio State in the round of 32 of the Midwest Regional.

Tech has a record of 23-17 in NCAA Tournament play, highlighted by its 2004 trip to the NCAA title game as well as a Final Four berth in 1990. The Yellow Jackets have reached the NCAA Sweet 16 seven times (1960, 1985, 1986, 1990, 1992, 1996, 2004).

The 2004 and 2005 appearances were Tech's first back-to-back appearances since Bobby Cremins led the Institute to the Big Dance nine straight years from 1985-93.

Georgia Tech has won at least one game in 11 of its 17 NCAA Tournament appearances.

Tech's ACC Tournament History

Georgia Tech has played in 45 ACC Tournaments and has a 30-41 all-time record in the event. The Yellow Jackets have won four championships, in 1985 (Atlanta), 1990 (Charlotte), 1993 (Charlotte) and 2021 (Greensboro).

Tech has been a runner-up four times (1986, 1996, 2005, 2010). The 1986, 1996 and 2010 runs to the finals occurred in Greensboro. Tech also made the finals in 2005 at the Verizon Center in Washington, D.C.

Tech was 0-2 in the ACC Tournament under coach Dwane Morrison, 15-16 under Bobby Cremins (including three titles), 9-11 under Paul Hewitt (runner-up in 2005 and 2010), 2-5 under Brian Gregory. 3-5 under Josh Pastner (won 2021 title) and 1-2 under Damon Stoudamire.

Tech did not play in the 2020 tournament while serving an NCAA postseason ban.

200+ Assists 1st 2 Seasons

Kenny Anderson (1989-91)	454
Jarrett Jack (2002-04)	398
Travis Best (1991-93)	374
Naithan George (2023-25)	356
Jon Barry (1990-92)*	317
Drew Barry (1993-95)	305
Iman Shumpert (2008-10)	274
Tony Akins (1998-2000)	256
Jim Thorne (1968-70)	251
Dennis Scott (1987-89)	214
Mark Price (1982-84)	212
Bruce Dalrymple (1983-85)	200
*JUICO transfer (Jr. & Sr. yrs.)	

Balanced Scoring

Seasons in which five players averaged in double figures (all games)

2024-25

Lance Terry	14.5
Baye Ndongo	13.4
Naithan George	12.3
Duncan Powell	12.2
Javian McCollum	11.9

1991-92

Jon Barry	17.2
Malcolm Mackey	15.8
James Forrest	13.3
Travis Best	12.3
Matt Geiger	11.8

1985-86

Mark Price	17.4
John Salley	13.1
Tom Hammonds	12.2
Duane Ferrell	12.1
Bruce Dalrymple	10.8

1964-65

Jim Caldwell	17.4
R.D. Craddock	15.2
Pres Judy	10.7
Ron Scharf	10.5
Charles Kenney	10.5

Avg. Double-Double in ACC Games

Player (Season)	PPG	RPG
Malcolm Mackey (1990-91)	13.9	10.6
Malcolm Mackey (1992-93)	14.6	10.1
Alvin Jones (2000-01)	13.1	10.6
Baye Ndongo (2024-25)	14.4	10.2

TECH NOTEBOOK

McCamish Pavilion 411

Name: McCamish Pavilion (mc-KAM-ish), named for Atlanta insurance executive Hank McCamish who gave the lead gift for the facility

Capacity: 8,600 (6935 court level, 1665 balcony level)

Cost: \$50 million

Contractor: Whiting-Turner

Architect: Populous

Cremins Court: the court remains named for the former Tech head coach

Alexander Courtyard: located at the Fowler Street entrance, honors the former Tech director of athletics and the history of the former Tech home arena named for him

Grand entrance: 10th and Fowler Streets, foyer includes graphic representations of retired jerseys and Tech's two Final Four appearances

Other entrances: West entrance off Fowler Street (students and media), East entrance from main arena parking (for club patrons)

Features: center-hung scoreboard and video boards, mezzanine fascia ribbon boards, theatrical lighting, primarily chairback seating, club area

Facts and Dates

- 2,500 cubic yards of concrete removed
- 3,000 cubic yards of concrete installed
- 500 tons of new steel installed
- Over 1 mile of new railing installed
- 20,000 gallons of paint used
- 2,000 feet of new mechanical piping
- 2,500 feet of new ductwork
- \$4M in new audio-visual and scoreboards
- 50 TV's throughout the concourse and Callaway Club
- Farthest distance material traveled to site: 4,835 miles
- Shortest distance material traveled to site: 1 mile
- Number of Tech alumni involved in the project: over 100
- Number of days construction took: 520
- Number of 1950's old style Coke bottles found while installing the underground foundations: 11
- Number of new staircases: 13
- Number of new sports lights for the competition floor: Over 300
- 270-degree court view from concourse

Groundbreaking: May 5, 2011

Opening: October, 2012

First public event: Oct. 21, 2012 - Jacket Jam (men's and women's scrimmages)

First men's game: Nov. 9, 2012 vs. Tulane

Head coaches: Brian Gregory of Georgia Tech, Ed Conroy of Tulane

Officiating crew: Karl Hess, Gary Maxwell, Raymond Styons

TV announce crew: Tom Werme, Cory Alexander (ACC Network, syndicated over-the-air iteration)

First Tech points: Marcus Georges-Hunt (2 FT, 18:13, 1st half)

First basket: Tulane's Josh Davis (18:44, 1st half)

Attendance: 8,600 (sellout)

First women's game: Nov. 11, 2012 vs. Tennessee

Tech played 55 seasons in Alexander Memorial Coliseum, compiling a record of 556-194 (.741). Miami was the last team to play Tech there, a game Tech won, and was the first ACC team to play in McCamish Pavilion, which Miami won. For the 2011-12 season, Tech played its home games at Philips Arena and the Arena at Gwinnett.

NIT Record: 114-10

1970 (1-1 • Quarterfinals)

Madison Square Garden, New York, N.Y.

1st round: Georgia Tech 78, Duquesne 68

Quarterfinals: St. John's 56, Georgia Tech 55

1971 (3-1 • Runner-up)

Madison Square Garden, New York, N.Y.

1st round: Georgia Tech 70, LaSalle 67

Quarterfinals: Georgia Tech 78, Michigan 70

Semifinals: Georgia Tech 76, St. Bonaventure 71 (2 ot)

Finals: North Carolina 84, Georgia Tech 64

1984 (0-1)

Cassell Coliseum, Blacksburg, Va.

1st round: Virginia Tech 77, Georgia Tech 74

1994 (0-1)

Knickerbocker Arena, Albany, N.Y.

1st round: Siena 74, Georgia Tech 69

1998 (2-1 • Quarterfinals)

Alexander Memorial Coliseum, Atlanta, Ga.

1st round: Georgia Tech 88, Seton Hall 78

2nd round: Georgia Tech 80, Georgetown 79 (ot)

Quarterfinals: Penn State 75, Georgia Tech 70

1999 (0-1)

McArthur Court, Eugene, Ore.

1st round: Oregon 67, Georgia Tech 64

2003 (2-1 • Quarterfinals)

Alexander Memorial Coliseum, Atlanta, Ga.

1st round: Georgia Tech 72, Ohio State 58

Carver-Hawkeye Arena, Iowa City, Iowa

2nd round: Georgia Tech 79, Iowa 78

United Spirit Arena, Lubbock, Texas

Quarterfinals: Texas Tech 80, Georgia Tech 72

2016 (2-1 • Quarterfinals)

McCamish Pavilion, Atlanta, Ga.

1st round: Georgia Tech 81, Houston 62

Colonial Life Arena, Columbia, S.C.

2nd round: Georgia Tech 83, South Carolina 66

Viejas Arena, San Diego, Calif.

Quarterfinals: San Diego State, Georgia Tech 56

2017 (14-1)

McCamish Pavilion, Atlanta, Ga.

1st round: Georgia Tech 75, Indiana 63

2nd round: Georgia Tech 71, Belmont 57

The Pavilion, Oxford, Miss.

Quarterfinals: Georgia Tech 74, Mississippi 66

Madison Square Garden, New York, N.Y.

Semifinals: Georgia Tech 76, CSU Bakersfield 61

Finals: TCU 88, Georgia Tech 56

2025 (0-1)

McCamish Pavilion, Atlanta, Ga.

1st round: Jacksonville State, Georgia Tech 64

!Georgia Tech's appearance in the 2017 NIT was later vacated by the NCAA's Committee on Infractions.

COACHING STAFF

Head Coach Damon Stoudamire • 2nd season at Tech

Well-known throughout the basketball world for his success as a player and coach at the collegiate and professional levels, Damon Stoudamire became the 15th head coach in Georgia Tech men's basketball history on March 14, 2023.

In his first year on The Flats, the former collegiate All-American and NBA standout remade the Tech roster and guided the Yellow Jackets to victories over three top-25 teams and wins over three ACC teams that advanced to the Sweet 16 of the NCAA Tournament - Duke, North Carolina and Clemson.

In year two, he led a late-season surge in which the Yellow Jackets finished eighth in the ACC at 10-10, earning their highest regular-season finish, first ACC Tournament win and first post-season berth in four years.

Stoudamire came to Georgia Tech after most recently serving as an assistant coach of the Boston Celtics, who sat atop the NBA's Atlantic Division standings at the time of his hiring at Tech. He was with the Celtics for nearly two seasons (2021-22 and 2022-23), after a successful five-season stint as the head coach at Pacific (2016-21). At Pacific, he was named West Coast Conference Coach of the Year in 2020 after leading the Tigers to a 23-10 record in 2019-20, good for the program's best winning percentage (.697) in 15 years, and a third-place finish in the powerful WCC (behind only national powers Gonzaga and St. Mary's). He also was honored with the Ben Jobe Award, given annually to the nation's top minority head coach.

Stoudamire established himself as one of his generation's premier players when he was a three-time All-conference performer, the 1995 Pac 10 co-Player of the Year and a consensus first-team All-American at Arizona, where he played four seasons from 1991-95. After helping lead the Wildcats to the Final Four as a junior in 1994, he capped his collegiate career by averaging 22.8 points per game, en route to the co-conference Player of the Year and consensus first-team All-America recognition in 1995.

At the conclusion of his Arizona career, Stoudamire was the Wildcats' all-time leader in 3-pointers made (272) and ranked second in points (1,849) and fourth in assists (663). He was the only player in Arizona history with two 40-point games.

His amateur career also included helping lead the United States to the gold medal in the 1993 World University Games (where he led the team in assists and steals despite being the youngest player on the roster) and the bronze at the 1994 Goodwill Games.

Stoudamire was selected by the Toronto Raptors the seventh overall pick in the 1995 NBA Draft and averaged 13.4 points and 6.1 assists per game over the course of a 13-year professional playing career that included stints with the Raptors (1995-98), Portland Trail Blazers (1998-05), Memphis Grizzlies (2005-08) and San Antonio Spurs (2008). He was named the 1996 NBA Rookie of the Year after averaging 19 points and 9.3 assists per game in his first NBA campaign.

Following the conclusion of his NBA playing career in 2008, Stoudamire immediately embarked on his coaching career, beginning as director of player development at Rice in 2008-09. He then went on to serve as an assistant coach with the Memphis Grizzlies for two seasons (2009-11), before getting back into the college game with stints as an assistant at Memphis (2011-13), his alma mater Arizona (2013-15) and again at Memphis (2015-16).

After helping lead Memphis and Arizona to four conference championships (two Conference USA titles at Memphis, two Pac-12 crowns at Arizona) and four NCAA Tournament berths (including back-to-back Elite Eight appearances at Arizona) in six seasons, Stoudamire was hired as the head coach at Pacific in 2016. He inherited a program coming off an 8-20 campaign and built it into a WCC contender, highlighted by the 23-10 campaign in 2019-20. The Tigers' 11-5 conference record that season remains their most-ever wins in WCC play.

After posting a 9-9 overall record during the Covid-shortened 2020-21 season, Stoudamire returned to the NBA as an assistant coach for the Celtics. In his first season in Boston, he helped lead the Celtics to the 2022 NBA Finals. The Celtics stood in first place in the Atlantic Division and in second both in the Eastern Conference and in the NBA's overall league standings at the time he took the Tech position. With Boston, he coached a pair of metro-Atlanta natives in Malcolm Brogdon (Norcross, Ga.) and Jaylen Brown (Alpharetta, Ga.).

A Portland, Ore. native, Stoudamire, 51, graduated from Woodrow Wilson High School in 1991 and earned his bachelor's degree from Arizona in 2008. He has a daughter, Kemeco, and two sons, Damon and Brandon.

Stoudamire as a Head Coach

Season	School	Overall	Conference	Postseason
2016-17	Pacific	*11-22	*4-14 / 9th	*on-court record
2017-18	Pacific	14-18	9-9 / 4th	
2018-19	Pacific	14-18	4-12 / 9th	
2019-20	Pacific	23-10	11-5 / 3rd	
2020-21	Pacific	9-9	6-7 / 5th	
at Pacific	5 years	71-77	34-47	
2023-24	Georgia Tech	14-18	7-13	
2024-25	Georgia Tech	17-17	10-10	
at Georgia Tech	2nd year	31-35	17-23	
CAREER	7th year	102-112	51-70	

Stoudamire Coaching Resume

- Georgia Tech, head coach (2023-present)
- Boston Celtics, assistant coach (2021-23)
- Pacific, head coach (2016-21)
- Memphis, assistant coach (2015-16)
- Arizona, assistant coach (2013-15)
- Rice, director of player development (2008-09)
- Memphis, assistant coach (2011-13)
- Memphis Grizzlies, assistant coach (2009-11)

Honors: All-Pac-10 Conference (1993, 1994, 1995), Pac-10 Co-Player of the Year (1995), Consensus first-team All-American (1995), finalist for the Wooden Award (1995), West Coast Conference Coach of the Year (2020), Ben Jobe Award (2020)

Playing Experience: Lettered four years at Arizona (1991-95), Toronto Raptors (1995-98), Portland Trail Blazers (1998-2005), Memphis Grizzlies (2005-08), San Antonio Spurs (2008)

Coaching Staff

KARL HOBBS

Associate Head Coach • 2nd season at Tech

Karl Hobbs, who directed George Washington to three straight NCAA Tournament appearances as a head coach, captured two national titles as an assistant at Connecticut and helped Rutgers to three post-season appearances in his most recent stop, joined the Georgia Tech men's basketball staff as associate head coach in April of 2023.

Hobbs has 36 seasons of Division I coaching experience and 21 post-season appearances on his resume, and comes to The Flats following seven seasons as associate head coach at Rutgers. He helped guide the Scarlet Knights to post-season appearances each of the past three seasons, including back-to-back appearances in the NCAA Tournament in 2021 and 2022, marking the first time RU made the big dance in consecutive seasons since 1976. Hobbs helped Rutgers snap a 30-year NCAA Tournament drought when the Scarlet Knights earned a berth in the 2021 the NCAA Tournament, their first appearance since 1991.

B.J. ELDER

Assistant Coach • 6th season at Tech

A standout member of the Yellow Jackets' 2004 NCAA runner-up team, B.J. Elder joined the men's basketball staff in July of 2019 as associate director of player personnel. He was elevated to assistant coach in December 2023.

A veteran of 10 years in European professional basketball following his stellar Tech career, Elder, 38, came to Tech following three seasons as assistant boys' basketball coach at Clarkston High School. He has served as the basketball staff's liaison with academic services, campus housing and dining, media and marketing, as well as spearheading outreach to former Tech players.

PERSHIN WILLIAMS

Assistant Coach • 2nd season at Tech

A former graduate assistant with the Georgia Tech men's basketball program, Pershin Williams joined the Yellow Jackets' men's basketball staff as assistant coach in April of 2023 following four seasons on the bench at Kennesaw State.

Now with 12 years of full-time college coaching experience, Williams helped head coach Amir Abdur-Rahim build the KSU program into a championship team in the Atlantic Sun Conference and an NCAA Tournament team in 2023. KSU went 26-9 last season, 15-3 in the A-Sun, and three Owls earned all-conference recognition after being picked to finish eighth in the pre-season conference poll.

NATE BABCOCK

Assistant Coach • 2nd season at Tech

After two seasons as an assistant coach with the Grand Rapids Gold in the G League, Nate Babcock joined the Georgia Tech men's basketball staff as quality control coach in June of 2023. He returns to the collegiate ranks after nine years on the professional level.

Prior to his time in Grand Rapids, the G League affiliate of the Denver Nuggets, Babcock spent seven years in various support roles in the NBA and G League. He joined the Gold after three years as the special assistant to the head coach with the Atlanta Hawks organization where he assisted with player development as well as opponent scouting and game preparation.

BONZI WELLS

Assistant Coach • 2nd season at Tech

A 12-year veteran of professional basketball, including 10 in the National Basketball Association, Bonzi Wells joined the Georgia Tech men's basketball staff as an assistant coach in August of 2023. Wells will concentrate his efforts on player development and on-court coaching.

Wells, 46, came to Tech following two seasons as the head coach at Division II LeMoyné-Owen College in Memphis, Tenn., where he led the Magicians to a 34-23 record across his two years, including an 18-11 mark in 2022-23.

BIO UPDATES

JAVIAN McCOLLUM

Guard • 6-2 • 175 • Senior • Fort Myers, Fla. • Fort Myers HS / Siena / Oklahoma

Name pronounced "JAY-vee-un muh-CALL-um"

Transfer from Oklahoma who became a worthy scoring partner with Lance Terry when on the court

Started 6 straight games before leaving the 2/4 Clemson game with an injury, playing more than 34 minutes in each ... Missed 10 games



before returning to play in the Jackets' NIT game

Averaged 14.1 ppg and 4.1 apg in Tech's 10 games before Clemson, including four games of 20+ points (21 vs. Notre Dame, 20 vs. Boston College, SMU, FSU) ... 42.5% FG, 35.7% 3pt FG, 29-33 FT, adding 39 assists and 18 steals

Overall this season: averaged 11.9 points and 3.6 assists while connecting on 42.9% of his shots from the floor, 35.8% from three-point range (No. 3 on the team) and 87% from the foul line (5th in ACC)

In ACC games: averaged 12.9 ppg (4th on team), 3.7 apg, 43% FG, 34.5% 3pt FG, 85.7% FT ... Ranked 7th in ACC in steals (1.5 pg)

His 3 20-point games off the bench this season (he had 1 as a starter) were the most for a Tech player since 2016-17 (Tadic Jackson had 6)

Started Tech's first 5 games this season, then missed the next 4 after sustaining a concussion Nov. 23 vs. Cincinnati

Returned to action Dec. 15 vs. Northwestern and was an offensive force off the bench in the the 10 games before his injury at Clemson

Passed the 1,000-career-point milestone in the Jackets' season opener against West Georgia, when he scored 18 points ... Finished his collegiate career 1,227 points

Career - connected on 42.7% of his shots from the floor, 34.9% from three-point range and 89.6% from the free throw line in his career (including Tech)

GAME-BY-GAME STATISTICS

#2 MCCOLLUM, Javian

Table with columns: Opponent, Date, GS, MIN, FG-FGA, PCT, 3FG-3FGA, PCT, FT-FTA, PCT, REBOUNDS (OFF, DEF, TOT, AVG), PF, A, TO, BLK, STL, PTS, AVG. Rows include games against West Ga., North Florida, Texas Southern, Georgia, Cincinnati, vs Northwestern, UMBC, Duke, Alabama A&M, Notre Dame, Boston College, at Syracuse, at SMU, Clemson, at Florida St., Virginia Tech, at Notre Dame, Louisville, at Clemson, Jacksonville St., and a Totals row.

Player Averages

Table with columns: Games Played, Minutes/game, Points/game, FG Pct, 3FG Pct, FT Pct, Rebounds/game, Assists/game, Turnovers/game, Assist/Turnover ratio, Steals/game, Blocks/game. Row for 20 games played.

CAREER STATS AND GAME HIGHS

MCCOLLUM, Javian

Table with columns: SEASON, TEAM, GP-GS, MIN/AVG, Field Goals (FG-FGA, FG%), 3-Point (3FG-3FGA, 3FG%), F-Throws (FT-FTA, FT%), REBOUNDS (OFF, DEF, TOT, AVG), PF-FO, A, TO, BLK, STL, Scoring (PTS, AVG). Includes a TOTAL row for GaTech and a final TOTAL row.

Single Game Highs

Table with columns: Statistic, Value, Details. Rows include Points (30 vs Manhattan), Rebounds (7 vs Providence), Assists (9 vs Niagara), Steals (4 vs West Ga. and Louisville), Blocks (2 vs Seton Hall), FG Made (10 vs Manhattan), FG Attempts (22 vs Niagara), 3FG Made (5 4 times), 3FG Attempts (11 vs Niagara and Florida St.), FT Made (10 at Mount St. Mary's), FT Attempts (12 at Niagara).

GAME NOTES


BIO UPDATES

RYAN MUTOMBO

12

Center • 7-2 • 255 • Senior • Atlanta, Ga. • The Lovett School / Georgetown

• Atlanta high school star who returned home to play at Georgia Tech following three seasons at Georgetown ... Last name pronounced "moo-TOM-bo"



• Played in 15 games, starting 6, after sitting out the first 9 due to considerable time missed in the pre-season following the passing of his father

• Averaged 2.3 points, 2.5 rebounds, and blocked 8 shots while averaging 10.1 minutes ... Led Tech in rebounds in 3 games

• In ACC games: averaged 1.3 ppg, 2.0 rpg, blocked 4 shots and hit 7-of-19 from the floor

GAME-BY-GAME STATISTICS

#12 MUTOMBO, Ryan

Opponent	Date	GS	MIN	Total		3-Pointers		Free throws		Rebounds				PF	A	TO	BLK	STL	PTS	AVG	
				FG-FGA	PCT	3FG-3FGA	PCT	FT-FTA	PCT	OFF	DEF	TOT	AVG								
vs Northwestern	12/15/2024		21:33	5-8	.625	0-0	.000	0-1	.000	1	6	7	7.0	1	1	2	0	10	10.0		
UMBC	12/18/2024	*	13:09	2-5	.400	0-0	.000	2-3	.667	3	4	7	7.0	1	0	2	2	0	6	8.0	
Duke	12/21/2024	*	14:40	1-3	.333	0-0	.000	0-0	.000	3	3	6	6.7	2	0	1	2	0	2	6.0	
Alabama A&M	12/28/2024	*	10:56	1-1	1.000	0-0	.000	0-0	.000	2	0	2	5.5	0	1	1	0	0	2	5.0	
Notre Dame	12/31/2024	*	12:09	1-1	1.000	0-0	.000	0-0	.000	1	2	3	5.0	1	0	0	0	0	2	4.4	
Boston College	01/04/2025	*	11:56	0-1	.000	0-0	.000	0-0	.000	0	4	4	4.8	0	0	0	0	0	0	3.7	
at Syracuse	01/07/2025	*	14:46	1-3	.333	0-0	.000	0-1	.000	1	2	3	4.6	1	0	1	0	2	3.4		
at SMU	01/11/2025	*	16:25	2-6	.333	0-0	.000	0-0	.000	1	1	2	4.3	1	0	0	0	4	3.5		
Clemson	01/14/2025		04:53	0-0	.000	0-0	.000	0-0	.000	0	2	2	4.0	0	0	0	1	0	3.1		
Virginia Tech	01/22/2025		09:53	1-2	.500	0-0	.000	0-0	.000	0	0	0	3.6	1	1	0	1	0	2	3.0	
at Notre Dame	01/28/2025		02:43	1-3	.333	0-0	.000	0-0	.000	1	0	1	3.4	0	0	0	0	0	2	2.9	
at Clemson	02/04/2025		06:27	0-0	.000	0-0	.000	0-0	.000	1	0	1	3.2	0	0	0	0	0	2	2.7	
Stanford	02/12/2025		03:13	0-0	.000	0-0	.000	0-0	.000	0	0	0	2.9	1	0	0	0	0	0	2.5	
at Pittsburgh	02/25/2025		02:20	0-0	.000	0-0	.000	0-0	.000	0	0	0	2.7	1	0	0	0	0	2.3		
Jacksonville St.	03/18/2025		06:00	1-1	1.000	0-0	.000	0-0	.000	0	0	0	2.5	0	0	0	0	1	2	2.3	
Totals			7	151:03	16-34	.471	0-0	.000	2-5	.400	14	24	38	2.5	10	3	5	8	2	34	2.3

Player Averages

Games Played	Minutes/ game	Points/ game	FG Pct	3FG Pct	FT Pct	Rebounds/ game	Assists/ game	Turnovers/ game	Assist/Turnover ratio	Steals/ game	Blocks/ game
15	10.1	2.3	47.1	0.0	40.0	2.5	0.2	0.3	0.6	0.1	0.5

CAREER STATS AND GAME HIGHS

MUTOMBO, Ryan

SEASON	TEAM	GP-GS	MIN/AVG	Field Goals		3-Point		F-Throws		Rebounds				Scoring							
				FG-FGA	FG%	3FG-3FGA	3FG%	FT-FTA	FT%	OFF	DEF	TOT	AVG	PF	FO	A	TO	BLK	STL	PTS	AVG
2021-22	GTown	27-1	317/11.7	56-113	.496	1-4	.250	24-33	.727	43	39	82	3.0	36	0	3	13	23	6	137	5.1
2022-23	GTown	12-0	64/5.3	12-16	.750	0-0	.000	6-8	.750	9	14	23	1.9	9	0	3	4	3	30	2.5	
2023-24	GTown	15-0	55/3.7	3-8	.375	0-0	.000	5-9	.556	8	10	18	1.2	4	0	1	1	1	11	0.7	
2024-25	GaTech	15-7	151/10.1	16-34	.471	0-0	.000	2-5	.400	14	24	38	2.5	10	0	3	5	8	2	34	2.3
TOTAL FOR GaTech		15-7	151/10.1	16-34	.471	0-0	.000	2-5	.400	14	24	38	2.5	10-0	3	5	8	2	34	2.3	
TOTAL		69-8	587/8.5	87-171	.509	1-4	.250	37-55	.673	74	87	161	2.3	59-0	6	22	36	12	212	3.1	

Single Game Highs

Statistic	Value
Points	15 vs UMBC 12/08/21
Rebounds	11 vs UMBC 12/08/21
Assists	2 vs Butler 01/13/22
Steals	2 vs Creighton 02/12/22, vs Providence 02/26/23
Blocks	4 vs UMBC 12/08/21
FG Made	7 vs UMBC 12/08/21
FG Attempts	15 vs UMBC 12/08/21
3FG Made	1 vs Saint Joseph's 11/26/21
3FG Attempts	1 4 times
FT Made	5 at St. John's (NY) 01/16/22
FT Attempts	5 at St. John's (NY) 01/16/22

GAME NOTES

BIO UPDATES

LUKE O'BRIEN

Forward • 6-8 • 225 • 5th-year Senior • Littleton, Colo. • Columbine HS / Colorado

- Transfer from Colorado who played four seasons and was a key rotation player the last three for the Buffaloes ... Steadily improved and saw more playing time with each season



- Started Tech's first 2 games, getting 8 points and 10 rebounds against West Georgia, 15 points and eight boards against North Florida

- Missed the Texas Southern game with an ankle injury, and the last 23 games with a foot injury (last played 12/18 vs. UMBC) ... Played in only 1 ACC game

- Started 4 games after Kowacie Reeves, Jr., was sidelined with a foot injury before sustaining his own injury ... Best game was 7 points (3-3 FG, 1-1- 3pt FG) with 4 rebounds at Oklahoma

- Averaged 21.1 minutes in games he played ... Hit 47.1% of his shots from the floor for the season, No. 3 on the team, 9-of-28 on threes ... Good on a team-high 65.2% of his shots from inside the 3-point arc

GAME-BY-GAME STATISTICS

#9 O'BRIEN, Luke

Opponent	Date	GS	MIN	Total		3-Pointers		Free throws		Rebounds				PF				PTS	AVG		
				FG-FGA	PCT	3FG-3FGA	PCT	FT-FTA	PCT	OFF	DEF	TOT	AVG	PF	A	TO	BLK			STL	
West Ga.	11/06/2024	*	21:46	4-9	.444	0-4	.000	0-1	.000	1	9	10	10.0	1	1	2	0	0	8	8.0	
North Florida	11/10/2024	*	27:35	6-10	.600	1-3	.333	2-2	1.000	3	5	8	9.0	3	1	1	0	0	15	11.5	
Georgia	11/15/2024		23:24	2-4	.500	2-3	.667	0-0	.000	3	3	6	8.0	5	0	1	1	0	6	9.7	
Cincinnati	11/23/2024		22:43	2-5	.400	0-1	.000	0-0	.000	2	3	5	7.3	2	0	0	1	0	4	8.3	
Charleston So.	11/27/2024		18:13	1-3	.333	1-2	.500	0-0	.000	0	3	3	6.4	1	1	1	0	1	3	7.2	
Central Ark.	11/30/2024	*	17:05	3-7	.429	2-6	.333	0-0	.000	1	1	2	5.7	3	1	0	0	0	8	7.3	
at Oklahoma	12/03/2024	*	26:28	3-3	1.000	1-1	1.000	0-0	.000	0	4	4	5.4	2	1	1	0	1	7	7.3	
at North Carolina	12/07/2024	*	13:28	0-2	.000	0-2	.000	0-0	.000	0	0	0	4.8	3	0	1	0	0	0	6.4	
vs Northwestern	12/15/2024	*	22:00	1-6	.167	0-4	.000	4-4	1.000	1	1	2	4.4	1	0	1	0	0	6	6.3	
UMBC	12/18/2024		18:45	2-2	1.000	2-2	1.000	1-2	.500	1	3	4	4.4	2	1	0	0	0	7	6.4	
Totals			6	211:27	24-51	.471	9-28	.321	7-9	.778	12	32	44	4.4	23	6	8	2	2	64	6.4

Player Averages

Games Played	Minutes/game	Points/game	FG Pct	3FG Pct	FT Pct	Rebounds/game	Assists/game	Turnovers/game	Assist/Turnover ratio	Steals/game	Blocks/game
10	21.1	6.4	47.1	32.1	77.8	4.4	0.6	0.8	0.8	0.2	0.2

CAREER STATS AND GAME HIGHS

O'BRIEN, Luke

SEASON	TEAM	GP-GS	MIN/AVG	Field Goals		3-Point		F-Throws		Rebounds				Scoring						
				FG-FGA	FG%	3FG-3FGA	3FG%	FT-FTA	FT%	OFF	DEF	TOT	AVG	PF-FO	A	TO	BLK	STL	PTS	AVG
2020-21	CU	10-0	46/4.6	6-14	.429	2-7	.286	1-4	.250	3	4	7	0.7	4-0	2	0	0	1	15	1.5
2021-22	CU	33-0	466/14.1	33-75	.440	12-26	.462	9-17	.529	30	61	91	2.8	45-0	25	19	3	13	87	2.6
2022-23	CU	33-10	750/22.7	76-179	.425	23-79	.291	28-40	.700	56	129	185	5.6	72-1	34	28	16	22	203	6.2
2023-24	CU	35-19	827/23.6	88-193	.456	32-85	.376	25-38	.658	37	96	133	3.8	76-2	44	24	14	25	233	6.7
2024-25	GaTech	10-6	211/21.1	24-51	.471	9-28	.321	7-9	.778	12	32	44	4.4	23-1	6	8	2	2	64	6.4
TOTAL FOR GaTech		10-6	211/21.1	24-51	.471	9-28	.321	7-9	.778	12	32	44	4.4	23-1	6	8	2	2	64	6.4
TOTAL		121-35	2301/19.0	227-512	.443	78-225	.347	70-108	.648	138	322	460	3.8	220-4	111	79	35	63	602	5.0

Single Game Highs

Statistic	Value
Points	18 vs Utah Tech 12/21/23
Rebounds	14 vs Seton Hall 03/14/23
Assists	4 6 times
Steals	4 vs Maine 11/15/21
Blocks	3 vs Utah Valley 03/19/23
FG Made	8 vs Utah Tech 12/21/23
FG Attempts	14 vs Northern Colo. 12/15/23
3FG Made	4 vs Northern Colo. 12/15/23
3FG Attempts	8 vs Northern Colo. 12/15/23
FT Made	4 vs California 02/02/23, vs Northwestern 12/15/24
FT Attempts	6 vs UCLA 02/26/23

BIO UPDATES

DORYAN ONWUCHEKWA

45

Forward/Center • 6-11 • 240 • Freshman • Dallas, Texas • Faith Family Academy of Oak Cliff

- Name pronounced "DOR-ee-un ON-woo-CHECK-wuh" ... Teammates call him "D.O."
- Played in 10 games, starting 8 in the post ... Averaged 18.2 minutes per game, high of 27:03 vs. Texas Southern
- Did not play after Dec. 15 for personal reasons
- Averaged 3.5 ppg and 5.1 rpg in his 8 starts (3.5 ppg, 4.9 rpg for the season)



- Set season highs of seven points and 11 boards vs. Georgia
- Turned the ball over just 4 times all season, blocked 6 shots
- Three-star center prospect who attended the Faith Family Academy of Oak Cliff in Dallas, Texas
- Ranked No. 112 nationally by 247Sports Composite, No. 19 at his position and No. 7 overall in the state of Texas
- Helped Faith Family Academy at Oak Cliff to a 118-24 record over four years under head coach Brandon Thomas, and a perfect 34-0 mark in district play
- The Eagles won University Interscholastic League 4A state titles in 2022, 2023 and 2024, and lost in the state semifinals his freshman year
- Earned all-state honors by the Texas Association of Basketball Coaches, and was named to the all-Dallas metro team (2nd-team in 2023, 1st-team in 2024) by the Dallas Morning News ... Selected to the 4A Boys all-tournament team in 2023 and 2024
- Was a McDonald's All-American game nominee
- In the final two games of Faith Family Academy's 2023 title run, he scored 34 points and had 28 rebounds, seven assists and five blocks

GAME-BY-GAME STATISTICS

#45 ONWUCHEKWA, Doryan

Opponent	Date	GS	MIN	Total		3-Pointers		Free throws		Rebounds				PF	A	TO	BLK	STL	PTS	AVG	
				FG-FGA	PCT	3FG-3FGA	PCT	FT-FTA	PCT	OFF	DEF	TOT	AVG								
West Ga.	11/06/2024		11:01	2-5	.400	0-2	.000	0-0	.000	3	4	7	7.0	3	0	0	0	0	4	4.0	
North Florida	11/10/2024		06:30	2-5	.400	0-0	.000	0-0	.000	1	0	1	4.0	0	0	0	0	0	4	4.0	
Texas Southern	11/12/2024	*	27:03	0-2	.000	0-2	.000	0-3	.000	2	7	9	5.7	4	1	0	2	0	0	2.7	
Georgia	11/15/2024	*	24:54	3-5	.600	1-2	.500	0-3	.000	4	7	11	7.0	3	2	2	0	1	7	3.8	
Cincinnati	11/23/2024	*	20:34	3-7	.429	0-2	.000	0-0	.000	2	2	4	6.4	5	1	0	0	1	6	4.2	
Charleston So.	11/27/2024	*	21:27	2-8	.250	1-3	.333	1-2	.500	1	1	2	5.7	5	2	0	0	0	6	4.5	
Central Ark.	11/30/2024	*	19:20	2-4	.500	0-1	.000	0-0	.000	2	4	6	5.7	1	1	1	0	0	4	4.4	
at Oklahoma	12/03/2024	*	24:21	0-3	.000	0-3	.000	1-2	.500	2	3	5	5.6	4	0	1	3	2	1	4.0	
at North Carolina	12/07/2024	*	18:43	1-5	.200	1-2	.500	0-0	.000	1	3	4	5.4	4	1	0	1	0	3	3.9	
vs Northwestern	12/15/2024	*	07:53	0-1	.000	0-1	.000	0-0	.000	0	0	0	4.9	3	0	0	0	0	3.5		
Totals			8	181:46	15-45	.333	3-18	.167	2-10	.200	18	31	49	4.9	32	8	4	6	4	35	3.5

Player Averages

Games Played	Minutes/game	Points/game	FG Pct	3FG Pct	FT Pct	Rebounds/game	Assists/game	Turnovers/game	Assist/Turnover ratio	Steals/game	Blocks/game
10	18.2	3.5	33.3	16.7	20.0	4.9	0.8	0.4	2.0	0.4	0.6

CAREER STATS AND GAME HIGHS

ONWUCHEKWA, Doryan

SEASON	TEAM	GP-GS	MIN/AVG	Field Goals		3-Point		F-Throws		Rebounds				Scoring						
				FG-FGA	FG%	3FG-3FGA	3FG%	FT-FTA	FT%	OFF	DEF	TOT	AVG	PF-FO	A	TO	BLK	STL	PTS	AVG
2024-25	GaTech	10-8	182/18.2	15-45	.333	3-18	.167	2-10	.200	18	31	49	4.9	32-2	8	4	6	4	35	3.5
TOTAL		10-8	182/18.2	15-45	.333	3-18	.167	2-10	.200	18	31	49	4.9	32-2	8	4	6	4	35	3.5

Single Game Highs

Statistic	Value
Points	7 vs Georgia 11/15/24
Rebounds	11 vs Georgia 11/15/24
Assists	2 vs Georgia 11/15/24, vs Charleston So. 11/27/24
Steals	2 at Oklahoma 12/03/24
Blocks	3 at Oklahoma 12/03/24
FG Made	3 vs Georgia 11/15/24, vs Cincinnati 11/23/24
FG Attempts	8 vs Charleston So. 11/27/24
3FG Made	1 vs Georgia 11/15/24, vs Charleston So. 11/27/24, at North Carolina 12/07/24
3FG Attempts	3 vs Charleston So. 11/27/24, at Oklahoma 12/03/24
FT Made	1 vs Charleston So. 11/27/24, at Oklahoma 12/03/24
FT Attempts	3 vs Texas Southern 11/12/24, vs Georgia 11/15/24

BIO UPDATES

KOWACIE REEVES, JR.

14

Guard • 6-7 • 205 • Senior • Macon, Ga. • Westside HS / Florida

- First name pronounced "ko-WAY-see" ... Teammates and coaches call him "WAY-see"
- Published his first book in June of 2024, a self-help book entitled "I Am Not Your Doctrine," and a second one entitled "Nautre's Renaissance" at the end of January ... Set to graduate this May
- Steady player on both ends of the floor who started all 38 games as a Yellow Jacket after transferring from Florida, including the first six this season, until suffering a foot injury ... Missed the last 28 games (last played 11/27 vs. Charleston Southern)
- Averaged 9.3 points, 6th on the team, with just 3 turnovers in the 6 games he has played
- Reached double-digits in Tech's first three games, averaging 15.7 points per game (No. 2 on Tech's scoring chart), before going just 4-for-15 for 9 points total in Tech's last 3 games
- Reliable three-point shooter who led the Jackets last season, and had hit 28.1 percent prior to his injury
- Blocked team-high seven shots and averaged 2.5 rebounds per game



GAME-BY-GAME STATISTICS

#14 REEVES JR., Kowacie

Opponent	Date	GS	MIN	Total		3-Pointers		Free throws		Rebounds				PF	A	TO	BLK	STL	PTS	AVG	
				FG-FGA	PCT	3FG-3FGA	PCT	FT-FTA	PCT	OFF	DEF	TOT	AVG								
West Ga.	11/06/2024	*	25:28	6-13	.462	1-5	.200	2-2	1.000	1	3	4	4.0	1	0	3	1	15	15.0		
North Florida	11/10/2024	*	30:49	6-12	.500	4-9	.444	1-2	.500	1	0	1	2.5	4	3	0	2	1	17	16.0	
Texas Southern	11/12/2024	*	32:30	6-17	.353	3-11	.273	0-0	.000	2	5	7	4.0	2	3	2	2	1	15	15.7	
Georgia	11/15/2024	*	19:27	1-6	.167	0-2	.000	0-0	.000	0	0	0	3.0	2	0	0	0	2	12.3		
Cincinnati	11/23/2024	*	21:08	1-6	.167	1-4	.250	0-1	.000	0	1	1	2.6	2	0	1	0	1	3	10.4	
Charleston So.	11/27/2024	*	13:49	2-3	.667	0-1	.000	0-0	.000	2	0	2	2.5	1	0	0	0	4	9.3		
Totals			6	143:11	22-57	.386	9-32	.281	3-5	.600	6	9	15	2.5	12	6	3	7	4	56	9.3

Player Averages

Games Played	Minutes/game	Points/game	FG Pct	3FG Pct	FT Pct	Rebounds/game	Assists/game	Turnovers/game	Assist/Turnover ratio	Steals/game	Blocks/game
6	23.9	9.3	38.6	28.1	60.0	2.5	1.0	0.5	2.0	0.7	1.2

CAREER STATS AND GAME HIGHS

REEVES JR., Kowacie

SEASON	TEAM	GP-GS	MIN/AVG	Field Goals		3-Point		F-Throws		Rebounds				Scoring						
				FG-FGA	FG%	3FG-3FGA	3FG%	FT-FTA	FT%	OFF	DEF	TOT	AVG	PF	FO	A	TO	BLK	STL	PTS
2021-22	UF	29-10	451/15.6	50-132	.379	32-96	.333	27-36	.750	14	28	42	1.4	25-0	11	18	4	14	159	5.5
2022-23	UF	31-7	599/19.3	93-247	.377	34-130	.262	44-62	.710	12	70	82	2.6	42-1	17	34	6	17	264	8.5
2023-24	GaTech	32-32	922/28.8	110-264	.417	51-133	.383	42-50	.840	33	93	126	3.9	41-0	28	37	16	16	313	9.8
2024-25	GaTech	6-6	143/23.9	22-57	.386	9-32	.281	3-5	.600	6	9	15	2.5	12-0	6	3	7	4	56	9.3
TOTAL FOR GaTech		38-38	1065/28.0	132-321	.411	60-165	.364	45-55	.818	39	102	141	3.7	53-0	34	40	23	20	369	9.7
TOTAL		98-55	2116/21.6	275-700	.393	126-391	.322	116-153	.758	65	200	265	2.7	120-1	62	92	33	51	792	8.1

Single Game Highs

Statistic	Value	
Points	21	vs Texas A&M 03/10/22
Rebounds	10	vs Alabama A&M 12/09/23
Assists	3	6 times
Steals	3	at Xavier 03/20/22, vs Ga. Southern 11/06/23
Blocks	3	at Cincinnati 11/22/23, vs West Ga. 11/06/24
FG Made	8	vs Florida A&M 11/30/22
FG Attempts	17	vs Texas Southern 11/12/24
3FG Made	5	at Clemson 01/16/24
3FG Attempts	11	vs Texas Southern 11/12/24
FT Made	6	vs Texas A&M 03/10/22, vs Alabama A&M 12/09/23
FT Attempts	8	vs Texas A&M 03/10/22

BIO UPDATES

IBRAHIM SQUARE

Forward • 6-9 • 225 • Redshirt Freshman • Conakry, Guinea • Dream City Christian School (AZ)

- Name pronounced "EE-bruh-HEEM SWAR-ay (rhymes with soiree)"



- Energetic post player from Guinea who was recruited out of Canyon International Academy in Glendale, Ariz.

- Became increasingly important and improved over the course of ACC play as injuries decimated Tech's rotation ... Gave the Jackets great activity around the basket at both ends of the floor

- Played in 29 games, including every ACC game (regular season and tournament)

- Started Tech's last 14 regular season games ... Averaged 24.2 minutes, averaging 3.9 points with 5.0 rebounds and 9 blocked shots in his starts

- Had season highs of 9 points and 12 rebounds in 42:30 in Tech's 3-OT win at Clemson, and 8 points with 11 rebounds at Wake Forest

- Played a key role in Tech's win over Stanford, defending 7-footer Maxime Raynaud and holding the ACC Player of the Year candidate to season lows of 8 points and 6 rebounds

- In ACC games: averaged 21.5 minutes, 3.2 points and 4.3 rebounds in ACC play, and has connected on 58% of his field goals (mostly dunks and layups)

GAME-BY-GAME STATISTICS

#30 SQUARE, Ibrahim

Opponent	Date	GS	MIN	Total		3-Pointers		Free throws		Rebounds				PF	A	TO	BLK	STL	PTS	AVG	
				FG-FGA	PCT	3FG-3FGA	PCT	FT-FTA	PCT	OFF	DEF	TOT	AVG								
West Ga.	11/06/2024		04:02	0-0	.000	0-0	.000	1-2	.500	0	3	3	3.0	0	0	0	0	0	1	1.0	
Texas Southern	11/12/2024		06:48	0-0	.000	0-0	.000	0-0	.000	3	2	5	4.0	4	0	2	0	0	0	0.5	
Georgia	11/15/2024		00:42	0-0	.000	0-0	.000	0-0	.000	0	0	0	2.7	2	0	0	0	0	0	0.3	
Cincinnati	11/23/2024		03:24	1-1	1.000	0-0	.000	1-4	.250	1	0	1	2.3	0	0	0	0	0	3	1.0	
Charleston So.	11/27/2024		17:01	2-4	.500	0-0	.000	2-4	.500	2	2	4	2.6	4	0	1	0	0	6	2.0	
Central Ark.	11/30/2024		13:37	0-1	.000	0-1	.000	0-0	.000	1	2	3	2.7	2	0	0	0	0	0	1.7	
at Oklahoma	12/03/2024		00:30	0-0	.000	0-0	.000	0-0	.000	0	0	0	2.3	0	0	0	0	0	0	1.4	
at North Carolina	12/07/2024		03:25	0-0	.000	0-0	.000	0-0	.000	0	0	0	2.0	0	0	0	0	0	0	1.3	
Duke	12/21/2024		13:55	2-2	1.000	0-0	.000	0-0	.000	0	4	4	2.2	2	0	1	1	1	4	1.6	
Alabama A&M	12/28/2024		18:60	4-5	.800	0-0	.000	0-0	.000	3	3	6	2.6	3	0	2	0	8	2.2		
Notre Dame	12/31/2024		13:44	1-2	.500	0-0	.000	0-0	.000	0	1	1	2.5	1	0	0	1	0	2	2.2	
Boston College	01/04/2025		23:13	1-2	.500	0-0	.000	0-4	.000	0	6	6	2.8	3	1	1	4	0	2	2.2	
at Syracuse	01/07/2025		16:42	0-1	.000	0-0	.000	0-0	.000	1	3	4	2.8	3	0	0	1	0	2	2.0	
at SMU	01/11/2025		15:43	1-1	1.000	0-0	.000	0-0	.000	0	0	0	2.6	4	1	1	0	0	2	2.0	
Clemson	01/14/2025	*	21:29	0-1	.000	0-0	.000	0-0	.000	2	4	6	2.9	4	0	1	0	0	1	1.9	
at Florida St.	01/18/2025	*	27:15	1-1	1.000	0-0	.000	0-2	.000	1	1	2	2.8	4	0	2	0	0	2	1.9	
Virginia Tech	01/22/2025	*	31:49	2-3	.667	0-0	.000	1-2	.500	1	4	5	2.9	1	1	1	0	5	2.1		
at Notre Dame	01/28/2025	*	24:17	2-4	.500	0-0	.000	0-0	.000	2	3	5	3.1	3	0	1	3	1	4	2.2	
Louisville	02/01/2025	*	24:30	2-2	1.000	0-0	.000	0-3	.000	1	4	5	3.2	3	1	0	0	0	4	2.3	
at Clemson	02/04/2025	*	42:30	3-4	.750	0-0	.000	3-6	.500	7	5	12	3.6	3	0	1	0	1	9	2.6	
at Virginia	02/08/2025	*	33:07	2-3	.667	0-0	.000	0-0	.000	0	2	2	3.5	4	0	0	0	1	4	2.7	
Stanford	02/12/2025	*	27:26	2-4	.500	0-0	.000	0-0	.000	1	3	4	3.5	3	1	1	0	1	4	2.7	
California	02/15/2025	*	21:12	1-2	.500	0-0	.000	0-2	.000	1	4	5	3.6	1	1	1	1	0	2	2.7	
at Boston College	02/22/2025	*	23:01	2-3	.667	0-0	.000	0-1	.000	1	3	4	3.6	1	0	0	0	0	4	2.8	
at Pittsburgh	02/25/2025	*	10:41	0-1	.000	0-0	.000	0-0	.000	1	1	2	3.6	1	0	0	0	0	0	2.6	
NC State	03/01/2025	*	09:29	1-2	.500	0-0	.000	0-0	.000	0	1	1	3.5	4	0	0	0	0	2	2.6	
Miami (FL)	03/04/2025	*	19:54	3-5	.600	0-0	.000	0-0	.000	3	3	6	3.6	1	0	1	2	0	6	2.7	
at Wake Forest	03/08/2025	*	26:37	3-7	.429	0-0	.000	2-2	1.000	3	8	11	3.8	3	0	1	1	1	8	2.9	
vs Virginia	03/12/2025		11:03	1-1	1.000	0-0	.000	0-0	.000	1	0	1	3.7	1	1	1	0	0	2	2.9	
vs Duke	03/13/2025		03:40	0-0	.000	0-0	.000	0-0	.000	0	0	0	3.6	2	0	0	0	0	0	2.8	
Totals			14	509:44	37-62	.597	0-1	.000	10-32	.313	36	72	108	3.6	67	7	16	17	7	84	2.8

Player Averages

Games Played	Minutes/game	Points/game	FG Pct	3FG Pct	FT Pct	Rebounds/game	Assists/game	Turnovers/game	Assist/Turnover ratio	Steals/game	Blocks/game
30	17.0	2.8	59.7	0.0	31.3	3.6	0.2	0.5	0.4	0.2	0.6

CAREER STATS AND GAME HIGHS

SQUARE, Ibrahim

SEASON	TEAM	GP-GS	MIN/AVG	Field Goals		3-Point		F-Throws		Rebounds				Scoring						
				FG-FGA	FG%	3FG-3FGA	3FG%	FT-FTA	FT%	OFF	DEF	TOT	AVG	PF-FO	A	TO	BLK	STL	PTS	AVG
2024-25	GaTech	30-14	510/17.0	37-62	.597	0-1	.000	10-32	.313	36	72	108	3.6	67-0	7	16	17	7	84	2.8
TOTAL		30-14	510/17.0	37-62	.597	0-1	.000	10-32	.313	36	72	108	3.6	67-0	7	16	17	7	84	2.8

Single Game Highs

Statistic	Value
Points	9 at Clemson 02/04/25
Rebounds	12 at Clemson 02/04/25
Assists	7 times
Steals	7 times
Blocks	4 vs Boston College 01/04/25
FG Made	4 vs Alabama A&M 12/28/24
FG Attempts	7 at Wake Forest 03/08/25
3FG Attempts	1 vs Central Ark. 11/30/24
FT Made	3 at Clemson 02/04/25
FT Attempts	6 at Clemson 02/04/25

BIO UPDATES

DARRION SUTTON

10

Forward • 6-8 • 205 • Freshman • St. Charles, Mo. • Overtime Elite (Atlanta)

- Four-star forward prospect from the St. Louis, Mo., area who spent his senior year at Overtime Elite in Atlanta after his game and his recruitment took off over the summer of 2023



- Left-handed shooter ... First name pronounced "DARE-ee-on"

- Saw limited court time in the first three months of the season, seeing action in just 7 of Tech's first 23 games (54 total minutes) until February when injuries severely reduced Tech's rotation

- Averaged nearly 15 minutes in Tech's last 12 games, making 1 start vs. Stanford on Feb. 12

- Scored 4 points with 4 rebounds and 2 assists at Virginia ... Got his first collegiate start vs. Stanford, and had 2 points (on FT with 30 seconds remaining), 4 rebounds, 1 assist and 1 block in 33:26 ... Took 3 rebounds vs NC State ... 2 points, 2 boards, 2 assists vs. Miami

- Scored 8 points with 5 rebounds in 2 ACC Tournament games ... Hit the first 2 3-point FG of his career vs. Duke in the quarterfinals

- Saw more court time in the 3 games around the holiday (UMBC, Duke, Alabama A&M), averaging around 12 minutes, scoring 8 points with 7 rebounds

- Played in the opener against West Georgia, then missed 8 games with an injury, returned to play 3 minutes vs. Northwestern

GAME-BY-GAME STATISTICS

#10 SUTTON, Darrion

Opponent	Date	GS	MIN	Total		3-Pointers		Free throws		Rebounds				PF	A	TO	BLK	STL	PTS	AVG
				FG-FGA	PCT	3FG-3FGA	PCT	FT-FTA	PCT	OFF	DEF	TOT	AVG							
West Ga.	11/06/2024		06:33	0-1	.000	0-1	.000	0-0	.000	0	0	0	0.0	2	0	1	0	0	0	0.0
vs Northwestern	12/15/2024		03:15	0-0	.000	0-0	.000	0-0	.000	0	0	0	0.0	0	0	0	0	0	0	0.0
UMBC	12/18/2024		11:20	1-1	1.000	0-0	.000	2-4	.500	1	2	3	1.0	1	0	0	1	0	4	1.3
Duke	12/21/2024		11:52	0-1	.000	0-1	.000	1-2	.500	0	0	0	0.8	0	0	0	0	0	1	1.3
Alabama A&M	12/28/2024		13:25	0-1	.000	0-0	.000	3-4	.750	0	4	4	1.4	0	1	0	1	2	3	1.6
Virginia Tech	01/22/2025		04:12	0-2	.000	0-0	.000	0-0	.000	0	0	0	1.2	0	0	0	0	1	0	1.3
at Clemson	02/04/2025		03:59	0-0	.000	0-0	.000	0-0	.000	0	0	0	1.0	3	0	0	0	0	0	1.1
at Virginia	02/08/2025		22:56	2-6	.333	0-2	.000	0-0	.000	1	3	4	1.4	0	2	1	1	1	4	1.5
Stanford	02/12/2025 *		33:36	0-2	.000	0-1	.000	2-2	1.000	1	3	4	1.7	2	1	1	1	0	2	1.6
California	02/15/2025		13:20	0-0	.000	0-0	.000	0-0	.000	0	1	1	1.6	1	1	0	0	0	0	1.4
at Boston College	02/22/2025		08:35	0-0	.000	0-0	.000	0-0	.000	0	1	1	1.5	3	0	1	0	0	0	1.3
at Pittsburgh	02/25/2025		09:47	0-0	.000	0-0	.000	0-0	.000	0	0	0	1.4	1	0	0	1	0	0	1.2
NC State	03/01/2025		10:08	0-2	.000	0-0	.000	0-0	.000	0	3	3	1.5	2	0	0	0	0	0	1.1
Miami (FL)	03/04/2025		16:36	1-3	.333	0-0	.000	0-0	.000	1	1	2	1.6	3	2	0	0	0	2	1.1
at Wake Forest	03/08/2025		14:07	0-2	.000	0-1	.000	0-0	.000	0	1	1	1.5	1	2	0	0	0	0	1.1
vs Virginia	03/12/2025		07:25	1-2	.500	0-0	.000	0-0	.000	1	1	2	1.6	0	0	0	0	0	2	1.1
vs Duke	03/13/2025		14:31	2-2	1.000	2-2	1.000	0-0	.000	0	3	3	1.6	2	0	1	0	0	6	1.4
Jacksonville St.	03/18/2025		09:59	0-3	.000	0-1	.000	0-0	.000	0	0	0	1.6	1	1	0	0	1	0	1.3
Totals			1 215:36	7-28	.250	2-9	.222	8-12	.667	5	23	28	1.6	22	10	5	5	5	24	1.3

Player Averages

Games Played	Minutes/game	Points/game	FG Pct	3FG Pct	FT Pct	Rebounds/game	Assists/game	Turnovers/game	Assist/Turnover ratio	Steals/game	Blocks/game
18	12.0	1.3	25.0	22.2	66.7	1.6	0.6	0.3	2.0	0.3	0.3

CAREER STATS AND GAME HIGHS

SUTTON, Darrion

SEASON	TEAM	GP-GS	MIN/AVG	Field Goals		3-Point		F-Throws		Rebounds				Scoring						
				FG-FGA	FG%	3FG-3FGA	3FG%	FT-FTA	FT%	OFF	DEF	TOT	AVG	PF-FO	A	TO	BLK	STL	PTS	AVG
2024-25	GaTech	18-1	216/12.0	7-28	.250	2-9	.222	8-12	.667	5	23	28	1.6	22-0	10	5	5	5	24	1.3
TOTAL		18-1	216/12.0	7-28	.250	2-9	.222	8-12	.667	5	23	28	1.6	22-0	10	5	5	5	24	1.3

Single Game Highs

Statistic	Value
Points	6 vs Duke 03/13/25
Rebounds	4 vs Alabama A&M 12/28/24, at Virginia 02/08/25, vs Stanford 02/12/25
Assists	2 at Virginia 02/08/25, vs Miami (FL) 03/04/25, at Wake Forest 03/08/25
Steals	2 vs Alabama A&M 12/28/24
Blocks	1 5 times
FG Made	2 at Virginia 02/08/25, vs Duke 03/13/25
FG Attempts	6 at Virginia 02/08/25
3FG Made	2 vs Duke 03/13/25
3FG Attempts	2 at Virginia 02/08/25, vs Duke 03/13/25
FT Made	3 vs Alabama A&M 12/28/24
FT Attempts	4 vs UMBC 12/18/24, vs Alabama A&M 12/28/24

BIO UPDATES

EMMER NICHOLS

35

Forward • 6-6 • 223 • Redshirt Sophomore • Woodside, Calif. • Sacred Heart Preparatory School

- Non-scholarship player who joined the Tech program for the fall, 2022 semester ... Redshirted the 2022-23 season
- Played in 8 games in his career, 6 this season ... Scored his first points of this season against Alabama A&M Dec. 28, and made his first three-point field goal March 1 vs. NC State



- Suffered a broken leg on Jan. 19 of last season and was sidelined the remainder of the season
- Versatile player and left-handed shooter who is skilled in all facets of the game
- No. 42-ranked player in the state of California according to Max Preps
- Played four years at Sacred Heart Preparatory School, serving two years as team captain
- Helped Sacred Heart to a pair of league championships, including a Central Coast Section title in 2021
- As a senior, led SHP to a 25-5 record overall as a senior and 14-0 mark in its league
- Earned second-team Central Coast Section WBAL all-league, first-team all-league in 2020 and 2022 (MVP and defensive player of the year in 2022)

GAME-BY-GAME STATISTICS

#35 NICHOLS, Emmer

Opponent	Date	GS	MIN	Total		3-Pointers		Free throws		Rebounds				PF	A	TO	BLK	STL	PTS	AVG
				FG-FGA	PCT	3FG-3FGA	PCT	FT-FTA	PCT	OFF	DEF	TOT	AVG							
Cincinnati	11/23/2024		00:53	0-0	.000	0-0	.000	0-0	.000	0	0	0	0.0	0	0	0	0	0	0	0.0
Alabama A&M	12/28/2024		03:26	1-2	.500	0-0	.000	0-0	.000	1	1	2	1.0	0	0	1	1	0	2	1.0
at Virginia	02/08/2025		01:04	0-0	.000	0-0	.000	0-0	.000	0	0	0	0.0	0	0	1	0	0	0	0.0
NC State	03/01/2025		01:28	1-1	1.000	1-1	1.000	0-0	.000	0	0	0	0.5	0	0	0	0	0	3	1.3
Miami (FL)	03/04/2025		01:42	0-0	.000	0-0	.000	0-0	.000	0	0	0	0.4	0	0	2	0	0	0	1.0
at Wake Forest	03/08/2025		01:53	0-0	.000	0-0	.000	0-0	.000	0	0	0	0.3	0	0	0	0	0	0	0.8
Totals		0	10:26	2-3	.667	1-1	1.000	0-0	.000	1	1	2	0.3	0	0	4	1	0	5	0.8

Player Averages

Games Played	Minutes/game	Points/game	FG Pct	3FG Pct	FT Pct	Rebounds/game	Assists/game	Turnovers/game	Assist/Turnover ratio	Steals/game	Blocks/game
6	1.7	0.8	66.7	100.0	0.0	0.3	0.0	0.7	0.0	0.0	0.2

CAREER STATS AND GAME HIGHS

NICHOLS, Emmer

SEASON	TEAM	GP-GS	MIN/AVG	Field Goals		3-Point		F-Throws		Rebounds				Scoring							
				FG-FGA	FG%	3FG-3FGA	3FG%	FT-FTA	FT%	OFF	DEF	TOT	AVG	PF	A	TO	BLK	STL	PTS	AVG	
2023-24	GaTech	2-0	4/2.0	0-0	.000	0-0	.000	0-0	.000	1	3	4	2.0	0-0	0	0	0	0	0	0	0.0
2024-25	GaTech	6-0	10/1.7	2-3	.667	1-1	1.000	0-0	.000	1	1	2	0.3	0-0	0	4	1	0	5	0.8	
TOTAL		8-0	15/1.8	2-3	.667	1-1	1.000	0-0	.000	2	4	6	0.8	0-0	0	4	1	0	5	0.6	

Single Game Highs


Statistic	Value
Points	3 vs NC State 03/01/25
Rebounds	3 vs Alabama A&M 12/09/23
Blocks	1 vs Alabama A&M 12/28/24
FG Made	1 vs NC State 03/01/25, vs Alabama A&M 12/28/24
FG Attempts	2 vs Alabama A&M 12/28/24
3FG Made	1 vs NC State 03/01/25

MARCOS SAN MIGUEL

5

Guard • 6-4 • 203 • Sophomore • Atlanta, Ga. • Campbell HS

- Second-year non-scholarship student-athlete from Campbell High School in Smyrna
- Has seen action in 6 games in his career, 5 this season ... Scored the first points of his college career in the most recent meeting on Dec. 28, hitting 2-of-5 shots from the floor



- Four-year varsity letterwinner in basketball at Campbell High School, serving as team captain three years ... Helped the Spartans to a 17-12 overall record as a senior
- Graduated from Campbell with a 4.77 weighted GPA ... Also served in IB Leadership Core Team, Human Rights Club (Vice President), Interact Service Club, Chess Club, Academic Quiz Bowl, National Honor Society, Spanish Honor Society, Campbell Fellowship
- Gold Scholar at Georgia Tech enrolled in computer science with a minor in Spanish
- Officiates youth basketball in his spare time for East Marietta Basketball, Inc. ... Founded and leads organization called Take a Charge National Fundraising Campaign, in which he seeks donations for each charge he takes in basketball games, originating to raise funds for a friend who suffered a traumatic brain injury playing football, with additional funds directed toward people in need

GAME-BY-GAME STATISTICS

#33 SAN MIGUEL, Marcos

Opponent	Date	GS	MIN	Total		3-Pointers		Free throws		Rebounds				PF	A	TO	BLK	STL	PTS	AVG
				FG-FGA	PCT	3FG-3FGA	PCT	FT-FTA	PCT	OFF	DEF	TOT	AVG							
Alabama A&M	12/28/2024		03:26	2-5	.400	0-0	.000	0-0	.000	0	0	0	0.0	0	0	1	0	0	4	4.0
at Virginia	02/08/2025		01:04	0-0	.000	0-0	.000	0-0	.000	0	0	0	0.0	0	0	0	0	0	0	2.0
NC State	03/01/2025		01:28	0-0	.000	0-0	.000	0-0	.000	0	0	0	0.0	0	0	1	0	0	0	1.3
Miami (FL)	03/04/2025		00:42	0-0	.000	0-0	.000	0-0	.000	0	0	0	0.0	0	0	0	0	0	0	1.0
at Wake Forest	03/08/2025		01:53	0-0	.000	0-0	.000	0-0	.000	0	0	0	0.0	0	0	0	0	0	0	0.8
Totals		0	08:33	2-5	.400	0-0	.000	0-0	.000	0	0	0	0.0	0	0	2	0	0	4	0.8

Player Averages

Games Played	Minutes/game	Points/game	FG Pct	3FG Pct	FT Pct	Rebounds/game	Assists/game	Turnovers/game	Assist/Turnover ratio	Steals/game	Blocks/game
5	1.7	0.8	40.0	0.0	0.0	0.0	0.0	0.4	0.0	0.0	0.0

CAREER STATS AND GAME HIGHS

SAN MIGUEL, Marcos

SEASON	TEAM	GP-GS	MIN/AVG	Field Goals		3-Point		F-Throws		Rebounds				Scoring						
				FG-FGA	FG%	3FG-3FGA	3FG%	FT-FTA	FT%	OFF	DEF	TOT	AVG	PF	A	TO	BLK	STL	PTS	AVG
2023-24	GaTech	1-0	2/1.9	0-2	.000	0-1	.000	0-0	.000	1	0	1	1.0	0-0	0	1	0	0	0	0.0
2024-25	GaTech	5-0	9/1.7	2-5	.400	0-0	.000	0-0	.000	0	0	0	0.0	0-0	0	2	0	0	4	0.8
TOTAL		6-0	10/1.7	2-7	.286	0-1	.000	0-0	.000	1	0	1	0.2	0-0	0	3	0	0	4	0.7

Single Game Highs

Statistic	Value
Points	4 vs Alabama A&M 12/28/24
Rebounds	1 vs Alabama A&M 12/09/23
FG Made	2 vs Alabama A&M 12/28/24
FG Attempts	5 vs Alabama A&M 12/28/24
3FG Attempts	1 vs Alabama A&M 12/09/23

GAME NOTES

BIO UPDATES

DYLLAN THOMPSON

32

Guard/Forward • 6-7 • 215 • Freshman • Sugar Land, Texas • Second Baptist HS

- Non-scholarship wing player who committed to the Yellow Jackets in June of 2024 and enrolled for the fall semester as a freshman



- Attended Second Baptist School in Houston his junior and senior years

- Led his team in scoring at 18 points per game, and averaged 7.3 rebounds and 2.5 assists per game as a senior,

helping the Eagles post a 29-9 overall record and a 13-1 mark in their district

- Also connected on 35 percent of his three-point tries (175 attempts) and 80 percent of his free throws

- Made the all-tournament team for the Texas Association of Private and Parochial Schools post-season tournament

- Selected second-team all-state and first-team all-district as a junior

- Also competed in the high jump for Second Baptist's track and field team

- Played for John Lucas' Nike EYBL team, JL3 ... Participated in the 2023 NBPA Top 100 camp in Orlando, Fla.

- Prior to Second Baptist, attended St. Anne's Belfield in Charlottesville, Va., where he averaged 3.2 points and 2.7 rebounds over 25 games in 2021-22

- Son of former USC All-American and 9-time WNBA all-star Tina Thompson

2024-25 SEASON STATISTICS AND RESULTS - ACC ONLY

Game Records

Record	Overall	Home	Away	Neutral
ALL GAMES	10-10	8-2	2-8	0-0
CONFERENCE	10-10	8-2	2-8	0-0
NON-CONFERENCE	0-0	0-0	0-0	0-0

Score by Periods

Team	1st	2nd	OT	TOT
Georgia Tech	655	726	36	1417
Opponents	670	751	31	1452

Team Box Score

No.	Player				Total		3-Point		F-Throw		Rebounds											
		GP-GS	MIN	AVG	FG-FGA	FG%	3FG-3FGA	3FG%	FT-FTA	FT%	OFF	DEF	TOT	AVG	PF	DQ	A	TO	BLK	STL	PTS	AVG
0	TERRY, Lance	17-17	613:44	36.1	89-222	.401	36-114	.316	35-51	.686	14	38	52	3.1	37	0	30	26	4	20	249	14.6
11	NDONGO, Baye	20-20	650:31	32.5	112-206	.544	5-16	.313	59-89	.663	65	138	203	10.2	61	4	30	51	24	22	288	14.4
31	POWELL, Duncan	20-10	673:06	33.7	90-211	.427	38-104	.365	60-83	.723	35	72	107	5.4	40	1	14	27	7	17	278	13.9
1	GEORGE, Naithan	20-20	756:33	37.8	99-242	.409	37-107	.346	35-45	.778	13	81	94	4.7	28	0	130	67	12	22	270	13.5
2	MCCOLLUM, Javian	11-6	336:55	30.6	49-114	.430	20-58	.345	24-28	.857	2	27	29	2.6	12	0	41	18	1	17	142	12.9
3	MUSTAF, Jaeden	14-5	347:15	24.8	35-90	.389	5-15	.333	22-38	.579	9	23	32	2.3	37	2	15	20	2	12	97	6.9
30	SOUARE, Ibrahim	20-14	429:57	21.5	29-50	.580	0-0	.000	6-22	.273	25	60	85	4.3	49	0	6	12	15	7	64	3.2
45	ONWUCHEKWA, Doryan	1-1	18:43	18.7	1-5	.200	1-2	.500	0-0	.000	1	3	4	4.0	4	0	1	0	1	0	3	3.0
12	MUTOMBO, Ryan	11-5	99:25	9.0	7-19	.368	0-0	.000	0-1	.000	8	14	22	2.0	8	0	1	1	4	1	14	1.3
10	SUTTON, Darrion	11-1	149:08	13.6	3-18	.167	0-5	.000	3-4	.750	3	13	16	1.5	16	0	8	3	3	2	9	0.8
35	NICHOLS, Emmer	4-0	06:07	1.5	1-1	1.000	1-1	1.000	0-0	.000	0	0	0	0.0	0	0	0	3	0	0	3	0.8
9	O'BRIEN, Luke	1-1	13:28	13.5	0-2	.000	0-2	.000	0-0	.000	0	0	0	0.0	3	0	0	1	0	0	0	0.0
33	SAN MIGUEL, Marcos	4-0	05:07	1.3	0-0	.000	0-0	.000	0-0	.000	0	0	0	0.0	0	0	0	1	0	0	0	0.0
Team											41	26	67					16				
Total		20	4100		515-1180	.436	143-424	.337	244-361	.676	216	495	711	35.6	295	7	276	246	73	120	1417	70.9
Opponents		20	4100		527-1222	.431	175-499	.351	223-303	.736	222	499	721	36.1	321	7	301	225	78	146	1452	72.6

Team Statistics

	GATECH	OPP
Scoring	1417	1452
Points per game	70.9	72.6
Scoring margin	-1.8	-
Field goals-att	515-1180	527-1222
Field goal pct	.436	.431
3 point fg-att	143-424	175-499
3-point FG pct	.337	.351
3-pt FG made per game	7.2	8.8
Free throws-att	244-361	223-303
Free throw pct	.676	.736
F-Throws made per game	12.2	11.2
Rebounds	711	721
Rebounds per game	35.6	36.1
Rebounding margin	-0.5	-
Assists	276	301
Assists per game	13.8	15.1
Turnovers	246	225
Turnovers per game	12.3	11.3
Turnover margin	-1.1	-
Assist/turnover ratio	1.1	1.3
Steals	120	146
Steals per game	6.0	7.3
Blocks	73	78
Blocks per game	3.7	3.9
Winning streak	0	-
Home win streak	6	-
Attendance	48503	93431
Home games-Avg/Game	10-4850	10-9343
Neutral site-Avg/Game	-	0-0

Team Results

Date	Opponent		Score	Att.
12/07/2024	at North Carolina	L	65-68	19020
12/21/2024	Duke	L	56-82	8005
12/31/2024	Notre Dame	W	86-75	4914
01/04/2025	Boston College	W	85-64	3949
01/07/2025	at Syracuse	L	55-62	13935
01/11/2025	at SMU	L	71-93	5526
01/14/2025	Clemson	L	59-70	4047
01/18/2025	at Florida St.	L	78-91	6751
01/22/2025	Virginia Tech	W	71-64	3668
01/28/2025	at Notre Dame	L	68-71	4262
02/01/2025	Louisville	W	77-70	6147
02/04/2025	at Clemson	Wot3	89-86	7913
02/08/2025	at Virginia	L	61-75	14637
02/12/2025	Stanford	W	60-52	3869
02/15/2025	California	Wot	90-88	4648
02/22/2025	at Boston College	L	54-69	6038
02/25/2025	at Pittsburgh	W	73-67	6355
03/01/2025	NC State	W	87-62	4491
03/04/2025	Miami (FL)	W	89-74	4765
03/08/2025	at Wake Forest	L	43-69	8994

GAME NOTES

2024-25 SEASON STATISTICS - GEORGIA TECH GAME-BY-GAME

Opponent	Date	Score		Total		3-Pointers		Free throws		Rebounds										
				FG-FGA	PCT	3FG-3FGA	PCT	FT-FTA	PCT	OFF	DEF	TOT	AVG	PF	A	TO	BLK	STL	PTS	AVG
West Ga.	11/06/2024	85-62	W	33-68	.485	7-27	.259	12-17	.706	13	36	49	49.0	16	20	12	6	5	85	85.0
North Florida	11/10/2024	93-105	L	37-79	.468	13-29	.448	6-12	.500	13	25	38	43.5	20	22	10	2	4	93	89.0
Texas Southern	11/12/2024	81-62	W	22-58	.379	11-36	.306	26-34	.765	14	35	49	45.3	19	14	14	5	3	81	86.3
Georgia	11/15/2024	69-77	L	23-63	.365	6-23	.261	17-22	.773	10	24	34	42.5	28	11	13	3	5	69	82.0
Cincinnati	11/23/2024	58-81	L	21-59	.356	5-20	.250	11-20	.550	12	17	29	39.8	14	8	12	1	5	58	77.2
Charleston So.	11/27/2024	91-67	W	38-72	.528	3-11	.273	12-20	.600	13	29	42	40.2	26	18	7	1	10	91	79.5
Central Ark.	11/30/2024	87-68	W	29-61	.475	13-32	.406	16-20	.800	12	29	41	40.3	15	18	5	1	7	87	80.6
at Oklahoma	12/03/2024	61-76	L	22-53	.415	5-19	.263	12-18	.667	7	26	33	39.4	21	9	11	4	4	61	78.1
at North Carolina	12/07/2024	65-68	L	20-64	.313	8-27	.296	17-24	.708	11	26	37	39.1	20	9	14	4	5	65	76.7
vs Northwestern	12/15/2024	60-71	L	22-56	.393	7-24	.292	9-13	.692	8	34	42	39.4	15	14	16	4	1	60	75.0
UMBC	12/18/2024	91-82	W	32-61	.525	8-16	.500	19-29	.655	14	28	42	39.6	15	24	14	5	7	91	76.5
Duke	12/21/2024	56-82	L	21-58	.362	6-17	.353	8-10	.800	9	16	25	38.4	15	12	10	5	5	56	74.8
Alabama A&M	12/28/2024	92-49	W	33-61	.541	10-21	.476	16-21	.762	10	37	47	39.1	17	27	19	8	13	92	76.1
Notre Dame	12/31/2024	86-75	W	30-53	.566	8-20	.400	18-25	.720	9	21	30	38.4	14	17	8	4	5	86	76.8
Boston College	01/04/2025	85-64	W	31-53	.585	8-17	.471	15-27	.556	4	28	32	38.0	15	19	9	5	8	85	77.3
at Syracuse	01/07/2025	55-62	L	24-66	.364	4-21	.190	3-11	.273	12	27	39	38.1	13	8	13	5	12	55	75.9
at SMU	01/11/2025	71-93	L	27-59	.458	9-23	.391	8-14	.571	11	26	37	38.0	16	22	22	5	2	71	75.6
Clemson	01/14/2025	59-70	L	19-54	.352	7-20	.350	14-19	.737	12	24	36	37.9	17	10	14	2	6	59	74.7
at Florida St.	01/18/2025	78-91	L	26-60	.433	9-29	.310	17-24	.708	10	22	32	37.6	17	13	12	1	6	78	74.9
Virginia Tech	01/22/2025	71-64	W	24-51	.471	6-17	.353	17-26	.654	7	22	29	37.2	6	18	10	3	11	71	74.7
at Notre Dame	01/28/2025	68-71	L	27-55	.491	5-16	.313	9-11	.818	6	23	29	36.8	18	11	8	6	8	68	74.4
Louisville	02/01/2025	77-70	W	30-63	.476	8-24	.333	9-17	.529	8	22	30	36.5	18	16	9	1	10	77	74.5
at Clemson	02/04/2025	89-86	Wot3	35-83	.422	7-28	.250	12-25	.480	24	32	56	37.3	17	9	15	3	7	89	75.1
at Virginia	02/08/2025	61-75	L	24-53	.453	8-18	.444	5-9	.556	6	18	24	36.8	7	11	8	3	6	61	74.5
Stanford	02/12/2025	60-52	W	19-49	.388	5-15	.333	17-19	.895	10	32	42	37.0	13	9	15	5	2	60	74.0
California	02/15/2025	90-88	Wot	35-64	.547	11-20	.550	9-15	.600	11	21	32	36.8	11	17	14	4	7	90	74.6
at Boston College	02/22/2025	54-69	L	18-56	.321	5-23	.217	13-18	.722	12	29	41	36.9	17	13	13	3	1	54	73.8
at Pittsburgh	02/25/2025	73-67	W	20-49	.408	8-23	.348	25-28	.893	11	26	37	36.9	17	13	15	4	2	73	73.8
NC State	03/01/2025	87-62	W	33-70	.471	8-20	.400	13-17	.765	14	26	40	37.0	17	18	6	2	7	87	74.2
Miami (FL)	03/04/2025	89-74	W	36-66	.545	10-23	.435	7-8	.875	17	26	43	37.2	13	21	15	3	5	89	74.7
at Wake Forest	03/08/2025	43-69	L	16-54	.296	3-23	.130	8-14	.571	12	28	40	37.3	14	10	16	5	5	43	73.7
vs Virginia	03/12/2025	66-60	W	23-51	.451	2-9	.222	18-23	.783	11	33	44	37.5	9	10	13	6	4	66	73.5
vs Duke	03/13/2025	70-78	L	26-61	.426	12-27	.444	6-8	.750	9	22	31	37.3	18	14	11	3	4	70	73.4
Jacksonville St.	03/18/2025	64-81	L	22-62	.355	13-35	.371	7-9	.778	9	21	30	37.1	9	19	11	4	9	64	73.1
Total		2485		898-2045	.439	258-753	.343	431-627	.687	371	891	1262	37.1	537	504	414	126	201	2485	73.1
Opponents		2471		875-2079	.421	298-848	.351	423-584	.724	357	855	1212	35.6	555	482	375	127	242	2471	72.7

Georgia Tech Averages

Games Played	Points/game	FG Pct	3FG Pct	FT Pct	Rebounds/game	Assists/game	Turnovers/game	Assist/Turnover ratio	Steals/game	Blocks/game
34	73.1	43.9	34.3	68.7	37.1	14.8	12.2	1.2	5.9	3.7



2024-25 SEASON STATISTICS - OPPONENTS GAME-BY-GAME

Opponent	Date	Score		Total		3-Pointers		Free throws		Rebounds										
				FG-FGA	PCT	3FG-3FGA	PCT	FT-FTA	PCT	OFF	DEF	TOT	AVG	PF	A	TO	BLK	STL	PTS	AVG
West Ga.	11/06/2024	85-62	W	23-64	.359	6-15	.400	10-18	.556	6	19	25	25.0	15	10	8	6	6	62	62.0
North Florida	11/10/2024	93-105	L	37-69	.536	9-31	.290	22-29	.759	10	31	41	33.0	14	12	9	4	3	105	83.5
Texas Southern	11/12/2024	81-62	W	22-66	.333	6-14	.429	12-22	.545	14	27	41	35.7	24	12	12	2	8	62	76.3
Georgia	11/15/2024	69-77	L	26-56	.464	3-18	.167	22-31	.710	9	31	40	36.8	24	10	12	4	5	77	76.5
Cincinnati	11/23/2024	58-81	L	32-62	.516	9-22	.409	8-12	.667	9	27	36	36.6	20	16	12	5	4	81	77.4
Charleston So.	11/27/2024	91-67	W	17-56	.304	8-24	.333	25-35	.714	13	24	37	36.7	17	13	14	3	4	67	75.7
Central Ark.	11/30/2024	87-68	W	21-57	.368	14-32	.438	12-14	.857	6	22	28	35.4	13	12	8	3	3	68	74.6
at Oklahoma	12/03/2024	61-76	L	20-52	.385	10-28	.357	26-30	.867	9	28	37	35.6	16	7	7	1	8	76	74.8
at North Carolina	12/07/2024	65-68	L	23-59	.390	5-24	.208	17-21	.810	13	35	48	37.0	18	10	18	2	11	68	74.0
vs Northwestern	12/15/2024	60-71	L	26-65	.400	9-22	.409	10-16	.625	9	27	36	36.9	14	18	6	4	9	71	73.7
UMBC	12/18/2024	91-82	W	30-58	.517	10-25	.400	12-19	.632	5	21	26	35.9	19	18	13	0	9	82	74.5
Duke	12/21/2024	56-82	L	31-55	.564	10-25	.400	10-15	.667	8	28	36	35.9	13	20	10	3	5	82	75.1
Alabama A&M	12/28/2024	92-49	W	15-72	.208	8-33	.242	11-17	.647	20	19	39	36.2	17	11	19	2	11	49	73.1
Notre Dame	12/31/2024	86-75	W	27-62	.435	9-21	.429	12-14	.857	14	15	29	35.6	17	17	10	2	3	75	73.2
Boston College	01/04/2025	85-64	W	25-59	.424	5-15	.333	9-15	.600	8	23	31	35.3	21	14	13	2	3	64	72.6
at Syracuse	01/07/2025	55-62	L	26-63	.413	4-20	.200	6-9	.667	13	35	48	36.1	12	11	18	6	4	62	71.9
at SMU	01/11/2025	71-93	L	35-70	.500	14-28	.500	9-15	.600	13	24	37	36.2	17	25	10	5	15	93	73.2
Clemson	01/14/2025	59-70	L	23-52	.442	8-23	.348	16-20	.800	5	27	32	35.9	18	16	9	4	8	70	73.0
at Florida St.	01/18/2025	78-91	L	35-67	.522	9-27	.333	12-17	.706	12	27	39	36.1	18	19	8	5	8	91	73.9
Virginia Tech	01/22/2025	71-64	W	22-59	.373	11-26	.423	9-10	.900	14	25	39	36.3	17	13	17	0	5	64	73.5
at Notre Dame	01/28/2025	68-71	L	25-53	.472	10-23	.435	11-16	.688	8	24	32	36.0	13	10	10	0	4	71	73.3
Louisville	02/01/2025	77-70	W	25-55	.455	9-25	.360	11-19	.579	7	29	36	36.0	18	12	14	3	5	70	73.2
at Clemson	02/04/2025	89-86	Wot3	28-77	.364	12-37	.324	18-21	.857	16	30	46	36.5	21	12	13	8	9	86	73.7
at Virginia	02/08/2025	61-75	L	30-61	.492	11-27	.407	4-5	.800	13	25	38	36.5	13	21	8	2	5	75	73.8
Stanford	02/12/2025	60-52	W	20-66	.303	5-27	.185	7-7	1.000	13	20	33	36.4	15	13	7	7	8	52	72.9
California	02/15/2025	90-88	Wot	32-64	.500	13-26	.500	11-13	.846	12	22	34	36.3	17	17	15	2	8	88	73.5
at Boston College	02/22/2025	54-69	L	24-57	.421	9-24	.375	12-18	.667	7	28	35	36.3	15	15	6	6	8	69	73.3
at Pittsburgh	02/25/2025	73-67	W	21-57	.368	8-27	.296	17-21	.810	10	17	27	35.9	20	13	7	4	8	67	73.1
NC State	03/01/2025	87-62	W	20-53	.377	7-21	.333	15-21	.714	9	23	32	35.8	17	14	14	5	6	62	72.7
Miami (FL)	03/04/2025	89-74	W	31-70	.443	5-22	.227	7-12	.583	14	13	27	35.5	8	14	9	6	10	74	72.8
at Wake Forest	03/08/2025	43-69	L	24-63	.381	11-31	.355	10-14	.714	13	29	42	35.7	13	15	9	6	13	69	72.6
vs Virginia	03/12/2025	66-60	W	21-58	.362	9-25	.360	9-11	.818	5	21	26	35.4	18	8	8	4	10	60	72.3
vs Duke	03/13/2025	70-78	L	27-62	.435	7-30	.233	17-19	.895	11	27	38	35.5	10	14	8	7	7	78	72.4
Jacksonville St.	03/18/2025	64-81	L	31-60	.517	15-30	.500	4-8	.500	9	32	41	35.6	13	20	14	4	9	81	72.7
Total		2471		875-2079	.421	298-848	.351	423-584	.724	357	855	1212	35.6	555	482	375	127	242	2471	72.7
Georgia Tech		2485		898-2045	.439	258-753	.343	431-627	.687	371	891	1262	37.1	537	504	414	126	201	2485	73.1

Opponents Averages

Games Played	Points/game	FG Pct	3FG Pct	FT Pct	Rebounds/game	Assists/game	Turnovers/game	Assist/Turnover ratio	Steals/game	Blocks/game
34	72.7	42.1	35.1	72.4	35.6	14.2	11.0	1.3	7.1	3.7

2024-25 INDIVIDUAL HIGHS

Georgia Tech - Individual Game Highs

POINTS	31	Lance Terry vs Miami (FL) (03/04/2025)	
	29	Baye Ndongo vs NC State (03/01/2025)	
	28	Naithan George at Clemson (02/04/2025)	
	26	Duncan Powell at Pittsburgh (02/25/2025)	
	26	Baye Ndongo vs California (02/15/2025)	
FIELD GOALS MADE	12	Lance Terry vs Miami (FL) (03/04/2025)	
	12	Naithan George at Clemson (02/04/2025)	
FIELD GOAL ATTEMPTS	26	Naithan George at Clemson (02/04/2025)	
	21	Lance Terry at Clemson (02/04/2025)	
FIELD GOAL PERCENTAGE (min 5 made)	.833 (5-6)	Lance Terry vs Notre Dame (12/31/2024)	
	.818 (9-11)	Naithan George at Notre Dame (01/28/2025)	
3 PT FG MADE	6	Duncan Powell vs Duke (N) (03/13/2025)	
	6	Lance Terry vs Miami (FL) (03/04/2025)	
	6	Duncan Powell at Pittsburgh (02/25/2025)	
3 PT FG ATTEMPTS	14	Duncan Powell vs Duke (N) (03/13/2025)	
	13	Lance Terry at North Carolina (12/07/2024)	
3 PT FG PERCENTAGE (min 2 made)	1.000 (2-2)	Darrion Sutton vs Duke (N) (03/13/2025)	
	1.000 (2-2)	Luke O'Brien vs UMBC (12/18/2024)	
	1.000 (2-2)	Duncan Powell vs Northwestern (N) (12/15/2024)	
FREE THROWS MADE	11	Duncan Powell at Florida St. (01/18/2025)	
	8	Baye Ndongo vs NC State (03/01/2025)	
	8	Naithan George at Pittsburgh (02/25/2025)	
	8	Lance Terry at Boston College (02/22/2025)	
	8	Baye Ndongo vs Texas Southern (11/12/2024)	
FREE THROW ATTEMPTS	12	Duncan Powell at Florida St. (01/18/2025)	
	11	Baye Ndongo vs NC State (03/01/2025)	
FREE THROW PERCENTAGE (min 3 made)	1.000 (6-6)	Javian McCollum vs Boston College (01/04/2025)	
	1.000 (6-6)	Naithan George vs UMBC (12/18/2024)	
	1.000 (6-6)	Baye Ndongo vs Georgia (11/15/2024)	
	1.000 (5-5)	Naithan George vs Stanford (02/12/2025)	
	1.000 (5-5)	Javian McCollum vs Notre Dame (12/31/2024)	
	1.000 (5-5)	Javian McCollum vs Alabama A&M (12/28/2024)	
	1.000 (4-4)	Jaeden Mustaf vs Jacksonville St. (03/18/2025)	
	1.000 (4-4)	Jaeden Mustaf vs Virginia (N) (03/12/2025)	
	1.000 (4-4)	Baye Ndongo vs Virginia (N) (03/12/2025)	
	1.000 (4-4)	Duncan Powell vs Miami (FL) (03/04/2025)	
	1.000 (4-4)	Duncan Powell at Pittsburgh (02/25/2025)	
	1.000 (4-4)	Duncan Powell vs Stanford (02/12/2025)	
	1.000 (4-4)	Naithan George vs Louisville (02/01/2025)	
	1.000 (4-4)	Javian McCollum vs Clemson (01/14/2025)	
	1.000 (4-4)	Jaeden Mustaf vs Alabama A&M (12/28/2024)	
	1.000 (4-4)	Luke O'Brien vs Northwestern (N) (12/15/2024)	
	1.000 (4-4)	Jaeden Mustaf vs Northwestern (N) (12/15/2024)	
	1.000 (4-4)	Lance Terry vs Central Ark. (11/30/2024)	
	1.000 (4-4)	Jaeden Mustaf vs Charleston So. (11/27/2024)	
	1.000 (4-4)	Lance Terry vs Georgia (11/15/2024)	
	REBOUNDS	17	Baye Ndongo vs NC State (03/01/2025)
		17	Baye Ndongo at Pittsburgh (02/25/2025)
ASSISTS	12	Naithan George vs NC State (03/01/2025)	
	11	Naithan George vs Miami (FL) (03/04/2025)	
	11	Naithan George vs Central Ark. (11/30/2024)	
STEALS	5	Baye Ndongo vs Virginia Tech (01/22/2025)	
	5	Jaeden Mustaf vs Alabama A&M (12/28/2024)	
	5	Lance Terry vs Charleston So. (11/27/2024)	

Georgia Tech - Individual Game Highs

BLOCKED SHOTS	4	Baye Ndongo vs Virginia (N) (03/12/2025)
	4	Ibrahim Souare vs Boston College (01/04/2025)
TURNOVERS	8	Naithan George at Clemson (02/04/2025)
	7	Naithan George at SMU (01/11/2025)
FOULS	5	Jaeden Mustaf at Pittsburgh (02/25/2025)
	5	Baye Ndongo vs Louisville (02/01/2025)
	5	Baye Ndongo at Notre Dame (01/28/2025)
	5	Baye Ndongo at Florida St. (01/18/2025)
	5	Duncan Powell vs Clemson (01/18/2025)
	5	Jaeden Mustaf at SMU (01/11/2025)
	5	Baye Ndongo vs Notre Dame (12/31/2024)
	5	Baye Ndongo at Oklahoma (12/03/2024)
	5	Doryan Onwuchekwa vs Charleston So. (11/27/2024)
	5	Doryan Onwuchekwa vs Cincinnati (11/23/2024)
5	Luke O'Brien vs Georgia (11/15/2024)	
5	Javian McCollum vs Georgia (11/15/2024)	

Opponent - Individual Game Highs

POINTS	30	Jaron Pierre Jr. vs Jacksonville St. (03/18/2025)	
	29	Matthew Cleveland vs Miami (FL) (03/04/2025)	
	28	Kon Kneuppel vs Duke (N) (03/13/2025)	
	28	Chase Hunter at Clemson (02/04/2025)	
	27	Isaac McKneely vs Virginia (N) (03/12/2025)	
FIELD GOALS MADE	11	Jaron Pierre Jr. vs Jacksonville St. (03/18/2025)	
	11	Matthew Cleveland vs Miami (FL) (03/04/2025)	
FIELD GOAL ATTEMPTS	24	Chase Hunter at Clemson (02/04/2025)	
	21	Jaland Lowe at Pittsburgh (02/25/2025)	
FIELD GOAL PERCENTAGE (min 5 made)	1.000 (6-6)	Cameron Corhen at Pittsburgh (02/25/2025)	
	1.000 (5-5)	Khaman Maluach vs Duke (12/21/2024)	
3 PT FG MADE	7	Isaac McKneely vs Virginia (N) (03/12/2025)	
	5	Jaron Pierre Jr. vs Jacksonville St. (03/18/2025)	
	5	Louie Jordan vs UMB (12/18/2024)	
3 PT FG ATTEMPTS	13	Layne Taylor vs Central Ark. (11/30/2024)	
	12	Chase Hunter at Clemson (02/04/2025)	
3 PT FG PERCENTAGE (min 2 made)	1.000 (3-3)	Yohan Traore at SMU (01/11/2025)	
	1.000 (2-2)	Efton Reid at Wake Forest (03/08/2025)	
	1.000 (2-2)	Elijah Strong at Boston College (02/22/2025)	
	1.000 (2-2)	Rodney Brown Jr. vs Virginia Tech (01/22/2025)	
	1.000 (2-2)	B.J. Edwards at SMU (01/11/2025)	
	1.000 (2-2)	Tyler Betsey vs Cincinnati (11/23/2024)	
	1.000 (2-2)	Tyler Betsey vs Cincinnati (11/23/2024)	
FREE THROWS MADE	12	Kon Kneuppel vs Duke (N) (03/13/2025)	
	10	Jeremiah Fears at Oklahoma (12/03/2024)	
FREE THROW ATTEMPTS	13	Kon Kneuppel vs Duke (N) (03/13/2025)	
	12	Taje' Kelly vs Charleston So. (11/27/2024)	
FREE THROW PERCENTAGE (min 3 made)	1.000 (6-6)	Chase Hunter at Clemson (02/04/2025)	
	1.000 (6-6)	Chase Hunter vs Clemson (01/14/2025)	
	1.000 (5-5)	Jeremiah Wilkinson vs California (02/15/2025)	
	1.000 (5-5)	Layne Taylor vs Central Ark. (11/30/2024)	
	1.000 (5-5)	Silas Demary Jr. vs Georgia (11/15/2024)	
	1.000 (4-4)	Elijah Saunders vs Virginia (N) (03/12/2025)	
	1.000 (4-4)	Joyten Blakes vs Stanford (02/12/2025)	
	1.000 (4-4)	Markus Burton at Notre Dame (01/28/2025)	
	1.000 (4-4)	Myljael Poteat vs Virginia Tech (01/22/2025)	
	1.000 (4-4)	Jaeden Zackery vs Clemson (01/14/2025)	
	1.000 (4-4)	Jalen Leach vs Northwestern (N) (12/15/2024)	
	1.000 (4-4)	Ian Jackson at North Carolina (12/07/2024)	
	1.000 (4-4)	Aziz Bandaogo vs Cincinnati (11/23/2024)	
	1.000 (3-3)	Jalil Bethea vs Miami (FL) (03/04/2025)	
	1.000 (3-3)	Marcus Hill vs NC State (03/01/2025)	
	1.000 (3-3)	Donavin Young vs Stanford (02/12/2025)	
	REBOUNDS	13	Efton Reid at Wake Forest (03/08/2025)
		12	Eddie Lampkin at Syracuse (01/07/2025)
ASSISTS	9	Andrew Rohde at Virginia (02/08/2025)	
	9	Boopie Miller at SMU (01/11/2025)	
STEALS	6	Cameron Hildreth at Wake Forest (03/08/2025)	
	6	B.J. Edwards at SMU (01/11/2025)	
BLOCKED SHOTS	4	Mason Nicholson vs Jacksonville St. (03/18/2025)	
	4	Khaman Maluach vs Duke (N) (03/13/2025)	
	4	Chad Venning at Boston College (02/22/2025)	

Opponent - Individual Game Highs

TURNOVERS	7	Elliot Cadeau at North Carolina (12/07/2024)
	6	Andrej Stojakovic vs California (02/15/2025)
	6	Chase Hunter at Clemson (02/04/2025)
FOULS	5	Ben Middlebrooks vs NC State (03/01/2025)
	5	Ishmael Leggett at Pittsburgh (02/25/2025)
	5	Cameron Corhen at Pittsburgh (02/25/2025)
	5	Viktor Lakhin at Clemson (02/04/2025)
	5	Dillon Hunter at Clemson (02/04/2025)
	5	J'Vonnie Hadley vs Louisville (02/01/2025)
	5	Ven-Allen Lubin at North Carolina (12/07/2024)
	5	Taje' Kelly vs Charleston So. (11/27/2024)
	5	Arrinton Page vs Cincinnati (11/23/2024)
	5	Duane Posey vs Texas Southern (11/12/2024)
5	Jasal Miles vs North Florida (11/10/2024)	

2024-25 BOX SCORES

Georgia Tech - 71		Record: 8-9 (2-4)														Shooting By Period																
NO. Name	Min	FG M/A	3P M/A	FT M/A	Rebounds OR DR TOT	Fouls PF	TP	AS	TO	ST	Blocks BS BA +/-	1st FG% 7-24	2nd FG% 20-35	3rd FG% 8-16	GM FG% 33-52	Official Basketball Box Score - Final Georgia Tech at SMU 01/11/25 Moody Coliseum, Dallas, Texas 2024-25 Men's Basketball Game Time: 3:35 PM Game Duration: 2:0 Attendance: 5,52 Officials: Lee Cassee, Kipp Kissinger, Isaac Barnes																
Totals																	Technical Fouls: NONE															
SMU - 93																	Record: 12-4 (3-2)														Shooting By Period	
NO. Name	Min	FG M/A	3P M/A	FT M/A	Rebounds OR DR TOT	Fouls PF	TP	AS	TO	ST	Blocks BS BA +/-	1st FG% 19-34	2nd FG% 16-36	3rd FG% 6-14	GM FG% 37-70	Official Basketball Box Score - Final Georgia Tech at SMU 01/11/25 Moody Coliseum, Dallas, Texas 2024-25 Men's Basketball Game Time: 3:35 PM Game Duration: 2:0 Attendance: 5,52 Officials: Lee Cassee, Kipp Kissinger, Isaac Barnes																
Totals																	Technical Fouls: NONE															

Clemson - 70		Record: 14-6 (6-1)														Shooting By Period																
NO. Name	Min	FG M/A	3P M/A	FT M/A	Rebounds OR DR TOT	Fouls PF	TP	AS	TO	ST	Blocks BS BA +/-	1st FG% 4-9	2nd FG% 25-35	3rd FG% 3-6	GM FG% 35-61	Official Basketball Box Score - Final Clemson at Georgia Tech 01/14/25 McCamish Pavilion, Atlanta 2024-25 Men's Basketball Game Time: 3:00 PM Game Duration: 2:0 Attendance: 4,047 Officials: Tony Henderson, Brian O'Connell, Jerry Heater																
Totals																	Technical Fouls: NONE															
Georgia Tech - 59																	Record: 8-10 (2-5)														Shooting By Period	
NO. Name	Min	FG M/A	3P M/A	FT M/A	Rebounds OR DR TOT	Fouls PF	TP	AS	TO	ST	Blocks BS BA +/-	1st FG% 19-34	2nd FG% 16-36	3rd FG% 6-14	GM FG% 37-70	Official Basketball Box Score - Final Clemson at Georgia Tech 01/14/25 McCamish Pavilion, Atlanta 2024-25 Men's Basketball Game Time: 3:00 PM Game Duration: 2:0 Attendance: 4,047 Officials: Tony Henderson, Brian O'Connell, Jerry Heater																
Totals																	Technical Fouls: NONE															

Georgia Tech at Florida State		Record: 13-5 (4-3)														Shooting By Period																	
NO. Name	Min	FG M/A	3P M/A	FT M/A	Rebounds OR DR TOT	Fouls PF	TP	AS	TO	ST	Blocks BS BA +/-	1st FG% 15-34	2nd FG% 20-33	3rd FG% 12-17	GM FG% 35-67	Official Basketball Box Score - Final Georgia Tech at Florida State 01/18/25 Donald L. Tucker Center, Tallahassee 2024-25 FSU Men's Basketball Game Time: 12:00 PM Game Duration: 2:11 Attendance: 6,75 Officials: A.J. Dessi, Jemel Spearman, Michael Kitz																	
Totals																	Technical Fouls: NONE																
Florida State - 91																	Record: 13-5 (4-3)														Shooting By Period		
NO. Name	Min	FG M/A	3P M/A	FT M/A	Rebounds OR DR TOT	Fouls PF	TP	AS	TO	ST	Blocks BS BA +/-	1st FG% 15-34	2nd FG% 20-33	3rd FG% 12-17	GM FG% 35-67	Official Basketball Box Score - Final Georgia Tech at Florida State 01/18/25 Donald L. Tucker Center, Tallahassee 2024-25 FSU Men's Basketball Game Time: 12:00 PM Game Duration: 2:11 Attendance: 6,75 Officials: A.J. Dessi, Jemel Spearman, Michael Kitz																	
Totals																	Technical Fouls: NONE																
Biggest lead																	Points from Turnovers														Period by Period Scoring		
Best Scoring Run																	Paint														1st 2nd TOT		
Lead Changes																	Second Chance														CL 36 34 70		
Times Tied																	Fast Breaks														GaTech 25 34 59		
Time with Lead																	Bench																

Virginia Tech - 64		Record: 8-11 (3-5)														Shooting By Period																	
NO. Name	Min	FG M/A	3P M/A	FT M/A	Rebounds OR DR TOT	Fouls PF	TP	AS	TO	ST	Blocks BS BA +/-	1st FG% 7-27	2nd FG% 19-33	3rd FG% 7-15	GM FG% 26-60	Official Basketball Box Score - Final Virginia Tech at Georgia Tech 01/22/25 McCamish Pavilion, Atlanta 2024-25 Men's Basketball Game Time: 7:00 PM Game Duration: 1:1 Attendance: 3,4 Officials: Lee Cassee, Bill Covington, Jr., Matt Pot																	
Totals																	Technical Fouls: NONE																
Georgia Tech - 71																	Record: 9-11 (3-6)														Shooting By Period		
NO. Name	Min	FG M/A	3P M/A	FT M/A	Rebounds OR DR TOT	Fouls PF	TP	AS	TO	ST	Blocks BS BA +/-	1st FG% 15-34	2nd FG% 20-33	3rd FG% 12-17	GM FG% 35-67	Official Basketball Box Score - Final Virginia Tech at Georgia Tech 01/22/25 McCamish Pavilion, Atlanta 2024-25 Men's Basketball Game Time: 7:00 PM Game Duration: 1:1 Attendance: 3,4 Officials: Lee Cassee, Bill Covington, Jr., Matt Pot																	
Totals																	Technical Fouls: NONE																
Biggest lead																	Points from Turnovers														Period by Period Scoring		
Best Scoring Run																	Paint														1st 2nd TOT		
Lead Changes																	Second Chance														VaTech 35 29 64		
Times Tied																	Fast Breaks														GaTech 39 32 71		
Time with Lead																	Bench																

GAME NOTES

2024-25 BOX SCORES

Official Basketball Box Score - Final
Stanford at Georgia Tech
Game Time: 7:00 PM
Game Duration: 2:00
Attendance: 3,886
Record: 16-9 (8-6)
Officials: Ron Groover, Tim Clougherty, Rick Crawford

Georgia Tech - 60
Record: 12-13 (6-9)
Technical Fouls: NONE
Shooting By Period
1st FG%: 11-29 37.9%
2nd FG%: 8-20 40.0%
3rd FG%: 2-8 25.0%
FT%: 7-8 87.5%
GM FG%: 19-49 38.8%
FT%: 17-19 89.3%

Biggest lead: STAN 0 (1st 20:00) GaTech 20 (1st 1:59)
Best Scoring Run: GaTech 9 (2nd 5:55) STAN 10 (1st 8:29)
Lead Changes: 0
Times Tied: 0
Time with Lead: 00:00 39:34

Official Basketball Box Score - Final
California at Georgia Tech
Game Time: 4:00 PM
Game Duration: 2:23
Attendance: 4,644
Record: 12-14 (5-10)
Officials: Ted Valentine, Clarence Armstrong, Adam Flier

Georgia Tech - 90
Record: 13-13 (7-8)
Technical Fouls: NONE
Shooting By Period
1st FG%: 11-29 37.9%
2nd FG%: 8-20 40.0%
3rd FG%: 2-8 25.0%
FT%: 7-8 87.5%
GM FG%: 19-49 38.8%
FT%: 17-19 89.3%

Biggest lead: Cal 5 (1st 07:24) GT 9 (1st 2:46)
Best Scoring Run: GT 6 (1st 6:03) Cal 8 (1st 9:20)
Lead Changes: 13
Times Tied: 14
Time with Lead: 14:22 20:44

Official Basketball Box Score - Final
Georgia Tech at Boston College
Game Time: 2:00 PM
Game Duration: 1:54
Attendance: 6,038
Record: 13-14 (7-9)
Officials: Tommy Morrissey, Eric Lewis, Greg Evans

Boston College - 69
Record: 12-15 (4-12)
Technical Fouls: NONE
Shooting By Period
1st FG%: 11-29 39.3%
2nd FG%: 13-29 44.8%
3rd FG%: 1-6 16.7%
FT%: 10-14 71.4%
GM FG%: 24-57 42.1%
FT%: 12-18 66.7%

Biggest lead: GTE 1 (1st 13:00) BCE 15 (2nd 14:45)
Best Scoring Run: BCE 5 (1st 15:37) GTE 11 (2nd 14:45)
Lead Changes: 4
Times Tied: 2
Time with Lead: 01:38 36:56

Official Basketball Box Score - Final
Georgia Tech at Pitt
Game Time: 7:00 PM
Game Duration: 2:12
Attendance: 6,835
Record: 14-14 (8-9)
Officials: Lee Cassell, Clarence Armstrong, Tony Henderson

Pitt - 67
Record: 16-12 (7-10)
Technical Fouls: NONE
Shooting By Period
1st FG%: 12-28 42.9%
2nd FG%: 12-28 42.9%
3rd FG%: 2-10 20.0%
FT%: 4-4 100.0%
GM FG%: 26-58 44.8%
FT%: 10-10 100.0%

Biggest lead: GT 12 (1st 11:17) Pitt 2 (1st 19:36)
Best Scoring Run: GT 7 (2nd 3:56) Pitt 7 (2nd 6:34)
Lead Changes: 3
Times Tied: 4
Time with Lead: 36:56 00:36

ROSTER AT-A-GLANCE

NUMERICAL

No.	Name	Pos.	Ht.	Wt.	Cl.	Exp.	Hometown	High School/College
0	Lance Terry	G	6-3	200	r-Sr.	1VL	College Park, Ga.	The Heritage School (Ga.) / Gardner-Webb
1	Naithan George	G	6-3	185	So.	1VL	Toronto, Ontario	Canyon International Academy (Glendale, Ariz.)
2	Javian McCollum	G	6-2	175	Sr.	TR	Fort Myers, Fla.	Fort Myers HS/Siena/Oklahoma
3	Jaeden Mustaf	G	6-5	210	Fr.	HS	Bowie, Md.	Overtime Elite (Atlanta, Ga.)
9	Luke O'Brien	F	6-8	225	Gr.	TR	Littleton, Colo.	Columbine HS/Colorado
10	Darrion Sutton	F	6-8	205	Fr.	HS	St. Charles, Mo.	Overtime Elite (Atlanta, Ga.)
11	Baye Ndongo	F	6-9	240	So.	1VL	Mboro, Senegal	Putnam (Conn.) Science Academy
12	Ryan Mutombo	C	7-2	255	Gr.	TR	Atlanta, Ga.	The Lovett School/Georgetown
14	Kowacie Reeves, Jr.	G	6-7	205	Sr.	1VL	Macon, Ga.	Westside HS / Florida
30	Ibrahim Souare	F	6-9	225	r-Fr.	RS	Conakry, Guinea	Canyon International Academy (Glendale, Ariz.)
31	Duncan Powell	F	6-8	235	rOJr.	TR	Dallas, Texas	DeSoto HS/North Carolina A&T/Sacramento State
32	Dyllan Thompson	G/F	6-7	215	Fr.	HS	Sugar Land, Texas	Second Baptist HS
33	Marcos San Miguel	G	6-4	203	So.	1VL	Atlanta, Ga.	Campbell HS
35	Emmer Nichols	F	6-6	223	r-So.	1VL	Woodside, Calif.	Sacred Heart Preparatory School
45	Doryan Onwuchekwa	C	6-11	240	Fr.	HS	Dallas, Texas	Faith Family Academy of Oak Cliff

ALPHABETICAL

No.	Name	Pos.	Ht.	Wt.	Cl.	Exp.	Hometown	High School/College
1	Naithan George	G	6-3	185	So.	1VL	Toronto, Ontario	Canyon International Academy (Glendale, Ariz.)
2	Javian McCollum	G	6-2	175	Sr.	TR	Fort Myers, Fla.	Fort Myers HS/Siena/Oklahoma
3	Jaeden Mustaf	G	6-5	210	Fr.	HS	Bowie, Md.	Overtime Elite (Atlanta, Ga.)
12	Ryan Mutombo	C	7-2	255	Gr.	TR	Atlanta, Ga.	The Lovett School/Georgetown
11	Baye Ndongo	F	6-9	240	So.	1VL	Mboro, Senegal	Putnam (Conn.) Science Academy
35	Emmer Nichols	F	6-6	223	r-So.	1VL	Woodside, Calif.	Sacred Heart Preparatory School
9	Luke O'Brien	F	6-8	225	Gr.	TR	Littleton, Colo.	Columbine HS/Colorado
45	Doryan Onwuchekwa	C	6-11	240	Fr.	HS	Dallas, Texas	Faith Family Academy of Oak Cliff
31	Duncan Powell	F	6-8	235	r-Jr.	TR	Dallas, Texas	DeSoto HS/North Carolina A&T/Sacramento State
14	Kowacie Reeves, Jr.	G	6-7	205	Sr.	1VL	Macon, Ga.	Westside HS / Florida
33	Marcos San Miguel	G	6-4	203	So.	1VL	Atlanta, Ga.	Campbell HS
30	Ibrahim Souare	F	6-9	225	r-Fr.	RS	Conakry, Guinea	Canyon International Academy (Glendale, Ariz.)
10	Darrion Sutton	F	6-8	205	Fr.	HS	St. Charles, Mo.	Overtime Elite (Atlanta, Ga.)
0	Lance Terry	G	6-3	200	r-Sr.	1VL	College Park, Ga.	The Heritage School (Ga.) / Gardner-Webb
32	Dyllan Thompson	G/F	6-7	215	Fr.	HS	Sugar Land, Texas	Second Baptist HS

Head Coach: Damon Stoudamire (Arizona, 1995), 2nd season

Associate Head Coach: Karl Hobbs (Connecticut, 1984), 2nd season

Assistant Coach: B.J. Elder (Georgia Tech, 2014), 6th season

Assistant Coach: Pershin Williams (North Florida, 2005), 2nd season

Assistant Coach: Nate Babcock (Wisconsin-Eau Claire, 2009), 2nd season

Assistant Coach: Bonzi Wells (Ball State, 1998), 2nd season

Quality Control Analyst: Greg Gary (Tulane, 1992), 1st season

Director of Player Personnel: Matt Holt (Northeastern, 2011), 2nd season

Director of Scouting: Hayden Sheridan (Arizona, 2016), 7th season

Assistant Director of Operations: Taylor Ann Hendricks (Iowa State, 2020), 3rd season

Special Assistant to the Head Coach: James Forrest (Georgia Tech, 1995), 1st season

Associate Director of Sports Medicine/Men's Basketball: Richard Stewart (Salisbury, 2005), 18th season

Director of Strength and Conditioning/Men's Basketball: Justin Landry (Cal State East Bay, 2012), 2nd season

Recruiting and Operations Coordinator: Jake Albutus (Western Michigan, 2020), 2nd season

BY CLASS

Graduates: Ryan Mutombo, Luke O'Brien

Seniors: Javian McCollum, Kowacie Reeves, Jr., Lance Terry (r)

Juniors: Duncan Powell

Sophomores: Naithan George, Baye Ndongo, Emmer Nichols (r), Marcos San Miguel

Freshman: Jaeden Mustaf, Doryan Onwuchekwa, Ibrahim Souare (r), Darrion Sutton, Dyllan Thompson

BY STATE/COUNTRY

California: Emmer Nichols

Canada: Naithan George

Colorado: Luke O'Brien

Florida: Javian McCollum

Georgia: Ryan Mutombo, Kowacie Reeves, Jr., Marcos San Miguel, Lance Terry

Guinea: Ibrahim Souare

Maryland: Jaeden Mustaf

Missouri: Darrion Sutton

Senegal: Baye Ndongo

Texas: Doryan Onwuchekwa, Duncan Powell, Dyllan Thompson

BY MAJOR

Applied Language and Intercultural Studies: Javian McCollum, Duncan Powell

Business Administration: Naithan George, Jaeden Mustaf, Doryan Onwuchekwa, Ibrahim Souare, Darrion Sutton

Computer Science: Marcos San Miguel

Economics: Luke O'Brien

Economics/International Affairs: Emmer Nichols

History, Technology & Society: Kowacie Reeves, Jr., Lance Terry

Literature, Media & Communication: Baye Ndongo

Management (MS): Ryan Mutombo

BY HEIGHT

6-2 Javian McCollum

6-3 Naithan George, Lance Terry

6-4 Marcos San Miguel

6-5 Jaeden Mustaf

6-6 Dallon "Deebo" Coleman, Miles Kelly, Emmer Nichols, Ibrahim Sacko

6-7 Kowacie Reeves, Jr., Dyllan Thompson

6-8 Luke O'Brien, Duncan Powell, Darrion Sutton

6-9 Baye Ndongo, Ibrahim Souare

6-11 Doryan Onwuchekwa

7-2 Ryan Mutombo

PRONUNCIATION GUIDE

McCormick Pavilion Muh-CAM-ish (like CAM Newton)

Javian McCollum JAY-vee-un muh-CALL-um

Jaeden Mustaf JAY-dun MOO-stoff

Ryan Mutombo moo-TOM-bo

Baye Ndongo BYE nDON-go

(NOT en-dongo or nuh-dongo)

Doryan Onwuchekwa DOR-ee-un ON-woo-CHECK-wuh

Kowacie Reeves, Jr. ko-WAY-see

Ibrahim Souare EE-bruh-HEEM SWAR-ay (rhymes with soiree)

Darrion Sutton DARR-ee-on

RADIO/TV ROSTER



Nathan George
G • 6-3 • So.

1



Javian McCollum
G • 6-2 • Sr.

2



Jaeden Mustaf
G • 6-5 • Fr.

3




Ryan Mutombo
C • 7-2 • Gr.

12




Baye Ndongo
F • 6-9 • So.

11



Emmer Nichols
F • 6-6 • r-So.

35



Luke O'Brien
F • 6-8 • Gr.

9



Doryan Onwuchekwa
C/F • 6-11 • Fr.

45




Duncan Powell
F • 6-8 • Jr.

31



Kowacie Reeves, Jr.
G • 6-7 • Sr.

14



Marcos San Miguel
G • 6-4 • So.

33



Ibrahim Souare
F • 6-9 • r-Fr.

30



Darrion Sutton
F • 6-8 • Fr.

10



Lance Terry
G • 6-3 • Sr.

0



Dyllan Thompson
G/F • 6-7 • Fr.

32



Damon Stoudamire
Head Coach




Karl Hobbs
Associate Head Coach



B.J. Elder
Assistant Coach



Pershin Williams
Assistant Coach



Nate Babcock
Assistant Coach



Bonzi Wells
Assistant Coach

GAME NOTES

