

# GEORGIA TECH®

130<sup>TH</sup> SEASON • 35 NCAA REGIONAL APPEARANCES • 3 COLLEGE WORLD SERIES APPEARANCES • 9 ACC CHAMPIONSHIPS

2025 Official Game Notes | RamblinWreck.com | Contact: Anthony Brandt • abrandt@athletics.gatech.edu • (817) 757-6979

## GEORGIA TECH BY THE NUMBERS

|                                 |     |
|---------------------------------|-----|
| Overall Record.....             | 6-2 |
| ACC Record.....                 | 0-0 |
| at Mac Nease Baseball Park..... | 5-2 |
| Road Games.....                 | 1-0 |
| Neutral Site Games.....         | 0-0 |
| Streak.....                     | L1  |
| Last 10.....                    | 6-2 |

## 2025 SCHEDULE / RESULTS

| Date | Opponent         | Time/Result |
|------|------------------|-------------|
| 2/14 | OLD DOMINION     | W, 3-2      |
| 2/15 | OLD DOMINION     | W, 7-3      |
| 2/16 | OLD DOMINION     | W, 7-4      |
| 2/18 | GEORGIA SOUTHERN | W, 5-3      |
| 2/21 | MARSHALL         | W, 12-1 (7) |
| 2/22 | MARSHALL         | L, 2-4      |
| 2/23 | MARSHALL         | W, 11-6     |
| 2/24 | MARSHALL         | L, 8-12     |
| 2/26 | WEST GEORGIA     | 4 pm        |
| 2/28 | WESTERN MICHIGAN | 4 pm        |
| 3/1  | WESTERN MICHIGAN | 2 pm        |
| 3/2  | WESTERN MICHIGAN | 1 pm        |
| 3/4  | KENNESAW STATE   | 4 pm        |
| 3/7  | VIRGINIA TECH    | 4 pm        |
| 3/8  | VIRGINIA TECH    | 3 pm        |
| 3/9  | VIRGINIA TECH    | 1 pm        |
| 3/11 | GEORGIA STATE    | 6 pm        |
| 3/14 | PITTSBURGH       | 6 pm        |
| 3/15 | PITTSBURGH       | 4 pm        |
| 3/16 | PITTSBURGH       | 1 pm        |
| 3/18 | GARDNER-WEBB     | 6 pm        |
| 3/21 | NOTRE DAME       | 4:30 pm     |
| 3/22 | NOTRE DAME       | 2 pm        |
| 3/23 | NOTRE DAME       | 1 pm        |
| 3/25 | KENNESAW STATE   | 6 pm        |
| 3/28 | CLEMSON          | 6 pm        |
| 3/29 | CLEMSON          | 4 pm        |
| 3/30 | CLEMSON          | 1 pm        |
| 4/1  | MERCER           | 8 pm        |
| 4/4  | STANFORD         | 9 pm        |
| 4/5  | STANFORD         | 5 pm        |
| 4/6  | STANFORD         | 4 pm        |
| 4/8  | AUBURN           | 6 pm        |
| 4/11 | CALIFORNIA       | 6 pm        |
| 4/12 | CALIFORNIA       | 4 pm        |
| 4/13 | CALIFORNIA       | 1 pm        |
| 4/15 | GEORGIA*         | 7 pm        |
| 4/18 | MIAMI            | 8 pm        |
| 4/19 | MIAMI            | 4 pm        |
| 4/20 | MIAMI            | 1 pm        |
| 4/22 | AUBURN           | 7 pm        |
| 4/25 | VIRGINIA         | 6 pm        |
| 4/26 | VIRGINIA         | 4 pm        |
| 4/27 | VIRGINIA         | 1 pm        |
| 5/2  | WESTERN CAROLINA | 6 pm        |
| 5/3  | WESTERN CAROLINA | 4 pm        |
| 5/4  | WESTERN CAROLINA | 1 pm        |
| 5/6  | GEORGIA SOUTHERN | 6 pm        |
| 5/7  | MERCER           | 6 pm        |
| 5/9  | LOUISVILLE       | 6 pm        |
| 5/10 | LOUISVILLE       | 4 pm        |
| 5/11 | LOUISVILLE       | 1 pm        |
| 5/15 | DUKE             | 6 pm        |
| 5/16 | DUKE             | 6 pm        |
| 5/17 | DUKE             | 6 pm        |
| 5/20 | ACC TOURNAMENT   | DURHAM N.C. |

\* Game held at Truist Park  
Home games in Gold

## MIDWEEK 2: GEORGIA TECH VS WEST GEORGIA



### GEORGIA TECH YELLOW JACKETS

|                       |                                |
|-----------------------|--------------------------------|
| Overall Record.....   | 6-2                            |
| Ranking .....         | rv (USA Today) (NCBWA)         |
| Head Coach .....      | Danny Hall                     |
| Career Record .....   | 1,417-776-1 (38th season)      |
| Record at GT .....    | 1,209-659-1 (32nd season)      |
| Record Last Week..... | 2-2 vs. Marshall / 1-0 at GASO |



### WEST GEORGIA WOLVES


|                              |                     |
|------------------------------|---------------------|
| Overall Record.....          | 4-2                 |
| Ranking .....                | N/A                 |
| Head Coach .....             | Jeff Smith          |
| Career Record .....          | 113-97 (6th season) |
| Record at West Georgia ..... | Same                |
| Record Last Week.....        | 2-1 vs. Ohio        |

### MATCHUPS AT A GLANCE

| GT    | OFFENSE     | UWG  | GT    | PITCHING/DEFENSE | UWG   |
|-------|-------------|------|-------|------------------|-------|
| .284  | Batting     | .316 | 2.75  | ERA              | 6.75  |
| .498  | Slugging    | .505 | 36.0  | IP               | 30.2  |
| .399  | On-Base Pct | .430 | 0     | CGs              | 0     |
| 25    | Doubles     | 11   | 2     | Saves            | 0     |
| 0     | Triples     | 4    | 52/15 | K/BB             | 24/21 |
| 10    | Home Runs   | 6    | .205  | OBA              | .309  |
| 40    | Walks       | 35   | 3     | Errors           | 4     |
| 15/17 | SB/SBA      | 5/6  | 2     | Double Plays     | 2     |

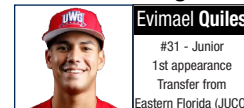
### PROBABLE PITCHERS

#### Georgia Tech



vs.

#### West Georgia



### GAME COVERAGE

| Date    | TV/Stream | Play-by-Play/Analyst       | Radio  | PxP        |
|---------|-----------|----------------------------|--------|------------|
| Feb. 26 | ACCNX     | Wiley Ballard/Dusty Isaacs | GT App | Colin Lacy |

### TOP STORYLINES

- Georgia Tech baseball continues its season-long nine game homestand this week, renewing an in-state rivalry that has not been played since 1988.
- Headlining the returners is 2024 National Freshman of the Year and No. 1 sophomore in college baseball (Perfect Game), **Drew Burress**. Burress has been dubbed a preseason 1st team all-American by multiple outlets for 2025 & is currently Division I's active leader in slugging percentage (.807).
- The Houston Co. product leads Georgia Tech in home runs (3) and RBI (13) this season. His 13 RBI ranks 17th in Division I and 4th in the ACC. He is currently on pace for 74 RBI this season, an improvement over his already stellar 67 from last year.
- Freshman **Alex Hernandez** is the only underclassmen in Division I with a save and multiple HRs this season (FR – 1 SV, 2 HR). He is 1 of only 3 players in DI and 2 in P4 who can say that– also Bryce Calloway, New Orleans (SR – 1 SV, 4 HR) & Ethan Hedges, USC (JR – 2 SV, 3 HR)
- Head Coach Danny Hall owns the 11th most wins all-time and 2nd most among active NCAA head coaches after South Carolina hired Paul Mainieri (1,513) out of retirement this season.
- The pitching staff has been the highlight of the season, boasting 11.3 strikeouts-per-game this season – a more

- than 2 Ks-per-game improvement over last season (9.2) – Tech has not averaged double-digit strikeouts from the pitching staff since the COVID shortened 2020 season (10.9) and hasn't done it over a complete season this century.
- The Tech bullpen has struck out 61 batters – the most through 8 games since at least the turn of the century.
- That early bullpen success has been spearheaded by Mason Patel who was just named ACC Co-Pitcher of the Week - Tech's first ACC Pitcher of the Week since Andy Archer in 2021.
- The Knoxville, Tenn native is one of 14 Power 4 pitchers (5 in the ACC) who haven't allowed a run while pitching more than 8 innings this season.
- Offensively, GT is 3rd in the nation with 25 doubles as a team – led by four each from Kyle Lodise, Kent Schmidt and Carson Kerce.
- Tech is one of eight programs in DI with three players at 4+ doubles this year and one of only 3 P4 programs
- Lodise is on a considerable hot-streak, reaching base at least three times in each of his last five games and slashing .500 avg. / .640 obp / .889 slug % over that time – all team-highs.
- **Parker Brosius** leads the team with 5 stolen bases, the 2nd most in the ACC and 24th across Division I.

**2025 QUICK FACTS**
**GENERAL INFORMATION**

**School**..... Georgia Institute of Technology (Georgia Tech)  
**Location**..... Atlanta, Ga.  
**Enrollment**..... 45,295  
**Founded**..... 1885  
**Nickname**..... Yellow Jackets, Ramblin' Wreck  
**Mascot**..... "Buzz" the Yellow Jacket  
**Official Colors**..... Tech Gold and White  
**Conference**..... Atlantic Coast Conference (ACC)  
**President**..... Dr. Angel Cabrera  
**Faculty Athletic Representative**..... Dr. Jenna Jordan  
**Director of Athletics**..... J Batt  
**Website**..... www.RamblinWreck.com

**BASEBALL STAFF**

**Head Coach**..... Danny Hall (32nd season)  
 Alma Mater, Year..... Miami-Ohio, 1977  
**Associate Head Coach / Recruiting** - James Ramsey (7th year)  
 Alma Mater, Year..... Florida State, 2012  
**Assistant Coach/Pitching**..... Matt Taylor (2nd year)  
 Alma Mater, Year..... Columbus State, 2017  
**Assistant Coach/Catchers**..... Josh Schulman (1st year)  
 Alma Mater, Year..... Rochester, 2015 & Texas A&M, 2017  
**Director of Baseball Operations**..... Scott Stricklin  
**Strength and Conditioning**..... Steve Tamborra  
**Athletic Trainer**..... Paul Wolkoff  
**Equipment Manager**..... Bill Shackelford

**HISTORICAL INFORMATION**

**Record Since 1895**..... 2,646-1,705-27 (.604)  
**Record at Mac Nease Baseball Park (since 1985)**..... 1,038-342-1 (.755)  
**ACC Regular Season Record (since 1980)**..... 608-451-2 (.571)  
**ACC Regular Season Championships (Divisional)**..... 9  
 1987, 1993, 1997, 2000, 2004, 2005, (2011, 2019, 2021)  
**ACC Tournament Appearances**..... 43  
**ACC Tournament Record**..... 83-69 (.546)  
**ACC Tournament Championships**..... 9  
 1985, 1986, 1987, 1988, 2000, 2003, 2005, 2012, 2014  
**NCAA Tournament Appearances**..... 35  
 1959, 1971, 1985, 1986, 1987, 1988, 1989, 1990, 1991,  
 1992, 1993, 1994, 1995, 1996, 1997, 1998, 2000, 2001,  
 2002, 2003, 2004, 2005, 2006, 2008, 2009, 2010, 2011,  
 2012, 2013, 2014, 2016, 2019, 2021, 2022, 2024  
**NCAA Tournament Record**..... 79-71 (.527)  
**NCAA Super Regional Appearances**..... 5  
 2000, 2002, 2004, 2005, 2006  
**College World Series Appearances**..... 3  
 1994 (2nd), 2002 (T-5th), 2006 (T-7th)  
**College World Series Record**..... 4-5 (.444)

**STADIUM INFORMATION**

**Name**..... Mac Nease Baseball Park at Russ Chandler Stadium  
**Year Opened**..... 1985  
**Last Renovated**..... 2020-21  
**Capacity**..... 3,194  
**Dimensions**..... 329-382-390-350-334  
**Fence Height**..... 10 feet  
**Address**..... Fowler Street & Fifth Street, Atlanta, Ga. 30332

**2025 TEAM INFORMATION**

**Lettermen Returning**..... 15  
**Starting Position Player**..... 4  
**Starting Pitchers**..... 2  
**Newcomers**..... 29

**2024 YEAR IN REVIEW**

**Overall Record**..... 33-25  
**ACC Record**..... 15-15  
**ACC Finish**..... Fourth - Coastal  
**ACC Tournament**..... 0-2  
**Final Ranking**..... N/A

| NO. | NAME             | POS.        | YR    | B/T | HT    | WT  | HOMETOWN/LAST SCHOOL                          |
|-----|------------------|-------------|-------|-----|-------|-----|---|
| 1   | Parker Brosius   | OF          | JR    | R/L | 6'1"  | 193 | Suwanee, GA. (Lambert HS)                     |
| 2   | Kyle Lodise      | INF         | JR    | R/R | 5'11" | 180 | Brunswick, GA. (Augusta)                      |
| 3   | Carson Kerce     | INF         | Soph. | R/R | 5'11" | 200 | Marietta, GA. (Pope HS)                       |
| 4   | Alex Hernandez   | RHP/INF     | FR    | R/R | 6'2"  | 188 | Cumming, GA. (Forsyth Central HS)             |
| 5   | Cooper McMullen  | RHP/OF      | FR    | R/R | 6'3"  | 186 | Bonaire, GA. (Tattnall Square Academy)        |
| 6   | Caleb Daniel     | C/UTL       | FR    | L/R | 5'11" | 183 | Cartersville, GA. (Cartersville HS)           |
| 7   | William Baker    | INF/UTL     | FR    | L/R | 6'0"  | 188 | Upper Coomera, Queensland Australia           |
| 8   | Drew Burress     | OF          | Soph. | R/R | 5'9"  | 182 | Houston County, GA. (Houston County HS)       |
| 9   | Connor Shouse    | RHP/INF     | FR    | R/R | 6'1"  | 175 | Perry, GA. (Pickens County HS)                |
| 10  | Kent Schmidt     | INF         | Soph. | L/R | 6'0"  | 221 | Marietta, GA. (Georgia Southern)              |
| 12  | Sam Swygert      | RHP         | 5th   | R/R | 6'1"  | 215 | Springfield, SC (The Citadel)                 |
| 14  | Cayden Sheffield | C/OF        | FR    | R/R | 6'1"  | 184 | Dallas, GA. (North Paulding HS)               |
| 15  | Riley Stanford   | RHP/OF      | JR    | R/R | 6'4"  | 236 | Gainesville, GA. (Buford HS)                  |
| 16  | Ethan Murray     | INF         | FR    | R/R | 6'2"  | 195 | Buford, GA. (Buford HS)                       |
| 18  | Cole Royer       | RHP         | FR    | R/R | 6'5"  | 185 | Waynesville, GA. (Pierce County HS)           |
| 19  | Nathanael Coupet | C/OF        | Soph. | R/R | 5'11" | 205 | Boynton Beach, FL (North Broward Prep)        |
| 20  | Caden Spivey     | RHP         | JR    | R/R | 6'2"  | 195 | Vidalia, GA. (Notre Dame)                     |
| 21  | John Giesler     | INF         | 6th   | R/R | 6'3"  | 224 | Marietta, GA. (Walton HS)                     |
| 22  | Tate McKee       | RHP         | Soph. | R/R | 6'3"  | 203 | Kennesaw, GA. (Mount Paran Christian)         |
| 24  | Joshua Evans     | LHP/OF      | FR    | S/L | 6'3"  | 187 | Lawrenceville, GA. (Peachtree Ridge HS)       |
| 25  | Vahn Lackey      | C/INF       | Soph. | R/R | 6'1"  | 213 | Suwanee, GA. (Collins Hill HS)                |
| 26  | Ryan Johnson     | RHP         | FR    | R/R | 6'4"  | 168 | Dallas, GA. (Cartersville HS)                 |
| 27  | Brett Denby      | INF         | Soph. | R/R | 5'11" | 170 | New Albany, IN (Jefferson HS)                 |
| 28  | Jackson Sobel    | LHP         | Soph. | L/L | 6'2"  | 186 | Charleston, SC (Oceanside Collegiate Academy) |
| 29  | Mason Patel      | RHP         | 5th   | R/R | 6'1"  | 210 | Knoxville, TN Georgia State)                  |
| 30  | Porter Buursema  | RHP         | Soph. | R/R | 6'1"  | 195 | Woodstock, GA. (Georgia Southern)             |
| 31  | Jackson Blakely  | RHP         | FR    | R/R | 6'0"  | 211 | Thomaston GA. (Upson-Lee HS)                  |
| 32  | Brett Barfield   | LHP         | JR    | L/L | 6'1"  | 198 | Cumming, GA. (Florida State)                  |
| 34  | Drew Rogers      | C/INF       | FR    | R/R | 6'1"  | 220 | Tempe, AZ (Hamilton HS)                       |
| 35  | Jake Lankie      | RHP         | Soph. | R/R | 6'2"  | 200 | Alpharetta, GA. (Georgia)                     |
| 36  | Thorpe Musci     | RHP         | FR    | R/R | 6'0"  | 201 | Lilburn, GA. (Parkview HS)                    |
| 37  | Caden Gaudette   | RHP R-Soph. | R/R   | R/R | 6'0"  | 207 | Alpharetta, GA. (Milton HS)                   |
| 38  | Carson Ballard   | RHP         | JR    | R/R | 6'4"  | 197 | Alpharetta, GA. (Wesleyan HS)                 |
| 39  | Tyler Neises     | INF/OF      | Soph. | L/R | 6'3"  | 220 | Dalton, GA. (Dalton HS)                       |
| 40  | Nathan Waugh     | C           | 5th   | R/R | 6'5"  | 230 | Placentia, Calif. (Cornell)                   |
| 42  | Jaylen Paden     | RHP         | 5th   | R/R | 5'10" | 195 | Atlanta, GA. (Georgia Southern)               |
| 45  | Connor Chicoli   | RHP         | FR    | R/R | 6'3"  | 185 | Raleigh, NC (Pro5 Baseball Academy)           |
| 49  | Kayden Campbell  | LHP         | JR    | R/L | 6'2"  | 205 | Cincinnati, OH (Louisville)                   |
| 55  | Adam McKelvey    | LHP         | FR    | L/L | 6'3"  | 229 | Roswell, GA. (Roswell HS)                     |
| 99  | Brady Jones      | RHP         | JR    | R/R | 6'0"  | 204 | Decatur, GA. (Georgia State)                  |

**Coaching Staff**

**Head Coach** – Danny Hall (32nd season)  
**Associate Head Coach/Recruiting Coordinator** – James Ramsey (7th season)  
**Assistant Coach** – Josh Schulman (1st season)  
**Assistant Coach /Pitching** – Matt Taylor (2nd Season)  
**Director of Pitching** - Jason Richman (2nd Season)  
**Director of Operations** - Scott Stricklin (1st season)  
**Player Development Coach** - Steve Tamborra (25th season)  
**Undergraduate Student Assistant** - Daniel Palka (1st Season)  
**Athletic Trainer** - Paul Wolkoff (16th season)

**PRO-NUN-SEE-AY-SHUN GUIDE**

Parker Brosius..... BRO-zhus  
 Kyle Lodise..... LOW-deese  
 Carson Kerce..... like "Curse"  
 Nathanael Coupet..... coo-PAY  
 John Giesler..... GEESE-ler  
 Vahn Lackey..... Vaughn  
 Thorpe Musci..... like "Musky"  
 Tyler Neises..... NICE-sis  
 Nathan Waugh..... WAH  
 Jaylen Paden..... PAY-din  
 Dimitri Angelakos.... angel-LAH-kos  
 Connor Chicoli..... chick-COLE-ee  
 Riley Hasenstab..... ha-sin-STAHB  
 Adam McKelvey..... mick-KEL-vee  
 Josh Schulman..... SHOOL-man

**RECRUITING SUCCESS**

• Tech has now signed top-5 classes in four of the last six years, top-10 classes in five of the last six years, and six-straight top-20 Perfect Game recruiting classes, leading the Atlantic Coast Conference in all categories.

• The 2024 freshman class was rated No. 2 in the nation and features three players ranked in PG's National top-100: Drew Rogers (No. 23 prospect / No. 3 Catcher), Connor Shouse (No. 83 prospect / No. 22 SS) and Alex Hernandez (No. 96 prospect / No. 8 3B).

• This class also contains one draft pick from the 2024 MLB draft who chose to come to GT instead (Cole Royer – drafted in the 20th round (601st overall) by the New York Yankees).

**JACKETS FROM 2024 NO. 2 RECRUITING CLASS**

| Name              | Hometown                             | Position | PG National Ranking |
|-------------------|--------------------------------------|----------|---------------------|
| Dimitri Angelakos | Woodstock, Ga.                       | RHP      | ---                 |
| Will Baker        | Upper Coomera, Queensland, Australia | INF      | ---                 |
| Jackson Blakely   | Thomaston, Ga.                       | RHP      | ---                 |
| Reid Brosnan      | Atlanta, Ga.                         | RHP      | ---                 |
| Connor Chicoli    | Raleigh N.C.                         | RHP      | 342                 |
| Caleb Daniel      | Cartersville, Ga.                    | UTL      | 187                 |
| Joshua Evans      | Lawrenceville, Ga.                   | LHP      | 256                 |
| Riley Hasenstab   | Duluth, Ga.                          | RHP      | ---                 |
| Alex Hernandez    | Cumming, Ga.                         | RHP/INF  | 96                  |
| Ryan Johnson      | Dallas, Ga.                          | RHP      | 462                 |
| Sebastian Lippman | Plainview, N.Y.                      | RHP      | 246                 |
| Adam McKelvey     | Roswell, Ga.                         | LHP      | ---                 |
| Cooper McMullen   | Bonaire, Ga.                         | RHP/OF   | 364                 |
| Ethan Murray      | Buford, Ga.                          | INF      | 282                 |
| Thorpe Musci      | Lilburn, Ga.                         | RHP      | 223                 |
| Drew Rogers       | Tempe, Ariz.                         | C        | 23                  |
| Cole Royer        | Waynesville, Ga.                     | RHP      | 302                 |
| Cayden Sheffield  | Dallas, Ga.                          | OF       | 262                 |
| Connor Shouse     | Perry, Ga.                           | RHP/INF  | 83                  |

**JACKETS FROM 2023 NO. 5 RECRUITING CLASS**

| Name             | Hometown            | Position |
|------------------|---------------------|----------|
| Drew Burress     | Houston County, Ga. | OF       |
| Nathanael Coupet | Boynton Beach, Fla. | C        |
| Brett Denby      | New Albany, Ind.    | INF      |
| Carson Kerce     | Marietta, Ga.       | INF      |
| Vahn Lackey      | Suwanee, Ga.        | C        |
| Tate McKee       | Kennesaw, Ga.       | RHP      |
| Tyler Neises     | Dalton, Ga.         | INF      |
| Jackson Sobel    | Charleston, S.C.    | LHP      |

**JACKETS FROM 2022 NO. 3 RECRUITING CLASS**

| Name           | Hometown         | Position |
|----------------|------------------|----------|
| Parker Brosius | Suwanee, Ga.     | OF       |
| Riley Stanford | Gainesville, Ga. | OF/RHP   |
| Caden Gaudette | Alpharetta, Ga.  | RHP      |
| Carson Ballard | Alpharetta, Ga.  | RHP      |

**JACKETS FROM 2020 NO. 4 RECRUITING CLASS**

| Name         | Hometown      | Position |
|--------------|---------------|----------|
| John Giesler | Marietta, Ga. | INF      |

**CARDIAC JACKETS**

• Georgia Tech baseball has been in for exciting baseball since 2019, posting a 32-20 record in one-run games.

• Since 2002, Tech has posted a nearly 60-percent win percentage in one-run games (.585).

**GT BASEBALL RECORD IN 1-RUN GAMES - SINCE 2002**

| Year         | Record         | Pct.        |
|--------------|----------------|-------------|
| 2025         | 1-0            | 1.000       |
| 2024         | 4-3            | .571        |
| 2023         | 4-6            | .400        |
| 2022         | 6-3            | .667        |
| 2021         | 8-4            | .667        |
| 2020         | 2-2            | .500        |
| 2019         | 10-5           | .667        |
| 2018         | 4-5            | .444        |
| 2017         | 3-9            | .250        |
| 2016         | 8-5            | .615        |
| 2015         | 9-3            | .750        |
| 2014         | 8-10           | .444        |
| 2013         | 8-6            | .571        |
| 2012         | 9-7            | .563        |
| 2011         | 5-5            | .500        |
| 2010         | 5-2            | .714        |
| 2009         | 7-3            | .700        |
| 2008         | 9-4            | .692        |
| 2007         | 5-5            | .500        |
| 2006         | 9-6            | .600        |
| 2005         | 9-9            | .500        |
| 2004         | 10-5           | .667        |
| 2003         | 7-4            | .636        |
| 2002         | 10-3           | .769        |
| <b>TOTAL</b> | <b>158-112</b> | <b>.585</b> |

• The Cardiac Jackets wasted no time returning for 2025, winning opening day by one run, 3-2, after scoring the go-ahead run in the bottom of the eighth after an infield grounder from **Nathan Vaughn** gave just enough time for **Drew Burress** to come sliding home from third, despite a five-man infield from ODU.

• In the 2nd game, Tech fell behind, 3-0 before recording an out, only for the bullpen to come in and pitch 9.0 innings of scoreless ball, striking out a season high 16 and only allowing three base hits. The outstanding effort from the bullpen kept the game, 3-0, until the bottom of the ninth, when Tech exploded for seven runs, the most scored in a ninth inning in a decade of GT baseball.

• That 7 run 9th inning began with a 5-pitch walk drawn by

**Nathan Vaughn** before **Vahn Lackey** delivered his 2nd hit of the game to put runners at 1st and 2nd. **Alex Hernandez** drew a walk on 4 pitches to load the bases for **Tyler Neises** who connected on an 0-1 pitch, driving it into left field for a single and cutting the deficit to one run, 3-2. **Will Baker** reached on an error when his sacrifice bunt was mishandled by the ODU pitcher, loading the bases for **Kyle Lodise** who accepted his second walk of the day to bring home Hernandez from third and tie the game. The very next batter was **Drew Burress** and he made no mistake, smashing a 1-0 pitch over the wall in right field for the walk-off opposite field grand slam.

**IT STARTS AT HOME...**

• Since 1985, Tech has won a whopping .755 percent of its games at home (1,029-335-1).

• In 31 home games in 2024, Tech has hit .339 with 75 doubles, five triples and 61 home runs for 279 RBI.

• In 30 home games last season, Tech was 23-7 and hit a blistering .357 with 86 doubles, 10 triples and 63 home runs.

• Since 2002, Tech has only hit below .300 at home in two full seasons – 2017 and 2021.

**CHASE FOR THE TOP 10**

• ABCA Hall of Famer **Danny Hall** became the 11th NCAA Division I coach all-time to reach the 1,400 career win mark on April 14 when Tech defeated then-No. 16 Virginia Tech, 11-7.

• In addition to his career-win milestone, Coach Hall also reached the 1,200 wins at Georgia Tech after defeating No. 9 Duke on May 12.

• He currently has 1,411 career wins – the 2nd most among active NCAA head coaches after South Carolina hired Paul Mainieri (1,505 career wins) this season.

• Hall is 16 wins shy of Cliff Gustafson (1,427 at Texas 1967-1996) and 33 away from tying Chuck Hartman (1,444 at High Point/Virginia Tech 1959-2006).

• When Hall passes Gustafson, 17 wins from now, Georgia Tech will replace Texas as the only program in Division I with two coaches in the all-time top-10 for career victories - Jim Morris coached at GT from 1982-93.

**ALL-TIME WINNINGEST COACHES -- DIVISION I**

| Rk.        | Coach              | Wins         |
|------------|--------------------|--------------|
| 1.         | Mike Martin        | 2,029        |
| 2.         | Augie Garrido      | 1,975        |
| 3.         | Gene Stephenson    | 1,768        |
| 4.         | Mark Marquess      | 1,627        |
| 5.         | <i>Jim Morris</i>  | <i>1,594</i> |
| 6.         | Paul Mainieri *    | 1,513        |
| 7.         | Larry Hays         | 1,508        |
| 8.         | Mike Fox           | 1,487        |
| 9.         | Chuck Hartman      | 1,444        |
| 10.        | Cliff Gustafson    | 1,427        |
| <b>11.</b> | <b>Danny Hall*</b> | <b>1,417</b> |
| 12.        | Keith Guttin*      | 1,396        |
| 13.        | John Anderson*     | 1,390        |
| 14.        | Ron Polk           | 1,373        |
| 15.        | Gary Gilmore*      | 1,371        |

\*Actively coaching

\*\*Italics indicates they coached at GT

**OFFENSE**

**Returning Starters**

• Georgia Tech baseball returns four bats from the starting lineup of the 2024 Athens Regional Final: Drew Burress, John Giesler, Parker Brosius and Vahn Lackey.

• 2024 National Freshman of the Year (D1 Baseball/Perfect Game) and National Freshman Hitter of the Year (NCBWA) Drew Burress returns for his sophomore season after delivering one of the greatest freshman seasons in college baseball history last year.

• Burress led Georgia Tech in a myriad of categories last year, including average (.381), home runs (25) and RBI (67), becoming the 12th Yellow Jacket to win Tech's triple crown.

• He set the Georgia Tech record for most assists by an outfielder, gunning down 10 base-runners from center field while also setting the program record with four home runs in a single game, against Georgia State (Feb. 27, 2024).

• His .821 slugging percentage from last season gives him the highest career slugging percentage in program history, with a minimum of 200 at bats in White & Gold. It was the 4th highest slugging percentage in a single season by a Yellow Jacket, the best since 1926 and the first .800+ slugging season in 45 years (Tommy Thompson (.811) – 1979).

**HIGHEST SLUGGING % - SINGLE SEASON**

| Name                        | TB-AB          | Slugging %  | Season      |
|-----------------------------|----------------|-------------|-------------|
| 1. Tom Angley               | 93-100         | .930        | 1926        |
| 2. Bobby Reeves             | 97-109         | .890        | 1926        |
| 3. Doug Wycoff              | 81-98          | .827        | 1926        |
| <b>4. Drew Burress</b>      | <b>179-218</b> | <b>.821</b> | <b>2024</b> |
| 5. Tom Angley               | 68-83          | .819        | 1925        |
| 6. Tommy Thompson           | 103-127        | .811        | 1979        |
| 7. Jason Varitek            | 182-228        | .798        | 1993        |
| 8. <i>Nomar Garciaparra</i> | <i>213-274</i> | <i>.777</i> | <i>1994</i> |
| 9. <i>Mark Teixeira</i>     | <i>186-241</i> | <i>.772</i> | <i>2000</i> |
| 10. Riccardo Ingram         | 179-237        | .755        | 1987        |

*\*Italics indicates coached by Danny Hall*

• Other GT returning starters include: John Giesler, Parker Brosius and Vahn Lackey...

• **Giesler** - playing in his sixth season - Led the team with 17 doubles last season. He played three games in COVID shortened 2020 season and redshirted 2021 season. Now in his 6th season on campus, playing in his 4th and final season of eligibility.

• **Brosius** – corner outfielder capable of being an everyday center fielder on rosters that don't contain Drew Burress. Started 33 games last season and appeared in 46. His .442 OBP in 2024 was second highest on the team behind Burress.

• **Lackey** – Made 26 starts behind the plate, taking over the starting catcher responsibilities halfway through the season. Caught six runners attempting to steal last year. Lauded for his pitch framing and defensive ability. Coaches have been very impressed with his offensive improvement and defensive versatility – expect him to play multiple positions on days when he is not catching.

• **Lackey** made his first appearance on Opening Day 2024, in a pinch-hit situation, and drove his first collegiate hit out of the park to become the fifth Yellow Jacket since 2015 to homer in his first career plate appearance.

**HOME RUN IN FIRST CAREER PLATE APPEARANCE -- GT HISTORY (SINCE 2015)**

| Player             | Opponent           | Year        |
|--------------------|--------------------|-------------|
| <b>Vahn Lackey</b> | <b>vs. Radford</b> | <b>2024</b> |
| Nicholas Romano    | vs. Wright State   | 2022        |
| Drew Compton       | vs. St. Peter's    | 2020        |
| Michael Guldberg   | vs. Dartmouth      | 2018        |
| Blake Johnson      | vs. St. John's     | 2015        |

**GEORGIA TECH — 2025 NAT'L/ACC RANKS**

| Category         | No.  | D1 Rank | ACC Rank |
|------------------|------|---------|----------|
| Doubles          | 25   | 3rd     | 2nd      |
| SAC Flies        | 7    | 6th     | 2nd      |
| Doubles per game | 3.13 | 9th     | 2nd      |
| SAC Bunts        | 5    | 24th    | 1st      |
| Home Runs        | 10   | 33rd    | 3rd      |
| Stolen Bases     | 15   | 37th    | 3rd      |
| Hit by Pitch     | 14   | 47th    | 3rd      |

• Last season, Tech continued its legacy of powerful offense, finishing at or near the top of the ACC in a multitude of categories

**GEORGIA TECH — 2024 NAT'L/ACC RANKS**

| Category            | No.  | D1 Rank | ACC Rank |
|---------------------|------|---------|----------|
| Base on Balls       | 360  | 10th    | 3rd      |
| On-Base Percentage  | .420 | 17th    | 2nd      |
| Batting Average     | .305 | 29th    | 6th      |
| Slugging Percentage | .516 | 30th    | 7th      |
| Home Runs/Game      | 1.64 | 39th    | 10th     |
| Home Runs           | 95   | 40th    | 9th      |
| Runs                | 461  | 43rd    | 8th      |
| Scoring             | 7.9  | 47th    | 9th      |
| Doubles             | 117  | 62nd    | 5th      |

• In 2023, Tech finished in the top 15 nationally in five offensive categories.

**GEORGIA TECH — 2023 FINAL NAT'L/ACC RANKS**

| Category            | No.  | D1 Rank | ACC Rank |
|---------------------|------|---------|----------|
| Doubles/Game        | 2.49 | 3rd     | 2nd      |
| Average             | .323 | 4th     | 2nd      |
| Doubles             | 142  | 10th    | 2nd      |
| Slugging percentage | .538 | 11th    | 1st      |
| On-base percentage  | .416 | 15th    | 3rd      |

• The last three years have seen Tech's offense become its calling card as 2022 featured an even more potent threat.

**GEORGIA TECH — 2022 FINAL NAT'L/ACC RANKS**

| Category            | No.  | D1 Rank | ACC Rank |
|---------------------|------|---------|----------|
| Runs per game       | 9.4  | 3rd     | 1st      |
| Average             | .327 | 1st     | 1st      |
| On-base percentage  | .419 | 6th     | 2nd      |
| Slugging percentage | .551 | 5th     | 2nd      |
| Home runs           | 115  | 10th    | 3rd      |

• In 2023, Tech also set the program record for most triples in a single game on Feb. 17 vs. Miami (Ohio) with four.

• Tech also tied the program record for most doubles in a single game on March 14 vs. No. 18 Auburn with eight — hitting six in the third inning alone.

• Tech looked true to form in again being one of the top powerhouse offenses in the ACC on Opening Weekend last year, setting the school record for runs scored on Opening Day (21).

• Part of the season-opening onslaught was seven home runs for Tech, the most in a single game for the first time since 2009.

**FRESH BATS**

• The Jackets return eight bats in total from last year's squad: Brosius, Kerce, Burress, Coupet, Giesler, Lackey, Denby and Neises.

• Tech brings in 10 new faces to the lineup, three transfers and seven freshmen.

• The three transfers: Kyle Lodise, Kent Schmidt and Nathan Waugh will all be looked to as key contributors this year, playing all throughout the GT infield.

• **Kyle Lodise:** Junior shortstop. Started 98 games at Augusta University (Division II). Led his team with a 1.191 OPS last season.

• **Kent Schmidt:** Sophomore 1B. Started 56 games for Georgia Southern last year. Led the team in doubles (16) and walks (40).

• **Nathan Waugh:** Graduate Catcher/DH. 98 career games played at Cornell the last three seasons. Holds Cornell record with a 42-game on-base streak (currently active) dating back to the 2023 season after reaching base in all 38 of Cornell's games last season.

• The seven freshmen will be looking to break into the GT lineup this year and continue the great legacy of success at the dish.

• Five of the freshmen hitters come from the state of Georgia with the only two exceptions being Drew Rogers (Tempe, Ariz) and Will Baker (Upper Coomera, Queensland, Australia).

• Six of the seven freshman hitters are ranked in the Top 300 nationally according to Perfect Game

| Name             | Hometown                             | PG State Ranking | PG National Ranking |
|------------------|--------------------------------------|------------------|---------------------|
| Will Baker       | Upper Coomera, Queensland, Australia | ---              | ---                 |
| Caleb Daniel     | Cartersville, Ga.                    | 20               | 187                 |
| Alex Hernandez   | Cumming, Ga.                         | 12               | 96                  |
| Ethan Murray     | Buford, Ga.                          | 32               | 282                 |
| Drew Rogers      | Tempe, Ariz.                         | 2                | 23                  |
| Cayden Sheffield | Dallas, Ga.                          | 30               | 262                 |
| Connor Shouse    | Perry, Ga.                           | 9                | 83                  |



## OFFENSE

## STREAKS

- The Jackets hold a number of hitting streaks heading into this week. The following players are either currently on or have had their career-long hitting streak in 2025

## Active Hitting Streaks - GT Baseball

| Name           | Hit Streak | Since         | Longest |
|----------------|------------|---------------|---------|
| Kyle Lodise    | 3 games    | Feb. 22, 2025 | 18*     |
| Drew Burress   | 2 games    | Feb. 23, 2025 | 12      |
| Kent Schmidt   | 2 games    | Feb. 23, 2025 | 11*     |
| Nathan Waugh   | 2 games    | Feb. 23, 2025 | 16*     |
| Drew Rogers    | 2 games    | Feb. 18, 2025 | Same    |
| John Giesler** | 3 games    | June 1, 2024  | 10      |

\*all or partially done before transferring to GT

\*\*has not competed in 2025

- When it comes to getting on base, there are few with a more impressive streak than senior transfer Nathan Waugh. Waugh has reached base safely in 49 straight games. He has reached base in all seven appearances this season after doing so in all 38 games last season, playing for Cornell. Waugh has successfully reached base in every game he's played in since April 29, 2023.

## Active On-Base Streaks - GT Baseball

| Name           | On Base Streak | Since          | Longest |
|----------------|----------------|----------------|---------|
| Nathan Waugh   | 49 games*      | April 29, 2023 | Same    |
| Drew Burress   | 26 games       | April 28, 2024 | Same    |
| Kyle Lodise    | 20 games*      | April 6, 2024  | Same    |
| Kent Schmidt   | 16 games*      | May 14, 2024   | Same    |
| Vahn Lackey    | 13 games       | May 22, 2024   | Same    |
| Alex Hernandez | 8 games        | Feb. 14, 2025  | Same    |
| Parker Brosius | 7 games        | Feb. 15, 2025  | 12      |
| Caleb Daniel   | 3 games        | Feb. 22, 2025  | Same    |
| John Giesler** | 3 games        | June 1, 2024   | 21      |

\*all or partially done before transferring to GT

\*\*has not competed in 2025

- Lodise, Waugh, Burress, Lackey, Schmidt and Hernandez have reached base in all eighth games of the 2025 season. That's six of nine starters, getting on at least once every game this season.

## LAST WEEK...

## MIDWEEK Highlights - The Bats - GT 5 - GASO 3

- **Kyle Lodise** and **Drew Burress** launched back-to-back home runs in the third inning. It was the first time Tech has hit multiple home runs in a game this year and the first case of back-to-back Tech jacks since May 12th of last season when Payton Green and Cam Jones did so against Duke.
- It was the first Division I home run for **Lodise**, who transferred into GT.
- He would come around to score twice for his first multi-run game in White & Gold.
- For **Burress** he launched his second of the year and 27th as a Yellow Jacket. He leads all active players in the NCAA (all divisions with 200+ ABs) with an .807 career slugging percentage. He is the only active player in Division I to slug over .750 for his career.
- Georgia Southern transfer **Kent Schmidt** made a triumphant return to Statesboro, hitting a pair of doubles, including an RBI double to drive in Lodise for the insurance run in the 7th.
- It was **Schmidt's** second multi-double game of his

college career. Schmidt has now hit doubles in consecutive games for the fifth time in his career.

- Similarly, **Carson Kerce** has now doubled in consecutive games for this first time in his career after lacing one to left field tonight.
- Two freshman bats secured their first-career RBI: **Drew Rogers** opened the GT scoring with an RBI single – his first college hit and RBI. While **Alex Hernandez** drove in the eventual game-winning run in the top of the third with an RBI groundout.

## Friday Highlights - The Bats - GT 12 - Marshall 1 (7)

- Freshman two-way player Alex Hernandez recorded his first collegiate home run – a grand slam to left center to break open the game, 8-0, in just the second inning.
- He became the first Yellow Jacket to hit a grand slam as his first GT home run since Angelo Dispigna in 2023 and the first to do so for his first collegiate home run since Chandler Simpson did so as a junior back in 2022.
- He also made a SAC fly to finish the day 2-for-3 with five RBI – the most RBI by a freshman Yellow Jacket since Burress drove in six twice last season (vs. Georgia State (Feb. 27, 2024) and at Clemson (May 3rd, 2024).
- It was his first multi-RBI game as a Yellow Jacket after recording the first of his career, last game, at Georgia Southern.
- Drew Burress connected for his third homer of the season, and 28th of his career, in the first inning. It was the 7th time he has launched a 1st inning HR in college.
- He added three more RBI to his tally today, giving him a team-leading nine RBI on the season and 76 over his career.
- Burress has hit at least one home run against every opponent Tech has played this season.
- Sophomore Vahn Lackey maintained his hot bat, going 2-for-3 with a home run and three RBI. It was his first HR of the season and fifth of his career.
- The three RBI from Lackey tied a career high he set twice in his freshman season: vs. Kennesaw St. (April 23, 2024) and in the Regional Final of last season's NCAA tournament against UGA (June 2, 2024).
- Sophomore Kent Schmidt went 2-for-3 with a walk and two runs scored.
- Junior Kyle Lodise reached base with a pair of walks and came around to score on Burress' first inning blast.

## Saturday Highlights - The Bats - GT 2 - Marshall 4

- Junior shortstop Kyle Lodise enjoyed a 3-for-4 day at the plate, working in a walk and scoring a run. His third straight game reaching base at least three times and his first-career three-hit game at the Division I level
- Freshman Caleb Daniel made his second-career start at second base, collecting his first collegiate hit with a double in the sixth – he came around to score to put Tech in front, 2-1 at the time.
- Daniel went 2-for-4 with a run scored and was one of the runners left stranded in scoring position during the late innings.
- Junior right fielder Parker Brosius went 2-for-4 with an RBI, driving home Daniel for the go-ahead run in the sixth. Brosius has strung together back-to-back multi-hit games for the first time since doing so for all four games of the series against Youngstown State last year (March 8-10).
- Sophomore Kent Schmidt extended his on-base streak to a career-best 14 games with a walk. He also drove in Lodise with a ground ball in the third for his third RBI of the season.

## Sunday Highlights - The Bats - GT 11 - Marshall 6

- Kyle Lodise secured his second straight 3-hit day for his fourth straight game reaching base at least three times and his second-career three-hit game at the D I level.
- This was the second time in his career he has made three hits in consecutive starts, after doing so his freshman season against Claflin University in a doubleheader (March 11, 2023).
- Freshman Drew Rogers connected on his first-career home run at the college level, a three-run blast to left field in the fifth inning to bring his season RBI total to four.
- Rogers has now secured an RBI in back-to-back appearances after posting his first-career RBI on a single at Georgia Southern earlier last week.
- Freshman Alex Hernandez did damage yet again today, connecting for a two-run home run in the third inning to put Tech in front, 4-0. It was his second of the year and second of the series after launching a grand slam on Friday.
- Drew Burress enjoyed a two-hit day, driving in his team-leading 10th RBI of the season with a double in the fifth.
- Freshman Caleb Daniel made his third-career start, this time in left field. He went 2-for-4 and scored the games first run in the bottom of the second. He has delivered back-to-back multi-hit performances for the first time as a college baseball player.
- Parker Brosius had himself a productive day. He didn't record a hit but still secured two RBI thanks to a SAC fly and a bunt.
- Kent Schmidt extended his on-base streak to a career-best 15 games with a pair of hits today. He also drove in Daniel with a double in the second for his fourth RBI of the season.

## Monday Highlights - The Bats - GT 8 - Marshall 12

- Kyle Lodise secured his fifth-straight game reaching base at least three times and his first-career three-run game at the Division I level - going 2-for-3 with a pair of walks and three runs scored – a new career high at the D I level after scoring three or more runs 13 times while playing in Division II.
- Lodise leads the team with a .564 on-base percentage this season and finished the series slashing .533 avg. / .650 OBP / .800 Slug. over the four games.
- The Brunswick, Ga. native has reached base in a career-best 20 straight games dating back to his time at Augusta.
- Drew Burress enjoyed another two-hit day, leading the team with three RBI thanks to a two-RBI double in the fifth and an RBI single in the third.
- Burress boasts 80 RBI in 66 games played over his GT career, currently the highest RBI/Game rate (1.21) in program history among those with at least 50 games played.
- The Houston Co. product has now driven in at least three in three of eight games this season and 12 of his career games in White & Gold.
- Kent Schmidt extended his on-base streak to a career-best 16 games with a pair of hits today. He also drove in Lodise with a single in the first inning for his fifth RBI of the season.
- Schmidt leads the team in batting average (.400), runs scored (10), hits (12) and doubles (4 – tied with Lodise and Carson Kerce).
- He has gotten multiple hits in five of his last six games and multiple runs scored in four of his last six.

## JACKETS IN THE POLLS

| WEEK      | BA | USA | NCBWA | D1 | PG |
|-----------|----|-----|-------|----|----|
| Preseason | -  | rv  | rv    | -  | -  |
| Week 1    | -  | rv  | rv    | -  | -  |
| Week 2    | -  | rv  | rv    | -  | -  |

BA = Baseball America, USA = USA Today, NCBWA = NCBWA, D1= D1Baseball.com, PG = Perfect Game N/A = poll not out before release of notes rv = receiving votes

### PITCHING

- Georgia Tech returns three pitchers with over 30 innings pitched last season: **Tate McKee** (sophomore. 47.0 IP), **Carson Ballard** (r-sophomore. 34.2 IP) and **Mason Patel** (graduate senior. 36.0 IP)
- The Jackets return seven arms in total from last year's squad: McKee, Ballard, Patel, **Riley Stanford**, **Jackson Sobel**, **Brett Barfield** and **Caden Gaudette**
- The Jackets are heading into the second season under pitching coach **Matt Taylor** and **Jason Richman** as director of pitching. And head coach Hall has said he believes this to be the year that Tech fans witness "the fruits of their labor" as the pitching staff looks to prove people wrong in 2025.
- A whopping 21 new arms are joining the staff for the 2025 season, featuring a solid mix of 14 freshmen and seven transfers.

#### Freshman Arms

| Name              | Hometown           | PG State Ranking | PG National Ranking |
|-------------------|--------------------|------------------|---------------------|
| Dimitri Angelakos | Woodstock, Ga.     | 59               | ---                 |
| Jackson Blakely   | Thomaston, Ga.     | 87               | ---                 |
| Reid Brosnan      | Atlanta, Ga.       | 68               | ---                 |
| Connor Chicoli    | Raleigh N.C.       | 10               | 342                 |
| Joshua Evans      | Lawrenceville, Ga. | 27               | 256                 |
| Riley Hasenstab   | Duluth, Ga.        | 326              | ---                 |
| Alex Hernandez    | Cumming, Ga.       | 12               | 96                  |
| Ryan Johnson      | Dallas, Ga.        | 46               | 462                 |
| Sebastian Lippman | Plainview, N.Y.    | 3                | 246                 |
| Adam McKelvey     | Roswell, Ga.       | 178              | ---                 |
| Cooper McMullen   | Bonaire, Ga.       | 40               | 364                 |
| Thorpe Musci      | Lilburn, Ga.       | 23               | 223                 |
| Cole Royer        | Waynesville, Ga.   | 33               | 302                 |
| Connor Shouse     | Perry, Ga.         | 9                | 83                  |

#### Transfers

- Sam Swygert:** Grad Transfer RHP from The Citadel. Pitched in 18 games and made 12 starts last season, pitching a team-high 67.1 innings with a 5.75 ERA.
- Caden Spivey:** Junior RHP from Notre Dame. Made 15 appearances with three starts and 27.2 innings of work while going 1-1 with an 8.46 ERA
- Porter Buursema:** Sophomore RHP from Georgia Southern. Made six starts, pitching 12.2 innings with 14 strikeouts, a 5.68 ERA and a 1-0 record.
- Jake Lankie:** R-Freshman RHP from Georgia. Redshirted last season. Rated as the No. 23 RHP out of Georgia in the class of 2023 Perfect Game rankings.
- Jaylen Paden:** Graduate RHP from Georgia Southern. Has not pitched in a game since March 7, 2023 due to injury. Career 5.62 ERA over 107.1 innings from 2021-23.
- Kayden Campbell:** Junior LHP from Louisville. Made 23 relief appearances last season, pitching 20.0 innings and striking out 22 with a 7.65 ERA
- Brady Jones:** Junior RHP from Georgia State. Led the team with a 5-1 record last season, making 16 relief appearances and 1 start with a 7.32 ERA and 37 strikeouts over 39.1 innings. Most innings pitched out of GSU's bullpen last season.

#### Spinning From The Start

- The Georgia Tech pitching staff got off to a historically strong start in 2025 - reaching 100 strikeouts as a staff in just 8 games, the fastest to 100 Ks since at least the turn of the century.
- The last 10 seasons are broken down below. There's no coincidence that Tech's two best strikeout numbers have come during the past two seasons, since Matt Taylor and Jason Richman took over the pitching staff.

#### Pitching Staff Stats Through 8 Games

| Season | ERA         | Ks         |
|--------|-------------|------------|
| 2025   | 4.11        | <b>100</b> |
| 2024   | 3.75        | 99         |
| 2023   | 6.04        | 84         |
| 2022   | 4.18        | 96         |
| 2021   | 4.12        | 76         |
| 2020   | 2.50        | 84         |
| 2019   | 3.20        | 81         |
| 2018   | 3.58        | 71         |
| 2017   | 4.25        | 65         |
| 2016   | <b>1.37</b> | 71         |

\*Matt Taylor and Jason Richman joined the coaching staff in 2024

- Much of the success can be attributed to GT's bullpen, which has been historically strong to begin 2025

#### Mason Patel - ACC Co-Pitcher of the Week

- Senior RHP Mason Patel was awarded ACC Co-Pitcher of the week on Feb. 24 after dominating both Marshall and Georgia Southern to the tune of 8.1 innings with a 0.00 ERA, 11 strikeouts and a 2-0 record while only allowing four baserunners.
  - Patel becomes the first GT pitcher to earn pitcher of the week since Andy Archer (March 29, 2021).
  - Patel's week go started on Wednesday, when he came out of the bullpen to start the third inning in Tech's road opener at Georgia Southern. Patel was perfect through 5.1 innings, retiring the first 16 batters he faced in order to quiet the Georgia Southern bats and allow for Tech to take the game, 5-3. He struck out a career-best nine batters in that appearance, which also goes down as his longest outing in White & Gold – Patel's longest since pitching 6.0 innings in a start against Brown for Georgia State back in 2023.
  - He followed that with another gem of an outing on Sunday against Marshall, entering the game with runners on second and third and nobody out in the fifth inning, working around a hit-by-pitch to keep the Thundering Herd off the board with yet another scoreless inning. He would pitch two more scoreless to earn the victory, leaving after the 7th inning with the Jackets in front, 10-3.
  - Patel's efforts have bolstered a resurgent GT bullpen in 2025. The Tech bullpen has struck out 54 batter while holding opponents to a .180 average – the best numbers by a Tech bullpen through seven games since at least the turn of the century. The bullpen ERA stands at 2.50 – the lowest through seven games since 2020 (2.43).
- #### Midweek Highlights - The Arms - GT 5 - GASO 3
- Freshman RHP **Connor Chicoli** made his first collegiate start, pitching 2.0 innings in a no-decision.
  - Senior **Mason Patel** took over to start the third, retiring the next 16 Georgia Southern batters he faced before leaving the game in the eighth inning after giving up his only hit of the day.
  - Patel** set a new career high with nine strikeouts.
  - This was **Patel's** longest outing as a Jacket and longest since pitching 6.0 innings in a start against Brown for Georgia

State in 2023.

- **Patel** becomes the fourth Yellow Jacket pitcher to maintain a 0.00 ERA through 3+ innings, joining **Tate McKee** (5.0 IP), **Caden Spivey** (3.0 IP) and **Jaylen Paden** (3.0 IP).
- Redshirt sophomore **Caden Gaudette** got the Jackets into the ninth with a solid 0.2 innings out of the pen. He became the first GT pitcher to make his second appearance of the season.
- Senior **Jaylen Paden** joined Gaudette on the two-timers list, entering the game for the bottom of the ninth against his former team. Paden had to work around a pair of base runners but struck out the side for his first save as a Yellow Jacket and second as a college pitcher.
- The GT bullpen had gone 9.1 innings without allowing a run.

#### **Friday Highlights - The Arms - GT 12 - Marshall 1 (7)**

- Sophomore RHP **Tate McKee** made his second consecutive Friday start, finishing with 5.0 IP, allowing just three hits and one earned run while striking out six to collect his first win of the season.
- **McKee** becomes the first GT starter to earn the victory this season after he was pulled from a 1-1 tie last weekend.
- It was **McKee's** fifth victory in White & Gold as he improves his season numbers to 10.0 IP with a 0.90 ERA and nine strikeouts.
- Senior RHP **Sam Swygert** was first out of the bullpen to start the sixth inning, getting through the Marshall batters in order while picking up his third K in White & Gold.
- Junior LHP **Kayden Campbell** ended the game in the seventh, allowing one hit but working through the others unscathed, collecting his second strikeout of the season in the process.

#### **Saturday Highlights - The Arms - GT 2 - Marshall 4**

- Junior RHP **Brady Jones** put together a strong showing in his second start as a Yellow Jacket, pitching 5.0 innings and allowing only one hit, a solo homer, while striking out seven and walking only two.
- His seven strikeouts were the most by a GT starter this season, besting Tate McKee's six strikeout performance from yesterday.
- Junior RHP **Carson Ballard** was first out of the pen, striking out the side in the sixth inning before running into trouble in the 7th.
- **Ballard** has struck out six on the year after also striking out the side in the first inning of his last appearance, on opening day (Feb. 14 vs. Old Dominion).
- Redshirt sophomore **Caden Gaudette** came in to settle things down in the seventh, allowing two inherited runners to score on a SAC fly and a single but ultimately leaving the game with 1.0 IP, 0 ER, 1 hit, 1 walk and 1 K.
- **Gaudette** becomes the first Jacket arm to make his third appearance this season and has yet to give up an earned run.
- Freshman **Cooper McMullen** pitched the final two innings of the game, only allowing one baserunner thanks to a walk.

#### **Sunday Highlights - The Arms - GT 11 - Marshall 6**

- Sophomore RHP **Riley Stanford** made his second career start, pitching the first three innings without allowing a run before exiting the game after allowing three in the top of the fourth.
- He has pitched at least 4.0 innings in both of his starts after never going further than 2.0 innings at any point last season.
- Senior **Mason Patel** made his case for ACC pitcher of the week with yet another stellar performance out of the bullpen. He threw 3.0 innings, allowing only two baserunners (one hit and

one walk) while striking out two to collect his second win of the week.

- That brings his season numbers to 8.1 innings, 0.00 ERA, 2 hits, 1 walk and 11 strikeouts while holding opposing hitters to a .074 average against him.
- Freshman RHP Cole Royer pitched a scoreless eighth, working around a base knock to maintain his perfect ERA.
- Freshman Ryan Johnson made his collegiate debut, collecting a pair of strikeouts for the final two outs of the ninth.

#### **Monday Highlights - The Arms - GT 8 - Marshall 12**

Junior RHP **Caden Spivey** made his fifth career start and first in White & Gold, pitching 3.0 innings for a no decision.

Senior RHP **Sam Swygert** pitched three innings of fairly clean baseball, allowing only one run while striking out two and giving up four hits. He was in line for his first win as a Yellow Jacket until the Marshall comeback in the later innings.

Junior LHP **Brett Barfield** secured the final out of the ninth inning today. He is one of seven pitchers from the GT bullpen to boast a 0.00 ERA early on in the season and joins senior **Jaylen Paden** (2), senior **Mason Patel** (2), freshman **Cooper McMullen** (2), and freshman **Cole Royer** (2) as the only pitchers to do so over multiple appearances.

**MISCELLANEOUS****Jim Poole Number - John Giesler**

Georgia Tech baseball continues the legacy of former Yellow Jacket standout and Major League Baseball relief pitcher Jim Poole, who passed away from ALS in October of 2023, by designating a student-athlete each year to wear his No. 21 jersey. The student-athlete selected must exemplify Poole's characteristics both on and off the field.

This year, senior infielder John Giesler becomes the third Yellow Jacket to earn the honor, continuing the tradition begun by Jack Rubenstein in 2023 and Ben King last season.

"I am excited that John Giesler will wear number 21 this year," Head Coach Danny Hall said. "Jim Poole was part of an era in Georgia Tech Baseball that established us as a national power. Jim's prowess on the mound and in the classroom set the bar high for future Yellow Jacket players and teams. John exemplifies those same character traits of excellence on the field and in the classroom. As a two-time Captain he is the ultimate "Tech Man" to honor Jim's legacy."

Giesler, a sixth-year senior from Marietta, Ga. (Walton HS) will wear No. 21, having shown a longstanding commitment to Poole's ideals – self-determination, a strong academic work ethic, and high moral fiber on and off the field. Giesler is a five-time member of the ACC Academic Honor Roll, a two-time academic all-district honoree and earned Academic All-America (3rd Team) in 2023. He is currently pursuing a master's degree in real estate development.

On the diamond, Giesler is entering his second season as team captain. He is a career .308 hitter for the Yellow Jackets and set career highs in doubles (17), home runs (10) and RBI (43) last season while delivering a .990 fielding percentage in 41 games in the corner infield. He will be a key piece of the Jackets' offense again in 2025 as Tech strives for its 36th NCAA Regional berth and fifth in Giesler's career in White and Gold.

"Simply put, this is the greatest honor I have ever been given," Giesler said. "From knowing Jim and knowing who he was as a person, I don't feel deserving but I am incredibly honored. I will do everything I can this year to wear this number with respect and honor him and his family the best I can."

**ABOUT JIM POOLE**

Poole arrived on The Flats in 1985 and had an immediate impact, as Georgia Tech baseball would win the first of four-straight ACC Tournament Championships. During his four years, he pitched in 120 games and struck out 263 batters in 188 innings. He still ranks first in the Tech record book with 22 career saves, including 10 as a junior and nine as a senior. He was named all-ACC his last two seasons. Poole would be enshrined into the Georgia Tech Sports Hall of Fame just nine years later in 1997.

A stellar worker in the classroom, Poole elected not to turn professional after being selected in the 34th round of the 1987 MLB Draft by the LA Dodgers, and returned to Georgia Tech for his senior year, recording a 2.03 ERA and 113 strikeouts in only 71 innings. Once again, the LA Dodgers would call his name in the 1988 MLB Draft, this time taking him in the ninth round. He would return to

graduate from the Institute with a degree in electrical engineering in 1990.

Poole played 11 years in the major leagues, predominantly with the Baltimore Orioles, Cleveland Indians, and San Francisco Giants. In 431 games played, he finished with 22 victories and a 4.31 ERA, as well as 256 strikeouts and four saves. He helped pitch Cleveland to two American League Championship Series (1995, 1998), making it to the 1995 World Series where he would face the Atlanta Braves.

Following his retirement at the end of the 2000 season, Poole returned to Georgia Tech to join the Alexander-Tharpe Fund as a fundraiser and supporter of the baseball program. He then began serving as the pitching coach at Johns Creek High School in 2010, teaching many young men about pitching mechanics, while also conveying his personal pitching philosophy.

He later joined the business world as a Personal Wealth Advisor for the Baseball Division of BIP Wealth.

After being diagnosed with ALS in 2021, Poole worked tirelessly to raise awareness for the disease. In addition to serving on MLB ALS boards, he also worked with Georgia Tech, who together hosted an ALS Awareness Day during the 2022 baseball season, with Tech wearing Jim Poole shirts and both teams wearing honorary wristbands. Professional players also wore the shirt. Tech later designated the number 21 each year to be worn by a student-athlete who exemplify Poole's ideals – self-determination, a strong academic work ethic, and high moral fiber on and off the field.

Every 90 minutes, someone is diagnosed with ALS, or Lou Gehrig's disease, with an estimated 30,000 people living with ALS in the United States at any given time. Primarily affecting people between the ages of 40 and 70, ALS is a progressive neurodegenerative disease that affects nerve cells in the brain and the spinal cord. There is no known cure.

For more information about ALS, visit [www.ALS.org](http://www.ALS.org).



**MISCELLANEOUS**
**ATOP THE CONFERENCE**

• Georgia Tech baseball ranks among the most prolific winners in ACC history.

**MOST ACC TOURNAMENT TITLES, SINCE 2000**

|                     | Titles   | Years                               |
|---------------------|----------|-------------------------------------|
| Florida State       | 6        | 2002, 2004, 2010, 2015, 2017, 2018  |
| <b>Georgia Tech</b> | <b>5</b> | <b>2000, 2003, 2005, 2012, 2014</b> |
| North Carolina      | 4        | 2007, 2013, 2019, 2022              |
| Clemson             | 3        | 2006, 2016, 2023                    |
| Duke                | 2        | 2021, 2024                          |
| Virginia            | 2        | 2009, 2011                          |

**MOST ACC REGULAR-SEASON, DIVISIONAL TITLES SINCE 1994**

|                     | Titles   | Regular-Season Years (Divisional)  |
|---------------------|----------|--|
| Florida State       | 14       | 1996, 1998, 1999, 2001, 2002, 2003 (2007, 2008, 2009, 2010*, 2011, 2012, 2013, 2014) |
| North Carolina      | 8        | (2006, 2007, 2009, 2012, 2013, 2017, 2018, 2024)                                     |
| <b>Georgia Tech</b> | <b>7</b> | <b>1997, 2000, 2004, 2005 (2011, 2019, 2021)</b>                                     |
| Clemson             | 6        | 1994, 1995 (2006, 2010*, 2018, 2024)   |
| Louisville          | 5        | (2015, 2016, 2017, 2019, 2022)   |
| Miami               | 4        | (2008, 2014, 2015, 2016)   |

**GEORGIA TECH'S MOST COMMON OPPONENTS**

|                | Games | First Meeting | Series Record       |
|----------------|-------|---------------|---------------------|
| Georgia        | 389   | 1898          | UGA leads 219-168-2 |
| Auburn         | 247   | 1897          | AU leads 128-113-5  |
| Clemson        | 242   | 1902          | CU leads 121-118-3  |
| Mercer         | 175   | 1897          | GT leads 117-58     |
| North Carolina | 158   | 1901          | GT leads 83-75      |
| NC State       | 143   | 1921          | GT leads 81-62      |
| Duke           | 142   | 1903          | GT leads 101-41     |
| Ga. Southern   | 142   | 1947          | GT leads 110-32     |
| Virginia       | 138   | 1924          | GT leads 79-64-2    |
| Wake Forest    | 123   | 1898          | GT leads 76-46-1    |

• The Jackets will face their top four most common opponents again in 2025 but will not play North Carolina, NC State or Wake Forest in the regular season.

• Tech extended it's winning streak against Georgia Southern to six games in a row, dating back to 2022, with a 5-3 win in Statesboro on Feb. 18, 2025 - featuring 5.1 perfect innings from **Mason Patel** along with back-to-back home runs from **Kyle Lodise** and **Drew Burress**.


**2025 ACC PRESEASON POLL**

|                         |            |
|-------------------------|------------|
| 1. Virginia (13)        | 251        |
| 2. Florida State (2)    | 230        |
| 3. North Carolina       | 217        |
| 4. Clemson (1)          | 214        |
| 5. Duke                 | 182        |
| 6. Wake Forest          | 171        |
| 7. NC State             | 168        |
| 8. Stanford             | 143        |
| 9. Louisville           | 128        |
| <b>10. Georgia Tech</b> | <b>113</b> |
| 11. Miami               | 87         |
| 12. Virginia Tech       | 85         |
| 13. California          | 60         |
| 14 Pitt                 | 52         |
| 15. Notre Dame          | 44         |
| 16. Boston College      | 31         |

**2025 ACC STANDINGS - WEEK 3**

| School         | ACC | Overall |
|----------------|-----|---------|
| Georgia Tech   | 0-0 | 4-0     |
| North Carolina | 0-0 | 4-0     |
| Florida State  | 0-0 | 4-0     |
| Stanford       | 0-0 | 4-0     |
| Pitt           | 0-0 | 3-0     |
| Wake Forest    | 0-0 | 4-1     |
| California     | 0-0 | 3-1     |
| Miami          | 0-0 | 3-1     |
| NC State       | 0-0 | 3-1     |
| Virginia Tech  | 0-0 | 3-1     |
| Louisville     | 0-0 | 2-1     |
| Notre Dame     | 0-0 | 2-1     |
| Clemson        | 0-0 | 2-1     |
| Virginia       | 0-0 | 2-1     |
| Duke           | 0-0 | 2-2     |
| Boston College | 0-0 | 1-1     |

**2025 HONORS**
**DREW BURRESS**

Preseason 1st Team All-American (D1 Baseball)  
 Preseason 1st Team All-American (NCBWA)  
 Golden Spikes Award (Watch List)  
 Preseason ACC Player of the Year (D1 Baseball)  
 No. 1 Sophomore in College Baseball (Perfect Game)

**MASON PATEL**

ACC Co-Pitcher of the Week - Feb. 24

**2025 MLB #PROJACKETS**

|                         |           |
|-------------------------|-----------|
| Joey Bart, C            | Pirates   |
| Buck Farmer, RHP        | Braves    |
| Justyn-Henry Malloy, OF | Tigers    |
| Brant Hurter, LHP       | Tigers    |
| Kyle McCann             | Athletics |
| Xzavion Curry, RHP      | Guardians |
| Amos Willingham, RHP    | Nationals |

**2025 ACC TOURNAMENT**

Beginning this spring with the 2025 ACC Baseball Championship in Durham, North Carolina, all 16 teams in the ACC will compete in a single-elimination championship. The championship will remain six days as it has in previous years, running from Tuesday, May 20, through Sunday, May 25, 2025, from Durham Bulls Athletic Park.

"There's once again tremendous excitement surrounding ACC Baseball and today's announcement will bring an improved championship experience for our student-athletes, coaches, and fans alike," stated ACC Commissioner Jim Phillips Ph.D. "Nationally, the ACC is once again well-represented in the preseason polls and award lists. After what we know will be a highly competitive regular season, we look forward to showcasing all 16 baseball teams in Durham this May."

Since 2006, the ACC Baseball Championship has been played in a pool play or round-robin style format. The tournament last expanded its field size in 2017, moving from 10 to 12 teams.

Under the new format, the top four seeds in the championship will be based off the performance in the regular season and will receive a double-bye into the quarterfinal round, which is scheduled to be held on Thursday and Friday. Seeds five through eight will earn a bye into Wednesday's second round. Seeds 9-16 will begin play with four first round games on Tuesday.

## LET'S BRAG ABOUT BURRESS

"Burress is as big a star as you'll find in college baseball, the reigning D1Baseball Freshman of the Year and a 2024 first-team All-American after hitting .381/.512/.821 with 25 homers. He's a no-brainer first-team preseason All-American as a sophomore, and our preseason pick for ACC Player of the Year.

– **D1Baseball**

- In 2024, Drew Burress established himself as one of the best hitters in college baseball and one of the most exciting prospects to watch leading up to the 2026 draft. If he can continue his historic run through the ranks of NCAA Baseball, every MLB front office will be begging for Burress to become the next face of the franchise.

- Burress hit 25 home runs last season, one shy of the Georgia Tech program record (set by Kevin Parada in 2022) and two shy of the NCAA freshman home run record set by Tommy White (NC State) in 2022 as well.

"If he continues to crush the ball at anything mirroring his current rate, he could follow in [Dylan] Crews' footsteps and reach his high ceiling when he's eligible for the 2026 Draft."

– **Jesus Cano, MLB.com**

- Burress can claim to have an unofficial piece of the GT home run record since he hit a home run against Georgia that would ultimately not be recorded officially after the game was ended due to rain.

- Last year, Burress became the 1st Yellow Jacket to ever slug over .800 with at least 200 at bats. His .821 slugging percentage led all Division I freshman and 6th overall among those with 200+ ABs.

- His .821 career slugging percentage is the highest among active division I players and the highest of any Georgia Tech player in program history - current record belongs to Tom Angley (.763 from 1925-27)

"He has thunderous bat speed and does a nice job creating leverage in his swing, and shows off plus power, especially to the pull side."

– **Peter Flaherty, Baseball America**

- Not only did Burress turn heads with his bat but he also set the Georgia Tech record for the most assists by an outfielder in a single season, gunning down 10 runners from his spot in center field.

- This season, Burress has placed an emphasis on showing off his base running. After stealing eight bags on 10 attempts last year, Burress feels that his speed isn't getting enough attention & looks to amend that in 2025.

"From Day 1, you never thought he was a freshman. He's a very mature kid. He doesn't mix any words about it. He wants to be a first-round pick. He wants to be the best player in the country. That's what drives him. That's his passion. He is one of those guys that makes everybody around him better. Every day."

– **Danny Hall, ABCA Hall of Famer**

## GEORGIA TECH'S TRIPLE CROWN WINNERS

| Year | Player                | HR  | RBI  | AVG   |
|------|-----------------------|-----|------|-------|
| 1958 | Earl Moore            | 4   | 15   | .287  |
| 1959 | Roger Kaiser          | 4   | 32   | .373  |
| 1960 | George Inman          | 7   | 24   | .360  |
| 1968 | Ted Tomasovich        | 5   | 38   | .381  |
| 1975 | Frank Turner          | 2   | 30   | .376  |
| 1991 | Andy Bruce            | 22* | 96*  | .345  |
| 1992 | <i>Jason Varitek*</i> | 11  | 52   | .406* |
| 1993 | <i>Jason Varitek</i>  | 22* | 72   | .404  |
| 1994 | Jay Payton            | 20  | 102* | .434* |
| 1997 | Mark Fischer          | 24* | 98   | .354  |
| 1999 | <i>Mark Teixeira</i>  | 13  | 65   | .387  |
| 2016 | Matt Gonzalez         | 11  | 54   | .378  |
| 2024 | Drew Burress          | 25  | 67   | .381  |

\* denotes is/was school record

*italics indicates member of College Baseball Hall of Fame*

## ACTIVE NCAA D1 CAREER SLUGGING % LEADERS

| Rank | Player              | School              | Class        | Slug %      |
|------|---------------------|---------------------|--------------|-------------|
| 1    | <b>Drew Burress</b> | <b>Georgia Tech</b> | <b>Soph.</b> | <b>.825</b> |
| 2    | Nolan Schubart      | Oklahoma St.        | Jr.          | .734        |
| 3    | John Bay            | Austin Peay         | Sr.          | .728        |
| 4    | Cael Frost          | Nebraska            | Sr.          | .724        |
| 5    | Grant Jay           | Dallas Baptist      | Jr.          | .720        |
| 6    | Daniel Cuvet        | Miami (FL)          | Soph.        | .719        |
| 7    | Dalton Beck         | LSU                 | Sr.          | .717        |
| 8    | Jared Jones         | LSU                 | Jr.          | .692        |
| 9    | Koby Kropf          | Winthrop            | Sr.          | .691        |
| 10   | Jacob Ference       | Virginia            | Sr.          | .689        |

\* minimum of 200 career ABs

## ACTIVE NCAA CAREER SLUGGING % LEADERS - All Divisions


| Rank | Player               | School              | Div.     | Slug %      |
|------|----------------------|---------------------|----------|-------------|
| 1    | Mackenzie Wainwright | Lenoir-Rhyne        | II       | .882        |
| 2    | <b>Drew Burress</b>  | <b>Georgia Tech</b> | <b>I</b> | <b>.825</b> |
| 3    | Kolby Felix          | Colorado Mesa       | II       | .808        |
| 4    | Caleb Cyr            | Johns Hopkins       | III      | .791        |
| 5    | Sam Angelo           | North Carolina      | III / I  | .774        |
| 6    | David Lewis          | Virginia Tech       | II / I   | .763        |
| 7    | Adam Paniagua        | Regis (Colo.)       | II       | .763        |
| 8    | Brevin McCool        | Lubbock Christian   | II       | .760        |
| 9    | Christian Castaneda  | CSU Pueblo          | II       | .751        |
| 10   | Ben Lea              | East Tex. Baptist   | III      | .745        |

\* minimum of 200 career ABs

## 2025 RECORD BREAKDOWN

|                                    | ACC | Overall |
|------------------------------------|-----|---------|
| Overall                            | 0-0 | 6-2     |
| Home                               | 0-0 | 5-2     |
| Road                               | 0-0 | 1-0     |
| Neutral                            | 0-0 | 0-0     |
| Day Games                          | 0-0 | 5-2     |
| Night Games (6 p.m. or later)      | 0-0 | 1-0     |
| Yellow Jackets Score First         | 0-0 | 2-1     |
| Opponent Scores First              | 0-0 | 4-1     |
| Yellow Jackets Score in 1st inning | 0-0 | 1-1     |
| Walk-off Victories                 | 0-0 | 1-0     |
| As a Ranked Team (All Polls)       | 0-0 | 0-0     |
| Vs. Ranked Team (All Polls)        | 0-0 | 0-0     |
| Vs. LHP (starter)                  | 0-0 | 5-0     |
| Vs. RHP (starter)                  | 0-0 | 1-2     |
| Yellow Jacket Starter 6+ IP        | 0-0 | 0-0     |
| Yellow Jacket Starter 7+ IP        | 0-0 | 0-0     |
| Yellow Jacket Starter 8+ IP        | 0-0 | 0-0     |
| Hitting A Home Run                 | 0-0 | 6-0     |
| Not Hitting A Home Run             | 0-0 | 0-2     |
| Out Hit Opponent                   | 0-0 | 5-1     |
| Get Out Hit By Opponent            | 0-0 | 1-1     |
| Equal Number of Hits               | 0-0 | 0-0     |
| February                           | 0-0 | 6-2     |
| March                              | 0-0 | 0-0     |
| April                              | 0-0 | 0-0     |
| May                                | 0-0 | 0-0     |
| June                               | 0-0 | 0-0     |
| Monday                             | 0-0 | 0-1     |
| Tuesday                            | 0-0 | 1-0     |
| Wednesday                          | 0-0 | 0-0     |
| Thursday                           | 0-0 | 0-0     |
| Friday                             | 0-0 | 2-0     |
| Saturday                           | 0-0 | 1-1     |
| Sunday                             | 0-0 | 2-0     |
| One-Run Games                      | 0-0 | 1-0     |
| Two-Run Games                      | 0-0 | 1-1     |
| Three-Run Games                    | 0-0 | 1-0     |
| Four+ Run Games                    | 0-0 | 3-1     |
| Leading After 6                    | 0-0 | 4-2     |
| Trailing After 6                   | 0-0 | 1-0     |
| Tied After 6                       | 0-0 | 1-0     |
| Leading After 7                    | 0-0 | 5-1     |
| Trailing After 7                   | 0-0 | 1-1     |
| Tied After 7                       | 0-0 | 0-0     |
| Leading After 8                    | 0-0 | 4-0     |
| Trailing After 8                   | 0-0 | 1-2     |
| Tied After 8                       | 0-0 | 0-0     |
| Shutouts                           | 0-0 | 0-0     |
| Extra Innings                      | 0-0 | 0-0     |
| Score 0-5 Runs                     | 0-0 | 2-1     |
| Score 6+ Runs                      | 0-0 | 4-1     |
| Allow 0-5 Runs                     | 0-0 | 5-1     |
| Allow 6+ Runs                      | 0-0 | 1-1     |
| Commit 0 Errors                    | 0-0 | 2-2     |
| Commit 1 Error                     | 0-0 | 3-0     |
| Commit 2+ Errors                   | 0-0 | 1-0     |

## HALL OF FAME COACH



• **Danny Hall** is in his 32nd season at Georgia Tech and his 38th overall as a head coach in 2025. He is the winningest baseball coach in Tech history with 1,207 wins.

• Hall, who won his 1,400th career game on April 14, 2024 and his 1,200th win at Georgia Tech on May 12, 2024, stands second among active Division I coaches in career victories entering the 2025 season.

- Prior to the 2024 season, Hall was named to the ABCA Hall of Fame.
  - In his career – both as an assistant and head coach – Hall has been part of over 1,600 victories and seven trips to the College World Series.
  - Hall has led Tech to the NCAA Tournament on 22 occasions and guided the Jackets to the NCAA College World Series in 1994, 2002 and 2006 -- the program's only three berths.

## HALL BY THE NUMBERS

|              |  |
|--------------|--|
| <b>1,417</b> | Career wins as a head coach  |
| <b>1,209</b> | Wins at Georgia Tech   |
| <b>163</b>   | Total draft picks coached at Tech                                      |
| <b>141</b>   | All-ACC honors   |
| <b>121</b>   | All-American selections by 46 GT players                               |
| <b>52</b>    | Tech's school record for wins set in 2002                              |
| <b>29</b>    | Freshman all-Americans   |
| <b>22</b>    | NCAA Regional appearances at Tech                                      |
| <b>18</b>    | Top-two ACC offensive finishes   |
| <b>19</b>    | Academic all-America honors by GT players                              |
| <b>15</b>    | Yellow Jackets drafted in the first round                              |
| <b>7</b>     | ACC regular season/division titles ('97, '00, '04, '05, '11, '19, '21) |
| <b>6</b>     | NCAA Super Regional appearances at Tech                                |
| <b>5</b>     | ACC tournament titles (2000, 2003, 2005, 2012, 2014)                   |
| <b>3</b>     | ACC tournament titles (2000, 2003, 2005, 2012, 2014)                   |

## WINNINGEST ACTIVE DIVISION I BASEBALL COACHES

| Name              | Seasons   | Current School      | At School Since | Wins        | Losses     | Ties     | Win %       |
|-------------------|-----------|---------------------|-----------------|-------------|------------|----------|-------------|
| Paul Mainieri     | 40        | South Carolina      | 2025            | 1514        | 777        | 7        | .660        |
| <b>Danny Hall</b> | <b>38</b> | <b>Georgia Tech</b> | <b>1994</b>     | <b>1417</b> | <b>776</b> | <b>1</b> | <b>.646</b> |
| Elliott Avent     | 37        | NC State            | 1996            | 1263        | 831        | 2        | .603        |
| Dave Van Horn     | 32        | Arkansas            | 2003            | 1261        | 626        | 0        | .668        |
| Rich Hill         | 38        | Hawaii              | 2022            | 1180        | 799        | 4        | .596        |
| Steve Owens       | 34        | Rutgers             | 2020            | 1050        | 582        | 3        | .643        |
| Rick Heller       | 38        | Iowa                | 2014            | 1044        | 781        | 5        | .572        |
| Tim Corbin        | 29        | Vanderbilt          | 2003            | 1035        | 582        | 1        | .640        |
| Mike Bianco       | 28        | Ole Miss            | 2001            | 1013        | 615        | 1        | .622        |
| Rich Maloney      | 30        | Ball St.            | 2013            | 992         | 650        | 2        | .604        |

**2025 OVERALL STATS**

**@GTBASEBALL**  
**Overall Statistics for Georgia Tech (as of Feb 24, 2025)**  
**(All games Sorted by Batting avg)**

Record: 6-2 Home: 5-2 Away: 1-0 ACC: 0-0

| Player          | avg  | gp-gs | ab  | r  | h  | 2b | 3b | hr | rbi | tb  | slg% | bb | hp | so | gdp | ob%   | sf | sh | sb-att | po  | a  | e  | fld%  |  |
|-----------------|------|-------|-----|----|----|----|----|----|-----|-----|------|----|----|----|-----|-------|----|----|--------|-----|----|----|-------|--|
| Kent Schmidt    | .400 | 8-8   | 30  | 10 | 12 | 4  | 0  | 1  | 5   | 19  | .633 | 5  | 2  | 3  | 0   | .514  | 0  | 0  | 2-2    | 47  | 0  | 0  | 1.000 |  |
| Kyle Lodise     | .370 | 8-8   | 27  | 9  | 10 | 4  | 0  | 1  | 2   | 17  | .630 | 10 | 2  | 7  | 0   | .564  | 0  | 0  | 2-2    | 7   | 20 | 1  | .964  |  |
| Drew Burress    | .323 | 8-8   | 31  | 6  | 10 | 3  | 0  | 3  | 13  | 22  | .710 | 7  | 0  | 7  | 0   | .436  | 1  | 0  | 2-2    | 20  | 0  | 0  | 1.000 |  |
| Vahn Lackey     | .296 | 8-8   | 27  | 4  | 8  | 2  | 0  | 1  | 6   | 13  | .481 | 1  | 3  | 6  | 1   | .364  | 2  | 1  | 2-2    | 56  | 10 | 1  | .985  |  |
| Carson Kerce    | .292 | 8-8   | 24  | 4  | 7  | 4  | 0  | 0  | 1   | 11  | .458 | 2  | 0  | 5  | 1   | .346  | 0  | 1  | 1-2    | 10  | 14 | 0  | 1.000 |  |
| Alex Hernandez  | .267 | 8-8   | 30  | 7  | 8  | 2  | 0  | 2  | 9   | 16  | .533 | 3  | 1  | 4  | 1   | .343  | 1  | 0  | 0-0    | 9   | 1  | 0  | 1.000 |  |
| Nathan Waugh    | .250 | 7-6   | 20  | 7  | 5  | 1  | 0  | 1  | 5   | 9   | .450 | 5  | 0  | 5  | 1   | .400  | 0  | 0  | 0-1    | 0   | 0  | 0  | .000  |  |
| Caleb Daniel    | .250 | 4-4   | 16  | 2  | 4  | 2  | 0  | 0  | 0   | 6   | .375 | 1  | 1  | 0  | 0   | .333  | 0  | 0  | 0-0    | 5   | 5  | 0  | 1.000 |  |
| Parker Brosius  | .167 | 8-8   | 24  | 1  | 4  | 2  | 0  | 0  | 4   | 6   | .250 | 3  | 3  | 10 | 0   | .313  | 2  | 1  | 5-5    | 17  | 0  | 2  | .895  |  |
| -----           |      |       |     |    |    |    |    |    |     |     |      |    |    |    |     |       |    |    |        |     |    |    |       |  |
| Tyler Neises    | .222 | 6-2   | 9   | 1  | 2  | 0  | 0  | 0  | 3   | 2   | .222 | 3  | 1  | 1  | 0   | .429  | 1  | 0  | 0-0    | 4   | 0  | 1  | .800  |  |
| Drew Rogers     | .200 | 3-3   | 10  | 1  | 2  | 0  | 0  | 1  | 4   | 5   | .500 | 0  | 0  | 6  | 0   | .200  | 0  | 1  | 0-0    | 31  | 5  | 0  | 1.000 |  |
| Will Baker      | .125 | 6-1   | 8   | 2  | 1  | 1  | 0  | 0  | 0   | 2   | .250 | 0  | 0  | 3  | 0   | .125  | 0  | 1  | 0-0    | 1   | 3  | 0  | 1.000 |  |
| Nahanael Coupet | .000 | 1-0   | 1   | 0  | 0  | 0  | 0  | 0  | 0   | 0   | .000 | 0  | 0  | 1  | 0   | .000  | 0  | 0  | 0-0    | 0   | 0  | 0  | .000  |  |
| Joshua Evans    | .000 | 2-0   | 0   | 0  | 0  | 0  | 0  | 0  | 0   | 0   | .000 | 0  | 0  | 0  | 0   | .000  | 0  | 0  | 0-0    | 0   | 0  | 0  | .000  |  |
| Connor Shouse   | .000 | 2-0   | 0   | 1  | 0  | 0  | 0  | 0  | 0   | 0   | .000 | 0  | 1  | 0  | 0   | 1.000 | 0  | 0  | 1-1    | 0   | 0  | 0  | .000  |  |
| Totals          | .284 | 8     | 257 | 55 | 73 | 25 | 0  | 10 | 52  | 128 | .498 | 40 | 14 | 58 | 4   | .399  | 7  | 5  | 15-17  | 210 | 66 | 5  | .982  |  |
| Opponents       | .230 | 8     | 256 | 35 | 59 | 10 | 1  | 7  | 35  | 92  | .359 | 30 | 16 | 88 | 2   | .342  | 5  | 3  | 6-9    | 195 | 58 | 13 | .951  |  |

LOB - Team (73), Opp (65). DPs turned - Team (2), Opp (5).

**(All games Sorted by Earned run avg)**

| Player          | era   | w-l | app | qs | cg | sho | sv | ip   | h  | r  | er | bb | so | 2b | 3b | hr | b/avg | wp | hp | bk | sfa | sha |  |  |
|-----------------|-------|-----|-----|----|----|-----|----|------|----|----|----|----|----|----|----|----|-------|----|----|----|-----|-----|--|--|
| Mason Patel     | 0.00  | 2-0 | 2   | 0  | 0  | 0/0 | 0  | 8.1  | 2  | 0  | 0  | 1  | 11 | 0  | 0  | 0  | .074  | 0  | 1  | 0  | 0   | 0   |  |  |
| Tate McKee      | 0.90  | 1-0 | 2   | 2  | 0  | 0/0 | 0  | 10.0 | 5  | 2  | 1  | 4  | 9  | 1  | 1  | 0  | .152  | 0  | 1  | 0  | 0   | 0   |  |  |
| Riley Stanford  | 2.25  | 0-0 | 2   | 2  | 0  | 0/0 | 0  | 8.0  | 7  | 4  | 2  | 3  | 8  | 1  | 0  | 1  | .250  | 0  | 6  | 0  | 0   | 1   |  |  |
| Caden Spivey    | 3.00  | 0-0 | 2   | 1  | 0  | 0/0 | 0  | 6.0  | 3  | 2  | 2  | 3  | 8  | 0  | 0  | 0  | .150  | 0  | 1  | 0  | 1   | 0   |  |  |
| -----           |       |     |     |    |    |     |    |      |    |    |    |    |    |    |    |    |       |    |    |    |     |     |  |  |
| Jaylen Paden    | 0.00  | 1-0 | 2   | 0  | 0  | 0/0 | 1  | 3.0  | 1  | 0  | 0  | 1  | 7  | 0  | 0  | 0  | .100  | 0  | 0  | 0  | 0   | 0   |  |  |
| Cooper McMullen | 0.00  | 0-0 | 2   | 0  | 0  | 0/0 | 0  | 3.0  | 1  | 0  | 0  | 2  | 2  | 0  | 0  | 0  | .111  | 0  | 0  | 0  | 0   | 1   |  |  |
| Cole Royer      | 0.00  | 1-0 | 2   | 0  | 0  | 0/0 | 0  | 2.0  | 1  | 0  | 0  | 0  | 2  | 0  | 0  | 0  | .167  | 0  | 1  | 0  | 0   | 0   |  |  |
| Ryan Johnson    | 0.00  | 0-0 | 1   | 0  | 0  | 0/0 | 0  | 0.2  | 0  | 0  | 0  | 0  | 2  | 0  | 0  | 0  | .000  | 0  | 0  | 0  | 0   | 0   |  |  |
| Brett Barfield  | 0.00  | 0-0 | 2   | 0  | 0  | 0/0 | 0  | 0.2  | 1  | 0  | 0  | 1  | 0  | 0  | 0  | 0  | .500  | 0  | 1  | 0  | 0   | 0   |  |  |
| Joshua Evans    | 0.00  | 0-0 | 1   | 0  | 0  | 0/0 | 0  | 0.1  | 0  | 0  | 0  | 1  | 0  | 0  | 0  | 0  | .000  | 0  | 1  | 0  | 0   | 0   |  |  |
| Sam Swygert     | 1.59  | 0-0 | 3   | 0  | 0  | 0/0 | 0  | 5.2  | 4  | 1  | 1  | 2  | 5  | 2  | 0  | 0  | .190  | 0  | 1  | 0  | 1   | 0   |  |  |
| Kayden Campbell | 4.50  | 1-0 | 3   | 0  | 0  | 0/0 | 0  | 2.0  | 3  | 1  | 1  | 0  | 3  | 0  | 0  | 1  | .333  | 0  | 0  | 0  | 0   | 0   |  |  |
| Caden Gaudette  | 5.79  | 0-0 | 4   | 0  | 0  | 0/0 | 0  | 4.2  | 7  | 3  | 3  | 1  | 9  | 1  | 0  | 1  | .350  | 0  | 0  | 0  | 1   | 0   |  |  |
| Brady Jones     | 7.20  | 0-0 | 2   | 2  | 0  | 0/0 | 0  | 5.0  | 2  | 4  | 4  | 5  | 7  | 0  | 0  | 1  | .118  | 0  | 1  | 0  | 0   | 0   |  |  |
| Porter Buursema | 10.12 | 0-0 | 2   | 0  | 0  | 0/0 | 0  | 2.2  | 3  | 3  | 3  | 3  | 6  | 0  | 0  | 0  | .300  | 0  | 1  | 0  | 1   | 0   |  |  |
| Carson Ballard  | 12.00 | 0-1 | 2   | 0  | 0  | 0/0 | 0  | 3.0  | 7  | 4  | 4  | 0  | 6  | 1  | 0  | 0  | .438  | 0  | 1  | 0  | 0   | 0   |  |  |
| Connor Chicoli  | 13.50 | 0-0 | 1   | 1  | 0  | 0/0 | 0  | 2.0  | 5  | 3  | 3  | 0  | 0  | 2  | 0  | 1  | .556  | 0  | 0  | 0  | 1   | 1   |  |  |
| Alex Hernandez  | 13.50 | 0-1 | 2   | 0  | 0  | 0/0 | 1  | 2.0  | 2  | 3  | 3  | 2  | 2  | 0  | 0  | 1  | .250  | 0  | 0  | 0  | 0   | 0   |  |  |
| Thorpe Musci    | 27.00 | 0-0 | 1   | 0  | 0  | 0/0 | 0  | 0.2  | 1  | 2  | 2  | 1  | 1  | 0  | 0  | 1  | .333  | 1  | 0  | 0  | 0   | 0   |  |  |
| Jake Lankie     | 81.00 | 0-0 | 1   | 0  | 0  | 0/0 | 0  | 0.1  | 4  | 3  | 3  | 0  | 0  | 2  | 0  | 0  | .800  | 0  | 0  | 0  | 0   | 0   |  |  |
| Totals          | 4.11  | 6-2 | 8   | 8  | 0  | 0/0 | 2  | 70.0 | 59 | 35 | 32 | 30 | 88 | 10 | 1  | 7  | .230  | 1  | 16 | 0  | 5   | 3   |  |  |
| Opponents       | 6.51  | 2-6 | 8   | 8  | 0  | 0/0 | 1  | 65.0 | 73 | 55 | 47 | 40 | 58 | 25 | 0  | 10 | .284  | 9  | 14 | 0  | 7   | 5   |  |  |

PB - Team (1), Rogers, D 1. Pickoffs - Team (1), Stanford, R 1. SBA/ATT - Lackey, V (5-6), Stanford, R (2-4), Rogers, D (1-3), Gaudette, C (2-2), McKee, T (1-1), Hernandez, A (1-1), Royer, C (0-1).



**2025 SEASON SUMMARY**

**@GTBASEBALL**  
**Games Summary for Georgia Tech (as of Feb 26, 2025)**  
**(All games)**

| <b>Score by innings</b> | <b>1</b> | <b>2</b> | <b>3</b> | <b>4</b> | <b>5</b> | <b>6</b> | <b>7</b> | <b>8</b> | <b>9</b> | <b>Total</b> |
|-------------------------|----------|----------|----------|----------|----------|----------|----------|----------|----------|--------------|
| Georgia Tech            | 6        | 8        | 8        | 2        | 9        | 7        | 5        | 2        | 8        | 55           |
| Opponents               | 5        | 2        | 3        | 3        | 3        | 0        | 9        | 5        | 5        | 35           |

**Record when ...**

|                      |     |                      |     |
|----------------------|-----|----------------------|-----|
| Overall              | 6-2 | After 6 leading      | 4-2 |
| Conference           | 0-0 | ..... trailing       | 1-0 |
| Non-Conference       | 6-2 | ..... tied           | 1-0 |
| Home games           | 5-2 | After 7 leading      | 4-1 |
| Away games           | 1-0 | ..... trailing       | 1-1 |
| Neutral site         | 0-0 | ..... tied           | 0-0 |
| Day games            | 5-2 | After 8 leading      | 4-0 |
| Night games          | 1-0 | ..... trailing       | 1-2 |
| vs Left starter      | 5-0 | ..... tied           | 0-0 |
| vs Right starter     | 1-2 |                      |     |
| 1-Run games          | 1-0 | Hit 0 home runs      | 0-2 |
| 2-Run games          | 1-1 | ... 1 home run       | 3-0 |
| 5+Run games          | 2-0 | ... 2+ home runs     | 3-0 |
| Extra innings        | 0-0 |                      |     |
| Shutouts             | 0-0 | Opponent 0 home runs | 4-0 |
|                      |     | ..... 1 home run     | 2-1 |
| Scoring 0-2 runs     | 0-1 | ..... 2+ HRs         | 0-1 |
| ..... 3-5 runs       | 2-0 |                      |     |
| ..... 6-9 runs       | 2-1 | Made 0 errors        | 2-2 |
| ..... 10+ runs       | 2-0 | .... 1 error         | 3-0 |
|                      |     | .... 2+ errors       | 1-0 |
| Opponent 0-2 runs    | 2-0 |                      |     |
| ..... 3-5 runs       | 3-1 | Opp. made 0 errors   | 1-0 |
| ..... 6-9 runs       | 1-0 | ..... 1 error        | 2-1 |
| ..... 10+ runs       | 0-1 | ..... 2+ errors      | 3-1 |
| Scored in 1st inning | 1-1 | Out-hit opponent     | 5-1 |
| Opp. scored in 1st   | 2-0 | Out-hit by opponent  | 1-1 |
| Scores first         | 2-1 | Hits are tied        | 0-0 |
| Opp. scores first    | 4-1 |                      |     |

**Record when team scores:**

|      |     |     |     |     |     |     |     |     |     |     |     |
|------|-----|-----|-----|-----|-----|-----|-----|-----|-----|-----|-----|
| Runs | 0   | 1   | 2   | 3   | 4   | 5   | 6   | 7   | 8   | 9   | 10+ |
| W-L  | 0-0 | 0-0 | 0-1 | 1-0 | 0-0 | 1-0 | 0-0 | 2-0 | 0-1 | 0-0 | 2-0 |

**Record when opponent scores:**

|      |     |     |     |     |     |     |     |     |     |     |     |
|------|-----|-----|-----|-----|-----|-----|-----|-----|-----|-----|-----|
| Runs | 0   | 1   | 2   | 3   | 4   | 5   | 6   | 7   | 8   | 9   | 10+ |
| W-L  | 0-0 | 1-0 | 1-0 | 2-0 | 1-1 | 0-0 | 1-0 | 0-0 | 0-0 | 0-0 | 0-1 |

**Record when leading after:**

|      |     |     |     |     |     |     |     |     |
|------|-----|-----|-----|-----|-----|-----|-----|-----|
| Inn. | 1   | 2   | 3   | 4   | 5   | 6   | 7   | 8   |
| W-L  | 1-1 | 2-1 | 3-1 | 3-1 | 4-1 | 4-2 | 4-1 | 4-0 |

**Record when trailing after:**

|      |     |     |     |     |     |     |     |     |
|------|-----|-----|-----|-----|-----|-----|-----|-----|
| Inn. | 1   | 2   | 3   | 4   | 5   | 6   | 7   | 8   |
| W-L  | 2-0 | 3-0 | 2-0 | 2-0 | 2-0 | 1-0 | 1-1 | 1-2 |

**Record when tied after:**

|      |     |     |     |     |     |     |     |     |
|------|-----|-----|-----|-----|-----|-----|-----|-----|
| Inn. | 1   | 2   | 3   | 4   | 5   | 6   | 7   | 8   |
| W-L  | 3-1 | 1-1 | 1-1 | 1-1 | 0-1 | 1-0 | 0-0 | 0-0 |

Current losing streak: 1  
 Longest winning streak: 5  
 Longest losing streak: 1

Home attendance : 7831 ( 7 dates avg = 1118 )  
 Away attendance : 2966 ( 1 dates avg = 2966 )  
 Total attendance: 10797 ( 8 dates avg = 1349 )

**2025 SITUATIONAL STATS**

**@GTBASEBALL**  
**Batting Analysis for Georgia Tech (as of Feb 26, 2025)**  
**(All games Sorted by Player Name)**

| Player          | vs left |    |      | vs right |    |      | w/runners |    |      | w/bases empty |    |      | w/bases loaded |    |       | as leadoff |    |       | fly | gnd | fly/ |
|-----------------|---------|----|------|----------|----|------|-----------|----|------|---------------|----|------|----------------|----|-------|------------|----|-------|-----|-----|------|
|                 | h       | ab | avg  | h        | ab | avg  | h         | ab | avg  | h             | ab | avg  | h              | ab | avg   | rch        | op | pct   | out | out | gnd  |
| Will Baker      | 0       | 3  | .000 | 1        | 5  | .200 | 0         | 5  | .000 | 1             | 3  | .333 | 0              | 0  | .000  | 0          | 2  | .000  | 2   | 2   | 1.0  |
| Parker Brosius  | 1       | 9  | .111 | 3        | 15 | .200 | 1         | 16 | .063 | 3             | 8  | .375 | 0              | 1  | .000  | 0          | 1  | .000  | 11  | 1   | 11.0 |
| Drew Burress    | 4       | 11 | .364 | 6        | 20 | .300 | 7         | 21 | .333 | 3             | 10 | .300 | 1              | 2  | .500  | 3          | 6  | .500  | 9   | 5   | 1.8  |
| Nahanael Coupet | 0       | 0  | .000 | 0        | 1  | .000 | 0         | 1  | .000 | 0             | 0  | .000 | 0              | 1  | .000  | 0          | 0  | .000  | 0   | 0   | 0.0  |
| Caleb Daniel    | 0       | 2  | .000 | 4        | 14 | .286 | 1         | 8  | .125 | 3             | 8  | .375 | 0              | 0  | .000  | 2          | 3  | .667  | 6   | 6   | 1.0  |
| Alex Hernandez  | 4       | 12 | .333 | 4        | 18 | .222 | 3         | 18 | .167 | 5             | 12 | .417 | 1              | 1  | 1.000 | 5          | 7  | .714  | 7   | 11  | 0.6  |
| Carson Kerce    | 3       | 8  | .375 | 4        | 16 | .250 | 1         | 10 | .100 | 6             | 14 | .429 | 0              | 2  | .000  | 4          | 10 | .400  | 9   | 4   | 2.2  |
| Vahn Lackey     | 5       | 12 | .417 | 3        | 15 | .200 | 7         | 16 | .438 | 1             | 11 | .091 | 0              | 1  | .000  | 0          | 5  | .000  | 8   | 7   | 1.1  |
| Kyle Lodise     | 2       | 8  | .250 | 8        | 19 | .421 | 2         | 9  | .222 | 8             | 18 | .444 | 0              | 1  | .000  | 12         | 16 | .750  | 5   | 5   | 1.0  |
| Tyler Neises    | 1       | 3  | .333 | 1        | 6  | .167 | 2         | 7  | .286 | 0             | 2  | .000 | 1              | 2  | .500  | 1          | 2  | .500  | 3   | 2   | 1.5  |
| Drew Rogers     | 1       | 4  | .250 | 1        | 6  | .167 | 2         | 7  | .286 | 0             | 3  | .000 | 1              | 1  | 1.000 | 0          | 1  | .000  | 1   | 2   | 0.5  |
| Kent Schmidt    | 5       | 13 | .385 | 7        | 17 | .412 | 6         | 20 | .300 | 6             | 10 | .600 | 0              | 0  | .000  | 4          | 7  | .571  | 8   | 7   | 1.1  |
| Connor Shouse   | 0       | 0  | .000 | 0        | 0  | .000 | 0         | 0  | .000 | 0             | 0  | .000 | 0              | 0  | .000  | 1          | 1  | 1.000 | 0   | 0   | 0.0  |
| Nathan Waugh    | 1       | 10 | .100 | 4        | 10 | .400 | 4         | 15 | .267 | 1             | 5  | .200 | 0              | 0  | .000  | 4          | 6  | .667  | 4   | 4   | 1.0  |
| Totals          | 27      | 95 | .284 | 46       | 16 | .284 | 36        | 15 | .235 | 37            | 10 | .356 | 4              | 12 | .333  | 36         | 67 | .537  | 73  | 56  | 1.3  |
| Opponents       | 4       | 12 | .333 | 55       | 24 | .225 | 26        | 12 | .210 | 33            | 13 | .250 | 4              | 11 | .364  | 28         | 70 | .400  | 62  | 53  | 1.2  |

| Player          | pinch hitting |    |       | w/runners in scoring pos |    |      | w/runner on 3r and LT 2 out |    |       | with 2 outs |    |      | success adv runners |    |      | 2- rnrns |     |     |     |     |    |
|-----------------|---------------|----|-------|--------------------------|----|------|-----------------------------|----|-------|-------------|----|------|---------------------|----|------|----------|-----|-----|-----|-----|----|
|                 | h             | ab | avg   | h                        | ab | avg  | rbi                         | op | pct   | h           | ab | avg  | adv                 | op | pct  | rbi      | w/o | lob | rch | rch | kl |
| Will Baker      | 1             | 4  | .250  | 0                        | 2  | .000 | 0                           | 0  | .000  | 1           | 2  | .500 | 2                   | 6  | .333 | 0        | 1   | 1   | 1   | 0   | 0  |
| Parker Brosius  | 0             | 0  | .000  | 1                        | 8  | .125 | 3                           | 5  | .600  | 4           | 11 | .364 | 7                   | 21 | .333 | 1        | 4   | 8   | 1   | 0   | 1  |
| Drew Burress    | 0             | 0  | .000  | 6                        | 12 | .500 | 2                           | 2  | 1.000 | 3           | 9  | .333 | 10                  | 23 | .435 | 3        | 4   | 8   | 1   | 2   | 1  |
| Nahanael Coupet | 0             | 0  | .000  | 0                        | 1  | .000 | 0                           | 0  | .000  | 0           | 1  | .000 | 0                   | 1  | .000 | 0        | 0   | 3   | 0   | 0   | 0  |
| Caleb Daniel    | 0             | 0  | .000  | 0                        | 6  | .000 | 0                           | 0  | .000  | 2           | 7  | .286 | 5                   | 10 | .500 | 0        | 1   | 6   | 0   | 1   | 0  |
| Alex Hernandez  | 0             | 0  | .000  | 2                        | 14 | .143 | 4                           | 6  | .667  | 0           | 9  | .000 | 10                  | 21 | .476 | 0        | 3   | 9   | 1   | 2   | 0  |
| Carson Kerce    | 0             | 0  | .000  | 1                        | 6  | .167 | 1                           | 2  | .500  | 3           | 8  | .375 | 2                   | 11 | .182 | 0        | 1   | 11  | 0   | 1   | 1  |
| Vahn Lackey     | 0             | 0  | .000  | 3                        | 8  | .375 | 2                           | 3  | .667  | 2           | 7  | .286 | 11                  | 19 | .579 | 1        | 6   | 7   | 1   | 0   | 3  |
| Kyle Lodise     | 0             | 0  | .000  | 0                        | 5  | .000 | 1                           | 1  | 1.000 | 2           | 8  | .250 | 3                   | 10 | .300 | 0        | 0   | 5   | 0   | 0   | 5  |
| Tyler Neises    | 1             | 2  | .500  | 2                        | 5  | .400 | 2                           | 2  | 1.000 | 1           | 4  | .250 | 7                   | 10 | .700 | 0        | 2   | 2   | 2   | 0   | 1  |
| Drew Rogers     | 0             | 0  | .000  | 2                        | 5  | .400 | 1                           | 1  | 1.000 | 1           | 6  | .167 | 3                   | 8  | .375 | 3        | 1   | 4   | 0   | 0   | 1  |
| Kent Schmidt    | 0             | 0  | .000  | 5                        | 9  | .556 | 1                           | 3  | .333  | 2           | 6  | .333 | 12                  | 22 | .545 | 1        | 4   | 3   | 0   | 1   | 1  |
| Connor Shouse   | 0             | 0  | .000  | 0                        | 0  | .000 | 0                           | 0  | .000  | 0           | 0  | .000 | 0                   | 0  | .000 | 0        | 0   | 0   | 0   | 0   | 0  |
| Nathan Waugh    | 1             | 1  | 1.000 | 3                        | 10 | .300 | 2                           | 4  | .500  | 1           | 5  | .200 | 7                   | 15 | .467 | 2        | 1   | 6   | 0   | 2   | 2  |
| Totals          | 3             | 7  | .429  | 25                       | 91 | .275 | 19                          | 29 | .655  | 22          | 83 | .265 | 79                  | 17 | .446 | 11       | 28  | 73  | 7   | 9   | 16 |
| Opponents       | 1             | 3  | .333  | 17                       | 71 | .239 | 14                          | 22 | .636  | 13          | 78 | .167 | 59                  | 14 | .399 | 7        | 16  | 65  | 3   | 11  | 23 |

Success Advancing Runners = percentage of times the batter advanced at least one runner during a plate appearance

#Rnrns Adv w/Out = TOTAL number of runners advanced when the player made an out

**STARTING PITCHER STATS**

(All games Sorted by Earned run avg)

| Player         | era   | w-l | app | gs | cg | sho | sv | ip   | h  | r  | er | bb | so | 2b | 3b | hr | b/avg | wp | hp | bk | sfa | sha |
|----------------|-------|-----|-----|----|----|-----|----|------|----|----|----|----|----|----|----|----|-------|----|----|----|-----|-----|
| Tate McKee     | 0.90  | 1-0 | 2   | 2  | 0  | 0/0 | 0  | 10.0 | 5  | 2  | 1  | 4  | 9  | 1  | 1  | 0  | .152  | 0  | 1  | 0  | 0   | 0   |
| Riley Stanford | 2.25  | 0-0 | 2   | 2  | 0  | 0/0 | 0  | 8.0  | 7  | 4  | 2  | 3  | 8  | 1  | 0  | 1  | .250  | 0  | 6  | 0  | 0   | 1   |
| Caden Spivey   | 6.00  | 0-0 | 1   | 1  | 0  | 0/0 | 0  | 3.0  | 2  | 2  | 2  | 2  | 3  | 0  | 0  | 0  | .200  | 0  | 1  | 0  | 1   | 0   |
| Brady Jones    | 7.20  | 0-0 | 2   | 2  | 0  | 0/0 | 0  | 5.0  | 2  | 4  | 4  | 5  | 7  | 0  | 0  | 1  | .118  | 0  | 1  | 0  | 0   | 0   |
| Connor Chicoli | 13.50 | 0-0 | 1   | 1  | 0  | 0/0 | 0  | 2.0  | 5  | 3  | 3  | 0  | 0  | 2  | 0  | 1  | .556  | 0  | 0  | 0  | 1   | 1   |
| Totals         | 3.86  | 1-0 | 8   | 8  | 0  | 0/0 | 0  | 28.0 | 21 | 15 | 12 | 14 | 27 | 4  | 1  | 3  | .216  | 0  | 9  | 0  | 2   | 2   |
| Opponents      | 7.88  | 1-3 | 8   | 8  | 0  | 0/0 | 0  | 32.0 | 40 | 30 | 28 | 16 | 28 | 15 | 0  | 7  | .301  | 4  | 5  | 0  | 4   | 2   |

**BULLPEN STATS**

(All games Sorted by Earned run avg)

| Player          | era   | w-l | app | gs | cg | sho | sv | ip   | h  | r  | er | bb | so | 2b | 3b | hr | b/avg | wp | hp | bk | sfa | sha |
|-----------------|-------|-----|-----|----|----|-----|----|------|----|----|----|----|----|----|----|----|-------|----|----|----|-----|-----|
| Mason Patel     | 0.00  | 2-0 | 2   | 0  | 0  | 0/0 | 0  | 8.1  | 2  | 0  | 0  | 1  | 11 | 0  | 0  | 0  | .074  | 0  | 1  | 0  | 0   | 0   |
| Jaylen Paden    | 0.00  | 1-0 | 2   | 0  | 0  | 0/0 | 1  | 3.0  | 1  | 0  | 0  | 1  | 7  | 0  | 0  | 0  | .100  | 0  | 0  | 0  | 0   | 0   |
| Caden Spivey    | 0.00  | 0-0 | 1   | 0  | 0  | 0/0 | 0  | 3.0  | 1  | 0  | 0  | 1  | 5  | 0  | 0  | 0  | .100  | 0  | 0  | 0  | 0   | 0   |
| Cooper McMullen | 0.00  | 0-0 | 2   | 0  | 0  | 0/0 | 0  | 3.0  | 1  | 0  | 0  | 2  | 2  | 0  | 0  | 0  | .111  | 0  | 0  | 0  | 0   | 1   |
| Cole Royer      | 0.00  | 1-0 | 2   | 0  | 0  | 0/0 | 0  | 2.0  | 1  | 0  | 0  | 0  | 2  | 0  | 0  | 0  | .167  | 0  | 1  | 0  | 0   | 0   |
| Brett Barfield  | 0.00  | 0-0 | 2   | 0  | 0  | 0/0 | 0  | 0.2  | 1  | 0  | 0  | 1  | 0  | 0  | 0  | 0  | .500  | 0  | 1  | 0  | 0   | 0   |
| Ryan Johnson    | 0.00  | 0-0 | 1   | 0  | 0  | 0/0 | 0  | 0.2  | 0  | 0  | 0  | 0  | 2  | 0  | 0  | 0  | .000  | 0  | 0  | 0  | 0   | 0   |
| Joshua Evans    | 0.00  | 0-0 | 1   | 0  | 0  | 0/0 | 0  | 0.1  | 0  | 0  | 0  | 1  | 0  | 0  | 0  | 0  | .000  | 0  | 1  | 0  | 0   | 0   |
| Sam Swygert     | 1.59  | 0-0 | 3   | 0  | 0  | 0/0 | 0  | 5.2  | 4  | 1  | 1  | 2  | 5  | 2  | 0  | 0  | .190  | 0  | 1  | 0  | 1   | 0   |
| Kayden Campbell | 4.50  | 1-0 | 3   | 0  | 0  | 0/0 | 0  | 2.0  | 3  | 1  | 1  | 0  | 3  | 0  | 0  | 1  | .333  | 0  | 0  | 0  | 0   | 0   |
| Caden Gaudette  | 5.79  | 0-0 | 4   | 0  | 0  | 0/0 | 0  | 4.2  | 7  | 3  | 3  | 1  | 9  | 1  | 0  | 1  | .350  | 0  | 0  | 0  | 1   | 0   |
| Porter Buursema | 10.12 | 0-0 | 2   | 0  | 0  | 0/0 | 0  | 2.2  | 3  | 3  | 3  | 3  | 6  | 0  | 0  | 0  | .300  | 0  | 1  | 0  | 1   | 0   |
| Carson Ballard  | 12.00 | 0-1 | 2   | 0  | 0  | 0/0 | 0  | 3.0  | 7  | 4  | 4  | 0  | 6  | 1  | 0  | 0  | .438  | 0  | 1  | 0  | 0   | 0   |
| Alex Hernandez  | 13.50 | 0-1 | 2   | 0  | 0  | 0/0 | 1  | 2.0  | 2  | 3  | 3  | 2  | 2  | 0  | 0  | 1  | .250  | 0  | 0  | 0  | 0   | 0   |
| Thorpe Musci    | 27.00 | 0-0 | 1   | 0  | 0  | 0/0 | 0  | 0.2  | 1  | 2  | 2  | 1  | 1  | 0  | 0  | 1  | .333  | 1  | 0  | 0  | 0   | 0   |
| Jake Lankie     | 81.00 | 0-0 | 1   | 0  | 0  | 0/0 | 0  | 0.1  | 4  | 3  | 3  | 0  | 0  | 2  | 0  | 0  | .800  | 0  | 0  | 0  | 0   | 0   |
| Totals          | 4.29  | 5-2 | 8   | 0  | 0  | 0/0 | 2  | 42.0 | 38 | 20 | 20 | 16 | 61 | 6  | 0  | 4  | .239  | 1  | 7  | 0  | 3   | 1   |
| Opponents       | 5.18  | 1-3 | 8   | 0  | 0  | 0/0 | 1  | 33.0 | 33 | 25 | 19 | 24 | 30 | 10 | 0  | 3  | .266  | 5  | 9  | 0  | 3   | 3   |

**TEAM GAME-BY-GAME**

| Date   | Opponent            | ab  | r  | h  | rbi | 2b | 3b | hr | tb  | bb | ibb | sb | cs | hbp | sac | sf | gdp | k  | po  | a  | e | lob | avg  |
|--------|---------------------|-----|----|----|-----|----|----|----|-----|----|-----|----|----|-----|-----|----|-----|----|-----|----|---|-----|------|
| Feb 14 | OLD DOMINION        | 24  | 3  | 3  | 3   | 1  | 0  | 1  | 7   | 5  | 0   | 0  | 0  | 1   | 3   | 0  | 1   | 7  | 27  | 9  | 1 | 6   | .125 |
| Feb 15 | OLD DOMINION        | 31  | 7  | 6  | 7   | 1  | 0  | 1  | 10  | 7  | 0   | 1  | 0  | 0   | 0   | 0  | 1   | 13 | 27  | 7  | 1 | 7   | .164 |
| Feb 16 | OLD DOMINION        | 34  | 7  | 11 | 6   | 4  | 0  | 1  | 18  | 3  | 0   | 2  | 0  | 2   | 0   | 2  | 0   | 10 | 27  | 5  | 1 | 10  | .225 |
| Feb 18 | at Georgia Southern | 34  | 5  | 9  | 5   | 3  | 0  | 2  | 18  | 4  | 0   | 2  | 1  | 1   | 0   | 0  | 1   | 8  | 27  | 8  | 0 | 7   | .236 |
| Feb 21 | MARSHALL            | 31  | 12 | 13 | 11  | 4  | 0  | 3  | 26  | 7  | 0   | 2  | 0  | 0   | 0   | 2  | 0   | 4  | 21  | 5  | 0 | 10  | .273 |
| Feb 22 | MARSHALL            | 34  | 2  | 7  | 2   | 3  | 0  | 0  | 10  | 5  | 0   | 0  | 0  | 4   | 0   | 0  | 0   | 2  | 27  | 8  | 0 | 14  | .261 |
| Feb 23 | MARSHALL            | 36  | 11 | 15 | 11  | 7  | 0  | 2  | 28  | 1  | 0   | 5  | 0  | 4   | 2   | 2  | 0   | 6  | 27  | 15 | 2 | 10  | .286 |
| Feb 24 | MARSHALL            | 33  | 8  | 9  | 7   | 2  | 0  | 0  | 11  | 8  | 0   | 3  | 1  | 2   | 0   | 1  | 1   | 8  | 27  | 9  | 0 | 9   | .284 |
| Totals |                     | 257 | 55 | 73 | 52  | 25 | 0  | 10 | 128 | 40 | 0   | 15 | 2  | 14  | 5   | 7  | 4   | 58 | 210 | 66 | 5 | 73  | .284 |

@GTBASEBALL

Team Game-by-Game for Georgia Tech (as of Feb 26, 2025)

Pitching (All games)

| Date   | Opponent            | ip   | h  | r  | er | bb | so | 2b | 3b | hr | wp | bk | hbp | dp | ibb | score | w-l | sv | era  |
|--------|---------------------|------|----|----|----|----|----|----|----|----|----|----|-----|----|-----|-------|-----|----|------|
| Feb 14 | OLD DOMINION        | 9.0  | 6  | 2  | 1  | 2  | 10 | 1  | 0  | 0  | 0  | 0  | 1   | 2  | 0   | 3-2   | 1-0 | 0  | 1.00 |
| Feb 15 | OLD DOMINION        | 9.0  | 4  | 3  | 3  | 7  | 16 | 0  | 0  | 0  | 0  | 0  | 2   | 0  | 0   | 7-3   | 2-0 | 0  | 2.00 |
| Feb 16 | OLD DOMINION        | 9.0  | 9  | 4  | 4  | 5  | 14 | 0  | 0  | 1  | 0  | 0  | 2   | 0  | 0   | 7-4   | 3-0 | 1  | 2.67 |
| Feb 18 | at Georgia Southern | 9.0  | 7  | 3  | 3  | 1  | 12 | 2  | 0  | 1  | 0  | 0  | 0   | 0  | 0   | 5-3   | 4-0 | 2  | 2.75 |
| Feb 21 | MARSHALL            | 7.0  | 4  | 1  | 1  | 2  | 8  | 1  | 1  | 0  | 0  | 0  | 0   | 0  | 0   | 12-1  | 5-0 | 2  | 2.51 |
| Feb 22 | MARSHALL            | 9.0  | 5  | 4  | 4  | 4  | 11 | 0  | 0  | 1  | 0  | 0  | 1   | 0  | 0   | 2-4   | 5-1 | 2  | 2.77 |
| Feb 23 | MARSHALL            | 9.0  | 8  | 6  | 4  | 4  | 7  | 3  | 0  | 0  | 0  | 0  | 8   | 0  | 0   | 11-6  | 6-1 | 2  | 2.95 |
| Feb 24 | MARSHALL            | 9.0  | 16 | 12 | 12 | 5  | 10 | 3  | 0  | 4  | 1  | 0  | 2   | 0  | 0   | 8-12  | 6-2 | 2  | 4.11 |
| Totals |                     | 70.0 | 59 | 35 | 32 | 30 | 88 | 10 | 1  | 7  | 1  | 0  | 16  | 2  | 0   | 55-35 | 6-2 | 2  | 4.11 |

**GT BASEBALL CAREER STATS - AT GEORGIA TECH**

## Will Baker

| Year  | avg  | gp-gs | ab | r | h | 2b | 3b | hr | rbi | tb | slg% | bb | hbp | so | gdp | ob%  | sf | sh | sb-att | po | a | e | fld%  |
|-------|------|-------|----|---|---|----|----|----|-----|----|------|----|-----|----|-----|------|----|----|--------|----|---|---|-------|
| 2025  | .125 | 6-1   | 8  | 2 | 1 | 1  | 0  | 0  | 0   | 2  | .250 | 0  | 0   | 3  | 0   | .125 | 0  | 1  | 0-0    | 1  | 3 | 0 | 1.000 |
| TOTAL | .125 | 6-1   | 8  | 2 | 1 | 1  | 0  | 0  | 0   | 2  | .250 | 0  | 0   | 3  | 0   | .125 | 0  | 1  | 0-0    | 1  | 3 | 0 | 1.000 |

## Carson Ballard

| Year  | avg  | gp-gs | ab | r | h | 2b | 3b | hr | rbi | tb | slg% | bb | hbp | so | gdp | ob%  | sf | sh | sb-att | po | a | e | fld% |
|-------|------|-------|----|---|---|----|----|----|-----|----|------|----|-----|----|-----|------|----|----|--------|----|---|---|------|
| 2024  | .000 | 0-0   | 0  | 0 | 0 | 0  | 0  | 0  | 0   | 0  | .000 | 0  | 0   | 0  | 0   | .000 | 0  | 0  | 0-0    | 3  | 2 | 3 | .625 |
| TOTAL | .000 | 0-0   | 0  | 0 | 0 | 0  | 0  | 0  | 0   | 0  | .000 | 0  | 0   | 0  | 0   | .000 | 0  | 0  | 0-0    | 3  | 2 | 3 | .625 |

| Year  | era   | w-l | app | gs | cq | sho | sv | ip   | h  | r  | er | bb | so | 2b | 3b | hr | bf  | bavq | wp | hbp | bk | sfa | sha |
|-------|-------|-----|-----|----|----|-----|----|------|----|----|----|----|----|----|----|----|-----|------|----|-----|----|-----|-----|
| 2024  | 4.41  | 2-2 | 13  | 6  | 0  | 0/1 | 1  | 34.2 | 38 | 22 | 17 | 9  | 26 | 7  | 0  | 6  | 148 | .286 | 1  | 2   | 1  | 1   | 3   |
| 2025  | 12.00 | 0-1 | 2   | 0  | 0  | 0/0 | 0  | 3.0  | 7  | 4  | 4  | 0  | 6  | 1  | 0  | 0  | 17  | .438 | 0  | 1   | 0  | 0   | 0   |
| TOTAL | 5.02  | 2-3 | 15  | 6  | 0  | 0/1 | 1  | 37.2 | 45 | 26 | 21 | 9  | 32 | 8  | 0  | 6  | 165 | .302 | 1  | 3   | 1  | 1   | 3   |

## Brett Barfield

| Year  | avg  | gp-gs | ab | r | h | 2b | 3b | hr | rbi | tb | slg% | bb | hbp | so | gdp | ob%  | sf | sh | sb-att | po | a | e | fld%  |
|-------|------|-------|----|---|---|----|----|----|-----|----|------|----|-----|----|-----|------|----|----|--------|----|---|---|-------|
| 2024  | .000 | 0-0   | 0  | 0 | 0 | 0  | 0  | 0  | 0   | 0  | .000 | 0  | 0   | 0  | 0   | .000 | 0  | 0  | 0-0    | 0  | 1 | 1 | .500  |
| 2025  | .000 | 0-0   | 0  | 0 | 0 | 0  | 0  | 0  | 0   | 0  | .000 | 0  | 0   | 0  | 0   | .000 | 0  | 0  | 0-0    | 1  | 0 | 0 | 1.000 |
| TOTAL | .000 | 0-0   | 0  | 0 | 0 | 0  | 0  | 0  | 0   | 0  | .000 | 0  | 0   | 0  | 0   | .000 | 0  | 0  | 0-0    | 1  | 1 | 1 | .667  |

| Year  | era  | w-l | app | gs | cq | sho | sv | ip   | h  | r  | er | bb | so | 2b | 3b | hr | bf | bavq | wp | hbp | bk | sfa | sha |
|-------|------|-----|-----|----|----|-----|----|------|----|----|----|----|----|----|----|----|----|------|----|-----|----|-----|-----|
| 2024  | 6.75 | 0-0 | 16  | 0  | 0  | 0/0 | 0  | 16.0 | 22 | 15 | 12 | 10 | 18 | 6  | 0  | 1  | 83 | .314 | 0  | 3   | 0  | 0   | 0   |
| 2025  | 0.00 | 0-0 | 2   | 0  | 0  | 0/0 | 0  | 0.2  | 1  | 0  | 0  | 1  | 0  | 0  | 0  | 0  | 4  | .500 | 0  | 1   | 0  | 0   | 0   |
| TOTAL | 6.48 | 0-0 | 18  | 0  | 0  | 0/0 | 0  | 16.2 | 23 | 15 | 12 | 11 | 18 | 6  | 0  | 1  | 87 | .319 | 0  | 4   | 0  | 0   | 0   |

## Parker Brosius

| Year  | avg  | gp-gs | ab  | r  | h  | 2b | 3b | hr | rbi | tb | slg% | bb | hbp | so | gdp | ob%  | sf | sh | sb-att | po | a | e | fld%  |
|-------|------|-------|-----|----|----|----|----|----|-----|----|------|----|-----|----|-----|------|----|----|--------|----|---|---|-------|
| 2023  | .182 | 30-0  | 11  | 7  | 2  | 0  | 0  | 0  | 1   | 2  | .182 | 2  | 0   | 2  | 0   | .308 | 0  | 0  | 1-1    | 11 | 1 | 0 | 1.000 |
| 2024  | .298 | 46-33 | 114 | 31 | 34 | 7  | 1  | 2  | 28  | 49 | .430 | 25 | 6   | 20 | 0   | .442 | 2  | 3  | 9-9    | 66 | 0 | 1 | .985  |
| 2025  | .167 | 8-8   | 24  | 1  | 4  | 2  | 0  | 0  | 4   | 6  | .250 | 3  | 3   | 10 | 0   | .313 | 2  | 1  | 5-5    | 17 | 0 | 2 | .895  |
| TOTAL | .268 | 84-41 | 149 | 39 | 40 | 9  | 1  | 2  | 33  | 57 | .383 | 30 | 9   | 32 | 0   | .411 | 4  | 4  | 15-15  | 94 | 1 | 3 | .969  |

## Drew Burress

| Year  | avg  | gp-gs | ab  | r  | h  | 2b | 3b | hr | rbi | tb  | slg% | bb | hbp | so | gdp | ob%  | sf | sh | sb-att | po  | a  | e | fld%  |
|-------|------|-------|-----|----|----|----|----|----|-----|-----|------|----|-----|----|-----|------|----|----|--------|-----|----|---|-------|
| 2024  | .381 | 58-58 | 218 | 73 | 83 | 15 | 3  | 25 | 67  | 179 | .821 | 58 | 5   | 37 | 6   | .512 | 4  | 0  | 8-10   | 146 | 10 | 2 | .987  |
| 2025  | .323 | 8-8   | 31  | 6  | 10 | 3  | 0  | 3  | 13  | 22  | .710 | 7  | 0   | 7  | 0   | .436 | 1  | 0  | 2-2    | 20  | 0  | 0 | 1.000 |
| TOTAL | .373 | 66-66 | 249 | 79 | 93 | 18 | 3  | 28 | 80  | 201 | .807 | 65 | 5   | 44 | 6   | .503 | 5  | 0  | 10-12  | 166 | 10 | 2 | .989  |

## Porter Buursema

| Year | avg | gp-gs | ab | r | h | 2b | 3b | hr | rbi | tb | slg% | bb | hbp | so | gdp | ob% | sf | sh | sb-att | po | a | e | fld% |
|------|-----|-------|----|---|---|----|----|----|-----|----|------|----|-----|----|-----|-----|----|----|--------|----|---|---|------|
|------|-----|-------|----|---|---|----|----|----|-----|----|------|----|-----|----|-----|-----|----|----|--------|----|---|---|------|

| Year  | era   | w-l | app | gs | cq | sho | sv | ip  | h | r | er | bb | so | 2b | 3b | hr | bf | bavq | wp | hbp | bk | sfa | sha |
|-------|-------|-----|-----|----|----|-----|----|-----|---|---|----|----|----|----|----|----|----|------|----|-----|----|-----|-----|
| 2025  | 10.12 | 0-0 | 2   | 0  | 0  | 0/0 | 0  | 2.2 | 3 | 3 | 3  | 3  | 6  | 0  | 0  | 0  | 15 | .300 | 0  | 1   | 0  | 1   | 0   |
| TOTAL | 10.12 | 0-0 | 2   | 0  | 0  | 0/0 | 0  | 2.2 | 3 | 3 | 3  | 3  | 6  | 0  | 0  | 0  | 15 | .300 | 0  | 1   | 0  | 1   | 0   |



**GT BASEBALL CAREER STATS - AT GEORGIA TECH**
**Kayden Campbell**

| Year  | era  | w-l | app | gs | cg | sho | sv | ip  | h | r | er | bb | so | 2b | 3b | hr | bf | bavq | wp | hbp | bk | sfa | sha |
|-------|------|-----|-----|----|----|-----|----|-----|---|---|----|----|----|----|----|----|----|------|----|-----|----|-----|-----|
| 2025  | 4.50 | 1-0 | 3   | 0  | 0  | 0/0 | 0  | 2.0 | 3 | 1 | 1  | 0  | 3  | 0  | 0  | 1  | 9  | .333 | 0  | 0   | 0  | 0   | 0   |
| TOTAL | 4.50 | 1-0 | 3   | 0  | 0  | 0/0 | 0  | 2.0 | 3 | 1 | 1  | 0  | 3  | 0  | 0  | 1  | 9  | .333 | 0  | 0   | 0  | 0   | 0   |

**Connor Chicoli**

| Year  | era   | w-l | app | gs | cg | sho | sv | ip  | h | r | er | bb | so | 2b | 3b | hr | bf | bavq | wp | hbp | bk | sfa | sha |
|-------|-------|-----|-----|----|----|-----|----|-----|---|---|----|----|----|----|----|----|----|------|----|-----|----|-----|-----|
| 2025  | 13.50 | 0-0 | 1   | 1  | 0  | 0/0 | 0  | 2.0 | 5 | 3 | 3  | 0  | 0  | 2  | 0  | 1  | 11 | .556 | 0  | 0   | 0  | 1   | 1   |
| TOTAL | 13.50 | 0-0 | 1   | 1  | 0  | 0/0 | 0  | 2.0 | 5 | 3 | 3  | 0  | 0  | 2  | 0  | 1  | 11 | .556 | 0  | 0   | 0  | 1   | 1   |

**Nahanael Coupet**

| Year  | era  | w-l | app | gs | cg | sho | sv | ip | h | r | er   | bb | so | 2b | 3b | hr   | bf | bavq | wp  | hbp | bk | sfa | sha  |
|-------|------|-----|-----|----|----|-----|----|----|---|---|------|----|----|----|----|------|----|------|-----|-----|----|-----|------|
| 2025  | .000 | 1-0 | 1   | 0  | 0  | 0   | 0  | 0  | 0 | 0 | .000 | 0  | 0  | 1  | 0  | .000 | 0  | 0    | 0-0 | 0   | 0  | 0   | .000 |
| TOTAL | .000 | 1-0 | 1   | 0  | 0  | 0   | 0  | 0  | 0 | 0 | .000 | 0  | 0  | 1  | 0  | .000 | 0  | 0    | 0-0 | 0   | 0  | 0   | .000 |

**Caleb Daniel**

| Year  | era  | w-l | app | gs | cg | sho | sv | ip | h | r | er   | bb | so | 2b | 3b | hr   | bf | bavq | wp  | hbp | bk | sfa | sha   |
|-------|------|-----|-----|----|----|-----|----|----|---|---|------|----|----|----|----|------|----|------|-----|-----|----|-----|-------|
| 2025  | .250 | 4-4 | 16  | 2  | 4  | 2   | 0  | 0  | 0 | 6 | .375 | 1  | 1  | 0  | 0  | .333 | 0  | 0    | 0-0 | 5   | 5  | 0   | 1.000 |
| TOTAL | .250 | 4-4 | 16  | 2  | 4  | 2   | 0  | 0  | 0 | 6 | .375 | 1  | 1  | 0  | 0  | .333 | 0  | 0    | 0-0 | 5   | 5  | 0   | 1.000 |

**Brett Denby**

| Year  | era  | w-l | app | gs | cg | sho | sv | ip | h | r | er   | bb | so | 2b | 3b | hr   | bf | bavq | wp  | hbp | bk | sfa | sha   |
|-------|------|-----|-----|----|----|-----|----|----|---|---|------|----|----|----|----|------|----|------|-----|-----|----|-----|-------|
| 2024  | .000 | 4-0 | 0   | 0  | 0  | 0   | 0  | 0  | 0 | 0 | .000 | 0  | 0  | 0  | 0  | .000 | 0  | 0    | 0-0 | 0   | 1  | 0   | 1.000 |
| TOTAL | .000 | 4-0 | 0   | 0  | 0  | 0   | 0  | 0  | 0 | 0 | .000 | 0  | 0  | 0  | 0  | .000 | 0  | 0    | 0-0 | 0   | 1  | 0   | 1.000 |

| Year  | era   | w-l | app | gs | cg | sho | sv | ip  | h | r | er | bb | so | 2b | 3b | hr | bf | bavq  | wp | hbp | bk | sfa | sha |
|-------|-------|-----|-----|----|----|-----|----|-----|---|---|----|----|----|----|----|----|----|-------|----|-----|----|-----|-----|
| 2024  | 99.00 | 0-0 | 1   | 0  | 0  | 0/0 | 0  | 0.0 | 2 | 2 | 2  | 2  | 0  | 0  | 0  | 0  | 4  | 1.000 | 1  | 0   | 0  | 0   | 0   |
| TOTAL | 99.00 | 0-0 | 1   | 0  | 0  | 0/0 | 0  | 0.0 | 2 | 2 | 2  | 2  | 0  | 0  | 0  | 0  | 4  | 1.000 | 1  | 0   | 0  | 0   | 0   |

**Joshua Evans**

| Year  | era  | w-l | app | gs | cg | sho | sv | ip | h | r | er   | bb | so | 2b | 3b | hr   | bf | bavq | wp  | hbp | bk | sfa | sha  |
|-------|------|-----|-----|----|----|-----|----|----|---|---|------|----|----|----|----|------|----|------|-----|-----|----|-----|------|
| 2025  | .000 | 2-0 | 0   | 0  | 0  | 0   | 0  | 0  | 0 | 0 | .000 | 0  | 0  | 0  | 0  | .000 | 0  | 0    | 0-0 | 0   | 0  | 0   | .000 |
| TOTAL | .000 | 2-0 | 0   | 0  | 0  | 0   | 0  | 0  | 0 | 0 | .000 | 0  | 0  | 0  | 0  | .000 | 0  | 0    | 0-0 | 0   | 0  | 0   | .000 |

| Year  | era  | w-l | app | gs | cg | sho | sv | ip  | h | r | er | bb | so | 2b | 3b | hr | bf | bavq | wp | hbp | bk | sfa | sha |
|-------|------|-----|-----|----|----|-----|----|-----|---|---|----|----|----|----|----|----|----|------|----|-----|----|-----|-----|
| 2025  | 0.00 | 0-0 | 1   | 0  | 0  | 0/0 | 0  | 0.1 | 0 | 0 | 0  | 1  | 0  | 0  | 0  | 0  | 3  | .000 | 0  | 1   | 0  | 0   | 0   |
| TOTAL | 0.00 | 0-0 | 1   | 0  | 0  | 0/0 | 0  | 0.1 | 0 | 0 | 0  | 1  | 0  | 0  | 0  | 0  | 3  | .000 | 0  | 1   | 0  | 0   | 0   |

**GT BASEBALL CAREER STATS - AT GEORGIA TECH**
**Caden Gaudette**

| Year  | avg  | gp-gs | ab | r | h | 2b | 3b | hr | rbi | tb | slg% | bb | hbp | so | gdp | ob%  | sf | sh | sb-att | po | a | e | fld%  |
|-------|------|-------|----|---|---|----|----|----|-----|----|------|----|-----|----|-----|------|----|----|--------|----|---|---|-------|
| 2024  | .000 | 0-0   | 0  | 0 | 0 | 0  | 0  | 0  | 0   | 0  | .000 | 0  | 0   | 0  | 0   | .000 | 0  | 0  | 0-0    | 1  | 1 | 0 | 1.000 |
| 2025  | .000 | 0-0   | 0  | 0 | 0 | 0  | 0  | 0  | 0   | 0  | .000 | 0  | 0   | 0  | 0   | .000 | 0  | 0  | 0-0    | 0  | 1 | 0 | 1.000 |
| TOTAL | .000 | 0-0   | 0  | 0 | 0 | 0  | 0  | 0  | 0   | 0  | .000 | 0  | 0   | 0  | 0   | .000 | 0  | 0  | 0-0    | 1  | 2 | 0 | 1.000 |

| Year  | era  | w-l | app | gs | cq | sho | sv | ip   | h  | r | er | bb | so | 2b | 3b | hr | bf | bavg | wp | hbp | bk | sfa | sha |
|-------|------|-----|-----|----|----|-----|----|------|----|---|----|----|----|----|----|----|----|------|----|-----|----|-----|-----|
| 2024  | 5.00 | 0-0 | 9   | 0  | 0  | 0/0 | 0  | 9.0  | 9  | 5 | 5  | 4  | 6  | 3  | 0  | 2  | 39 | .273 | 1  | 1   | 0  | 0   | 1   |
| 2025  | 5.79 | 0-0 | 4   | 0  | 0  | 0/0 | 0  | 4.2  | 7  | 3 | 3  | 1  | 9  | 1  | 0  | 1  | 22 | .350 | 0  | 0   | 0  | 1   | 0   |
| TOTAL | 5.27 | 0-0 | 13  | 0  | 0  | 0/0 | 0  | 13.2 | 16 | 8 | 8  | 5  | 15 | 4  | 0  | 3  | 61 | .302 | 1  | 1   | 0  | 1   | 1   |

**John Giesler**

| Year  | avg  | gp-gs  | ab  | r  | h   | 2b | 3b | hr | rbi | tb  | slg% | bb | hbp | so | gdp | ob%  | sf | sh | sb-att | po  | a  | e | fld%  |
|-------|------|--------|-----|----|-----|----|----|----|-----|-----|------|----|-----|----|-----|------|----|----|--------|-----|----|---|-------|
| 2020  | .250 | 3-0    | 4   | 0  | 1   | 0  | 0  | 0  | 0   | 1   | .250 | 0  | 0   | 2  | 0   | .250 | 0  | 0  | 0-0    | 0   | 2  | 0 | 1.000 |
| 2022  | .323 | 22-6   | 31  | 6  | 10  | 1  | 0  | 1  | 8   | 14  | .452 | 5  | 3   | 11 | 1   | .450 | 1  | 0  | 0-0    | 20  | 0  | 0 | 1.000 |
| 2023  | .333 | 47-41  | 156 | 34 | 52  | 13 | 2  | 8  | 37  | 93  | .596 | 23 | 4   | 28 | 3   | .422 | 4  | 0  | 3-3    | 234 | 24 | 6 | .977  |
| 2024  | .282 | 41-41  | 156 | 34 | 44  | 17 | 1  | 10 | 43  | 93  | .596 | 20 | 5   | 37 | 8   | .379 | 1  | 0  | 0-0    | 161 | 36 | 2 | .990  |
| TOTAL | .308 | 113-88 | 347 | 74 | 107 | 31 | 3  | 19 | 88  | 201 | .579 | 48 | 12  | 78 | 12  | .404 | 6  | 0  | 3-3    | 415 | 62 | 8 | .984  |

**Alex Hernandez**

| Year  | avg  | gp-gs | ab | r | h | 2b | 3b | hr | rbi | tb | slg% | bb | hbp | so | gdp | ob%  | sf | sh | sb-att | po | a | e | fld%  |
|-------|------|-------|----|---|---|----|----|----|-----|----|------|----|-----|----|-----|------|----|----|--------|----|---|---|-------|
| 2025  | .267 | 8-8   | 30 | 7 | 8 | 2  | 0  | 2  | 9   | 16 | .533 | 3  | 1   | 4  | 1   | .343 | 1  | 0  | 0-0    | 9  | 1 | 0 | 1.000 |
| TOTAL | .267 | 8-8   | 30 | 7 | 8 | 2  | 0  | 2  | 9   | 16 | .533 | 3  | 1   | 4  | 1   | .343 | 1  | 0  | 0-0    | 9  | 1 | 0 | 1.000 |

| Year  | era   | w-l | app | gs | cq | sho | sv | ip  | h | r | er | bb | so | 2b | 3b | hr | bf | bavg | wp | hbp | bk | sfa | sha |
|-------|-------|-----|-----|----|----|-----|----|-----|---|---|----|----|----|----|----|----|----|------|----|-----|----|-----|-----|
| 2025  | 13.50 | 0-1 | 2   | 0  | 0  | 0/0 | 1  | 2.0 | 2 | 3 | 3  | 2  | 2  | 0  | 0  | 1  | 10 | .250 | 0  | 0   | 0  | 0   | 0   |
| TOTAL | 13.50 | 0-1 | 2   | 0  | 0  | 0/0 | 1  | 2.0 | 2 | 3 | 3  | 2  | 2  | 0  | 0  | 1  | 10 | .250 | 0  | 0   | 0  | 0   | 0   |

**Ryan Johnson**

| Year | avg | gp-gs | ab | r | h | 2b | 3b | hr | rbi | tb | slg% | bb | hbp | so | gdp | ob% | sf | sh | sb-att | po | a | e | fld% |
|------|-----|-------|----|---|---|----|----|----|-----|----|------|----|-----|----|-----|-----|----|----|--------|----|---|---|------|
|------|-----|-------|----|---|---|----|----|----|-----|----|------|----|-----|----|-----|-----|----|----|--------|----|---|---|------|

| Year  | era  | w-l | app | gs | cq | sho | sv | ip  | h | r | er | bb | so | 2b | 3b | hr | bf | bavg | wp | hbp | bk | sfa | sha |
|-------|------|-----|-----|----|----|-----|----|-----|---|---|----|----|----|----|----|----|----|------|----|-----|----|-----|-----|
| 2025  | 0.00 | 0-0 | 1   | 0  | 0  | 0/0 | 0  | 0.2 | 0 | 0 | 0  | 0  | 2  | 0  | 0  | 0  | 2  | .000 | 0  | 0   | 0  | 0   | 0   |
| TOTAL | 0.00 | 0-0 | 1   | 0  | 0  | 0/0 | 0  | 0.2 | 0 | 0 | 0  | 0  | 2  | 0  | 0  | 0  | 2  | .000 | 0  | 0   | 0  | 0   | 0   |

**Brady Jones**

| Year  | avg  | gp-gs | ab | r | h | 2b | 3b | hr | rbi | tb | slg% | bb | hbp | so | gdp | ob%  | sf | sh | sb-att | po | a | e | fld%  |
|-------|------|-------|----|---|---|----|----|----|-----|----|------|----|-----|----|-----|------|----|----|--------|----|---|---|-------|
| 2025  | .000 | 0-0   | 0  | 0 | 0 | 0  | 0  | 0  | 0   | 0  | .000 | 0  | 0   | 0  | 0   | .000 | 0  | 0  | 0-0    | 0  | 1 | 0 | 1.000 |
| TOTAL | .000 | 0-0   | 0  | 0 | 0 | 0  | 0  | 0  | 0   | 0  | .000 | 0  | 0   | 0  | 0   | .000 | 0  | 0  | 0-0    | 0  | 1 | 0 | 1.000 |

| Year  | era  | w-l | app | gs | cq | sho | sv | ip  | h | r | er | bb | so | 2b | 3b | hr | bf | bavg | wp | hbp | bk | sfa | sha |
|-------|------|-----|-----|----|----|-----|----|-----|---|---|----|----|----|----|----|----|----|------|----|-----|----|-----|-----|
| 2025  | 7.20 | 0-0 | 2   | 2  | 0  | 0/0 | 0  | 5.0 | 2 | 4 | 4  | 5  | 7  | 0  | 0  | 1  | 23 | .118 | 0  | 1   | 0  | 0   | 0   |
| TOTAL | 7.20 | 0-0 | 2   | 2  | 0  | 0/0 | 0  | 5.0 | 2 | 4 | 4  | 5  | 7  | 0  | 0  | 1  | 23 | .118 | 0  | 1   | 0  | 0   | 0   |

**GT BASEBALL CAREER STATS - AT GEORGIA TECH**

## Carson Kerce

| Year  | avg  | gp-gs | ab  | r  | h  | 2b | 3b | hr | rbi | tb | slg% | bb | hbp | so | gdp | ob%  | sf | sh | sb-att | po | a  | e | fld%  |
|-------|------|-------|-----|----|----|----|----|----|-----|----|------|----|-----|----|-----|------|----|----|--------|----|----|---|-------|
| 2024  | .282 | 50-35 | 131 | 27 | 37 | 5  | 0  | 2  | 25  | 48 | .366 | 21 | 4   | 36 | 4   | .392 | 2  | 6  | 2-2    | 27 | 74 | 5 | .953  |
| 2025  | .292 | 8-8   | 24  | 4  | 7  | 4  | 0  | 0  | 1   | 11 | .458 | 2  | 0   | 5  | 1   | .346 | 0  | 1  | 1-2    | 10 | 14 | 0 | 1.000 |
| TOTAL | .284 | 58-43 | 155 | 31 | 44 | 9  | 0  | 2  | 26  | 59 | .381 | 23 | 4   | 41 | 5   | .386 | 2  | 7  | 3-4    | 37 | 88 | 5 | .962  |

## Vahn Lackey

| Year  | avg  | gp-gs | ab  | r  | h  | 2b | 3b | hr | rbi | tb | slg% | bb | hbp | so | gdp | ob%  | sf | sh | sb-att | po  | a  | e | fld% |
|-------|------|-------|-----|----|----|----|----|----|-----|----|------|----|-----|----|-----|------|----|----|--------|-----|----|---|------|
| 2024  | .214 | 36-26 | 84  | 14 | 18 | 2  | 0  | 4  | 15  | 32 | .381 | 12 | 3   | 18 | 4   | .330 | 1  | 3  | 1-1    | 237 | 18 | 3 | .988 |
| 2025  | .296 | 8-8   | 27  | 4  | 8  | 2  | 0  | 1  | 6   | 13 | .481 | 1  | 3   | 6  | 1   | .364 | 2  | 1  | 2-2    | 56  | 10 | 1 | .985 |
| TOTAL | .234 | 44-34 | 111 | 18 | 26 | 4  | 0  | 5  | 21  | 45 | .405 | 13 | 6   | 24 | 5   | .338 | 3  | 4  | 3-3    | 293 | 28 | 4 | .988 |

## Jake Lankie

| Year  | avg   | gp-gs | ab | r | h | 2b  | 3b | hr  | rbi | tb | slg% | bb | hbp | so | gdp | ob% | sf | sh   | sb-att | po | a | e | fld% |
|-------|-------|-------|----|---|---|-----|----|-----|-----|----|------|----|-----|----|-----|-----|----|------|--------|----|---|---|------|
| 2025  | 81.00 | 0-0   | 1  | 0 | 0 | 0/0 | 0  | 0.1 | 4   | 3  | 3    | 0  | 0   | 2  | 0   | 0   | 5  | .800 | 0      | 0  | 0 | 0 | 0    |
| TOTAL | 81.00 | 0-0   | 1  | 0 | 0 | 0/0 | 0  | 0.1 | 4   | 3  | 3    | 0  | 0   | 2  | 0   | 0   | 5  | .800 | 0      | 0  | 0 | 0 | 0    |

## Kyle Lodise

| Year  | avg  | gp-gs | ab | r | h  | 2b | 3b | hr | rbi | tb | slg% | bb | hbp | so | gdp | ob%  | sf | sh | sb-att | po | a  | e | fld% |
|-------|------|-------|----|---|----|----|----|----|-----|----|------|----|-----|----|-----|------|----|----|--------|----|----|---|------|
| 2025  | .370 | 8-8   | 27 | 9 | 10 | 4  | 0  | 1  | 2   | 17 | .630 | 10 | 2   | 7  | 0   | .564 | 0  | 0  | 2-2    | 7  | 20 | 1 | .964 |
| TOTAL | .370 | 8-8   | 27 | 9 | 10 | 4  | 0  | 1  | 2   | 17 | .630 | 10 | 2   | 7  | 0   | .564 | 0  | 0  | 2-2    | 7  | 20 | 1 | .964 |

## Tate McKee

| Year  | avg  | gp-gs | ab | r | h | 2b | 3b | hr | rbi | tb | slg% | bb | hbp | so | gdp | ob%  | sf | sh | sb-att | po | a | e | fld%  |
|-------|------|-------|----|---|---|----|----|----|-----|----|------|----|-----|----|-----|------|----|----|--------|----|---|---|-------|
| 2024  | .000 | 0-0   | 0  | 0 | 0 | 0  | 0  | 0  | 0   | 0  | .000 | 0  | 0   | 0  | 0   | .000 | 0  | 0  | 0-0    | 2  | 6 | 0 | 1.000 |
| 2025  | .000 | 0-0   | 0  | 0 | 0 | 0  | 0  | 0  | 0   | 0  | .000 | 0  | 0   | 0  | 0   | .000 | 0  | 0  | 0-0    | 0  | 1 | 0 | 1.000 |
| TOTAL | .000 | 0-0   | 0  | 0 | 0 | 0  | 0  | 0  | 0   | 0  | .000 | 0  | 0   | 0  | 0   | .000 | 0  | 0  | 0-0    | 2  | 7 | 0 | 1.000 |

| Year  | era  | w-l | app | gs | cq | sho | sv | ip   | h  | r  | er | bb | so | 2b | 3b | hr | bf  | bavg | wp | hbp | bk | sfa | sha |
|-------|------|-----|-----|----|----|-----|----|------|----|----|----|----|----|----|----|----|-----|------|----|-----|----|-----|-----|
| 2024  | 7.28 | 4-5 | 18  | 8  | 0  | 0/1 | 1  | 47.0 | 47 | 39 | 38 | 28 | 61 | 12 | 2  | 9  | 219 | .257 | 3  | 4   | 1  | 2   | 2   |
| 2025  | 0.90 | 1-0 | 2   | 2  | 0  | 0/0 | 0  | 10.0 | 5  | 2  | 1  | 4  | 9  | 1  | 1  | 0  | 38  | .152 | 0  | 1   | 0  | 0   | 0   |
| TOTAL | 6.16 | 5-5 | 20  | 10 | 0  | 0/1 | 1  | 57.0 | 52 | 41 | 39 | 32 | 70 | 13 | 3  | 9  | 257 | .241 | 3  | 5   | 1  | 2   | 2   |

## Cooper McMullen

| Year  | avg  | gp-gs | ab | r | h | 2b | 3b | hr | rbi | tb | slg% | bb | hbp | so | gdp | ob%  | sf | sh | sb-att | po | a | e | fld%  |
|-------|------|-------|----|---|---|----|----|----|-----|----|------|----|-----|----|-----|------|----|----|--------|----|---|---|-------|
| 2025  | .000 | 0-0   | 0  | 0 | 0 | 0  | 0  | 0  | 0   | 0  | .000 | 0  | 0   | 0  | 0   | .000 | 0  | 0  | 0-0    | 0  | 1 | 0 | 1.000 |
| TOTAL | .000 | 0-0   | 0  | 0 | 0 | 0  | 0  | 0  | 0   | 0  | .000 | 0  | 0   | 0  | 0   | .000 | 0  | 0  | 0-0    | 0  | 1 | 0 | 1.000 |

| Year  | era  | w-l | app | gs | cq | sho | sv | ip  | h | r | er | bb | so | 2b | 3b | hr | bf | bavg | wp | hbp | bk | sfa | sha |
|-------|------|-----|-----|----|----|-----|----|-----|---|---|----|----|----|----|----|----|----|------|----|-----|----|-----|-----|
| 2025  | 0.00 | 0-0 | 2   | 0  | 0  | 0/0 | 0  | 3.0 | 1 | 0 | 0  | 2  | 2  | 0  | 0  | 0  | 12 | .111 | 0  | 0   | 0  | 0   | 1   |
| TOTAL | 0.00 | 0-0 | 2   | 0  | 0  | 0/0 | 0  | 3.0 | 1 | 0 | 0  | 2  | 2  | 0  | 0  | 0  | 12 | .111 | 0  | 0   | 0  | 0   | 1   |

**GT BASEBALL CAREER STATS - AT GEORGIA TECH**
**Thorpe Musci**

| Year  | avg  | gp-gs | ab | r | h | 2b  | 3b | hr  | rbi | tb | slg% | bb | hbp | so | gdp | ob% | sf | sh   | sb-att | po | a | e | fld% |
|-------|------|-------|----|---|---|-----|----|-----|-----|----|------|----|-----|----|-----|-----|----|------|--------|----|---|---|------|
| 2025  | .270 | 0-0   | 1  | 0 | 0 | 0/0 | 0  | 0.2 | 1   | 2  | .200 | 1  | 1   | 0  | 0   | 1   | 4  | .333 | 1      | 0  | 0 | 0 | 0    |
| TOTAL | .270 | 0-0   | 1  | 0 | 0 | 0/0 | 0  | 0.2 | 1   | 2  | .200 | 1  | 1   | 0  | 0   | 1   | 4  | .333 | 1      | 0  | 0 | 0 | 0    |

**Tyler Neises**

| Year  | avg  | gp-gs | ab | r | h | 2b | 3b | hr | rbi | tb | slg% | bb | hbp | so | gdp | ob%  | sf | sh | sb-att | po | a | e | fld%  |
|-------|------|-------|----|---|---|----|----|----|-----|----|------|----|-----|----|-----|------|----|----|--------|----|---|---|-------|
| 2024  | .143 | 10-0  | 7  | 0 | 1 | 0  | 0  | 0  | 1   | 1  | .143 | 1  | 0   | 4  | 0   | .250 | 0  | 0  | 0-0    | 3  | 1 | 0 | 1.000 |
| 2025  | .222 | 6-2   | 9  | 1 | 2 | 0  | 0  | 0  | 3   | 2  | .222 | 3  | 1   | 1  | 0   | .429 | 1  | 0  | 0-0    | 4  | 0 | 1 | .800  |
| TOTAL | .188 | 16-2  | 16 | 1 | 3 | 0  | 0  | 0  | 4   | 3  | .188 | 4  | 1   | 5  | 0   | .364 | 1  | 0  | 0-0    | 7  | 1 | 1 | .889  |

**Jaylen Paden**

| Year  | avg  | gp-gs | ab | r | h | 2b | 3b | hr | rbi | tb | slg% | bb | hbp | so | gdp | ob%  | sf | sh | sb-att | po | a | e | fld%  |
|-------|------|-------|----|---|---|----|----|----|-----|----|------|----|-----|----|-----|------|----|----|--------|----|---|---|-------|
| 2025  | .000 | 0-0   | 0  | 0 | 0 | 0  | 0  | 0  | 0   | 0  | .000 | 0  | 0   | 0  | 0   | .000 | 0  | 0  | 0-0    | 1  | 0 | 0 | 1.000 |
| TOTAL | .000 | 0-0   | 0  | 0 | 0 | 0  | 0  | 0  | 0   | 0  | .000 | 0  | 0   | 0  | 0   | .000 | 0  | 0  | 0-0    | 1  | 0 | 0 | 1.000 |

| Year  | era  | w-l | app | gs | cq | sho | sv | ip  | h | r | er | bb | so | 2b | 3b | hr | bf | bavq | wp | hbp | bk | sfa | sha |
|-------|------|-----|-----|----|----|-----|----|-----|---|---|----|----|----|----|----|----|----|------|----|-----|----|-----|-----|
| 2025  | 0.00 | 1-0 | 2   | 0  | 0  | 0/0 | 1  | 3.0 | 1 | 0 | 0  | 1  | 7  | 0  | 0  | 0  | 11 | .100 | 0  | 0   | 0  | 0   | 0   |
| TOTAL | 0.00 | 1-0 | 2   | 0  | 0  | 0/0 | 1  | 3.0 | 1 | 0 | 0  | 1  | 7  | 0  | 0  | 0  | 11 | .100 | 0  | 0   | 0  | 0   | 0   |

**Mason Patel**

| Year  | avg  | gp-gs | ab | r | h | 2b | 3b | hr | rbi | tb | slg% | bb | hbp | so | gdp | ob%  | sf | sh | sb-att | po | a | e | fld%  |
|-------|------|-------|----|---|---|----|----|----|-----|----|------|----|-----|----|-----|------|----|----|--------|----|---|---|-------|
| 2024  | .000 | 0-0   | 0  | 0 | 0 | 0  | 0  | 0  | 0   | 0  | .000 | 0  | 0   | 0  | 0   | .000 | 0  | 0  | 0-0    | 3  | 4 | 0 | 1.000 |
| TOTAL | .000 | 0-0   | 0  | 0 | 0 | 0  | 0  | 0  | 0   | 0  | .000 | 0  | 0   | 0  | 0   | .000 | 0  | 0  | 0-0    | 3  | 4 | 0 | 1.000 |

| Year  | era  | w-l | app | gs | cq | sho | sv | ip   | h  | r  | er | bb | so | 2b | 3b | hr | bf  | bavq | wp | hbp | bk | sfa | sha |
|-------|------|-----|-----|----|----|-----|----|------|----|----|----|----|----|----|----|----|-----|------|----|-----|----|-----|-----|
| 2024  | 8.25 | 2-3 | 14  | 5  | 0  | 0/0 | 0  | 36.0 | 54 | 33 | 33 | 16 | 32 | 9  | 0  | 6  | 175 | .362 | 2  | 4   | 0  | 5   | 1   |
| 2025  | 0.00 | 2-0 | 2   | 0  | 0  | 0/0 | 0  | 8.1  | 2  | 0  | 0  | 1  | 11 | 0  | 0  | 0  | 29  | .074 | 0  | 1   | 0  | 0   | 0   |
| TOTAL | 6.70 | 4-3 | 16  | 5  | 0  | 0/0 | 0  | 44.1 | 56 | 33 | 33 | 17 | 43 | 9  | 0  | 6  | 204 | .318 | 2  | 5   | 0  | 5   | 1   |

**Drew Rogers**

| Year  | avg  | gp-gs | ab | r | h | 2b | 3b | hr | rbi | tb | slg% | bb | hbp | so | gdp | ob%  | sf | sh | sb-att | po | a | e | fld%  |
|-------|------|-------|----|---|---|----|----|----|-----|----|------|----|-----|----|-----|------|----|----|--------|----|---|---|-------|
| 2025  | .200 | 3-3   | 10 | 1 | 2 | 0  | 0  | 1  | 4   | 5  | .500 | 0  | 0   | 6  | 0   | .200 | 0  | 1  | 0-0    | 31 | 5 | 0 | 1.000 |
| TOTAL | .200 | 3-3   | 10 | 1 | 2 | 0  | 0  | 1  | 4   | 5  | .500 | 0  | 0   | 6  | 0   | .200 | 0  | 1  | 0-0    | 31 | 5 | 0 | 1.000 |

**Cole Royer**

| Year  | avg  | gp-gs | ab | r | h | 2b  | 3b | hr  | rbi | tb | slg% | bb | hbp | so | gdp | ob% | sf | sh   | sb-att | po | a | e | fld% |
|-------|------|-------|----|---|---|-----|----|-----|-----|----|------|----|-----|----|-----|-----|----|------|--------|----|---|---|------|
| 2025  | 0.00 | 1-0   | 2  | 0 | 0 | 0/0 | 0  | 2.0 | 1   | 0  | 0    | 0  | 2   | 0  | 0   | 0   | 7  | .167 | 0      | 1  | 0 | 0 | 0    |
| TOTAL | 0.00 | 1-0   | 2  | 0 | 0 | 0/0 | 0  | 2.0 | 1   | 0  | 0    | 0  | 2   | 0  | 0   | 0   | 7  | .167 | 0      | 1  | 0 | 0 | 0    |



**GT BASEBALL CAREER STATS - AT GEORGIA TECH**
**Kent Schmidt**

| Year  | avg  | gp-gs | ab | r  | h  | 2b | 3b | hr | rbi | tb | slg% | bb | hbp | so | gdp | ob%  | sf | sh | sb-att | po | a | e | fld%  |
|-------|------|-------|----|----|----|----|----|----|-----|----|------|----|-----|----|-----|------|----|----|--------|----|---|---|-------|
| 2025  | .400 | 8-8   | 30 | 10 | 12 | 4  | 0  | 1  | 5   | 19 | .633 | 5  | 2   | 3  | 0   | .514 | 0  | 0  | 2-2    | 47 | 0 | 0 | 1.000 |
| TOTAL | .400 | 8-8   | 30 | 10 | 12 | 4  | 0  | 1  | 5   | 19 | .633 | 5  | 2   | 3  | 0   | .514 | 0  | 0  | 2-2    | 49 | 3 | 1 | .981  |

**Connor Shouse**

| Year  | avg  | gp-gs | ab | r | h | 2b | 3b | hr | rbi | tb | slg% | bb | hbp | so | gdp | ob%   | sf | sh | sb-att | po | a | e | fld% |
|-------|------|-------|----|---|---|----|----|----|-----|----|------|----|-----|----|-----|-------|----|----|--------|----|---|---|------|
| 2025  | .000 | 2-0   | 0  | 1 | 0 | 0  | 0  | 0  | 0   | 0  | .000 | 0  | 1   | 0  | 0   | 1.000 | 0  | 0  | 1-1    | 0  | 0 | 0 | .000 |
| TOTAL | .000 | 2-0   | 0  | 1 | 0 | 0  | 0  | 0  | 0   | 0  | .000 | 0  | 1   | 0  | 0   | 1.000 | 0  | 0  | 1-1    | 0  | 0 | 0 | .000 |

**Caden Spivey**

| Year  | avg  | gp-gs | ab | r | h | 2b | 3b | hr | rbi | tb | slg% | bb | hbp | so | gdp | ob%  | sf | sh | sb-att | po | a | e | fld%  |
|-------|------|-------|----|---|---|----|----|----|-----|----|------|----|-----|----|-----|------|----|----|--------|----|---|---|-------|
| 2025  | .000 | 0-0   | 0  | 0 | 0 | 0  | 0  | 0  | 0   | 0  | .000 | 0  | 0   | 0  | 0   | .000 | 0  | 0  | 0-0    | 0  | 1 | 0 | 1.000 |
| TOTAL | .000 | 0-0   | 0  | 0 | 0 | 0  | 0  | 0  | 0   | 0  | .000 | 0  | 0   | 0  | 0   | .000 | 0  | 0  | 0-0    | 0  | 1 | 0 | 1.000 |

| Year  | era  | w-l | app | gs | cg | sho | sv | ip  | h | r | er | bb | so | 2b | 3b | hr | bf | bavq | wp | hbp | bk | sfa | sha |
|-------|------|-----|-----|----|----|-----|----|-----|---|---|----|----|----|----|----|----|----|------|----|-----|----|-----|-----|
| 2025  | 3.00 | 0-0 | 2   | 1  | 0  | 0/0 | 0  | 6.0 | 3 | 2 | 2  | 3  | 8  | 0  | 0  | 0  | 25 | .150 | 0  | 1   | 0  | 1   | 0   |
| TOTAL | 3.00 | 0-0 | 2   | 1  | 0  | 0/0 | 0  | 6.0 | 3 | 2 | 2  | 3  | 8  | 0  | 0  | 0  | 25 | .150 | 0  | 1   | 0  | 1   | 0   |

**Riley Stanford**

| Year  | avg  | gp-gs | ab | r | h | 2b | 3b | hr | rbi | tb | slg% | bb | hbp | so | gdp | ob%  | sf | sh | sb-att | po | a | e | fld%  |
|-------|------|-------|----|---|---|----|----|----|-----|----|------|----|-----|----|-----|------|----|----|--------|----|---|---|-------|
| 2023  | .200 | 2-0   | 5  | 1 | 1 | 0  | 0  | 0  | 0   | 1  | .200 | 0  | 0   | 4  | 0   | .200 | 0  | 0  | 0-0    | 0  | 0 | 0 | .000  |
| 2024  | .000 | 2-0   | 2  | 0 | 0 | 0  | 0  | 0  | 0   | 0  | .000 | 0  | 0   | 1  | 0   | .000 | 0  | 0  | 0-0    | 0  | 1 | 0 | 1.000 |
| 2025  | .000 | 0-0   | 0  | 0 | 0 | 0  | 0  | 0  | 0   | 0  | .000 | 0  | 0   | 0  | 0   | .000 | 0  | 0  | 0-0    | 1  | 3 | 0 | 1.000 |
| TOTAL | .143 | 4-0   | 7  | 1 | 1 | 0  | 0  | 0  | 0   | 1  | .143 | 0  | 0   | 5  | 0   | .143 | 0  | 0  | 0-0    | 1  | 4 | 0 | 1.000 |

| Year  | era  | w-l | app | gs | cg | sho | sv | ip   | h  | r  | er | bb | so | 2b | 3b | hr | bf  | bavq | wp | hbp | bk | sfa | sha |
|-------|------|-----|-----|----|----|-----|----|------|----|----|----|----|----|----|----|----|-----|------|----|-----|----|-----|-----|
| 2024  | 5.94 | 2-1 | 19  | 0  | 0  | 0/1 | 1  | 16.2 | 22 | 15 | 11 | 12 | 18 | 3  | 0  | 3  | 88  | .319 | 1  | 5   | 0  | 0   | 2   |
| 2025  | 2.25 | 0-0 | 2   | 2  | 0  | 0/0 | 0  | 8.0  | 7  | 4  | 2  | 3  | 8  | 1  | 0  | 1  | 38  | .250 | 0  | 6   | 0  | 0   | 1   |
| TOTAL | 4.74 | 2-1 | 21  | 2  | 0  | 0/1 | 1  | 24.2 | 29 | 19 | 13 | 15 | 26 | 4  | 0  | 4  | 126 | .299 | 1  | 11  | 0  | 0   | 3   |

**Sam Swygert**

| Year  | avg  | gp-gs | ab | r | h | 2b  | 3b | hr  | rbi | tb | slg% | bb | hbp | so | gdp | ob% | sf | sh   | sb-att | po | a | e | fld% |
|-------|------|-------|----|---|---|-----|----|-----|-----|----|------|----|-----|----|-----|-----|----|------|--------|----|---|---|------|
| 2025  | 1.59 | 0-0   | 3  | 0 | 0 | 0/0 | 0  | 5.2 | 4   | 1  | 1    | 2  | 5   | 2  | 0   | 0   | 25 | .190 | 0      | 1  | 0 | 1 | 0    |
| TOTAL | 1.59 | 0-0   | 3  | 0 | 0 | 0/0 | 0  | 5.2 | 4   | 1  | 1    | 2  | 5   | 2  | 0   | 0   | 25 | .190 | 0      | 1  | 0 | 1 | 0    |

**Nathan Waugh**

| Year  | avg  | gp-gs | ab | r | h | 2b | 3b | hr | rbi | tb | slg% | bb | hbp | so | gdp | ob%  | sf | sh | sb-att | po | a | e | fld% |
|-------|------|-------|----|---|---|----|----|----|-----|----|------|----|-----|----|-----|------|----|----|--------|----|---|---|------|
| 2025  | .250 | 7-6   | 20 | 7 | 5 | 1  | 0  | 1  | 5   | 9  | .450 | 5  | 0   | 5  | 1   | .400 | 0  | 0  | 0-1    | 0  | 0 | 0 | .000 |
| TOTAL | .250 | 7-6   | 20 | 7 | 5 | 1  | 0  | 1  | 5   | 9  | .450 | 5  | 0   | 5  | 1   | .400 | 0  | 0  | 0-1    | 0  | 0 | 0 | .000 |

# TV/RADIO ROSTER




**#1**  
**PARKER BROSIUS**  
 OF • R/L • 6-2 • 193 • Jr.  
 Suwanee, Ga. (Lambert HS)



**#2**  
**KYLE LODISE**  
 INF • R/R • 5-11 • 180 • Jr.  
 Brunswick, Ga. (Augusta)



**#3**  
**CARSON KERCE**  
 INF • R/R • 6-1 • 200 • Soph.  
 Marietta, Ga. (Pope HS)



**#4**  
**ALEX HERNANDEZ**  
 RHP/INF • R/R • 6-2 • 188 • Fr.  
 Cumming, Ga. (Forsyth Central)




**#5**  
**COOPER MCMULLEN**  
 RHP • R/R • 6-3 • 186 • Fr.  
 Bonaire, Ga. (Tattnall Square Academy)



**#6**  
**CALEB DANIEL**  
 UTL • L/R • 5-11 • 183 • Fr.  
 Cartersville, Ga. (Cartersville HS)



**#7**  
**WILL BAKER**  
 INF • L/R • 6-0 • 188 • Fr.  
 Upper Coomera, Queensland, Australia



**#8**  
**DREW BURRESS**  
 OF • R/R • 5-9 • 182 • Soph.  
 Houston County, Ga. (Houston Co. HS)



**#9**  
**CONNOR SHOUSE**  
 RHP/INF • R/R • 6-1 • 175 • Fr.  
 Perry, Ga. (Pickens Co. HS)



**#10**  
**KENT SCHMIDT**  
 INF • L/R • 6-0 • 221 • Soph.  
 Marietta, Ga. (Georgia Southern)



**#12**  
**SAM SWYBERT**  
 RHP • R/R • 6-1 • 215 • 5th  
 Springfield, SC (The Citadel)




**#14**  
**CAYDEN SHEFFIELD**  
 OF • R/R • 6-1 • 184 • Fr.  
 Dallas, Ga. (North Paulding HS)




**#15**  
**RILEY STANFORD**  
 RHP • R/R • 6-4 • 236 • R-So.  
 Gainesville, Ga. (Buford HS)




**#16**  
**ETHAN MURRAY**  
 INF • R/R • 6-2 • 195 • Fr.  
 Buford, Ga. (Buford HS)



**#18**  
**COLE ROYER**  
 RHP • R/R • 6-5 • 185 • Fr.  
 Waynesville, Ga. (Pierce Co. HS)



**#19**  
**NATHANAEL COUPE**  
 C/OF • R/R • 5-11 • 205 • Soph.  
 Boynton Beach, Fl. (North Broward Prep)




**#20**  
**CADEN SPIVEY**  
 RHP • R/R • 6-2 • 195 • Jr.  
 Vidalia, Ga. (Notre Dame)




**#21**  
**JOHN GIESLER**  
 INF • R/R • 6-3 • 224 • 6th  
 Marietta, Ga. (Walton HS)



**#22**  
**TATE MCKEE**  
 RHP • R/R • 6-3 • 203 • Soph.  
 Kennesaw, Ga. (Mount Paran Christian)




**#24**  
**JOSHUA EVANS**  
 LHP • S/L • 6-3 • 187 • Fr.  
 Lawrenceville, Ga. (Peachtree Ridge HS)



**#25**  
**VAHN LACKEY**  
 C/INF • R/R • 6-1 • 213 • Soph.  
 Suwanee, Ga. (Collins Hill HS)




**#26**  
**RYAN JOHNSON**  
 RHP • R/R • 6-4 • 168 • Fr.  
 Dallas, Ga. (Cartersville HS)



**#27**  
**BRETT DENBY**  
 INF • R/R • 5-11 • 180 • Jr.  
 New Albany, Ind. (Jefferson HS)



**#28**  
**JACKSON SOBEL**  
 LHP • L/L • 6-2 • 186 • Soph.  
 Charleston, SC  
 (Oceanside Collegiate Academy)



**#29**  
**MASON PATEL**  
 RHP • R/R • 6-1 • 210 • 5th  
 Knoxville, Tenn. (Georgia State)



**#30**  
**PORTER BURSEMA**  
 RHP • R/R • 6-1 • 198 • Soph.  
 Woodstock, Ga. (Georgia Southern)



**#31**  
**JACKSON BLAKELY**  
 RHP • R/R • 6-0 • 211 • Fr.  
 Thomaston Ga. (Upson-Lee HS)




**#32**  
**BRETT BARFIELD**  
 LHP • L/L • 6-1 • 198 • Jr.  
 Cumming, Ga. (Florida State)



**#34**  
**DREW ROGERS**  
 C • R/R • 6-1 • 220 • Fr.  
 Tempe, Ariz. (Hamilton HS)



**#35**  
**JAKE LANKIE**  
 RHP • R/R • 6-2 • 200 • Soph.  
 Alpharetta, Ga. (Georgia)



**#36**  
**THORPE MUSCI**  
 RHP • R/R • 6-0 • 201 • Fr.  
 Lilburn, Ga. (Parkview HS)



**#37**  
**CADEN GAUDETTE**  
 RHP • R/R • 6-0 • 207 • R-So.  
 Alpharetta, Ga. (Milton HS)



**#38**  
**CARSON BALLARD**  
 RHP • R/R • 6-4 • 197 • Jr.  
 Alpharetta, Ga. (Wesleyan HS)




**#39**  
**TYLER NEISES**  
 UTL • L/R • 6-3 • 220 • Soph.  
 Dalton, Ga. (Dalton HS)



**#40**  
**NATHAN WAUGH**  
 C • R/R • 6-5 • 230 • 5th  
 Placentia, Calif. (Cornell)




**#42**  
**JAYLEN PADEN**  
 RHP • R/R • 5-10 • 195 • 5th  
 Atlanta, Ga. (Georgia Southern)



**#45**  
**CONNOR CHICOLI**  
 RHP • R/R • 6-3 • 185 • Fr.  
 Raleigh, NC (Pro5 Baseball Academy)



**#49**  
**KAYDEN CAMPBELL**  
 LHP • R/L • 6-2 • 205 • Fr.  
 Cincinnati, Ohio (Louisville)



**#55**  
**ADAM MCKELVEY**  
 LHP • L/L • 6-3 • 229 • Fr.  
 Roswell, Ga. (Roswell HS)



**#99**  
**BRADY JONES**  
 RHP • R/R • 6-0 • 204 • Jr.  
 Decatur, Ga. (Georgia State)