

GEORGIA TECH®

130TH SEASON • 35 NCAA REGIONAL APPEARANCES • 3 COLLEGE WORLD SERIES APPEARANCES • 9 ACC CHAMPIONSHIPS

2025 Official Game Notes | RamblinWreck.com | Contact: Anthony Brandt • abrandt@athletics.gatech.edu • (817) 757-6979

2024 GEORGIA TECH BY THE NUMBERS

Overall Record.....	33-25
ACC Record.....	15-15
at Mac Nease Baseball Park.....	22-9
Road Games.....	9-12
Neutral Site Games.....	2-4
Streak.....	L1
Last 10 Games.....	4-6

2025 SCHEDULE / RESULTS

Date	Opponent	Time/Result
2/14	OLD DOMINION	4 pm
2/15	OLD DOMINION	2 pm
2/16	OLD DOMINION	1 pm
2/18	GEORGIA SOUTHERN	6 pm
2/21	MARSHALL	4 pm
2/22	MARSHALL	2 pm
2/23	MARSHALL	1 pm
2/24	MARSHALL	1 pm
2/26	WEST GEORGIA	4 pm
2/28	WESTERN MICHIGAN	4 pm
3/1	WESTERN MICHIGAN	2 pm
3/2	WESTERN MICHIGAN	1 pm
3/4	KENNESAW STATE	4 pm
3/7	VIRGINIA TECH	4 pm
3/8	VIRGINIA TECH	3 pm
3/9	VIRGINIA TECH	1 pm
3/11	GEORGIA STATE	6 pm
3/14	PITTSBURGH	6 pm
3/15	PITTSBURGH	4 pm
3/16	PITTSBURGH	1 pm
3/18	GARDNER-WEBB	6 pm
3/21	NOTRE DAME	4:30 pm
3/22	NOTRE DAME	2 pm
3/23	NOTRE DAME	1 pm
3/25	KENNESAW STATE	6 pm
3/28	CLEMSON	6 pm
3/29	CLEMSON	4 pm
3/30	CLEMSON	1 pm
4/1	MERCER	8 pm
4/4	STANFORD	9 pm
4/5	STANFORD	5 pm
4/6	STANFORD	4 pm
4/8	AUBURN	6 pm
4/11	CALIFORNIA	6 pm
4/12	CALIFORNIA	4 pm
4/13	CALIFORNIA	1 pm
4/15	GEORGIA*	7 pm
4/18	MIAMI	8 pm
4/19	MIAMI	4 pm
4/20	MIAMI	1 pm
4/22	AUBURN	7 pm
4/25	VIRGINIA	6 pm
4/26	VIRGINIA	4 pm
4/27	VIRGINIA	1 pm
5/2	WESTERN CAROLINA	6 pm
5/3	WESTERN CAROLINA	4 pm
5/4	WESTERN CAROLINA	1 pm
5/6	GEORGIA SOUTHERN	6 pm
5/7	MERCER	6 pm
5/9	LOUISVILLE	6 pm
5/10	LOUISVILLE	4 pm
5/11	LOUISVILLE	1 pm
5/15	DUKE	6 pm
5/16	DUKE	6 pm
5/17	DUKE	6 pm
5/20	ACC TOURNAMENT	DURHAM N.C.

* Game held at Truist Park
Home games in Gold

OPENING WEEKEND: GEORGIA TECH VS OLD DOMINION



GEORGIA TECH YELLOW JACKETS

2024 Overall Record.....33-25 (15-15 ACC)
 Rankingrv (USA Today) (NCBWA)
 Head CoachDanny Hall
 Career Record1,411-774-1 (38th season)
 Record at GT1,203-657-1 (32nd season)
 Record Last Week.....Opening Week



OLD DOMINION MONARCHS


2024 Overall Record.....31-26 (15-15 SBC)
 RankingN/A
 Head CoachChris Finwood
 Career Record633-553 (22nd season)
 Record at ODU391-302 (13th season)
 Record Last Week.....Opening Week

MATCHUPS AT A GLANCE


GT	2024 OFFENSE	ODU	GT	2024 PITCHING/DEFENSE	ODU
.305	Batting	249	6.48	ERA	4.67
.516	Slugging	404	497.1	IP	495.1
.420	On-Base Pct.	349	2	CGs	0
117	Doubles	91	12	Saves	11
7	Triples	8	510/248	K/BB	522/184
95	Home Runs	60	.283	OBA	.246
360	Walks	216	44	Errors	57
73/77	SB/SBA	86/108	36	Double Plays	25

PROBABLE PITCHERS

Friday



Saturday



Sunday



GAME COVERAGE

Date	TV/Stream	Play-by-Play/Analyst	Radio	PxP
Feb. 14	ACCNX	Wiley Ballard/Dusty Isaacs	91.1 FM/GT App	Colin Lacy
Feb. 15	ACCNX	Wiley Ballard/Nick Klos	91.1 FM/GT App	Colin Lacy
Feb. 16	ACCNX	Wiley Ballard/Dusty Isaacs	91.1 FM/GT App	Colin Lacy

TOP STORYLINES

- Georgia Tech baseball returns for its 130th season in 2025 after reaching the final game of the 2024 Athens Regional last season.
- The Yellow Jackets return 15 players from last year's roster including five starters from the Regional Final Lineup.
- Headlining the returners is 2024 National Freshman of the Year and No. 1 sophomore in college baseball (according to Perfect Game), Drew Burress. Burress returns after leading Georgia Tech in a myriad of categories, including average (.381), home runs (25) and RBI (67), becoming the 12th Yellow Jacket to win Tech's triple crown.
- He has been dubbed a preseason 1st team all-American by multiple outlets for 2025 & is currently the NCAA's active leader in slugging percentage after posting an .821 slug % in 2024.
- The Jackets feature 29 newcomers, 10 transfers and 19 freshman who comprise the No. 2 ranked recruiting class in the nation according to Perfect Game - Tech's highest ranked class since PG started ranking classes in 2011.
- The class features three players ranked in PG's National top-100: Drew Rogers (Catcher - No. 23), Connor Shouse (RHP/INF - Perry, Ga. - No. 83), Alex Hernandez (RHP/INF - Cumming, Ga. - No. 96). It also contains one draft pick in the 2024 MLB draft who chose to come to GT (Cole Royer - drafted in the 20th round (601st overall) by the New York Yankees).
- Head Coach Danny Hall enters his 32nd season at Georgia Tech and his 37th year as a college baseball head coach. He currently has 1,411 career wins - the 11th most all-time and 2nd most among active NCAA head coaches after South Carolina hired Paul Mainieri (1,505) this season.

2024 QUICK FACTS
GENERAL INFORMATION

School..... Georgia Institute of Technology (Georgia Tech)
Location..... Atlanta, Ga.
Enrollment..... 45,295
Founded..... 1885
Nickname..... Yellow Jackets, Ramblin' Wreck
Mascot..... "Buzz" the Yellow Jacket
Official Colors..... Tech Gold and White
Conference..... Atlantic Coast Conference (ACC)
President..... Dr. Angel Cabrera
Faculty Athletic Representative..... Dr. Jenna Jordan
Director of Athletics..... J Batt
Website..... www.RamblinWreck.com

BASEBALL STAFF

Head Coach..... Danny Hall (32nd season)
 Alma Mater, Year..... Miami-Ohio, 1977
Associate Head Coach / Recruiting - James Ramsey (7th year)
 Alma Mater, Year..... Florida State, 2012
Assistant Coach/Pitching..... Matt Taylor (2nd year)
 Alma Mater, Year..... Columbus State, 2017
Assistant Coach/Catchers..... Josh Schulman (1st year)
 Alma Mater, Year..... Rochester, 2015 & Texas A&M, 2017
Director of Baseball Operations..... Scott Stricklin
Strength and Conditioning..... Steve Tamborra
Athletic Trainer..... Paul Wolkoff
Equipment Manager..... Bill Shackelford

HISTORICAL INFORMATION

Record Since 1895..... 2,640-1,703-27 (.604)
Record at Mac Nease Baseball Park (since 1985)..... 1,033-340-1 (.755)
ACC Regular Season Record (since 1980)..... 608-451-2 (.571)
ACC Regular Season Championships (Divisional)..... 9
 1987, 1993, 1997, 2000, 2004, 2005, (2011, 2019, 2021)
ACC Tournament Appearances..... 42
ACC Tournament Record..... 83-69 (.546)
ACC Tournament Championships..... 9
 1985, 1986, 1987, 1988, 2000, 2003, 2005, 2012, 2014
NCAA Tournament Appearances..... 35
 1959, 1971, 1985, 1986, 1987, 1988, 1989, 1990, 1991,
 1992, 1993, 1994, 1995, 1996, 1997, 1998, 2000, 2001,
 2002, 2003, 2004, 2005, 2006, 2008, 2009, 2010, 2011,
 2012, 2013, 2014, 2016, 2019, 2021, 2022, 2024
NCAA Tournament Record..... 79-71 (.527)
NCAA Super Regional Appearances..... 5
 2000, 2002, 2004, 2005, 2006
College World Series Appearances..... 3
 1994 (2nd), 2002 (T-5th), 2006 (T-7th)
College World Series Record..... 4-5 (.444)

STADIUM INFORMATION

Name..... Mac Nease Baseball Park at Russ Chandler Stadium
Year Opened..... 1985
Last Renovated..... 2020-21
Capacity..... 3,194
Dimensions..... 329-382-390-350-334
Fence Height..... 10 feet
Address..... Fowler Street & Fifth Street, Atlanta, Ga. 30332

2025 TEAM INFORMATION

Lettermen Returning..... 15
Starting Position Player..... 4
Starting Pitchers..... 2
Newcomers..... 29

2024 YEAR IN REVIEW

Overall Record..... 33-25
ACC Record..... 15-15
ACC Finish..... Fourth - Coastal
ACC Tournament..... 0-2
Final Ranking..... N/A

NO.	NAME	POS.	YR	B/T	HT	WT	HOMETOWN/LAST SCHOOL
1	Parker Brosius	OF	JR	R/L	6'1"	193	Suwanee, GA. (Lambert HS)
2	Kyle Lodise	INF	JR	R/R	5'11"	180	Brunswick, GA. (Augusta)
3	Carson Kerce	INF	Soph.	R/R	5'11"	200	Marietta, GA. (Pope HS)
4	Alex Hernandez	RHP/INF	FR	R/R	6'2"	188	Cumming, GA. (Forsyth Central HS)
5	Cooper McMullen	RHP/OF	FR	R/R	6'3"	186	Bonaire, GA. (Tattnall Square Academy)
6	Caleb Daniel	C/UTL	FR	L/R	5'11"	183	Cartersville, GA. (Cartersville HS)
7	William Baker	INF/UTL	FR	L/R	6'0"	188	Upper Coomera, Queensland Australia
8	Drew Burress	OF	Soph.	R/R	5'9"	182	Houston County, GA. (Houston County HS)
9	Connor Shouse	RHP/INF	FR	R/R	6'1"	175	Perry, GA. (Pickens County HS)
10	Kent Schmidt	INF	Soph.	L/R	6'0"	221	Marietta, GA. (Georgia Southern)
12	Sam Swygert	RHP	5th	R/R	6'1"	215	Springfield, SC (The Citadel)
14	Cayden Sheffield	C/OF	FR	R/R	6'1"	184	Dallas, GA. (North Paulding HS)
15	Riley Stanford	RHP/OF	JR	R/R	6'4"	236	Gainesville, GA. (Buford HS)
16	Ethan Murray	INF	FR	R/R	6'2"	195	Buford, GA. (Buford HS)
18	Cole Royer	RHP	FR	R/R	6'5"	185	Waynesville, GA. (Pierce County HS)
19	Nathanael Coupet	C/OF	Soph.	R/R	5'11"	205	Boynton Beach, FL (North Broward Prep)
20	Caden Spivey	RHP	JR	R/R	6'2"	195	Vidalia, GA. (Notre Dame)
21	John Giesler	INF	6th	R/R	6'3"	224	Marietta, GA. (Walton HS)
22	Tate McKee	RHP	Soph.	R/R	6'3"	203	Kennesaw, GA. (Mount Paran Christian)
24	Joshua Evans	LHP/OF	FR	S/L	6'3"	187	Lawrenceville, GA. (Peachtree Ridge HS)
25	Vahn Lackey	C/INF	Soph.	R/R	6'1"	213	Suwanee, GA. (Collins Hill HS)
26	Ryan Johnson	RHP	FR	R/R	6'4"	168	Dallas, GA. (Cartersville HS)
27	Brett Denby	INF	Soph.	R/R	5'11"	170	New Albany, IN (Jefferson HS)
28	Jackson Sobel	LHP	Soph.	L/L	6'2"	186	Charleston, SC (Oceanside Collegiate Academy)
29	Mason Patel	RHP	5th	R/R	6'1"	210	Knoxville, TN Georgia State
30	Porter Buursema	RHP	Soph.	R/R	6'1"	195	Woodstock, GA. (Georgia Southern)
31	Jackson Blakely	RHP	FR	R/R	6'0"	211	Thomaston GA. (Upson-Lee HS)
32	Brett Barfield	LHP	JR	L/L	6'1"	198	Cumming, GA. (Florida State)
34	Drew Rogers	C/INF	FR	R/R	6'1"	220	Tempe, AZ (Hamilton HS)
35	Jake Lankie	RHP	Soph.	R/R	6'2"	200	Alpharetta, GA. (Georgia)
36	Thorpe Musci	RHP	FR	R/R	6'0"	201	Liburn, GA. (Parkview HS)
37	Caden Gaudette	RHP R-Soph.	R/R	R/R	6'0"	207	Alpharetta, GA. (Milton HS)
38	Carson Ballard	RHP	JR	R/R	6'4"	197	Alpharetta, GA. (Wesleyan HS)
39	Tyler Neises	INF/OF	Soph.	L/R	6'3"	220	Dalton, GA. (Dalton HS)
40	Nathan Waugh	C	5th	R/R	6'5"	230	Placentia, Calif. (Cornell)
42	Jaylen Paden	RHP	5th	R/R	5'10"	195	Atlanta, GA. (Georgia Southern)
43	Dimitri Angelakos	RHP	FR	R/R	6'1"	210	Woodstock, GA. (Etowah HS)
45	Connor Chicoli	RHP	FR	R/R	6'3"	185	Raleigh, NC (Pro5 Baseball Academy)
47	Sebastian Lippman	RHP	FR	S/R	6'2"	185	Plainview, NY (Plainview-Old Bethpage/JFK HS)
49	Kayden Campbell	LHP	JR	R/L	6'2"	205	Cincinnati, OH (Louisville)
50	Reid Brosnan	RHP	FR	R/R	6'3"	195	Atlanta, GA. (Lakeside HS)
54	Riley Hasenstab	RHP	FR	R/R	6'2"	200	Duluth, GA. (Duluth HS)
55	Adam McKelvey	LHP	FR	L/L	6'3"	229	Roswell, GA. (Roswell HS)
99	Brady Jones	RHP	JR	R/R	6'0"	204	Decatur, GA. (Georgia State)

Coaching Staff

Head Coach – Danny Hall (32nd season)
Associate Head Coach/Recruiting Coordinator – James Ramsey (7th season)
Assistant Coach – Josh Schulman (1st season)
Assistant Coach /Pitching – Matt Taylor (2nd Season)
Director of Pitching - Jason Richman (2nd Season)
Director of Operations - Scott Stricklin (1st season)
Player Development Coach - Steve Tamborra (25th season)
Undergraduate Student Assistant - Daniel Palka (1st Season)
Athletic Trainer - Paul Wolkoff (16th season)

PRO-NUN-SEE-AY-SHUN GUIDE

Parker Brosius..... BRO-zhus
 Kyle Lodise..... LOW-deese
 Carson Kerce..... like "Curse"
 Nathanael Coupet..... coo-PAY
 John Giesler..... GEESE-ler
 Vahn Lackey..... Vaughn
 Thorpe Musci..... like "Musky"
 Tyler Neises..... NEE-sis
 Nathan Waugh..... WAH
 Jaylen Paden..... PAY-din
 Dimitri Angelakos..... angel-LAH-kos
 Connor Chicoli..... chick-COLE-ee
 Riley Hasenstab..... ha-sin-STAHB
 Adam McKelvey..... mick-KEL-vee
 Josh Schulman..... SHOOL-man

RECRUITING SUCCESS

• Tech has now signed top-5 classes in four of the last six years, top-10 classes in five of the last six years, and six-straight top-20 Perfect Game recruiting classes, leading the Atlantic Coast Conference in all categories.

• The 2024 freshman class was rated No. 2 in the nation and features three players ranked in PG's National top-100: Drew Rogers (No. 23 prospect / No. 3 Catcher), Connor Shouse (No. 83 prospect / No. 22 SS) and Alex Hernandez (No. 96 prospect / No. 8 3B).

• This class also contains one draft pick from the 2024 MLB draft who chose to come to GT instead (Cole Royer – drafted in the 20th round (601st overall) by the New York Yankees).

JACKETS FROM 2024 NO. 2 RECRUITING CLASS

Name	Hometown	Position	PG National Ranking
Dimitri Angelakos	Woodstock, Ga.	RHP	---
Will Baker	Upper Coomera, Queensland, Australia	INF	---
Jackson Blakely	Thomaston, Ga.	RHP	---
Reid Brosnan	Atlanta, Ga.	RHP	---
Connor Chicoli	Raleigh N.C.	RHP	342
Caleb Daniel	Cartersville, Ga.	UTL	187
Joshua Evans	Lawrenceville, Ga.	LHP	256
Riley Hasenstab	Duluth, Ga.	RHP	---
Alex Hernandez	Cumming, Ga.	RHP/INF	96
Ryan Johnson	Dallas, Ga.	RHP	462
Sebastian Lippman	Plainview, N.Y.	RHP	246
Adam McKelvey	Roswell, Ga.	LHP	---
Cooper McMullen	Bonaire, Ga.	RHP/OF	364
Ethan Murray	Buford, Ga.	INF	282
Thorpe Musci	Lilburn, Ga.	RHP	223
Drew Rogers	Tempe, Ariz.	C	23
Cole Royer	Waynesville, Ga.	RHP	302
Cayden Sheffield	Dallas, Ga.	OF	262
Connor Shouse	Perry, Ga.	RHP/INF	83

JACKETS FROM 2023 NO. 5 RECRUITING CLASS

Name	Hometown	Position
Drew Burress	Houston County, Ga.	OF
Nathanael Coupet	Boynton Beach, Fla.	C
Brett Denby	New Albany, Ind.	INF
Carson Kerce	Marietta, Ga.	INF
Vahn Lackey	Suwanee, Ga.	C
Tate McKee	Kennesaw, Ga.	RHP
Tyler Neises	Dalton, Ga.	INF
Jackson Sobel	Charleston, S.C.	LHP

JACKETS FROM 2022 NO. 3 RECRUITING CLASS

Name	Hometown	Position
Parker Brosius	Suwanee, Ga.	OF
Riley Stanford	Gainesville, Ga.	OF/RHP
Caden Gaudette	Alpharetta, Ga.	RHP
Carson Ballard	Alpharetta, Ga.	RHP

JACKETS FROM 2020 NO. 4 RECRUITING CLASS

Name	Hometown	Position
John Giesler	Marietta, Ga.	INF

CARDIAC JACKETS

• Georgia Tech baseball has been in for exciting baseball since 2019, posting a 31-20 record in one-run games.

• Since 2002, Tech has posted a nearly 60-percent win percentage in one-run games (.584).

GT BASEBALL RECORD IN 1-RUN GAMES - SINCE 2002

Year	Record	Pct.
2024	4-3	.571
2023	4-6	.400
2022	6-3	.667
2021	8-4	.667
2020	2-2	.500
2019	10-5	.667
2018	4-5	.444
2017	3-9	.250
2016	8-5	.615
2015	9-3	.750
2014	8-10	.444
2013	8-6	.571
2012	9-7	.563
2011	5-5	.500
2010	5-2	.714
2009	7-3	.700
2008	9-4	.692
2007	5-5	.500
2006	9-6	.600
2005	9-9	.500
2004	10-5	.667
2003	7-4	.636
2002	10-3	.769
TOTAL	157-112	.584

IT STARTS AT HOME...

• Since 1985, Tech has won a whopping .755 percent of its games at home (1,029-335-1).

• In 31 home games in 2024, Tech has hit .339 with 75 doubles, five triples and 61 home runs for 279 RBI.

• In 30 home games last season, Tech was 23-7 and hit a blistering .357 with 86 doubles, 10 triples and 63 home runs.

• Since 2002, Tech has only hit below .300 at home in two full seasons – 2017 and 2021.

CHASE FOR THE TOP 10

• ABCA Hall of Famer **Danny Hall** became the 11th NCAA Division I coach all-time to reach the 1,400 career win mark on April 14 when Tech defeated then-No. 16 Virginia Tech, 11-7.

• In addition to his career-win milestone, Coach Hall also reached the 1,200 wins at Georgia Tech after defeating No. 9 Duke on May 12.

• He currently has 1,411 career wins – the 2nd most among active NCAA head coaches after South Carolina hired Paul Mainieri (1,505 career wins) this season.

• Hall is 16 wins shy of Cliff Gustafson (1,427 at Texas 1967-1996) and 33 away from tying Chuck Hartman (1,444 at High Point/Virginia Tech 1959-2006).

• When Hall passes Gustafson, 17 wins from now, Georgia Tech will replace Texas as the only program in Division I with two coaches in the all-time top-10 for career victories - Jim Morris coached at GT from 1982-93.

ALL-TIME WINNINGEST COACHES -- DIVISION I

Rk.	Coach	Wins
1.	Mike Martin	2,029
2.	Augie Garrido	1,975
3.	Gene Stephenson	1,768
4.	Mark Marquess	1,627
5.	<i>Jim Morris</i>	<i>1,594</i>
6.	Larry Hays	1,508
7.	Paul Mainieri *	1,505
8.	Mike Fox	1,487
9.	Chuck Hartman	1,444
10.	Cliff Gustafson	1,427
11.	<i>Danny Hall*</i>	<i>1,411</i>
12.	Keith Guttin*	1,396
13.	John Anderson*	1,390
14.	Ron Polk	1,373
15.	Gary Gilmore*	1,371

**Actively coaching*

***Italics indicates they coached at GT*

OFFENSE
Returning Starters

• Georgia Tech baseball returns four bats from the starting lineup of the 2024 Athens Regional Final: Drew Burress, John Giesler, Parker Brosius and Vahn Lackey.

• 2024 National Freshman of the Year (D1 Baseball/Perfect Game) and National Freshman Hitter of the Year (NCBWA) Drew Burress returns for his sophomore season after delivering one of the greatest freshman seasons in college baseball history last year.

• Burress led Georgia Tech in a myriad of categories last year, including average (.381), home runs (25) and RBI (67), becoming the 12th Yellow Jacket to win Tech's triple crown.

• He set the Georgia Tech record for most assists by an outfielder, gunning down 10 base-runners from center field while also setting the program record with four home runs in a single game, against Georgia State (Feb. 27, 2024).

• His .821 slugging percentage from last season gives him the highest career slugging percentage in program history, with a minimum of 200 at bats in White & Gold. It was the 4th highest slugging percentage in a single season by a Yellow Jacket, the best since 1926 and the first .800+ slugging season in 45 years (Tommy Thompson (.811) – 1979).

HIGHEST SLUGGING % - SINGLE SEASON

Name	TB-AB	Slugging %	Season
1. Tom Angley	93-100	.930	1926
2. Bobby Reeves	97-109	.890	1926
3. Doug Wycoff	81-98	.827	1926
4. Drew Burress	179-218	.821	2024
5. Tom Angley	68-83	.819	1925
6. Tommy Thompson	103-127	.811	1979
7. Jason Varitek	182-228	.798	1993
8. <i>Nomar Garciaparra</i>	<i>213-274</i>	<i>.777</i>	<i>1994</i>
9. <i>Mark Teixeira</i>	<i>186-241</i>	<i>.772</i>	<i>2000</i>
10. Riccardo Ingram	179-237	.755	1987

**Italics indicates coached by Danny Hall*

• Other GT returning starters include: John Giesler, Parker Brosius and Vahn Lackey...

• **Giesler** - playing in his sixth season - Led the team with 17 doubles last season. He played three games in COVID shortened 2020 season and redshirted 2021 season. Now in his 6th season on campus, playing in his 4th and final season of eligibility.

• **Brosius** – corner outfielder capable of being an everyday center fielder on rosters that don't contain Drew Burress. Started 33 games last season and appeared in 46. His .442 OBP in 2024 was second highest on the team behind Burress.

• **Lackey** – Made 26 starts behind the plate, taking over the starting catcher responsibilities halfway through the season. Caught six runners attempting to steal last year. Lauded for his pitch framing and defensive ability. Coaches have been very impressed with his offensive improvement and defensive versatility – expect him to play multiple positions on days when he is not catching.

• **Lackey** made his first appearance on Opening Day, in a pinch-hit situation, and drove his first collegiate hit out of the park to become the fifth Yellow Jacket since 2015 to homer in his first career plate appearance.

HOME RUN IN FIRST CAREER PLATE APPEARANCE -- GT HISTORY (SINCE 2015)

Player	Opponent	Year
Vahn Lackey	vs. Radford	2024
Nicholas Romano	vs. Wright State	2022
Drew Compton	vs. St. Peter's	2020
Michael Guldberg	vs. Dartmouth	2018
Blake Johnson	vs. St. John's	2015

• Last season, Tech continued its legacy of powerful offense, finishing at or near the top of the ACC in a multitude of categories

GEORGIA TECH — 2024 NAT'L/ACC RANKS

Category	No.	D1 Rank	ACC Rank
Base on Balls	360	10th	3rd
On-Base Percentage	.420	17th	2nd
Batting Average	.305	29th	6th
Slugging Percentage	.516	30th	7th
Home Runs/Game	1.64	39th	10th
Home Runs	95	40th	9th
Runs	461	43rd	8th
Scoring	7.9	47th	9th
Doubles	117	62nd	5th

• In 2023, Tech finished in the top 15 nationally in five offensive categories.

GEORGIA TECH — 2023 FINAL NAT'L/ACC RANKS

Category	No.	D1 Rank	ACC Rank
Doubles/Game	2.49	3rd	2nd
Average	.323	4th	2nd
Doubles	142	10th	2nd
Slugging percentage	.538	11th	1st
On-base percentage	.416	15th	3rd

• The last three years have seen Tech's offense become its calling card as 2022 featured an even more potent threat.

GEORGIA TECH — 2022 FINAL NAT'L/ACC RANKS

Category	No.	D1 Rank	ACC Rank
Runs per game	9.4	3rd	1st
Average	.327	1st	1st
On-base percentage	.419	6th	2nd
Slugging percentage	.551	5th	2nd
Home runs	115	10th	3rd

• In 2023, Tech also set the program record for most triples in a single game on Feb. 17 vs. Miami (Ohio) with four.

• Tech also tied the program record for most doubles in a single game on March 14 vs. No. 18 Auburn with eight — hitting six in the third inning alone.

• Tech looked true to form in again being one of the top power-house offenses in the ACC on Opening Weekend last year, setting the school record for runs scored on Opening Day (21).

• Part of the season-opening onslaught was seven home runs for Tech, the most in a single game for the first time since 2009.

MOST HOME RUNS, SINGLE GAME -- GT HISTORY (SINCE 2000)

Rk.	HRs	Opponent Date
1.	8	at Mercer April 22, 2008
2	7	vs. Radford Feb. 16, 2024
	7	vs. Presbyterian May 3, 2009
	7	vs. Alabama St. March 26, 2008

FRESH BATS

• The Jackets return eight bats in total from last year's squad: Brosius, Kerce, Burress, Coupet, Giesler, Lackey, Denby and Neises.

• Tech brings in 10 new faces to the lineup, three transfers and seven freshmen.

• The three transfers: Kyle Lodise, Kent Schmidt and Nathan Waugh will all be looked to as key contributors this year, playing all throughout the GT infield.

• **Kyle Lodise:** Junior shortstop. Started 98 games at Augusta University (Division II). Led his team with a 1.191 OPS last season.

• **Kent Schmidt:** Sophomore 1B. Started 56 games for Georgia Southern last year. Led the team in doubles (16) and walks (40).

• **Nathan Waugh:** Graduate Catcher/DH. 98 career games played at Cornell the last three seasons. Holds Cornell record with a 42-game on-base streak (currently active) dating back to the 2023 season after reaching base in all 38 of Cornell's games last season.

• The seven freshmen will be looking to break into the GT lineup this year and continue the great legacy of success at the dish.

• Five of the freshmen hitters come from the state of Georgia with the only two exceptions being Drew Rogers (Tempe, Ariz) and Will Baker (Upper Coomera, Queensland, Australia).

• Six of the seven freshman hitters are ranked in the Top 300 nationally according to Perfect Game

Name	Hometown	PG State Ranking	PG National Ranking
Will Baker	Upper Coomera, Queensland, Australia	---	---
Caleb Daniel	Cartersville, Ga.	20	187
Alex Hernandez	Cumming, Ga.	12	96
Ethan Murray	Buford, Ga.	32	282
Drew Rogers	Tempe, Ariz.	2	23
Cayden Sheffield	Dallas, Ga.	30	262
Connor Shouse	Perry, Ga.	9	83

• Georgia Tech will look to continue its tradition of two-way talents in 2025. Connor Shouse and Alex Hernandez have emerged as the top two-way options for the season. Both players are capable of starting games as well as come out of the bullpen.

JACKETS IN THE POLLS

WEEK	BA	USA	NCBWA	D1	PG
Preseason	-	IV	IV	-	-

BA = Baseball America, USA = USA Today, NCBWA = NCBWA, D1= D1Baseball.com, PG = Perfect Game N/A = poll not out before release of notes rv = receiving votes

PITCHING

- Georgia Tech returns three pitchers with over 30 innings pitched last season: **Tate McKee** (sophomore. 47.0 IP), **Carson Ballard** (r-sophomore. 34.2 IP) and **Mason Patel** (graduate senior. 36.0 IP)
- The Jackets return seven arms in total from last year's squad: McKee, Ballard, Patel, **Riley Stanford**, **Jackson Sobel**, **Brett Barfield** and **Caden Gaudette**
- The Jackets are heading into the second season under pitching coach **Matt Taylor** and **Jason Richman** as director of pitching. And head coach Hall has said he believes this to be the year that Tech fans witness "the fruits of their labor" as the pitching staff looks to prove people wrong in 2025.
- A whopping 21 new arms are joining the staff for the 2025 season, featuring a solid mix of 14 freshmen and seven transfers.

Freshman Arms

Name	Hometown	PG State Ranking	PG National Ranking
Dimitri Angelakos	Woodstock, Ga.	59	---
Jackson Blakely	Thomaston, Ga.	87	---
Reid Brosnan	Atlanta, Ga.	68	---
Connor Chicoli	Raleigh N.C.	10	342
Joshua Evans	Lawrenceville, Ga.	27	256
Riley Hasenstab	Duluth, Ga.	326	---
Alex Hernandez	Cumming, Ga.	12	96
Ryan Johnson	Dallas, Ga.	46	462
Sebastian Lippman	Plainview, N.Y.	3	246
Adam McKelvey	Roswell, Ga.	178	---
Cooper McMullen	Bonaire, Ga.	40	364
Thorpe Musci	Lilburn, Ga.	23	223
Cole Royer	Waynesville, Ga.	33	302
Connor Shouse	Perry, Ga.	9	83

Transfers

- Sam Swygert:** Grad Transfer RHP from The Citadel. Pitched in 18 games and made 12 starts last season, pitching a team-high 67.1 innings with a 5.75 ERA.
- Caden Spivey:** Junior RHP from Notre Dame. Made 15 appearances with three starts and 27.2 innings of work while going 1-1 with an 8.46 ERA
- Porter Buursema:** Sophomore RHP from Georgia Southern. Made six starts, pitching 12.2 innings with 14 strikeouts, a 5.68 ERA and a 1-0 record.
- Jake Lankie:** R-Freshman RHP from Georgia. Redshirted last season. Rated as the No. 23 RHP out of Georgia in the class of 2023 Perfect Game rankings.
- Jaylen Paden:** Graduate RHP from Georgia Southern. Has not pitched in a game since March 7, 2023 due to injury. Career 5.62 ERA over 107.1 innings from 2021-23.
- Kayden Campbell:** Junior LHP from Louisville. Made 23 relief appearances last season, pitching 20.0 innings and striking out 22 with a 7.65 ERA
- Brady Jones:** Junior RHP from Georgia State. Led the team with a 5-1 record last season, making 16 relief appearances and 1 start with a 7.32 ERA and 37 strikeouts over 39.1 innings. Most innings pitched out of GSU's bullpen last season.

Weekend Rotation

- The Jackets have announced **Tate McKee** as the opening day starter. He will be followed by Georgia State transfer **Brady Jones** on Saturday and third-year player **Riley Stanford** on Sunday.
- McKee** Pitched in 18 games for the Yellow Jackets in 2024, making eight starts and finishing with a 7.28 ERA and 61 strikeouts over 47.0 innings with a 4-5 record and one save.
- He was the second arm out of the bullpen for Tech's season opener against Radford (Feb. 16) pitching 2.1 scoreless innings and allowing only two baserunners, effectively quieting Radford's offense to allow GT to extend its 10-8 lead to the eventual 21-8 final score. He would throw two more dominant innings, striking out four and allowing only one batter to reach base (walk) in his third appearance, vs. Georgia State (Feb. 27).
- McKee made his first career start in the second game of a doubleheader against Youngstown State (March 9) pitching 4.0 innings and striking out seven without allowing a run for his first win at the college level.
- He eventually took over the Sunday starter role, pitching in the final game of the last seven ACC series with GT winning five of his seven starts in conference play.
- He made his first ACC start at Pittsburgh (April 7) throwing 5.0 innings and striking out a season high nine batters on his way to the victory . . . he would rack up nine strikeouts in two more appearances that year: vs. Miami (April 28) and vs. Duke (May 12) when he pitched a season long 6.1 innings.
- McKee made two appearances out of the bullpen in the NCAA Tournament and earned his first-career save in the elimination game against Army (June 1).
- Jones** was a two-year letter-winning right-hander across the highway at Georgia State, where he made 37 appearances with one start.
- Jones carries a 7-3 record with six saves, a 6.41 ERA, and 73 strikeouts in 66.0 innings pitched with him onto The Flats.
- Made his only previous start against Old Dominion last season (May 17), throwing 4.1 innings and allowing three earned runs to help GSU clinch a spot in the Sun Belt Tournament - making Jones' team undefeated in games that he has started as a collegiate pitcher.
- Jones made 16 appearances out of the bullpen for the Panthers last year, pitching at least three innings in eight of those outings.
- Stanford** returns for his third season on The Flats and first year sharing a name with a fellow ACC conference member institution.
- After redshirting his freshman season following an injury just two appearances in, Stanford made 21 appearances in 2024, making 19 appearances out of the bullpen and serving as a pinch hitter twice.
- He posted a 5.94 ERA across 16.2 innings out of the pen and made his collegiate debut on the mound in the fifth game of the season, pitching the seventh inning in the Jackets' 9-6 victory over Cornell (Feb. 23) earning the win in his first game.
- He picked up the first save of his career in the regular season finale, at Florida State (May 17) pitching the bottom of the ninth in an 11-10 GT win.
- All told, he recorded 18 strikeouts and finished with a 2-1 record last season. Sunday will be his first collegiate

MISCELLANEOUS**Jim Poole Number - John Giesler**

Georgia Tech baseball continues the legacy of former Yellow Jacket standout and Major League Baseball relief pitcher Jim Poole, who passed away from ALS in October of 2023, by designating a student-athlete each year to wear his No. 21 jersey. The student-athlete selected must exemplify Poole's characteristics both on and off the field.

This year, senior infielder John Giesler becomes the third Yellow Jacket to earn the honor, continuing the tradition begun by Jack Rubenstein in 2023 and Ben King last season.

"I am excited that John Giesler will wear number 21 this year," Head Coach Danny Hall said. "Jim Poole was part of an era in Georgia Tech Baseball that established us as a national power. Jim's prowess on the mound and in the classroom set the bar high for future Yellow Jacket players and teams. John exemplifies those same character traits of excellence on the field and in the classroom. As a two-time Captain he is the ultimate "Tech Man" to honor Jim's legacy."

Giesler, a sixth-year senior from Marietta, Ga. (Walton HS) will wear No. 21, having shown a longstanding commitment to Poole's ideals – self-determination, a strong academic work ethic, and high moral fiber on and off the field. Giesler is a five-time member of the ACC Academic Honor Roll, a two-time academic all-district honoree and earned Academic All-America (3rd Team) in 2023. He is currently pursuing a master's degree in real estate development.

On the diamond, Giesler is entering his second season as team captain. He is a career .308 hitter for the Yellow Jackets and set career highs in doubles (17), home runs (10) and RBI (43) last season while delivering a .990 fielding percentage in 41 games in the corner infield. He will be a key piece of the Jackets' offense again in 2025 as Tech strives for its 36th NCAA Regional berth and fifth in Giesler's career in White and Gold.

"Simply put, this is the greatest honor I have ever been given," Giesler said. "From knowing Jim and knowing who he was as a person, I don't feel deserving but I am incredibly honored. I will do everything I can this year to wear this number with respect and honor him and his family the best I can."

ABOUT JIM POOLE

Poole arrived on The Flats in 1985 and had an immediate impact, as Georgia Tech baseball would win the first of four-straight ACC Tournament Championships. During his four years, he pitched in 120 games and struck out 263 batters in 188 innings. He still ranks first in the Tech record book with 22 career saves, including 10 as a junior and nine as a senior. He was named all-ACC his last two seasons. Poole would be enshrined into the Georgia Tech Sports Hall of Fame just nine years later in 1997.

A stellar worker in the classroom, Poole elected not to turn professional after being selected in the 34th round of the 1987 MLB Draft by the LA Dodgers, and returned to Georgia Tech for his senior year, recording a 2.03 ERA and 113 strikeouts in only 71 innings. Once again, the LA Dodgers would call his name in the 1988 MLB Draft, this time taking him in the ninth round. He would return to graduate from the Institute with a degree in electrical engineering in 1990.

Poole played 11 years in the major leagues, predominantly with the Baltimore Orioles, Cleveland Indians, and San Francisco Giants. In 431 games played, he finished with 22 victories and a 4.31 ERA, as well as 256 strikeouts and four saves. He helped pitch Cleveland to two American League Championship Series (1995, 1998), making it to the 1995 World Series where he would face the Atlanta Braves.

Following his retirement at the end of the 2000 season, Poole returned to Georgia Tech to join the Alexander-Tharpe Fund as a fundraiser and supporter of the baseball program. He then began serving as the pitching coach at Johns Creek High School in 2010, teaching many young men about pitching mechanics, while also conveying his personal pitching philosophy.

He later joined the business world as a Personal Wealth Advisor for the Baseball Division of BIP Wealth.

After being diagnosed with ALS in 2021, Poole worked tirelessly to raise awareness for the disease. In addition to serving on MLB ALS boards, he also worked with Georgia Tech, who together hosted an ALS Awareness Day during the 2022 baseball season, with Tech wearing Jim Poole shirts and both teams wearing honorary wristbands. Professional players also wore the shirt. Tech later designated the number 21 each year to be worn by a student-athlete who exemplify Poole's ideals – self-determination, a strong academic work ethic, and high moral fiber on and off the field.

Every 90 minutes, someone is diagnosed with ALS, or Lou Gehrig's disease, with an estimated 30,000 people living with ALS in the United States at any given time. Primarily affecting people between the ages of 40 and 70, ALS is a progressive neurodegenerative disease that affects nerve cells in the brain and the spinal cord. There is no known cure.

For more information about ALS, visit www.ALS.org.



MISCELLANEOUS
ATOP THE CONFERENCE

• Georgia Tech baseball ranks among the most prolific winners in ACC history.

MOST ACC TOURNAMENT TITLES, SINCE 2000

	Titles	Years
Florida State	6	2002, 2004, 2010, 2015, 2017, 2018
Georgia Tech	5	2000, 2003, 2005, 2012, 2014
North Carolina	4	2007, 2013, 2019, 2022
Clemson	3	2006, 2016, 2023
Duke	2	2021, 2024
Virginia	2	2009, 2011

MOST ACC REGULAR-SEASON, DIVISIONAL TITLES SINCE 1994

	Titles	Regular-Season Years (Divisional)
Florida State	14	1996, 1998, 1999, 2001, 2002, 2003 (2007, 2008, 2009, 2010*, 2011, 2012, 2013, 2014)
North Carolina	8	(2006, 2007, 2009, 2012, 2013, 2017, 2018, 2024)
Georgia Tech	7	1997, 2000, 2004, 2005 (2011, 2019, 2021)
Clemson	6	1994, 1995 (2006, 2010*, 2018, 2024)
Louisville	5	(2015, 2016, 2017, 2019, 2022)
Miami	4	(2008, 2014, 2015, 2016)

GEORGIA TECH'S MOST COMMON OPPONENTS

	Games	First Meeting	Series Record
Georgia	389	1898	UGA leads 219-168-2
Auburn	247	1897	AU leads 128-113-5
Clemson	242	1902	CU leads 121-118-3
Mercer	175	1897	GT leads 117-58
North Carolina	158	1901	GT leads 83-75
NC State	143	1921	GT leads 81-62
Duke	142	1903	GT leads 101-41
Ga. Southern	140	1947	GT leads 109-32
Virginia	138	1924	GT leads 79-64-2
Wake Forest	123	1898	GT leads 76-46-1

• The Jackets will face their top four most common opponents again in 2025 but will not play North Carolina, NC State or Wake Forest in the regular season.


2025 ACC PRESEASON POLL

1. Virginia (13)	251
2. Florida State (2)	230
3. North Carolina	217
4. Clemson (1)	214
5. Duke	182
6. Wake Forest	171
7. NC State	168
8. Stanford	143
9. Louisville	128
10. Georgia Tech	113
11. Miami	87
12. Virginia Tech	85
13. California	60
14 Pitt	52
15. Notre Dame	44
16. Boston College	31

2025 ACC STANDINGS - WEEK 1

School	ACC	Overall
Clemson	0-0	0-0
NC State	0-0	0-0
Florida State	0-0	0-0
Louisville	0-0	0-0
Wake Forest	0-0	0-0
Notre Dame	0-0	0-0
Boston College	0-0	0-0
North Carolina	0-0	0-0
Virginia	0-0	0-0
Duke	0-0	0-0
Georgia Tech	0-0	0-0
Virginia Tech	0-0	0-0
Miami	0-0	0-0
Pitt	0-0	0-0
Stanford	0-0	0-0
California	0-0	0-0

2025 HONORS
DREW BURRESS

Preseason 1st Team All-American (D1 Baseball)
 Preseason 1st Team All-American (NCBWA)
 Golden Spikes Award (Watch List)
 Preseason ACC Player of the Year (D1 Baseball)
 No. 1 Sophomore in College Baseball (Perfect Game)

2025 MLB #PROJACKETS

Joey Bart, C	Pirates
Buck Farmer, RHP	Reds
Justyn-Henry Malloy, OF	Tigers
Brant Hurter, LHP	Tigers
Kyle McCann	Athletics
Xzavion Curry, RHP	Guardians
Amos Willingham, RHP	Nationals

2025 ACC TOURNAMENT

Beginning this spring with the 2025 ACC Baseball Championship in Durham, North Carolina, all 16 teams in the ACC will compete in a single-elimination championship. The championship will remain six days as it has in previous years, running from Tuesday, May 20, through Sunday, May 25, 2025, from Durham Bulls Athletic Park.

"There's once again tremendous excitement surrounding ACC Baseball and today's announcement will bring an improved championship experience for our student-athletes, coaches, and fans alike," stated ACC Commissioner Jim Phillips Ph.D. "Nationally, the ACC is once again well-represented in the preseason polls and award lists. After what we know will be a highly competitive regular season, we look forward to showcasing all 16 baseball teams in Durham this May."

Since 2006, the ACC Baseball Championship has been played in a pool play or round-robin style format. The tournament last expanded its field size in 2017, moving from 10 to 12 teams.

Under the new format, the top four seeds in the championship will be based off the performance in the regular season and will receive a double-bye into the quarterfinal round, which is scheduled to be held on Thursday and Friday. Seeds five through eight will earn a bye into Wednesday's second round. Seeds 9-16 will begin play with four first round games on Tuesday.

LET'S BRAG ABOUT BURRESS

"Burress is as big a star as you'll find in college baseball, the reigning D1Baseball Freshman of the Year and a 2024 first-team All-American after hitting .381/.512/.821 with 25 homers. He's a no-brainer first-team preseason All-American as a sophomore, and our preseason pick for ACC Player of the Year.

– D1Baseball

- In 2024, Drew Burress established himself as one of the best hitters in college baseball and one of the most exciting prospects to watch leading up to the 2026 draft. If he can continue his historic run through the ranks of NCAA Baseball, every MLB front office will be begging for Burress to become the next face of the franchise.

- Burress hit 25 home runs last season, one shy of the Georgia Tech program record (set by Kevin Parada in 2022) and two shy of the NCAA freshman home run record set by Tommy White (NC State) in 2022 as well.

"If he continues to crush the ball at anything mirroring his current rate, he could follow in [Dylan] Crews' footsteps and reach his high ceiling when he's eligible for the 2026 Draft."

– Jesus Cano, MLB.com

- Burress can claim to have an unofficial piece of the GT home run record since he hit a home run against Georgia that would ultimately not be recorded officially after the game was ended due to rain.

- Last year, Burress became the 1st Yellow Jacket to ever slug over .800 with at least 200 at bats. His .821 slugging percentage led all Division I freshman and 6th overall among those with 200+ ABs.

- His .821 career slugging percentage is the highest among active division I players and the highest of any Georgia Tech player in program history - current record belongs to Tom Angley (.763 from 1925-27)

"He has thunderous bat speed and does a nice job creating leverage in his swing, and shows off plus power, especially to the pull side."

– Peter Flaherty, Baseball America

- Not only did Burress turn heads with his bat but he also set the Georgia Tech record for the most assists by an outfielder in a single season, gunning down 10 runners from his spot in center field.

- This season, Burress has placed an emphasis on showing off his base running. After stealing eight bags on 10 attempts last year, Burress feels that his speed isn't getting enough attention & looks to amend that in 2025.

"From Day 1, you never thought he was a freshman. He's a very mature kid. He doesn't mix any words about it. He wants to be a first-round pick. He wants to be the best player in the country. That's what drives him. That's his passion. He is one of those guys that makes everybody around him better. Every day."

– Danny Hall, ABCA Hall of Famer
GEORGIA TECH'S TRIPLE CROWN WINNERS

Year	Player	HR	RBI	AVG
1958	Earl Moore	4	15	.287
1959	Roger Kaiser	4	32	.373
1960	George Inman	7	24	.360
1968	Ted Tomasovich	5	38	.381
1975	Frank Turner	2	30	.376
1991	Andy Bruce	22*	96*	.345
1992	Jason Varitek	11	52	.406*
1993	Jason Varitek	22*	72	.404
1994	Jay Payton	20	102*	.434*
1997	Mark Fischer	24*	98	.354
1999	Mark Teixeira	13	65	.387
2016	Matt Gonzalez	11	54	.378
2024	Drew Burress	25	67	.381

* denotes is/was school record

ACTIVE NCAA CAREER SLUGGING % LEADERS

Rank	Player	School	Class	Slug %
1	Drew Burress	Georgia Tech	Soph.	.821
2	Nolan Schubart	Oklahoma St.	Jr.	.743
3	Daniel Cuvet	Miami (FL)	Soph.	.736
4	Dalton Beck	LSU	Sr.	.716
5	John Bay	Austin Peay	Sr.	.707
6	Jared Jones	LSU	Jr.	.703
7	Grant Jay	Dallas Baptist	Jr.	.701
8	Koby Kropf	Winthrop	Sr.	.690
9	Wyatt Henseler	Texas A&M	Sr.	.690
10	Jack Cooper	Houston	Sr.	.690


* minimum of 200 career ABs



2025 RECORD BREAKDOWN

	ACC	Overall
Overall	0-0	0-0
Home	0-0	0-0
Road	0-0	0-0
Neutral	0-0	0-0
Day Games	0-0	0-0
Night Games (6 p.m. or later)	0-0	0-0
Yellow Jackets Score First	0-0	0-0
Opponent Scores First	0-0	0-0
Yellow Jackets Score in 1st inning	0-0	0-0
Walk-off Victories	0-0	0-0
As a Ranked Team (All Polls)	0-0	0-0
Vs. Ranked Team (All Polls)	0-0	0-0
Vs. LHP (starter)	0-0	0-0
Vs. RHP (starter)	0-0	0-0
Yellow Jacket Starter 6+ IP	0-0	0-0
Yellow Jacket Starter 7+ IP	0-0	0-0
Yellow Jacket Starter 8+ IP	0-0	0-0
Hitting A Home Run	0-0	0-0
Not Hitting A Home Run	0-0	0-0
Out Hit Opponent	0-0	0-0
Get Out Hit By Opponent	0-0	0-0
Equal Number of Hits	0-0	0-0
February	0-0	0-0
March	0-0	0-0
April	0-0	0-0
May	0-0	0-0
June	0-0	0-0
Monday	0-0	0-0
Tuesday	0-0	0-0
Wednesday	0-0	0-0
Thursday	0-0	0-0
Friday	0-0	0-0
Saturday	0-0	0-0
Sunday	0-0	0-0
One-Run Games	0-0	0-0
Two-Run Games	0-0	0-0
Three-Run Games	0-0	0-0
Four+ Run Games	0-0	0-0
Leading After 6	0-0	0-0
Trailing After 6	0-0	0-0
Tied After 6	0-0	0-0
Leading After 7	0-0	0-0
Trailing After 7	0-0	0-0
Tied After 7	0-0	0-0
Leading After 8	0-0	0-0
Trailing After 8	0-0	0-0
Tied After 8	0-0	0-0
Shutouts	0-0	0-0
Extra Innings	0-0	0-0
Score 0-5 Runs	0-0	0-0
Score 6+ Runs	0-0	0-0
Allow 0-5 Runs	0-0	0-0
Allow 6+ Runs	0-0	0-0
Commit 0 Errors	0-0	0-0
Commit 1 Error	0-0	0-0
Commit 2+ Errors	0-0	0-0

HALL OF FAME COACH



• **Danny Hall** is in his 32nd season at Georgia Tech and his 38th overall as a head coach in 2025. He is the winningest baseball coach in Tech history with 1,203 wins.

• Hall, who won his 1,400th career game on April 14, 2024 and his 1,200th win at Georgia Tech on May 12, 2024, stands second among active Division I coaches in career victories entering the 2025 season.

- Prior to the 2024 season, Hall was named to the ABCA Hall of Fame.
 - In his career – both as an assistant and head coach – Hall has been part of over 1,600 victories and seven trips to the College World Series.
 - Hall has led Tech to the NCAA Tournament on 22 occasions and guided the Jackets to the NCAA College World Series in 1994, 2002 and 2006 -- the program's only three berths.

HALL BY THE NUMBERS

1,411	Career wins as a head coach
1,203	Wins at Georgia Tech
163	Total draft picks coached at Tech
141	All-ACC honors
121	All-American selections by 46 GT players
52	Tech's school record for wins set in 2002
29	Freshman all-Americans
22	NCAA Regional appearances at Tech
18	Top-two ACC offensive finishes
19	Academic all-America honors by GT players
15	Yellow Jackets drafted in the first round
7	ACC regular season/division titles ('97, '00, '04, '05, '11, '19, '21)
6	NCAA Super Regional appearances at Tech
5	ACC tournament titles (2000, 2003, 2005, 2012, 2014)
3	ACC tournament titles (2000, 2003, 2005, 2012, 2014)

WINNINGEST ACTIVE DIVISION I BASEBALL COACHES ENTERING 2025 SEASON

Name	Seasons	Current School	At School Since	Wins	Losses	Ties	Win %
Paul Mainieri	39	South Carolina	2025	1505	777	7	.659
Danny Hall	37	Georgia Tech	1994	1411	774	1	.646
Elliott Avent	36	NC State	1996	1260	826	2	.604
Dave Van Horn	31	Arkansas	2003	1254	625	0	.667
Rich Hill	37	Hawaii	2022	1173	798	4	.595
Steve Owens	33	Rutgers	2020	1046	578	3	.644
Rick Heller	37	Iowa	2014	1041	778	5	.572
Tim Corbin	28	Vanderbilt	2003	1027	581	1	.639
Mike Bianco	27	Ole Miss	2001	1006	614	1	.621
Rich Maloney	29	Ball St.	2013	988	646	2	.605

2024 OVERALL STATS
**2024 Georgia Tech Baseball
Overall Statistics for Georgia Tech (as of Feb 11, 2025)
(All games Sorted by Batting avg)**

Record: 33-25 Home: 22-9 Away: 9-12 Neutral: 2-4 ACC: 15-15

Player	avg	gp-gs	ab	r	h	2b	3b	hr	rbi	tb	slg%	bb	hp	so	gdp	ob%	sf	sh	sb-att	po	a	e	fld%	
Drew Burress	.381	58-58	218	73	83	15	3	25	67	179	.821	58	5	37	6	.512	4	0	8-10	146	10	2	.987	
Trey Yunger	.332	53-51	211	50	70	8	0	5	29	93	.441	25	0	31	2	.401	1	3	12-13	77	5	2	.976	
Cam Jones	.319	58-58	226	46	72	13	0	5	34	100	.442	40	1	36	4	.422	1	1	30-31	304	20	2	.994	
Matthew Ellis	.310	58-57	216	51	67	12	0	16	60	127	.588	49	3	44	9	.438	4	0	0-0	230	22	1	.996	
Payton Green	.308	55-55	201	51	62	14	2	12	42	116	.577	30	6	37	1	.407	4	6	8-8	39	119	12	.929	
Parker Brosius	.298	46-33	114	31	34	7	1	2	28	49	.430	25	6	20	0	.442	2	3	9-9	66	0	1	.985	
Mike Becchetti	.298	54-50	178	35	53	8	0	9	39	88	.494	30	2	43	4	.403	1	1	1-1	72	124	2	.990	
Carson Kerce	.282	50-35	131	27	37	5	0	2	25	48	.366	21	4	36	4	.392	2	6	2-2	27	74	5	.953	
John Giesler	.282	41-41	156	34	44	17	1	10	43	93	.596	20	5	37	8	.379	1	0	0-0	161	36	2	.990	
Bobby Zmarzlak	.276	48-38	127	28	35	10	0	3	29	54	.425	26	9	38	4	.429	1	0	2-2	38	0	2	.950	

Ryan Jaros	.343	26-11	35	9	12	4	0	1	8	19	.543	10	2	11	0	.511	0	0	0-0	10	17	2	.931	
Jett Lovett	.273	16-1	11	2	3	1	0	0	2	4	.364	3	0	4	0	.429	0	0	0-0	1	0	0	1.000	
Michael Graziano	.250	9-1	8	2	2	0	0	0	2	2	.250	3	0	3	0	.455	0	0	0-0	2	0	0	1.000	
Vahn Lackey	.214	36-26	84	14	18	2	0	4	15	32	.381	12	3	18	4	.330	1	3	1-1	237	18	3	.988	
Tyler Minnick	.188	16-3	16	2	3	0	0	0	3	3	.188	2	0	7	0	.278	0	0	0-0	42	5	0	1.000	
Demitri Diamant	.167	15-4	18	4	3	1	0	1	2	7	.389	3	1	4	1	.318	0	0	0-0	5	9	1	.933	
Tyler Neises	.143	10-0	7	0	1	0	0	0	1	1	.143	1	0	4	0	.250	0	0	0-0	3	1	0	1.000	
Carsten Sabathia	.143	11-0	7	1	1	0	0	0	3	1	.143	1	0	4	0	.222	1	0	0-0	11	0	0	1.000	
Riley Stanford	.000	2-0	2	0	0	0	0	0	0	0	.000	0	0	1	0	.000	0	0	0-0	0	1	0	1.000	
Aidan Jolley	.000	4-0	2	1	0	0	0	0	1	0	.000	1	0	0	0	.333	0	0	0-0	1	0	0	1.000	
Brett Denby	.000	4-0	0	0	0	0	0	0	0	0	.000	0	0	0	0	.000	0	0	0-0	0	1	0	1.000	
Totals	.305	58	1968	461	600	117	7	95	433	1016	.516	360	47	415	47	.420	23	23	73-77	1492	504	44	.978	
Opponents	.283	58	1957	388	553	100	3	92	359	935	.478	248	70	510	24	.379	23	29	56-70	1465	549	53	.974	

LOB - Team (497), Opp (447). DPs turned - Team (36), Opp (58). CI - Team (0), Opp (2). IBB - Team (11), Burress, D 7, Ellis, M 3, Brosius, P 1, Opp (14). Picked off - Jones, C 3, Burress, D 2, Green, P 1.

(All games Sorted by Earned run avg)

Player	era	w-l	app	gs	cg	sho	sv	ip	h	r	er	bb	so	2b	3b	hr	b/avg	wp	hp	bk	sfa	sha		
Cam Jones	5.31	4-2	17	8	2	1/0	3	59.1	59	35	35	20	41	14	0	9	.261	3	6	0	3	1		
Aeden Finateri	6.24	6-4	16	16	0	0/0	0	75.0	95	55	52	22	80	10	0	19	.308	2	11	0	2	1		
Tate McKee	7.28	4-5	18	8	0	0/1	1	47.0	47	39	38	28	61	12	2	9	.257	3	4	1	2	2		

Michal Kovala	4.00	0-0	17	0	0	0/0	0	18.0	20	12	8	16	18	3	0	3	.290	7	3	0	1	3		
Carson Ballard	4.41	2-2	13	6	0	0/1	1	34.2	38	22	17	9	26	7	0	6	.286	1	2	1	1	3		
Demitri Diamant	4.50	0-0	3	0	0	0/0	0	2.0	1	1	1	2	1	0	0	0	.143	0	0	0	0	0		
Caden Gaudette	5.00	0-0	9	0	0	0/0	0	9.0	9	5	5	4	6	3	0	2	.273	1	1	0	0	1		
Camron Hill	5.56	3-1	14	5	0	0/0	0	34.0	30	22	21	19	44	7	1	9	.236	3	3	0	2	2		
Dawson Brown	5.58	2-0	24	0	0	0/0	4	30.2	25	20	19	12	45	4	0	3	.217	3	7	0	2	0		
Riley Stanford	5.94	2-1	19	0	0	0/1	1	16.2	22	15	11	12	18	3	0	3	.319	1	5	0	0	2		
Brett Thomas	6.14	4-2	24	1	0	0/1	1	29.1	31	22	20	27	32	5	0	2	.274	8	3	0	2	4		
Ben King	6.70	2-2	28	0	0	0/0	1	41.2	40	35	31	17	44	8	0	7	.252	3	11	1	2	6		
Brett Barfield	6.75	0-0	16	0	0	0/0	0	16.0	22	15	12	10	18	6	0	1	.314	0	3	0	0	0		
Jackson Gaspard	6.75	0-0	8	0	0	0/0	0	5.1	7	4	4	1	2	2	0	0	.318	0	1	0	0	0		
Mason Patel	8.25	2-3	14	5	0	0/0	0	36.0	54	33	33	16	32	9	0	6	.362	2	4	0	5	1		
Logan McGuire	8.63	2-3	12	8	0	0/0	0	32.1	33	32	31	20	34	6	0	9	.266	0	3	1	1	2		
Terry Busse	10.38	0-0	11	1	0	0/0	0	8.2	10	11	10	10	7	1	0	3	.294	1	2	2	0	1		
Camren Landry	43.20	0-0	3	0	0	0/0	0	1.2	8	8	8	1	1	0	0	1	.571	0	1	0	0	0		
Brett Denby	99.00	0-0	1	0	0	0/0	0	0.0	2	2	2	2	0	0	0	0	1.000	1	0	0	0	0		
Totals	6.48	33-25	58	58	2	2/1	12	497.1	553	388	358	248	510	100	3	92	.283	39	70	6	23	29		
Opponents	7.48	25-33	58	58	0	3/3	13	488.1	600	461	406	360	415	117	7	95	.305	70	47	5	23	23		

PB - Team (10), Lackey, V 5, Ellis, M 3, Minnick, T 1, Jolley, A 1, Opp (6). Pickoffs - Team (6), Ellis, M 2, Thomas, B 1, McKee, T 1, Patel, M 1, Lackey, V 1, Opp (6). SBA/ATT - Ellis, M (30-36), Lackey, V (21-27), King, B (10-11), Thomas, B (8-10), Brown, D (8-9), Finateri, A (5-7), McGuire, L (5-7), Ballard, C (2-4), Minnick, T (3-4), McKee, T (4-4), Jones, C (2-4), Stanford, R (3-3), Busse, T (2-3), Patel, M (2-3), Hill, C (2-2), Landry, C (1-1), Jolley, A (1-1), Diamant, D (1-1), Kovala, M (1-1).

2024 SEASON SUMMARY
**2024 Georgia Tech Baseball
Games Summary for Georgia Tech (as of Feb 11, 2025)
(All games)**

Score by innings	1	2	3	4	5	6	7	8	9	EX	Total
Georgia Tech	55	47	64	40	61	58	60	47	26	3	461
Opponents	56	34	37	54	48	40	47	36	29	7	388
Record when ...											
Overall	33-25			After 6 leading			25-4				
Conference	15-15		 trailing			7-17				
Non-Conference	18-10		 tied			1-4				
Home games	22-9			After 7 leading			21-3				
Away games	9-12		 trailing			6-18				
Neutral site	2-4		 tied			0-3				
Day games	26-16			After 8 leading			20-2				
Night games	7-9		 trailing			4-20				
vs Left starter	14-10		 tied			0-2				
vs Right starter	19-15										
1-Run games	4-3			Hit 0 home runs			2-10				
2-Run games	5-5			... 1 home run			9-10				
5+Run games	14-14			... 2+ home runs			22-5				
Extra innings	1-3										
Shutouts	2-3			Opponent 0 home runs			10-0				
			 1 home run			10-8				
Scoring 0-2 runs	0-8		 2+ HRs			13-17				
..... 3-5 runs	3-10										
..... 6-9 runs	13-6			Made 0 errors			18-6				
..... 10+ runs	17-1		 1 error			13-11				
			 2+ errors			2-8				
Opponent 0-2 runs	9-0										
..... 3-5 runs	12-4			Opp. made 0 errors			14-10				
..... 6-9 runs	9-9		 1 error			9-8				
..... 10+ runs	3-12		 2+ errors			10-7				
Scored in 1st inning	17-6			Out-hit opponent			25-4				
Opp. scored in 1st	10-13			Out-hit by opponent			4-19				
Scores first	18-9			Hits are tied			4-2				
Opp. scores first	15-16										

Record when team scores:

Runs	0	1	2	3	4	5	6	7	8	9	10+
W-L	0-3	0-2	0-3	1-5	1-4	1-1	3-1	3-2	3-1	4-2	17-1

Record when opponent scores:

Runs	0	1	2	3	4	5	6	7	8	9	10+
W-L	2-0	2-0	5-0	3-2	5-0	4-2	3-1	3-2	3-3	0-3	3-12

Record when leading after:

Inn.	1	2	3	4	5	6	7	8
W-L	14-3	17-5	23-6	22-7	23-5	25-4	21-3	20-2

Record when trailing after:

Inn.	1	2	3	4	5	6	7	8
W-L	8-11	8-14	7-17	7-15	10-18	7-17	6-18	4-20

Record when tied after:

Inn.	1	2	3	4	5	6	7	8
W-L	11-11	8-6	3-2	4-3	0-2	1-4	0-3	0-2

Current losing streak: 1
 Longest winning streak: 9
 Longest losing streak: 6

Home attendance : 37400 (31 dates avg = 1206)
 Away attendance : 90652 (26 dates avg = 3486)
 Total attendance: 128052 (57 dates avg = 2246)

2024 SITUATIONAL STATS
**2024 Georgia Tech Baseball
Batting Analysis for Georgia Tech (as of Feb 11, 2025)
(All games Sorted by Player Name)**

Player	vs left			vs right			w/runners			w/bases empty			w/bases load			as leadoff			fly	gnd	fly/
	h	ab	avg	h	ab	avg	h	ab	avg	h	ab	avg	h	ab	avg	rch	op	pct	out	out	gnd
Mike Becchetti	12	49	.245	41	12	.318	30	81	.370	23	97	.237	2	4	.500	21	54	.389	41	42	1.0
Parker Brosius	8	27	.296	26	87	.299	21	62	.339	13	52	.250	3	9	.333	16	37	.432	33	31	1.1
Drew Burress	30	69	.435	53	14	.356	40	10	.392	43	11	.371	4	12	.333	29	63	.460	54	42	1.3
Demitri Diamant	1	6	.167	2	12	.167	1	8	.125	2	10	.200	0	2	.000	2	4	.500	5	6	0.8
Matthew Ellis	29	72	.403	38	14	.264	41	12	.318	26	87	.299	3	14	.214	13	33	.394	54	52	1.0
John Giesler	17	57	.298	27	99	.273	28	95	.295	16	61	.262	3	6	.500	12	28	.429	37	37	1.0
Michael Graziano	1	4	.250	1	4	.250	1	5	.200	1	3	.333	1	2	.500	1	2	.500	2	1	2.0
Payton Green	26	65	.400	36	13	.265	28	96	.292	34	10	.324	2	7	.286	25	49	.510	64	45	1.4
Ryan Jaros	4	9	.444	8	26	.308	6	16	.375	6	19	.316	1	2	.500	5	10	.500	7	5	1.4
Aidan Jolley	0	1	.000	0	1	.000	0	1	.000	0	1	.000	0	0	.000	0	0	.000	2	0	99.9
Cam Jones	25	72	.347	47	15	.305	33	11	.300	39	11	.336	4	10	.400	26	54	.481	62	55	1.1
Carson Kerce	17	49	.347	20	82	.244	22	74	.297	15	57	.263	2	3	.667	12	26	.462	30	30	1.0
Vahn Lackey	4	22	.182	14	62	.226	9	42	.214	9	42	.214	0	4	.000	9	22	.409	18	33	0.5
Jett Lovett	0	1	.000	3	10	.300	2	7	.286	1	4	.250	1	2	.500	1	1	1.000	2	2	1.0
Tyler Minnick	0	7	.000	3	9	.333	1	10	.100	2	6	.333	1	2	.500	1	5	.200	1	5	0.2
Tyler Neises	0	0	.000	1	7	.143	1	5	.200	0	2	.000	0	0	.000	0	0	.000	1	1	1.0
Carsten Sabathia	0	0	.000	1	7	.143	1	7	.143	0	0	.000	0	1	.000	0	0	.000	2	1	2.0
Riley Stanford	0	0	.000	0	2	.000	0	2	.000	0	0	.000	0	1	.000	0	0	.000	0	1	0.0
Trey Yunger	20	66	.303	50	14	.345	32	89	.360	38	12	.311	3	8	.375	33	83	.398	49	61	0.8
Bobby Zmarzlak	14	38	.368	21	89	.236	24	72	.333	11	55	.200	3	6	.500	8	22	.364	27	27	1.0
Totals	208	614	.339	392	135	.290	321	101	.317	279	955	.292	33	95	.347	214	493	.434	491	477	1.0
Opponents	111	423	.262	442	153	.288	272	919	.296	281	103	.271	19	69	.275	201	502	.400	458	460	1.0

Player	pinch hitting			w/runners in scoring pos			w/runner on 3r and LT 2 out			with 2 outs			success adv runners			2- rnrns			rch	rch	kl
	h	ab	avg	h	ab	avg	rbi	op	pct	h	ab	avg	adv	op	pct	rbi	w/o	lob	err	fc	kl
Mike Becchetti	1	1	1.000	19	52	.365	11	14	.786	14	43	.326	50	91	.549	12	7	18	1	7	15
Parker Brosius	0	0	.000	14	40	.350	10	17	.588	9	35	.257	44	79	.557	7	10	29	1	3	6
Drew Burress	0	0	.000	22	59	.373	11	22	.500	22	50	.440	71	12	.577	25	13	29	6	7	14
Demitri Diamant	0	1	.000	0	5	.000	1	2	.500	2	7	.286	4	10	.400	1	2	7	0	0	1
Matthew Ellis	0	0	.000	27	77	.351	20	27	.741	18	78	.231	82	15	.539	15	22	63	3	3	9
John Giesler	0	0	.000	21	63	.333	13	20	.650	12	52	.231	46	10	.442	10	12	45	3	3	10
Michael Graziano	1	4	.250	1	4	.250	0	0	.000	2	5	.400	3	7	.429	2	0	5	0	0	0
Payton Green	0	0	.000	19	63	.302	9	18	.500	20	70	.286	56	11	.471	19	17	49	2	6	10
Ryan Jaros	0	2	.000	3	11	.273	2	2	1.000	6	13	.462	11	20	.550	5	0	11	1	1	4
Aidan Jolley	0	2	.000	0	0	.000	1	1	1.000	0	0	.000	1	2	.500	0	0	0	0	0	0
Cam Jones	0	0	.000	19	73	.260	12	20	.600	17	76	.224	64	12	.496	10	12	61	2	12	15
Carson Kerce	2	3	.667	16	50	.320	10	14	.714	12	46	.261	47	91	.516	9	20	42	4	5	8
Vahn Lackey	1	4	.250	8	35	.229	5	11	.455	5	25	.200	25	53	.472	3	5	25	0	6	8
Jett Lovett	2	4	.500	1	6	.167	0	1	.000	1	5	.200	3	8	.375	2	0	5	0	0	2
Tyler Minnick	0	2	.000	1	7	.143	1	3	.333	1	3	.333	4	11	.364	2	4	2	0	0	0
Tyler Neises	1	5	.200	0	4	.000	1	2	.500	0	2	.000	2	6	.333	0	0	2	0	0	1
Carsten Sabathia	1	3	.333	1	5	.200	3	4	.750	0	2	.000	3	9	.333	0	1	3	0	0	1
Riley Stanford	0	2	.000	0	2	.000	0	1	.000	0	1	.000	0	2	.000	0	0	2	0	0	0
Trey Yunger	0	1	.000	16	54	.296	7	11	.636	22	67	.328	49	98	.500	13	13	47	3	7	14
Bobby Zmarzlak	1	5	.200	18	54	.333	11	18	.611	11	42	.262	46	89	.517	8	7	31	1	5	10
Totals	10	39	.256	206	664	.310	128	208	.615	174	622	.280	611	120	.508	143	145	497	27	65	128
Opponents	9	35	.257	159	560	.284	84	145	.579	178	660	.270	522	106	.492	136	174	447	21	41	144

Success Advancing Runners = percentage of times the batter advanced at least one runner during a plate appearance
 #Rnrns Adv w/Out = TOTAL number of runners advanced when the player made an out

2024 STARTING PITCHER STATS

(All games Sorted by Earned run avg)

Player	era	w-l	app	gs	cg	sho	sv	ip	h	r	er	bb	so	2b	3b	hr	b/avg	wp	hp	bk	sfa	sha
Carson Ballard	4.37	2-2	6	6	0	0/1	0	22.2	27	16	11	5	16	6	0	4	.300	1	1	1	1	3
Camron Hill	5.03	1-1	5	5	0	0/0	0	19.2	15	12	11	11	28	3	0	4	.205	2	1	0	1	1
Cam Jones	5.27	3-1	8	8	2	1/0	0	42.2	41	25	25	12	24	8	0	7	.250	3	6	0	0	0
Aeden Finateri	6.24	6-4	16	16	0	0/0	0	75.0	95	55	52	22	80	10	0	19	.308	2	11	0	2	1
Mason Patel	7.91	0-2	5	5	0	0/0	0	19.1	31	17	17	6	16	4	0	3	.373	0	2	0	1	0
Tate McKee	8.01	3-2	8	8	0	0/0	0	30.1	29	28	27	16	40	7	2	7	.246	2	3	1	1	0
Logan McGuire	8.53	2-3	8	8	0	0/0	0	25.1	26	25	24	18	31	5	0	6	.274	0	3	1	1	2
Brett Thomas	27.00	0-1	1	1	0	0/0	0	1.1	2	4	4	1	1	0	0	1	.333	0	1	0	0	0
Terry Busse	54.00	0-0	1	1	0	0/0	0	1.0	3	6	6	3	0	1	0	0	.500	0	1	0	0	0
Totals	6.71	17-16	58	58	2	2/1	0	237.1	269	188	177	94	236	44	2	51	.285	10	29	3	7	7
Opponents	6.68	10-19	58	58	0	3/3	0	227.2	277	188	169	140	176	53	4	40	.301	23	14	3	4	11

2024 RELIEF PITCHER STATS

(All games Sorted by Earned run avg)

Player	era	w-l	app	gs	cg	sho	sv	ip	h	r	er	bb	so	2b	3b	hr	b/avg	wp	hp	bk	sfa	sha
Michal Kovala	4.00	0-0	17	0	0	0/0	0	18.0	20	12	8	16	18	3	0	3	.290	7	3	0	1	3
Carson Ballard	4.50	0-0	7	0	0	0/0	1	12.0	11	6	6	4	10	1	0	2	.256	0	1	0	0	0
Demitri Diamant	4.50	0-0	3	0	0	0/0	0	2.0	1	1	1	2	1	0	0	0	.143	0	0	0	0	0
Terry Busse	4.70	0-0	10	0	0	0/0	0	7.2	7	5	4	7	7	0	0	3	.250	1	1	2	0	1
Caden Gaudette	5.00	0-0	9	0	0	0/0	0	9.0	9	5	5	4	6	3	0	2	.273	1	1	0	0	1
Brett Thomas	5.14	4-1	23	0	0	0/1	1	28.0	29	18	16	26	31	5	0	1	.271	8	2	0	2	4
Cam Jones	5.40	1-1	9	0	0	0/0	3	16.2	18	10	10	8	17	6	0	2	.290	0	0	0	3	1
Dawson Brown	5.58	2-0	24	0	0	0/0	4	30.2	25	20	19	12	45	4	0	3	.217	3	7	0	2	0
Tate McKee	5.94	1-3	10	0	0	0/1	1	16.2	18	11	11	12	21	5	0	2	.277	1	1	0	1	2
Riley Stanford	5.94	2-1	19	0	0	0/1	1	16.2	22	15	11	12	18	3	0	3	.319	1	5	0	0	2
Camron Hill	6.28	2-0	9	0	0	0/0	0	14.1	15	10	10	8	16	4	1	5	.278	1	2	0	1	1
Ben King	6.70	2-2	28	0	0	0/0	1	41.2	40	35	31	17	44	8	0	7	.252	3	11	1	2	6
Brett Barfield	6.75	0-0	16	0	0	0/0	0	16.0	22	15	12	10	18	6	0	1	.314	0	3	0	0	0
Jackson Gaspard	6.75	0-0	8	0	0	0/0	0	5.1	7	4	4	1	2	2	0	0	.318	0	1	0	0	0
Mason Patel	8.64	2-1	9	0	0	0/0	0	16.2	23	16	16	10	16	5	0	3	.348	2	2	0	4	1
Logan McGuire	9.00	0-0	4	0	0	0/0	0	7.0	7	7	7	2	3	1	0	3	.241	0	0	0	0	0
Camren Landry	43.20	0-0	3	0	0	0/0	0	1.2	8	8	8	1	1	0	0	1	.571	0	1	0	0	0
Brett Denby	99.00	0-0	1	0	0	0/0	0	0.0	2	2	2	2	0	0	0	0	1.000	1	0	0	0	0
Totals	6.27	16-9	58	0	0	2/1	12	260.0	284	200	181	154	274	56	1	41	.280	29	41	3	16	22
Opponents	8.18	15-14	58	0	0	3/3	13	260.2	323	273	237	220	239	64	3	55	.308	47	33	2	19	12

GT BASEBALL CAREER STATS

Carson Ballard

Year	avg	gp-gs	ab	r	h	2b	3b	hr	rbi	tb	slg%	bb	hbp	so	gdp	ob%	sf	sh	sb-att	po	a	e	fld%
2024	.000	0-0	0	0	0	0	0	0	0	0	.000	0	0	0	0	.000	0	0	0-0	3	2	3	.625
TOTAL	.000	0-0	0	0	0	0	0	0	0	0	.000	0	0	0	0	.000	0	0	0-0	3	2	3	.625

Year	era	w-l	app	gs	cq	sho	sv	ip	h	r	er	bb	so	2b	3b	hr	bf	bavg	wp	hbp	bk	sfa	sha
2024	4.41	2-2	13	6	0	0/1	1	34.2	38	22	17	9	26	7	0	6	148	.286	1	2	1	1	3
TOTAL	4.41	2-2	13	6	0	0/1	1	34.2	38	22	17	9	26	7	0	6	148	.286	1	2	1	1	3

Brett Barfield

Year	avg	gp-gs	ab	r	h	2b	3b	hr	rbi	tb	slg%	bb	hbp	so	gdp	ob%	sf	sh	sb-att	po	a	e	fld%
2024	.000	0-0	0	0	0	0	0	0	0	0	.000	0	0	0	0	.000	0	0	0-0	0	1	1	.500
TOTAL	.000	0-0	0	0	0	0	0	0	0	0	.000	0	0	0	0	.000	0	0	0-0	0	1	1	.500

Year	era	w-l	app	gs	cq	sho	sv	ip	h	r	er	bb	so	2b	3b	hr	bf	bavg	wp	hbp	bk	sfa	sha
2024	6.75	0-0	16	0	0	0/0	0	16.0	22	15	12	10	18	6	0	1	83	.314	0	3	0	0	0
TOTAL	6.75	0-0	16	0	0	0/0	0	16.0	22	15	12	10	18	6	0	1	83	.314	0	3	0	0	0

Parker Brosius

Year	avg	gp-gs	ab	r	h	2b	3b	hr	rbi	tb	slg%	bb	hbp	so	gdp	ob%	sf	sh	sb-att	po	a	e	fld%
2023	.182	30-0	11	7	2	0	0	0	1	2	.182	2	0	2	0	.308	0	0	1-1	11	1	0	1.000
2024	.298	46-33	114	31	34	7	1	2	28	49	.430	25	6	20	0	.442	2	3	9-9	66	0	1	.985
TOTAL	.288	76-33	125	38	36	7	1	2	29	51	.408	27	6	22	0	.431	2	3	10-10	77	1	1	.987

Drew Burress

Year	avg	gp-gs	ab	r	h	2b	3b	hr	rbi	tb	slg%	bb	hbp	so	gdp	ob%	sf	sh	sb-att	po	a	e	fld%
2024	.381	58-58	218	73	83	15	3	25	67	179	.821	58	5	37	6	.512	4	0	8-10	146	10	2	.987
TOTAL	.381	58-58	218	73	83	15	3	25	67	179	.821	58	5	37	6	.512	4	0	8-10	146	10	2	.987

Brett Denby

Year	avg	gp-gs	ab	r	h	2b	3b	hr	rbi	tb	slg%	bb	hbp	so	gdp	ob%	sf	sh	sb-att	po	a	e	fld%
2024	.000	4-0	0	0	0	0	0	0	0	0	.000	0	0	0	0	.000	0	0	0-0	0	1	0	1.000
TOTAL	.000	4-0	0	0	0	0	0	0	0	0	.000	0	0	0	0	.000	0	0	0-0	0	1	0	1.000

Caden Gaudette

Year	avg	gp-gs	ab	r	h	2b	3b	hr	rbi	tb	slg%	bb	hbp	so	gdp	ob%	sf	sh	sb-att	po	a	e	fld%
2024	.000	0-0	0	0	0	0	0	0	0	0	.000	0	0	0	0	.000	0	0	0-0	1	1	0	1.000
TOTAL	.000	0-0	0	0	0	0	0	0	0	0	.000	0	0	0	0	.000	0	0	0-0	1	1	0	1.000

Year	era	w-l	app	gs	cq	sho	sv	ip	h	r	er	bb	so	2b	3b	hr	bf	bavg	wp	hbp	bk	sfa	sha
2024	5.00	0-0	9	0	0	0/0	0	9.0	9	5	5	4	6	3	0	2	39	.273	1	1	0	0	1
TOTAL	5.00	0-0	9	0	0	0/0	0	9.0	9	5	5	4	6	3	0	2	39	.273	1	1	0	0	1

John Giesler

Year	avg	gp-gs	ab	r	h	2b	3b	hr	rbi	tb	slg%	bb	hbp	so	gdp	ob%	sf	sh	sb-att	po	a	e	fld%
2020	.250	3-0	4	0	1	0	0	0	0	1	.250	0	0	2	0	.250	0	0	0-0	0	2	0	1.000
2022	.323	22-6	31	6	10	1	0	1	8	14	.452	5	3	11	1	.450	1	0	0-0	20	0	0	1.000
2023	.333	47-41	156	34	52	13	2	8	37	93	.596	23	4	28	3	.422	4	0	3-3	234	24	6	.977
2024	.282	41-41	156	34	44	17	1	10	43	93	.596	20	5	37	8	.379	1	0	0-0	161	36	2	.990
TOTAL	.308	113-88	347	74	107	31	3	19	88	201	.579	48	12	78	12	.404	6	0	3-3	415	62	8	.984

Carson Kerce

Year	avg	gp-gs	ab	r	h	2b	3b	hr	rbi	tb	slg%	bb	hbp	so	gdp	ob%	sf	sh	sb-att	po	a	e	fld%
2024	.282	50-35	131	27	37	5	0	2	25	48	.366	21	4	36	4	.392	2	6	2-2	27	74	5	.953
TOTAL	.282	50-35	131	27	37	5	0	2	25	48	.366	21	4	36	4	.392	2	6	2-2	27	74	5	.953

GT BASEBALL CAREER STATS

Vahn Lackey

Year	avg	gp-gs	ab	r	h	2b	3b	hr	rbi	tb	slg%	bb	hbp	so	gdp	ob%	sf	sh	sb-att	po	a	e	fld%
2024	.214	36-26	84	14	18	2	0	4	15	32	.381	12	3	18	4	.330	1	3	1-1	237	18	3	.988
TOTAL	.214	36-26	84	14	18	2	0	4	15	32	.381	12	3	18	4	.330	1	3	1-1	237	18	3	.988

Tate McKee

Year	avg	gp-gs	ab	r	h	2b	3b	hr	rbi	tb	slg%	bb	hbp	so	gdp	ob%	sf	sh	sb-att	po	a	e	fld%
2024	.000	0-0	0	0	0	0	0	0	0	0	.000	0	0	0	0	.000	0	0	0-0	2	6	0	1.000
TOTAL	.000	0-0	0	0	0	0	0	0	0	0	.000	0	0	0	0	.000	0	0	0-0	2	6	0	1.000

Year	era	w-l	app	gs	cq	sho	sv	ip	h	r	er	bb	so	2b	3b	hr	bf	bavg	wp	hbp	bk	sfa	sha
2024	7.28	4-5	18	8	0	0/1	1	47.0	47	39	38	28	61	12	2	9	219	.257	3	4	1	2	2
TOTAL	7.28	4-5	18	8	0	0/1	1	47.0	47	39	38	28	61	12	2	9	219	.257	3	4	1	2	2

Tyler Neises

Year	avg	gp-gs	ab	r	h	2b	3b	hr	rbi	tb	slg%	bb	hbp	so	gdp	ob%	sf	sh	sb-att	po	a	e	fld%
2024	.143	10-0	7	0	1	0	0	0	1	1	.143	1	0	4	0	.250	0	0	0-0	3	1	0	1.000
TOTAL	.143	10-0	7	0	1	0	0	0	1	1	.143	1	0	4	0	.250	0	0	0-0	3	1	0	1.000

Mason Patel

Year	avg	gp-gs	ab	r	h	2b	3b	hr	rbi	tb	slg%	bb	hbp	so	gdp	ob%	sf	sh	sb-att	po	a	e	fld%
2024	.000	0-0	0	0	0	0	0	0	0	0	.000	0	0	0	0	.000	0	0	0-0	3	4	0	1.000
TOTAL	.000	0-0	0	0	0	0	0	0	0	0	.000	0	0	0	0	.000	0	0	0-0	3	4	0	1.000

Year	era	w-l	app	gs	cq	sho	sv	ip	h	r	er	bb	so	2b	3b	hr	bf	bavg	wp	hbp	bk	sfa	sha
2024	8.25	2-3	14	5	0	0/0	0	36.0	54	33	33	16	32	9	0	6	175	.362	2	4	0	5	1
TOTAL	8.25	2-3	14	5	0	0/0	0	36.0	54	33	33	16	32	9	0	6	175	.362	2	4	0	5	1

Riley Stanford

Year	avg	gp-gs	ab	r	h	2b	3b	hr	rbi	tb	slg%	bb	hbp	so	gdp	ob%	sf	sh	sb-att	po	a	e	fld%
2023	.200	2-0	5	1	1	0	0	0	0	1	.200	0	0	4	0	.200	0	0	0-0	0	0	0	.000
2024	.000	2-0	2	0	0	0	0	0	0	0	.000	0	0	1	0	.000	0	0	0-0	0	1	0	1.000
TOTAL	.143	4-0	7	1	1	0	0	0	0	1	.143	0	0	5	0	.143	0	0	0-0	0	1	0	1.000

Year	era	w-l	app	gs	cq	sho	sv	ip	h	r	er	bb	so	2b	3b	hr	bf	bavg	wp	hbp	bk	sfa	sha
2024	5.94	2-1	19	0	0	0/1	1	16.2	22	15	11	12	18	3	0	3	88	.319	1	5	0	0	2
TOTAL	5.94	2-1	19	0	0	0/1	1	16.2	22	15	11	12	18	3	0	3	88	.319	1	5	0	0	2

TV/RADIO ROSTER



#1

PARKER BROSIUSOF • R/L • 6-2 • 193 • Jr.
Suwanee, Ga. (Lambert HS)

#2

KYLE LODISEINF • R/R • 5-11 • 180 • Jr.
Brunswick, Ga. (Augusta)

#3

CARSON KERCEINF • R/R • 6-1 • 200 • Soph.
Marietta, Ga. (Pope HS)

#4

ALEX HERNANDEZRHP/INF • R/R • 6-2 • 188 • Fr.
Cumming, Ga. (Forsyth Central)

#5

COOPER MCMULLENRHP • R/R • 6-3 • 186 • Fr.
Bonaire, Ga. (Tattnall Square Academy)

#6

CALEB DANIELUTL • L/R • 5-11 • 183 • Fr.
Cartersville, Ga. (Cartersville HS)


#7

WILL BAKERINF • L/R • 6-0 • 188 • Fr.
Upper Coomera, Queensland, Australia

#8

DREW BURRESEOF • R/R • 5-9 • 182 • Soph.
Houston County, Ga. (Houston Co. HS)


#9

CONNOR SHOUSERHP/INF • R/R • 6-1 • 175 • Fr.
Perry, Ga. (Pickens Co. HS)

#10

KENT SCHMIDTINF • L/R • 6-0 • 221 • Soph.
Marietta, Ga. (Georgia Southern)


#12

SAM SWYBERTRHP • R/R • 6-1 • 215 • 5th
Springfield, SC (The Citadel)

#14

CAYDEN SHEFFIELDOF • R/R • 6-1 • 184 • Fr.
Dallas, Ga. (North Paulding HS)


#15

RILEY STANFORDRHP • R/R • 6-4 • 236 • R-SO.
Gainesville, Ga. (Buford HS)

#16

ETHAN MURRAYINF • R/R • 6-2 • 195 • Fr.
Buford, Ga. (Buford HS)

#18

COLE ROYERRHP • R/R • 6-5 • 185 • Fr.
Waynesville, Ga. (Pierce Co. HS)

#19

NATHANAEL COUPETC/OF • R/R • 5-11 • 205 • Soph.
Boynton Beach, Fl. (North Broward Prep)


#20

CADAN SPIVEYRHP • R/R • 6-2 • 195 • Jr.
Vidalia, Ga. (Notre Dame)


#21

JOHN GIESLERINF • R/R • 6-3 • 224 • 6th
Marietta, Ga. (Walton HS)


#22

TATE MCKEERHP • R/R • 6-3 • 203 • Soph.
Kennesaw, Ga. (Mount Paran Christian)


#24

JOSHUA EVANSLHP • S/L • 6-3 • 187 • Fr.
Lawrenceville, Ga. (Peachtree Ridge HS)


#25

VAHN LACKEYC/INF • R/R • 6-1 • 213 • Soph.
Suwanee, Ga. (Collins Hill HS)


#26

RYAN JOHNSONRHP • R/R • 6-4 • 168 • Fr.
Dallas, Ga. (Cartersville HS)

#27

BRETT DENBYINF • R/R • 5-11 • 180 • Jr.
New Albany, Ind. (Jefferson HS)

#28

JACKSON SOBELLHP • L/L • 6-2 • 186 • Soph.
Charleston, SC
(Oceanside Collegiate Academy)


#29

MASON PATELRHP • R/R • 6-1 • 210 • 5th
Knoxville, Tenn. (Georgia State)


#30

PORTER BURSEMARHP • R/R • 6-1 • 198 • Soph.
Woodstock, Ga. (Georgia Southern)


#31

JACKSON BLAKELYRHP • R/R • 6-0 • 211 • Fr.
Thomaston Ga. (Upson-Lee HS)


#32

BRETT BARFIELDLHP • L/L • 6-1 • 198 • Jr.
Cumming, Ga. (Florida State)


#34

DREW ROGERSC • R/R • 6-1 • 220 • Fr.
Tempe, Ariz. (Hamilton HS)

#35

JAKE LANKIERHP • R/R • 6-2 • 200 • Soph.
Alpharetta, Ga. (Georgia)

#36

THORPE MUSCIRHP • R/R • 6-0 • 201 • Fr.
Lilburn, Ga. (Parkview HS)

#37

CADAN GAUDETTERHP • R/R • 6-0 • 207 • R-SO.
Alpharetta, Ga. (Milton HS)


#38

CARSON BALLARDRHP • R/R • 6-4 • 197 • Jr.
Alpharetta, Ga. (Wesleyan HS)


#39

TYLER NEISESUTL • L/R • 6-3 • 220 • Soph.
Dalton, Ga. (Dalton HS)


#40

NATHAN WAUGHC • R/R • 6-5 • 230 • 5th
Placentia, Calif. (Cornell)


#42

JAYLEN PADENRHP • R/R • 5-10 • 195 • 5th
Atlanta, Ga. (Georgia Southern)

#43

DIMITRI ANGELAKOSRHP • R/R • 6-1 • 210 • Fr.
Woodstock, GA. (Etowah HS)

#45

CONNOR CHICOLIRHP • R/R • 6-3 • 185 • Fr.
Raleigh, NC (Pro5 Baseball Academy)


#47

SEBASTIAN LIPPMANRHP • S/R • 6-2 • 185 • Fr.
Plainview, NY
(Plainview-Old Bethpage/JFK HS)


#49

KAYDEN CAMPBELLLHP • R/L • 6-2 • 205 • Jr.
Cincinnati, Ohio (Louisville)

#50

REID BROSNANRHP • R/R • 6-3 • 195 • Fr.
Atlanta, Ga. (Lakeside HS)

#54

RILEY HASENSTABRHP • R/R • 6-2 • 200 • Fr.
Duluth, Ga. (Duluth HS)

#55

ADAM MCKELVEYLHP • L/L • 6-3 • 229 • Fr.
Roswell, Ga. (Roswell HS)

#99

BRADY JONESRHP • R/R • 6-0 • 204 • Jr.
Decatur, Ga. (Georgia State)