

GEORGIA TECH®

130TH SEASON • 35 NCAA REGIONAL APPEARANCES • 3 COLLEGE WORLD SERIES APPEARANCES • 9 ACC CHAMPIONSHIPS

2025 Official Game Notes | RamblinWreck.com | Contact: Anthony Brandt • abrandt@athletics.gatech.edu • (817) 757-6979

GEORGIA TECH BY THE NUMBERS

Overall Record.....	3-0
ACC Record.....	0-0
at Mac Nease Baseball Park.....	3-0
Road Games.....	0-0
Neutral Site Games.....	0-0
Streak.....	W3
Last 10.....	3-0

2025 SCHEDULE / RESULTS

Date	Opponent	Time/Result
2/14	OLD DOMINION	W, 3-2
2/15	OLD DOMINION	W, 7-3
2/16	OLD DOMINION	W, 7-4
2/18	GEORGIA SOUTHERN	6 pm
2/21	MARSHALL	4 pm
2/22	MARSHALL	2 pm
2/23	MARSHALL	1 pm
2/24	MARSHALL	1 pm
2/26	WEST GEORGIA	4 pm
2/28	WESTERN MICHIGAN	4 pm
3/1	WESTERN MICHIGAN	2 pm
3/2	WESTERN MICHIGAN	1 pm
3/4	KENNESAW STATE	4 pm
3/7	VIRGINIA TECH	4 pm
3/8	VIRGINIA TECH	3 pm
3/9	VIRGINIA TECH	1 pm
3/11	GEORGIA STATE	6 pm
3/14	PITTSBURGH	6 pm
3/15	PITTSBURGH	4 pm
3/16	PITTSBURGH	1 pm
3/18	GARDNER-WEBB	6 pm
3/21	NOTRE DAME	4:30 pm
3/22	NOTRE DAME	2 pm
3/23	NOTRE DAME	1 pm
3/25	KENNESAW STATE	6 pm
3/28	CLEMSON	6 pm
3/29	CLEMSON	4 pm
3/30	CLEMSON	1 pm
4/1	MERCER	8 pm
4/4	STANFORD	9 pm
4/5	STANFORD	5 pm
4/6	STANFORD	4 pm
4/8	AUBURN	6 pm
4/11	CALIFORNIA	6 pm
4/12	CALIFORNIA	4 pm
4/13	CALIFORNIA	1 pm
4/15	GEORGIA*	7 pm
4/18	MIAMI	8 pm
4/19	MIAMI	4 pm
4/20	MIAMI	1 pm
4/22	AUBURN	7 pm
4/25	VIRGINIA	6 pm
4/26	VIRGINIA	4 pm
4/27	VIRGINIA	1 pm
5/2	WESTERN CAROLINA	6 pm
5/3	WESTERN CAROLINA	4 pm
5/4	WESTERN CAROLINA	1 pm
5/6	GEORGIA SOUTHERN	6 pm
5/7	MERCER	6 pm
5/9	LOUISVILLE	6 pm
5/10	LOUISVILLE	4 pm
5/11	LOUISVILLE	1 pm
5/15	DUKE	6 pm
5/16	DUKE	6 pm
5/17	DUKE	6 pm
5/20	ACC TOURNAMENT	DURHAM N.C.

* Game held at Truist Park
Home games in Gold

MIDWEEK 1: GEORGIA TECH VS GEORGIA SOUTHERN



GEORGIA TECH YELLOW JACKETS

Overall Record.....	3-0
Ranking	rv (USA Today) (NCBWA)
Head Coach	Danny Hall
Career Record	1,414-774-1 (38th season)
Record at GT	1,206-657-1 (32nd season)
Record Last Week.....	3-0 vs. Old Dominion



GEORGIA SOUTHERN EAGLES

Overall Record.....	3-0
Ranking	N/A
Head Coach	Rodney Hennon
Career Record	939-628-1 (28th season)
Record at GSU	858-590 (26th season)
Record Last Week.....	3-0 vs. Western Carolina

MATCHUPS AT A GLANCE

GT	OFFENSE	GSU	GT	PITCHING/DEFENSE	GSU
.225	Batting	.239	2.67	ERA	2.33
.393	Slugging	.500	27.0	IP	27.0
.349	On-Base Pct.	.400	0	CGs	.0
6	Doubles	8	1	Saves	1
0	Triples	0	40/14	K/BB	22/6
3	Home Runs	5	.200	OBA	.246
15	Walks	20	3	Errors	0
3/3	SB/SBA	3/3	2	Double Plays	4

PROBABLE PITCHERS

Tuesday



Connor Chicoli
#45 - Freshman
Raleigh, N.C.
Ranked #342 in '24 Class

GAME COVERAGE

Date	TV/Stream	Play-by-Play/Analyst	Radio	PxP
Feb. 18	ESPN+	Wiley Ballard/Dusty Isaacs	GT App	Colin Lacy

TOP STORYLINES

- Georgia Tech baseball returns for its 130th season in 2025 after reaching the final game of the 2024 Athens Regional last season.
- The Yellow Jackets return 15 players from last year's roster including 5 starters from the Regional Final.
- Headlining the returners is 2024 National Freshman of the Year and No. 1 sophomore in college baseball (according to Perfect Game), Drew Burress. Burress returns after leading Georgia Tech in a myriad of categories, including average (.381), home runs (25) and RBI (67), becoming the 12th Yellow Jacket to win Tech's triple crown.
- He has been dubbed a preseason 1st team All-American by multiple outlets for 2025 & is currently the NCAA's active leader in slugging percentage across all divisions (.806).
- Burress kicked off his sophomore encore with a walk-off grand slam on Saturday, his first walk off HR in college.
- The Jackets feature 10 transfers and 15 freshman - the No. 2 ranked recruiting class in the nation according to Perfect Game - Tech's highest ranked class since PG started ranking in 2011.
- The class features 3 players ranked in PG's National top-100: Drew Rogers (Catcher - No. 23), Connor Shouse (RHP/INF - No. 83), Alex Hernandez (RHP/INF - No. 96). It also contains one draft pick - Cole Royer - drafted in the 20th round (601st overall) by the Yankees.
- Head Coach Danny Hall enters his 32nd season at GT and his 38th year as a college head coach. He currently has 1,414 career wins - the 11th most all-time and 2nd most among active NCAA head coaches after South Carolina hired Paul Mainieri (1,508) out of retirement this season.
- GT swept Old Dominion on Opening Weekend, the 4th straight opening weekend sweep.
- The pitching staff was the highlight of the opening series, allowing only nine runs over the course of three games, a 10-run improvement after averaging 19 runs allowed over the previous three opening series sweeps.
- The Jacket pitchers struck out a total of 40 batters over the weekend - tied with 2022 for the most strikeouts through three games since at least 2000.
- Jaylen Paden returned to the mound for the 1st time in 710 days - since 2023 - getting the win on Opening Day after pitching the final 2.0 innings - 4 Ks, 0 base runners

2024 QUICK FACTS
GENERAL INFORMATION

School..... Georgia Institute of Technology (Georgia Tech)
Location..... Atlanta, Ga.
Enrollment..... 45,295
Founded..... 1885
Nickname..... Yellow Jackets, Ramblin' Wreck
Mascot..... "Buzz" the Yellow Jacket
Official Colors..... Tech Gold and White
Conference..... Atlantic Coast Conference (ACC)
President..... Dr. Angel Cabrera
Faculty Athletic Representative..... Dr. Jenna Jordan
Director of Athletics..... J Batt
Website..... www.RamblinWreck.com

BASEBALL STAFF

Head Coach..... Danny Hall (32nd season)
 Alma Mater, Year..... Miami-Ohio, 1977
Associate Head Coach / Recruiting - James Ramsey (7th year)
 Alma Mater, Year..... Florida State, 2012
Assistant Coach/Pitching..... Matt Taylor (2nd year)
 Alma Mater, Year..... Columbus State, 2017
Assistant Coach/Catchers..... Josh Schulman (1st year)
 Alma Mater, Year..... Rochester, 2015 & Texas A&M, 2017
Director of Baseball Operations..... Scott Stricklin
Strength and Conditioning..... Steve Tamborra
Athletic Trainer..... Paul Wolkoff
Equipment Manager..... Bill Shackelford

HISTORICAL INFORMATION

Record Since 1895..... 2,643-1,703-27 (.604)
Record at Mac Nease Baseball Park (since 1985)..... 1,036-340-1 (.755)
ACC Regular Season Record (since 1980)..... 608-451-2 (.571)
ACC Regular Season Championships (Divisional)..... 9
 1987, 1993, 1997, 2000, 2004, 2005, (2011, 2019, 2021)
ACC Tournament Appearances..... 43
ACC Tournament Record..... 83-69 (.546)
ACC Tournament Championships..... 9
 1985, 1986, 1987, 1988, 2000, 2003, 2005, 2012, 2014
NCAA Tournament Appearances..... 35
 1959, 1971, 1985, 1986, 1987, 1988, 1989, 1990, 1991,
 1992, 1993, 1994, 1995, 1996, 1997, 1998, 2000, 2001,
 2002, 2003, 2004, 2005, 2006, 2008, 2009, 2010, 2011,
 2012, 2013, 2014, 2016, 2019, 2021, 2022, 2024
NCAA Tournament Record..... 79-71 (.527)
NCAA Super Regional Appearances..... 5
 2000, 2002, 2004, 2005, 2006
College World Series Appearances..... 3
 1994 (2nd), 2002 (T-5th), 2006 (T-7th)
College World Series Record..... 4-5 (.444)

STADIUM INFORMATION

Name..... Mac Nease Baseball Park at Russ Chandler Stadium
Year Opened..... 1985
Last Renovated..... 2020-21
Capacity..... 3,194
Dimensions..... 329-382-390-350-334
Fence Height..... 10 feet
Address..... Fowler Street & Fifth Street, Atlanta, Ga. 30332

2025 TEAM INFORMATION

Lettermen Returning..... 15
Starting Position Player..... 4
Starting Pitchers..... 2
Newcomers..... 29

2024 YEAR IN REVIEW

Overall Record..... 33-25
ACC Record..... 15-15
ACC Finish..... Fourth - Coastal
ACC Tournament..... 0-2
Final Ranking..... N/A

NO.	NAME	POS.	YR	B/T	HT	WT	HOMETOWN/LAST SCHOOL
1	Parker Brosius	OF	JR	R/L	6'1"	193	Suwanee, GA. (Lambert HS)
2	Kyle Lodise	INF	JR	R/R	5'11"	180	Brunswick, GA. (Augusta)
3	Carson Kerce	INF	Soph.	R/R	5'11"	200	Marietta, GA. (Pope HS)
4	Alex Hernandez	RHP/INF	FR	R/R	6'2"	188	Cumming, GA. (Forsyth Central HS)
5	Cooper McMullen	RHP/OF	FR	R/R	6'3"	186	Bonaire, GA. (Tattnall Square Academy)
6	Caleb Daniel	C/UTL	FR	L/R	5'11"	183	Cartersville, GA. (Cartersville HS)
7	William Baker	INF/UTL	FR	L/R	6'0"	188	Upper Coomera, Queensland Australia
8	Drew Burress	OF	Soph.	R/R	5'9"	182	Houston County, GA. (Houston County HS)
9	Connor Shouse	RHP/INF	FR	R/R	6'1"	175	Perry, GA. (Pickens County HS)
10	Kent Schmidt	INF	Soph.	L/R	6'0"	221	Marietta, GA. (Georgia Southern)
12	Sam Swygert	RHP	5th	R/R	6'1"	215	Springfield, SC (The Citadel)
14	Cayden Sheffield	C/OF	FR	R/R	6'1"	184	Dallas, GA. (North Paulding HS)
15	Riley Stanford	RHP/OF	JR	R/R	6'4"	236	Gainesville, GA. (Buford HS)
16	Ethan Murray	INF	FR	R/R	6'2"	195	Buford, GA. (Buford HS)
18	Cole Royer	RHP	FR	R/R	6'5"	185	Waynesville, GA. (Pierce County HS)
19	Nathanael Coupet	C/OF	Soph.	R/R	5'11"	205	Boynton Beach, FL (North Broward Prep)
20	Caden Spivey	RHP	JR	R/R	6'2"	195	Vidalia, GA. (Notre Dame)
21	John Giesler	INF	6th	R/R	6'3"	224	Marietta, GA. (Walton HS)
22	Tate McKee	RHP	Soph.	R/R	6'3"	203	Kennesaw, GA. (Mount Paran Christian)
24	Joshua Evans	LHP/OF	FR	S/L	6'3"	187	Lawrenceville, GA. (Peachtree Ridge HS)
25	Vahn Lackey	C/INF	Soph.	R/R	6'1"	213	Suwanee, GA. (Collins Hill HS)
26	Ryan Johnson	RHP	FR	R/R	6'4"	168	Dallas, GA. (Cartersville HS)
27	Brett Denby	INF	Soph.	R/R	5'11"	170	New Albany, IN (Jefferson HS)
28	Jackson Sobel	LHP	Soph.	L/L	6'2"	186	Charleston, SC (Oceanside Collegiate Academy)
29	Mason Patel	RHP	5th	R/R	6'1"	210	Knoxville, TN Georgia State)
30	Porter Buursema	RHP	Soph.	R/R	6'1"	195	Woodstock, GA. (Georgia Southern)
31	Jackson Blakely	RHP	FR	R/R	6'0"	211	Thomaston GA. (Upson-Lee HS)
32	Brett Barfield	LHP	JR	L/L	6'1"	198	Cumming, GA. (Florida State)
34	Drew Rogers	C/INF	FR	R/R	6'1"	220	Tempe, AZ (Hamilton HS)
35	Jake Lankie	RHP	Soph.	R/R	6'2"	200	Alpharetta, GA. (Georgia)
36	Thorpe Musci	RHP	FR	R/R	6'0"	201	Lilburn, GA. (Parkview HS)
37	Caden Gaudette	RHP R-Soph.	R/R	R/R	6'0"	207	Alpharetta, GA. (Milton HS)
38	Carson Ballard	RHP	JR	R/R	6'4"	197	Alpharetta, GA. (Wesleyan HS)
39	Tyler Neises	INF/OF	Soph.	L/R	6'3"	220	Dalton, GA. (Dalton HS)
40	Nathan Waugh	C	5th	R/R	6'5"	230	Placentia, Calif. (Cornell)
42	Jaylen Paden	RHP	5th	R/R	5'10"	195	Atlanta, GA. (Georgia Southern)
45	Connor Chicoli	RHP	FR	R/R	6'3"	185	Raleigh, NC (Pro5 Baseball Academy)
49	Kayden Campbell	LHP	JR	R/L	6'2"	205	Cincinnati, OH (Louisville)
55	Adam McKelvey	LHP	FR	L/L	6'3"	229	Roswell, GA. (Roswell HS)
99	Brady Jones	RHP	JR	R/R	6'0"	204	Decatur, GA. (Georgia State)

Coaching Staff

Head Coach – Danny Hall (32nd season)
Associate Head Coach/Recruiting Coordinator – James Ramsey (7th season)
Assistant Coach – Josh Schulman (1st season)
Assistant Coach /Pitching – Matt Taylor (2nd Season)
Director of Pitching - Jason Richman (2nd Season)
Director of Operations - Scott Stricklin (1st season)
Player Development Coach - Steve Tamborra (25th season)
Undergraduate Student Assistant - Daniel Palka (1st Season)
Athletic Trainer - Paul Wolkoff (16th season)

PRO-NUN-SEE-AY-SHUN GUIDE

Parker Brosius..... BRO-zhus
 Kyle Lodise..... LOW-deese
 Carson Kerce..... like "Curse"
 Nathanael Coupet..... coo-PAY
 John Giesler..... GEESE-ler
 Vahn Lackey..... Vaughn
 Thorpe Musci..... like "Musky"
 Tyler Neises..... NEE-sis
 Nathan Waugh..... WAH
 Jaylen Paden..... PAY-din
 Dimitri Angelakos.... angel-LAH-kos
 Connor Chicoli..... chick-COLE-ee
 Riley Hasenstab..... ha-sin-STAHB
 Adam McKelvey..... mick-KEL-vee
 Josh Schulman..... SHOOL-man

RECRUITING SUCCESS

• Tech has now signed top-5 classes in four of the last six years, top-10 classes in five of the last six years, and six-straight top-20 Perfect Game recruiting classes, leading the Atlantic Coast Conference in all categories.

• The 2024 freshman class was rated No. 2 in the nation and features three players ranked in PG's National top-100: Drew Rogers (No. 23 prospect / No. 3 Catcher), Connor Shouse (No. 83 prospect / No. 22 SS) and Alex Hernandez (No. 96 prospect / No. 8 3B).

• This class also contains one draft pick from the 2024 MLB draft who chose to come to GT instead (Cole Royer – drafted in the 20th round (601st overall) by the New York Yankees).

JACKETS FROM 2024 NO. 2 RECRUITING CLASS

Name	Hometown	Position	PG National Ranking
Dimitri Angelakos	Woodstock, Ga.	RHP	---
Will Baker	Upper Coomera, Queensland, Australia	INF	---
Jackson Blakely	Thomaston, Ga.	RHP	---
Reid Brosnan	Atlanta, Ga.	RHP	---
Connor Chicoli	Raleigh N.C.	RHP	342
Caleb Daniel	Cartersville, Ga.	UTL	187
Joshua Evans	Lawrenceville, Ga.	LHP	256
Riley Hasenstab	Duluth, Ga.	RHP	---
Alex Hernandez	Cumming, Ga.	RHP/INF	96
Ryan Johnson	Dallas, Ga.	RHP	462
Sebastian Lippman	Plainview, N.Y.	RHP	246
Adam McKelvey	Roswell, Ga.	LHP	---
Cooper McMullen	Bonaire, Ga.	RHP/OF	364
Ethan Murray	Buford, Ga.	INF	282
Thorpe Musci	Lilburn, Ga.	RHP	223
Drew Rogers	Tempe, Ariz.	C	23
Cole Royer	Waynesville, Ga.	RHP	302
Cayden Sheffield	Dallas, Ga.	OF	262
Connor Shouse	Perry, Ga.	RHP/INF	83

JACKETS FROM 2023 NO. 5 RECRUITING CLASS

Name	Hometown	Position
Drew Burress	Houston County, Ga.	OF
Nathanael Coupet	Boynton Beach, Fla.	C
Brett Denby	New Albany, Ind.	INF
Carson Kerce	Marietta, Ga.	INF
Vahn Lackey	Suwanee, Ga.	C
Tate McKee	Kennesaw, Ga.	RHP
Tyler Neises	Dalton, Ga.	INF
Jackson Sobel	Charleston, S.C.	LHP

JACKETS FROM 2022 NO. 3 RECRUITING CLASS

Name	Hometown	Position
Parker Brosius	Suwanee, Ga.	OF
Riley Stanford	Gainesville, Ga.	OF/RHP
Caden Gaudette	Alpharetta, Ga.	RHP
Carson Ballard	Alpharetta, Ga.	RHP

JACKETS FROM 2020 NO. 4 RECRUITING CLASS

Name	Hometown	Position
John Giesler	Marietta, Ga.	INF

CARDIAC JACKETS

• Georgia Tech baseball has been in for exciting baseball since 2019, posting a 32-20 record in one-run games.

• Since 2002, Tech has posted a nearly 60-percent win percentage in one-run games (.585).

GT BASEBALL RECORD IN 1-RUN GAMES - SINCE 2002

Year	Record	Pct.
2025	1-0	1.000
2024	4-3	.571
2023	4-6	.400
2022	6-3	.667
2021	8-4	.667
2020	2-2	.500
2019	10-5	.667
2018	4-5	.444
2017	3-9	.250
2016	8-5	.615
2015	9-3	.750
2014	8-10	.444
2013	8-6	.571
2012	9-7	.563
2011	5-5	.500
2010	5-2	.714
2009	7-3	.700
2008	9-4	.692
2007	5-5	.500
2006	9-6	.600
2005	9-9	.500
2004	10-5	.667
2003	7-4	.636
2002	10-3	.769
TOTAL	158-112	.585

• The Cardiac Jackets wasted no time returning for 2025, winning opening day by one run, 3-2, after scoring the go-ahead run in the bottom of the eighth after an infield grounder from **Nathan Vaughn** gave just enough time for **Drew Burress** to come sliding home from third, despite a five-man infield from ODU.

• In the 2nd game, Tech fell behind, 3-0 before recording an out, only for the bullpen to come in and pitch 9.0 innings of scoreless ball, striking out a season high 16 and only allowing three base hits. The outstanding effort from the bullpen kept the game, 3-0, until the bottom of the ninth, when Tech exploded for seven runs, the most scored in a ninth inning in a decade of GT baseball.

• That 7 run 9th inning began with a 5-pitch walk drawn by

Nathan Vaughn before **Vahn Lackey** delivered his 2nd hit of the game to put runners at 1st and 2nd. **Alex Hernandez** drew a walk on 4 pitches to load the bases for **Tyler Neises** who connected on an 0-1 pitch, driving it into left field for a single and cutting the deficit to one run, 3-2. **Will Baker** reached on an error when his sacrifice bunt was mishandled by the ODU pitcher, loading the bases for **Kyle Lodise** who accepted his second walk of the day to bring home Hernandez from third and tie the game. The very next batter was **Drew Burress** and he made no mistake, smashing a 1-0 pitch over the wall in right field for the walk-off opposite field grand slam.

IT STARTS AT HOME...

• Since 1985, Tech has won a whopping .755 percent of its games at home (1,029-335-1).

• In 31 home games in 2024, Tech has hit .339 with 75 doubles, five triples and 61 home runs for 279 RBI.

• In 30 home games last season, Tech was 23-7 and hit a blistering .357 with 86 doubles, 10 triples and 63 home runs.

• Since 2002, Tech has only hit below .300 at home in two full seasons – 2017 and 2021.

CHASE FOR THE TOP 10

• ABCA Hall of Famer **Danny Hall** became the 11th NCAA Division I coach all-time to reach the 1,400 career win mark on April 14 when Tech defeated then-No. 16 Virginia Tech, 11-7.

• In addition to his career-win milestone, Coach Hall also reached the 1,200 wins at Georgia Tech after defeating No. 9 Duke on May 12.

• He currently has 1,411 career wins – the 2nd most among active NCAA head coaches after South Carolina hired Paul Mainieri (1,505 career wins) this season.

• Hall is 16 wins shy of Cliff Gustafson (1,427 at Texas 1967-1996) and 33 away from tying Chuck Hartman (1,444 at High Point/Virginia Tech 1959-2006).

• When Hall passes Gustafson, 17 wins from now, Georgia Tech will replace Texas as the only program in Division I with two coaches in the all-time top-10 for career victories - Jim Morris coached at GT from 1982-93.

ALL-TIME WINNINGEST COACHES -- DIVISION I

Rk.	Coach	Wins
1.	Mike Martin	2,029
2.	Augie Garrido	1,975
3.	Gene Stephenson	1,768
4.	Mark Marquess	1,627
5.	<i>Jim Morris</i>	<i>1,594</i>
6.	Larry Hays	1,508
7.	Paul Mainieri *	1,505
8.	Mike Fox	1,487
9.	Chuck Hartman	1,444
10.	Cliff Gustafson	1,427
11.	Danny Hall*	1,411
12.	Keith Guttin*	1,396
13.	John Anderson*	1,390
14.	Ron Polk	1,373
15.	Gary Gilmore*	1,371

**Actively coaching*

***Italics indicates they coached at GT*

OFFENSE
Returning Starters

• Georgia Tech baseball returns four bats from the starting lineup of the 2024 Athens Regional Final: Drew Burress, John Giesler, Parker Brosius and Vahn Lackey.

• 2024 National Freshman of the Year (D1 Baseball/Perfect Game) and National Freshman Hitter of the Year (NCBWA) Drew Burress returns for his sophomore season after delivering one of the greatest freshman seasons in college baseball history last year.

• Burress led Georgia Tech in a myriad of categories last year, including average (.381), home runs (25) and RBI (67), becoming the 12th Yellow Jacket to win Tech's triple crown.

• He set the Georgia Tech record for most assists by an outfielder, gunning down 10 base-runners from center field while also setting the program record with four home runs in a single game, against Georgia State (Feb. 27, 2024).

• His .821 slugging percentage from last season gives him the highest career slugging percentage in program history, with a minimum of 200 at bats in White & Gold. It was the 4th highest slugging percentage in a single season by a Yellow Jacket, the best since 1926 and the first .800+ slugging season in 45 years (Tommy Thompson (.811) – 1979).

HIGHEST SLUGGING % - SINGLE SEASON

Name	TB-AB	Slugging %	Season
1. Tom Angley	93-100	.930	1926
2. Bobby Reeves	97-109	.890	1926
3. Doug Wycoff	81-98	.827	1926
4. Drew Burress	179-218	.821	2024
5. Tom Angley	68-83	.819	1925
6. Tommy Thompson	103-127	.811	1979
7. Jason Varitek	182-228	.798	1993
8. <i>Nomar Garciaparra</i>	<i>213-274</i>	<i>.777</i>	<i>1994</i>
9. <i>Mark Teixeira</i>	<i>186-241</i>	<i>.772</i>	<i>2000</i>
10. Riccardo Ingram	179-237	.755	1987

**Italics indicates coached by Danny Hall*

• Other GT returning starters include: John Giesler, Parker Brosius and Vahn Lackey...

• **Giesler** - playing in his sixth season - Led the team with 17 doubles last season. He played three games in COVID shortened 2020 season and redshirted 2021 season. Now in his 6th season on campus, playing in his 4th and final season of eligibility.

• **Brosius** – corner outfielder capable of being an everyday center fielder on rosters that don't contain Drew Burress. Started 33 games last season and appeared in 46. His .442 OBP in 2024 was second highest on the team behind Burress.

• **Lackey** – Made 26 starts behind the plate, taking over the starting catcher responsibilities halfway through the season. Caught six runners attempting to steal last year. Lauded for his pitch framing and defensive ability. Coaches have been very impressed with his offensive improvement and defensive versatility – expect him to play multiple positions on days when he is not catching.

• **Lackey** made his first appearance on Opening Day 2024, in a pinch-hit situation, and drove his first collegiate hit out of the park to become the fifth Yellow Jacket since 2015 to homer in his first career plate appearance.

HOME RUN IN FIRST CAREER PLATE APPEARANCE -- GT HISTORY (SINCE 2015)

Player	Opponent	Year
Vahn Lackey	vs. Radford	2024
Nicholas Romano	vs. Wright State	2022
Drew Compton	vs. St. Peter's	2020
Michael Guldberg	vs. Dartmouth	2018
Blake Johnson	vs. St. John's	2015

• Last season, Tech continued its legacy of powerful offense, finishing at or near the top of the ACC in a multitude of categories

GEORGIA TECH — 2024 NAT'L/ACC RANKS

Category	No.	D1 Rank	ACC Rank
Base on Balls	360	10th	3rd
On-Base Percentage	.420	17th	2nd
Batting Average	.305	29th	6th
Slugging Percentage	.516	30th	7th
Home Runs/Game	1.64	39th	10th
Home Runs	95	40th	9th
Runs	461	43rd	8th
Scoring	7.9	47th	9th
Doubles	117	62nd	5th

• In 2023, Tech finished in the top 15 nationally in five offensive categories.

GEORGIA TECH — 2023 FINAL NAT'L/ACC RANKS

Category	No.	D1 Rank	ACC Rank
Doubles/Game	2.49	3rd	2nd
Average	.323	4th	2nd
Doubles	142	10th	2nd
Slugging percentage	.538	11th	1st
On-base percentage	.416	15th	3rd

• The last three years have seen Tech's offense become its calling card as 2022 featured an even more potent threat.

GEORGIA TECH — 2022 FINAL NAT'L/ACC RANKS

Category	No.	D1 Rank	ACC Rank
Runs per game	9.4	3rd	1st
Average	.327	1st	1st
On-base percentage	.419	6th	2nd
Slugging percentage	.551	5th	2nd
Home runs	115	10th	3rd

• In 2023, Tech also set the program record for most triples in a single game on Feb. 17 vs. Miami (Ohio) with four.

• Tech also tied the program record for most doubles in a single game on March 14 vs. No. 18 Auburn with eight — hitting six in the third inning alone.

• Tech looked true to form in again being one of the top power-house offenses in the ACC on Opening Weekend last year, setting the school record for runs scored on Opening Day (21).

• Part of the season-opening onslaught was seven home runs for Tech, the most in a single game for the first time since 2009.

MOST HOME RUNS, SINGLE GAME -- GT HISTORY (SINCE 2000)

Rk.	HRs	Opponent Date
1.	8	at Mercer April 22, 2008
2	7	vs. Radford Feb. 16, 2024
	7	vs. Presbyterian May 3, 2009
	7	vs. Alabama St. March 26, 2008

FRESH BATS

• The Jackets return eight bats in total from last year's squad: Brosius, Kerce, Burress, Coupet, Giesler, Lackey, Denby and Neises.

• Tech brings in 10 new faces to the lineup, three transfers and seven freshmen.

• The three transfers: Kyle Lodise, Kent Schmidt and Nathan Waugh will all be looked to as key contributors this year, playing all throughout the GT infield.

• **Kyle Lodise:** Junior shortstop. Started 98 games at Augusta University (Division II). Led his team with a 1.191 OPS last season.

• **Kent Schmidt:** Sophomore 1B. Started 56 games for Georgia Southern last year. Led the team in doubles (16) and walks (40).

• **Nathan Waugh:** Graduate Catcher/DH. 98 career games played at Cornell the last three seasons. Holds Cornell record with a 42-game on-base streak (currently active) dating back to the 2023 season after reaching base in all 38 of Cornell's games last season.

• The seven freshmen will be looking to break into the GT lineup this year and continue the great legacy of success at the dish.

• Five of the freshmen hitters come from the state of Georgia with the only two exceptions being Drew Rogers (Tempe, Ariz) and Will Baker (Upper Coomera, Queensland, Australia).

• Six of the seven freshman hitters are ranked in the Top 300 nationally according to Perfect Game

Name	Hometown	PG State Ranking	PG National Ranking
Will Baker	Upper Coomera, Queensland, Australia	---	---
Caleb Daniel	Cartersville, Ga.	20	187
Alex Hernandez	Cumming, Ga.	12	96
Ethan Murray	Buford, Ga.	32	282
Drew Rogers	Tempe, Ariz.	2	23
Cayden Sheffield	Dallas, Ga.	30	262
Connor Shouse	Perry, Ga.	9	83

• Georgia Tech will look to continue its tradition of two-way talents in 2025. Connor Shouse and Alex Hernandez have emerged as the top two-way options for the season. Both players are capable of starting games as well as come out of the bullpen.

JACKETS IN THE POLLS

WEEK	BA	USA	NCBWA	D1	PG
Preseason	-	rv	rv	-	-
Week 1	-	rv	rv	-	-

BA = Baseball America, USA = USA Today, NCBWA = NCBWA, D1= D1Baseball.com, PG = Perfect Game N/A = poll not out before release of notes rv = receiving votes

PITCHING

- Georgia Tech returns three pitchers with over 30 innings pitched last season: **Tate McKee** (sophomore. 47.0 IP), **Carson Ballard** (r-sophomore. 34.2 IP) and **Mason Patel** (graduate senior. 36.0 IP)
- The Jackets return seven arms in total from last year's squad: McKee, Ballard, Patel, **Riley Stanford**, **Jackson Sobel**, **Brett Barfield** and **Caden Gaudette**
- The Jackets are heading into the second season under pitching coach **Matt Taylor** and **Jason Richman** as director of pitching. And head coach Hall has said he believes this to be the year that Tech fans witness "the fruits of their labor" as the pitching staff looks to prove people wrong in 2025.
- A whopping 21 new arms are joining the staff for the 2025 season, featuring a solid mix of 14 freshmen and seven transfers.

Freshman Arms

Name	Hometown	PG State Ranking	PG National Ranking
Dimitri Angelakos	Woodstock, Ga.	59	---
Jackson Blakely	Thomaston, Ga.	87	---
Reid Brosnan	Atlanta, Ga.	68	---
Connor Chicoli	Raleigh N.C.	10	342
Joshua Evans	Lawrenceville, Ga.	27	256
Riley Hasenstab	Duluth, Ga.	326	---
Alex Hernandez	Cumming, Ga.	12	96
Ryan Johnson	Dallas, Ga.	46	462
Sebastian Lippman	Plainview, N.Y.	3	246
Adam McKelvey	Roswell, Ga.	178	---
Cooper McMullen	Bonaire, Ga.	40	364
Thorpe Musci	Lilburn, Ga.	23	223
Cole Royer	Waynesville, Ga.	33	302
Connor Shouse	Perry, Ga.	9	83

Transfers

- Sam Swygert:** Grad Transfer RHP from The Citadel. Pitched in 18 games and made 12 starts last season, pitching a team-high 67.1 innings with a 5.75 ERA.
- Caden Spivey:** Junior RHP from Notre Dame. Made 15 appearances with three starts and 27.2 innings of work while going 1-1 with an 8.46 ERA
- Porter Buursema:** Sophomore RHP from Georgia Southern. Made six starts, pitching 12.2 innings with 14 strikeouts, a 5.68 ERA and a 1-0 record.
- Jake Lankie:** R-Freshman RHP from Georgia. Redshirted last season. Rated as the No. 23 RHP out of Georgia in the class of 2023 Perfect Game rankings.
- Jaylen Paden:** Graduate RHP from Georgia Southern. Has not pitched in a game since March 7, 2023 due to injury. Career 5.62 ERA over 107.1 innings from 2021-23.
- Kayden Campbell:** Junior LHP from Louisville. Made 23 relief appearances last season, pitching 20.0 innings and striking out 22 with a 7.65 ERA
- Brady Jones:** Junior RHP from Georgia State. Led the team with a 5-1 record last season, making 16 relief appearances and 1 start with a 7.32 ERA and 37 strikeouts over 39.1 innings. Most innings pitched out of GSU's bullpen last season.

Spinning From The Start

- The Georgia Tech pitching staff got off to a historically strong start in 2025 after being much maligned in recent seasons.

Pitching Staff Stats Through 3 Games

Season	ERA	Ks	Opp. Avg.	Opponent
2025	2.67	40	.200	Old Dominion
2024	4.33	29	.186	Radford
2023	7.67	30	.275	Miami (OH)
2022	5.00	40	.233	Wright St.
2021	4.33	28	.208	Eastern Ky.

*Matt Taylor and Jason Richman joined the coaching staff in 2024

- The pitching staff was the highlight of the opening series, allowing only 9 runs over the course of 3 games, a 10-run improvement after averaging 19 runs allowed over the previous three opening series sweeps

Season	Runs Allowed	Runs Allowed/Game
2025	9	3
2024	14	4.67
2023	24	8
2022	19	6.33

- The Yellow Jackets are tied for second in the ACC with 40 strikeouts and sit fourth in the conference with 13.33 strikeouts per game.
 - Even more impressive was the fact that these great numbers were produced by 15 different pitchers, 10 of which were doing so for the first time in White & Gold.
 - The 15 pitchers used were the most in an opening weekend since at least the turn of the century.
 - All four pitchers who played a role in the decisions over the weekend are playing in their first season on The Flats. The three winning pitchers, in order of appearance: **Jaylen Paden** (transfer from GSU), **Cole Royer** (freshman) and **Kayden Campbell** (transfer from Louisville) earned wins while **Alex Hernandez** (freshman) picked up the save on Sunday.
- #### Friday Highlights - The Arms
- Sophomore RHP **Tate McKee** made his ninth career start in White & Gold, pitching 5.0 innings, striking out three and allowing only one unearned run on two hits.
 - It was McKee's fourth career start going at least 5.0 innings and the first in which he has not allowed an earned run.
 - R-Soph. RHP **Carson Ballard** was the first out of the bullpen, throwing 2.0+ innings and striking out the side in the top of the sixth.
 - Graduate transfer **Jaylen Paden** made his GT debut, earning the win after pitching the last two innings of scoreless baseball, striking out four in his first pitching appearance since 2023.
 - With a tied game (2-2) and runners on second and third and nobody out in the top of the 8th, Tech turned to **Paden**, playing in his first game since 2023 after missing all of the 2024 season recovering from an injury. Paden proceeded to strike out the first batter he faced before **Carson Kerce** made a great defensive play to backhand a hard-hit grounder and fire home for the second out. Paden would finish off the inning in highlight fashion, powering a fastball past the ODU hitter, on a full-count, to get Tech out of the jam and maintain the tie headed into the bottom of the inning.
 - This was Paden's ninth career victory after leaving Georgia Southern with a career record of 8-4.

Saturday Highlights - The Arms

• After ODU scored three runs in the top of the first, Tech turned to the bullpen where the combination of sophomore **Caden Gaudette** (2.0 IP, 1 H, 5 Ks), junior **Caden Spivey** (3.0 IP, 1 H, 1 BB, 5 Ks), senior **Sam Swygert** (1.2 IP, 1 BB, 2 Ks), junior **Brett Barfield** (0.1 IP, 1 BB), freshman **Cooper McMullen** (1.0 IP, 1 H, 1 BB, 2 Ks) and freshman **Cole Royer** (1.0 IP, 2 Ks) held the Monarch bats at bay, allowing for Tech to come storming back in the bottom of the ninth for the second win of the 2025 season.

• Sophomore RHP **Caden Gaudette** was the first out of the bullpen, entering the game with two on and nobody out. He struck out all three batters he faced on his way to 2.0 innings pitched, five strikeouts and only one base runner allowed.

• The five strikeouts are a new career best while his 2.0 innings pitched matches his career high, set on opening day last season against Radford.

• Jr. RHP **Caden Spivey** was next, making his Georgia Tech debut after transferring from Notre Dame and delivering 3.0 scoreless innings, allowing only two base runners (one hit, one walk) and striking out a career-best five batters.

• It was the longest scoreless outing for Spivey since throwing 4.1 innings without allowing a run against Virginia his freshman season at Notre Dame (April 23, 2023).

• Sr. RHP **Sam Swygert** got the ball next, also making his GT debut after transferring from The Citadel. Swygert threw 1.2 innings with two strikeouts and has held opponents scoreless in six of his last eight appearances dating back to last season.

• Jr. LHP **Brett Barfield** kept the ball rolling with his first appearance of the year, throwing 0.1 innings to get Tech out of the seventh.

• Freshman RHP **Cooper McMullen** made his college debut in the eighth, striking out two to work around a pair of base runners.

• Freshman RHP **Cole Royer** finished the job in the ninth, needing only 14 pitches to retire the side in order, finishing the inning with his second strikeout.

• Royer gets credited with the win. His first as a Yellow Jacket and his first in college baseball.

Sunday Highlights - The Arms

• Sophomore RHP **Riley Stanford** made his first career start, pitching 4.0 innings and allowing only one run off a solo shot to right field. He struck out a career-high five batters over those four innings, showcasing his clutch abilities to work his way around five hits and a walk with only one run allowed.

• Sophomore RHP **Porter Buursema** had a tremendous debut in White & Gold, throwing 2.2 innings as the first out of the bullpen, striking out six of the first seven batters he faced before running into some trouble in the seventh inning. He has not struck out more than four in any of his six appearances at Georgia Southern last season.

• Junior LHP **Kayden Campbell** worked the Jackets out of a jam during his first appearance as a Yellow Jacket in the seventh, coming in with the bases loaded and two outs, he allowed a single that scored two inherited runners before striking out the ODU batter to leave the game tied, 4-4. Campbell transferred into the program from Louisville this year.

• Freshman RHP **Alex Hernandez** showcased his versatility, coming in to pitch the final 1.2 innings to earn his first career save after starting the game at second base.

• Hernandez entered the game in the top of the eighth with the tying run at the plate and one out, inducing a pop up and a ground out to get Tech into the 9th, where sent ODU down in order with his first two strikeouts as a college pitcher.

• Hernandez started all three games of the opening series for Tech, seeing time at second base, left field and pitcher.

MISCELLANEOUS**Jim Poole Number - John Giesler**

Georgia Tech baseball continues the legacy of former Yellow Jacket standout and Major League Baseball relief pitcher Jim Poole, who passed away from ALS in October of 2023, by designating a student-athlete each year to wear his No. 21 jersey. The student-athlete selected must exemplify Poole's characteristics both on and off the field.

This year, senior infielder John Giesler becomes the third Yellow Jacket to earn the honor, continuing the tradition begun by Jack Rubenstein in 2023 and Ben King last season.

"I am excited that John Giesler will wear number 21 this year," Head Coach Danny Hall said. "Jim Poole was part of an era in Georgia Tech Baseball that established us as a national power. Jim's prowess on the mound and in the classroom set the bar high for future Yellow Jacket players and teams. John exemplifies those same character traits of excellence on the field and in the classroom. As a two-time Captain he is the ultimate "Tech Man" to honor Jim's legacy."

Giesler, a sixth-year senior from Marietta, Ga. (Walton HS) will wear No. 21, having shown a longstanding commitment to Poole's ideals – self-determination, a strong academic work ethic, and high moral fiber on and off the field. Giesler is a five-time member of the ACC Academic Honor Roll, a two-time academic all-district honoree and earned Academic All-America (3rd Team) in 2023. He is currently pursuing a master's degree in real estate development.

On the diamond, Giesler is entering his second season as team captain. He is a career .308 hitter for the Yellow Jackets and set career highs in doubles (17), home runs (10) and RBI (43) last season while delivering a .990 fielding percentage in 41 games in the corner infield. He will be a key piece of the Jackets' offense again in 2025 as Tech strives for its 36th NCAA Regional berth and fifth in Giesler's career in White and Gold.

"Simply put, this is the greatest honor I have ever been given," Giesler said. "From knowing Jim and knowing who he was as a person, I don't feel deserving but I am incredibly honored. I will do everything I can this year to wear this number with respect and honor him and his family the best I can."

ABOUT JIM POOLE

Poole arrived on The Flats in 1985 and had an immediate impact, as Georgia Tech baseball would win the first of four-straight ACC Tournament Championships. During his four years, he pitched in 120 games and struck out 263 batters in 188 innings. He still ranks first in the Tech record book with 22 career saves, including 10 as a junior and nine as a senior. He was named all-ACC his last two seasons. Poole would be enshrined into the Georgia Tech Sports Hall of Fame just nine years later in 1997.

A stellar worker in the classroom, Poole elected not to turn professional after being selected in the 34th round of the 1987 MLB Draft by the LA Dodgers, and returned to Georgia Tech for his senior year, recording a 2.03 ERA and 113 strikeouts in only 71 innings.

Once again, the LA Dodgers would call his name in the 1988 MLB Draft, this time taking him in the ninth round. He would return to graduate from the Institute with a degree in electrical engineering in 1990.

Poole played 11 years in the major leagues, predominantly with the Baltimore Orioles, Cleveland Indians, and San Francisco Giants. In 431 games played, he finished with 22 victories and a 4.31 ERA, as well as 256 strikeouts and four saves. He helped pitch Cleveland to two American League Championship Series (1995, 1998), making it to the 1995 World Series where he would face the Atlanta Braves.

Following his retirement at the end of the 2000 season, Poole returned to Georgia Tech to join the Alexander-Tharpe Fund as a fundraiser and supporter of the baseball program. He then began serving as the pitching coach at Johns Creek High School in 2010, teaching many young men about pitching mechanics, while also conveying his personal pitching philosophy.

He later joined the business world as a Personal Wealth Advisor for the Baseball Division of BIP Wealth.

After being diagnosed with ALS in 2021, Poole worked tirelessly to raise awareness for the disease. In addition to serving on MLB ALS boards, he also worked with Georgia Tech, who together hosted an ALS Awareness Day during the 2022 baseball season, with Tech wearing Jim Poole shirts and both teams wearing honorary wristbands. Professional players also wore the shirt. Tech later designated the number 21 each year to be worn by a student-athlete who exemplify Poole's ideals – self-determination, a strong academic work ethic, and high moral fiber on and off the field.

Every 90 minutes, someone is diagnosed with ALS, or Lou Gehrig's disease, with an estimated 30,000 people living with ALS in the United States at any given time. Primarily affecting people between the ages of 40 and 70, ALS is a progressive neurodegenerative disease that affects nerve cells in the brain and the spinal cord. There is no known cure.

For more information about ALS, visit www.ALS.org.

MISCELLANEOUS
ATOP THE CONFERENCE

• Georgia Tech baseball ranks among the most prolific winners in ACC history.

MOST ACC TOURNAMENT TITLES, SINCE 2000

	Titles	Years
Florida State	6	2002, 2004, 2010, 2015, 2017, 2018
Georgia Tech	5	2000, 2003, 2005, 2012, 2014
North Carolina	4	2007, 2013, 2019, 2022
Clemson	3	2006, 2016, 2023
Duke	2	2021, 2024
Virginia	2	2009, 2011

MOST ACC REGULAR-SEASON, DIVISIONAL TITLES SINCE 1994

	Titles	Regular-Season Years (Divisional)
Florida State	14	1996, 1998, 1999, 2001, 2002, 2003 (2007, 2008, 2009, 2010*, 2011, 2012, 2013, 2014)
North Carolina	8	(2006, 2007, 2009, 2012, 2013, 2017, 2018, 2024)
Georgia Tech	7	1997, 2000, 2004, 2005 (2011, 2019, 2021)
Clemson	6	1994, 1995 (2006, 2010*, 2018, 2024)
Louisville	5	(2015, 2016, 2017, 2019, 2022)
Miami	4	(2008, 2014, 2015, 2016)

GEORGIA TECH'S MOST COMMON OPPONENTS

	Games	First Meeting	Series Record
Georgia	389	1898	UGA leads 219-168-2
Auburn	247	1897	AU leads 128-113-5
Clemson	242	1902	CU leads 121-118-3
Mercer	175	1897	GT leads 117-58
North Carolina	158	1901	GT leads 83-75
NC State	143	1921	GT leads 81-62
Duke	142	1903	GT leads 101-41
Ga. Southern	140	1947	GT leads 109-32
Virginia	138	1924	GT leads 79-64-2
Wake Forest	123	1898	GT leads 76-46-1

• The Jackets will face their top four most common opponents again in 2025 but will not play North Carolina, NC State or Wake Forest in the regular season.


2025 ACC PRESEASON POLL

1. Virginia (13)	251
2. Florida State (2)	230
3. North Carolina	217
4. Clemson (1)	214
5. Duke	182
6. Wake Forest	171
7. NC State	168
8. Stanford	143
9. Louisville	128
10. Georgia Tech	113
11. Miami	87
12. Virginia Tech	85
13. California	60
14 Pitt	52
15. Notre Dame	44
16. Boston College	31

2025 ACC STANDINGS - WEEK 1

School	ACC	Overall
Wake Forest	0-0	4-0
<i>Georgia Tech</i>	<i>0-0</i>	<i>3-0</i>
Miami	0-0	3-0
Pitt	0-0	3-0
North Carolina	0-0	3-0
Florida State	0-0	3-0
Stanford	0-0	3-0
NC State	0-0	3-0
Louisville	0-0	2-1
Virginia Tech	0-0	2-1
Notre Dame	0-0	2-1
Clemson	0-0	2-1
California	0-0	2-1
Virginia	0-0	2-1
Boston College	0-0	1-1
Duke	0-0	1-2

2025 HONORS
DREW BURRESS

Preseason 1st Team All-American (D1 Baseball)
 Preseason 1st Team All-American (NCBWA)
 Golden Spikes Award (Watch List)
 Preseason ACC Player of the Year (D1 Baseball)
 No. 1 Sophomore in College Baseball (Perfect Game)

2025 MLB #PROJACKETS

Joey Bart, C	Pirates
Buck Farmer, RHP	Reds
Justyn-Henry Malloy, OF	Tigers
Brant Hurter, LHP	Tigers
Kyle McCann	Athletics
Xzavion Curry, RHP	Guardians
Amos Willingham, RHP	Nationals

2025 ACC TOURNAMENT

Beginning this spring with the 2025 ACC Baseball Championship in Durham, North Carolina, all 16 teams in the ACC will compete in a single-elimination championship. The championship will remain six days as it has in previous years, running from Tuesday, May 20, through Sunday, May 25, 2025, from Durham Bulls Athletic Park.

"There's once again tremendous excitement surrounding ACC Baseball and today's announcement will bring an improved championship experience for our student-athletes, coaches, and fans alike," stated ACC Commissioner Jim Phillips Ph.D. "Nationally, the ACC is once again well-represented in the preseason polls and award lists. After what we know will be a highly competitive regular season, we look forward to showcasing all 16 baseball teams in Durham this May."

Since 2006, the ACC Baseball Championship has been played in a pool play or round-robin style format. The tournament last expanded its field size in 2017, moving from 10 to 12 teams.

Under the new format, the top four seeds in the championship will be based off the performance in the regular season and will receive a double-bye into the quarterfinal round, which is scheduled to be held on Thursday and Friday. Seeds five through eight will earn a bye into Wednesday's second round. Seeds 9-16 will begin play with four first round games on Tuesday.

LET'S BRAG ABOUT BURRESS

"Burress is as big a star as you'll find in college baseball, the reigning D1Baseball Freshman of the Year and a 2024 first-team All-American after hitting .381/.512/.821 with 25 homers. He's a no-brainer first-team preseason All-American as a sophomore, and our preseason pick for ACC Player of the Year.

– D1Baseball

- In 2024, Drew Burress established himself as one of the best hitters in college baseball and one of the most exciting prospects to watch leading up to the 2026 draft. If he can continue his historic run through the ranks of NCAA Baseball, every MLB front office will be begging for Burress to become the next face of the franchise.

- Burress hit 25 home runs last season, one shy of the Georgia Tech program record (set by Kevin Parada in 2022) and two shy of the NCAA freshman home run record set by Tommy White (NC State) in 2022 as well.

"If he continues to crush the ball at anything mirroring his current rate, he could follow in [Dylan] Crews' footsteps and reach his high ceiling when he's eligible for the 2026 Draft."

– Jesus Cano, MLB.com

- Burress can claim to have an unofficial piece of the GT home run record since he hit a home run against Georgia that would ultimately not be recorded officially after the game was ended due to rain.

- Last year, Burress became the 1st Yellow Jacket to ever slug over .800 with at least 200 at bats. His .821 slugging percentage led all Division I freshman and 6th overall among those with 200+ ABs.

- His .821 career slugging percentage is the highest among active division I players and the highest of any Georgia Tech player in program history - current record belongs to Tom Angley (.763 from 1925-27)

"He has thunderous bat speed and does a nice job creating leverage in his swing, and shows off plus power, especially to the pull side."

– Peter Flaherty, Baseball America

- Not only did Burress turn heads with his bat but he also set the Georgia Tech record for the most assists by an outfielder in a single season, gunning down 10 runners from his spot in center field.

- This season, Burress has placed an emphasis on showing off his base running. After stealing eight bags on 10 attempts last year, Burress feels that his speed isn't getting enough attention & looks to amend that in 2025.

"From Day 1, you never thought he was a freshman. He's a very mature kid. He doesn't mix any words about it. He wants to be a first-round pick. He wants to be the best player in the country. That's what drives him. That's his passion. He is one of those guys that makes everybody around him better. Every day."

– Danny Hall, ABCA Hall of Famer

GEORGIA TECH'S TRIPLE CROWN WINNERS

Year	Player	HR	RBI	AVG
1958	Earl Moore	4	15	.287
1959	Roger Kaiser	4	32	.373
1960	George Inman	7	24	.360
1968	Ted Tomasovich	5	38	.381
1975	Frank Turner	2	30	.376
1991	Andy Bruce	22*	96*	.345
1992	Jason Varitek	11	52	.406*
1993	Jason Varitek	22*	72	.404
1994	Jay Payton	20	102*	.434*
1997	Mark Fischer	24*	98	.354
1999	Mark Teixeira	13	65	.387
2016	Matt Gonzalez	11	54	.378
2024	Drew Burress	25	67	.381

* denotes is/was school record

ACTIVE NCAA D1 CAREER SLUGGING % LEADERS

Rank	Player	School	Class	Slug %
1	Drew Burress	Georgia Tech	Soph.	.803
2	Nolan Schubart	Oklahoma St.	Jr.	.739
3	Avery Neaves	College of Charleston	Sr.	.725
4	Daniel Cuvet	Miami (FL)	Soph.	.723
5	Cael Frost	Nebraska	Sr.	.714
6	Dalton Beck	LSU	Sr.	.710
7	John Bay	Austin Peay	Sr.	.709
9	Grant Jay	Dallas Baptist	Jr.	.706
8	Jared Jones	LSU	Jr.	.705
10	Jacob Ference	Virginia	Sr.	.702


* minimum of 200 career ABs



2025 RECORD BREAKDOWN

	ACC	Overall
Overall	0-0	3-0
Home	0-0	3-0
Road	0-0	0-0
Neutral	0-0	0-0
Day Games	0-0	3-0
Night Games (6 p.m. or later)	0-0	0-0
Yellow Jackets Score First	0-0	0-0
Opponent Scores First	0-0	3-0
Yellow Jackets Score in 1st inning	0-0	0-0
Walk-off Victories	0-0	1-0
As a Ranked Team (All Polls)	0-0	0-0
Vs. Ranked Team (All Polls)	0-0	0-0
Vs. LHP (starter)	0-0	3-0
Vs. RHP (starter)	0-0	0-0
Yellow Jacket Starter 6+ IP	0-0	0-0
Yellow Jacket Starter 7+ IP	0-0	0-0
Yellow Jacket Starter 8+ IP	0-0	0-0
Hitting A Home Run	0-0	3-0
Not Hitting A Home Run	0-0	0-0
Out Hit Opponent	0-0	2-0
Get Out Hit By Opponent	0-0	1-0
Equal Number of Hits	0-0	0-0
February	0-0	3-0
March	0-0	0-0
April	0-0	0-0
May	0-0	0-0
June	0-0	0-0
Monday	0-0	0-0
Tuesday	0-0	0-0
Wednesday	0-0	0-0
Thursday	0-0	0-0
Friday	0-0	1-0
Saturday	0-0	1-0
Sunday	0-0	1-0
One-Run Games	0-0	1-0
Two-Run Games	0-0	0-0
Three-Run Games	0-0	1-0
Four+ Run Games	0-0	1-0
Leading After 6	0-0	1-0
Trailing After 6	0-0	1-0
Tied After 6	0-0	1-0
Leading After 7	0-0	2-0
Trailing After 7	0-0	1-0
Tied After 7	0-0	0-0
Leading After 8	0-0	2-0
Trailing After 8	0-0	1-0
Tied After 8	0-0	0-0
Shutouts	0-0	0-0
Extra Innings	0-0	0-0
Score 0-5 Runs	0-0	1-0
Score 6+ Runs	0-0	2-0
Allow 0-5 Runs	0-0	3-0
Allow 6+ Runs	0-0	0-0
Commit 0 Errors	0-0	0-0
Commit 1 Error	0-0	3-0
Commit 2+ Errors	0-0	0-0

HALL OF FAME COACH



• **Danny Hall** is in his 32nd season at Georgia Tech and his 38th overall as a head coach in 2025. He is the winningest baseball coach in Tech history with 1,206 wins.

• Hall, who won his 1,400th career game on April 14, 2024 and his 1,200th win at Georgia Tech on May 12, 2024, stands second among active Division I coaches in career victories entering the 2025 season.

- Prior to the 2024 season, Hall was named to the ABCA Hall of Fame.
 - In his career – both as an assistant and head coach – Hall has been part of over 1,600 victories and seven trips to the College World Series.
 - Hall has led Tech to the NCAA Tournament on 22 occasions and guided the Jackets to the NCAA College World Series in 1994, 2002 and 2006 -- the program's only three berths.

HALL BY THE NUMBERS

1,414	Career wins as a head coach
1,206	Wins at Georgia Tech
163	Total draft picks coached at Tech
141	All-ACC honors
121	All-American selections by 46 GT players
52	Tech's school record for wins set in 2002
29	Freshman all-Americans
22	NCAA Regional appearances at Tech
18	Top-two ACC offensive finishes
19	Academic all-America honors by GT players
15	Yellow Jackets drafted in the first round
7	ACC regular season/division titles ('97, '00, '04, '05, '11, '19, '21)
6	NCAA Super Regional appearances at Tech
5	ACC tournament titles (2000, 2003, 2005, 2012, 2014)
3	ACC tournament titles (2000, 2003, 2005, 2012, 2014)

WINNINGEST ACTIVE DIVISION I BASEBALL COACHES ENTERING 2025 SEASON

Name	Seasons	Current School	At School Since	Wins	Losses	Ties	Win %
Paul Mainieri	39	South Carolina	2025	1505	777	7	.659
Danny Hall	37	Georgia Tech	1994	1411	774	1	.646
Elliott Avent	36	NC State	1996	1260	826	2	.604
Dave Van Horn	31	Arkansas	2003	1254	625	0	.667
Rich Hill	37	Hawaii	2022	1173	798	4	.595
Steve Owens	33	Rutgers	2020	1046	578	3	.644
Rick Heller	37	Iowa	2014	1041	778	5	.572
Tim Corbin	28	Vanderbilt	2003	1027	581	1	.639
Mike Bianco	27	Ole Miss	2001	1006	614	1	.621
Rich Maloney	29	Ball St.	2013	988	646	2	.605

2025 OVERALL STATS

@GTBASEBALL
Overall Statistics for Georgia Tech (as of Feb 16, 2025)
(All games Sorted by Batting avg)

Record: 3-0 Home: 3-0 Away: 0-0 ACC: 0-0

Player	avg	gp-gs	ab	r	h	2b	3b	hr	rbi	tb	slg%	bb	hp	so	gdp	ob%	sf	sh	sb-att	po	a	e	fld%	
Carson Kerce	.375	3-3	8	1	3	2	0	0	1	5	.625	0	0	3	0	.375	0	1	0-0	3	3	0	1.000	
Kent Schmidt	.364	3-3	11	3	4	1	0	1	1	8	.727	2	0	1	0	.462	0	0	0-0	12	0	0	1.000	
Vahn Lackey	.333	3-3	12	1	4	2	0	0	1	6	.500	0	0	3	1	.333	0	0	0-0	29	3	1	.970	
Alex Hernandez	.300	3-3	10	3	3	1	0	0	0	4	.400	1	1	2	0	.417	0	0	0-0	3	1	0	1.000	
Nathan Waugh	.200	3-3	10	3	2	0	0	1	4	5	.500	2	0	3	1	.333	0	0	0-0	0	0	0	.000	
Drew Burress	.182	3-3	11	2	2	0	0	1	5	5	.455	2	0	3	0	.286	1	0	1-1	8	0	0	1.000	
Kyle Lodise	.111	3-3	9	1	1	0	0	0	1	1	.111	4	1	5	0	.429	0	0	0-0	3	7	0	1.000	
Parker Brosius	.000	3-3	7	1	0	0	0	0	1	0	.000	2	1	6	0	.273	1	1	2-2	5	0	2	.714	
Will Baker	.000	3-1	5	1	0	0	0	0	0	0	.000	0	0	1	0	.000	0	1	0-0	1	3	0	1.000	

Tyler Neises	.250	2-1	4	1	1	0	0	0	2	1	.250	2	0	1	0	.500	0	0	0-0	3	0	0	1.000	
Drew Rogers	.000	1-1	2	0	0	0	0	0	0	0	.000	0	0	2	0	.000	0	0	0-0	12	2	0	1.000	
Connor Shouse	.000	1-0	0	0	0	0	0	0	0	0	.000	0	0	0	0	.000	0	0	0-0	0	0	0	.000	
Totals	.225	3	89	17	20	6	0	3	16	35	.393	15	3	30	2	.349	2	3	3-3	81	21	3	.971	
Opponents	.200	3	95	9	19	1	0	1	9	23	.242	14	5	40	2	.330	1	1	2-3	72	18	3	.968	

LOB - Team (23), Opp (26). DPs turned - Team (2), Opp (2).

(All games Sorted by Earned run avg)

Player	era	w-l	app	gs	cg	sho	sv	ip	h	r	er	bb	so	2b	3b	hr	b/avg	wp	hp	bk	sfa	sha		
Tate McKee	0.00	0-0	1	1	0	0/0	0	5.0	2	1	0	2	3	0	0	0	.133	0	1	0	0	0		
Caden Spivey	0.00	0-0	1	0	0	0/0	0	3.0	1	0	0	1	5	0	0	0	.100	0	0	0	0	0		
Riley Stanford	2.25	0-0	1	1	0	0/0	0	4.0	5	1	1	1	5	0	0	1	.333	0	1	0	0	1		
Porter Buursema	10.12	0-0	1	0	0	0/0	0	2.2	3	3	3	2	6	0	0	0	.300	0	0	0	1	0		

Jaylen Paden	0.00	1-0	1	0	0	0/0	0	2.0	0	0	0	0	4	0	0	0	.000	0	0	0	0	0		
Caden Gaudette	0.00	0-0	1	0	0	0/0	0	2.0	1	0	0	0	5	0	0	0	.143	0	0	0	0	0		
Alex Hernandez	0.00	0-0	1	0	0	0/0	1	1.2	0	0	0	1	2	0	0	0	.000	0	0	0	0	0		
Sam Swygert	0.00	0-0	1	0	0	0/0	0	1.2	0	0	0	1	2	0	0	0	.000	0	1	0	0	0		
Cooper McMullen	0.00	0-0	1	0	0	0/0	0	1.0	1	0	0	1	2	0	0	0	.250	0	0	0	0	0		
Cole Royer	0.00	1-0	1	0	0	0/0	0	1.0	0	0	0	0	2	0	0	0	.000	0	0	0	0	0		
Brett Barfield	0.00	0-0	1	0	0	0/0	0	0.1	0	0	0	1	0	0	0	0	.000	0	0	0	0	0		
Joshua Evans	0.00	0-0	1	0	0	0/0	0	0.1	0	0	0	1	0	0	0	0	.000	0	1	0	0	0		
Kayden Campbell	0.00	1-0	1	0	0	0/0	0	0.1	1	0	0	0	1	0	0	0	.500	0	0	0	0	0		
Carson Ballard	4.50	0-0	1	0	0	0/0	0	2.0	4	1	1	0	3	1	0	0	.400	0	0	0	0	0		
Brady Jones	99.00	0-0	1	1	0	0/0	0	0.0	1	3	3	3	0	0	0	0	1.000	0	1	0	0	0		
Totals	2.67	3-0	3	3	0	0/0	1	27.0	19	9	8	14	40	1	0	1	.200	0	5	0	1	1		
Opponents	6.00	0-3	3	3	0	0/0	0	24.0	20	17	16	15	30	6	0	3	.225	3	3	0	2	3		

SBA/ATT - Lackey, V (2-3), Stanford, R (1-2), McKee, T (1-1).

2025 SEASON SUMMARY

@GTBASEBALL
Games Summary for Georgia Tech (as of Feb 17, 2025)
(All games)

Score by innings	1	2	3	4	5	6	7	8	9	Total
Georgia Tech	0	0	0	0	3	2	4	1	7	17
Opponents	3	1	0	0	1	0	3	1	0	9

Record when ...

Overall	3-0	After 6 leading	1-0
Conference	0-0 trailing	1-0
Non-Conference	3-0 tied	1-0
Home games	3-0	After 7 leading	2-0
Away games	0-0 trailing	1-0
Neutral site	0-0 tied	0-0
Day games	3-0	After 8 leading	2-0
Night games	0-0 trailing	1-0
vs Left starter	3-0 tied	0-0
vs Right starter	0-0		
1-Run games	1-0	Hit 0 home runs	0-0
2-Run games	0-0	... 1 home run	3-0
5+Run games	0-0	... 2+ home runs	0-0
Extra innings	0-0		
Shutouts	0-0	Opponent 0 home runs	2-0
	 1 home run	1-0
Scoring 0-2 runs	0-0 2+ HRs	0-0
..... 3-5 runs	1-0		
..... 6-9 runs	2-0	Made 0 errors	0-0
..... 10+ runs	0-0 1 error	3-0
	 2+ errors	0-0
Opponent 0-2 runs	1-0		
..... 3-5 runs	2-0	Opp. made 0 errors	1-0
..... 6-9 runs	0-0 1 error	1-0
..... 10+ runs	0-0 2+ errors	1-0
Scored in 1st inning	0-0	Out-hit opponent	2-0
Opp. scored in 1st	1-0	Out-hit by opponent	1-0
Scores first	0-0	Hits are tied	0-0
Opp. scores first	3-0		

Record when team scores:

Runs	0	1	2	3	4	5	6	7	8	9	10+
W-L	0-0	0-0	0-0	1-0	0-0	0-0	0-0	2-0	0-0	0-0	0-0

Record when opponent scores:

Runs	0	1	2	3	4	5	6	7	8	9	10+
W-L	0-0	0-0	1-0	1-0	1-0	0-0	0-0	0-0	0-0	0-0	0-0

Record when leading after:

Inn.	1	2	3	4	5	6	7	8
W-L	0-0	0-0	0-0	0-0	1-0	1-0	2-0	2-0

Record when trailing after:

Inn.	1	2	3	4	5	6	7	8
W-L	1-0	2-0	2-0	2-0	2-0	1-0	1-0	1-0

Record when tied after:

Inn.	1	2	3	4	5	6	7	8
W-L	2-0	1-0	1-0	1-0	0-0	1-0	0-0	0-0

Current winning streak: 3

Longest winning streak: 3

Longest losing streak: 0

Home attendance : 3624 (3 dates avg = 1208)

Away attendance : 0 (0 dates avg = 0)

Total attendance: 3624 (3 dates avg = 1208)

2025 SITUATIONAL STATS

@GTBASEBALL
Batting Analysis for Georgia Tech (as of Feb 17, 2025)
(All games Sorted by Player Name)

Player	vs left			vs right			w/runners			w/bases empty			w/bases loaded			as leadoff			fly	gnd	fly/
	h	ab	avg	h	ab	avg	h	ab	avg	h	ab	avg	h	ab	avg	rch	op	pct	out	out	gnd
Will Baker	0	3	.000	0	2	.000	0	3	.000	0	2	.000	0	0	.000	0	2	.000	2	2	1.0
Parker Brosius	0	5	.000	0	2	.000	0	6	.000	0	1	.000	0	0	.000	0	0	.000	2	1	2.0
Drew Burress	1	7	.143	1	4	.250	1	6	.167	1	5	.200	1	1	1.000	3	5	.600	4	2	2.0
Alex Hernandez	2	8	.250	1	2	.500	0	3	.000	3	7	.429	0	0	.000	3	4	.750	3	2	1.5
Carson Kerce	1	5	.200	2	3	.667	1	3	.333	2	5	.400	0	0	.000	1	2	.500	2	1	2.0
Vahn Lackey	3	7	.429	1	5	.200	3	7	.429	1	5	.200	0	0	.000	0	2	.000	3	1	3.0
Kyle Lodise	1	5	.200	0	4	.000	0	4	.000	1	5	.200	0	1	.000	4	5	.800	0	3	0.0
Tyler Neises	1	3	.333	0	1	.000	1	4	.250	0	0	.000	1	1	1.000	0	0	.000	1	1	1.0
Drew Rogers	0	2	.000	0	0	.000	0	2	.000	0	0	.000	0	0	.000	0	0	.000	0	0	0.0
Kent Schmidt	1	8	.125	3	3	1.000	1	7	.143	3	4	.750	0	0	.000	1	2	.500	4	2	2.0
Nathan Waugh	1	7	.143	1	3	.333	2	8	.250	0	2	.000	0	0	.000	1	3	.333	2	2	1.0
Totals	11	60	.183	9	29	.310	9	53	.170	11	36	.306	2	3	.667	13	25	.520	23	17	1.4
Opponents	1	3	.333	18	92	.196	9	49	.184	10	46	.217	2	6	.333	11	27	.407	21	16	1.3

Player	pinch hitting			w/runners in scoring pos			w/runner on 3r and LT 2 out			with 2 outs			success adv runners			2- rnrns			rch	rch	kl
	h	ab	avg	h	ab	avg	rbi	op	pct	h	ab	avg	adv	op	pct	rbi	w/o	lob	err	fc	kl
Will Baker	0	1	.000	0	2	.000	0	0	.000	0	1	.000	2	4	.500	0	1	1	1	0	0
Parker Brosius	0	0	.000	0	1	.000	1	2	.500	0	3	.000	3	9	.333	0	3	3	0	0	1
Drew Burress	0	0	.000	1	1	1.000	2	2	1.000	0	2	.000	2	7	.286	0	1	1	1	1	0
Alex Hernandez	0	0	.000	0	3	.000	0	1	.000	0	4	.000	2	5	.400	0	0	3	0	0	0
Carson Kerce	0	0	.000	1	2	.500	1	1	1.000	2	3	.667	2	4	.500	0	1	2	0	0	1
Vahn Lackey	0	0	.000	1	3	.333	0	1	.000	1	3	.333	3	7	.429	0	0	3	1	0	2
Kyle Lodise	0	0	.000	0	3	.000	1	1	1.000	0	5	.000	1	5	.200	0	0	5	0	0	3
Tyler Neises	0	0	.000	1	3	.333	1	1	1.000	0	1	.000	2	4	.500	0	1	1	0	0	1
Drew Rogers	0	0	.000	0	1	.000	0	0	.000	0	1	.000	0	2	.000	0	0	1	0	0	0
Kent Schmidt	0	0	.000	1	1	1.000	0	0	.000	1	1	1.000	3	8	.375	0	1	0	0	0	0
Nathan Waugh	0	0	.000	1	4	.250	1	2	.500	1	3	.333	4	8	.500	2	1	3	0	1	1
Totals	0	1	.000	6	24	.250	7	11	.636	5	27	.185	24	63	.381	2	9	23	3	2	9
Opponents	1	2	.500	5	26	.192	3	9	.333	4	27	.148	19	58	.328	3	5	26	1	4	10

Success Advancing Runners = percentage of times the batter advanced at least one runner during a plate appearance
 #Rnrns Adv w/Out = TOTAL number of runners advanced when the player made an out

STARTING PITCHER STATS

(All games Sorted by Earned run avg)

Player	era	w-l	app	gs	cg	sho	sv	ip	h	r	er	bb	so	2b	3b	hr	b/avg	wp	hp	bk	sfa	sha
Tate McKee	0.00	0-0	1	1	0	0/0	0	5.0	2	1	0	2	3	0	0	0	.133	0	1	0	0	0
Riley Stanford	2.25	0-0	1	1	0	0/0	0	4.0	5	1	1	1	5	0	0	1	.333	0	1	0	0	1
Brady Jones	99.00	0-0	1	1	0	0/0	0	0.0	1	3	3	3	0	0	0	0	1.000	0	1	0	0	0
Totals	4.00	0-0	3	3	0	0/0	0	9.0	8	5	4	6	8	0	0	1	.258	0	3	0	0	1
Opponents	1.88	0-0	3	3	0	0/0	0	14.1	8	3	3	6	19	2	0	1	.157	2	1	0	1	0

BULLPEN STATS

(All games Sorted by Earned run avg)

Player	era	w-l	app	gs	cg	sho	sv	ip	h	r	er	bb	so	2b	3b	hr	b/avg	wp	hp	bk	sfa	sha
Caden Spivey	0.00	0-0	1	0	0	0/0	0	3.0	1	0	0	1	5	0	0	0	.100	0	0	0	0	0
Caden Gaudette	0.00	0-0	1	0	0	0/0	0	2.0	1	0	0	0	5	0	0	0	.143	0	0	0	0	0
Jaylen Paden	0.00	1-0	1	0	0	0/0	0	2.0	0	0	0	0	4	0	0	0	.000	0	0	0	0	0
Alex Hernandez	0.00	0-0	1	0	0	0/0	1	1.2	0	0	0	1	2	0	0	0	.000	0	0	0	0	0
Sam Swygert	0.00	0-0	1	0	0	0/0	0	1.2	0	0	0	1	2	0	0	0	.000	0	1	0	0	0
Cole Royer	0.00	1-0	1	0	0	0/0	0	1.0	0	0	0	0	2	0	0	0	.000	0	0	0	0	0
Cooper McMullen	0.00	0-0	1	0	0	0/0	0	1.0	1	0	0	1	2	0	0	0	.250	0	0	0	0	0
Kayden Campbell	0.00	1-0	1	0	0	0/0	0	0.1	1	0	0	0	1	0	0	0	.500	0	0	0	0	0
Brett Barfield	0.00	0-0	1	0	0	0/0	0	0.1	0	0	0	1	0	0	0	0	.000	0	0	0	0	0
Joshua Evans	0.00	0-0	1	0	0	0/0	0	0.1	0	0	0	1	0	0	0	0	.000	0	1	0	0	0
Carson Ballard	4.50	0-0	1	0	0	0/0	0	2.0	4	1	1	0	3	1	0	0	.400	0	0	0	0	0
Porter Buursema	10.12	0-0	1	0	0	0/0	0	2.2	3	3	3	2	6	0	0	0	.300	0	0	0	1	0
Totals	2.00	3-0	3	0	0	0/0	1	18.0	11	4	4	8	32	1	0	0	.172	0	2	0	1	0
Opponents	12.10	0-3	3	0	0	0/0	0	9.2	12	14	13	9	11	4	0	2	.316	1	2	0	1	3

TEAM GAME-BY-GAME

@GTBASEBALL

Team Game-by-Game for Georgia Tech (as of Feb 17, 2025)

Batting (All games)

Date	Opponent	ab	r	h	rbi	2b	3b	hr	tb	bb	ibb	sb	cs	hbp	sac	sf	gdp	k	po	a	e	lob	avg
Feb 14	OLD DOMINION	24	3	3	3	1	0	1	7	5	0	0	0	1	3	0	1	7	27	9	1	6	.125
Feb 15	OLD DOMINION	31	7	6	7	1	0	1	10	7	0	1	0	0	0	0	1	13	27	7	1	7	.164
Feb 16	OLD DOMINION	34	7	11	6	4	0	1	18	3	0	2	0	2	0	2	0	10	27	5	1	10	.225
Totals		89	17	20	16	6	0	3	35	15	0	3	0	3	3	2	2	30	81	21	3	23	.225

@GTBASEBALL

Team Game-by-Game for Georgia Tech (as of Feb 17, 2025)

Pitching (All games)

Date	Opponent	ip	h	r	er	bb	so	2b	3b	hr	wp	bk	hbp	dp	ibb	score	w-l	sv	era
Feb 14	OLD DOMINION	9.0	6	2	1	2	10	1	0	0	0	0	1	2	0	3-2	1-0	0	1.00
Feb 15	OLD DOMINION	9.0	4	3	3	7	16	0	0	0	0	0	2	0	0	7-3	2-0	0	2.00
Feb 16	OLD DOMINION	9.0	9	4	4	5	14	0	0	1	0	0	2	0	0	7-4	3-0	1	2.67
Totals		27.0	19	9	8	14	40	1	0	1	0	0	5	2	0	17-9	3-0	1	2.67

GT BASEBALL CAREER STATS
Will Baker

Year	avg	gp-gs	ab	r	h	2b	3b	hr	rbi	tb	slg%	bb	hbp	so	gdp	ob%	sf	sh	sb-att	po	a	e	fld%
2025	.000	3-1	5	1	0	0	0	0	0	0	.000	0	0	1	0	.000	0	1	0-0	1	3	0	1.000
TOTAL	.000	3-1	5	1	0	0	0	0	0	0	.000	0	0	1	0	.000	0	1	0-0	1	3	0	1.000

Carson Ballard

Year	avg	gp-gs	ab	r	h	2b	3b	hr	rbi	tb	slg%	bb	hbp	so	gdp	ob%	sf	sh	sb-att	po	a	e	fld%
2024	.000	0-0	0	0	0	0	0	0	0	0	.000	0	0	0	0	.000	0	0	0-0	3	2	3	.625
TOTAL	.000	0-0	0	0	0	0	0	0	0	0	.000	0	0	0	0	.000	0	0	0-0	3	2	3	.625

Year	era	w-l	app	gs	cq	sho	sv	ip	h	r	er	bb	so	2b	3b	hr	bf	bavg	wp	hbp	bk	sfa	sha
2024	4.41	2-2	13	6	0	0/1	1	34.2	38	22	17	9	26	7	0	6	148	.286	1	2	1	1	3
2025	4.50	0-0	1	0	0	0/0	0	2.0	4	1	1	0	3	1	0	0	10	.400	0	0	0	0	0
TOTAL	4.42	2-2	14	6	0	0/1	1	36.2	42	23	18	9	29	8	0	6	158	.294	1	2	1	1	3

Brett Barfield

Year	avg	gp-gs	ab	r	h	2b	3b	hr	rbi	tb	slg%	bb	hbp	so	gdp	ob%	sf	sh	sb-att	po	a	e	fld%
2024	.000	0-0	0	0	0	0	0	0	0	0	.000	0	0	0	0	.000	0	0	0-0	0	1	1	.500
2025	.000	0-0	0	0	0	0	0	0	0	0	.000	0	0	0	0	.000	0	0	0-0	1	0	0	1.000
TOTAL	.000	0-0	0	0	0	0	0	0	0	0	.000	0	0	0	0	.000	0	0	0-0	1	1	1	.667

Year	era	w-l	app	gs	cq	sho	sv	ip	h	r	er	bb	so	2b	3b	hr	bf	bavg	wp	hbp	bk	sfa	sha
2024	6.75	0-0	16	0	0	0/0	0	16.0	22	15	12	10	18	6	0	1	83	.314	0	3	0	0	0
2025	0.00	0-0	1	0	0	0/0	0	0.1	0	0	0	1	0	0	0	0	1	.000	0	0	0	0	0
TOTAL	6.61	0-0	17	0	0	0/0	0	16.1	22	15	12	11	18	6	0	1	84	.314	0	3	0	0	0

Parker Brosius

Year	avg	gp-gs	ab	r	h	2b	3b	hr	rbi	tb	slg%	bb	hbp	so	gdp	ob%	sf	sh	sb-att	po	a	e	fld%
2023	.182	30-0	11	7	2	0	0	0	1	2	.182	2	0	2	0	.308	0	0	1-1	11	1	0	1.000
2024	.298	46-33	114	31	34	7	1	2	28	49	.430	25	6	20	0	.442	2	3	9-9	66	0	1	.985
2025	.000	3-3	7	1	0	0	0	0	1	0	.000	2	1	6	0	.273	1	1	2-2	5	0	2	.714
TOTAL	.273	79-36	132	39	36	7	1	2	30	51	.386	29	7	28	0	.421	3	4	12-12	82	1	3	.965

Drew Burress

Year	avg	gp-gs	ab	r	h	2b	3b	hr	rbi	tb	slg%	bb	hbp	so	gdp	ob%	sf	sh	sb-att	po	a	e	fld%
2024	.381	58-58	218	73	83	15	3	25	67	179	.821	58	5	37	6	.512	4	0	8-10	146	10	2	.987
2025	.182	3-3	11	2	2	0	0	1	5	5	.455	2	0	3	0	.286	1	0	1-1	8	0	0	1.000
TOTAL	.371	61-61	229	75	85	15	3	26	72	184	.803	60	5	40	6	.502	5	0	9-11	154	10	2	.988

Porter Buursema

Year	era	w-l	app	gs	cq	sho	sv	ip	h	r	er	bb	so	2b	3b	hr	bf	bavg	wp	hbp	bk	sfa	sha
2025	10.12	0-0	1	0	0	0/0	0	2.2	3	3	3	2	6	0	0	0	13	.300	0	0	0	1	0
TOTAL	10.12	0-0	1	0	0	0/0	0	2.2	3	3	3	2	6	0	0	0	13	.300	0	0	0	1	0

Kayden Campbell

Year	avg	gp-gs	ab	r	h	2b	3b	hr	rbi	tb	slg%	bb	hbp	so	gdp	ob%	sf	sh	sb-att	po	a	e	fld%
2023	.376	45-45	173	50	65	16	1	4	24	95	.549	29	11	17	5	.484	4	0	4-6	57	77	6	.957
TOTAL	.376	45-45	173	50	65	16	1	4	24	95	.549	29	11	17	5	.484	4	0	4-6	57	77	6	.957

Year	era	w-l	app	gs	cq	sho	sv	ip	h	r	er	bb	so	2b	3b	hr	bf	bavg	wp	hbp	bk	sfa	sha
2025	0.00	1-0	1	0	0	0/0	0	0.1	1	0	0	0	1	0	0	0	2	.500	0	0	0	0	0
TOTAL	0.00	1-0	1	0	0	0/0	0	0.1	1	0	0	0	1	0	0	0	2	.500	0	0	0	0	0

GT BASEBALL CAREER STATS

Brett Denby

Year	avg	gp-gs	ab	r	h	2b	3b	hr	rbi	tb	slg%	bb	hbp	so	gdp	ob%	sf	sh	sb-att	po	a	e	fld%
2024	.000	4-0	0	0	0	0	0	0	0	0	.000	0	0	0	0	.000	0	0	0-0	0	1	0	1.000
TOTAL	.000	4-0	0	0	0	0	0	0	0	0	.000	0	0	0	0	.000	0	0	0-0	0	1	0	1.000

Year	era	w-l	app	gs	cq	sho	sv	ip	h	r	er	bb	so	2b	3b	hr	bf	bavg	wp	hbp	bk	sfa	sha
2024	99.00	0-0	1	0	0	0/0	0	0.0	2	2	2	2	0	0	0	0	4	1.000	1	0	0	0	0
TOTAL	99.00	0-0	1	0	0	0/0	0	0.0	2	2	2	2	0	0	0	0	4	1.000	1	0	0	0	0

Joshua Evans

Year	avg	gp-gs	ab	r	h	2b	3b	hr	rbi	tb	slg%	bb	hbp	so	gdp	ob%	sf	sh	sb-att	po	a	e	fld%
------	-----	-------	----	---	---	----	----	----	-----	----	------	----	-----	----	-----	-----	----	----	--------	----	---	---	------

Year	era	w-l	app	gs	cq	sho	sv	ip	h	r	er	bb	so	2b	3b	hr	bf	bavg	wp	hbp	bk	sfa	sha
2025	0.00	0-0	1	0	0	0/0	0	0.1	0	0	0	1	0	0	0	0	3	.000	0	1	0	0	0
TOTAL	0.00	0-0	1	0	0	0/0	0	0.1	0	0	0	1	0	0	0	0	3	.000	0	1	0	0	0

Caden Gaudette

Year	avg	gp-gs	ab	r	h	2b	3b	hr	rbi	tb	slg%	bb	hbp	so	gdp	ob%	sf	sh	sb-att	po	a	e	fld%
2024	.000	0-0	0	0	0	0	0	0	0	0	.000	0	0	0	0	.000	0	0	0-0	1	1	0	1.000
TOTAL	.000	0-0	0	0	0	0	0	0	0	0	.000	0	0	0	0	.000	0	0	0-0	1	1	0	1.000

Year	era	w-l	app	gs	cq	sho	sv	ip	h	r	er	bb	so	2b	3b	hr	bf	bavg	wp	hbp	bk	sfa	sha
2024	5.00	0-0	9	0	0	0/0	0	9.0	9	5	5	4	6	3	0	2	39	.273	1	1	0	0	1
2025	0.00	0-0	1	0	0	0/0	0	2.0	1	0	0	0	5	0	0	0	7	.143	0	0	0	0	0
TOTAL	4.09	0-0	10	0	0	0/0	0	11.0	10	5	5	4	11	3	0	2	46	.250	1	1	0	0	1

John Giesler

Year	avg	gp-gs	ab	r	h	2b	3b	hr	rbi	tb	slg%	bb	hbp	so	gdp	ob%	sf	sh	sb-att	po	a	e	fld%
2020	.250	3-0	4	0	1	0	0	0	0	1	.250	0	0	2	0	.250	0	0	0-0	0	2	0	1.000
2022	.323	22-6	31	6	10	1	0	1	8	14	.452	5	3	11	1	.450	1	0	0-0	20	0	0	1.000
2023	.333	47-41	156	34	52	13	2	8	37	93	.596	23	4	28	3	.422	4	0	3-3	234	24	6	.977
2024	.282	41-41	156	34	44	17	1	10	43	93	.596	20	5	37	8	.379	1	0	0-0	161	36	2	.990
TOTAL	.308	113-88	347	74	107	31	3	19	88	201	.579	48	12	78	12	.404	6	0	3-3	415	62	8	.984

Alex Hernandez

Year	avg	gp-gs	ab	r	h	2b	3b	hr	rbi	tb	slg%	bb	hbp	so	gdp	ob%	sf	sh	sb-att	po	a	e	fld%
2025	.300	3-3	10	3	3	1	0	0	0	4	.400	1	1	2	0	.417	0	0	0-0	3	1	0	1.000
TOTAL	.300	3-3	10	3	3	1	0	0	0	4	.400	1	1	2	0	.417	0	0	0-0	3	1	0	1.000

Year	era	w-l	app	gs	cq	sho	sv	ip	h	r	er	bb	so	2b	3b	hr	bf	bavg	wp	hbp	bk	sfa	sha
2025	0.00	0-0	1	0	0	0/0	1	1.2	0	0	0	1	2	0	0	0	6	.000	0	0	0	0	0
TOTAL	0.00	0-0	1	0	0	0/0	1	1.2	0	0	0	1	2	0	0	0	6	.000	0	0	0	0	0

Brady Jones

Year	avg	gp-gs	ab	r	h	2b	3b	hr	rbi	tb	slg%	bb	hbp	so	gdp	ob%	sf	sh	sb-att	po	a	e	fld%
------	-----	-------	----	---	---	----	----	----	-----	----	------	----	-----	----	-----	-----	----	----	--------	----	---	---	------

Year	era	w-l	app	gs	cq	sho	sv	ip	h	r	er	bb	so	2b	3b	hr	bf	bavg	wp	hbp	bk	sfa	sha
2025	99.00	0-0	1	1	0	0/0	0	0.0	1	3	3	3	0	0	0	0	5	1.000	0	1	0	0	0
TOTAL	99.00	0-0	1	1	0	0/0	0	0.0	1	3	3	3	0	0	0	0	5	1.000	0	1	0	0	0

Carson Kerce

Year	avg	gp-gs	ab	r	h	2b	3b	hr	rbi	tb	slg%	bb	hbp	so	gdp	ob%	sf	sh	sb-att	po	a	e	fld%
2024	.282	50-35	131	27	37	5	0	2	25	48	.366	21	4	36	4	.392	2	6	2-2	27	74	5	.953
2025	.375	3-3	8	1	3	2	0	0	1	5	.625	0	0	3	0	.375	0	1	0-0	3	3	0	1.000
TOTAL	.288	53-38	139	28	40	7	0	2	26	53	.381	21	4	39	4	.392	2	7	2-2	30	77	5	.955

GT BASEBALL CAREER STATS
Vahn Lackey

Year	avg	gp-gs	ab	r	h	2b	3b	hr	rbi	tb	slg%	bb	hbp	so	gdp	ob%	sf	sh	sb-att	po	a	e	fld%
2024	.214	36-26	84	14	18	2	0	4	15	32	.381	12	3	18	4	.330	1	3	1-1	237	18	3	.988
2025	.333	3-3	12	1	4	2	0	0	1	6	.500	0	0	3	1	.333	0	0	0-0	29	3	1	.970
TOTAL	.229	39-29	96	15	22	4	0	4	16	38	.396	12	3	21	5	.330	1	3	1-1	266	21	4	.986

Kyle Lodise

Year	avg	gp-gs	ab	r	h	2b	3b	hr	rbi	tb	slg%	bb	hbp	so	gdp	ob%	sf	sh	sb-att	po	a	e	fld%
2025	.111	3-3	9	1	1	0	0	0	1	1	.111	4	1	5	0	.429	0	0	0-0	3	7	0	1.000
TOTAL	.111	3-3	9	1	1	0	0	0	1	1	.111	4	1	5	0	.429	0	0	0-0	3	7	0	1.000

Tate McKee

Year	avg	gp-gs	ab	r	h	2b	3b	hr	rbi	tb	slg%	bb	hbp	so	gdp	ob%	sf	sh	sb-att	po	a	e	fld%
2024	.000	0-0	0	0	0	0	0	0	0	0	.000	0	0	0	0	.000	0	0	0-0	2	6	0	1.000
2025	.000	0-0	0	0	0	0	0	0	0	0	.000	0	0	0	0	.000	0	0	0-0	0	1	0	1.000
TOTAL	.000	0-0	0	0	0	0	0	0	0	0	.000	0	0	0	0	.000	0	0	0-0	2	7	0	1.000

Year	era	w-l	app	gs	cq	sho	sv	ip	h	r	er	bb	so	2b	3b	hr	bf	bavg	wp	hbp	bk	sfa	sha
2024	7.28	4-5	18	8	0	0/1	1	47.0	47	39	38	28	61	12	2	9	219	.257	3	4	1	2	2
2025	0.00	0-0	1	1	0	0/0	0	5.0	2	1	0	2	3	0	0	0	18	.133	0	1	0	0	0
TOTAL	6.58	4-5	19	9	0	0/1	1	52.0	49	40	38	30	64	12	2	9	237	.247	3	5	1	2	2

Cooper McMullen

Year	avg	gp-gs	ab	r	h	2b	3b	hr	rbi	tb	slg%	bb	hbp	so	gdp	ob%	sf	sh	sb-att	po	a	e	fld%
------	-----	-------	----	---	---	----	----	----	-----	----	------	----	-----	----	-----	-----	----	----	--------	----	---	---	------

Year	era	w-l	app	gs	cq	sho	sv	ip	h	r	er	bb	so	2b	3b	hr	bf	bavg	wp	hbp	bk	sfa	sha
2025	0.00	0-0	1	0	0	0/0	0	1.0	1	0	0	1	2	0	0	0	5	.250	0	0	0	0	0
TOTAL	0.00	0-0	1	0	0	0/0	0	1.0	1	0	0	1	2	0	0	0	5	.250	0	0	0	0	0

Tyler Neises

Year	avg	gp-gs	ab	r	h	2b	3b	hr	rbi	tb	slg%	bb	hbp	so	gdp	ob%	sf	sh	sb-att	po	a	e	fld%
2024	.143	10-0	7	0	1	0	0	0	1	1	.143	1	0	4	0	.250	0	0	0-0	3	1	0	1.000
2025	.250	2-1	4	1	1	0	0	0	2	1	.250	2	0	1	0	.500	0	0	0-0	3	0	0	1.000
TOTAL	.182	12-1	11	1	2	0	0	0	3	2	.182	3	0	5	0	.357	0	0	0-0	6	1	0	1.000

Jaylen Paden

Year	avg	gp-gs	ab	r	h	2b	3b	hr	rbi	tb	slg%	bb	hbp	so	gdp	ob%	sf	sh	sb-att	po	a	e	fld%
2025	.000	0-0	0	0	0	0	0	0	0	0	.000	0	0	0	0	.000	0	0	0-0	1	0	0	1.000
TOTAL	.000	0-0	0	0	0	0	0	0	0	0	.000	0	0	0	0	.000	0	0	0-0	1	0	0	1.000

Year	era	w-l	app	gs	cq	sho	sv	ip	h	r	er	bb	so	2b	3b	hr	bf	bavg	wp	hbp	bk	sfa	sha
2025	0.00	1-0	1	0	0	0/0	0	2.0	0	0	0	0	4	0	0	0	6	.000	0	0	0	0	0
TOTAL	0.00	1-0	1	0	0	0/0	0	2.0	0	0	0	0	4	0	0	0	6	.000	0	0	0	0	0

Mason Patel

Year	avg	gp-gs	ab	r	h	2b	3b	hr	rbi	tb	slg%	bb	hbp	so	gdp	ob%	sf	sh	sb-att	po	a	e	fld%
2024	.000	0-0	0	0	0	0	0	0	0	0	.000	0	0	0	0	.000	0	0	0-0	3	4	0	1.000
TOTAL	.000	0-0	0	0	0	0	0	0	0	0	.000	0	0	0	0	.000	0	0	0-0	3	4	0	1.000

Year	era	w-l	app	gs	cq	sho	sv	ip	h	r	er	bb	so	2b	3b	hr	bf	bavg	wp	hbp	bk	sfa	sha
2024	8.25	2-3	14	5	0	0/0	0	36.0	54	33	33	16	32	9	0	6	175	.362	2	4	0	5	1
TOTAL	8.25	2-3	14	5	0	0/0	0	36.0	54	33	33	16	32	9	0	6	175	.362	2	4	0	5	1

Drew Rogers

Year	avg	gp-gs	ab	r	h	2b	3b	hr	rbi	tb	slg%	bb	hbp	so	gdp	ob%	sf	sh	sb-att	po	a	e	fld%
2025	.000	1-1	2	0	0	0	0	0	0	0	.000	0	0	2	0	.000	0	0	0-0	12	2	0	1.000
TOTAL	.000	1-1	2	0	0	0	0	0	0	0	.000	0	0	2	0	.000	0	0	0-0	12	2	0	1.000

GT BASEBALL CAREER STATS

Cole Royer

Year	avg	gp-gs	ab	r	h	2b	3b	hr	rbi	tb	slg%	bb	hbp	so	gdp	ob%	sf	sh	sb-att	po	a	e	fld%
Year	era	w-l	app	qs	cq	sho	sv	ip	h	r	er	bb	so	2b	3b	hr	bf	bavg	wp	hbp	bk	sfa	sha
2025	0.00	1-0	1	0	0	0/0	0	1.0	0	0	0	0	2	0	0	0	3	.000	0	0	0	0	0
TOTAL	0.00	1-0	1	0	0	0/0	0	1.0	0	0	0	0	2	0	0	0	3	.000	0	0	0	0	0

Kent Schmidt

Year	avg	gp-gs	ab	r	h	2b	3b	hr	rbi	tb	slg%	bb	hbp	so	gdp	ob%	sf	sh	sb-att	po	a	e	fld%
Year	era	w-l	app	qs	cq	sho	sv	ip	h	r	er	bb	so	2b	3b	hr	bf	bavg	wp	hbp	bk	sfa	sha
2002	.000	0-0	0	0	0	0	0	0	0	0	.000	0	0	0	0	.000	0	0	0-0	2	3	1	.833
2025	.364	3-3	11	3	4	1	0	1	1	8	.727	2	0	1	0	.462	0	0	0-0	12	0	0	1.000
TOTAL	.364	3-3	11	3	4	1	0	1	1	8	.727	2	0	1	0	.462	0	0	0-0	14	3	1	.944
Year	era	w-l	app	qs	cq	sho	sv	ip	h	r	er	bb	so	2b	3b	hr	bf	bavg	wp	hbp	bk	sfa	sha
2002	3.64	5-2	19	11	0	0/0	0	71.2	73	36	29	31	80	16	1	8	325	.260	11	13	0	0	0
2003	4.05	1-1	7	2	0	0/0	0	13.1	10	6	6	11	16	2	0	1	62	.213	2	4	1	0	0
TOTAL	3.71	6-3	26	13	0	0/0	0	85.0	83	42	35	42	96	18	1	9	387	.253	13	17	1	0	0

Connor Shouse

Year	avg	gp-gs	ab	r	h	2b	3b	hr	rbi	tb	slg%	bb	hbp	so	gdp	ob%	sf	sh	sb-att	po	a	e	fld%
2025	.000	1-0	0	0	0	0	0	0	0	0	.000	0	0	0	0	.000	0	0	0-0	0	0	0	.000
TOTAL	.000	1-0	0	0	0	0	0	0	0	0	.000	0	0	0	0	.000	0	0	0-0	0	0	0	.000

Caden Spivey

Year	avg	gp-gs	ab	r	h	2b	3b	hr	rbi	tb	slg%	bb	hbp	so	gdp	ob%	sf	sh	sb-att	po	a	e	fld%
Year	era	w-l	app	qs	cq	sho	sv	ip	h	r	er	bb	so	2b	3b	hr	bf	bavg	wp	hbp	bk	sfa	sha
2025	0.00	0-0	1	0	0	0/0	0	3.0	1	0	0	1	5	0	0	0	11	.100	0	0	0	0	0
TOTAL	0.00	0-0	1	0	0	0/0	0	3.0	1	0	0	1	5	0	0	0	11	.100	0	0	0	0	0

Riley Stanford

Year	avg	gp-gs	ab	r	h	2b	3b	hr	rbi	tb	slg%	bb	hbp	so	gdp	ob%	sf	sh	sb-att	po	a	e	fld%
Year	era	w-l	app	qs	cq	sho	sv	ip	h	r	er	bb	so	2b	3b	hr	bf	bavg	wp	hbp	bk	sfa	sha
2023	.200	2-0	5	1	1	0	0	0	0	1	.200	0	0	4	0	.200	0	0	0-0	0	0	0	.000
2024	.000	2-0	2	0	0	0	0	0	0	0	.000	0	0	1	0	.000	0	0	0-0	0	1	0	1.000
2025	.000	0-0	0	0	0	0	0	0	0	0	.000	0	0	0	0	.000	0	0	0-0	0	1	0	1.000
TOTAL	.143	4-0	7	1	1	0	0	0	0	1	.143	0	0	5	0	.143	0	0	0-0	0	2	0	1.000
Year	era	w-l	app	qs	cq	sho	sv	ip	h	r	er	bb	so	2b	3b	hr	bf	bavg	wp	hbp	bk	sfa	sha
2024	5.94	2-1	19	0	0	0/1	1	16.2	22	15	11	12	18	3	0	3	88	.319	1	5	0	0	2
2025	2.25	0-0	1	1	0	0/0	0	4.0	5	1	1	1	5	0	0	1	18	.333	0	1	0	0	1
TOTAL	5.23	2-1	20	1	0	0/1	1	20.2	27	16	12	13	23	3	0	4	106	.321	1	6	0	0	3

Sam Swygert

Year	avg	gp-gs	ab	r	h	2b	3b	hr	rbi	tb	slg%	bb	hbp	so	gdp	ob%	sf	sh	sb-att	po	a	e	fld%
Year	era	w-l	app	qs	cq	sho	sv	ip	h	r	er	bb	so	2b	3b	hr	bf	bavg	wp	hbp	bk	sfa	sha
2025	0.00	0-0	1	0	0	0/0	0	1.2	0	0	0	1	2	0	0	0	8	.000	0	1	0	0	0
TOTAL	0.00	0-0	1	0	0	0/0	0	1.2	0	0	0	1	2	0	0	0	8	.000	0	1	0	0	0

Nathan Waugh

Year	avg	gp-gs	ab	r	h	2b	3b	hr	rbi	tb	slg%	bb	hbp	so	gdp	ob%	sf	sh	sb-att	po	a	e	fld%
Year	era	w-l	app	qs	cq	sho	sv	ip	h	r	er	bb	so	2b	3b	hr	bf	bavg	wp	hbp	bk	sfa	sha
2025	.200	3-3	10	3	2	0	0	1	4	5	.500	2	0	3	1	.333	0	0	0-0	0	0	0	.000
TOTAL	.200	3-3	10	3	2	0	0	1	4	5	.500	2	0	3	1	.333	0	0	0-0	0	0	0	.000

TV/RADIO ROSTER




#1
PARKER BROSIUS
OF • R/L • 6-2 • 193 • Jr.
Suwanee, Ga. (Lambert HS)




#2
KYLE LODISE
INF • R/R • 5-11 • 180 • Jr.
Brunswick, Ga. (Augusta)



#3
CARSON KERCE
INF • R/R • 6-1 • 200 • Soph.
Marietta, Ga. (Pope HS)



#4
ALEX HERNANDEZ
RHP/INF • R/R • 6-2 • 188 • Fr.
Cumming, Ga. (Forsyth Central)




#5
COOPER MCMULLEN
RHP • R/R • 6-3 • 186 • Fr.
Bonaire, Ga. (Tattnall Square Academy)



#6
CALEB DANIEL
UTL • L/R • 5-11 • 183 • Fr.
Cartersville, Ga. (Cartersville HS)



#7
WILL BAKER
INF • L/R • 6-0 • 188 • Fr.
Upper Coomera, Queensland, Australia



#8
DREW BURRESS
OF • R/R • 5-9 • 182 • Soph.
Houston County, Ga. (Houston Co. HS)



#9
CONNOR SHOUSE
RHP/INF • R/R • 6-1 • 175 • Fr.
Perry, Ga. (Pickens Co. HS)



#10
KENT SCHMIDT
INF • L/R • 6-0 • 221 • Soph.
Marietta, Ga. (Georgia Southern)




#12
SAM SWYBERT
RHP • R/R • 6-1 • 215 • 5th
Springfield, SC (The Citadel)




#14
CAYDEN SHEFFIELD
OF • R/R • 6-1 • 184 • Fr.
Dallas, Ga. (North Paulding HS)




#15
RILEY STANFORD
RHP • R/R • 6-4 • 236 • R-So.
Gainesville, Ga. (Buford HS)



#16
ETHAN MURRAY
INF • R/R • 6-2 • 195 • Fr.
Buford, Ga. (Buford HS)



#18
COLE ROYER
RHP • R/R • 6-5 • 185 • Fr.
Waynesville, Ga. (Pierce Co. HS)



#19
NATHANAEL COUPET
C/OF • R/R • 5-11 • 205 • Soph.
Boynton Beach, Fl. (North Broward Prep)




#20
CADEN SPIVEY
RHP • R/R • 6-2 • 195 • Jr.
Vidalia, Ga. (Notre Dame)




#21
JOHN GIESLER
INF • R/R • 6-3 • 224 • 6th
Marietta, Ga. (Walton HS)



#22
TATE MCKEE
RHP • R/R • 6-3 • 203 • Soph.
Kennesaw, Ga. (Mount Paran Christian)



#24
JOSHUA EVANS
LHP • S/L • 6-3 • 187 • Fr.
Lawrenceville, Ga. (Peachtree Ridge HS)




#25
VAHN LACKEY
C/INF • R/R • 6-1 • 213 • Soph.
Suwanee, Ga. (Collins Hill HS)




#26
RYAN JOHNSON
RHP • R/R • 6-4 • 168 • Fr.
Dallas, Ga. (Cartersville HS)



#27
BRETT DENBY
INF • R/R • 5-11 • 180 • Jr.
New Albany, Ind. (Jefferson HS)



#28
JACKSON SOBEL
LHP • L/L • 6-2 • 186 • Soph.
Charleston, SC
(Oceanside Collegiate Academy)




#29
MASON PATEL
RHP • R/R • 6-1 • 210 • 5th
Knoxville, Tenn. (Georgia State)



#30
PORTER BURSEMA
RHP • R/R • 6-1 • 198 • Soph.
Woodstock, Ga. (Georgia Southern)



#31
JACKSON BLAKELY
RHP • R/R • 6-0 • 211 • Fr.
Thomaston Ga. (Upson-Lee HS)



#32
BRETT BARFIELD
LHP • L/L • 6-1 • 198 • Jr.
Cumming, Ga. (Florida State)



#34
DREW ROGERS
C • R/R • 6-1 • 220 • Fr.
Tempe, Ariz. (Hamilton HS)



#35
JAKE LANKIE
RHP • R/R • 6-2 • 200 • Soph.
Alpharetta, Ga. (Georgia)



#36
THORPE MUSCI
RHP • R/R • 6-0 • 201 • Fr.
Lilburn, Ga. (Parkview HS)



#37
CADEN GAUDETTE
RHP • R/R • 6-0 • 207 • R-So.
Alpharetta, Ga. (Milton HS)




#38
CARSON BALLARD
RHP • R/R • 6-4 • 197 • Jr.
Alpharetta, Ga. (Wesleyan HS)




#39
TYLER NEISES
UTL • L/R • 6-3 • 220 • Soph.
Dalton, Ga. (Dalton HS)



#40
NATHAN WAUGH
C • R/R • 6-5 • 230 • 5th
Placentia, Calif. (Cornell)




#42
JAYLEN PADEN
RHP • R/R • 5-10 • 195 • 5th
Atlanta, Ga. (Georgia Southern)



#45
CONNOR CHICOLI
RHP • R/R • 6-3 • 185 • Fr.
Raleigh, NC (Pro5 Baseball Academy)



#49
KAYDEN CAMPBELL
LHP • R/L • 6-2 • 205 • Jr.
Cincinnati, Ohio (Louisville)



#55
ADAM MCKELVEY
LHP • L/L • 6-3 • 229 • Fr.
Roswell, Ga. (Roswell HS)



#99
BRADY JONES
RHP • R/R • 6-0 • 204 • Jr.
Decatur, Ga. (Georgia State)