



GEORGIA TECH BASKETBALL 2024-25

ACC Champions 1985, 1990, 1993, 2021 • Final Four 1990, 2004 • 17 NCAA Tournament appearances

2024-25 Schedule/Results

Date	Opponent	TV	Time
N6	WEST GEORGIA	ACCNX	W, 85-62
N10	NORTH FLORIDA	ACCNX	L, 93-105
N12	TEXAS SOUTHERN	ACCNX	W, 81-62
N15	GEORGIA	ACCNX	L, 69-77
N23	CINCINNATI (18/16)	ACCNX	L, 58-81
N27	CHARLESTON SOUTHERN	ACCNX	W, 91-67
N30	CENTRAL ARKANSAS	ACCNX	W, 87-68
D3	at Oklahoma* (21/21)	ESPNU	L, 61-76
D7	at North Carolina (20/22)	ACC Network	L, 65-68
D15	vs. Northwestern+	B1G Network	L, 60-71
D18	UMBC	ACCNX	W, 91-82
D21	DUKE (5/5)	ACC Network	L, 56-82
D28	ALABAMA A&M	ACC Network	W, 92-49
D31	NOTRE DAME	ACC Network	W, 86-75
J4	BOSTON COLLEGE	ESPNU	W, 85-64
J7	at Syracuse	ACC Network	L, 55-62
J11	at SMU	ESPN2	L, 71-93
J14	CLEMSON (rv)	ACC Network	L, 59-70
J18	at Florida State	ESPNU	L, 78-91
J22	VIRGINIA TECH	ESPNU	W, 71-64
J28	at Notre Dame	ACC Network	L, 68-71
F1	LOUISVILLE (21/22)	The CW	W, 77-70
F4	at Clemson (rv/21)	ACC Network	W, 89-86 (3ot)
F8	at Virginia	The CW	L, 61-75
F12	STANFORD	ACC Network	W, 60-52
F15	CALIFORNIA	ACC Network	W, 90-88 (ot)
F22	at Boston College	ACC Network	L, 54-69
F25	at Pittsburgh	ACC Network	7 p.m.
M1	NC STATE	ACC Network	3 p.m.
M4	MIAMI	ACC Network	7 p.m.
M8	at Wake Forest (rv)	The CW	2:15 p.m.
M11	ACC Tournament%		

*SEC/ACC Challenge; +MIKE Tip-Off (Fiserve Forum, Milwaukee, Wis.); %ACC Tournament (Charlotte, N.C.)

All times Eastern; home games in ALL CAPS

RADIO: Georgia Tech Sports Network by Legends Sports

Announcers	Andy Demetra, Randy Waters
Producer/Engineer	Isiah Stewart
Network station in Atlanta	680 AM / 93.7 FM
Satellite Radio	SiriusXM Ch. 384 (app 974)
Online	GT Gameday App, Ramblinwreck.com
Tuneln	buzz.gt/LiveTuneln

Television ACC Network

Announcers	Doug Sherman, Eric Devendorf
------------	------------------------------

Communications

GTMBB contact	Mike Stamus
Phone	404-218-9723 (cell)
E-mail	mstamus@athletics.gatech.edu

Social Media: #StingEm

Official Twitter	@GTMBB
Facebook	gtmensbasketball
Instagram	gtmensbasketball

GEORGIA TECH (13-14, 7-9 ACC) vs. PITTSBURGH (16-11, 7-9 ACC)

Game 28 • February 25, 2025

Tech Concludes Road Trip at Pitt

Georgia Tech concludes its two-game road trip Tuesday night at 7 p.m. when the Yellow Jackets visit Pittsburgh at the Petersen Events Center in the only scheduled meeting between the two teams this regular season.

Tech (13-14, 7-9 ACC) dropped a 69-54 decision at Boston College Saturday in the first game of the current trip, coming off a bye in its schedule. But the Yellow Jackets have won four of their last six games, including a 60-52 win over Stanford and a 90-88 overtime win against Stanford, 60-52, and escaped with a 90-88 win in overtime over California at home just prior to the bye. Tech also has defeated Louisville (77-70) and Clemson (89-86 in 3 OT) during this six-game stretch. The Clemson game has been the only road win this season for Tech, which is 1-9 away from home.

Pittsburgh (16-11, 7-9 ACC) has lost five of its last seven games, defeating Miami (74-65) and Syracuse (80-69) at home, where the Panthers are 12-3 this season. Pitt is coming off a 76-72 loss at Notre Dame Saturday, and four of its five losses in this recent stretch have come on the road. The Panthers' home ACC losses include Virginia, North Carolina and Clemson.

Tuesday's game will be televised live on the ACC Network, with a live stream available on the ESPN app. Radio coverage is on the Georgia Tech Sports Network by Legends Sports and flagship station 680 the Fan (680 AM/93.7 FM). The Tech broadcast is also available on Sirius XM channel 384 and the SiriusXM app.

EVENT INFORMATION

Site	Petersen Events Center, Pittsburgh, Pa.
Series vs. Pittsburgh	Tech leads, 12-9!
On the road	Tech trails, 3-4
Last meeting	Pitt def. Tech, 72-64, on 1/23/2024 in Atlanta
Trend	Pitt has won the last 4 meetings
!Win on 2/28/2017 vacated by NCAA Committee on Infractions	

GEORGIA TECH YELLOW JACKETS

Rankings (AP/Coaches/KenPom/NET)	nr nr 111 127
Record breakdown	12-5 home 1-8 road 0-1 neutral
Head coach	Damon Stoudamire (Arizona, 1995)
Career record/at GT	98-109 (7th yr) 27-32 (2nd yr)
Stoudamire vs. Pittsburgh	1-1
Next game	March 1 vs. NC State

PITTSBURGH PANTHERS

Rankings (AP/Coaches/KenPom/NET)	nr nr 56 55
Record breakdown	12-3 home 3-7 road 1-2 neutral
Head coach	Jeff Capel (Duke, 1995)
Career record/at Pitt	288-213 (16th yr) 113-103 (7th yr)
Tech vs. Capel	4-1
Next game	March 1 at Louisville

ROSTER AT-A-GLANCE (#indicates last-game starter)

1	Naithan George# G.....6-3.....185.....So..... Toronto, Ontario.....12.9 ppg....6.3 apg > No. 1 in ACC assist avg (No. 13 NCAA); 14.7 ppg, 6.2 apg in ACC games; 13 straight gms 10+ pts before BC
2	Javian McCollum G.....6-2.....175.....Sr..... Fort Myers, Fla.12.2 ppg....3.4 apg > Transfer from Okla.; missed last 4 gms (head); 12.9 ppg, 3.7 apg, 43% FG, 34.5% 3pt FG, 85.7% FT vs. ACC
3	Jaeden Mustaf G.....6-5.....210.....Fr..... Bowie, Md.8.7 ppg....1.6 apg > Four-star prospect; returned after 6-gm absence vs Stanford; started 7 games; 7.0 ppg, 39.1% FG vs. ACC
12	Ryan Mutombo..... C.....7-2.....255.....Gr..... Atlanta, Ga.....2.5 ppg....2.9 rpg > Transfer from Georgetown; DNP 1st 9 games of the season, played in 10 ACC games (36.8% FG, 4 blocks)
11	Baye Ndongo# F6-9.....240.....So..... Mboro, Senegal12.8 ppg....8.5 rpg > Pre-season All-ACC; 5 double-doubles in last 6 games; 13.3 ppg, 54.1% FG, 9.4 rpg in ACC games
35	Emmer Nichols..... F6-6.....223.....r-So..... Woodside, Calif.....0.7 ppg....0.7 rpg > Non-scholarship player in 3rd year in the program, redshirted in 2022-23, played 3 games this season
9	Luke O'Brien F6-8.....225.....Gr..... Littleton, Colo.6.4 ppg....4.4 rpg > Transfer from Colorado; 47.1% FG, 32.1% 3pt FG this season; missed last 16 games (toe)
45	Doryan Onwuchekwa C.....6-11.....240.....Fr..... Dallas, Texas3.5 ppg....4.9 rpg > 3-star center prospect; started 8 games (3.5 ppg, 5.1 rpg); has not played since Dec. 15 (personal)
31	Duncan Powell# F6-8.....235.....r-Jr. Dallas, Texas10.7 ppg....5.3 rpg > Transfer from Sacramento St.; started last 5 games; avg 13.3 ppg, 5.1 rpg, 35.9% 3FG vs. ACC
14	Kowacie Reeves, Jr. G.....6-7.....205.....Sr..... Macon, Ga.....9.3 ppg....2.5 rpg > Started all 32 games in 2023-24 & 1st 6 this season before sustaining foot injury, missed last 21 games
33	Marcos San Miguel G.....6-4.....203.....So..... Smyrna, Ga.2.0 ppg....0.0 rpg > Non-scholarship player in 2nd year in the program, played in 2 game this season
30	Ibrahim Souare# F6-9.....225.....r-Fr. Conakry, Guinea2.8 ppg....3.6 rpg > Red-shirted in 2023-24; averaging 22.7 mins, 4.1 rpg, 12 blocks in ACC games (started last 10 games)
10	Darrian Sutton..... F6-8.....205.....Fr..... St. Louis, Mo.1.3 ppg....1.5 rpg > 4-star prospect; played in 11 games (7 ACC), played 72 minutes last 4 games, more than his prev 7 combined
0	Lance Terry# G.....6-3.....200.....r-Sr. College Park, Ga.....14.6 ppg....2.8 rpg > 10+ pts in 18 games, 20+ in 7; 13.8 ppg, 39% FG, 30.8% 3pt FG vs. ACC; missed 3 of Tech's last 9 gms
32	Dyllan Thompson G/F.....6-7.....215.....Fr..... Sugar Land, Texas--.....-- > Non-scholarship prospect in 1st year at Tech; multi-sport standout, all-state in basketball

TECH NOTEBOOK

Tech Team Statistics

Category	2024-25	ACC	NCAA
Scoring offense	73.8	12	187
Scoring defense	73.3	13	226
Scoring margin	+0.5	8	211
Field goal pct.	.442	13	214
Effective FG pct.	.504	12	231
Field goal pct. def.	.423	5	101
3-pt FG pct.	.341	9	175
3-pt FG per game	7.5	10	200
3-pt FG att. per game	22.0	11	203
3-pt FG pct. def.	.356	16	301
3-pt FG allowed per game	9.0	-	-
Free throw pct.	.667	18	321
FT made per game	12.9	14	243
FT attempts per game	19.3	10	175
Rebounds per game	36.9	6	98
Rebound margin	+0.7	11	196
O-Reb per game	10.7	8	174
D-Reb per game	26.3	5	68
Assists per game	14.8	5	106
Assist/TO ratio	1.22	10	144
Turnover margin	-0.8	15	250
Turnovers per game	12.1	15	216
Turnovers forced per game	11.3	10	244
Blocks per game	3.7	10	121
Steals per game	6.1	11	255
Fouls per game	16.3	10	130
Bench points per game	20.4	10	185
Fast break points per game	9.2	7	212

Rankings through games of February 23

Games Started/Finished

Player	2024-25	Conf.	Career	*Finished
Naithan George	27	16	55	20
Javian McCollum	11	6	68	13
Jaeden Mustaf	7	6	7	15
Ryan Mutombo	7	5	8	1
Baye Ndongo	27	16	56	12
Emmer Nichols	-	-	-	3
Luke O'Brien	6	1	35	3
Doryan Onwuchekwa	8	1	8	1
Duncan Powell	6	6	33	22
Kowacie Reeves, Jr.	6	-	55	2
Marcos San Miguel	-	-	-	2
Ibrahim Square	10	10	13	14
Darrion Sutton	-	-	-	7
Lance Terry	19	13	77	20
Dyllan Thompson	-	-	-	-

*Includes starts at previous school and in conference tournaments

Non-Conference Breakdown

Team	Conf.	Record	Conf.	KP	NET
Alabama A&M	SWAC	9-18	5-9	359	359
Central Arkansas	A-Sun	8-21	4-12	347	346
Charleston So.	Big South	10-20	6-9	289	285
Cincinnati	Big 12	16-11	6-10	52	44
Georgia	SEC	16-11	4-10	45	41
North Florida	A-Sun	15-14	8-8	243	241
Northwestern	Big Ten	14-13	5-11	54	57
Oklahoma	SEC	17-10	4-10	49	51
Texas Southern	SWAC	12-15	9-5	286	297
UMBC	Am-East	13-16	5-9	287	289
West Georgia	A-Sun	5-24	3-13	348	347
GT strength of schedule rank				82	74
GT NC strength of schedule rank				347	213
vs. Quad 1: 2-5		vs. Quad 2: 0-6			
vs. Quad 3: 4-2		vs. Quad 4: 7-1			

KP - KenPom.com, NET - NCAA NET rankings

Through games of February 23

They Said it

"George is a phenomenal passer. His vision is high-level and his passing is high-level. Ndongo is long, he's athletic, he's tough, he's quick. That's a pretty great tandem."

-Cal head coach Mark Madsen on Tech's sophomore duo of Naithan George and Baye Ndongo

The Tip-Off

• Despite its loss at Boston College, Georgia Tech is tied for 8th place in the ACC standings with Pitt, Florida State and Virginia Tech. The Yellow Jackets, Panthers and Seminoles all lost on the road Saturday, while the Hokies won at Miami to join the group. The Jackets have matched their ACC win total from 2023-24 with 4 games remaining.

• A win Tuesday would put Tech back at .500 for the season, a position the Jackets have not been in at this point in the season since 2020-21.

• Tech is 2-5 vs. NCAA NET Quad 1 teams this season and 6-12 under head coach **Damon Stoudamire**. Pittsburgh (55) and Wake Forest (63) are Quad 1 opportunities remaining on the Yellow Jackets' schedule.

• Tech is the only ACC team this season to defeat both Clemson and Louisville, the teams tied for 2nd place in the standings, this season. The Jackets stopped a 10-game winning streak by Louisville (2/1), which has gone on to win 4-straight since, and stopped a 6-game win streak by Clemson (2/4), which responded by winning its last 3, including Duke and North Carolina.

• Tech has played with just 8 scholarship players over its last 4 games, continuing to compete without forwards Kowacie Reeves, Jr. (out 21 games with a foot injury) and Luke O'Brien (out last 16 games with a toe injury) and guard Javian McCollum (out last 4 games with a head injury). The Jackets are 2-2 in those 4 games.

• Tech has utilized 9 different starting lineups through 27 games this season, all because of injury. Twelve different players have started a game for Tech this season, 11 different players have started an ACC game.

• Eight of Tech's 16 ACC games this season have been decided by single digits, including 6 of the last 8 (71-64 win over Virginia Tech, 71-68 loss at Notre Dame, 77-70 win over Louisville, 89-86 win over Clemson, 60-52 win over Stanford, 90-88 win over California).

• Tech's last 4 wins have come by a total of 17 points, the 2 losses by a total of 29 points.

• Five Yellow Jackets have averages in double-digits for ACC games – **Naithan George** (14.7), **Lance Terry** (13.8), **Duncan Powell** (13.3), **Baye Ndongo** (13.3) and **Javian McCollum** (12.9).

Series Notes vs. Pittsburgh

• Pittsburgh has won the last four meetings, but Georgia Tech still holds a 12-9 overall lead in a series that began in 1966.

• Pitt won the only scheduled regular-season game in 2023-24 by a 72-64 score in Atlanta, after sweeping three games from Tech in 2022-23, winning 71-60 in Atlanta and 76-68 in Pittsburgh, and adding an 89-81 win over the Yellow Jackets in the ACC Tournament.

• Tech had won three straight meetings prior to that and trail the Panthers, 7-9, since Pitt became an ACC member.

• Pitt swept a regular-season series from Tech for the first time in 2022-23. Tech and Pitt split the games the other two times they have played twice, in 2017 and 2020.

• Tech's 73-57 win in its final home game of the 2019-20 campaign was the widest margin of victory for either team in 16 meetings as ACC foes.

• Tech won the first five games in the series, prior to Pitt's entry into the ACC, all of which took place between 1966 and 1989. The Panthers won the first three meetings after joining the conference.

Series vs. Pittsburgh (12-9!)

Home: 7-3!, Away: 3-4, Neutral: 2-2

All Home Games: 7-3!

At McCamish Pavilion: 5-3!

At Alexander Memorial Coliseum: 2-0

At The Omni: 1-0

In Atlanta: 8-3!

All Road Games: 3-4

At Petersen Events Center: 2-4

As ACC members: 7-9!

In the ACC Tournament: 0-2

All Neutral Games: 2-1

Under Whack Hyder: 3-0

Under Bobby Cremins: 2-0

Under Brian Gregory: 0-3

Under Josh Pastner: 6-5!

Under Damon Stoudamire: 0-1

Vs. Jamie Dixon: 1-3

vs. Kevin Stallings: 1-1

vs. Jeff Capel: 5-5 (4-5 at Pittsburgh)

Longest Winning Streak: 5 games (1966-89)

Longest Losing Streak: 4 games (2023-present)

Most Points Scored: 111 on 12-28-1989

Fewest Points Scored: 60 on 1-14-2023

Most Points Allowed: 92 on 12-4-1989, 12-28-1989

Fewest Points Allowed: 52 on 2-28-17

Largest Margin of Victory: 30 on 2-9-1970

Largest Margin of Defeat: 11 on 1-14-2023

!Win on 2/28/2017 vacated by NCAA Committee on Infractions

All-Time Series Results

1-4-1966h10	W	89-77
2-9-1970a1	W	92-62
3-6-1971h10	W	78-61
12-4-198921/19n1	W 93-92
12-28-198914/13n2	W 111-92
1-14-2014h15	L	74-81
1-17-2015a2	L	65-70
1-6-201624/21a2	L 84-89
3-5-2016h15	W	63-59
2-28-2017h15	!	61-52
3-7-2017n3	L	59-61
1-13-2018a2	W	69-54
2-20-2019h15	W	73-65
2-8-2020a2	L	64-73
3-4-2020h15	W	73-57
2-14-2021h15	W	71-65
2-19-2022a2	W	68-62
1-14-2023h15	L	60-71
2-21-2023a2	L	68-76
3-8-2023n4	L	81-89
1-23-2024h15	L	64-72

a1-Fitzgerald Field House; a2-Petersen Events Center; n1-ACC-Big East Challenge (Hartford [Conn.] Civic Center); n2-Kuppenheimer Classic (The Omni, Atlanta, Ga.); n3-ACC Tournament (Barclays Center, Brooklyn, N.Y.); n4-ACC Tournament (Greensboro Coliseum, Greensboro, N.C.)

TECH NOTEBOOK

Georgia Tech Quick Facts

Official Name: Georgia Institute of Technology
Location: Atlanta, Ga.
Enrollment: 47,946
Founded: 1885
Colors: Old Gold and White
Nickname: Yellow Jackets, Ramblin' Wreck
Mascot: Buzz (Yellow Jacket)
Fight Songs: Ramblin' Wreck, White and Gold
Conference: Atlantic Coast (ACC)
Home Arena: McCamish Pavilion (capacity 8,600)
President: Dr. Angel Cabrera
Director of Athletics: J. Batt
Faculty Rep. for Athletics: Dr. Jenna Jordan
Head Coach: Damon Stoudamire (Arizona, 1995) Record at Tech: 13-14 (2nd season) Overall: 98-109 (7th season) ACC Regular Season: 14-22 ACC Tournament: 0-1 NCAA Tournament: 0-0
Associate Head Coach: Karl Hobbs (Connecticut, 1984), 2nd season
Assistant Coach: B.J. Elder (Georgia Tech, 2014), 6th season
Assistant Coach: Pershin Williams (North Florida, 2005), 2nd season
Assistant Coach: Nate Babcock (Wisconsin-Eau Claire, 2009), 2nd season
Assistant Coach: Bonzi Wells (Ball State, 1998), 2nd season
Quality Control Specialist: Greg Gary (Tulane, 1992), 1st season
Director of Player Personnel: Matt Holt (Northeastern, 2011), 2nd season
Director of Scouting: Hayden Sheridan (Arizona, 2016), 7th season
Assistant Director of Operations: Taylor Ann Hendricks (Iowa State, 2020), 3rd season
Special Assistant to the Head Coach: James Forrest (Georgia Tech, 1995), 1st season
Associate Director of Sports Medicine: Richard Stewart (Salisbury, 2005), 18th season
Director of Strength and Conditioning: Justin Landry (Cal State East Bay, 2012), 2nd season
Recruiting and Operations Coordinator: Jake Albutus (Western Michigan, 2020), 2nd season

Basketball History

110th season: 1st game, Feb. 17, 1906 vs. Auburn
All-time Record: 1,464-1,337 !
Winning/Losing/500 Seasons: 55 / 50 / 4
NCAA Appearances (17): 23-17 record 1960, 1985, 1986, 1987, 1988, 1989, 1990, 1991, 1992, 1993, 1996, 2001, 2004, 2005, 2007, 2010, 2021
Final Fours (2): 1990, 2004
NIT Appearances (8): 10-8 record 1970, 1971, 1984, 1994, 1998, 1999, 2003, 2016
ACC Championships (4): 1985, 1990, 1993, 2021
ACC Regular-Season Titles (2): 1985 (tie), 1996
ACC Regular-Season Record (46th season): 301-445 !
ACC Tournament Record: 29-40
SEC Championships (1): 1938
SEC Regular-Season Titles (1): 1937
SEC Regular-Season Record (1932-64): 201-207
Metro Conference Regular-Season Record (1975-78): 9-10
Metro Conference Tournament Record: 4-3
Record at McCamish Pavilion: 148-80 ! (12 seasons)
Record at Alexander Memorial Coliseum: 556-194 (55 seasons, 1956-2011)
Record at State Farm Arena: 8-12
Record at Gas South Arena: 4-1
Record at Georgia Dome: 9-5
All-Time Head Coaches: 14
ACC Head Coaches: 5
All-America Selections: 14 (12 players)
Consensus All-Americans: 2
First-Team All-Americans: 5
National Players of the Year: 1
All-ACC Selections: 57 times (34 players)
ACC Players of the Year: 2
ACC Rookies of the Year: 11
ACC Coaches of the Year: 5 (3 coaches)
ACC Tournament MVPs: 4
ACC All-Freshman Team: 15
<i>! On-court record (Georgia Tech had 22 wins and one loss during the 2016-17 and 2017-18 seasons vacated by the NCAA's Committee on Infractions.)</i>

• The two most entertaining games between Tech and the former Big East member played in the same month of the 1989-90 season, when the Yellow Jackets were on the way to their second ACC title and first Final Four appearance. Bobby Cremins and Paul Evans were the respective head coaches at the time.

• Tech overcame an early 26-5 deficit to win the ACC/Big East Challenge game in Hartford in early December, getting 42 points from Dennis Scott, including the game-winner with 8 seconds left. Later in the month, the Panthers came to Atlanta for a Kuppenheimer Classic game at the Omni, and Tech won the game without Cremins, who was attending his father's funeral. Kenny Anderson recorded a triple-double with 32 points, 12 rebounds and 18 assists.

• Tech scored easy wins over Pitt in the first three games of the series, all under head coach Whack Hyder, two of which were played at Alexander Memorial Coliseum on the Tech campus.

• Tech is 5-4 against the Panthers' current head coach, Jeff Capel, having scored an 86-65 victory over VCU during the 2003-04 season when Capel was the Rams' head coach.

Last Meeting: Pitt Grinds Down Jackets

January 23, 2024 (Atlanta): In a game that featured seven lead changes and three ties as neither team built a lead larger than nine, Georgia Tech came up just short, falling 72-64 to Pitt at McCamish Pavilion.

The Yellow Jackets and Panthers were largely even the whole night with key free throws late keeping the game out of reach. Tech converted just 39 percent from the field (8-of-25 from three) to Pitt's 48 percent (8-of-19 from three).

Down 31-27 at the half, the Jackets outscored the Panthers 16-6 to open the second period and opened a 43-37 lead at the 12:54 mark, its largest of the game. Guillermo Diaz Graham, however, knocked down a three-point basket to spark a 9-0 Pitt spurt, and the Panthers outscored Tech 22-7 over the next eight minutes to take control of the game.

Baye Ndongo led the Jackets 17 points and eight rebounds. Kyle Sturdivant (14) and Kowacie Reeves (15) also finished in double figures, as did Naithan George (10).

Last Time Out: Tech Frigid in Boston

Baye Ndongo posted his fifth double-double in the last six games with 17 points and 14 rebounds, but Georgia Tech suffered one of its coldest-shooting games of the season Saturday afternoon and dropped a 69-54 decision to Boston College at the Conte Forum.

The Yellow Jackets hit only 32.1% of their field goal tries and just 21.7% of their threes in the game.

Only Ndongo, who was 7-of-11 from the floor and made one of the Jackets' threes, and **Lance Terry**, who was 8-of-9 from the foul line and scored 15 points, reached double figures for Tech. **Naithan George**, who had scored 20 points or more in four-straight games, was held to nine, and **Duncan Powell**, averaging 14 points in ACC games, tallied only three. They combined to go just 4-of-24 from the floor.

• Tech's 54 points at BC were a season low, and only the third time this season the Yellow Jackets have been held to less than 50 (58 vs. Cincinnati, 56 vs. Duke, both at home).

• Tech's offensive efficiency against BC (0.83 points per possession) was its second-lowest of the season after Syracuse (0.761). The Jackets are 12-4 this season when scoring more than a point per possession, and 8-1 when holding their foes to less than a point per.

• At BC and Syracuse, where the high temperature on game day remained below freezing, Tech collectively shot 34.4% from the floor, 20.5% from 3-point range and 55.1% from the foul line.

• Tech has lost both of games following its scheduled byes this season, having lost 71-68 at Notre Dame on Jan. 29 and 69-54 at BC on Saturday.

Just Georgia Tech, please...

The Georgia Institute of Technology is the official title, but Georgia Tech will work fine, or just Tech (unless you're in Virginia or Texas). We would appreciate it if you would use our name in those ways. Georgia Tech University is incorrect. Thank you.

Georgia Tech By the Numbers

1	SEC Championships
1	NCAA Post-Graduate Scholar
1	Naismith Award winner
2	Final Four appearances
2	ACC regular-season titles
2	ACC Players of the Year
2	National Freshmen of the Year
3	Years a Member of the Metro Conference
4	ACC Championships
5	First-team All-America players
6	Jersey numbers retired
6	Academic All-Americans
7	NCAA Sweet 16 appearances
8	Wins over teams ranked No. 1
8	NBA lottery picks
12	ACC Rookie of the Year honorees
14	Head coaches in program history
17	NCAA Tournament berths
19	NBA first-round draft picks
25	Total postseason berths (NCAA and NIT)
32	Years a Member of the SEC
45	Years a Member of the ACC
47	Players taken in the NBA Draft
51	Players selected All-ACC (1st/2nd/3rd team)
228	Weeks ranked in either AP or Coaches Poll

Head Coaches Who Played in NBA

In NCAA Division I	
Coach	School
Steve Alford	Nevada
Speedy Claxton	Hofstra
Hubert Davis	North Carolina
Johnny Dawkins	Central Florida
Bryce Drew	Grand Canyon
Kim English	Providence
Penny Hardaway	Memphis
Fred Hoiberg	Nebraska
Bobby Hurley	Arizona State
Mark Madsen	California
Quonzo Martin	Missouri State
Mark Pope	Kentucky
Roger Powell Jr.	Valparaiso
Damon Stoudamire	Georgia Tech
Rod Strickland	Long Island
Reggie Theus	Bethune-Cookman
Darrell Walker	Little Rock
Mo Williams	Jackson State
Mike Woodson	Indiana

TECH NOTEBOOK

Tech's Record

	2024-25	2023-24
At home	12-5	8-7
On the road	1-8	4-9
At neutral sites	0-1	2-2
Vs. top-10 opponents	0-1	2-0
Vs. top-25 opponents	2-4	3-1
Vs. teams over .500	6-10	10-13
Vs. teams below .500	7-4	2-4
Vs. teams at .500	-	2-1
While in the top 25	-	0-0

In November	4-3	3-2
In December	3-4	5-2
In January	2-5	2-7
In February	4-2	2-5
In March/April	-	2-2

Wearing white uniforms	8-3	7-6
Wearing gold uniforms	3-5	3-6
Wearing navy uniforms	1-3	2-2
Wearing gray uniforms	0-3	2-3
Wearing HBE uniforms	1-0	0-1

Game is decided by 5 pts./fewer or OT	2-2	10-4
Game is decided by 10/fewer or OT	6-4	12-10

Leading at the half	11-2	10-4
Trailing at the half	2-12	3-13
Tied at the half	-	1-1
Leading with 5:00 to play	12-1	11-0
Trailing with 5:00 to play	1-13	3-18
Tied with 5:00 to play	-	0-0
In overtime games	-	1-1
After a bye in the ACC schedule	0-1	1-0

Tech scores 100 or more points	-	0-0
Tech scores 70 or more points	12-3	12-6
Tech scores fewer than 70 points	1-11	2-12
Opponent scores 100 or more points	0-1	0-0
Opponent scores 70 or more	5-11	7-17
Opponent scores fewer than 70	8-3	7-1
Opponent scores fewer than 50	-	0-0

Tech shoots 50 pct. or better	6-0	3-3
Opponent shoots 50 pct. or better	2-5	1-6
Opponent shoots under 40 pct.	8-4	7-4
Tech has a higher FG% than opponent	13-2	12-4
Tech has a lower FG% than opponent	0-12	1-14
FG percentage is even	-	0-0

Tech has more 3-point FGs	4-3	10-4
Tech has fewer 3-point FGs	8-8	4-10
3-point FGs are even	1-2	0-3

Tech attempts more FT than opponent	9-5	6-9
Tech attempts fewer FT than opponent	3-8	7-9
Free throw attempts are even	0-1	1-0

Tech outrebounds opponent	10-3	11-7
Opponent outrebounds Tech	3-10	2-10
Rebounds are even	0-1	1-1

Tech has fewer turnovers than opponent	7-3	3-7
Tech has more turnovers than opponent	5-8	11-11
Turnovers are even	1-3	0-0
Tech has more assists than turnovers	9-6	8-10

Committing more fouls	3-8	6-10
Committing fewer fouls	8-5	6-8
Fouls are even	2-1	2-0

4/more Jackets score in double figures	10-3	5-2
A Jacket scores 20 or more	9-7	11-8
A Jacket scores 30 or more	-	0-1

Scoring more bench points	9-8	7-11
Scoring fewer bench points	4-6	5-7
Bench scoring is even	-	1-0

Tech Bytes

• Tech has attempted 59 more free throws than its opponents in ACC play (+3.7 per game). The Yellow Jackets have not finished a season with more free throw attempts than their opponents since the 2016-17 season, and only once since 2000.

• Tech leads the ACC in limiting league opponents' trips to the free throw line, holding them to a 24% rate of FTA to FGA. Tech has committed just 48 fouls in its last 4 games.

• Tech has utilized 9 different starting lineups through 27 games this season, all because of injury. Twelve different players have started a game for Tech this season, 11 different players have started an ACC game.

• Tech has played 6 or 7 players in its last 10 games (dating back to the 1/14 game vs. Clemson), one exception being 8 on 2/4 at Clemson as **Ryan Mutombo** and **Darrion Sutton** saw rare minutes, and 2/8 at Virginia when two walk-ons finished the game. The Jackets had played 8 or more in every game prior to the first Clemson meeting, 9 or more in 11 games.

• Sophomores **Baye Ndongo** and **Naithan George** are the only Yellow Jackets to have appeared in every game this season. No one else has started more than 19, and only one has started more than 11.

• **Ndongo** has started 56 consecutive games, **George** 55, dating back to last season.

• Despite Tech's shorter rotation the last three weeks, the Yellow Jackets' bench remains productive, ranking No. 10 in the ACC in points per game (20.4), and 185th nationally.

• Tech's defense inside the three-point arc has improved nearly more than 90 spots nationally over last year. The current Yellow Jackets yield 46.7% within the arc, ranked No. 32 nationally by KenPom.com, compared to 49.5% in 2023-24 (137th).

Tech's Missing Persons Unit

Georgia Tech rotation players have missed a total of 57 games this season because of injury or illness. **Kowacie Reeves, Jr.**, has missed the last 21 games (foot injury), **Luke O'Brien** missed the last 16 games (toe), **Jaeden Mustaf** had missed 6 straight (foot) before returning vs. Stanford, and **Lance Terry** missed 3 of the last 10 (hand/illness). **Javian McCollum** missed 4 games earlier in December with a concussion, and missed the last 4 due to a head injury.

Reeves, Jr., has not played in an ACC game this season, while O'Brien has played in only one.

Player*	Games/Starts	Games Missed
Javian McCollum	19/11	8
Jaeden Mustaf	17/7	8
Luke O'Brien	10/6	17
Kowacie Reeves, Jr.	6/6	21
Lance Terry	22/17	3

*rotation players only

Player Notes

• **Baye Ndongo** has 5 double-doubles in Tech's last 6 games after tallying 17 points and 15 rebounds at Boston College. The 6-9 sophomore has averaged 17.2 points (58.1% FG/43-of-74) and 12.2 rebounds over the last 6 games.

• **Ndongo** has averaged 9.44 rebounds in ACC games, which ranks No. 3 in the league. He also ranks 3rd in offensive rebounds per game and defensive rebounds per game.

• **Naithan George** was held to just 9 points at Boston College (3-13 FG, 3-10 3pt FG), not only snapping a string of 4-straight games scoring 20 or more points, but also snapping a 13-game streak of scoring in double digits.

• **George** has averaged 21.0 points (43.8% FG, 43.9% 3pt FG, 81.3% FT) in his last 5 games, along with 5.2 rebounds and 6.2 assists.

• **George** leads the ACC in minutes per game in

A Make-or-Miss Game

Georgia Tech's offensive rankings vs. the ACC last 8+ seasons (ACC regular season games only)

Year	PPG	FG Pct.	3pt FG Pct.
2024-25	70.3 (15)	.436 (13)	.340 (13)
2023-24	70.2 (12)	.427 (13)	.349 (7)
2022-23	66.8 (13)	.413 (15)	.341 (9)
2021-22	66.0 (12)	.428 (10)	.325 (11)
2020-21	71.8 (6)	.482 (2)	.360 (3)
2019-20	69.9 (9)	.462 (2)	.341 (6)
2018-19	60.7 (15)	.426 (8)	.306 (12)
2017-18	63.6 (14)	.419 (12)	.312 (15)
2016-17	65.1 (14)	.434 (14)	.309 (15)

conference games (38.24), and ranks 3rd in all games (35.1). He is No. 78 nationally in KenPom.com's measurement of usage (has played 86% of available minutes) for the full season, and has been in the court for 98% of the minutes in Tech's last 5 games.

• **George** sat for 2 minutes and 50 seconds of Tech's game at BC, more than twice the time he wasn't on the court in the previous 4 games (1:07). George played all 55 minutes of Tech's 3-overtime win at Clemson.

• **George** leads the ACC in assist average with 6.3 per game (13th in the nation), and ranks No. 9 in assist/turnover ratio at 2.24 per game. He has posted 13 games of 7 or more assists this season. He ranks No. 36 according to KenPom in assist rate (34.1%, assists divided by FG made by teammates while he is on the floor).

• **George** has connected on 36.6% of his 93 3-point field goal attempts in ACC games, both team highs. He is 8th in the ACC in 3-point FG attempted (2.13 per game) in conference games.

• **Duncan Powell** scored just 3 points vs. BC (1-11 FG, 0-6 3-pt FG), snapping a streak of 8 games scoring in double figures.

• **Powell** averaged 17.3 points and 5.3 rebounds over his last 8 games before BC, scoring double digits all of them and 20 or more in 2 games. The Sacramento State transfer hit 46.8% (44-of-94) from the floor, 40% (18-of-45) from three-point range and 74.4% (32-of-43) from the foul line in that stretch.

• **Powell** has scored in double figures 14 times altogether this season, all vs. Power 4 opponents, 10 vs. ACC teams. He is averaging 13.3 ppg vs. ACC teams, No. 3 on the team.

• **Ibrahim Souare** has started Tech's last 10 games as injuries ravaged the Jackets' rotation. The redshirt freshman has averaged 27.7 minutes, averaging 3.8 points (62.9% FG) with 5.0 rebounds and 6 blocked shots.

• Freshman **Jaeden Mustaf** returned to action against Stanford after missing 6 games with a foot injury, scoring 21 points while playing 73 total minutes. He snared a career-high 8 rebounds at Boston College.

• Freshman **Darrion Sutton** has played more than 78 minutes in Tech's last 4 games after totaling 54 minutes over Tech's first 23 games (of which Sutton appeared in seven). He made his first collegiate start against Stanford, and made two key free throws in the final minute of play.

• Tech has two 1,000-point career scorers on its team – **Terry** with 1,243 and **McCollum** with 1,222. Both passed the milestone earlier this season.

• **Luke O'Brien** has appeared in the most games in his career of any Yellow Jacket (121). **Terry** has played 108 games in his college career and has made 77 starts, most among the Yellow Jackets. **McCollum** is next with 100 games played and 68 starts.

TECH NOTEBOOK

Tech Highs and Lows
Under Damon Stoudamire

Longest winning streak:	4 games (2023-24)
Longest ACC winning streak:	3 games (2023-24)
Longest ACC home winning streak:	3 games (2024-25)
Longest losing streak:	5 games (2023-24)
Longest ACC losing streak:	4 games (2023-24, 2024-25)
Most points scored in a game:	93 vs. Clemson, 1/16/2024; vs. North Florida, 11/10/2024
Most points scored in a game (regulation):	93 vs. North Florida, 11/10/2024
Most points scored - ACC game:	93 vs. Clemson, 1/16/2024
Fewest points scored in a game:	51 vs. Wake Forest, 2/6/2024
Fewest points scored - ACC game:	51 vs. Wake Forest, 2/6/2024
Most points allowed in a game:	105 vs. North Florida, 11/10/2024
Most points allowed in a game (regulation):	105 vs. North Florida, 11/10/2024
Most points allowed - ACC game:	95 vs. Boston College, 1/6/2024
Fewest points allowed in a game:	49 vs. Alabama A&M, 12/29/2023; Alabama A&M, 12/29/2024
Fewest points allowed - ACC game:	52 vs. Stanford, 2/12/2025
Largest margin of victory:	43 vs. Alabama A&M (92-49), 12/28/2024
Largest margin of victory - ACC game:	21 vs. Boston College (85-64), 1/4/2025
Largest margin of victory - road game:	5 at Hawaii (73-68), 12/22/23
Largest margin of victory - ACC road game:	3 at Clemson (93-90), 1/16/2024
Largest losing margin:	35 at Cincinnati (89-54), 11/22/23
Largest losing margin at home:	29 vs. Wake Forest (80-51), 2/6/2024
Largest losing margin - ACC game:	29 vs. Wake Forest (80-51), 2/6/2024
Most points allowed in a win:	90 vs. Clemson, 1/16/2024
Most points scored in a loss:	93 vs. North Georgia, 11/10/2024
Fewest points scored in a win:	60 vs. Stanford, 2/12/2025
Fewest points allowed in a loss:	58 vs. Notre Dame, 2/14/2024
Largest lead:	43 points vs. Alabama A&M (2nd half), 12/28/2024
Largest deficit:	41 points vs. Cincinnati (2nd half), 11/22/2023
Largest deficit overcome to win a game:	14 points vs. Howard (2nd half-16:55), 11/9/2023
Largest 2nd-half deficit overcome to win a game:	14 points vs. Howard (16:55), 11/9/2023
Largest deficit overcome to win a road game:	11 points (2nd half 13:14) vs. Massachusetts, 12/21/23
Largest lead given up in a loss:	16 points vs. Boston College (2nd half-19:36), 1/6/2024
Largest 2nd-half lead given up in a loss:	16 points vs. Boston College (2nd half-19:36), 1/6/2024
Highest FG pct.:	58.5 (31-53) vs. Boston College, 1/4/2025
Highest FG pct. - ACC game:	58.5 (31-53) vs. Boston College, 1/4/2025
Lowest FG pct.:	28.5 (17-60) vs. Wake Forest, 2/6/2024
Lowest FG pct. - ACC game:	28.5 (17-60) vs. Wake Forest, 2/6/2024
Highest 3-pt pct.:	55.0 (11-20) at Duke, 1/13/2024
Highest 3-pt pct. - ACC game:	55.0 (11-20) at Duke, 1/13/2024
Most 3-pt FG:	15 at Clemson, 1/16/2024
Most 3-pt FG - ACC game:	15 at Clemson, 1/16/2024
Lowest 3-pt pct.:	12.5 (3-24) vs. Wake Forest, 2/6/2024
Lowest 3-pt pct. - ACC game:	12.5 (3-24) vs. Wake Forest, 2/6/2024
Highest FG pct. allowed:	56.4 (31-55) vs. Duke, 12/21/2024
Highest FG pct. allowed - ACC game:	56.4 (31-55) vs. Duke, 12/21/2024
Lowest FG pct. allowed:	27.6 (16-58) vs. Alabama A&M, 12/9/2023
Lowest FG pct. allowed - ACC game:	30.3 (20-66) vs. Stanford, 2/12/2025
Highest 3-pt pct. allowed:	52.2 (12-23) vs. Notre Dame, 3/12/2024
Highest 3-pt pct. allowed - ACC game:	52.2 (12-23) vs. Notre Dame, 3/12/2024
Lowest 3-pt pct. allowed:	10.0 (2-20) vs. Alabama A&M, 12/9/2023
Lowest 3-pt pct. allowed - ACC game:	14.3 (3-21) at Clemson, 1/16/2024
Highest FT pct.:	90.5 (19-21) vs. Clemson, 2/21/2024
Highest FT pct. - ACC game:	90.5 (19-21) vs. Clemson, 2/21/2024
Lowest FT pct.:	27.3 (3-11) at Syracuse, 1/7/2025
Most free throws made:	26 vs. Texas Southern, 11/12/2024
Most free throws attempted:	35 vs. Charleston Southern, 11/27/2024
Fewest free throws made:	2 at Wake Forest, 3/5/2024
Most assists:	27 vs. Alabama A&M, 12/28/2024
Most assists - ACC game:	22 at Miami, 2/24/2024; at SMU, 1/11/2025
Fewest assists:	6 vs. Clemson, 2/21/2024
Most turnovers:	22 at SMU, 1/11/2025
Fewest turnovers:	5 at Virginia Tech, 1/27/2024; vs. Central Arkansas, 11/30/2024
Most blocked shots:	10 at Cincinnati, 11/22/2023
Most steals:	13 vs. Alabama A&M, 12/28/2024

Curious About George

Baye Ndongo was not the only freshman who came up big for Georgia Tech in 2023-24. **Naithan George**, who signed with Tech barely a week before the start of fall semester and did not play in the Yellow Jackets' first three games, became a dependable and sometimes clutch performer at point guard.

The Toronto native has continued his steady and solid play in his sophomore season, starting every game and ranking among the top two all season the Atlantic Coast Conference in assists while ranking in the top 10 in assist-turnover ratio. He also has become a more consistent scorer while remaining a pass-first point guard, averaging nearly 13 points a game overall and 14.7 in ACC games.

George scored in double digits in Tech's last 13 games, and 20-plus in each of his last 4 before behind held to just 9 at Boston College.

The 6-3 guard made his collegiate debut off the bench Nov. 22 of his freshman year in a 34-point loss at Cincinnati before head coach **Damon Stoudamire** inserted him into the starting lineup, and he helped lift the Jackets to a 67-59 win over No. 21 Mississippi State and a 72-68 win over No. 7 Duke the next week.

George remained in the starting lineup, ranking among the ACC top three in assists (4.7 per game, 5.0 in ACC games) and assist/turnover ratio (2.25-1 overall, 2.38-1 in conference games) while averaging 9.8 points a game.

At Clemson on Jan. 16, George made two three-point field goals in the final 20 seconds of regulation, and made two more field goals in the final minute of the second overtime (10 of his 20 points) of a 93-90 victory. His driving layup over 6-11 Armando Bacot with seven seconds remaining lifted Tech to a 73-72 victory over North Carolina.

- **George** averaged 16.2 points and 6.5 assists during his stretch of 13 straight games in double digits. He shot 45.9% (78-of-170) from the floor, 39.2% (29-of-74) from 3-point range, and 75.8% (25-of-33) from the foul line, during that stretch.

- Only 6 other players in NCAA Division I match or exceed **George's** season averages of at least 12.9 points, 3.9 rebounds and 6.3 assists per game this season.

- **George's** assist average is the highest rate for a Tech player since Drew Berry averaged 6.6 in 1995-96 (and 6.7 in 1994-95). It is also the 6th- highest average in Tech history behind those two Barry seasons.

- **George's** 305 career assists tie for the 5th most all-time in Tech annals through a Yellow Jackets' first two seasons, and most since Drew Barry's 305 from 1992-96.

Lance-Scores-A-Lot

Lance Terry is proving that his decision to sit out the 2023-24 season and play a full season for **Damon Stoudamire** was justified. The only Tech player remaining from **Josh Pastner's** last Yellow Jacket team, Terry came back fully healed from a leg injury and has demonstrated the athleticism, basketball savvy and scoring ability Tech missed last season.

The fifth-year senior has led the Jackets in scoring in all games (14.6 ppg) and in ACC games (13.8) most of this season until injuries limited his court time in February, and has ranked among the ACC's top 10 in all the three-point metrics - percentage, makes and attempts. His season numbers are career highs almost across the board - points per game, field goal percentage (44.0%), three-point percentage (37.0%), assists per game (1.5) and steals per game (1.3). He has scored 20 or more points seven times this season, and led the Jackets in scoring eight times.

The College Park, Ga., native, who played three seasons at Gardner-Webb before transferring to Tech, surpassed 1,000 career points on Dec. 3 at Oklahoma. He had higher averages only in his second year at Gardner-Webb, when he played only 9 games due to injury.

- **Terry** has scored 20-plus points in 7 games this

Offense/Defense Last 8 Years

Source: KenPom.com (Nat'l rank in parentheses)

Year	Tempo	Off. Eff.	Def. Eff.
2024-25	69.0 (101)	107.3 (179)	102.6 (84)
2023-24	67.6 (168)	109.4 (111)	105.0 (148)
2022-23	66.6 (212)	104.4 (182)	103.9 (149)
2021-22	68.0 (117)	100.4 (225)	99.2 (110)
2020-21	67.3 (223)	113.7 (22)	96.2 (68)
2019-20	70.0 (88)	103.0 (171)	91.8 (16)
2018-19	66.8 (225)	101.7 (228)	96.5 (43)
2017-18	66.1 (227)	103.6 (197)	98.7 (61)
2016-17	68.2 (179)	100.0 (259)	91.0 (6)

season, 4 times in ACC games. The senior guard, who has missed 3 games in Tech's last 9 and is playing through with a wrist injury, averaged 16.6 points in his 9 games prior to Virginia, when he played with a hand injury and went scoreless on 4 shot attempts. Terry hit 46% (57-of-124) from the floor, 36.8% (21-of-57) from three-point range over those 9 games.

Baye One, Get One

Leading Georgia Tech in rebounding and No. 2 in scoring in ACC games, **Baye Ndongo** put together the finest season for a freshman since **Josh Okogie** in 2016-17.

The 6-9 forward averaged 12.6 points and 7.7 rebounds in conference play in 2023-24, 12.4 points and 8.2 rebounds overall. He connected on 55.4 percent of his field goals vs. ACC teams, 55.8 percent in all games.

Despite battling foul trouble and more intense focus from opposing defenses, Ndongo has maintained his averages close to his freshman numbers into his sophomore season. He is averaging 13.3 points and 9.4 rebounds in ACC games.

Last season, Ndongo ranked No. 4 among freshmen in the ACC in scoring, led in rebound average, field goal percentage and blocked shots. He ranked No. 2 among the nation's freshmen in field goal percentage, and No. 3 in rebound average.

Only two freshmen in Tech history, Chris Bosh in 2002-03 and Derrick Favors in 2009-10 have exceeded Ndongo's numbers in scoring rebounding, blocks and field goal percentage.

- **Ndongo** has 9 double-doubles this season (15 for his career), 9 of those against ACC teams - 17/14 at Boston College, 26/13 vs. California, 15/16 vs. Stanford, 18/13 at Clemson (2/4), 12/11 vs. Louisville, 14/12 vs. Clemson (1/14) and 19/12 at North Carolina (12/7).

- Over Tech's last 10 games, **Ndongo** has averaged 14.4 points (9 double-digit games) and 11.3 rebounds (7 double-digit games). He has shot 52.2% percent from the floor, while recording 16 assists, team-high 12 blocked shots and a team-high 16 steals.

The Shag Man

First drawing attention with his unusual haircut (called a shag) and the abundance of ink in his body, **Duncan Powell** has earned more attention in recent weeks for the quality of his basketball.

The junior forward was a top-100 high school prospect in the Dallas area before spending a season playing at North Carolina A&T (near his birthplace in North Carolina), then earning all-conference mention last season while leading Sacramento State in scoring and rebounding. Coaching changes led to his departure from both schools, before he decided to join the Yellow Jackets last summer. He has exceeded all expectations and has become a key member of Tech's rotation since ACC play began.

He is Tech's No. 3 scorer and No. 2 rebounder in ACC games, proving to be a mismatch problem for opponents with his ability to score inside and out.

- **Powell** has reached double figures in 11 of Tech's last

TECH NOTEBOOK

The Last Time a Jacket...

Scored 30 or more points:

Miles Kelly, 36 at Louisville, 2/10/2024

Led Tech in scoring off the bench:

Javian McCollum, 20 at SMU, 1/11/2025

Grabbed 15 or more rebounds:

Baye Ndongo, 16 vs. Stanford, 2/12/2025

Had 10 or more assists:

Naithan George, 10 at SMU, 1/11/2025

Had a point/assist double-double:

Naithan George, 11 points/10 assists at SMU, 1/11/2025

Had a point/rebound double-double:

Baye Ndongo (17 pts/15 reb) at Boston College, 2/22/2025

Had a triple-double:

Ja'von Franklin (14 pts/15 reb/10 ast) at Syracuse, 2/28/2023

Played 40 minutes in a regulation game:

Duncan Powell and Naithan George vs. Stanford, 2/4/2025

Played every minute of an overtime game:

Naithan George (55 minutes/3 OT) at Clemson, 2/4/2025

Played every minute of a multiple-OT game:

Naithan George (55 minutes/3 OT) at Clemson, 2/4/2025

The Last Time the Jackets...

Scored 100 or more points:

vs. Clayton State (103-53) on 1/23/2022

Scored 100 or more points in regulation:

vs. Clayton State (103-53) on 1/23/2022

Scored 100 or more points in consecutive games:

vs. Jackson State (100-70) on 11/13/2006, Georgia State (103-74) on 11/16/2006

Scored 100 or more points twice in one season:

vs. Cornell (116-81), 11/13/2015, Green Bay (107-77) on 11/19/2015

Allowed 100 or more points:

vs. North Florida (lost 105-93), 11/12/2024

Allowed 100 or more points in regulation:

vs. North Florida (lost 105-93), 11/12/2024

Shot 60 percent or better:

.607 (34-56) at Georgia, 11/19/2021

Failed to make a three-point basket:

0-for-12 vs. Virginia, 1/22/2015

Did not allow a three-point basket:

0-for-11 vs. Pittsburgh, 3/5/2016

Failed to make a free throw:

0-for-3 vs. Pittsburgh, 1/14/2023

Grabbed 50 or more rebounds:

56 at Clemson, 2/4/2025

Multiple players had a double-double:

Baye Ndongo (18 pts/13 reb), Lance Terry (12 pts/10 ast) at Clemson, 2/4/2025

Multiple players had 10 or more rebounds:

Baye Ndongo (13), Ibrahim Souare (12) and Lance Terry (10) at Clemson, 2/4/2025

Had 25 or more assists:

27 vs. Alabama A&M, 12/28/2024

Blocked 10 or more shots:

10 at Cincinnati, 1/12/2023

Had 15 or more steals:

15 vs. Florida State, 3/13/2021

Had fewer than 10 turnovers:

8 at Virginia, 2/8/2025

Had 5 or more players in double-figures in points:

Lance Terry (23), Naithan George (15), Javian McCollum (12), Baye Ndongo (12), Duncan Powell (11) vs. Louisville, 2/1/2025

Had 6 players in double-figures in points:

Tristan Maxwell (18), Jalon Moore (15), Kyle Sturdivant (13), Lance Terry (13), Rodney Howard (11), Miles Kelly (10) vs. Alabama State, 12/17/2022

Had two or more players score 20 points:

Lance Terry (20), Javian McCollum (20) vs. Boston College, 1/4/2025

Had three or more players score 20 points:

Lance Terry (23), Javian McCollum (20), Duncan Powell (20) at Florida State, 1/18/2025

Had no player score 10+ points:

Virginia (57-28 loss), 1/22/2015

Allowed no player to score 10+ points:

Hawaii (73-40 win), 12/25/2019

Had no player play 30 minutes:

vs. Cincinnati (81-58 loss), 11/23/2024

Won by 30 or more points:

Alabama A&M (92-49), 12/28/2024

Won by 40 or more points:

Alabama A&M (92-49), 12/28/2024

Won by 50 or more points:

Clayton State (103-53), 1/23/2021

Lost by 30 or more points:

at Cincinnati (89-54), 11/22/2023

Played an overtime game:

at Clemson (won 89-86 in 3ot), 2/4/2025

Defeated a Top 10 team:

#3/3 North Carolina (74-73) 1/30/2024

Defeated a Top 25 team:

at #21 Clemson (89-86, 3ot) 2/4/2025

Defeated a Top 10 team on the road:

#7/7 Syracuse (67-62), 3/4/2014

Defeated a Top 25 team on the road:

at #21 Clemson (89-86, 3ot) 2/4/2025

Had a game postponed (subsequently rescheduled and played):

Syracuse, 12/29/2021 (COVID), played on 2/21/2022

Had a game cancelled:

Alabama A&M, 12/23/2021 (COVID)

14 games dating back to his 21-point performance vs. Notre Dame on Dec. 31. He had just three double-digit scoring games among his first 12 this season.

- **Powell** has shot 35.9% on 78 3-point attempts in ACC play which ranks 13th in the conference, and has been to the foul line a team-high 70 times (70%).

Show Me The Way (cie)

After a five-star prep career and two seasons as a solid member of the roster at Florida, Kowacie Reeves, Jr., blossomed as a key member of his new team at Georgia Tech.

The 6-7 guard from Macon, Ga., about 70 miles south of Atlanta, started every game for the Yellow Jackets (he started 17 in two seasons at Florida) and averaged 30 minutes a game, twice his court time with the Gators.

Reeves significantly improved his career scoring average both in all games and conference games and has markedly improved his shooting percentages from the floor.

REEVES IN ALL GAMES

Years	PPG	RPG	FG%	3FG%	FT%
Career at UF	7.0	2.1	.377	.292	.724
At GT	9.3	3.7	.411	.364	.818

REEVES IN CONFERENCE GAMES

Years	PPG	RPG	FG%	3FG%	FT%
Career at UF	6.3	1.7	.352	.252	.754
At GT	9.2	3.7	.407	.413	.813

McCollum on Call

One of the top transfers in the portal (No. 31) following last season, **Javian McCollum** has become the dependable scorer and shooter head coach **Damon Stoudamire** was looking for to complement fellow guards **Lance Terry** and **Naithan George**.

McCollum started the season fast, averaging nearly 15 points in Tech's first four games before suffering a concussion Nov. 23 vs. Cincinnati. He missed four games, then came back slowly when he returned to the court Dec. 15.

But in the last 10 games before he was injured in the first of Tech's game at Clemson (left in first half following an on-court collision and has missed the last two games), McCollum matched Terry nearly point for point, missing double figures just twice while producing four games of 20 or more points. He ranks second behind Terry in scoring in all games and conference games, and is one of the ACC's top free throw shooters at better than 85 percent.

- **McCollum** missed the last 4 games with a head injury after colliding with teammate Ndongo going for a loose ball in Tech's 2/4 game at Clemson game. The senior guard had averaged 15.1 points over his 10 games prior to Clemson, scoring 20 in four of those games. He connected on 42.5% (51-for-120) from the floor, 35.7% (20-of-56) from three-point range and 29-of-33 from the free throw line. He also had 39 assists (3.7 per game) and 14 steals.

- In ACC games, **McCollum** has averaged 12.9 points and 3.7 assists, hitting 43% from the floor, 34.5% from three-point range, and is 85.7% from the foul line. He also has just 18 turnovers and a team-high 17 steals.

General Storylines for 2024-25

- **110th season** - Georgia Tech is playing its 110th season of basketball in 2024-25, having compiled an all-time on-court record of 1,464-1,337 (*22 wins and one loss from the 2016-17 and 2017-18 seasons were vacated by the NCAA Committee on Infractions*).

- **Tech in the ACC** - Tech is playing its 46th season as a member of the Atlantic Coast Conference, having won the conference championship in 1985, 1990, 1993 and 2021. Prior to that, Tech competed in the Metro Conference for three seasons from 1975-78, was an independent from 1964-75, and was a member of the Southeastern Conference for 32 years from 1932-64, winning one title in 1938.

- Tech was projected to finish 12th in the ACC standings this season by a vote of the conference's official media panel. Tech has finished ahead of its media projection seven of the last eight seasons.

- Tech has a total of seven scholarship newcomers on its roster, including three freshmen who were judged the nation's 20th-best recruiting class (247Sports composite), and four transfers in a class ranked 53rd.

- Tech opened the 2024-25 season with seven consecutive home games, its longest homestand to open a season since 1980-81. After three straight games away from home (Oklahoma, North Carolina, Northwestern), the Jackets had five more in a row at McCamish Pavilion, including conference tilts against Duke, Notre Dame and Boston College.

- Tech has 19 regular-season games scheduled at McCamish Pavilion, the most since the 2016-17 season, when the Jackets played 21 total home games, including two on the NIT.

- Of the three new members of the ACC, Tech had faced SMU the most prior to this season (8-6 all-time, last meeting in 1986). The Jackets were 0-3 vs. California (last meeting 2012) and 1-2 vs. Stanford (last meeting 2000).

- **Damon Stoudamire** is one of 19 head coaches at

Tech All-Time vs. the ACC

Opponent	Overall	in ACC	Tourney	In McCamish Pavilion	In Opponent Current Venue	Current Streak
Boston College	20-14	16-13	1-3	5-2	6-7	Lost 1
California	1-3	1-0	0-0	1-0	0-0	Won 1
Clemson	69-79	41-56	4-1	6-7	11-42	Won 1
Duke	25-79	21-67	3-7	2-6	5-39	Lost 2
Florida State	34-47	24-33	2-2	4-3	8-20	Lost 1
Louisville	16-27	3-12	0-1	3-4	0-6	Won 1
Miami	14-16	12-15	1-1	3-4	5-7	Won 2
North Carolina	28-73	26-59	5-4	3-5	5-28	Lost 1
NC State	44-61	36-47	3-3	2-5	7-13	Lost 4
Notre Dame	14-19	8-17	0-2	8-4	1-12	Lost 1
Pittsburgh	12-9	7-9	0-2	5-3	2-4	Lost 4
SMU	8-7	0-1	0-0	0-0	1-7	Lost 1
Stanford	2-2	1-0	0-0	1-0	0-1	Won 1
Syracuse	9-9	7-8	0-0	4-3	3-5	Won 2
Virginia	40-50	38-49	5-5	2-6	1-12	Lost 13
Virginia Tech	10-23	8-19	1-1	4-5	2-12	Won 1
Wake Forest	47-43	46-41	0-4	6-2	11-21	Won 1

TECH NOTEBOOK

Tech in the NBA / G League

Player (years at Tech)	Current/Most Recent Team
Jose Alvarado (2017-21)	New Orleans Pelicans
James Banks III (2018-20)	Maine Celtics (G League)
Derrick Favors (2009-10)	Maine Celtics (G League)
Josh Okogie (2016-18)	Charlotte Hornets
Thaddeus Young (2006-07)	free agent

Tech Alumni Elsewhere

Player (years at Tech)	Current/Most Recent Team
Brandon Alston (2017-19)	Esqueira (Portuguese Liga)
Alade Aminu (2005-09)	Gigantes de Carolina (Puerto Rican BSN)
Demarco Cox (2014-15)	Quimper (France)
Michael Devoe (2018-22)	Syntainics MBC (Germany)
Mouhammad Faye (2006-08)	Promithias (Greece)
Ja'von Franklin (2022-23)	Yukatel Merkezefendi (Turkish BSL)
Marcus Georges-Hunt (2012-16)	Sichuan (Chinese CBA)
Trae Golden (2013-14)	Fujian (Chinese CBA)
Abdoulaye Gueye (2014-19)	TED Ankara (Turkish TBL)
Josh Heath (2014-17)	Kangoeroes Basket Mechelen (Belgium)
Rodney Howard (2020-23)	Craiova (Romanian Liga Nationale)
Ben Lammers (2014-18)	MoraBank Andorra (Spanish Liga)
Gani Lawal (2007-10)	Toros Del Valle (Columbian Liga WPlay)
Daniel Miller (2009-14)	Levanga Hokkaido Sapporo (Japan)
Charles Mitchell (2014-16)	Dorados de Chihuahua (Mexican LNBP)
Khalid Moore (2018-22)	Saint-Quentin (France)
Zachery Peacock (2006-10)	FOS Provence (France)
Shembari Phillips (2018-20)	Baskets Koblenz (Germany)
Glen Rice, Jr. (2009-12)	Power (Big3)
Robert Sampson (2013-15)	Nhatrang Dolphins (Vietnam)
Avi Schafer (2017-19)	Mikawa (Japan)
Adam Smith (2015-16)	Surme Bilbao Basket (Spain)
Jordan Usher (2019-22)	JL Bourg (France)
James White (2015-16)	Mauricio Baez (Dominican Republic)
Moses Wright (2017-21)	Olympiacos (Greece)

Former Tech Players in Coaching

Player (years at Tech)	Current Position
Tyson Anderson (2006-09)	Wofford AC
Rod Balaris (1990-94)	Howard AC
Anthony Byrd (1981-84)	Knightdale (N.C.) HS HC
Shaun Fein (1999-2001)	Los Angeles Clippers AC
Jarrett Jack (2002-05)	Detroit Pistons AC
Maurice Miller (2008-11)	Memphis East HS HC
Craig Neal (1984-88)	Nevada AHC
Winston Neal (1999-01)	Columbia State (Tenn.) HC
Willie Reese (1985-89)	Jones County (Ga.) HS HC
Fred Vinson (1992-94)	Detroit Pistons AC
Mfon Udofia (2009-13)	Long Island Nets (G League) HC

Former Tech Coaches in Coaching

Coach (years at Tech)	Current Position
Sherman Dillard (1988-94)	Iowa AC
Chad Dollar (2011-16)	Cincinnati AHC
Brian Eskildsen (2022-23)	UC Santa Barbara AC
Bruce Evans (2012-16)	North Florida AC
Brian Gregory (2011-16)	Phoenix Suns (VP player programming)
Tavaras Hardy (2016-18)	--
Paul Hewitt (2000-11)	San Diego Clippers (G League) HC
Chris Kreider (2007-09)	Rice AC
Darryl LaBarrie (2010-11, 2016-18)	--
Robert McCollum (2010-11)	--
Mamadou N'Diaye (2014-16)	Central Florida AC
Billy Schmidt (2011-14)	Chicago Bulls AC
Julian Swartz (2016-23)	--
Cliff Warren (2000-05)	--
Anthony Wilkins (2018-23)	UTRGV AC
Charlton Young (2005-09)	Missouri AC

the NCAA Division I level that played in the NBA. (courtesy of Stephen Gorchov at Hofstra)

Tech At A Glance

Second-year head coach **Damon Stoudamire** began a re-build the Tech roster last season and guided the team to 14 victories (seven ACC wins), including big wins over top-25 teams Mississippi State, Duke, Clemson and North Carolina, all of whom played in the NCAA Tournament.

Tech returned a strong core of four players, including 6-3 senior guard **Lance Terry (College Park, Ga.)**, who redshirted last season with an injury after averaging in double figures for the Yellow Jackets in 2022-23. Also back are three of Tech's top four scorers from last season, 6-7 senior wing **Kowacie Reeves, Jr.**, 6-3 sophomore point guard **Naithan George** and 6-9 sophomore forward **Baye Ndongo**.

The three returnees from the 2023-24 team accounted for 42 percent of that team's points, 40 percent of its shots taken and 56 percent of games started. If Terry's numbers are added, those percentages become 55 percent of the points, 53 percent of the shots taken and 69 percent of the starts.

Stoudamire and his staff built around those four by signing the 20th-ranked recruiting class in the nation (247Sports composite) - 6-5 guard **Jaeden Mustaf**, 6-11 center **Doryan Onwuchekwa** and 6-8 forward **Darrion Sutton**.

They also brought in four transfers who were expected to be key contributors in 6-2 guard **Javian McCollum (Oklahoma)**, the 31st-ranked player in the portal, 6-8 forward **Luke O'Brien (Colorado)**, 6-8 forward **Duncan Powell (Sacramento State)** and 7-2 center **Ryan Mutombo (Georgetown)**.

Quick Look Back at 2023-24

Despite a four-point loss to Notre Dame in the first round of the ACC Tournament, Georgia Tech finished its first year under **Damon Stoudamire** strong, winning four of its last six regular-season games, and the season had its share of highlights.

Tech knocked off three teams ranked in the top 25 at the time, No. 21 Mississippi State in November, No. 7 Duke in December and No. 3 North Carolina in late January. The Jackets scored a road win at Clemson, giving the team three wins over teams that advanced to the Sweet 16 of the NCAA Tournament.

Also deserving mention were a runner-up finish in the Diamond Head Classic, where Tech defeated Massachusetts and Hawaii, and a neutral court win over Penn State at Madison Square Garden.

In conference play, the Jackets also defeated Syracuse and Florida State at home, and earned road wins at Miami and Wake Forest.

All in all, Tech had four wins against Quad 1 teams and four against Quad 2 teams in the NCAA's NET ranking.

- Tech started two freshmen - **Baye Ndongo** and point guard **Naithan George** - in its final 28 games. The Jackets had not had two freshmen in its regular starting lineup since the 2018-19 season (**Michael Devoe**, **Khalid Moore**), and had not had a freshman regularly start at point guard since **Jose Alvarado** in 2017-18.

- Two Tech players completed their eligibility in 2023-24 - point guard **Kyle Sturdivant** and forward **Tyzaun Claude** (NCAA granted him another year of eligibility and he transferred to North Carolina). Six other scholarship players elected to transfer - wing guards **Miles Kelly** (to Auburn) and **Dallan "Deebo" Coleman** (to UCF), forward **Tafara Gapare** (to Maryland), guard **Amaree Abram** (to Louisiana Tech), forward **Ibrahima Sacko** (to New Mexico) and center **Ebenezer Dowuona** (to James Madison).

Jackets' Class of 2025 Ranked High

Four-star 6-4 guard **Akai Fleming** from Marietta, Ga. and three-star 6-5 guard/forward **Brandon Stores, Jr.**, from the Bronx, N.Y., highlight a four-player class of basketball

Career Games With ...

Led Tech in Points	2024-25	Career
Naithan George	8	11
Javian McCollum	4	4
Jaeden Mustaf	1	1
Baye Ndongo	7	17
Duncan Powell	2	2
Kowacie Reeves, Jr.	-	3
Lance Terry	9	14

Led Tech in Rebounds	2024-25	Career
Naithan George	2	2
Jaeden Mustaf	1	1
Ryan Mutombo	3	3
Baye Ndongo	21	34
Luke O'Brien	2	2
Doryan Onwuchekwa	1	1
Duncan Powell	4	4
Ibrahim Souare	1	1
Kowacie Reeves, Jr.	-	4

Double-Figure Points	2024-25	Career
Naithan George	18	30
Javian McCollum	12	57
Jaeden Mustaf	7	7
Ryan Mutombo	1	2
Baye Ndongo	21	40
Luke O'Brien	1	19
Duncan Powell	14	44
Kowacie Reeves, Jr.	3	35
Lance Terry	18	64

20-plus Points	2024-25	Career
Naithan George	5	7
Javian McCollum	4	21
Baye Ndongo	2	7
Duncan Powell	3	7
Kowacie Reeves, Jr.	-	3
Lance Terry	7	13

30-plus Points	2024-25	Career
Javian McCollum	-	1

10-plus Rebounds	2024-25	Career
Ryan Mutombo	-	1
Baye Ndongo	10	18
Luke O'Brien	1	6
Doryan Onwuchekwa	1	1
Duncan Powell	-	10
Kowacie Reeves, Jr.	-	1
Ibrahim Souare	1	1
Lance Terry	1	1

Double-Doubles	2024-25	Career
Naithan George (pts/ast)	3	3
Ryan Mutombo (pts/reb)	-	1
Baye Ndongo (pts/reb)	8	14
Duncan Powell (pts/reb)	2	10
Kowacie Reeves, Jr. (pts/reb)	1	1

Tech Among Top 10 ACC Leaders

All Games	Player	#	Rank
Assists per game	Naithan George	6.3	1
Assists	Naithan George	170	1
Assist/TO ratio	Naithan George	2.24	9
Double-doubles	Baye Ndongo	9	4
Field goal pct.	Baye Ndongo	.538	3
Minutes per game	Naithan George	35:09	3
Rebounds	Baye Ndongo	239	4
Def. reb. per game	Baye Ndongo	5.85	5
Off. reb. per game	Baye Ndongo	2.67	8
Rebounds per game	Baye Ndongo	8.5	4
3pt FG per game	Lance Terry	2.13	9

TECH NOTEBOOK

Media Access Guidelines

The Yellow Jackets' student-athletes and coaches are generally available to the media around practices prior to each game during the season. Media sessions will be scheduled and announced weekly.

Georgia Tech's practices are closed to the public and the media unless you are notified otherwise.

Interview requests with student-athletes that need to be conducted at other times must be made through Mike Stamus in the communications office at least 24 hours in advance. These interviews will be scheduled around the student-athletes' availability and schedule.

Media are asked not to contact student-athletes directly either by phone, text, social media or e-mail; they are instructed to refer media to the communications office. Every effort will be made to make players available when requested. Players are not available on game days until after the game.

Interviews with Coach Stoudamire

Media wishing to speak with Coach Damon Stoudamire at times other than scheduled media sessions or the ACC Teleconference must set up an appointment through Mike Stamus in the communications office.

Releases/Photos

Georgia Tech basketball releases, statistics, game notes and media advisories are distributed via e-mail to a list maintained by the communications office. Media wishing to be added to this list should send a request to Mike Stamus. Photographs and video are available on request.

ACC Media Portal

The ACC Media Portal provides video from a variety of press conferences and select ACC Championship footage throughout the athletic year. Game highlights from regular season football and basketball games will no longer be provided. If you are interested in access to the ACC Media Portal, please contact **Slim Vollinger**, svollinger@theacc.org to gain access and for additional information. The use of ACC Championship highlights provided through the ACC Media Portal remain subject to all restrictions as outlined in the ACC News Access Guidelines.

Ramblinwreck.com/Social Media

Ramblinwreck.com - Georgia Tech's official website, is continuously updated with all of Tech's releases, statistics, game notes, biographies, feature stories and other information. Game notes and bio updates are generally posted at least 24 hours prior to each game, while updated statistics and box scores are posted following each game.

ACC Coaches' Weekly Teleconference

The 18 ACC head basketball coaches will be featured via Zoom conference during the 2024-25 season, beginning in January and continuing through the final week of the regular season. Each coach will have 10 minutes to make an opening statement and answer questions.

Contact Andy Fledderjohann at the ACC media relations office (afledder@theacc.org) for the call-in number and for questions on the schedule.

prospects who signed grant-in-aid papers on Nov. 15 to join Georgia Tech's men's basketball program. **Cole Kirouac**, a 6-11 center from Cumming, Ga., and 5-11 point guard **Eric Chatfield, Jr.**, from Atlanta also signed scholarship documents to attend Tech.

Fleming and Stores have been nominated for the McDonald's All-America team.

Tech's class is ranked No. 23 in the nation in the 247Sports Composite listing, and No. 4 among Atlantic Coast Conference teams, and No. 15 in the team rankings compiled by Rivals. It comes on the heels of the Yellow Jackets' current freshman class, which was rated 20th-best in the nation.

Fleming, ranked No. 56 nationally by 247Sports, is playing the 2024-25 season at Overtime Elite after starring at Osborne High School in Marietta, Ga. As a junior at Osborne, Fleming scored 22 points per game to go with seven rebounds, four assists, two steals and one block per contest.

Considered a three-star big guard/small forward prospect by the 247Sports Composite and the sixth-best player in the state of New York at the time of his commitment last February, Stores, Jr., averaged 19.8 points per game as a sophomore and scored 18.2 points per game in 25 games last season at St. Raymond High School for Boys.

Kirouac, a three-star prospect last year and now, originally signed a letter-of-intent to attend Tech last fall while attending Brewster Academy in New Hampshire, but re-classified and decided to attend Overtime Elite in 2024-25.

As a junior at Pace Academy, Chatfield scored 15.2 points per game to go along with four assists and 3.2 steals per contest. During the summer, he competed at the NBPA Top 100 camp and the Adidas 3SSB Championships.

ACC Slate Reverses for 2025-26

New Atlantic Coast Conference members California and Stanford are visiting McCamish Pavilion in the 2024-25 season, while the Yellow Jackets travel to face SMU, the ACC determined as part of its conference-wide schedule model for this season accommodating the league's three new members.

Tech maintains its two permanent home-and-away partners, Clemson and Notre Dame, and also will take on Boston College home and away.

Along with Cal and Stanford, Tech hosts Duke, Louisville, Miami, NC State and Virginia Tech at McCamish Pavilion. The Yellow Jackets travel to Florida State, North Carolina, Pittsburgh, Syracuse, Virginia and Wake Forest in addition to SMU.

Next season, Tech will visit all the teams that is hosted in 2024-25, and will host the teams it traveled to, and will play one of those teams (not Boston College) both home and away.

The ACC's scheduling model for all teams:

- Each school plays home and away, versus each of the school's two current partners (Cal/SMU/Stanford are partners with each other).

- Each team plays one of the remaining 15 teams twice, both home and away.

- Each team will play the remaining 14 conference opponents once, seven at home only, the other seven away only.

Two Jackets on 2024-25 NBA Rosters

Since 1982, Georgia Tech has produced 19 first-round NBA draft picks and 46 draft picks overall. A total of 42 Georgia Tech alumni have played in the NBA.

Two former Georgia Tech players are on NBA rosters for 2024-25 - **Jose Alvarado** in his fourth season with the New Orleans Pelicans, and **Josh Okogie** in his seventh season in the NBA, having recently been traded from Phoenix to Charlotte after two-and-a-half seasons with the Suns. He played his first four years in Minnesota.

200+ Assists 1st 2 Seasons

Kenny Anderson (1989-91)	454
Jarrett Jack (2002-04)	398
Travis Best (1991-93)	374
Jon Barry (1990-92)	317
Naithan George (2023-25)	305
Drew Barry (1993-95)	305
Iman Shumpert (2008-10)	274
Tony Akins (1998-2000)	256
Jim Thorne (1968-70)	251
Dennis Scott (1987-89)	214
Mark Price (1982-84)	212
Bruce Dalrymple (1983-85)	200

Top Bench Scorers Since 2000

Date	Player (pts)	Opponent/Site
1/11/2025	Javian McCollum (20)	at SMU
1/4/2025	Javian McCollum (20)	Boston College
12/31/2024	Duncan Powell (21)	Notre Dame
12/31/2024	Javian McCollum (21)	Notre Dame
3.2.2024	Kyle Sturdivant (20)	Florida State
12/21/2023	Kyle Sturdivant (21)	Massachusetts (Honolulu)
12/16/2023	Tafara Gapare (20)	Penn State (MSG)
11/14/2023	Dallan Coleman (24)	UMass Lowell
1/12/2022	Tristan Maxwell (22)	at Boston College
11/26/2021	Michael Devoe (26)	Georgia Southern
3/4/2020	Jose Alvarado (23)	Pittsburgh
2/20/2017	Tadric Jackson (20) !	at Notre Dame
2/19/2017	Tadric Jackson (20) !	Syracuse
2/11/2017	Tadric Jackson (29) !	Boston College
1/28/2017	Tadric Jackson (25) !	Notre Dame
12/7/2016	Tadric Jackson (24) !	at VCU
11/14/2016	Tadric Jackson (20) !	Southern
11/29/2013	Solomon Poole (24)	Mississippi (Barclays Center)
3/3/2012	Jason Morris (22)	Wake Forest (Philips Arena)
1/11/2012	Glen Rice, Jr. (22)	at NC State
1/7/2012	Glen Rice, Jr. (28)	Duke (Philips Arena)
11/29/2011	Jason Morris (21)	Northwestern (Philips Arena)
11/23/2011	Glen Rice, Jr. (23)	Siena (Arena at Gwinnett)
1/25/2011	Brian Oliver (28)	Virginia Tech
2/6/2010	Zachery Peacock (22)	NC State
1/24/2010	Brian Oliver (20)	at Florida State
11/22/2009	Zachery Peacock (22)	Boston U. (Puerto Rico)
3/3/2008	Zachery Peacock (23)	Virginia
2/17/2008	Matt Causey (20)	Miami
1/19/2008	Matt Causey (30)	Virginia Tech
1/3/2007	Anthony Morrow (21)	Winston-Salem State
2/12/2006	Zam Fredrick (22)	NC State
12/28/2004	Anthony Morrow (20)	Lafayette
12/18/2004	Will Bynum (28)	Gonzaga (Las Vegas, Nev.)
1/20/2004	Will Bynum (25)	at Wake Forest
11/26/2003	Isma'i Muhammad (22)	Connecticut (New York, N.Y.)
2/27/2002	B.J. Elder (25)	Wake Forest
11/27/2002	B.J. Elder (24)	Georgia
1/13/2001	Halston Lane (21)	Wake Forest
12/9/2000	Halston Lane (23)	Kentucky (Philips Arena)
(Games of 20-plus points)		
! Performances vacated by NCAA Committee on Infractions		

TECH NOTEBOOK

McCamish Pavilion 411

Name: McCamish Pavilion (mc-KAM-ish), named for Atlanta insurance executive Hank McCamish who gave the lead gift for the facility

Capacity: 8,600 (6935 court level, 1665 balcony level)

Cost: \$50 million

Contractor: Whiting-Turner

Architect: Populous

Cremins Court: the court remains named for the former Tech head coach

Alexander Courtyard: located at the Fowler Street entrance, honors the former Tech director of athletics and the history of the former Tech home arena named for him

Grand entrance: 10th and Fowler Streets, foyer includes graphic representations of retired jerseys and Tech's two Final Four appearances

Other entrances: West entrance off Fowler Street (students and media), East entrance from main arena parking (for club patrons)

Features: center-hung scoreboard and video boards, mezzanine fascia ribbon boards, theatrical lighting, primarily chairback seating, club area

Facts and Dates

- 2,500 cubic yards of concrete removed
- 3,000 cubic yards of concrete installed
- 500 tons of new steel installed
- Over 1 mile of new railing installed
- 20,000 gallons of paint used
- 2,000 feet of new mechanical piping
- 2,500 feet of new ductwork
- \$4M in new audio-visual and scoreboards
- 50 TV's throughout the concourse and Callaway Club
- Farthest distance material traveled to site: 4,835 miles
- Shortest distance material traveled to site: 1 mile
- Number of Tech alumni involved in the project: over 100
- Number of days construction took: 520
- Number of 1950's old style Coke bottles found while installing the underground foundations: 11
- Number of new staircases: 13
- Number of new sports lights for the competition floor: Over 300
- 270-degree court view from concourse

Groundbreaking: May 5, 2011

Opening: October, 2012

First public event: Oct. 21, 2012 - Jacket Jam (men's and women's scrimmages)

First men's game: Nov. 9, 2012 vs. Tulane

Head coaches: Brian Gregory of Georgia Tech, Ed Conroy of Tulane

Officiating crew: Karl Hess, Gary Maxwell, Raymond Styons

TV announce crew: Tom Werme, Cory Alexander (ACC Network, syndicated over-the-air iteration)

First Tech points: Marcus Georges-Hunt (2 FT, 18:13, 1st half)

First basket: Tulane's Josh Davis (18:44, 1st half)

Attendance: 8,600 (sellout)

First women's game: Nov. 11, 2012 vs. Tennessee

Tech played 55 seasons in Alexander Memorial Coliseum, compiling a record of 556-194 (.741). Miami was the last team to play Tech there, a game Tech won, and was the first ACC team to play in McCamish Pavilion, which Miami won. For the 2011-12 season, Tech played its home games at Philips Arena and the Arena at Gwinnett.

Winning Starts at Home

Georgia Tech has compiled a 143-80 record at home in 13 seasons in McCamish Pavilion. Tech is 56-55 on its home court in ACC games, 43-32 over the past eight seasons.

Tech set a program record for wins at home (17) in 2016-17, including a 7-2 ACC record and two NIT victories.

McCamish Pavilion was essentially brand new when it opened for the 2012-13 season. The only physical elements of McCamish Pavilion that remain from the venerable Alexander Memorial Coliseum are the roof and the 32 steel ribs that support it.

The capacity of McCamish Pavilion is 8,600, including 1,665 seats in the new balcony level and 6,935 seats in the lower seating bowl. There are no suites, but there is a club area that seats 500. Alexander Memorial Coliseum seated 9,191 spectators in its final configuration.

The most impressive features of McCamish Pavilion are its grand entrance, which fronts 10th and Fowler Streets, the ability for patrons to view the court from the main concourse all the way around, and the theatrical lighting system, which concentrates light on the court while leaving the seating areas dark, modeled after the Staples Center in Los Angeles and Madison Square Garden in New York.

Prior to the opening of McCamish Pavilion, Tech played 55 seasons in Alexander Memorial Coliseum, compiling a record of 556-194 (.741). Miami was the last team to play Tech in Alexander Memorial Coliseum, a game Tech won, and was the first ACC team to play in McCamish Pavilion on Jan. 5, which Miami won. For the 2011-12 season, Tech played its home games at State Farm Arena and Gas South Arena.

Tech's ACC Tournament History

Georgia Tech has played in 44 ACC Tournaments and has a 29-40 all-time record in the event. The Yellow Jackets have won four championships, in 1985 (Atlanta), 1990 (Charlotte), 1993 (Charlotte) and 2021 (Greensboro).

Tech has been a runner-up four times (1986, 1996, 2005, 2010). The 1986, 1996 and 2010 runs to the finals occurred in Greensboro. Tech also made the finals in 2005 at the Verizon Center in Washington, D.C.

Tech was 0-2 in the ACC Tournament under coach Dwane Morrison, 15-16 under Bobby Cremins (including all three titles), 9-11 under Paul Hewitt (runner-up in 2005 and 2010), 2-5 under Brian Gregory, 3-5 under Josh Pastner and 0-1 under Damon Stoudamire.

Tech did not play in the 2020 tournament while serving an NCAA postseason ban.

Tech's NCAA Tournament History

Georgia Tech has played in the NCAA Tournament 17 times in its history. Sixteen of those appearances have occurred from 1985 to the present, 10 under Bobby Cremins and five under Paul Hewitt.

The most recent was 2021, when the Yellow Jackets won the ACC Championship and earned an automatic bid, then fell 71-60 to Loyola Chicago in the opening round of the Midwest Regional.

That ended an 11-year hiatus from the NCAA Tournament that dated back to 2010, when the Yellow Jackets defeated Oklahoma State in the first round before losing to Ohio State in the round of 32 of the Midwest Regional.

Tech has a record of 23-17 in NCAA Tournament play, highlighted by its 2004 trip to the NCAA title game as well as a Final Four berth in 1990. The Yellow Jackets have reached the NCAA Sweet 16 seven times (1960, 1985, 1986, 1990, 1992, 1996, 2004).

The 2004 and 2005 appearances were Tech's first back-to-back appearances since Bobby Cremins led the Institute to the Big Dance nine straight years from 1985-93.

Georgia Tech has won at least one game in 11 of its 17 NCAA Tournament appearances.

COACHING STAFF

Head Coach Damon Stoudamire • 2nd season at Tech

Well-known throughout the basketball world for his success as a player and coach at the collegiate and professional levels, Damon Stoudamire became the 15th head coach in Georgia Tech men's basketball history on March 14, 2023.

In his first year on The Flats, the former collegiate All-American and NBA standout remade the Tech roster and guided the Yellow Jackets to three victories over top-25 teams and wins over three ACC teams that advanced to the Sweet 16 of the NCAA Tournament - Duke, North Carolina and Clemson.

Stoudamire came to Georgia Tech after most recently serving as an assistant coach of the Boston Celtics, who sat atop the NBA's Atlantic Division standings at the time of his hiring at Tech. He was with the Celtics for nearly two seasons (2021-22 and 2022-23), after a successful five-season stint as the head coach at Pacific (2016-21). At Pacific, he was named West Coast Conference Coach of the Year in 2020 after leading the Tigers to a 23-10 record in 2019-20, good for the program's best winning percentage (.697) in 15 years, and a third-place finish in the powerful WCC (behind only national powers Gonzaga and St. Mary's). He also was honored with the Ben Jobe Award, given annually to the nation's top minority head coach.

Stoudamire established himself as one of his generation's premier players when he was a three-time all-conference performer, the 1995 Pac 10 co-Player of the Year and a consensus first-team All-American at Arizona, where he played for four seasons from 1991-95. After helping lead the Wildcats to the Final Four as a junior in 1994, he capped his collegiate career by averaging 22.8 points per game, en route to the co-conference Player of the Year and consensus first-team All-America recognition in 1995. He was a finalist for 1995 Wooden Award (National Player of the Year).

At the conclusion of his Arizona career, Stoudamire was the Wildcats' all-time leader in 3-pointers made (272) and ranked second in points (1,849) and fourth in assists (663). He was the only player in Arizona history with two 40-point games.

His amateur career also included helping lead the United States to the gold medal in the 1993 World University Games (where he led the team in assists and steals despite being the youngest player on the roster) and the bronze at the 1994 Goodwill Games.

Stoudamire was selected by the Toronto Raptors with the seventh overall pick in the 1995 NBA Draft and averaged 13.4 points and 6.1 assists per game over the course of a 13-year professional playing career that included stints with the Raptors (1995-98), Portland Trail Blazers (1998-05), Memphis Grizzlies (2005-08) and San Antonio Spurs (2008). He was named the 1996 NBA Rookie of the Year after averaging 19 points and 9.3 assists per game in his first NBA campaign, the first of four-straight seasons that he averaged at least 17 points and eight assists per contest.

Following the conclusion of his NBA playing career in 2008, Stoudamire immediately embarked on his coaching career, beginning as director of player development at Rice in 2008-09. He then went on to serve as an assistant coach with the Memphis Grizzlies for two seasons (2009-11), before getting back into the college game with stints as an assistant at Memphis (2011-13), his alma mater Arizona (2013-15) and again at Memphis (2015-16).

After helping lead Memphis and Arizona to four conference championships (two Conference USA titles at Memphis, two Pac-12 crowns at Arizona) and four NCAA Tournament berths (including back-to-back Elite Eight appearances at Arizona) in six seasons, Stoudamire was hired as the head coach at Pacific in 2016. He inherited a program coming off an 8-20 campaign and quickly built it into a WCC contender, highlighted by the 23-10 campaign in 2019-20. The Tigers' 11-5 conference record that season remains their most-ever wins in WCC play. Combined with a 9-9 record in league play in 2017-18, Stoudamire led Pacific to its only two .500-or-better conference records since the Tigers joined the WCC in 2013-14.

After posting a 9-9 overall record during the Covid-shortened 2020-21 season, Stoudamire returned to the NBA as an assistant coach for the Celtics. In his first season in Boston, he helped lead the Celtics to the 2022 NBA Finals. The Celtics stood in first place in the Atlantic Division and in second both in the Eastern Conference and in the NBA's overall league standings at the time he took the Tech position. With Boston, he coached a pair of metro-Atlanta natives in Malcolm Brogdon (Norcross, Ga.) and Jaylen Brown (Alpharetta, Ga.).

A Portland, Ore. native, Stoudamire, 50, graduated from Woodrow Wilson High School in 1991 and earned his bachelor's degree from Arizona in 2008. He has a daughter, Kermeco, and two sons, Damon and Brandon.

Stoudamire as a Head Coach

Season	School	Overall	Conference	Postseason
2016-17	Pacific	*11-22	*4-14 / 9th	*on-court record
2017-18	Pacific	14-18	9-9 / 14th	
2018-19	Pacific	14-18	4-12 / 9th	
2019-20	Pacific	23-10	11-5 / 3rd	
2020-21	Pacific	9-9	6-7 / 5th	
at Pacific	5 years	71-77	34-47	
2023-24	Georgia Tech	14-18	7-13	
2024-25	Georgia Tech	13-14	7-9	
at Georgia Tech	2nd year	27-32	14-22	
CAREER	7th year	98-109	48-69	

Stoudamire Coaching Resume

- Georgia Tech, head coach (2023-present)
- Boston Celtics, assistant coach (2021-23)
- Pacific, head coach (2016-21)
- Memphis, assistant coach (2015-16)
- Arizona, assistant coach (2013-15)
- Rice, director of player development (2008-09)
- Memphis, assistant coach (2011-13)
- Memphis Grizzlies, assistant coach (2009-11)

Honors: All-Pac-10 Conference (1993, 1994, 1995), Pac-10 Co-Player of the Year (1995), Consensus first-team All-American (1995), finalist for the Wooden Award (1995), West Coast Conference Coach of the Year (2020), Ben Jobe Award (2020)

Playing Experience: Lettered four years at Arizona (1991-95), Toronto Raptors (1995-98), Portland Trail Blazers (1998-2005), Memphis Grizzlies (2005-08), San Antonio Spurs (2008)

Coaching Staff

KARL HOBBS

Associate Head Coach • 2nd season at Tech

Karl Hobbs, who directed George Washington to three straight NCAA Tournament appearances as a head coach, captured two national titles as an assistant at Connecticut and helped Rutgers to three post-season appearances in his most recent stop, joined the Georgia Tech men's basketball staff as associate head coach in April of 2023.

Hobbs has 36 seasons of Division I coaching experience and 21 post-season appearances on his resume, and comes to The Flats following seven seasons as associate head coach at Rutgers. He helped guide the Scarlet Knights to post-season appearances each of the past three seasons, including back-to-back appearances in the NCAA Tournament in 2021 and 2022, marking the first time RU made the big dance in consecutive seasons since 1976. Hobbs helped Rutgers snap a 30-year NCAA Tournament drought when the Scarlet Knights earned a berth in the 2021 the NCAA Tournament, their first appearance since 1991.

B.J. ELDER

Assistant Coach • 6th season at Tech

A standout member of the Yellow Jackets' 2004 NCAA runner-up team, B.J. Elder joined the men's basketball staff in July of 2019 as associate director of player personnel. He was elevated to assistant coach in December 2023.

A veteran of 10 years in European professional basketball following his stellar Tech career, Elder, 38, came to Tech following three seasons as assistant boys' basketball coach at Clarkston High School. He has served as the basketball staff's liaison with academic services, campus housing and dining, media and marketing, as well as spearheading outreach to former Tech players.

PERSHIN WILLIAMS

Assistant Coach • 2nd season at Tech

A former graduate assistant with the Georgia Tech men's basketball program, Pershin Williams joined the Yellow Jackets' men's basketball staff as assistant coach in April of 2023 following four seasons on the bench at Kennesaw State.

Now with 12 years of full-time college coaching experience, Williams helped head coach Amir Abdur-Rahim build the KSU program into a championship team in the Atlantic Sun Conference and an NCAA Tournament team in 2023. KSU went 26-9 last season, 15-3 in the A-Sun, and three Owls earned all-conference recognition after being picked to finish eighth in the pre-season conference poll.

NATE BABCOCK

Assistant Coach • 2nd season at Tech

After two seasons as an assistant coach with the Grand Rapids Gold in the G League, Nate Babcock joined the Georgia Tech men's basketball staff as quality control coach in June of 2023. He returns to the collegiate ranks after nine years on the professional level.

Prior to his time in Grand Rapids, the G League affiliate of the Denver Nuggets, Babcock spent seven years in various support roles in the NBA and G League. He joined the Gold after three years as the special assistant to the head coach with the Atlanta Hawks organization where he assisted with player development as well as opponent scouting and game preparation.

BONZI WELLS

Assistant Coach • 2nd season at Tech

A 12-year veteran of professional basketball, including 10 in the National Basketball Association, Bonzi Wells joined the Georgia Tech men's basketball staff as an assistant coach in August of 2023. Wells will concentrate his efforts on player development and on-court coaching.

Wells, 46, came to Tech following two seasons as the head coach at Division II LeMoyne-Owen College in Memphis, Tenn., where he led the Magicians to a 34-23 record across his two years, including an 18-11 mark in 2022-23.

BIO UPDATES

NAITHAN GEORGE

Guard • 6-3 • 185 • Sophomore • Toronto, Ontario • Canyon International Academy (Glendale, Ariz.)

1

• Tech's top point guard in his second season on The Flats ... Has started the Yellow Jackets' last 55 games, dating back to Tech's Nov. 28 win over Mississippi State Nov. 28, 2023

• Was named ACC Player of the Week after averaging 24 points, 5.0 rebounds and 6.5 assists in wins over Stanford and California

• Leads the ACC in minutes per game in conference games (38.24), and ranks 3rd in all games (35.2) ... Ranks No. 78 nationally in KenPom.com's measurement of usage (has played 86% of available minutes) for the full season, and has been in the court for 98% of the minutes in Tech's last 5 games

• Scored 20-plus points in four straight games, including a career-high 28 at Clemson (2/4) and 26 vs. California (2/15), before being held to 9 at Boston College (3-13 FG, 3-10 3pt FG) ... Averaged 24 points (34-of-73 FG, 15-of-31 3pt FG, 13-of-16 FT) over that stretch, along with 5.3 rebounds and 6.3 assists

• Averaged 16.2 points and 6.5 assists over 13 games before BC, scoring double digits in all of them ... Shot 45.9% (78-of-170) from the floor, 39.2% (29-of-74) from 3-point range, and 75.8% (25-of-33) from the foul line, during that stretch

• In all games this season: averaging 12.9 ppg (2nd on the team), hitting 40.6% from the floor, 34.5% from three-point range, 80.7% from the foul line

• In ACC games: averaging team-high 14.7 points, 6.2 assists (No. 2 in ACC), 4.6 rebounds ... Shooting 42% FG/36.6% 3pt FG/77.1% FT

• Leads the ACC (13th in NCAA) in assist average (6.3 apg) in all games this season, and is 9th in ACC in assist/turnover ratio (2.24-1)

• Assist average is highest since 1995-96 (Drew Barry, 6.6 apg) and would be 6th highest ever at Tech if season ended today

• Has logged 3 double-doubles in points and assists this season, vs. Central Arkansas (16/11), Boston College (10/10) and SMU (11/10)

• 19 games in double-digit points this season

• Has had 25 games of six or more assists in his career, including 15 this season

• His 305 career assists ties fr the 5th-most all-time in Tech annals through a Yellow Jackets' first two seasons, and most since Drew Barry's 305 from 1992-96

• Scored in double digits 31 times in his Tech career

• Started Tech's final 28 games in 2023-24, averaging 29.8 minutes and playing well in Tech's ACC wins (10.6 ppg, 4.8 rpg, 47.4 pct. FG) ... Averaged 9.3 points and 4.6 assists (No. 2 in the ACC) in all games; 9.8 points and 5.0 assists (No. 2 in the ACC) in conference games

• Finished his freshman year with a flurry, scoring a season-high 24 points (8-13 FG, 5-8 3-pt FG, 3-3 FT) with seven assists in Tech's ACC Tournament loss to Notre Dame ... Averaged 15.8 points (24-44 FG, 7-14 3-pt FG) and 4.8 assists over the final four games

• Scored 10 of his 20 points in the final 22 seconds of regulation and final minute of second OT to lift Tech over Clemson ... Scored the winning basket vs. North Carolina with a left-handed layup over Armando Bacot

• Had only two low-major offers coming put of high school before accepting an offer to enroll at Tech in the summer of 2023



GAME-BY-GAME STATISTICS

#1 GEORGE, Naithan

Opponent	Date	GS	MIN	Total		3-Pointers		Free throws		Rebounds				PF	A	TO	BLK	STL	PTS	AVG	
				FG-FGA	PCT	3FG-3FGA	PCT	FT-FTA	PCT	OFF	DEF	TOT	AVG								
West Ga.	11/06/2024	*	23:04	2-6	.333	1-3	.333	2-3	.667	0	1	1	1.0	1	7	1	0	0	7	7.0	
North Florida	11/10/2024	*	35:27	2-5	.400	1-3	.333	0-0	.000	0	6	6	3.5	3	7	1	0	1	5	6.0	
Texas Southern	11/12/2024	*	36:34	3-9	.333	3-8	.375	7-8	.875	1	2	3	3.3	0	6	3	0	1	16	9.3	
Georgia	11/15/2024	*	27:54	3-14	.214	0-5	.000	0-0	.000	0	0	0	2.5	2	3	4	1	1	6	8.4	
Cincinnati	11/23/2024	*	27:14	5-9	.556	3-6	.500	0-0	.000	0	0	0	2.0	1	1	2	0	0	13	9.4	
Charleston So.	11/27/2024	*	24:24	8-14	.571	1-1	1.000	0-0	.000	1	3	4	2.3	4	7	0	0	2	17	10.7	
Central Ark.	11/30/2024	*	34:07	5-15	.333	4-10	.400	2-2	1.000	0	4	4	2.6	0	11	1	0	1	16	11.4	
at Oklahoma	12/03/2024	*	37:37	3-8	.375	0-4	.000	2-3	.667	0	0	0	2.3	3	5	2	0	0	8	11.0	
at North Carolina	12/07/2024	*	39:02	4-14	.286	2-6	.333	2-2	1.000	1	7	8	2.9	1	4	5	1	2	12	11.1	
vs Northwestern	12/15/2024	*	30:00	1-6	.167	1-3	.333	0-0	.000	0	7	7	3.3	2	7	3	0	0	3	10.3	
UMBC	12/18/2024	*	28:29	5-9	.556	2-5	.400	6-6	1.000	0	3	3	3.3	2	8	3	0	2	18	11.0	
Duke	12/21/2024	*	26:09	2-10	.200	0-3	.000	0-0	.000	0	3	3	3.3	2	4	1	0	0	4	10.4	
Alabama A&M	12/28/2024	*	32:31	2-8	.250	0-4	.000	0-0	.000	1	5	6	3.5	3	9	3	1	1	4	9.9	
Notre Dame	12/31/2024	*	36:43	5-9	.556	1-3	.333	0-0	.000	0	5	5	3.6	1	6	2	1	0	11	10.0	
Boston College	01/04/2025	*	34:56	3-9	.333	1-3	.333	3-4	.750	0	3	3	3.5	2	10	2	0	2	10	10.0	
at Syracuse	01/07/2025	*	35:29	6-15	.400	1-7	.143	0-0	.000	1	4	5	3.6	1	5	2	2	0	13	10.2	
at SMU	01/11/2025	*	35:20	4-10	.400	2-5	.400	1-1	1.000	1	4	5	3.7	0	10	7	1	0	11	10.2	
Clemson	01/14/2025	*	37:27	5-11	.455	3-6	.500	0-1	.000	1	2	3	3.7	3	4	5	0	0	13	10.4	
at Florida St.	01/18/2025	*	38:26	4-12	.333	2-7	.286	0-2	.000	0	3	3	3.6	2	4	1	1	1	10	10.4	
Virginia Tech	01/22/2025	*	38:18	3-9	.333	2-6	.333	3-4	.750	0	4	4	3.7	1	7	3	0	3	11	10.4	
at Notre Dame	01/28/2025	*	37:47	9-11	.818	1-2	.500	1-1	1.000	0	6	6	3.8	1	5	0	2	3	20	10.9	
Louisville	02/01/2025	*	36:09	5-11	.455	1-4	.250	4-4	1.000	0	2	2	3.7	3	9	2	0	1	15	11.0	
at Clemson	02/04/2025	*	55:00	12-26	.462	2-10	.200	2-4	.500	2	3	5	3.7	1	7	8	0	0	28	11.8	
at Virginia	02/08/2025	*	38:56	6-15	.400	5-9	.556	3-4	.750	0	6	6	3.8	0	5	2	0	1	20	12.1	
Stanford	02/12/2025	*	40:00	7-13	.538	3-4	.750	5-5	1.000	0	7	7	4.0	0	5	3	1	0	22	12.5	
California	02/15/2025	*	44:57	9-19	.474	5-8	.625	3-3	1.000	0	3	3	3.9	3	8	5	1	1	26	13.0	
at Boston College	02/22/2025	*	37:10	3-13	.231	3-10	.300	0-0	.000	3	2	5	4.0	2	6	5	0	0	9	12.9	
Totals			27	949:10	126-310	.406	50-145	.345	46-57	.807	12	95	107	4.0	44	170	76	12	23	348	12.9

Player Averages

Games Played	Minutes/game	Points/game	FG Pct	3FG Pct	FT Pct	Rebounds/game	Assists/game	Turnovers/game	Assist/Turnover ratio	Steals/game	Blocks/game
27	35.2	12.9	40.6	34.5	80.7	4.0	6.3	2.8	2.2	0.9	0.4

CAREER STATS AND GAME HIGHS

GEORGE, Naithan

				Field Goals		3-Point		F-Throws		Rebounds								Scoring		
SEASON	TEAM	GP-GS	MIN/AVG	FG-FGA	FG%	3FG-3FGA	3FG%	FT-FTA	FT%	OFF	DEF	TOT	AVG	PF-FO	A	TO	BLK	STL	PTS	AVG
2023-24	GaTech	29-28	863/29.8	102-242	.421	32-102	.314	49-71	.690	12	57	69	2.4	47-0	135	60	3	10	285	9.8
2024-25	GaTech	27-27	949/35.2	126-310	.406	50-145	.345	46-57	.807	12	95	107	4.0	44-0	170	76	12	23	348	12.9
TOTAL		56-55	1812/32.4	228-552	.413	82-247	.332	95-128	.742	24	152	176	3.1	91-0	305	136	15	33	633	11.3

Single Game Highs

Statistic	Value
Points	28 at Clemson 02/04/25
Rebounds	8 at North Carolina 12/07/24
Assists	11 vs Notre Dame 01/09/24, vs Central Ark. 11/30/24
Steals	3 vs Virginia Tech 01/22/25, at Notre Dame 01/28/25
Blocks	2 at Notre Dame 01/28/25, at Syracuse 01/07/25
FG Made	12 at Clemson 02/04/25
FG Attempts	26 at Clemson 02/04/25
3FG Made	5 vs Notre Dame 03/12/24, at Virginia 02/08/25, vs California 02/15/25
3FG Attempts	10 vs Central Ark. 11/30/24, at Boston College 02/22/25, at Clemson 02/04/25
FT Made	8 vs North Carolina 01/30/24
FT Attempts	10 vs North Carolina 01/30/24

BIO UPDATES

JAVIAN McCOLLUM

2

Guard • 6-2 • 175 • Senior • Fort Myers, Fla. • Fort Myers HS / Siena / Oklahoma

- Name pronounced "JAY-vee-un muh-CALL-um"

- Transfer from Oklahoma who has become a worthy scoring partner with Lance Terry when on the court

- Started 6 straight games before leaving the 2/4 Clemson game with an injury, playing more than 34 minutes in each ... Has not played in Tech's last 4 games

- Averaged 14.1 ppg and 4.1 apg in Tech's 10 games before Clemson, including four games of 20+ points (21 vs. Notre Dame, 20 vs. Boston College, SMU, FSU) ... 42.5% FG, 35.7% 3pt FG, 29-33 FT, adding 39 assists and 18 steals

- Overall this season:** has averaged 12.2 points and 3.4 assists this season while connecting on 43.5% of his shots from the floor, 36.3% from three-point range (No. 3 on the team) and 86.5% from the foul line (5th in ACC)

- In ACC games:** averaging 12.9 ppg (4th on team), 3.7 apg, 43% FG, 34.5% 3pt FG, 85.7% FT ... Ranks 7th in ACC in steals (1.5 pg)

- McCollum's 3 20-point games off the bench this season (he has 1 as a starter) are the most for a Tech player since 2016-17 (Tadric Jackson had 6)

- Started Tech's first 5 games this season, then missed the next 4 after sustaining a concussion Nov. 23 vs. Cincinnati

- Returned to action Dec. 15 vs. Northwestern and has been an offensive force off the bench in the last 10 games before his injury at Clemson

- Passed the 1,000-career-point milestone in the Jackets' season opener against West Georgia, when he scored 18 points ... Now has 1,222 career points

- Career - has connected on 42.8% of his shots from the floor, 35% from three-point range and 89.5% from the free throw line in his career (including Tech)

- Played one season at Oklahoma (2023-24) after competing for two years at Siena in Albany, N.Y. ... Has one season of eligibility at Tech

- No. 31 in ESPN's transfer portal ranking, and 247Sports deemed him No. 2 among transfers into ACC programs

- Averaged 12.2 points and 3.1 assists per game over his college career prior to Tech over 81 games (57 starts)

- Earned 2023-24 All-Big 12 honorable mention honors in 2023-24

- Appeared in 30 games (30 starts) last year at OU, averaging 13.3 points, 3.4 assists, 2.6 rebounds and 0.8 steals per outing

- Shot 40.4 percent (132-327) from the field, 31.4 percent (54-172) from deep and a school-record 94.3 percent (82-87) from the free throw line ... Made a program record 39 consecutive free throws



GAME-BY-GAME STATISTICS

Opponent	Date	GS	MIN	Total		3-Pointers		Free throws		Rebounds				PF	A	TO	BLK	STL	PTS	AVG	
				FG-FGA	PCT	3FG-3FGA	PCT	FT-FTA	PCT	OFF	DEF	TOT	AVG								
West Ga.	11/06/2024	*	30:05	7-12	.583	3-6	.500	1-1	1.000	1	3	4	4.0	0	5	3	0	4	18	18.0	
North Florida	11/10/2024	*	33:22	5-9	.556	2-4	.500	2-2	1.000	0	3	3	3.5	3	6	3	0	0	14	16.0	
Texas Southern	11/12/2024	*	30:23	4-9	.444	2-5	.400	4-5	.800	0	5	5	4.0	2	1	4	1	0	14	15.3	
Georgia	11/15/2024	*	31:36	3-9	.333	1-5	.200	6-7	.857	0	4	4	4.0	5	3	2	0	2	13	14.8	
Cincinnati	11/23/2024	*	14:03	2-5	.400	1-2	.500	0-0	.000	0	2	2	3.6	0	2	2	0	0	5	12.8	
vs Northwestern	12/15/2024		23:08	1-5	.200	1-4	.250	0-0	.000	0	2	2	3.3	2	2	1	0	1	3	11.2	
UMBC	12/18/2024		18:08	1-3	.333	0-1	.000	3-4	.750	0	1	1	3.0	1	3	0	0	0	5	10.3	
Duke	12/21/2024		14:09	2-3	.667	2-3	.667	0-0	.000	0	0	0	2.6	1	3	1	0	0	6	9.8	
Alabama A&M	12/28/2024		15:54	5-11	.455	3-6	.500	5-5	1.000	0	1	1	2.4	2	2	2	0	1	18	10.7	
Notre Dame	12/31/2024		34:35	7-13	.538	2-6	.333	5-5	1.000	0	1	1	2.3	0	6	1	0	3	21	11.7	
Boston College	01/04/2025		30:16	6-9	.667	2-5	.400	6-6	1.000	0	5	5	2.5	2	4	0	0	2	20	12.5	
at Syracuse	01/07/2025		26:50	3-13	.231	0-4	.000	0-0	.000	1	3	4	2.7	1	2	2	0	3	6	11.9	
at SMU	01/11/2025		32:20	7-11	.636	5-8	.625	1-2	.500	1	3	4	2.8	0	5	2	1	0	20	12.5	
Clemson	01/14/2025	*	37:59	3-11	.273	1-4	.250	4-4	1.000	0	0	0	2.6	1	5	2	0	1	11	12.4	
at Florida St.	01/18/2025	*	36:51	7-17	.412	4-11	.364	2-3	.667	0	2	2	2.5	1	4	3	0	3	20	12.9	
Virginia Tech	01/22/2025	*	37:27	5-16	.313	1-7	.143	5-6	.833	0	3	3	2.6	0	4	3	0	0	16	13.1	
at Notre Dame	01/28/2025	*	34:46	3-8	.375	0-4	.000	1-1	1.000	0	4	4	2.6	4	4	0	0	1	7	12.8	
Louisville	02/01/2025	*	37:57	5-11	.455	2-5	.400	0-1	.000	0	3	3	2.7	2	3	2	0	4	12	12.7	
at Clemson	02/04/2025	*	13:46	1-2	.500	1-1	1.000	0-0	.000	0	3	3	2.7	0	1	2	0	0	3	12.2	
Totals			11	533:35	77-177	.435	33-91	.363	45-52	.865	3	48	51	2.7	27	65	35	2	25	232	12.2

Player Averages

Games Played	Minutes/game	Points/game	FG Pct	3FG Pct	FT Pct	Rebounds/game	Assists/game	Turnovers/game	Assist/Turnover ratio	Steals/game	Blocks/game
19	28.1	12.2	43.5	36.3	86.5	2.7	3.4	1.8	1.9	1.3	0.1

CAREER STATS AND GAME HIGHS

MCCOLLUM, Javian

			Field Goals		3-Point		F-Throws		Rebounds								Scoring				
SEASON	TEAM	GP-GS	MIN/AVG	FG-FGA	FG%	3FG-3FGA	3FG%	FT-FTA	FT%	OFF	DEF	TOT	AVG	PF-FO	A	TO	BLK	STL	PTS	AVG	
2021-22	Siena	24-2	436/18.2	53-110	.482	23-54	.426	32-38	.842	2	19	21	0.9	31-0	43	29	2	9	161	6.7	
2022-23	Siena	27-25	832/30.8	136-316	.430	52-146	.356	105-118	.890	11	47	58	2.1	49-0	106	81	8	30	429	15.9	
2023-24	OK	30-30	932/31.1	132-327	.404	54-172	.314	82-87	.943	4	73	77	2.6	45-1	101	64	2	25	400	13.3	
2024-25	GaTech	19-11	534/28.1	77-177	.435	33-91	.363	45-52	.865	3	48	51	2.7	27-1	65	35	2	25	232	12.2	
TOTAL FOR GaTech			19-11	534/28.1	77-177	.435	33-91	.363	45-52	.865	3	48	51	2.7	27-1	65	35	2	25	232	12.2
TOTAL			100-68	2734/27.3	398-930	.428	162-463	.350	264-295	.895	20	187	207	2.1	152-2	315	209	14	89	1222	12.2

Single Game Highs

Statistic	Value	
Points	30	vs Manhattan 03/02/23
Rebounds	7	vs Providence 12/05/23
Assists	9	vs Niagara 03/09/23
Steals	4	vs West Ga. 11/06/24, vs Louisville 02/01/25
Blocks	2	vs Seton Hall 11/27/22
FG Made	10	vs Manhattan 03/02/23
FG Attempts	22	vs Niagara 03/09/23
3FG Made	5	4 times
3FG Attempts	11	vs Niagara 03/09/23, at Florida St. 01/18/25
FT Made	10	at Mount St. Mary's 02/10/23
FT Attempts	12	at Niagara 01/13/23

BIO UPDATES

JAEDEN MUSTAF

3

Guard • 6-5 • 210 • Freshman • Bowie, Md. • Overtime Elite (Atlanta)

• Consensus four-star combo guard with excellent size, court vision, play-making and shooting abilities... Name pronounced "JAY-dun MOO-stoff"



• Started 7 games as injuries thinned Tech's rotation, but missed 6 in a row with a foot injury of his own before returning 2/12 vs. Stanford

• Played 73 total minutes

and scored 21 points against Stanford, California and Boston College ... Pulled career-best 8 rebounds at BC

• Scored in double digits 7 times, including 1st in an ACC game 1/14 vs. Clemson (12 pts) ... 3 of them came in consecutive games vs. Charleston Southern (16), Central Arkansas (season-high 18) and Oklahoma (16) earlier in the season

• Seventh on Tech's scoring chart at 8.9 ppg while hitting 41.4% from the floor, 38.1% from 3-point range and 68.9% from the charity stripe

• Struggled in Tech's 4 games before Clemson (6.5 ppg, 3.3 rpg, 2 assists, 5 turnovers) ... Hit 50% from the floor, but did not attempt a 3-ponter and was 4-of-11 from the foul line

• Played in Tech's first game against West Georgia, missed the next two with a thumb injury before returning to play limited minutes vs. Georgia and Cincinnati

• Ranked No. 58 nationally overall and No. 7 at his position in the 247Sports Composite ranking coming out of high school

• Picked Tech over a top-six list that also included NC State, Maryland, Florida State, Indiana and Arkansas

• Attended Overtime Elite in Atlanta for his senior year after spending his junior season at Carmel Christian School in Matthews, N.C.

• Averaged 10.2 points, 5.6 assists and 3.8 rebounds over 16 games with the City Reapers team ... Improved to 11.1 points, 6.1 assists and 4.3 rebounds over eight games in the City Reapers' run to the finals, where they defeated RWE to win the OTE title

• Earned all-state honors at Carmel Christian and led his team to a 28-4 record and a berth in the state championship game ... Averaged 15.9 points, 5.8 rebounds and 3.8 assists per game at Carmel in 2022-23

• Prior to that, attended DeMatha Catholic High School in Hyattsville, Md.

• Son of the late Jerrod Mustaf, former Maryland star and first-round NBA draft pick

GAME-BY-GAME STATISTICS

#3 MUSTAF, Jaeden

Opponent	Date	GS	MIN	Total		3-Pointers		Free throws		Rebounds				PF	A	TO	BLK	STL	PTS	AVG
				FG-FGA	PCT	3FG-3FGA	PCT	FT-FTA	PCT	OFF	DEF	TOT	AVG							
West Ga.	11/06/2024		14:50	2-5	.400	0-0	.000	0-0	.000	1	1	2	2.0	0	2	0	0	0	4	4.0
Georgia	11/15/2024		10:48	0-3	.000	0-1	.000	1-2	.500	1	2	3	2.5	2	1	1	0	0	1	2.5
Cincinnati	11/23/2024		14:13	0-5	.000	0-0	.000	2-2	1.000	1	0	1	2.0	0	3	1	0	0	2	2.3
Charleston So.	11/27/2024		24:25	6-14	.429	0-0	.000	4-4	1.000	1	2	3	2.3	2	2	1	0	2	16	5.8
Central Ark.	11/30/2024		28:28	5-8	.625	1-2	.500	7-8	.875	2	2	4	2.6	3	2	1	0	2	18	8.2
at Oklahoma	12/03/2024		29:30	5-11	.455	1-2	.500	5-8	.625	1	1	2	2.5	4	2	2	0	0	16	9.5
at North Carolina	12/07/2024		31:32	2-7	.286	0-1	.000	2-2	1.000	2	2	4	2.7	4	1	4	0	0	6	9.0
vs Northwestern	12/15/2024		26:30	3-8	.375	1-3	.333	4-4	1.000	2	4	6	3.1	4	0	1	0	0	11	9.3
UMBC	12/18/2024	*	34:04	7-14	.500	1-3	.333	0-2	.000	1	4	5	3.3	4	5	1	0	1	15	9.9
Duke	12/21/2024	*	32:05	2-9	.222	1-1	1.000	0-0	.000	0	1	1	3.1	4	1	2	0	0	5	9.4
Alabama A&M	12/28/2024	*	26:47	4-7	.571	1-2	.500	4-4	1.000	1	6	7	3.5	3	6	2	0	5	13	9.7
Notre Dame	12/31/2024	*	23:45	1-5	.200	0-0	.000	3-4	.750	1	4	5	3.6	3	2	0	0	0	5	9.3
Boston College	01/04/2025	*	21:24	4-6	.667	0-0	.000	0-2	.000	0	2	2	3.5	1	0	1	0	0	8	9.2
at Syracuse	01/07/2025	*	23:01	4-8	.500	0-0	.000	0-3	.000	2	4	6	3.6	2	0	1	0	4	8	9.1
at SMU	01/11/2025	*	13:52	2-3	.667	0-0	.000	1-2	.500	0	0	0	3.4	5	0	3	1	0	5	8.9
Clemson	01/14/2025		25:51	3-8	.375	1-3	.333	5-7	.714	0	2	2	3.3	1	0	3	0	1	12	9.1
Stanford	02/12/2025		20:33	2-4	.500	0-1	.000	3-5	.600	0	0	0	3.1	1	0	0	0	0	7	8.9
California	02/15/2025		25:24	3-8	.375	1-2	.500	1-2	.500	0	1	1	3.0	1	4	2	1	4	8	8.9
at Boston College	02/22/2025		27:03	2-6	.333	0-0	.000	2-4	.500	3	5	8	3.3	4	0	2	0	0	6	8.7
Totals		7	454:07	57-139	.410	8-21	.381	44-65	.677	19	43	62	3.3	48	31	28	2	19	166	8.7

Player Averages

Games Played	Minutes/game	Points/game	FG Pct	3FG Pct	FT Pct	Rebounds/game	Assists/game	Turnovers/game	Assist/Turnover ratio	Steals/game	Blocks/game
19	23.9	8.7	41.0	38.1	67.7	3.3	1.6	1.5	1.1	1.0	0.1

CAREER STATS AND GAME HIGHS

MUSTAF, Jaeden

SEASON	TEAM	GP-GS	MIN/AVG	Field Goals		3-Point		F-Throws		Rebounds				Scoring						
				FG-FGA	FG%	3FG-3FGA	3FG%	FT-FTA	FT%	OFF	DEF	TOT	AVG	PF-FO	A	TO	BLK	STL	PTS	AVG
2024-25	GaTech	19-7	454/23.9	57-139	.410	8-21	.381	44-65	.677	19	43	62	3.3	48-1	31	28	2	19	166	8.7
TOTAL		19-7	454/23.9	57-139	.410	8-21	.381	44-65	.677	19	43	62	3.3	48-1	31	28	2	19	166	8.7

Single Game Highs

Statistic	Value
Points	18 vs Central Ark. 11/30/24
Rebounds	8 at Boston College 02/22/25
Assists	6 vs Alabama A&M 12/28/24
Steals	5 vs Alabama A&M 12/28/24
Blocks	1 vs California 02/15/25, at SMU 01/11/25
FG Made	7 vs UMBC 12/18/24
FG Attempts	14 vs Charleston So. 11/27/24, vs UMBC 12/18/24
3FG Made	1 8 times
3FG Attempts	3 vs Northwestern 12/15/24, vs UMBC 12/18/24, vs Clemson 01/14/25
FT Made	7 vs Central Ark. 11/30/24
FT Attempts	8 vs Central Ark. 11/30/24, at Oklahoma 12/03/24


BIO UPDATES

RYAN MUTOMBO

12

Center • 7-2 • 255 • Senior • Atlanta, Ga. • The Lovett School / Georgetown

• Atlanta high school star who returned home to play at Georgia Tech following three seasons at Georgetown ... Has one season of eligibility at Tech ... Last name pronounced "moo-TOM-bo"



• Played in 13 games (started 7 straight at one point) after sitting out the first 9 due to considerable time missed in the pre-season following the passing of his father

• Averaging 2.5 points, 2.9 rebounds, and blocked 8 shots while averaging 11 minutes ... Led Tech in rebounds in 3 games

• In ACC games: averaged 1.4 ppg, 2.2 rpg, blocked 4 shots and hit 7-of-19 from the floor

• Over 3 seasons at Georgetown, played a total of 54 games, making one start ... Averaged 8.1 minutes per game, 3.3 points and 2.3 rebounds ... Connected on 51.8 percent of his shots from the floor

• Appeared in 15 games last season, playing a total of 55 minutes ... Scored 11 points on the season and contributed 18 rebounds, a steal and a block ... Recorded a season-high four points and three rebounds in win over Le Moyne (Nov. 7)

• A product out of the Lovett School in Atlanta, was named All-State first team at center by the Atlanta Journal Constitution his senior season

• Surpassed the 1,500-point milestone at the Lovett School ... Was a 4-star prospect in the class of 2021 ranked No. 112 nationally by 247Sports, No. 17 among centers

• Son of the late Georgetown and Atlanta Hawks star Dikembe Mutombo

GAME-BY-GAME STATISTICS

#12 MUTOMBO, Ryan

Opponent	Date	GS	MIN	Total		3-Pointers		Free throws		Rebounds				PF	A	TO	BLK	STL	PTS	AVG
				FG-FGA	PCT	3FG-3FGA	PCT	FT-FTA	PCT	OFF	DEF	TOT	AVG							
vs Northwestern	12/15/2024		21:33	5-8	.625	0-0	.000	0-1	.000	1	6	7	7.0	1	1	1	2	0	10	10.0
UMBC	12/18/2024	*	13:09	2-5	.400	0-0	.000	2-3	.667	3	4	7	7.0	1	0	2	2	0	6	8.0
Duke	12/21/2024	*	14:40	1-3	.333	0-0	.000	0-0	.000	3	3	6	6.7	2	0	1	2	0	2	6.0
Alabama A&M	12/28/2024	*	10:56	1-1	1.000	0-0	.000	0-0	.000	2	0	2	5.5	0	1	1	0	0	2	5.0
Notre Dame	12/31/2024	*	12:09	1-1	1.000	0-0	.000	0-0	.000	1	2	3	5.0	1	0	0	0	0	2	4.4
Boston College	01/04/2025	*	11:56	0-1	.000	0-0	.000	0-0	.000	0	4	4	4.8	0	0	0	0	0	0	3.7
at Syracuse	01/07/2025	*	14:46	1-3	.333	0-0	.000	0-1	.000	1	2	3	4.6	1	0	0	1	0	2	3.4
at SMU	01/11/2025	*	16:25	2-6	.333	0-0	.000	0-0	.000	1	1	2	4.3	1	0	0	0	0	4	3.5
Clemson	01/14/2025		04:53	0-0	.000	0-0	.000	0-0	.000	0	2	2	4.0	0	0	0	0	1	0	3.1
Virginia Tech	01/22/2025		09:53	1-2	.500	0-0	.000	0-0	.000	0	0	0	3.6	1	1	0	1	0	2	3.0
at Notre Dame	01/28/2025		02:43	1-3	.333	0-0	.000	0-0	.000	1	0	1	3.4	0	0	0	0	0	2	2.9
at Clemson	02/04/2025		06:27	0-0	.000	0-0	.000	0-0	.000	1	0	1	3.2	0	0	0	0	0	0	2.7
Stanford	02/12/2025		03:13	0-0	.000	0-0	.000	0-0	.000	0	0	0	2.9	1	0	0	0	0	0	2.5
Totals		7	142:43	15-33	.455	0-0	.000	2-5	.400	14	24	38	2.9	9	3	5	8	1	32	2.5

Player Averages

Games Played	Minutes/game	Points/game	FG Pct	3FG Pct	FT Pct	Rebounds/game	Assists/game	Turnovers/game	Assist/Turnover ratio	Steals/game	Blocks/game
13	11.0	2.5	45.5	0.0	40.0	2.9	0.2	0.4	0.6	0.1	0.6

CAREER STATS AND GAME HIGHS

MUTOMBO, Ryan

SEASON	TEAM	GP-GS	MIN/AVG	Field Goals		3-Point		F-Throws		Rebounds				Scoring						
				FG-FGA	FG%	3FG-3FGA	3FG%	FT-FTA	FT%	OFF	DEF	TOT	AVG	PF-FO	A	TO	BLK	STL	PTS	AVG
2021-22	GTown	27-1	317/11.7	56-113	.496	1-4	.250	24-33	.727	43	39	82	3.0	36-0	3	13	23	6	137	5.1
2022-23	GTown	12-0	64/5.3	12-16	.750	0-0	.000	6-8	.750	9	14	23	1.9	9-0	0	3	4	3	30	2.5
2023-24	GTown	15-0	55/3.7	3-8	.375	0-0	.000	5-9	.556	8	10	18	1.2	4-0	0	1	1	1	11	0.7
2024-25	GaTech	13-7	143/11.0	15-33	.455	0-0	.000	2-5	.400	14	24	38	2.9	9-0	3	5	8	1	32	2.5
TOTAL FOR GaTech		13-7	143/11.0	15-33	.455	0-0	.000	2-5	.400	14	24	38	2.9	9-0	3	5	8	1	32	2.5
TOTAL		67-8	579/8.6	86-170	.506	1-4	.250	37-55	.673	74	87	161	2.4	58-0	6	22	36	11	210	3.1

Single Game Highs

Statistic	Value
Points	15 vs UMBC 12/08/21
Rebounds	11 vs UMBC 12/08/21
Assists	2 vs Butler 01/13/22
Steals	2 vs Creighton 02/12/22, vs Providence 02/26/23
Blocks	4 vs UMBC 12/08/21
FG Made	7 vs UMBC 12/08/21
FG Attempts	15 vs UMBC 12/08/21
3FG Made	1 vs Saint Joseph's 11/26/21
3FG Attempts	1 4 times
FT Made	5 at St. John's (NY) 01/16/22
FT Attempts	5 at St. John's (NY) 01/16/22

BIO UPDATES

BAYE NDONGO

11

Forward • 6-9 • 240 • Sophomore • Mboro, Senegal • Putnam (Conn.) Science Academy

• Name pronounced "BYE NDONG-go" ... Pronounce the "N" sound with no vowel before or after

• Voted second-team pre-season All-ACC for 2024-25

• Started Tech's last 56 games, dating back to Cincinnati early in the 2023-24 season

• Has 5 double-doubles in Tech's last 6 games

after scoring 17 points with 15 rebounds at Boston College ... Scored a career-high 26 points with 13 rebounds against Cal the game before

• Has averaged 17.2 points (58.1% FG/43-of-74) and 12.1 rebounds over the last 6 games

• **In all games this season:** has averaged 12.8 points and 8.5 rebounds (No. 4 in the ACC) while hitting 54.1% of his shots from the floor

• **In ACC games:** averaging 13.3 points and 9.4 rebounds (No. 3 in ACC) while hitting 54.1% of his field goals (No 4 in the ACC) ... Includes 7 double-doubles vs. Boston College (17 points/15 rebounds), California (26/13), Stanford (15/16), 2/4 at Clemson (18/13), Louisville (12/11), 1/14 vs. Clemson (14/12) and North Carolina (19/12)

• Over Tech's last 10 games, has averaged 14.4 points (9 double-digit games) and 11.3 rebounds (7 double-digit games) ... Has shot 52.2% percent from the floor, while recording 16 assists, team-high 12 blocked shots and a team-high 16 steals

• Scored in double digits 21 times this season

• Has 9 double-doubles altogether this season (15 in his career), including North Florida (20 pts/10 reb) and Texas Southern (19/11) ... Missed 3 others by a single rebound

• Foul trouble at times this season has limited him to 29.2 minutes per game (32.2 in ACC games) ... Has fouled out of 5 games (plus 1 DQ for a flagrant 2 foul), finished 7 others with 4 fouls, but has committed just 13 fouls in Tech's last 5 games

• Made the ACC's All-Freshman team in 2024, first Jacket to do so since Josh Okogie in 2017 ... Finalist for the Kyle Macy Award (top freshman in Division I)

• Played and started final 29 games in 2023-24 after missing the first three and most of the pre-season with a hand injury

• Tech's top rebounder at 8.2 per game and No. 2 scorer at 12.4 points per game ... Ranked No. 7 in the ACC in rebound average, No. 6 in offensive rebounds (2.55 per game), No. 2 in field goal percentage (55.8) and No. 12 in blocked shots (1.10 per game)

• Finished No. 3 among freshmen nationally in rebound average and No. 2 in field goal percentage

• Was one of two freshmen in the nation (JT Toppin of New Mexico was the other) to average at least 12.4 points, 8.2 rebounds, 1.1 blocks and hit 55 percent from the floor

• Only Chris Bosh and Derrick Favors exceeded Ndongo's numbers in those categories as freshmen at Tech

• Averaged 12.6 points and 7.7 rebounds in ACC games and hit 55.4 percent from the floor

• Named ACC Rookie of the Week three times ... Made the all-tournament team at the Diamond Head Classic (18.0 ppg, 9.3 rpg, 23-26 FG, 8-9 FT)

• Has a 7-foot, 2-inch wingspan ... Grew up in a soccer family, but an older sister persuaded him to try basketball at age 14



GAME-BY-GAME STATISTICS

#11 NDONGO, Baye

Opponent	Date	GS	MIN	Total		3-Pointers		Free throws		Rebounds				PF	A	TO	BLK	STL	PTS	AVG	
				FG-FGA	PCT	3FG-3FGA	PCT	FT-FTA	PCT	OFF	DEF	TOT	AVG								
West Ga.	11/06/2024	*	23:32	3-5	.600	0-0	.000	4-6	.667	1	6	7	7.0	2	4	2	3	0	10	10.0	
North Florida	11/10/2024	*	28:50	9-18	.500	1-1	1.000	1-3	.333	3	7	10	8.5	4	3	1	0	1	20	15.0	
Texas Southern	11/12/2024	*	32:51	5-10	.500	1-1	1.000	8-10	.800	4	7	11	9.3	4	1	2	0	1	19	16.3	
Georgia	11/15/2024	*	36:27	4-11	.364	0-0	.000	6-6	1.000	0	4	4	8.0	3	0	1	1	1	14	15.8	
Cincinnati	11/23/2024	*	24:03	2-4	.500	0-0	.000	1-4	.250	1	5	6	7.6	3	1	3	0	0	5	13.6	
Charleston So.	11/27/2024	*	18:47	8-10	.800	0-1	.000	1-3	.333	3	5	8	7.7	4	1	3	0	0	17	14.2	
Central Ark.	11/30/2024	*	28:08	5-9	.556	0-0	.000	3-4	.750	2	7	9	7.9	3	0	0	0	0	13	14.0	
at Oklahoma	12/03/2024	*	13:42	2-5	.400	0-0	.000	0-0	.000	0	4	4	7.4	5	0	2	0	0	4	12.8	
at North Carolina	12/07/2024	*	34:36	7-13	.538	0-1	.000	5-10	.500	3	9	12	7.9	2	1	1	1	0	19	13.4	
vs Northwestern	12/15/2024	*	18:51	2-4	.500	0-0	.000	0-2	.000	1	4	5	7.6	2	0	3	1	0	4	12.5	
UMBC	12/18/2024	*	29:25	7-15	.467	0-0	.000	3-5	.600	6	3	9	7.7	1	4	3	1	3	17	12.9	
Duke	12/21/2024	*	31:24	6-11	.545	1-2	.500	1-1	1.000	0	1	1	7.2	3	4	3	2	1	14	13.0	
Alabama A&M	12/28/2024	*	18:49	4-5	.800	0-0	.000	2-4	.500	2	4	6	7.1	4	4	6	1	3	10	12.8	
Notre Dame	12/31/2024	*	20:19	4-4	1.000	0-0	.000	2-4	.500	2	4	6	7.0	5	1	3	1	0	10	12.6	
Boston College	01/04/2025	*	20:55	6-9	.667	0-0	.000	2-3	.667	2	2	4	6.8	4	1	3	1	0	14	12.7	
at Syracuse	01/07/2025	*	28:14	3-9	.333	0-1	.000	0-1	.000	2	6	8	6.9	2	0	2	0	3	6	12.3	
at SMU	01/11/2025	*	22:42	1-3	.333	0-0	.000	4-5	.800	1	6	7	6.9	2	1	3	0	0	6	11.9	
Clemson	01/14/2025	*	37:49	5-11	.455	1-2	.500	3-5	.600	4	8	12	7.2	3	1	2	1	3	14	12.0	
at Florida St.	01/18/2025	*	26:13	1-3	.333	0-0	.000	1-1	1.000	2	10	12	7.4	5	1	2	0	0	3	11.5	
Virginia Tech	01/22/2025	*	38:21	6-8	.750	0-0	.000	2-5	.400	2	7	9	7.5	3	4	3	1	5	14	11.7	
at Notre Dame	01/28/2025	*	30:09	3-12	.250	0-1	.000	4-5	.800	1	6	7	7.5	5	1	1	0	1	10	11.6	
Louisville	02/01/2025	*	31:40	6-9	.667	0-1	.000	0-2	.000	4	7	11	7.6	5	1	3	1	1	12	11.6	
at Clemson	02/04/2025	*	52:23	6-11	.545	0-0	.000	6-10	.600	6	7	13	7.9	4	0	1	2	3	18	11.9	
at Virginia	02/08/2025	*	33:24	7-13	.538	0-0	.000	1-1	1.000	2	3	5	7.8	1	2	3	1	1	15	12.0	
Stanford	02/12/2025	*	35:12	6-16	.375	0-2	.000	3-3	1.000	7	9	16	8.1	4	1	6	3	1	15	12.1	
California	02/15/2025	*	38:57	11-14	.786	1-1	1.000	3-6	.500	8	5	13	8.3	1	1	3	1	1	26	12.7	
at Boston College	02/22/2025	*	32:34	7-11	.636	1-1	1.000	2-2	1.000	3	12	15	8.5	3	4	2	2	0	17	12.8	
Totals			27	788:17	136-253	.538	6-15	.400	68-111	.613	72	158	230	8.5	87	42	67	24	29	346	12.8

Player Averages

Games Played	Minutes/game	Points/game	FG Pct	3FG Pct	FT Pct	Rebounds/game	Assists/game	Turnovers/game	Assist/Turnover ratio	Steals/game	Blocks/game
27	29.2	12.8	53.8	40.0	61.3	8.5	1.6	2.5	0.6	1.1	0.9

CAREER STATS AND GAME HIGHS

NDONGO, Baye

SEASON	TEAM	GP-GS	MIN/AVG	Field Goals		3-Point		F-Throws		Rebounds				PF-FO	A	TO	BLK	STL	Scoring	
				FG-FGA	FG%	3FG-3FGA	3FG%	FT-FTA	FT%	OFF	DEF	TOT	AVG						PTS	AVG
2023-24	GaTech	29-29	805/27.8	148-265	.558	4-12	.333	59-88	.670	74	164	238	8.2	81-5	28	74	32	22	359	12.4
2024-25	GaTech	27-27	788/29.2	136-253	.538	6-15	.400	68-111	.613	72	158	230	8.5	87-5	42	67	24	29	346	12.8
TOTAL		56-56	1593/28.5	284-518	.548	10-27	.370	127-199	.638	146	322	468	8.4	168-10	70	141	56	51	705	12.6

Single Game Highs

Statistic	Value
Points	26 vs California 02/15/25
Rebounds	19 vs Penn St. 12/16/23
Assists	4 6 times
Steals	5 vs Virginia Tech 01/22/25
Blocks	4 vs Duke 12/02/23
FG Made	11 vs California 02/15/25
FG Attempts	18 vs North Florida 11/10/24
3FG Made	1 10 times
3FG Attempts	2 5 times
FT Made	8 vs Texas Southern 11/12/24
FT Attempts	10 at North Carolina 12/07/24, at Clemson 02/04/25, vs Texas Southern 11/12/24

BIO UPDATES

LUKE O'BRIEN

9

Forward • 6-8 • 225 • 5th-year Senior • Littleton, Colo. • Columbine HS / Colorado

• Transfer from Colorado who played four seasons and was a key rotation player the last three for the Buffaloes ... Steadily improved and saw more playing time with each season

• Started Tech's first 2 games, getting 8 points and 10 rebounds against West Georgia, 15 points and eight boards against North Florida

• Missed the Texas Southern game with an ankle injury, and the last 16 games with a foot injury (last played 12/18 vs. UMBC) ... Has played in only 1 ACC game

• Started 4 games after Kowacie Reeves, Jr., was sidelined with a foot injury before sustaining his own injury ... Best game was 7 points (3-3 FG, 1-1- 3pt FG) with 4 rebounds at Oklahoma

• Averaged 21.1 minutes in games he has played ... Has hit 47.1% of his shots from the floor for the season, No. 3 on the team, 9-of-28 on threes ... Good on a team-high 65.2% of his shots from inside the 3-point arc

• Played in 111 games and made 29 career starts at Colorado, 19 of those last season ... Averaged 4.8 points and 3.7 rebounds for this career, hitting 44 percent of his shots from the floor and 35 percent from three-point range

• Helped Colorado reach the NCAA Tournament twice in his time as a Buffalo

• Helped lead Colorado to the NCAA Tournament, the championship game of the Pac-12 Tournament and a program-record 26 victories in 2023-24

• Averaged a career-best 6.7 points and 3.8 rebounds per game in 2023-24 ... Played 35 games, starting 19, and averaged 23.6 minutes

• Connected on 45.6 percent of his shots from the floor, 37.6 percent from three-point range and 65.8 percent from the foul line

• Scored in double digits 10 times, two of those against Pac-12 teams and one in Colorado's second-round NCAA Tournament win over Florida, when he went 5-for-5 from the floor and scored 12 points



GAME-BY-GAME STATISTICS

#9 O'BRIEN, Luke

Opponent	Date	GS	MIN	Total		3-Pointers		Free throws		Rebounds				PF				PTS	AVG	
				FG-FGA	PCT	3FG-3FGA	PCT	FT-FTA	PCT	OFF	DEF	TOT	AVG	A	TO	BLK	STL			
West Ga.	11/06/2024	*	21:46	4-9	.444	0-4	.000	0-1	.000	1	9	10	10.0	1	1	2	0	0	8	8.0
North Florida	11/10/2024	*	27:35	6-10	.600	1-3	.333	2-2	1.000	3	5	8	9.0	3	1	1	0	0	15	11.5
Georgia	11/15/2024		23:24	2-4	.500	2-3	.667	0-0	.000	3	3	6	8.0	5	0	1	1	0	6	9.7
Cincinnati	11/23/2024		22:43	2-5	.400	0-1	.000	0-0	.000	2	3	5	7.3	2	0	0	1	0	4	8.3
Charleston So.	11/27/2024		18:13	1-3	.333	1-2	.500	0-0	.000	0	3	3	6.4	1	1	1	0	1	3	7.2
Central Ark.	11/30/2024	*	17:05	3-7	.429	2-6	.333	0-0	.000	1	1	2	5.7	3	1	0	0	0	8	7.3
at Oklahoma	12/03/2024	*	26:28	3-3	1.000	1-1	1.000	0-0	.000	0	4	4	5.4	2	1	1	0	1	7	7.3
at North Carolina	12/07/2024	*	13:28	0-2	.000	0-2	.000	0-0	.000	0	0	0	4.8	3	0	1	0	0	0	6.4
vs Northwestern	12/15/2024	*	22:00	1-6	.167	0-4	.000	4-4	1.000	1	1	2	4.4	1	0	1	0	0	6	6.3
UMBC	12/18/2024		18:45	2-2	1.000	2-2	1.000	1-2	.500	1	3	4	4.4	2	1	0	0	0	7	6.4
Totals		6	211:27	24-51	.471	9-28	.321	7-9	.778	12	32	44	4.4	23	6	8	2	2	64	6.4

Player Averages

Games Played	Minutes/game	Points/game	FG Pct	3FG Pct	FT Pct	Rebounds/game	Assists/game	Turnovers/game	Assist/Turnover ratio	Steals/game	Blocks/game
10	21.1	6.4	47.1	32.1	77.8	4.4	0.6	0.8	0.8	0.2	0.2

CAREER STATS AND GAME HIGHS

O'BRIEN, Luke

				Field Goals		3-Point		F-Throws		Rebounds				Scoring						
SEASON	TEAM	GP-GS	MIN/AVG	FG-FGA	FG%	3FG-3FGA	3FG%	FT-FTA	FT%	OFF	DEF	TOT	AVG	PF-FO	A	TO	BLK	STL	PTS	AVG
2020-21	CU	10-0	46/4.6	6-14	.429	2-7	.286	1-4	.250	3	4	7	0.7	4-0	2	0	0	1	15	1.5
2021-22	CU	33-0	466/14.1	33-75	.440	12-26	.462	9-17	.529	30	61	91	2.8	45-0	25	19	3	13	87	2.6
2022-23	CU	33-10	750/22.7	76-179	.425	23-79	.291	28-40	.700	56	129	185	5.6	72-1	34	28	16	22	203	6.2
2023-24	CU	35-19	827/23.6	88-193	.456	32-85	.376	25-38	.658	37	96	133	3.8	76-2	44	24	14	25	233	6.7
2024-25	GaTech	10-6	211/21.1	24-51	.471	9-28	.321	7-9	.778	12	32	44	4.4	23-1	6	8	2	2	64	6.4
TOTAL FOR GaTech		10-6	211/21.1	24-51	.471	9-28	.321	7-9	.778	12	32	44	4.4	23-1	6	8	2	2	64	6.4
TOTAL		121-35	2301/19.0	227-512	.443	78-225	.347	70-108	.648	138	322	460	3.8	220-4	111	79	35	63	602	5.0

Single Game Highs

Statistic	Value
Points	18 vs Utah Tech 12/21/23
Rebounds	14 vs Seton Hall 03/14/23
Assists	4 6 times
Steals	4 vs Maine 11/15/21
Blocks	3 vs Utah Valley 03/19/23
FG Made	8 vs Utah Tech 12/21/23
FG Attempts	14 vs Northern Colo. 12/15/23
3FG Made	4 vs Northern Colo. 12/15/23
3FG Attempts	8 vs Northern Colo. 12/15/23
FT Made	4 vs California 02/02/23, vs Northwestern 12/15/24
FT Attempts	6 vs UCLA 02/26/23

BIO UPDATES

DORYAN ONWUCHEKWA

45

Forward/Center • 6-11 • 240 • Freshman • Dallas, Texas • Faith Family Academy of Oak Cliff

- Name pronounced "DOR-ee-un ON-woo-CHECK-wuh" ... Teammates call him "D.O."
- Played in 10 games, starting 8 in the post ... Averaged 18.2 minutes per game, high of 27:03 vs. Texas Southern
- Has not played since Dec. 15 for personal reasons
- Averaged 3.5 ppg and 5.1 rpg in his 8 starts (3.5 ppg, 4.9 rpg for the season)
- Set season highs of seven points and 11 boards vs. Georgia
- Turned the ball over just 4 times all season, and has the team's best turnover rate (ranks No. 142 nationally) ... 2nd on the team with 6 blocked shots
- Three-star center prospect who attended the Faith Family Academy of Oak Cliff in Dallas, Texas
- Ranked No. 112 nationally by 247Sports Composite, No. 19 at his position and No. 7 overall in the state of Texas
- Helped Faith Family Academy at Oak Cliff to a 118-24 record over four years under head coach Brandon Thomas, and a perfect 34-0 mark in district play
- The Eagles won University Interscholastic League 4A state titles in 2022, 2023 and 2024, and lost in the state semifinals his freshman year
- Earned all-state honors by the Texas Association of Basketball Coaches, and was named to the all-Dallas metro team (2nd-team in 2023, 1st-team in 2024) by the Dallas Morning News ... Selected to the 4A Boys all-tournament team in 2023 and 2024
- Was a McDonald's All-American game nominee
- In the final two games of Faith Family Academy's 2023 title run, he scored 34 points and had 28 rebounds, seven assists and five blocks



GAME-BY-GAME STATISTICS

#45 ONWUCHEKWA, Doryan

Opponent	Date	GS	MIN	Total		3-Pointers		Free throws		Rebounds				PF	A	TO	BLK	STL	PTS	AVG	
				FG-FGA	PCT	3FG-3FGA	PCT	FT-FTA	PCT	OFF	DEF	TOT	AVG								
West Ga.	11/06/2024		11:01	2-5	.400	0-2	.000	0-0	.000	3	4	7	7.0	3	0	0	0	0	4	4.0	
North Florida	11/10/2024		06:30	2-5	.400	0-0	.000	0-0	.000	1	0	1	4.0	0	0	0	0	0	4	4.0	
Texas Southern	11/12/2024	*	27:03	0-2	.000	0-2	.000	0-3	.000	2	7	9	5.7	4	1	0	2	0	0	2.7	
Georgia	11/15/2024	*	24:54	3-5	.600	1-2	.500	0-3	.000	4	7	11	7.0	3	2	0	1	7	3.8		
Cincinnati	11/23/2024	*	20:34	3-7	.429	0-2	.000	0-0	.000	2	2	4	6.4	5	1	0	0	1	6	4.2	
Charleston So.	11/27/2024	*	21:27	2-8	.250	1-3	.333	1-2	.500	1	1	2	5.7	5	2	0	0	0	6	4.5	
Central Ark.	11/30/2024	*	19:20	2-4	.500	0-1	.000	0-0	.000	2	4	6	5.7	1	1	1	0	0	4	4.4	
at Oklahoma	12/03/2024	*	24:21	0-3	.000	0-3	.000	1-2	.500	2	3	5	5.6	4	0	1	3	2	1	4.0	
at North Carolina	12/07/2024	*	18:43	1-5	.200	1-2	.500	0-0	.000	1	3	4	5.4	4	1	0	1	0	3	3.9	
vs Northwestern	12/15/2024	*	07:53	0-1	.000	0-1	.000	0-0	.000	0	0	0	4.9	3	0	0	0	0	0	3.5	
Totals			8	181:46	15-45	.333	3-18	.167	2-10	.200	18	31	49	4.9	32	8	4	6	4	35	3.5

Player Averages

Games Played	Minutes/game	Points/game	FG Pct	3FG Pct	FT Pct	Rebounds/game	Assists/game	Turnovers/game	Assist/Turnover ratio	Steals/game	Blocks/game
10	18.2	3.5	33.3	16.7	20.0	4.9	0.8	0.4	2.0	0.4	0.6

CAREER STATS AND GAME HIGHS

ONWUCHEKWA, Doryan

SEASON	TEAM	GP-GS	MIN/AVG	Field Goals		3-Point		F-Throws		Rebounds				Scoring						
				FG-FGA	FG%	3FG-3FGA	3FG%	FT-FTA	FT%	OFF	DEF	TOT	AVG	PF-FO	A	TO	BLK	STL	PTS	AVG
2024-25	GaTech	10-8	182/18.2	15-45	.333	3-18	.167	2-10	.200	18	31	49	4.9	32-2	8	4	6	4	35	3.5
TOTAL		10-8	182/18.2	15-45	.333	3-18	.167	2-10	.200	18	31	49	4.9	32-2	8	4	6	4	35	3.5

Single Game Highs

Statistic	Value
Points	7 vs Georgia 11/15/24
Rebounds	11 vs Georgia 11/15/24
Assists	2 vs Georgia 11/15/24, vs Charleston So. 11/27/24
Steals	2 at Oklahoma 12/03/24
Blocks	3 at Oklahoma 12/03/24
FG Made	3 vs Georgia 11/15/24, vs Cincinnati 11/23/24
FG Attempts	8 vs Charleston So. 11/27/24
3FG Made	1 vs Georgia 11/15/24, vs Charleston So. 11/27/24, at North Carolina 12/07/24
3FG Attempts	3 vs Charleston So. 11/27/24, at Oklahoma 12/03/24
FT Made	1 vs Charleston So. 11/27/24, at Oklahoma 12/03/24
FT Attempts	3 vs Texas Southern 11/12/24, vs Georgia 11/15/24

BIO UPDATES


DUNCAN POWELL

31

Forward • 6-8 • 235 • Redshirt Junior • Conover, N.C. • DeSoto (Tex.) HS / North Carolina A&T / Sacramento State

• Former top-100 high school prospect who transferred to Tech from Sacramento State ... Known as the "Shag Man" for his unusual haircut

• Steady performer off the bench early in the season, but has become a key staple of Tech's rotation in ACC play since the holiday break ... Started Tech's last 4 games



• Reached double figures in 11 of Tech's last 14 games dating back to his 21-point performance vs. Notre Dame on Dec. 31 ... Had just three double-digit scoring games among his first 12 this season

• Scored double digits in 8 straight games, and 20 or more in 2, before being held to 3 at Boston College (1-11 FG, 0-6 3pt FG)

• Averaged 17.3 points and 5.3 rebounds over those 8 games ... Hit 46.8% (44-of-94) from the floor, 40% (18-of-45) from three-point range and 74.4% (32-of-43) from the foul line

• In all games this season: averaging 10.7 points, 5.3 rebounds (2nd on the team) ... Connecting on 42.7% of his field goals, 34.4% of his 3-point attempts, 67.4% of his free throws

• In ACC games: averaging 13.3 ppg (3rd on team), 5.1 rpg (2nd on team), and hit 35.9% of his 3-point tries

• Had his best game of the season vs. Virginia Tech (career-high 23 points, 7-11 FG, 3-4 3pt FG, 6-9 FT, 6 rebounds) ... Scored 19 points with 8 boards 2/4 at Clemson, including key putback of his own miss to tie the game at end of regulation

• Scored 20 (11-12 FT) with 6 boards at FSU and 21 points (then a career-high) vs. Notre Dame (3-8 3pt FG)

• Has a pair of double-doubles with 13 with 11 rebounds at SMU, and 11 points with 12 boards at Oklahoma

• Has 14 games with double-digit points this season, all vs. Power 4 teams (12 vs. ACC teams)

• Had two years of Division I collegiate experience before this season, having spent two years (red-shirted one year) at North Carolina A&T

• Played in 29 games, including 23 starts last season at Sac State ... Missed the final five games of the season with injury

• Was the Hornets' leading scorer (12.1 ppg) and rebounder (7.0 rpg) ... The rebounds ranked sixth in the Big Sky Conference

• Also averaged 26.5 minutes while shooting 49 percent from the field and 69 percent from the free throw line ... Averaged 3.8 trips to the free throw line per game

• Scored in double figures 21 times, pulled 10-plus rebounds six times, and had 5 double-doubles

• Played in 30 games for North Carolina A&T in 2022-23, including four starts ... Named to the CAA all-Rookie team ... Averaged 8.0 points, 5.7 rebounds, 0.7 steals, 0.7 blocked shots and 22.5 minutes per game

• Born in Conover, N.C., but went to high school at DeSoto High School in DeSoto, Texas ... Sidelined his senior year of HS and freshman year at NC A&T due to injury

• Ranked No. 84 overall in the 2021 class according to ESPN

GAME-BY-GAME STATISTICS

#31 POWELL, Duncan

Opponent	Date	GS	MIN	Total		3-Pointers		Free throws		Rebounds		PF	A	TO	BLK	STL	PTS	AVG			
				FG-FGA	PCT	3FG-3FGA	PCT	FT-FTA	PCT	OFF	DEF								TOT	AVG	
West Ga.	11/06/2024		16:07	3-5	.600	1-3	.333	2-2	1.000	1	0	1	1.0	3	0	0	0	9	9.0		
North Florida	11/10/2024		12:26	2-10	.200	0-2	.000	0-3	.000	5	1	6	3.5	1	1	1	0	4	6.5		
Texas Southern	11/12/2024		09:13	1-3	.333	0-2	.000	2-2	1.000	0	2	2	3.0	1	0	0	0	4	5.7		
Cincinnati	11/23/2024		22:39	3-6	.500	0-1	.000	4-5	.800	1	2	3	3.0	1	0	0	0	10	6.8		
Charleston So.	11/27/2024		25:14	2-6	.333	0-3	.000	3-4	.750	2	6	8	4.0	1	1	1	0	7	6.8		
Central Ark.	11/30/2024		23:24	1-3	.333	1-2	.500	0-2	.000	2	7	9	4.8	0	2	2	0	1	3	6.2	
at Oklahoma	12/03/2024		30:45	4-9	.444	0-2	.000	3-4	.750	3	9	12	5.9	2	1	0	1	11	6.9		
at North Carolina	12/07/2024		21:03	1-4	.250	0-2	.000	1-2	.500	1	1	2	5.4	2	0	1	1	2	3	6.4	
vs Northwestern	12/15/2024		12:22	2-2	1.000	2-2	1.000	0-0	.000	0	5	5	5.3	0	2	2	0	6	6.3		
UMBC	12/18/2024		12:28	2-2	1.000	0-0	.000	0-1	.000	1	3	4	5.2	0	0	1	1	0	4	6.1	
Duke	12/21/2024		24:10	3-10	.300	1-3	.333	6-7	.857	2	3	5	5.2	0	0	0	0	2	13	6.7	
Alabama A&M	12/28/2024		23:29	2-2	1.000	1-1	1.000	1-2	.500	0	7	7	5.3	2	2	1	2	0	6	6.7	
Notre Dame	12/31/2024		27:07	6-13	.462	3-8	.375	6-8	.750	1	2	3	5.2	3	2	1	1	0	21	7.8	
Boston College	01/04/2025		24:46	4-5	.800	3-4	.750	0-0	.000	1	4	5	5.1	1	0	0	0	0	11	8.0	
at Syracuse	01/07/2025		20:10	1-4	.250	0-1	.000	0-2	.000	3	2	5	5.1	3	0	2	0	0	2	7.6	
at SMU	01/11/2025		33:27	5-10	.500	2-4	.500	1-4	.250	3	8	11	5.5	0	1	1	1	2	13	7.9	
Clemson	01/14/2025	*	34:33	3-12	.250	1-5	.200	2-2	1.000	2	5	7	5.6	5	0	1	0	0	9	8.0	
at Florida St.	01/18/2025		32:42	4-10	.400	1-5	.200	11-12	.917	3	3	6	5.6	4	2	2	0	1	20	8.7	
Virginia Tech	01/22/2025	*	40:00	7-11	.636	3-4	.750	6-9	.667	3	3	6	5.6	0	1	0	0	2	23	9.4	
at Notre Dame	01/28/2025		34:07	6-11	.545	3-7	.429	3-4	.750	1	2	3	5.5	1	0	5	1	1	18	9.9	
Louisville	02/01/2025		33:05	3-10	.300	1-5	.200	4-5	.800	0	3	3	5.4	3	2	0	0	2	11	9.9	
at Clemson	02/04/2025		48:39	8-19	.421	2-7	.286	1-5	.200	3	5	8	5.5	4	0	1	0	1	19	10.3	
at Virginia	02/08/2025	*	37:23	7-12	.583	3-6	.500	1-2	.500	1	2	3	5.4	1	1	1	1	2	18	10.7	
Stanford	02/12/2025	*	40:00	2-10	.200	2-7	.286	4-4	1.000	1	6	7	5.5	2	1	2	0	0	10	10.6	
California	02/15/2025	*	42:17	7-11	.636	3-4	.750	2-2	1.000	2	4	6	5.5	3	0	3	0	1	19	11.0	
at Boston College	02/22/2025	*	33:28	1-11	.091	0-6	.000	1-2	.500	0	2	2	5.3	1	1	0	1	0	3	10.7	
Totals			6	715:04	90-211	.427	33-96	.344	64-95	.674	42	97	139	5.3	44	20	28	11	19	277	10.7

Player Averages

Games Played	Minutes/game	Points/game	FG Pct	3FG Pct	FT Pct	Rebounds/game	Assists/game	Turnovers/game	Assist/Turnover ratio	Steals/game	Blocks/game
26	27.5	10.7	42.7	34.4	67.4	5.3	0.8	1.1	0.7	0.7	0.4

CAREER STATS AND GAME HIGHS

POWELL, Duncan

			Field Goals				3-Point		F-Throws		Rebounds			Scoring							
SEASON	TEAM	GP-GS	MIN	AVG	FG-FGA	FG%	3FG-3FGA	3FG%	FT-FTA	FT%	OFF	DEF	TOT	AVG	PF-FO	A	TO	BLK	STL	PTS	AVG
2021-22	NCA&T	1-0		0/0.0	0-0	.000	0-0	.000	0-0	.000	0	0	0	0.0	1-0	0	0	0	0	0	0.0
2022-23	NCA&T	30-4	675/22.5		84-199	.422	11-49	.224	60-96	.625	46	126	172	5.7	50-0	23	35	20	21	239	8.0
2023-24	SacSt	29-23	768/26.5		130-264	.492	14-49	.286	76-111	.685	81	122	203	7.0	56-0	58	50	10	14	350	12.1
2024-25	GaTech	26-6	715/27.5		90-211	.427	33-96	.344	64-95	.674	42	97	139	5.3	44-1	20	28	11	19	277	10.7
TOTAL FOR GaTech		26-6	715/27.5		90-211	.427	33-96	.344	64-95	.674	42	97	139	5.3	44-1	20	28	11	19	277	10.7
TOTAL		86-33	2157/25.1		304-674	.451	58-194	.299	200-302	.662	169	345	514	6.0	151-1	101	113	41	54	866	10.1

Single Game Highs

Statistic	Value
Points	23 vs Virginia Tech 01/22/25
Rebounds	15 vs Hampton 02/25/23, vs Bethesda (CA) 12/21/23
Assists	10 vs Bethesda (CA) 12/21/23
Steals	3 vs Greensboro 11/26/22, vs UNCW 01/07/23
Blocks	2 6 times
FG Made	9 vs Northern Colo. 02/17/24
FG Attempts	23 at Towson 02/18/23
3FG Made	3 7 times
3FG Attempts	8 vs Notre Dame 12/31/24
FT Made	11 at Florida St. 01/18/25
FT Attempts	12 at Florida St. 01/18/25

BIO UPDATES

KOWACIE REEVES, JR.

Guard • 6-7 • 205 • Senior • Macon, Ga. • Westside HS / Florida

• First name pronounced "ko-WAY-see" ... Teammates and coaches call him "WAY-see"

• Published his first book in June of 2024, a self-help book entitled "I Am Not Your Doctrine," and a second one entitled "Nautre's Renaissance" at the end of January ... Set to graduate this May



• Steady player on both ends of the floor who started all 38 games as a Yellow Jacket after transferring from Florida, including the first six this season, until suffering a foot injury ... Has missed the last 21 games (last played 11/27 vs. Charleston Southern)

• Averaged 9.3 points, 6th on the team, with just 3 turnovers in the 6 games he has played

• Reached double-digits in Tech's first three games this season, averaging 15.7 points per game (No. 2 on Tech's scoring chart), before going just 4-for-15 for 9 points total in Tech's last 3 games

• Reliable three-point shooter who led the Jackets last season, and had hit 28.1 percent prior to his injury

• Blocked team-high seven shots and averaged 2.5 rebounds per game

• In 2023-24, was No. 3 in Tech's scoring column at 9.8 points per game, hitting double digits in 13 games

• Established career highs for himself in every statistical category except free throws made and attempted

• Connected on 41.7 percent of his shots from the floor, No. 2 on the team in three-point rate (38.3 pct.) and No. 2 in free throw percentage (84.0 pct.)

• No. 3 on the team blocked shots (16) and fourth in steals (16)

• Averaged 9.2 points and 3.7 rebounds in ACC games, while connecting on 40.7 percent from the floor and team-high 41.3 percent on threes

• Has 126 three-point field goals in his college career, including 60 in 38 games at Tech (68 in his first two full seasons in college)

• Tallied 14 points (5-7 FG, 4-5 3pt FG) with four rebounds in his ACC debut vs. Duke ... Scored 15 with five boards vs. Penn State ... Had 18 points with six boards at Florida State ... Had 15 points on five three-pointers at Clemson

• Former four- and five-star-rated recruit from Georgia who played two seasons at Florida before transferring to Georgia Tech ... Helped lead Florida to appearances in the NIT both of his seasons in Gainesville ... Averaged 7.1 points and 2.1 rebounds in 60 games (17 starts), averaging 17.5 minutes per game

GAME-BY-GAME STATISTICS

#14 REEVES JR., Kowacie

Opponent	Date	GS	MIN	Total		3-Pointers		Free throws		Rebounds				PF	A	TO	BLK	STL	PTS	AVG
				FG-FGA	PCT	3FG-3FGA	PCT	FT-FTA	PCT	OFF	DEF	TOT	AVG							
West Ga.	11/06/2024	*	25:28	6-13	.462	1-5	.200	2-2	1.000	1	3	4	4.0	1	0	0	3	1	15	15.0
North Florida	11/10/2024	*	30:49	6-12	.500	4-9	.444	1-2	.500	1	0	1	2.5	4	3	0	2	1	17	16.0
Texas Southern	11/12/2024	*	32:30	6-17	.353	3-11	.273	0-0	.000	2	5	7	4.0	2	3	2	2	1	15	15.7
Georgia	11/15/2024	*	19:27	1-6	.167	0-2	.000	0-0	.000	0	0	0	3.0	2	0	0	0	0	2	12.3
Cincinnati	11/23/2024	*	21:08	1-6	.167	1-4	.250	0-1	.000	0	1	1	2.6	2	0	1	0	1	3	10.4
Charleston So.	11/27/2024	*	13:49	2-3	.667	0-1	.000	0-0	.000	2	0	2	2.5	1	0	0	0	0	4	9.3
Totals		6	143:11	22-57	.386	9-32	.281	3-5	.600	6	9	15	2.5	12	6	3	7	4	56	9.3

Player Averages

Games Played	Minutes/game	Points/game	FG Pct	3FG Pct	FT Pct	Rebounds/game	Assists/game	Turnovers/game	Assist/Turnover ratio	Steals/game	Blocks/game
6	23.9	9.3	38.6	28.1	60.0	2.5	1.0	0.5	2.0	0.7	1.2

CAREER STATS AND GAME HIGHS

REEVES JR., Kowacie

SEASON	TEAM	GP-GS	MIN/AVG	Field Goals		3-Point		F-Throws		Rebounds				Scoring						
				FG-FGA	FG%	3FG-3FGA	3FG%	FT-FTA	FT%	OFF	DEF	TOT	AVG	PF-FO	A	TO	BLK	STL	PTS	AVG
2021-22	UF	29-10	451/15.6	50-132	.379	32-96	.333	27-36	.750	14	28	42	1.4	25-0	11	18	4	14	159	5.5
2022-23	UF	31-7	599/19.3	93-247	.377	34-130	.262	44-62	.710	12	70	82	2.6	42-1	17	34	6	17	264	8.5
2023-24	GaTech	32-32	922/28.8	110-264	.417	51-133	.383	42-50	.840	33	93	126	3.9	41-0	28	37	16	16	313	9.8
2024-25	GaTech	6-6	143/23.9	22-57	.386	9-32	.281	3-5	.600	6	9	15	2.5	12-0	6	3	7	4	56	9.3
TOTAL FOR GaTech		38-38	1065/28.0	132-321	.411	60-165	.364	45-55	.818	39	102	141	3.7	53-0	34	40	23	20	369	9.7
TOTAL		98-55	2116/21.6	275-700	.393	126-391	.322	116-153	.758	65	200	265	2.7	120-1	62	92	33	51	792	8.1

Single Game Highs

Statistic	Value
Points	21 vs Texas A&M 03/10/22
Rebounds	10 vs Alabama A&M 12/09/23
Assists	3 6 times
Steals	3 at Xavier 03/20/22, vs Ga. Southern 11/06/23
Blocks	3 at Cincinnati 11/22/23, vs West Ga. 11/06/24
FG Made	8 vs Florida A&M 11/30/22
FG Attempts	17 vs Texas Southern 11/12/24
3FG Made	5 at Clemson 01/16/24
3FG Attempts	11 vs Texas Southern 11/12/24
FT Made	6 vs Texas A&M 03/10/22, vs Alabama A&M 12/09/23
FT Attempts	8 vs Texas A&M 03/10/22

BIO UPDATES

IBRAHIM SQUARE

30

Forward • 6-9 • 225 • Redshirt Freshman • Conakry, Guinea • Dream City Christian School (AZ)

- Name pronounced “EE-bruh-HEEM SWAR-ay (rhymes with soiree)”
- Energetic power forward prospect from Guinea who was recruited out of Canyon International Academy in Glendale, Ariz.
- Has become increasingly important and improved over the course of ACC play as injuries have decimated Tech’s rotation ... Gives the Jackets great activity around the basket at both ends of the floor
- Played in 24 games, starting the last 10 ... Averaged 27.1 minutes, averaging 3.8 points with 5.0 rebounds and 6 blocked shots in his starts
- Had season highs of 9 points and 12 rebounds in 42:30 in Tech’s 3-OT win at Clemson
- Played a key role in Tech’s win over Stanford, defending 7-footer Maxime Raynaud and holding the ACC Player of the Year candidate to season lows of 8 points and 6 rebounds
- Averaging 22.7 minutes, 3.0 points and 4.1 rebounds in ACC play, and has connected on 62.9% of his field goals (mostly dunks and layups)
- Enrolled for fall semester in 2023-24 ... Took a red-shirt year and did not see action in 2023-24
- Measured 7-2 wingspan, 30-inch vertical leap ... Listed at 6-foot-7 for the FIBA 2022 U18 Championship, grown two inches since then
- Averaged 11.7 points, 7.7 rebounds and 1.7 assists for Guinea in the 2022 FIBA U18 African Championship in Madagascar ... Averaged 29.3 minutes over six games



GAME-BY-GAME STATISTICS

#30 SQUARE, Ibrahim

Opponent	Date	GS	MIN	Total		3-Pointers		Free throws		Rebounds											
				FG-FGA	PCT	3FG-3FGA	PCT	FT-FTA	PCT	OFF	DEF	TOT	AVG	PF	A	TO	BLK	STL	PTS	AVG	
West Ga.	11/06/2024		04:02	0-0	.000	0-0	.000	1-2	.500	0	3	3	3.0	0	0	0	0	0	1	1.0	
Texas Southern	11/12/2024		06:48	0-0	.000	0-0	.000	0-0	.000	3	2	5	4.0	4	0	2	0	0	0	0.5	
Georgia	11/15/2024		00:42	0-0	.000	0-0	.000	0-0	.000	0	0	0	2.7	2	0	0	0	0	0	0.3	
Cincinnati	11/23/2024		03:24	1-1	1.000	0-0	.000	1-4	.250	1	0	1	2.3	0	0	0	0	0	3	1.0	
Charleston So.	11/27/2024		17:01	2-4	.500	0-0	.000	2-4	.500	2	2	4	2.6	4	0	1	0	0	6	2.0	
Central Ark.	11/30/2024		13:37	0-1	.000	0-1	.000	0-0	.000	1	2	3	2.7	2	0	0	0	0	0	1.7	
at Oklahoma	12/03/2024		00:30	0-0	.000	0-0	.000	0-0	.000	0	0	0	2.3	0	0	0	0	0	0	1.4	
at North Carolina	12/07/2024		03:25	0-0	.000	0-0	.000	0-0	.000	0	0	0	2.0	0	0	0	0	0	0	1.3	
Duke	12/21/2024		13:55	2-2	1.000	0-0	.000	0-0	.000	0	4	4	2.2	2	0	1	1	1	4	1.6	
Alabama A&M	12/28/2024		18:60	4-5	.800	0-0	.000	0-0	.000	3	3	6	2.6	3	0	0	2	0	8	2.2	
Notre Dame	12/31/2024		13:44	1-2	.500	0-0	.000	0-0	.000	0	1	1	2.5	1	0	0	1	0	2	2.2	
Boston College	01/04/2025		23:13	1-2	.500	0-0	.000	0-4	.000	0	6	6	2.8	3	1	1	4	0	2	2.2	
at Syracuse	01/07/2025		16:42	0-1	.000	0-0	.000	0-0	.000	1	3	4	2.8	3	0	0	0	1	0	2.0	
at SMU	01/11/2025		15:43	1-1	1.000	0-0	.000	0-0	.000	0	0	0	2.6	4	1	1	0	0	2	2.0	
Clemson	01/14/2025	*	21:29	0-1	.000	0-0	.000	0-0	.000	2	4	6	2.9	4	0	0	1	0	0	1.9	
at Florida St.	01/18/2025	*	27:15	1-1	1.000	0-0	.000	0-2	.000	1	1	2	2.8	4	0	2	0	0	2	1.9	
Virginia Tech	01/22/2025	*	31:49	2-3	.667	0-0	.000	1-2	.500	1	4	5	2.9	1	1	1	1	0	5	2.1	
at Notre Dame	01/28/2025	*	24:17	2-4	.500	0-0	.000	0-0	.000	2	3	5	3.1	3	0	1	3	1	4	2.2	
Louisville	02/01/2025	*	24:30	2-2	1.000	0-0	.000	0-3	.000	1	4	5	3.2	3	1	0	0	0	4	2.3	
at Clemson	02/04/2025	*	42:30	3-4	.750	0-0	.000	3-6	.500	7	5	12	3.6	3	0	1	0	1	9	2.6	
at Virginia	02/08/2025	*	33:07	2-3	.667	0-0	.000	0-0	.000	0	2	2	3.5	4	0	0	0	0	1	4.7	
Stanford	02/12/2025	*	27:26	2-4	.500	0-0	.000	0-0	.000	1	3	4	3.5	3	1	1	0	1	4	2.7	
California	02/15/2025	*	21:12	1-2	.500	0-0	.000	0-2	.000	1	4	5	3.6	1	1	1	1	0	2	2.7	
at Boston College	02/22/2025	*	23:01	2-3	.667	0-0	.000	0-1	.000	1	3	4	3.6	1	0	0	0	0	4	2.8	
Totals			10	428:20	29-46	.630	0-1	.000	8-30	.267	28	59	87	3.6	55	6	13	14	6	66	2.8

Player Averages

Games Played	Minutes/game	Points/game	FG Pct	3FG Pct	FT Pct	Rebounds/game	Assists/game	Turnovers/game	Assist/Turnover ratio	Steals/game	Blocks/game
24	17.8	2.8	63.0	0.0	26.7	3.6	0.3	0.5	0.5	0.3	0.6

CAREER STATS AND GAME HIGHS

SQUARE, Ibrahim

SEASON	TEAM	GP-GS	MIN/AVG	Field Goals		3-Point		F-Throws		Rebounds				Scoring						
				FG-FGA	FG%	3FG-3FGA	3FG%	FT-FTA	FT%	OFF	DEF	TOT	AVG	PF-FO	A	TO	BLK	STL	PTS	AVG
2024-25	GaTech	24-10	428/17.8	29-46	.630	0-1	.000	8-30	.267	28	59	87	3.6	55-0	6	13	14	6	66	2.8
TOTAL		24-10	428/17.8	29-46	.630	0-1	.000	8-30	.267	28	59	87	3.6	55-0	6	13	14	6	66	2.8

Single Game Highs

Statistic	Value
Points	9 at Clemson 02/04/25
Rebounds	12 at Clemson 02/04/25
Assists	1 6 times
Steals	1 6 times
Blocks	4 vs Boston College 01/04/25
FG Made	4 vs Alabama A&M 12/28/24
FG Attempts	5 vs Alabama A&M 12/28/24
3FG Attempts	1 vs Central Ark. 11/30/24
FT Made	3 at Clemson 02/04/25
FT Attempts	6 at Clemson 02/04/25

BIO UPDATES

DARRION SUTTON

10

Forward • 6-8 • 205 • Freshman • St. Charles, Mo. • Overtime Elite (Atlanta)

• Four-star forward prospect from the St. Louis, Mo., area who spent his senior year at Overtime Elite in Atlanta after his game and his recruitment took off over the summer of 2023

• Left-handed shooter ... First name pronounced "DARE-ee-on"

• Limited court time this season, seeing action in just 7 of Tech's first 23 games (54 total minutes), until recently when injuries severely reduced Tech's rotation

• Has played 73 minutes in Tech's last 4 games ... Scored 4 points with 4 rebounds and 2 assists at Virginia, then got his first collegiate start vs. Stanford, and had 2 points (on FT with 30 seconds remaining), 4 rebounds, 1 assist and 1 block in 33:26

• Saw more court time in the 3 games around the holiday (UMBC, Duke, Alabama A&M), averaging around 12 minutes, scoring 8 points with 7 rebounds

• Played in the opener against West Georgia, then missed 8 games with an injury, returned to play 3 minutes vs. Northwestern

• Ranked No. 98 nationally in the 247Sports Composite rankings, No. 24 among small forwards and No. 11 overall in the state of Georgia

• Chose the Yellow Jackets over Michigan and Missouri

• Averaged 10.6 points, 8.2 rebounds and 3.5 assists over a 17-game schedule for Team RWE at Overtime Elite in 2023-24, hitting 58.4 percent of his shots from the floor

• Helped RWE advance to the championship series of the OTE playoff, averaging 3.7 points, 4.0 rebounds and 2.3 assists over seven games

• Played his junior year at Denver (Colo.) Accelerated Way ... Participated in the NBPA Top 100 Camp and Pangos All-American Camp in the summer of 2023



GAME-BY-GAME STATISTICS

#10 SUTTON, Darrion

Opponent	Date	GS	MIN	Total		3-Pointers		Free throws		Rebounds				PF		A	TO	BLK	STL	PTS	AVG
				FG-FGA	PCT	3FG-3FGA	PCT	FT-FTA	PCT	OFF	DEF	TOT	AVG								
West Ga.	11/06/2024		06:33	0-1	.000	0-1	.000	0-0	.000	0	0	0	0.0	2	0	1	0	0	0	0	0.0
vs Northwestern	12/15/2024		03:15	0-0	.000	0-0	.000	0-0	.000	0	0	0	0.0	0	0	0	0	0	0	0	0.0
UMBC	12/18/2024		11:20	1-1	1.000	0-0	.000	2-4	.500	1	2	3	1.0	1	0	0	1	0	4	1.3	
Duke	12/21/2024		11:52	0-1	.000	0-1	.000	1-2	.500	0	0	0	0.8	0	0	0	0	0	1	1.3	
Alabama A&M	12/28/2024		13:25	0-1	.000	0-0	.000	3-4	.750	0	4	4	1.4	0	1	0	1	2	3	1.6	
Virginia Tech	01/22/2025		04:12	0-2	.000	0-0	.000	0-0	.000	0	0	0	1.2	0	0	0	0	1	0	1.3	
at Clemson	02/04/2025		03:59	0-0	.000	0-0	.000	0-0	.000	0	0	0	1.0	3	0	0	0	0	0	1.1	
at Virginia	02/08/2025		22:56	2-6	.333	0-2	.000	0-0	.000	1	3	4	1.4	0	2	1	1	1	4	1.5	
Stanford	02/12/2025	*	33:36	0-2	.000	0-1	.000	2-2	1.000	1	3	4	1.7	2	1	1	1	0	2	1.6	
California	02/15/2025		13:20	0-0	.000	0-0	.000	0-0	.000	0	1	1	1.6	1	1	0	0	0	0	1.4	
at Boston College	02/22/2025		08:35	0-0	.000	0-0	.000	0-0	.000	0	1	1	1.5	3	0	1	0	0	0	1.3	
Totals		1	133:03	3-14	.214	0-5	.000	8-12	.667	3	14	17	1.5	12	5	4	4	4	14	1.3	

Player Averages

Games Played	Minutes/ game	Points/ game	FG Pct	3FG Pct	FT Pct	Rebounds/ game	Assists/ game	Turnovers/ game	Assist/Turnover ratio	Steals/ game	Blocks/ game
11	12.1	1.3	21.4	0.0	66.7	1.5	0.5	0.4	1.3	0.4	0.4

CAREER STATS AND GAME HIGHS

SUTTON, Darrion

SEASON	TEAM	GP-GS	MIN/AVG	Field Goals		3-Point		F-Throws		Rebounds				PF		A	TO	BLK	STL	Scoring	
				FG-FGA	FG%	3FG-3FGA	3FG%	FT-FTA	FT%	OFF	DEF	TOT	AVG	PF-FO	A					PTS	AVG
2024-25	GaTech	11-1	133/12.1	3-14	.214	0-5	.000	8-12	.667	3	14	17	1.5	12-0	5	4	4	4	4	14	1.3
TOTAL		11-1	133/12.1	3-14	.214	0-5	.000	8-12	.667	3	14	17	1.5	12-0	5	4	4	4	4	14	1.3

Single Game Highs

Statistic	Value
Points	4 vs UMBC 12/18/24, at Virginia 02/08/25
Rebounds	4 vs Alabama A&M 12/28/24, at Virginia 02/08/25, vs Stanford 02/12/25
Assists	2 at Virginia 02/08/25
Steals	2 vs Alabama A&M 12/28/24
Blocks	1 4 times
FG Made	2 at Virginia 02/08/25
FG Attempts	6 at Virginia 02/08/25
3FG Attempts	2 at Virginia 02/08/25
FT Made	3 vs Alabama A&M 12/28/24
FT Attempts	4 vs UMBC 12/18/24, vs Alabama A&M 12/28/24


BIO UPDATES

LANCE TERRY

0

Guard • 6-2 • 200 • Redshirt Senior • College Park, Ga. • The Heritage School / Gardner-Webb

• Experienced and versatile guard who returned from a red-shirt year in 2023-24 ... Recovered from a pre-season injury that forced him to miss the first eight games of last season, but elected to red-shirt and return to action in 2024-25



• Tech's top outside shooting threat who also attacks the basket with authority

• Missed 3 of Tech's last 10 games (Clemson/wrist, Virginia Tech/illness, Stanford/wrist), and also was limited with a wrist injury at Virginia

• Scored 23 points at FSU (1/18) and 23 vs. Louisville (2/1) ... Since Louisville, has scored in double digits just twice in 4 games, 12-of-47 from the floor, 4-of-22 from 3-point range.

• In all games this season: Remains Tech's scoring leader at a career-high 14.6 points per game while hitting 43.3% of his shots from the floor, 36.2% from 3-point range and 72.5% from the foul line ... Also tops the team in steals (29)

• In ACC games: Averaging 13.8 points, including a game-high 22 points in Tech's ACC opener at North Carolina, 23 at Florida State, 23 vs. Louisville and 20 vs. Boston College

• Prolific and accurate 3-point shooter who has made 5 threes in a game 3 times this season, and ranks among the ACC's top 10 in percentage, 3-pointers made per game (2.13), total 3-pointers made (51) and attempted (141)

• Scored 20 or more points 7 times, four of them in ACC play, plus 3 others vs. Georgia (20), Central Arkansas (25) and Alabama A&M (22)

• Set career high in a Tech uniform with 25 points against Central Arkansas, which included 5 3-point field goals and a perfect 4-of-4 from the foul line

• Scored in double digits in all but 6 games he has played this season and has led the Jackets in scoring 9 times

• Surpassed the 1,000-point milestone for his career at Oklahoma (now has 1,243) and has 186 career three-point field goals

• Career 36.9% shooter from 3-point range, 37.4% at Georgia Tech

• Atlanta-area high school product who played three seasons at Gardner-Webb University before transferring to Georgia Tech prior to the 2022-23 season

• No. 2 on the team in scoring at 10.1 points per game in 2022-23 while hitting 42.1 percent of his shots from the floor, 38.8 from three-point range (top percentage on the team) and 81.4 percent from the foul line

• Averaged 11.4 points in ACC games (No. 2 on the team), connecting on 41.3 percent from the floor, a team-high 42.1 from three-point distance and 79.4 percent from the free throw stripe

• Was a key figure both as a starter and a reserve offensively, and his best offensive games occurred in Tech's seven ACC wins (tournament win included)

• In those seven wins, averaged 17.7 points, connected on 47.3 percent of his field goals, and 52.1 percent of his threes, playing the full 40 minutes in all but the Syracuse game, in which he was subbed out with 56 seconds left when the Jackets emptied the bench

• Started 21 of the 29 games he played, including 15 ACC games (regular season plus tournament)

• Thirteen double-figure scoring games altogether in 2022-23, eight in ACC games

GAME-BY-GAME STATISTICS

#0 TERRY, Lance

Opponent	Date	GS	MIN	Total		3-Pointers		Free throws		Rebounds				PF	A	TO	BLK	STL	PTS	AVG	
				FG-FGA	PCT	3FG-3FGA	PCT	FT-FTA	PCT	OFF	DEF	TOT	AVG								
West Ga.	11/06/2024		23:32	4-7	.571	1-3	.333	0-0	.000	1	2	3	3.0	3	1	1	0	0	9	9.0	
North Florida	11/10/2024		25:01	5-10	.500	4-7	.571	0-0	.000	0	3	3	3.0	2	1	3	0	1	14	11.5	
Texas Southern	11/12/2024		24:38	3-8	.375	2-7	.286	5-6	.833	1	0	1	2.3	2	2	1	0	0	13	12.0	
Georgia	11/15/2024		24:49	7-11	.636	2-5	.400	4-4	1.000	0	3	3	2.5	4	2	0	0	0	20	14.0	
Cincinnati	11/23/2024		29:06	2-11	.182	0-4	.000	3-4	.750	1	0	1	2.2	0	0	2	0	2	7	12.6	
Charleston So.	11/27/2024	*	36:40	7-10	.700	0-0	.000	1-3	.333	0	5	5	2.7	4	4	0	0	5	15	13.0	
Central Ark.	11/30/2024	*	35:51	8-14	.571	5-10	.500	4-4	1.000	1	1	2	2.6	3	1	0	1	3	25	14.7	
at Oklahoma	12/03/2024	*	37:07	5-14	.357	3-7	.429	1-1	1.000	1	2	3	2.6	1	0	2	0	0	14	14.6	
at North Carolina	12/07/2024	*	38:11	5-19	.263	5-13	.385	7-8	.875	1	3	4	2.8	4	2	2	0	1	22	15.4	
vs Northwestern	12/15/2024	*	34:28	7-16	.438	2-7	.286	1-2	.500	1	3	4	2.9	0	2	3	1	0	17	15.6	
UMBC	12/18/2024	*	34:12	5-10	.500	3-5	.600	2-2	1.000	1	4	5	3.1	3	3	4	0	1	15	15.5	
Duke	12/21/2024	*	31:36	3-9	.333	1-4	.250	0-0	.000	0	0	0	2.8	1	0	0	0	1	7	14.8	
Alabama A&M	12/28/2024	*	32:17	8-14	.571	5-8	.625	1-2	.500	0	3	3	2.8	0	2	1	0	1	22	15.4	
Notre Dame	12/31/2024	*	31:38	5-6	.833	2-3	.667	2-4	.500	1	1	2	2.8	0	0	0	0	2	14	15.3	
Boston College	01/04/2025	*	32:34	7-12	.583	2-5	.400	4-8	.500	1	1	2	2.7	2	3	1	0	4	20	15.6	
at Syracuse	01/07/2025	*	34:48	6-13	.462	3-8	.375	3-4	.750	0	1	1	2.6	0	1	3	2	1	18	15.8	
at SMU	01/11/2025	*	30:11	5-15	.333	0-6	.000	0-0	.000	1	3	4	2.7	4	4	3	1	0	10	15.4	
at Florida St.	01/18/2025	*	38:33	9-17	.529	2-6	.333	3-4	.750	0	1	1	2.6	1	2	2	0	1	23	15.8	
at Notre Dame	01/28/2025	*	36:11	3-6	.500	1-2	.500	0-0	.000	0	2	2	2.6	4	1	0	0	1	7	15.4	
Louisville	02/01/2025	*	36:39	9-20	.450	4-9	.444	1-2	.500	0	1	1	2.5	2	0	2	0	2	23	15.8	
at Clemson	02/04/2025	*	52:16	5-21	.238	2-10	.200	0-0	.000	1	9	10	2.9	2	1	2	1	2	12	15.6	
at Virginia	02/08/2025	*	32:06	0-4	.000	0-1	.000	0-2	.000	1	2	3	2.9	1	1	0	0	0	0	14.9	
California	02/15/2025	*	38:53	4-10	.400	1-5	.200	0-0	.000	0	1	1	2.8	1	2	0	0	0	9	14.6	
at Boston College	02/22/2025	*	38:09	3-12	.250	1-6	.167	8-9	.889	1	1	2	2.8	3	2	2	0	1	15	14.6	
Totals			19	809:26	125-289	.433	51-141	.362	50-69	.725	14	52	66	2.8	47	37	34	6	29	351	14.6

Player Averages

Games Played	Minutes/game	Points/game	FG Pct	3FG Pct	FT Pct	Rebounds/game	Assists/game	Turnovers/game	Assist/Turnover ratio	Steals/game	Blocks/game
24	33.7	14.6	43.3	36.2	72.5	2.8	1.5	1.4	1.1	1.2	0.3

CAREER STATS AND GAME HIGHS

TERRY, Lance

			Field Goals		3-Point		F-Throws		Rebounds								Scoring			
SEASON	TEAM	GP-GS	MIN/AVG	FG-FGA	FG%	3FG-3FGA	3FG%	FT-FTA	FT%	OFF	DEF	TOT	AVG	PF-FO	A	TO	BLK	STL	PTS	AVG
2019-20	GW	15-0	161/10.7	18-49	.367	13-38	.342	4-7	.571	0	22	22	1.5	21-0	5	13	3	7	53	3.5
2020-21	GW	9-6	201/22.4	31-64	.484	18-41	.439	23-25	.920	3	15	18	2.0	22-0	5	8	1	5	103	11.4
2021-22	GW	31-31	972/31.4	158-344	.459	57-163	.350	69-85	.812	26	80	106	3.4	69-1	37	44	12	32	442	14.3
2022-23	GaTech	29-21	857/29.6	106-252	.421	47-121	.388	35-43	.814	15	67	82	2.8	59-2	36	27	6	18	294	10.1
2024-25	GaTech	24-19	809/33.7	125-289	.433	51-141	.362	50-69	.725	14	52	66	2.8	47-0	37	34	6	29	351	14.6
TOTAL FOR GaTech		53-40	1667/31.4	231-541	.427	98-262	.374	85-112	.759	29	119	148	2.8	106-2	73	61	12	47	645	12.2
TOTAL		108-77	3001/27.8	438-998	.439	186-504	.369	181-229	.790	58	236	294	2.7	218-3	120	126	28	91	1243	11.5

Single Game Highs

Statistic	Value
Points	26 at Hampton 12/30/20
Rebounds	10 at Clemson 02/04/25
Assists	4 vs Charleston So. 11/27/24, at SMU 01/11/25, at USC Upstate 02/26/22
Steals	5 vs Charleston So. 11/27/24
Blocks	2 4 times
FG Made	9 at Florida St. 01/18/25, vs Louisville 02/01/25
FG Attempts	21 at Clemson 02/04/25
3FG Made	7 at Syracuse 02/28/23
3FG Attempts	13 at North Carolina 12/07/24
FT Made	9 at Hampton 12/30/20
FT Attempts	9 at Campbell 02/09/22, at Boston College 02/22/25, at Hampton 12/30/20

BIO UPDATES

EMMER NICHOLS

35

Forward • 6-6 • 223 • Redshirt Sophomore • Woodside, Calif. • Sacred Heart Preparatory School

- Non-scholarship player who joined the Tech program for the fall, 2022 semester ... Redshirted the 2022-23 season
- Played in 5 games in his career, 2 of those in Tech's games against Cincinnati last year and this year ... Scored his only points of this season against Alabama A&M Dec. 28



- Suffered a broken leg on Jan. 19 of last season and was sidelined the remainder of the season
- Versatile player and left-handed shooter who is skilled in all facets of the game
- No. 42-ranked player in the state of California according to Max Preps
- Played four years at Sacred Heart Preparatory School, serving two years as team captain
- Helped Sacred Heart to a pair of league championships, including a Central Coast Section title in 2021
- As a senior, led SHP to a 25-5 record overall as a senior and 14-0 mark in its league
- Earned second-team Central Coast Section WBAL all-league, first-team all-league in 2020 and 2022 (MVP and defensive player of the year in 2022)

GAME-BY-GAME STATISTICS

#35 NICHOLS, Emmer

Opponent	Date	GS	MIN	Total		3-Pointers		Free throws		Rebounds				PF		A		TO		BLK		STL		PTS		AVG
				FG-FGA	PCT	3FG-3FGA	PCT	FT-FTA	PCT	OFF	DEF	TOT	AVG	PF	A	TO	BLK	STL	PTS	AVG						
Cincinnati	11/23/2024		00:53	0-0	.000	0-0	.000	0-0	.000	0	0	0	0.0	0	0	0	0	0	0	0	0	0	0	0.0		
Alabama A&M	12/28/2024		03:26	1-2	.500	0-0	.000	0-0	.000	1	1	2	1.0	0	0	1	1	0	2	1.0						
at Virginia	02/08/2025		01:04	0-0	.000	0-0	.000	0-0	.000	0	0	0	0.7	0	0	1	0	0	0	0	0	0	0	0.7		
Totals		0	05:23	1-2	.500	0-0	.000	0-0	.000	1	1	2	0.7	0	0	2	1	0	2	0.7						

Player Averages

Games Played	Minutes/ game	Points/ game	FG Pct	3FG Pct	FT Pct	Rebounds/ game	Assists/ game	Turnovers/ game	Assist/Turnover ratio	Steals/ game	Blocks/ game
3	1.8	0.7	50.0	0.0	0.0	0.7	0.0	0.7	0.0	0.0	0.3

CAREER STATS AND GAME HIGHS

NICHOLS, Emmer

				Field Goals		3-Point		F-Throws		Rebounds								Scoring		
SEASON	TEAM	GP-GS	MIN/AVG	FG-FGA	FG%	3FG-3FGA	3FG%	FT-FTA	FT%	OFF	DEF	TOT	AVG	PF-FO	A	TO	BLK	STL	PTS	AVG
2023-24	GaTech	2-0	4/2.0	0-0	.000	0-0	.000	0-0	.000	1	3	4	2.0	0-0	0	0	0	0	0	0.0
2024-25	GaTech	3-0	5/1.8	1-2	.500	0-0	.000	0-0	.000	1	1	2	0.7	0-0	0	2	1	0	2	0.7
TOTAL		5-0	9/1.9	1-2	.500	0-0	.000	0-0	.000	2	4	6	1.2	0-0	0	2	1	0	2	0.4

Single Game Highs

Statistic	Value
Points	2 vs Alabama A&M 12/28/24
Rebounds	3 vs Alabama A&M 12/09/23
Blocks	1 vs Alabama A&M 12/28/24
FG Made	1 vs Alabama A&M 12/28/24
FG Attempts	2 vs Alabama A&M 12/28/24

MARCOS SAN MIGUEL

5

Guard • 6-4 • 203 • Sophomore • Atlanta, Ga. • Campbell HS

- Second-year non-scholarship student-athlete from Campbell High School in Smyrna
- Has action in 3 games in his career (twice vs. Alabama A&M, this season at Virginia) ... Scored the first points of his college career in the most recent meeting on Dec. 28, hitting 2-of-5 shots from the floor



- Four-year varsity letterwinner in basketball at Campbell High School, serving as team captain three years ... Helped the Spartans to a 17-12 overall record as a senior
- Graduated from Campbell with a 4.77 weighted GPA ... Also served in IB Leadership Core Team, Human Rights Club (Vice President), Interact Service Club, Chess Club, Academic Quiz Bowl, National Honor Society, Spanish Honor Society, Campbell Fellowship
- Gold Scholar at Georgia Tech enrolled in computer science with a minor in Spanish
- Officiates youth basketball in his spare time for East Marietta Basketball, Inc. ... Founded and leads organization called Take a Charge National Fundraising Campaign, in which he seeks donations for each charge he takes in basketball games, originating to raise funds for a friend who suffered a traumatic brain injury playing football, with additional funds directed toward people in need

GAME-BY-GAME STATISTICS

#33 SAN MIGUEL, Marcos

Opponent	Date	GS	MIN	Total		3-Pointers		Free throws		Rebounds				PF		A		TO		BLK		STL		PTS		AVG
				FG-FGA	PCT	3FG-3FGA	PCT	FT-FTA	PCT	OFF	DEF	TOT	AVG	PF	A	TO	BLK	STL	PTS							
Alabama A&M	12/28/2024		03:26	2-5	.400	0-0	.000	0-0	.000	0	0	0	0.0	0	0	1	0	0	4	4.0						
at Virginia	02/08/2025		01:04	0-0	.000	0-0	.000	0-0	.000	0	0	0	0.0	0	0	0	0	0	0	0.0						
Totals		0	04:30	2-5	.400	0-0	.000	0-0	.000	0	0	0	0.0	0	0	1	0	0	4	2.0						

Player Averages

Games Played	Minutes/ game	Points/ game	FG Pct	3FG Pct	FT Pct	Rebounds/ game	Assists/ game	Turnovers/ game	Assist/Turnover ratio	Steals/ game	Blocks/ game
2	2.3	2.0	40.0	0.0	0.0	0.0	0.0	0.5	0.0	0.0	0.0

CAREER STATS AND GAME HIGHS

SAN MIGUEL, Marcos

			Field Goals		3-Point		F-Throws		Rebounds								Scoring			
SEASON	TEAM	GP-GS	MIN/AVG	FG-FGA	FG%	3FG-3FGA	3FG%	FT-FTA	FT%	OFF	DEF	TOT	AVG	PF-FO	A	TO	BLK	STL	PTS	AVG
2023-24	GaTech	1-0	2/1.9	0-2	.000	0-1	.000	0-0	.000	1	0	1	1.0	0-0	0	1	0	0	0	0.0
2024-25	GaTech	2-0	5/2.3	2-5	.400	0-0	.000	0-0	.000	0	0	0	0.0	0-0	0	1	0	0	4	2.0
TOTAL		3-0	6/2.1	2-7	.286	0-1	.000	0-0	.000	1	0	1	0.3	0-0	0	2	0	0	4	1.3

Single Game Highs

Statistic	Value
Points	4 vs Alabama A&M 12/28/24
Rebounds	1 vs Alabama A&M 12/09/23
FG Made	2 vs Alabama A&M 12/28/24
FG Attempts	5 vs Alabama A&M 12/28/24
3FG Attempts	1 vs Alabama A&M 12/09/23



2024-25 SEASON STATISTICS AND RESULTS

Game Records

Record	Overall	Home	Away	Neutral
ALL GAMES	13-14	12-5	1-8	0-1
CONFERENCE	7-9	6-2	1-7	0-0
NON-CONFERENCE	6-5	6-3	0-1	0-1

Score by Periods

Team	1st	2nd	OT	TOT
Georgia Tech	973	984	36	1993
Opponents	915	1034	31	1980

Team Box Score

No.	Player				Total		3-Point		F-Throw		Rebounds													
		GP-GS	MIN	AVG	FG-FGA	FG%	3FG-3FGA	3FG%	FT-FTA	FT%	OFF	DEF	TOT	AVG	PF	DQ	A	TO	BLK	STL	PTS	AVG		
0	TERRY, Lance	24-19	809:26	33.7	125-289	.433	51-141	.362	50-69	.725	14	52	66	2.8	47	0	37	34	6	29	351	14.6		
1	GEORGE, Naithan	27-27	949:10	35.2	126-310	.406	50-145	.345	46-57	.807	12	95	107	4.0	44	0	170	76	12	23	348	12.9		
11	NDONGO, Baye	27-27	788:17	29.2	136-253	.538	6-15	.400	68-111	.613	72	158	230	8.5	87	5	42	67	24	29	346	12.8		
2	MCCOLLUM, Javian	19-11	533:35	28.1	77-177	.435	33-91	.363	45-52	.865	3	48	51	2.7	27	1	65	35	2	25	232	12.2		
31	POWELL, Duncan	26-6	715:04	27.5	90-211	.427	33-96	.344	64-95	.674	42	97	139	5.3	44	1	20	28	11	19	277	10.7		
14	REEVES JR., Kowacie	6-6	143:11	23.9	22-57	.386	9-32	.281	3-5	.600	6	9	15	2.5	12	0	6	3	7	4	56	9.3		
3	MUSTAF, Jaeden	19-7	454:07	23.9	57-139	.410	8-21	.381	44-65	.677	19	43	62	3.3	48	1	31	28	2	19	166	8.7		
9	O'BRIEN, Luke	10-6	211:27	21.1	24-51	.471	9-28	.321	7-9	.778	12	32	44	4.4	23	1	6	8	2	2	64	6.4		
45	ONWUCHEKWA, Doryan	10-8	181:46	18.2	15-45	.333	3-18	.167	2-10	.200	18	31	49	4.9	32	2	8	4	6	4	35	3.5		
30	SQUARE, Ibrahim	24-10	428:20	17.8	29-46	.630	0-1	.000	8-30	.267	28	59	87	3.6	55	0	6	13	14	6	66	2.8		
12	MUTOMBO, Ryan	13-7	142:43	11.0	15-33	.455	0-0	.000	2-5	.400	14	24	38	2.9	9	0	3	5	8	1	32	2.5		
33	SAN MIGUEL, Marcos	2-0	04:30	2.3	2-5	.400	0-0	.000	0-0	.000	0	0	0	0.0	0	0	0	1	0	0	4	2.0		
10	SUTTON, Darrion	11-1	133:03	12.1	3-14	.214	0-5	.000	8-12	.667	3	14	17	1.5	12	0	5	4	4	4	14	1.3		
35	NICHOLS, Emmer	3-0	05:23	1.8	1-2	.500	0-0	.000	0-0	.000	1	1	2	0.7	0	0	0	2	1	0	2	0.7		
Team											44	46	90					19						
Total		27	5500		722-1632	.442	202-593	.341	347-520	.667	288	709	997	36.9	440	11	399	327	99	165	1993	73.8		
Opponents		27	5500		700-1656	.423	236-662	.356	344-478	.720	286	693	979	36.3	456	8	384	306	91	179	1980	73.3		

Team Statistics

	GATECH	OPP
Scoring	1993	1980
Points per game	73.8	73.3
Scoring margin	+0.5	-
Field goals-att	722-1632	700-1656
Field goal pct	.442	.423
3 point fg-att	202-593	236-662
3-point FG pct	.341	.356
3-pt FG made per game	7.5	8.7
Free throws-att	347-520	344-478
Free throw pct	.667	.720
F-Throws made per game	12.9	12.7
Rebounds	997	979
Rebounds per game	36.9	36.3
Rebounding margin	+0.7	-
Assists	399	384
Assists per game	14.8	14.2
Turnovers	327	306
Turnovers per game	12.1	11.3
Turnover margin	-0.8	-
Assist/turnover ratio	1.2	1.3
Steals	165	179
Steals per game	6.1	6.6
Blocks	99	91
Blocks per game	3.7	3.4
Winning streak	0	-
Home win streak	4	-
Attendance	76058	85807
Home games-Avg/Game	17-4474	9-9534
Neutral site-Avg/Game	-	1-0

Team Results

Date	Opponent		Score	Att.
11/06/2024	West Ga.	W	85-62	3530
11/10/2024	North Florida	L	93-105	3553
11/12/2024	Texas Southern	W	81-62	3384
11/15/2024	Georgia	L	69-77	6622
11/23/2024	Cincinnati	L	58-81	4970
11/27/2024	Charleston So.	W	91-67	3414
11/30/2024	Central Ark.	W	87-68	3414
12/03/2024	at Oklahoma	L	61-76	7725
12/07/2024	at North Carolina	L	65-68	19020
12/15/2024	vs Northwestern	L	60-71	0
12/18/2024	UMBC	W	91-82	3494
12/21/2024	Duke	L	56-82	8005
12/28/2024	Alabama A&M	W	92-49	4430
12/31/2024	Notre Dame	W	86-75	4914
01/04/2025	Boston College	W	85-64	3949
01/07/2025	at Syracuse	L	55-62	13935
01/11/2025	at SMU	L	71-93	5526
01/14/2025	Clemson	L	59-70	4047
01/18/2025	at Florida St.	L	78-91	6751
01/22/2025	Virginia Tech	W	71-64	3668
01/28/2025	at Notre Dame	L	68-71	4262
02/01/2025	Louisville	W	77-70	6147
02/04/2025	at Clemson	Wot3	89-86	7913
02/08/2025	at Virginia	L	61-75	14637
02/12/2025	Stanford	W	60-52	3869
02/15/2025	California	Wot	90-88	4648
02/22/2025	at Boston College	L	54-69	6038

2024-25 SEASON STATISTICS AND RESULTS - ACC ONLY

Game Records

Record	Overall	Home	Away	Neutral
ALL GAMES	7-9	6-2	1-7	0-0
CONFERENCE	7-9	6-2	1-7	0-0
NON-CONFERENCE	0-0	0-0	0-0	0-0

Score by Periods

Team	1st	2nd	OT	TOT
Georgia Tech	518	571	36	1125
Opponents	546	603	31	1180

Team Box Score

No.	Player				Total		3-Point		F-Throw		Rebounds											
		GP-GS	MIN	AVG	FG-FGA	FG%	3FG-3FGA	3FG%	FT-FTA	FT%	OFF	DEF	TOT	AVG	PF	DQ	A	TO	BLK	STL	PTS	AVG
1	GEORGE, Naithan	16-16	611:49	38.2	87-207	.420	34-93	.366	27-35	.771	9	64	73	4.6	23	0	99	53	10	14	235	14.7
0	TERRY, Lance	13-13	471:45	36.3	64-164	.390	24-78	.308	28-41	.683	7	26	33	2.5	25	0	19	17	4	16	180	13.8
31	POWELL, Duncan	16-6	526:57	32.9	68-163	.417	28-78	.359	49-70	.700	27	55	82	5.1	33	1	11	20	6	16	213	13.3
11	NDONGO, Baye	16-16	514:53	32.2	85-157	.541	4-12	.333	39-64	.609	49	102	151	9.4	52	4	24	41	17	20	213	13.3
2	MCCOLLUM, Javian	11-6	336:55	30.6	49-114	.430	20-58	.345	24-28	.857	2	27	29	2.6	12	0	41	18	1	17	142	12.9
3	MUSTAF, Jaeden	10-5	244:31	24.5	25-64	.391	3-8	.375	17-31	.548	8	21	29	2.9	26	1	8	18	2	9	70	7.0
30	SOUARE, Ibrahim	16-10	363:16	22.7	22-35	.629	0-0	.000	4-20	.200	18	47	65	4.1	40	0	6	10	12	6	48	3.0
45	ONWUCHEKWA, Doryan	1-1	18:43	18.7	1-5	.200	1-2	.500	0-0	.000	1	3	4	4.0	4	0	1	0	1	0	3	3.0
12	MUTOMBO, Ryan	10-5	97:05	9.7	7-19	.368	0-0	.000	0-1	.000	8	14	22	2.2	7	0	1	1	4	1	14	1.4
10	SUTTON, Darrion	7-1	98:30	14.1	2-11	.182	0-4	.000	3-4	.750	2	8	10	1.4	9	0	4	3	2	2	7	1.0
9	O'BRIEN, Luke	1-1	13:28	13.5	0-2	.000	0-2	.000	0-0	.000	0	0	0	0.0	3	0	0	1	0	0	0	0.0
35	NICHOLS, Emmer	1-0	01:04	1.1	0-0	.000	0-0	.000	0-0	.000	0	0	0	0.0	0	0	0	1	0	0	0	0.0
33	SAN MIGUEL, Marcos	1-0	01:04	1.1	0-0	.000	0-0	.000	0-0	.000	0	0	0	0.0	0	0	0	0	0	0	0	0.0
Team											31	22	53				11					
Total		16	3300		410-941	.436	114-335	.340	191-294	.650	162	389	551	34.4	234	6	214	194	59	101	1125	70.3
Opponents		16	3300		431-979	.440	144-398	.362	174-235	.740	176	417	593	37.1	263	4	245	186	57	109	1180	73.8

Team Statistics

	GATECH	OPP
Scoring	1125	1180
Points per game	70.3	73.8
Scoring margin	-3.4	-
Field goals-att	410-941	431-979
Field goal pct	.436	.440
3 point fg-att	114-335	144-398
3-point FG pct	.340	.362
3-pt FG made per game	7.1	9.0
Free throws-att	191-294	174-235
Free throw pct	.650	.740
F-Throws made per game	11.9	10.9
Rebounds	551	593
Rebounds per game	34.4	37.1
Rebounding margin	-2.6	-
Assists	214	245
Assists per game	13.4	15.3
Turnovers	194	186
Turnovers per game	12.1	11.6
Turnover margin	-0.5	-
Assist/turnover ratio	1.1	1.3
Steals	101	109
Steals per game	6.3	6.8
Blocks	59	57
Blocks per game	3.7	3.6
Winning streak	0	-
Home win streak	4	-
Attendance	39247	78082
Home games-Avg/Game	8-4906	8-9760
Neutral site-Avg/Game	-	0-0

Team Results

Date	Opponent		Score	Att.
12/07/2024	at North Carolina	L	65-68	19020
12/21/2024	Duke	L	56-82	8005
12/31/2024	Notre Dame	W	86-75	4914
01/04/2025	Boston College	W	85-64	3949
01/07/2025	at Syracuse	L	55-62	13935
01/11/2025	at SMU	L	71-93	5526
01/14/2025	Clemson	L	59-70	4047
01/18/2025	at Florida St.	L	78-91	6751
01/22/2025	Virginia Tech	W	71-64	3668
01/28/2025	at Notre Dame	L	68-71	4262
02/01/2025	Louisville	W	77-70	6147
02/04/2025	at Clemson	Wot3	89-86	7913
02/08/2025	at Virginia	L	61-75	14637
02/12/2025	Stanford	W	60-52	3869
02/15/2025	California	Wot	90-88	4648
02/22/2025	at Boston College	L	54-69	6038



2024-25 SEASON STATISTICS - POINTS/REBOUNDS/ASSISTS

Opponent	Date	Score		0	1	2	3	9	10	11	12	14	30	31
				TERRY,LANC	GEORGE,NAI	MCCOLLUM,J	MUSTAF,JA	O'BRIEN,LU	SUTTON,DAR	NDONGO,BAY	MUTOMBO,R	REEVES JR.	SQUARE,IBR	POWELL,DUN
West Ga.	11/06/2024	85-62	W	9-3-1	7-1-7	18-4-5	4-2-2	8-10-1	0-0-0	10-7-4	DNP	15-4-0	1-3-0	9-1-0
North Florida	11/10/2024	93-105	L	14-3-1	5-6-7	14-3-6	DNP	15-8-1	DNP	20-10-3	DNP	17-1-3	DNP	4-6-1
Texas Southern	11/12/2024	81-62	W	13-1-2	16-3-6	14-5-1	DNP	DNP	DNP	19-11-1	DNP	15-7-3	0-5-0	4-2-0
Georgia	11/15/2024	69-77	L	20-3-2	6-0-3	13-4-3	1-3-1	6-6-0	DNP	14-4-0	DNP	2-0-0	0-0-0	DNP
Cincinnati	11/23/2024	58-81	L	7-1-0	13-0-1	5-2-2	2-1-3	4-5-0	DNP	5-6-1	DNP	3-1-0	3-1-0	10-3-0
Charleston So.	11/27/2024	91-67	W	15-5-4	17-4-7	DNP	16-3-2	3-3-1	DNP	17-8-1	DNP	4-2-0	6-4-0	7-8-1
Central Ark.	11/30/2024	87-68	W	25-2-1	16-4-11	DNP	18-4-2	8-2-1	DNP	13-9-0	DNP	DNP	0-3-0	3-9-2
at Oklahoma	12/03/2024	61-76	L	14-3-0	8-0-5	DNP	16-2-2	7-4-1	DNP	4-4-0	DNP	DNP	0-0-0	11-12-1
at North Carolina	12/07/2024	65-68	L	22-4-2	12-8-4	DNP	6-4-1	0-0-0	DNP	19-12-1	DNP	DNP	0-0-0	3-2-0
vs Northwestern	12/15/2024	60-71	L	17-4-2	3-7-7	3-2-2	11-6-0	6-2-0	0-0-0	4-5-0	10-7-1	DNP	DNP	6-5-2
UMBC	12/18/2024	91-82	W	15-5-3	18-3-8	5-1-3	15-5-5	7-4-1	4-3-0	17-9-4	6-7-0	DNP	DNP	4-4-0
Duke	12/21/2024	56-82	L	7-0-0	4-3-4	6-0-3	5-1-1	DNP	1-0-0	14-1-4	2-6-0	DNP	4-4-0	13-5-0
Alabama A&M	12/28/2024	92-49	W	22-3-2	4-6-9	18-1-2	13-7-6	DNP	3-4-1	10-6-4	2-2-1	DNP	8-6-0	6-7-2
Notre Dame	12/31/2024	86-75	W	14-2-0	11-5-6	21-1-6	5-5-2	DNP	DNP	10-6-1	2-3-0	DNP	2-1-0	21-3-2
Boston College	01/04/2025	85-64	W	20-2-3	10-3-10	20-5-4	8-2-0	DNP	DNP	14-4-1	0-4-0	DNP	2-6-1	11-5-0
at Syracuse	01/07/2025	55-62	L	18-1-1	13-5-5	6-4-2	8-6-0	DNP	DNP	6-8-0	2-3-0	DNP	0-4-0	2-5-0
at SMU	01/11/2025	71-93	L	10-4-4	11-5-10	20-4-5	5-0-0	DNP	DNP	6-7-1	4-2-0	DNP	2-0-1	13-11-1
Clemson	01/14/2025	59-70	L	DNP	13-3-4	11-0-5	12-2-0	DNP	DNP	14-12-1	0-2-0	DNP	0-6-0	9-7-0
at Florida St.	01/18/2025	78-91	L	23-1-2	10-3-4	20-2-4	DNP	DNP	DNP	3-12-1	DNP	DNP	2-2-0	20-6-2
Virginia Tech	01/22/2025	71-64	W	DNP	11-4-7	16-3-4	DNP	DNP	0-0-0	14-9-4	2-0-1	DNP	5-5-1	23-6-1
at Notre Dame	01/28/2025	68-71	L	7-2-1	20-6-5	7-4-4	DNP	DNP	DNP	10-7-1	2-1-0	DNP	4-5-0	18-3-0
Louisville	02/01/2025	77-70	W	23-1-0	15-2-9	12-3-3	DNP	DNP	DNP	12-11-1	DNP	DNP	4-5-1	11-3-2
at Clemson	02/04/2025	89-86	Wot3	12-10-1	28-5-7	3-3-1	DNP	DNP	0-0-0	18-13-0	0-1-0	DNP	9-12-0	19-8-0
at Virginia	02/08/2025	61-75	L	0-3-1	20-6-5	DNP	DNP	DNP	4-4-2	15-5-2	DNP	DNP	4-2-0	18-3-1
Stanford	02/12/2025	60-52	W	DNP	22-7-5	DNP	7-0-0	DNP	2-4-1	15-16-1	0-0-0	DNP	4-4-1	10-7-1
California	02/15/2025	90-88	Wot	9-1-2	26-3-8	DNP	8-1-4	DNP	0-1-1	26-13-1	DNP	DNP	2-5-1	19-6-0
at Boston College	02/22/2025	54-69	L	15-2-2	9-5-6	DNP	6-8-0	DNP	0-1-0	17-15-4	DNP	DNP	4-4-0	3-2-1

Opponent	Date	Score		33	35	45
				SAN MIGUEL	NICHOLS,EM	ONWUCHEKWA
West Ga.	11/06/2024	85-62	W	DNP	DNP	4-7-0
North Florida	11/10/2024	93-105	L	DNP	DNP	4-1-0
Texas Southern	11/12/2024	81-62	W	DNP	DNP	0-9-1
Georgia	11/15/2024	69-77	L	DNP	DNP	7-11-2
Cincinnati	11/23/2024	58-81	L	DNP	0-0-0	6-4-1
Charleston So.	11/27/2024	91-67	W	DNP	DNP	6-2-2
Central Ark.	11/30/2024	87-68	W	DNP	DNP	4-6-1
at Oklahoma	12/03/2024	61-76	L	DNP	DNP	1-5-0
at North Carolina	12/07/2024	65-68	L	DNP	DNP	3-4-1
vs Northwestern	12/15/2024	60-71	L	DNP	DNP	0-0-0
UMBC	12/18/2024	91-82	W	DNP	DNP	DNP
Duke	12/21/2024	56-82	L	DNP	DNP	DNP
Alabama A&M	12/28/2024	92-49	W	4-0-0	2-2-0	DNP
Notre Dame	12/31/2024	86-75	W	DNP	DNP	DNP
Boston College	01/04/2025	85-64	W	DNP	DNP	DNP
at Syracuse	01/07/2025	55-62	L	DNP	DNP	DNP
at SMU	01/11/2025	71-93	L	DNP	DNP	DNP
Clemson	01/14/2025	59-70	L	DNP	DNP	DNP
at Florida St.	01/18/2025	78-91	L	DNP	DNP	DNP
Virginia Tech	01/22/2025	71-64	W	DNP	DNP	DNP
at Notre Dame	01/28/2025	68-71	L	DNP	DNP	DNP
Louisville	02/01/2025	77-70	W	DNP	DNP	DNP
at Clemson	02/04/2025	89-86	Wot3	DNP	DNP	DNP
at Virginia	02/08/2025	61-75	L	0-0-0	0-0-0	DNP
Stanford	02/12/2025	60-52	W	DNP	DNP	DNP
California	02/15/2025	90-88	Wot	DNP	DNP	DNP
at Boston College	02/22/2025	54-69	L	DNP	DNP	DNP



2024-25 SEASON STATISTICS - GEORGIA TECH GAME-BY-GAME

				Total		3-Pointers		Free throws		Rebounds											
Opponent	Date	Score		FG-FGA	PCT	3FG-3FGA	PCT	FT-FTA	PCT	OFF	DEF	TOT	AVG	PF	A	TO	BLK	STL	PTS	AVG	
West Ga.	11/06/2024	85-62	W	33-68	.485	7-27	.259	12-17	.706	13	36	49	49.0	16	20	12	6	5	85	85.0	
North Florida	11/10/2024	93-105	L	37-79	.468	13-29	.448	6-12	.500	13	25	38	43.5	20	22	10	2	4	93	89.0	
Texas Southern	11/12/2024	81-62	W	22-58	.379	11-36	.306	26-34	.765	14	35	49	45.3	19	14	14	5	3	81	86.3	
Georgia	11/15/2024	69-77	L	23-63	.365	6-23	.261	17-22	.773	10	24	34	42.5	28	11	13	3	5	69	82.0	
Cincinnati	11/23/2024	58-81	L	21-59	.356	5-20	.250	11-20	.550	12	17	29	39.8	14	8	12	1	5	58	77.2	
Charleston So.	11/27/2024	91-67	W	38-72	.528	3-11	.273	12-20	.600	13	29	42	40.2	26	18	7	1	10	91	79.5	
Central Ark.	11/30/2024	87-68	W	29-61	.475	13-32	.406	16-20	.800	12	29	41	40.3	15	18	5	1	7	87	80.6	
at Oklahoma	12/03/2024	61-76	L	22-53	.415	5-19	.263	12-18	.667	7	26	33	39.4	21	9	11	4	4	61	78.1	
at North Carolina	12/07/2024	65-68	L	20-64	.313	8-27	.296	17-24	.708	11	26	37	39.1	20	9	14	4	5	65	76.7	
vs Northwestern	12/15/2024	60-71	L	22-56	.393	7-24	.292	9-13	.692	8	34	42	39.4	15	14	16	4	1	60	75.0	
UMBC	12/18/2024	91-82	W	32-61	.525	8-16	.500	19-29	.655	14	28	42	39.6	15	24	14	5	7	91	76.5	
Duke	12/21/2024	56-82	L	21-58	.362	6-17	.353	8-10	.800	9	16	25	38.4	15	12	10	5	5	56	74.8	
Alabama A&M	12/28/2024	92-49	W	33-61	.541	10-21	.476	16-21	.762	10	37	47	39.1	17	27	19	8	13	92	76.1	
Notre Dame	12/31/2024	86-75	W	30-53	.566	8-20	.400	18-25	.720	9	21	30	38.4	14	17	8	4	5	86	76.8	
Boston College	01/04/2025	85-64	W	31-53	.585	8-17	.471	15-27	.556	4	28	32	38.0	15	19	9	5	8	85	77.3	
at Syracuse	01/07/2025	55-62	L	24-66	.364	4-21	.190	3-11	.273	12	27	39	38.1	13	8	13	5	12	55	75.9	
at SMU	01/11/2025	71-93	L	27-59	.458	9-23	.391	8-14	.571	11	26	37	38.0	16	22	22	5	2	71	75.6	
Clemson	01/14/2025	59-70	L	19-54	.352	7-20	.350	14-19	.737	12	24	36	37.9	17	10	14	2	6	59	74.7	
at Florida St.	01/18/2025	78-91	L	26-60	.433	9-29	.310	17-24	.708	10	22	32	37.6	17	13	12	1	6	78	74.9	
Virginia Tech	01/22/2025	71-64	W	24-51	.471	6-17	.353	17-26	.654	7	22	29	37.2	6	18	10	3	11	71	74.7	
at Notre Dame	01/28/2025	68-71	L	27-55	.491	5-16	.313	9-11	.818	6	23	29	36.8	18	11	8	6	8	68	74.4	
Louisville	02/01/2025	77-70	W	30-63	.476	8-24	.333	9-17	.529	8	22	30	36.5	18	16	9	1	10	77	74.5	
at Clemson	02/04/2025	89-86	Wot3	35-83	.422	7-28	.250	12-25	.480	24	32	56	37.3	17	9	15	3	7	89	75.1	
at Virginia	02/08/2025	61-75	L	24-53	.453	8-18	.444	5-9	.556	6	18	24	36.8	7	11	8	3	6	61	74.5	
Stanford	02/12/2025	60-52	W	19-49	.388	5-15	.333	17-19	.895	10	32	42	37.0	13	9	15	5	2	60	74.0	
California	02/15/2025	90-88	Wot	35-64	.547	11-20	.550	9-15	.600	11	21	32	36.8	11	17	14	4	7	90	74.6	
at Boston College	02/22/2025	54-69	L	18-56	.321	5-23	.217	13-18	.722	12	29	41	36.9	17	13	13	3	1	54	73.8	
Total		1993		722-1632	.442	202-593	.341	347-520	.667	288	709	997	36.9	440	399	327	99	165	1993	73.8	
Opponents		1980		700-1656	.423	236-662	.356	344-478	.720	286	693	979	36.3	456	384	306	91	179	1980	73.3	

Georgia Tech Averages

Games Played	Points/game	FG Pct	3FG Pct	FT Pct	Rebounds/game	Assists/game	Turnovers/game	Assist/Turnover ratio	Steals/game	Blocks/game
27	73.8	44.2	34.1	66.7	36.9	14.8	12.1	1.2	6.1	3.7



2024-25 SEASON STATISTICS - OPPONENTS GAME-BY-GAME

Opponent	Date	Score		FG-FGA	PCT	3FG-3FGA	PCT	FT-FTA	PCT	OFF	DEF	TOT	AVG	PF	A	TO	BLK	STL	PTS	AVG
West Ga.	11/06/2024	85-62	W	23-64	.359	6-15	.400	10-18	.556	6	19	25	25.0	15	10	8	6	6	62	62.0
North Florida	11/10/2024	93-105	L	37-69	.536	9-31	.290	22-29	.759	10	31	41	33.0	14	12	9	4	3	105	83.5
Texas Southern	11/12/2024	81-62	W	22-66	.333	6-14	.429	12-22	.545	14	27	41	35.7	24	12	12	2	8	62	76.3
Georgia	11/15/2024	69-77	L	26-56	.464	3-18	.167	22-31	.710	9	31	40	36.8	24	10	12	4	5	77	76.5
Cincinnati	11/23/2024	58-81	L	32-62	.516	9-22	.409	8-12	.667	9	27	36	36.6	20	16	12	5	4	81	77.4
Charleston So.	11/27/2024	91-67	W	17-56	.304	8-24	.333	25-35	.714	13	24	37	36.7	17	13	14	3	4	67	75.7
Central Ark.	11/30/2024	87-68	W	21-57	.368	14-32	.438	12-14	.857	6	22	28	35.4	13	12	8	3	3	68	74.6
at Oklahoma	12/03/2024	61-76	L	20-52	.385	10-28	.357	26-30	.867	9	28	37	35.6	16	7	7	1	8	76	74.8
at North Carolina	12/07/2024	65-68	L	23-59	.390	5-24	.208	17-21	.810	13	35	48	37.0	18	10	18	2	11	68	74.0
vs Northwestern	12/15/2024	60-71	L	26-65	.400	9-22	.409	10-16	.625	9	27	36	36.9	14	18	6	4	9	71	73.7
UMBC	12/18/2024	91-82	W	30-58	.517	10-25	.400	12-19	.632	5	21	26	35.9	19	18	13	0	9	82	74.5
Duke	12/21/2024	56-82	L	31-55	.564	10-25	.400	10-15	.667	8	28	36	35.9	13	20	10	3	5	82	75.1
Alabama A&M	12/28/2024	92-49	W	15-72	.208	8-33	.242	11-17	.647	20	19	39	36.2	17	11	19	2	11	49	73.1
Notre Dame	12/31/2024	86-75	W	27-62	.435	9-21	.429	12-14	.857	14	15	29	35.6	17	17	10	2	3	75	73.2
Boston College	01/04/2025	85-64	W	25-59	.424	5-15	.333	9-15	.600	8	23	31	35.3	21	14	13	2	3	64	72.6
at Syracuse	01/07/2025	55-62	L	26-63	.413	4-20	.200	6-9	.667	13	35	48	36.1	12	11	18	6	4	62	71.9
at SMU	01/11/2025	71-93	L	35-70	.500	14-28	.500	9-15	.600	13	24	37	36.2	17	25	10	5	15	93	73.2
Clemson	01/14/2025	59-70	L	23-52	.442	8-23	.348	16-20	.800	5	27	32	35.9	18	16	9	4	8	70	73.0
at Florida St.	01/18/2025	78-91	L	35-67	.522	9-27	.333	12-17	.706	12	27	39	36.1	18	19	8	5	8	91	73.9
Virginia Tech	01/22/2025	71-64	W	22-59	.373	11-26	.423	9-10	.900	14	25	39	36.3	17	13	17	0	5	64	73.5
at Notre Dame	01/28/2025	68-71	L	25-53	.472	10-23	.435	11-16	.688	8	24	32	36.0	13	10	10	0	4	71	73.3
Louisville	02/01/2025	77-70	W	25-55	.455	9-25	.360	11-19	.579	7	29	36	36.0	18	12	14	3	5	70	73.2
at Clemson	02/04/2025	89-86	Wot3	28-77	.364	12-37	.324	18-21	.857	16	30	46	36.5	21	12	13	8	9	86	73.7
at Virginia	02/08/2025	61-75	L	30-61	.492	11-27	.407	4-5	.800	13	25	38	36.5	13	21	8	2	5	75	73.8
Stanford	02/12/2025	60-52	W	20-66	.303	5-27	.185	7-7	1.000	13	20	33	36.4	15	13	7	7	8	52	72.9
California	02/15/2025	90-88	Wot	32-64	.500	13-26	.500	11-13	.846	12	22	34	36.3	17	17	15	2	8	88	73.5
at Boston College	02/22/2025	54-69	L	24-57	.421	9-24	.375	12-18	.667	7	28	35	36.3	15	15	6	6	8	69	73.3
Total		1980		700-1656	.423	236-662	.356	344-478	.720	286	693	979	36.3	456	384	306	91	179	1980	73.3
Georgia Tech		1993		722-1632	.442	202-593	.341	347-520	.667	288	709	997	36.9	440	399	327	99	165	1993	73.8

Opponents Averages

Games Played	Points/game	FG Pct	3FG Pct	FT Pct	Rebounds/game	Assists/game	Turnovers/game	Assist/Turnover ratio	Steals/game	Blocks/game
27	73.3	42.3	35.6	72.0	36.3	14.2	11.3	1.3	6.6	3.4



2024-25 TEAM HIGHS & LOWS

Georgia Tech - Game Highs

POINTS	93	North Florida (11/10/2024)
	92	Alabama A&M (12/28/2024)
	91	UMBC (12/18/2024)
	91	Charleston So. (11/27/2024)
	90	California (02/15/2025)
FIELD GOALS MADE	38	Charleston So. (11/27/2024)
	37	North Florida (11/10/2024)
FIELD GOAL ATTEMPTS	83	at Clemson (02/04/2025)
	79	North Florida (11/10/2024)
FIELD GOAL PERCENTAGE	.585 (31-53)	Boston College (01/04/2025)
	.566 (30-53)	Notre Dame (12/31/2024)
3 PT FG MADE	13	Central Ark. (11/30/2024)
	13	North Florida (11/10/2024)
3 PT FG ATTEMPTS	36	Texas Southern (11/12/2024)
	32	Central Ark. (11/30/2024)
3 PT FG PERCENTAGE	.550 (11-20)	California (02/15/2025)
	.500 (8-16)	UMBC (12/18/2024)
FREE THROWS MADE	26	Texas Southern (11/12/2024)
	19	UMBC (12/18/2024)
FREE THROW ATTEMPTS	34	Texas Southern (11/12/2024)
	29	UMBC (12/18/2024)
FREE THROW PERCENTAGE	.895 (17-19)	Stanford (02/12/2025)
	.818 (9-11)	at Notre Dame (01/28/2025)
REBOUNDS	56	at Clemson (02/04/2025)
	49	Texas Southern (11/12/2024)
	49	West Ga. (11/06/2024)
ASSISTS	27	Alabama A&M (12/28/2024)
	24	UMBC (12/18/2024)
STEALS	13	Alabama A&M (12/28/2024)
	12	at Syracuse (01/07/2025)
BLOCKED SHOTS	8	Alabama A&M (12/28/2024)
	6	at Notre Dame (01/28/2025)
	6	West Ga. (11/06/2024)
TURNOVERS	22	at SMU (01/11/2025)
	19	Alabama A&M (12/28/2024)
FOULS	28	Georgia (11/15/2024)
	26	Charleston So. (11/27/2024)

Opponent - Game Highs

POINTS	105	North Florida (11/10/2024)
	93	at SMU (01/11/2025)
	91	at Florida St. (01/18/2025)
	88	California (02/15/2025)
	86	at Clemson (02/04/2025)
FIELD GOALS MADE	37	North Florida (11/10/2024)
	35	at Florida St. (01/18/2025)
	35	at SMU (01/11/2025)
FIELD GOAL ATTEMPTS	77	at Clemson (02/04/2025)
	72	Alabama A&M (12/28/2024)
FIELD GOAL PERCENTAGE	.564 (31-55)	Duke (12/21/2024)
	.536 (37-69)	North Florida (11/10/2024)
3 PT FG MADE	14	at SMU (01/11/2025)
	14	Central Ark. (11/30/2024)
3 PT FG ATTEMPTS	37	at Clemson (02/04/2025)
	33	Alabama A&M (12/28/2024)
3 PT FG PERCENTAGE	.500 (14-28)	at SMU (01/11/2025)
	.500 (13-26)	California (02/15/2025)
FREE THROWS MADE	26	at Oklahoma (12/03/2024)
	25	Charleston So. (11/27/2024)
FREE THROW ATTEMPTS	35	Charleston So. (11/27/2024)
	31	Georgia (11/15/2024)
FREE THROW PERCENTAGE	1.000 (7-7)	Stanford (02/12/2025)
	.900 (9-10)	Virginia Tech (01/22/2025)
REBOUNDS	48	at Syracuse (01/07/2025)
	48	at North Carolina (12/07/2024)
ASSISTS	25	at SMU (01/11/2025)
	21	at Virginia (02/08/2025)
STEALS	15	at SMU (01/11/2025)
	11	Alabama A&M (12/28/2024)
	11	at North Carolina (12/07/2024)
BLOCKED SHOTS	8	at Clemson (02/04/2025)
	7	Stanford (02/12/2025)
TURNOVERS	19	Alabama A&M (12/28/2024)
	18	at Syracuse (01/07/2025)
	18	at North Carolina (12/07/2024)
FOULS	24	Georgia (11/15/2024)
	24	Texas Southern (11/12/2024)

Georgia Tech - Game Lows

POINTS	54	at Boston College (02/22/2025)
	55	at Syracuse (01/07/2025)
	56	Duke (12/21/2024)
	58	Cincinnati (11/23/2024)
	59	Clemson (01/14/2025)
FIELD GOALS MADE	18	at Boston College (02/22/2025)
	19	Stanford (02/12/2025)
	19	Clemson (01/14/2025)
FIELD GOAL ATTEMPTS	49	Stanford (02/12/2025)
	51	Virginia Tech (01/22/2025)
FIELD GOAL PERCENTAGE	.313 (20-64)	at North Carolina (12/07/2024)
	.321 (18-56)	at Boston College (02/22/2025)
3 PT FG MADE	3	Charleston So. (11/27/2024)
	4	at Syracuse (01/07/2025)
3 PT FG ATTEMPTS	11	Charleston So. (11/27/2024)
	15	Stanford (02/12/2025)
3 PT FG PERCENTAGE	.190 (4-21)	at Syracuse (01/07/2025)
	.217 (5-23)	at Boston College (02/22/2025)
FREE THROWS MADE	3	at Syracuse (01/07/2025)
	5	at Virginia (02/08/2025)
FREE THROW ATTEMPTS	9	at Virginia (02/08/2025)
	10	Duke (12/21/2024)
FREE THROW PERCENTAGE	.273 (3-11)	at Syracuse (01/07/2025)
	.480 (12-25)	at Clemson (02/04/2025)
REBOUNDS	24	at Virginia (02/08/2025)
	25	Duke (12/21/2024)
ASSISTS	8	at Syracuse (01/07/2025)
	8	Cincinnati (11/23/2024)
STEALS	1	at Boston College (02/22/2025)
	1	vs Northwestern (N) (12/15/2024)
BLOCKED SHOTS	1	Louisville (02/01/2025)
	1	at Florida St. (01/18/2025)
	1	Central Ark. (11/30/2024)
	1	Charleston So. (11/27/2024)
	1	Cincinnati (11/23/2024)
TURNOVERS	5	Central Ark. (11/30/2024)
	7	Charleston So. (11/27/2024)
FOULS	6	Virginia Tech (01/22/2025)
	7	at Virginia (02/08/2025)

Opponent - Game Lows

POINTS	49	Alabama A&M (12/28/2024)
	52	Stanford (02/12/2025)
	62	at Syracuse (01/07/2025)
	62	Texas Southern (11/12/2024)
	62	West Ga. (11/06/2024)
FIELD GOALS MADE	15	Alabama A&M (12/28/2024)
	17	Charleston So. (11/27/2024)
FIELD GOAL ATTEMPTS	52	Clemson (01/14/2025)
	52	at Oklahoma (12/03/2024)
FIELD GOAL PERCENTAGE	.208 (15-72)	Alabama A&M (12/28/2024)
	.303 (20-66)	Stanford (02/12/2025)
3 PT FG MADE	3	Georgia (11/15/2024)
	4	at Syracuse (01/07/2025)
3 PT FG ATTEMPTS	14	Texas Southern (11/12/2024)
	15	Boston College (01/04/2025)
	15	West Ga. (11/06/2024)
3 PT FG PERCENTAGE	.167 (3-18)	Georgia (11/15/2024)
	.185 (5-27)	Stanford (02/12/2025)
FREE THROWS MADE	4	at Virginia (02/08/2025)
	6	at Syracuse (01/07/2025)
FREE THROW ATTEMPTS	5	at Virginia (02/08/2025)
	7	Stanford (02/12/2025)
FREE THROW PERCENTAGE	.545 (12-22)	Texas Southern (11/12/2024)
	.556 (10-18)	West Ga. (11/06/2024)
REBOUNDS	25	West Ga. (11/06/2024)
	26	UMBC (12/18/2024)
ASSISTS	7	at Oklahoma (12/03/2024)
	10	at Notre Dame (01/28/2025)
	10	at North Carolina (12/07/2024)
	10	Georgia (11/15/2024)
	10	West Ga. (11/06/2024)
STEALS	3	Boston College (01/04/2025)
	3	Notre Dame (12/31/2024)
	3	Central Ark. (11/30/2024)
	3	North Florida (11/10/2024)
BLOCKED SHOTS	0	at Notre Dame (01/28/2025)
	0	Virginia Tech (01/22/2025)
	0	UMBC (12/18/2024)
TURNOVERS	6	at Boston College (02/22/2025)
	6	vs Northwestern (N) (12/15/2024)
FOULS	12	at Syracuse (01/07/2025)
	13	at Virginia (02/08/2025)
	13	at Notre Dame (01/28/2025)
	13	Duke (12/21/2024)
	13	Central Ark. (11/30/2024)



2024-25 INDIVIDUAL HIGHS

Georgia Tech - Individual Game Highs		
POINTS	28	Naitan George at Clemson (02/04/2025)
	26	Baye Ndongo vs California (02/15/2025)
	26	Naitan George vs California (02/15/2025)
	25	Lance Terry vs Central Ark. (11/30/2024)
	23	Lance Terry vs Louisville (02/01/2025)
	23	Duncan Powell vs Virginia Tech (01/22/2025)
	23	Lance Terry at Florida St. (01/18/2025)
FIELD GOALS MADE	12	Naitan George at Clemson (02/04/2025)
	11	Baye Ndongo vs California (02/15/2025)
FIELD GOAL ATTEMPTS	26	Naitan George at Clemson (02/04/2025)
	21	Lance Terry at Clemson (02/04/2025)
FIELD GOAL PERCENTAGE (min 5 made)	.833 (5-6)	Lance Terry vs Notre Dame (12/31/2024)
	.818 (9-11)	Naitan George at Notre Dame (01/28/2025)
3 PT FG MADE	5	Naitan George vs California (02/15/2025)
	5	Naitan George at Virginia (02/08/2025)
	5	Javian McCollum at SMU (01/11/2025)
	5	Lance Terry vs Alabama A&M (12/28/2024)
	5	Lance Terry at North Carolina (12/07/2024)
	5	Lance Terry vs Central Ark. (11/30/2024)
3 PT FG ATTEMPTS	13	Lance Terry at North Carolina (12/07/2024)
	11	Javian McCollum at Florida St. (01/18/2025)
	11	Kowacie Reeves Jr. vs Texas Southern (11/12/2024)
3 PT FG PERCENTAGE (min 2 made)	1.000 (2-2)	Luke O'Brien vs UMBG (12/18/2024)
	1.000 (2-2)	Duncan Powell vs Northwestern (N) (12/15/2024)
FREE THROWS MADE	11	Duncan Powell at Florida St. (01/18/2025)
	8	Lance Terry at Boston College (02/22/2025)
	8	Baye Ndongo vs Texas Southern (11/12/2024)
FREE THROW ATTEMPTS	12	Duncan Powell at Florida St. (01/18/2025)
	10	Baye Ndongo at Clemson (02/04/2025)
	10	Baye Ndongo at North Carolina (12/07/2024)
	10	Baye Ndongo vs Texas Southern (11/12/2024)
FREE THROW PERCENTAGE (min 3 made)	1.000 (6-6)	Javian McCollum vs Boston College (01/04/2025)
	1.000 (6-6)	Naitan George vs UMBG (12/18/2024)
	1.000 (6-6)	Baye Ndongo vs Georgia (11/15/2024)
	1.000 (5-5)	Naitan George vs Stanford (02/12/2025)
	1.000 (5-5)	Javian McCollum vs Notre Dame (12/31/2024)
	1.000 (5-5)	Javian McCollum vs Alabama A&M (12/28/2024)
	1.000 (4-4)	Duncan Powell vs Stanford (02/12/2025)
	1.000 (4-4)	Naitan George vs Louisville (02/01/2025)
	1.000 (4-4)	Javian McCollum vs Clemson (01/14/2025)
	1.000 (4-4)	Jaeden Mustaf vs Alabama A&M (12/28/2024)
	1.000 (4-4)	Luke O'Brien vs Northwestern (N) (12/15/2024)
	1.000 (4-4)	Jaeden Mustaf vs Northwestern (N) (12/15/2024)
	1.000 (4-4)	Lance Terry vs Central Ark. (11/30/2024)
	1.000 (4-4)	Jaeden Mustaf vs Charleston So. (11/27/2024)
	1.000 (4-4)	Lance Terry vs Georgia (11/15/2024)
	1.000 (3-3)	Naitan George vs California (02/15/2025)
	1.000 (3-3)	Baye Ndongo vs Stanford (02/12/2025)
REBOUNDS	16	Baye Ndongo vs Stanford (02/12/2025)
	15	Baye Ndongo at Boston College (02/22/2025)
ASSISTS	11	Naitan George vs Central Ark. (11/30/2024)
	10	Naitan George at SMU (01/11/2025)
	10	Naitan George vs Boston College (01/04/2025)

Georgia Tech - Individual Game Highs		
STEALS	5	Baye Ndongo vs Virginia Tech (01/22/2025)
	5	Jaeden Mustaf vs Alabama A&M (12/28/2024)
	5	Lance Terry vs Charleston So. (11/27/2024)
BLOCKED SHOTS	4	Ibrahim Souare vs Boston College (01/04/2025)
	3	Baye Ndongo vs Stanford (02/12/2025)
	3	Ibrahim Souare at Notre Dame (01/28/2025)
	3	Doryan Onwuchekwa at Oklahoma (12/03/2024)
	3	Kowacie Reeves Jr. vs West Ga. (11/06/2024)
	3	Baye Ndongo vs West Ga. (11/06/2024)
TURNOVERS	8	Naitan George at Clemson (02/04/2025)
	7	Naitan George at SMU (01/11/2025)
FOULS	5	Baye Ndongo vs Louisville (02/01/2025)
	5	Baye Ndongo at Notre Dame (01/28/2025)
	5	Baye Ndongo at Florida St. (01/18/2025)
	5	Duncan Powell vs Clemson (01/14/2025)
	5	Jaeden Mustaf at SMU (01/11/2025)
	5	Baye Ndongo vs Notre Dame (12/31/2024)
	5	Baye Ndongo at Oklahoma (12/03/2024)
	5	Doryan Onwuchekwa vs Charleston So. (11/27/2024)
	5	Doryan Onwuchekwa vs Cincinnati (11/23/2024)
	5	Luke O'Brien vs Georgia (11/15/2024)
	5	Javian McCollum vs Georgia (11/15/2024)

Opponent - Individual Game Highs		
POINTS	28	Chase Hunter at Clemson (02/04/2025)
	27	Tae Davis vs Notre Dame (12/31/2024)
	26	Markus Burton at Notre Dame (01/28/2025)
	25	Jeremiah Wilkinson vs California (02/15/2025)
	23	Ian Schieffelin at Clemson (02/04/2025)
FIELD GOALS MADE	9	Chase Hunter at Clemson (02/04/2025)
	9	Markus Burton at Notre Dame (01/28/2025)
	9	JJ Stirling at Syracuse (01/07/2025)
	9	Tae Davis vs Notre Dame (12/31/2024)
FIELD GOAL ATTEMPTS	24	Chase Hunter at Clemson (02/04/2025)
	18	Jeremiah Wilkinson vs California (02/15/2025)
	18	Brooks Barnhizer vs Northwestern (N) (12/15/2024)
FIELD GOAL PERCENTAGE (min 5 made)	1.000 (5-5)	Khaman Maluach vs Duke (12/21/2024)
	.833 (5-6)	Seth Trimble at North Carolina (12/07/2024)
3 PT FG MADE	5	Louie Jordan vs UMBG (12/18/2024)
	5	Layne Taylor vs Central Ark. (11/30/2024)
3 PT FG ATTEMPTS	13	Layne Taylor vs Central Ark. (11/30/2024)
	12	Chase Hunter at Clemson (02/04/2025)
3 PT FG PERCENTAGE (min 2 made)	1.000 (3-3)	Yohan Traore at SMU (01/11/2025)
	1.000 (2-2)	Elijah Strong at Boston College (02/22/2025)
	1.000 (2-2)	Rodney Brown Jr. vs Virginia Tech (01/22/2025)
	1.000 (2-2)	B.J. Edwards at SMU (01/11/2025)
	1.000 (2-2)	Tyler Betsey vs Cincinnati (11/23/2024)
FREE THROWS MADE	10	Jeremiah Fears at Oklahoma (12/03/2024)
	9	Ian Schieffelin at Clemson (02/04/2025)
	9	Tae Davis vs Notre Dame (12/31/2024)
	9	Jalon Moore at Oklahoma (12/03/2024)
FREE THROW ATTEMPTS	12	Taje' Kelly vs Charleston So. (11/27/2024)
	11	Jeremiah Fears at Oklahoma (12/03/2024)
FREE THROW PERCENTAGE (min 3 made)	1.000 (6-6)	Chase Hunter at Clemson (02/04/2025)
	1.000 (6-6)	Chase Hunter vs Clemson (01/14/2025)
	1.000 (5-5)	Jeremiah Wilkinson vs California (02/15/2025)
	1.000 (5-5)	Layne Taylor vs Central Ark. (11/30/2024)
	1.000 (5-5)	Silas Demary Jr. vs Georgia (11/15/2024)
	1.000 (4-4)	Jaylen Blakes vs Stanford (02/12/2025)
	1.000 (4-4)	Markus Burton at Notre Dame (01/28/2025)
	1.000 (4-4)	Myllyjael Pokat vs Virginia Tech (01/22/2025)
	1.000 (4-4)	Jaeden Zackery vs Clemson (01/14/2025)
	1.000 (4-4)	Jalen Leach vs Northwestern (N) (12/15/2024)
	1.000 (4-4)	Ian Jackson at North Carolina (12/07/2024)
	1.000 (4-4)	Aziz Bandaogo vs Cincinnati (11/23/2024)
	1.000 (3-3)	Donavin Young vs Stanford (02/12/2025)
REBOUNDS	12	Eddie Lampkin at Syracuse (01/07/2025)
	11	Mady Sissoko vs California (02/15/2025)
	11	Blake Buchanan at Virginia (02/08/2025)
	11	James Scott vs Louisville (02/01/2025)
	11	Malique Ewin at Florida St. (01/18/2025)
	11	Jalon Moore at Oklahoma (12/03/2024)
	11	Dillon Mitchell vs Cincinnati (11/23/2024)
	11	Jasai Miles vs North Florida (11/10/2024)
ASSISTS	9	Andrew Rohde at Virginia (02/08/2025)
	9	Boopie Miller at SMU (01/11/2025)
STEALS	6	B.J. Edwards at SMU (01/11/2025)
	5	Chase Hunter at Clemson (02/04/2025)

Opponent - Individual Game Highs		
BLOCKED SHOTS	4	Chad Venning at Boston College (02/22/2025)
	3	Ian Schieffelin at Clemson (02/04/2025)
	3	Brooks Barnhizer vs Northwestern (N) (12/15/2024)
	3	RJ Godfrey vs Georgia (11/15/2024)
	3	Michael Griffin vs West Ga. (11/06/2024)
TURNOVERS	7	Elliott Cadeau at North Carolina (12/07/2024)
	6	Andrej Stojakovic vs California (02/15/2025)
	6	Chase Hunter at Clemson (02/04/2025)
FOULS	5	Viktor Lakhin at Clemson (02/04/2025)
	5	Dillon Hunter at Clemson (02/04/2025)
	5	J'Vonne Hadley vs Louisville (02/01/2025)
	5	Ven-Allen Lubin at North Carolina (12/07/2024)
	5	Taje' Kelly vs Charleston So. (11/27/2024)
	5	Arrinten Page vs Cincinnati (11/23/2024)
	5	Duane Posey vs Texas Southern (11/12/2024)
	5	Jasai Miles vs North Florida (11/10/2024)



2024-25 BOX SCORES



Official Basketball Box Score - Final West Ga. at Georgia Tech

11/09/24 McCarroll Pavilion, Atlanta
2024-25 Men's Basketball

Game Time: 7:30 PM
Game Duration: 2:02
Attendance: 3,530

Officials: Eric Lewis, Jeff Fox, Kellen Milner

West Ga. - 62

Record: 0-2

NO. Name	Min	FG M-A	3P M-A	FT M-A	Rebounds OR DR TOT	Fouls PF FD	TP	AS	TO	ST	Blocks BS BA	+/-
5 Shelton Williams-Dryden	28:05	5-11	0-0	3-4	2 3 5	1 2	13	1	1	1	0 0	-21
11 Kolten Griffin	F 34:28	4-11	1-3	2-2	0 3 3	2 1	11	2	2	0	2 0	-25
0 Kyrin Davis	G 20:35	3-10	0-0	0-0	1 1 2	1 0	6	1	1	1	0 4	-21
2 Demetrius Johnson II	G 29:15	1-11	0-4	4-6	1 3 4	0 3	6	2	1	1	0 1	-21
10 Michael Griffin	G 23:36	2-3	1-1	1-4	0 1 1	1 3	6	0	1	1	3 0	-24
1 Brady Hardewig	24:38	2-4	1-3	0-0	0 3 3	2 0	5	2	1	2	0 0	-6
24 Tamaury Releford	11:55	2-6	0-0	0-0	2 2 4	3 4	4	0	0	0	0 0	-2
4 Rickey Ballard	17:13	3-7	2-3	0-0	0 1 1	4 1	8	1	0	0	1 1	-1
21 Tauris Watson	10:15	1-1	1-1	0-2	0 0 0	1 2	3	1	0	0	0 0	4
Team					0 2 2	0			0	1		
Totals	23:64	6-15	10-18	6 19	25	15	16	62	10	8	6 6	-23

Technical Fouls: NONE

Georgia Tech - 85

Record: 1-0

NO. Name	Min	FG M-A	3P M-A	FT M-A	Rebounds OR DR TOT	Fouls PF FD	TP	AS	TO	ST	Blocks BS BA	+/-
11 Baye Ndongo	F 23:32	3-5	0-0	4-6	1 6 7	2 6	10	4	2	0	3 1	16
1 Nathaniel George	G 23:04	2-6	1-3	2-3	0 1 1	1 2	7	7	1	0	0 0	23
2 Javian McCollum	G 30:05	7-12	3-6	1-1	1 3 4	0 1	18	5	3	4	0 1	32
9 Luke O'Brien	G 21:46	4-9	0-4	0-1	1 9 10	1 1	8	1	2	0	0 1	21
14 Kowacie Reeves Jr.	G 25:28	6-13	1-5	2-2	1 3 4	1 1	15	0	0	1	3 0	17
0 Lance Terry	23:32	4-7	1-3	0-0	0 1 2	3 3	2	9	1	1	0 0	-1
3 Jaeden Mustaf	14:50	2-5	0-0	0-0	1 1 2	0 0	4	2	0	0	0 2	-2
31 Duncan Powell	16:07	3-5	1-3	2-2	1 0 1	3 1	9	0	0	0	0 0	6
45 Doryan Onwuchekwa	11:01	2-5	0-0	0-0	3 4 7	3 0	4	0	0	0	0 0	6
10 Darrion Sutton	06:33	0-1	0-1	0-0	0 0 0	2 0	0	0	0	1	0 0	-2
30 Ibrahim Souare	04:02	0-0	0-0	1-2	0 3 3	0 1	1	0	0	0	0 0	-1
Team					3 4 7	0		2				
Totals	33:68	7-27	12-17	13 36	49	16	15	85	20	12	5 6	23

Technical Fouls: NONE

	WestGa	GaTech
Biggest lead	0 (1 st 20:00)	30 (2 nd 12:23)
Best Scoring Run	5 (1 st 14:49)	7 (1 st 12:29)
Lead Changes	0	
Times Tied	0	
Time with Lead	00:00	39:35

Points from	WestGa	GaTech
Turnovers	5	9
Paint	24	48
Second Chance	10	22
Fast Breaks	7	17
Bench	20	27

Period by Period Scoring	1st	2nd	TOT
WestGa	29	33	62
GaTech	50	35	85



Official Basketball Box Score - Final North Florida at Georgia Tech

11/10/24 McCarroll Pavilion, Atlanta
2024-25 Men's Basketball

Game Time: 1:00 PM
Game Duration: 2:12
Attendance: 3,553

Officials: Ted Valentine, Bill Covington Jr., Mark Schur

North Florida - 105

Record: 3-0

NO. Name	Min	FG M-A	3P M-A	FT M-A	Rebounds OR DR TOT	Fouls PF FD	TP	AS	TO	ST	Blocks BS BA	+/-
10 Josh Harris	F 28:15	8-10	0-0	6-8	4 3 7	3 5	22	1	0	1	0 0	8
0 Jasai Miles	G 32:45	5-12	2-8	6-7	1 10 11	5 4	18	4	2	0	1 1	9
2 Nate Litteras	G 31:21	7-11	2-4	2-3	1 4 5	1 2	18	1	1	0	2 0	5
4 Jaylen Smith	G 28:48	6-14	3-8	0-0	0 6 6	2 1	15	5	2	0	1 0	8
33 Oscar Berry	G 18:41	0-2	0-2	0-0	0 3 3	0 1	0	0	0	0	0 0	0
7 Liam Murphy	21:14	3-6	2-4	2-2	2 0 2	1 1	10	0	2	0	1 1	13
11 Kamrin Oriol	21:42	4-8	0-4	4-6	0 2 2	2 3	12	0	0	1	0 0	10
5 Dante Oliver	04:06	1-1	0-0	1-1	0 1 1	0 1	3	0	1	0	0 0	2
55 Ametri Moss	13:08	3-5	0-1	1-2	1 0 1	0 2	7	1	0	1	0 0	5
Team					1 2 3	0		0	1			
Totals	37:69	9-31	22-29	10 31	41	14	20	105	12	9	3 4	2

Technical Fouls: Miles 2nd 1:30

Georgia Tech - 93

Record: 1-1

NO. Name	Min	FG M-A	3P M-A	FT M-A	Rebounds OR DR TOT	Fouls PF FD	TP	AS	TO	ST	Blocks BS BA	+/-
11 Baye Ndongo	F 28:50	9-18	1-1	1-3	7 10 17	4 4	20	3	1	1	0 0	-1
1 Nathaniel George	G 35:27	2-5	1-3	0-0	0 6 6	3 1	5	7	1	1	0 0	-8
2 Javian McCollum	G 33:22	5-9	2-4	2-2	0 3 3	3 3	14	6	3	0	0 1	-4
9 Luke O'Brien	G 27:35	6-10	1-3	2-2	3 5 8	3 1	15	1	1	0	0 0	-7
14 Kowacie Reeves Jr.	G 30:49	6-12	4-9	1-2	1 0 1	4 1	17	3	0	1	2 0	-13
0 Lance Terry	25:01	5-10	4-7	0-0	0 3 3	2 0	14	1	3	1	0 0	-11
31 Duncan Powell	12:26	2-10	0-2	0-3	5 1 6	1 2	4	1	1	0	0 3	-10
45 Doryan Onwuchekwa	06:30	2-5	0-0	0-0	1 0 1	0 1	4	0	0	0	0 0	-6
Team					0 0 0	0		0	0			
Totals	37:79	13-29	6-12	13 25	38	20	13	93	22	10	4 2	4

Technical Fouls: NONE

	UNF	GaTech
Biggest lead	21 (2 nd 6:14)	9 (1 st 14:42)
Best Scoring Run	14 (2 nd 11:08)	10 (2 nd 2:50)
Lead Changes	7	
Times Tied	7	
Time with Lead	23:28	13:25

Points from	UNF	GaTech
Turnovers	13	17
Paint	52	46
Second Chance	16	10
Fast Breaks	14	15
Bench	32	22

Period by Period Scoring	1st	2nd	TOT
UNF	53	52	105
GaTech	49	44	93



Official Basketball Box Score - Final Texas Southern at Georgia Tech

11/12/24 McCarroll Pavilion, Atlanta
2024-25 Men's Basketball

Game Time: 7:30 PM
Game Duration: 2:23
Attendance: 3,384

Officials: Roger Ayers, Bart Linn, Claire Aubry

Texas Southern - 62

Record: 1-3

NO. Name	Min	FG M-A	3P M-A	FT M-A	Rebounds OR DR TOT	Fouls PF FD	TP	AS	TO	ST	Blocks BS BA	+/-
1 Kenny Hunter	F 29:20	3-10	0-0	0-0	2 7 9	1 1	6	1	2	0	0 1	-16
25 Grayson Carter	F 16:49	3-6	2-4	0-0	1 0 1	4 2	8	1	1	0	1 0	0
0 Jaylin Jackson-Posey	G 10:47	0-2	0-0	0-0	0 1 1	1 0	0	0	0	2	0 0	-8
2 Kavion McClain	G 32:32	2-9	1-1	0-1	1 3 4	1 3	5	3	1	0	1 0	-20
8 Alex Anderson	G 21:02	0-3	0-0	0-4	3 2 5	3 2	0	2	3	0	0 0	-9
14 Kolby Granger	19:27	0-2	0-1	5-6	0 0 2	0 2	5	1	0	2	0 0	-2
4 Josh Farmer	11:10	2-8	0-0	2-5	0 3 3	1 4	6	0	0	1	1 1	-11
5 Jaylen Wysinger	18:47	2-8	0-4	2-2	1 2 3	3 1	6	0	1	0	0 0	-16
7 Zaire Hayes	11:47	3-7	2-3	0-0	0 0 0	4 0	8	2	1	0	0 1	7
23 Dunae Posey	18:13	6-9	0-0	3-4	4 2 6	3 5	15	0	1	2	0 0	-6
3 Oumar Koureissi	01:55	0-0	0-0	0-0	0 0 0	0 0	0	0	0	0	0 0	-5
32 Kahlin Farooq	08:11	1-2	1-1	0-0	1 1 2	1 0	3	0	0	0	0 1	-13
Team					1 4 5	0		0				
Totals	22:66	6-14	12-22	14 27	41	24	18	62	12	12	8 2	5

Technical Fouls: Anderson 1st 10:28

Georgia Tech - 81

Record: 2-4

NO. Name	Min	FG M-A	3P M-A	FT M-A	Rebounds OR DR TOT	Fouls PF FD	TP	AS	TO	ST	Blocks BS BA	+/-
11 Baye Ndongo	F 32:51	5-10	1-1	8-10	4 7 11	4 6	19	1	2	1	0 1	30
45 Doryan Onwuchekwa	C 27:03	0-2	0-2	0-3	2 7 9	4 3	0	1	0	0	2 0	-17
1 Nathaniel George	G 36:34	3-9	3-8	7-8	1 2 3	0 4	16	6	3	1	0 0	11
2 Javian McCollum	G 30:23	4-9	2-5	4-5	0 5 5	2 6	14	1	4	0	1 0	7
14 Kowacie Reeves Jr.	G 32:30	6-17	3-11	0-0	2 5 7	2 0	15	3	2	1	2 1	20
0 Lance Terry	24:38	3-8	2-7	5-6	1 0 1	2 3	13	2	1	0	0 0	21
30 Ibrahim Souare	06:48	0-0	0-0	0-0	3 2 5	4 0	0	0	2	0	0 0	0
31 Duncan Powell	09:13	1-3	0-2	2-2	0 2 2	1 1	4	0	0	0	0 0	-11
Team					1 5 6	0		0				
Totals	22:58	11-36	26-34	14 35	49	19	23	81	14	14	3 5	2

Technical Fouls: Souare 1st 10:28

	TSU	GaTech
Biggest lead	2 (1 st 15:25)	30 (2 nd 12:20)
Best Scoring Run	6 (2 nd 4:55)	12 (1 st 3:41)
Lead Changes	6	
Times Tied	1	
Time with Lead	02:35	36:02

Points from	TSU	GaTech
Turnovers	10	17
Paint	20	12
Second Chance	10	18
Fast Breaks	12	6
Bench	43	17

Period by Period Scoring	1st	2nd	TOT
TSU	25	37	62
GaTech	49	32	81



Official Basketball Box Score - Final Georgia at Georgia Tech

11/15/24 McCarroll Pavilion, Atlanta
2024-25 Men's Basketball

Game Time: 8:00 PM
Game Duration: 2:38
Attendance: 6,622


Officials: Lee Cassel, Pat Adams, Jeb Harless

Georgia - 77

Record: 4-0

NO.	Name	Min	FG M-A	3P M-A	FT M-A	Rebounds OR DR TOT	Fouls PF FD	TP	AS	TO	ST	Blocks BS BA	+/-
10	RJ Godfrey	F 28:05	2-5	0-0	0-1	1 4 5	4 2	4	0	0	1	3 0	8
14	Asa Newell	F 32:06	6-12	1-3	1-3	3 4 7	2 3	14	1	3	2	0 2	1
0	Blue Cain	G 30:38	3-9	1-4	3-4	0 6 6	3 3	10	1	1	0	0 0	10
5	Silas Demary Jr.	G 34:01	6-10	1-4	5-5	0 7 7	4 8	18	3	2	1	0 0	-11
7	Tyrin Lawrence	G 24:01	1-3	0-1	7-9	0 3 3	4 7	9	4	1	0	0 0	13
1	Dakota Laffey	27:21	3-10	0-6	5-7	1 4 5	4 3	11	0	1	0	0 1	5
6	Somto Cyril	13:38	4-6	0-0	1-2	3 1 4	2 1	9	0	2	0	0 0	1
25	Justin Abson	06:03	1-2	0-0	0-0	1 0 1	0 0	2	1	1	0	1 0	3
3	Savio Drezgic	03:00	0-0	0-0	0-0	1 1 0	0 0	0	0	1	0	0 0	1
13	Dylan James	01:07	0-0	0-0	0-0	0 0 0	1 0	0	0	0	0	0 0	-2
Team						0 1 1	0	0	0	0			
Totals			26:56	3-18	22-31	9 31 40	24 27	77	10	12	5	4 3 8	

2024-25 BOX SCORES



Official Basketball Box Score - Final

Cincinnati at Georgia Tech

11/23/24 McCarthey Pavilion, Atlanta

2024-25 Men's Basketball

Game Time: 2:00 PM

Game Duration: 2:01

Attendance: 4,970

Cincinnati - 81

Record: 5-0

NO. Name	Min	FG M-A	3P M-A	FT M-A	Rebounds OR DR TOT	Fouls PF FD	TP	AS	TO	ST	Blocks BS BA	+/-	Shooting By Period				
23 Dillon Mitchell	F 30:22	6-10	1-2	1-4	2 9 11	1 3 14	1	0	1	1	0	23	1st FG% 18.30 60.0%	3PT% 4-8 50.0%	FT% 1-4 25.0%	GMFG% 14-32 43.8%	
41 Simas Lukausius	F 30:12	4-11	2-5	2-2	1 1 2	0 2 12	1	2	0	0	1	14	2nd FG% 5-6 83.3%	3PT% 5-14 35.7%	FT% 3-6 50.0%	GMFG% 32-62 51.6%	
55 Aziz Bandagoo	C 28:40	2-4	0-0	4-4	2 4 6	2 6 8	1	2	1	2	0	17	3rd FG% 9-22 40.9%	3PT% 8-12 66.7%	FT% 8-12 66.7%	GMFG% 20-50 40.0%	
2 Jizzle James	G 28:51	7-13	0-5	0-0	1 1 2	3 1 14	7	1	2	1	0	23	FT% 8-12 66.7%	GMFG% 20-50 40.0%	FT% 8-12 66.7%	GMFG% 20-50 40.0%	
8 Connor Hickman	G 25:26	6-8	2-3	0-0	0 5 5	1 0 14	3	1	0	0	0	8	GMFG% 32-62 51.6%	3PT% 9-22 40.9%	FT% 8-12 66.7%	GMFG% 20-50 40.0%	
14 Tyler Betsey	17:18	2-5	2-2	0-0	2 3 5	3 0 6	1	1	0	1	0	11	FT% 8-12 66.7%	GMFG% 20-50 40.0%	FT% 8-12 66.7%	GMFG% 20-50 40.0%	
22 Arrinton Page	07:03	2-3	0-0	0-0	0 0 0	5 0 4	0	1	0	0	0	2	FT% 8-12 66.7%	GMFG% 20-50 40.0%	FT% 8-12 66.7%	GMFG% 20-50 40.0%	
1 Day Day Thomas	15:36	2-3	2-3	0-0	0 1 1	3 1 6	2	2	0	0	0	1	FT% 8-12 66.7%	GMFG% 20-50 40.0%	FT% 8-12 66.7%	GMFG% 20-50 40.0%	
10 Josh Reed	13:45	0-3	0-2	1-2	1 0 1	1 1 1	0	0	0	0	0	8	FT% 8-12 66.7%	GMFG% 20-50 40.0%	FT% 8-12 66.7%	GMFG% 20-50 40.0%	
3 Rayvon Griffith	01:54	1-2	0-0	0-0	0 1 1	0 0 2	0	0	0	0	0	1	FT% 8-12 66.7%	GMFG% 20-50 40.0%	FT% 8-12 66.7%	GMFG% 20-50 40.0%	
65 Halvine Dzelat	00:53	0-0	0-0	0-0	0 0 0	1 0 1	0	0	0	0	0	-3	FT% 8-12 66.7%	GMFG% 20-50 40.0%	FT% 8-12 66.7%	GMFG% 20-50 40.0%	
Team					0 2 2	0	2	0	0	0	0	-3	FT% 8-12 66.7%	GMFG% 20-50 40.0%	FT% 8-12 66.7%	GMFG% 20-50 40.0%	
Totals		32-62	9-22	8-12	9 27 36	20 14	81	16	12	4	5	1	23	FT% 8-12 66.7%	GMFG% 20-50 40.0%	FT% 8-12 66.7%	GMFG% 20-50 40.0%

Technical Fouls: NONE

Georgia Tech - 58

Record: 2-3

NO. Name	Min	FG M-A	3P M-A	FT M-A	Rebounds OR DR TOT	Fouls PF FD	TP	AS	TO	ST	Blocks BS BA	+/-	Shooting By Period				
11 Baye Ndongo	F 24:03	2-4	0-0	1-4	1 5 6	3 4 5	1	3	0	0	1	-18	1st FG% 11-33 33.3%	3PT% 2-11 18.2%	FT% 1-5 20.0%	GMFG% 1-5 20.0%	
45 Doryan Onwuchekwa	C 20:34	3-7	0-2	0-0	2 2 4	5 0 6	1	0	1	0	0	9	2nd FG% 5-7 71.4%	3PT% 5-7 71.4%	FT% 4-6 66.7%	GMFG% 1-5 20.0%	
1 Naithan George	G 27:14	5-9	3-6	0-0	0 0 0	1 1 13	1	2	0	0	0	-27	3rd FG% 10-28 35.7%	3PT% 3-9 33.3%	FT% 8-14 57.1%	GMFG% 17-56 30.4%	
2 Javian McCollum	G 14:03	2-5	1-2	0-0	0 2 2	0 1 4	0	5	2	0	0	-8	FT% 8-14 57.1%	GMFG% 17-56 30.4%	FT% 8-14 57.1%	GMFG% 17-56 30.4%	
14 Kowacie Reeves Jr.	G 21:08	1-6	1-4	0-1	0 1 1	2 1 3	0	0	1	1	0	-11	FT% 8-14 57.1%	GMFG% 17-56 30.4%	FT% 8-14 57.1%	GMFG% 17-56 30.4%	
0 Lance Terry	29:06	2-11	0-4	3-4	1 0 1	0 3 7	0	2	2	0	0	-14	FT% 8-14 57.1%	GMFG% 17-56 30.4%	FT% 8-14 57.1%	GMFG% 17-56 30.4%	
3 Jaeden Mustaf	14:13	0-5	0-0	2-2	1 0 1	0 3 2	3	1	0	0	3	-9	FT% 8-14 57.1%	GMFG% 17-56 30.4%	FT% 8-14 57.1%	GMFG% 17-56 30.4%	
9 Luke O'Brien	22:43	2-5	0-1	0-0	2 3 5	2 1 4	0	0	0	1	0	-16	FT% 8-14 57.1%	GMFG% 17-56 30.4%	FT% 8-14 57.1%	GMFG% 17-56 30.4%	
31 Duncan Powell	22:39	3-6	0-1	4-5	1 2 3	1 4 10	0	0	0	1	0	-6	FT% 8-14 57.1%	GMFG% 17-56 30.4%	FT% 8-14 57.1%	GMFG% 17-56 30.4%	
30 Ibrahim Souare	03:24	1-1	0-0	1-4	1 0 1	0 2 3	0	0	0	0	0	-3	FT% 8-14 57.1%	GMFG% 17-56 30.4%	FT% 8-14 57.1%	GMFG% 17-56 30.4%	
35 Emmer Nichols	00:53	0-0	0-0	0-0	0 0 0	0 0 0	0	0	0	0	0	3	FT% 8-14 57.1%	GMFG% 17-56 30.4%	FT% 8-14 57.1%	GMFG% 17-56 30.4%	
Team					3 2 5	0	1	0	1	5	5	-23	FT% 8-14 57.1%	GMFG% 17-56 30.4%	FT% 8-14 57.1%	GMFG% 17-56 30.4%	
Totals		21-59	5-20	11-20	12 17 29	14 20	58	8	12	5	1	5	23	FT% 8-14 57.1%	GMFG% 17-56 30.4%	FT% 8-14 57.1%	GMFG% 17-56 30.4%

Technical Fouls: NONE

Cincinnati at Georgia Tech

Game Time: 7:30 PM

Game Duration: 2:16

Attendance: 3,414

Record: 5-0

Officials: Clarence Armstrong, Mark Schnur, Connor Penn

NO. Name	Min	FG M-A	3P M-A	FT M-A	Rebounds OR DR TOT	Fouls PF FD	TP	AS	TO	ST	Blocks BS BA	+/-	Shooting By Period				
2 Tajer Kelly	F 35:40	6-17	1-4	7-12	0 5 5	5 8	20	3	2	0	0	-12	1st FG% 8-27 29.6%	3PT% 8-13 23.1%	FT% 13-19 68.4%	GMFG% 9-29 31.0%	
23 Reis Jones	F 15:58	1-1	0-0	3-4	2 4 6	3 2	5	0	0	0	1	-13	2nd FG% 5-14 35.7%	3PT% 5-11 45.5%	FT% 12-16 75%	GMFG% 17-56 30.4%	
30 Thompson Camara	F 26:03	5-10	4-7	0-0	2 1 3	1 1	14	0	0	1	0	-21	3rd FG% 9-22 40.9%	3PT% 8-12 66.7%	FT% 8-12 66.7%	GMFG% 20-50 40.0%	
5 Derrick Harris Jr.	G 16:38	0-4	0-0	0-0	1 2 3	2 0	0	2	2	1	0	-10	FT% 8-12 66.7%	GMFG% 20-50 40.0%	FT% 8-12 66.7%	GMFG% 20-50 40.0%	
7 Daylen Berry	G 39:17	0-6	0-3	8-9	0 3 3	2 8	8	6	5	2	1	-24	FT% 8-12 66.7%	GMFG% 20-50 40.0%	FT% 8-12 66.7%	GMFG% 20-50 40.0%	
1 Lamar Oden Jr.	21:32	2-6	2-5	2-4	2 2 4	0 2	6	0	1	0	0	-14	FT% 8-12 66.7%	GMFG% 20-50 40.0%	FT% 8-12 66.7%	GMFG% 20-50 40.0%	
8 Jaylon Gibson	21:53	2-6	0-0	3-4	3 3 6	1 3	7	1	1	0	1	-8	FT% 8-12 66.7%	GMFG% 20-50 40.0%	FT% 8-12 66.7%	GMFG% 20-50 40.0%	
10 Keenan Wilkins	20:50	1-6	1-5	2-2	0 3 3	0 2	5	1	2	0	0	-15	FT% 8-12 66.7%	GMFG% 20-50 40.0%	FT% 8-12 66.7%	GMFG% 20-50 40.0%	
34 Lase Olatere	02:09	0-0	0-0	0-0	0 1 1	0 0	0	0	0	0	0	-3	FT% 8-12 66.7%	GMFG% 20-50 40.0%	FT% 8-12 66.7%	GMFG% 20-50 40.0%	
Team					1 2 3	0	0	0	0	0	0	0	FT% 8-12 66.7%	GMFG% 20-50 40.0%	FT% 8-12 66.7%	GMFG% 20-50 40.0%	
Totals		38-72	3-11	12-20	13 29 42	26 17	91	18	7	10	1	3	24	FT% 8-14 57.1%	GMFG% 17-56 30.4%	FT% 8-14 57.1%	GMFG% 17-56 30.4%

Technical Fouls: NONE

Cincinnati at Georgia Tech

Game Time: 1:00 PM

Game Duration: 2:04

Attendance: 3,414

Record: 2-5

Officials: Ted Valentine, Tim Coughney, Ben Str

NO. Name	Min	FG M-A	3P M-A	FT M-A	Rebounds OR DR TOT	Fouls PF FD	TP	AS	TO	ST	Blocks BS BA	+/-	Shooting By Period			
23 Diogo Seixas	F 22:32	0-3	0-3	0-0	0 3 3	0 0	1	2	0	0	0	-18	1st FG% 13-28 46.4%	3PT% 8-16 50.0%	FT% 4-5 80%	GMFG% 1-5 20.0%
3 Brayden Fagbemi	G 37:43	5-11	3-7	2-2	0 6 6	1 2 15	3	2	1	0	1	-20	2nd FG% 8-29 27.6%	3PT% 6-16 37.5%	FT% 8-9 88.9%	GMFG% 21-57 36.8%
15 Michael Evagharu	G 32:47	3-5	1-1	1-2	1 4 5	2 1 8	1	2	0	0	0	-9	3rd FG% 6-16 37.5%	3PT% 8-9 88.9%	FT% 12-14 85.7%	GMFG% 20-50 40.0%
25 Elias Cato	G 34:00	5-13	3-5	4-5	1 3 4	2 7 17	1	1	0	2	0	-18	FT% 8-12 66.7%	GMFG% 20-50 40.0%	FT% 8-12 66.7%	GMFG% 20-50 40.0%
32 Layne Taylor	G 35:41	5-15	5-13	5-5	1 2 3	3 2 30	5	1	0	0	0	-18	FT% 8-12 66.7%	GMFG% 20-50 40.0%	FT% 8-12 66.7%	GMFG% 20-50 40.0%

2024-25 BOX SCORES

NCAA

<

NCAA

Official Basketball Box Score - Final

Georgia Tech at Northwestern

12/15/24 Fiserv Forum, Milwaukee

2024-25 Men's Basketball

Game Time: 3:35 PM

Game Duration: 1:51

Georgia Tech - 60

Record: 4-6

Officials: Doug Simmons, Ron Groover, Bert Smith

NO. Name	Min	FG	3P	FT	Rebounds	Fouls	TP	AS	TO	ST	Blocks	+/-
		M-A	M-A	M-A	OR DR TOT	PF FO					BS BA	
11 Baye Ndongo	F 18:15	2-4	0-0	0-2	1 4 5	2 2	4	0	3	0	1	-20
45 Doryan Onwuchekwa	C 07:53	0-1	0-0	0-0	0 0 0	3 0	0	0	0	0	0	1
0 Lance Terry	G 34:28	7-16	2-7	1-2	1 3 4	0 3	17	2	3	0	1	-10
1 Naithan George	G 30:00	1-6	1-3	0-0	1 7 7	2 1	3	7	3	0	0	-1
9 Luke O'Brien	G 22:00	1-6	0-4	4-4	1 1 2	1 2	6	0	1	0	0	-17
2 Javian McCollum	23:08	1-5	1-4	0-0	2 2 2	2 0	3	2	1	1	0	-22
31 Duncan Powell	12:22	2-2	2-2	0-0	0 5 5	0 0	6	2	2	0	0	4
12 Ryan Mutombo	21:33	5-8	0-0	0-1	1 6 7	1 2	10	1	1	0	2	2
3 Jaeden Mustaf	26:30	3-8	1-3	4-4	2 4 6	4 11	1	0	0	0	0	1
10 Darrion Sutton	03:15	0-0	0-0	0-0	0 0 0	0 0	0	0	0	0	0	7
Team					2 2 4	0	1	0	1	0	0	7
Totals		22-56	7-24	9-13	8 34 42	15 14	60	14	16	1	4	-11

Shooting By Period

1 st FG%	9-28	32.1%
3PT%	4-13	30.8%
FT%	4-4	100%

2nd FG%

13-28

46.4%

3PT%

3-11

27.3%

FT%

5-9

55.6%

GM FG%

22-56

39.3%

3PT%

7-24

29.2%

FT%

9-13

69.2%

Dead Ball Rebounds: 2-0

Northwestern - 71

Record: 9-3

Technical Fouls: NONE

NO. Name	Min	FG	3P	FT	Rebounds	Fouls	TP	AS	TO	ST	Blocks	+/-
		M-A	M-A	M-A	OR DR TOT	PF FO					BS BA	
2 Nick Martinelli	F 38:15	7-12	2-3	0-0	3 3 3	2 0	16	3	1	1	0	12
34 Matthew Nicholson	C 21:36	2-4	0-0	0-2	3 5 8	4 3	4	3	1	0	0	14
1 Jalen Leach	G 29:43	5-16	2-7	4-4	0 1 1	3 4	16	2	2	3	1	0
3 Ty Berry	G 36:15	4-8	3-5	0-0	0 5 5	0 2	11	2	0	2	0	9
13 Brooks Barnhizer	G 37:12	6-18	2-5	6-10	1 9 10	1 6	20	3	1	3	3	13
20 Justin Mullins	19:35	1-3	0-1	0-1	1 2 1	0 2	2	0	0	0	0	-10
33 Luke Hunger	17:25	1-4	0-1	0-0	1 0 1	3 0	2	5	1	1	0	-1
Team					3 3 6	0	0	0	0	0	0	0
Totals		26-65	9-22	10-16	9 27 36	14 15	71	18	6	9	4	-11

Shooting By Period

1 st FG%	10-31	32.3%
3PT%	5-12	41.7%
FT%	6-8	75%

2nd FG%

16-34

47.1%

3PT%

4-10

40.0%

FT%

4-8

50%

GM FG%

26-65

40.0%

3PT%

9-22

40.9%

FT%

10-16

62.5%

Dead Ball Rebounds: 2-1

Biggest lead

0 (1st 20:00)

22 (2nd 6:39)

Best Scoring Run

7 (2nd 10:45)

11 (1st 14:50)

Lead Changes

0

0

Times Tied

0

0

Time with Lead

00:00

39:42

Points from Turnovers

6

11

Paint

28

28

Second Chance

4

6

Fast Breaks

0

19

Bench

30

4

Period by Period Scoring

	1st	2nd	TOT
GAT	26	34	60

NTW

31

40

71

GT

Official Basketball Box Score - Final

UMBC at Georgia Tech

12/18/24 McComish Pavilion, Atlanta

2024-25 Men's Basketball

Game Time: 7:30 PM

Game Date: 2/8/24

Attendance: 3,494

UMBC - 82

Record: 3-6

Officials: Clarence Armstrong, Chuck Jones, Courtney Green

NO. Name	Min	FG M-A	3P M-A	FT M-A	Rebounds OR	Rebounds DR	Fouls PF	Fouls FT	TP	AS	TO	ST	Blocks BS	BA	+/-
2 Josh Odunowo	21:19	1-5	0-0	0-0	0	2	2	2	0	2	1	4	1	0	-19
6 Louis Jordan	31:17	5-10	5-10	2-4	0	4	4	1	3	17	3	1	0	0	-4
1 Ace Valentine	37:06	7-10	1-2	1-2	0	3	3	4	2	16	4	0	0	0	-3
23 Bryce Johnson	G 35:25	8-15	2-5	3-4	0	5	5	1	14	21	4	1	2	0	-5
24 Marcus Banks	G 42:26	3-8	2-6	0-0	0	2	2	2	0	8	2	1	0	0	-11
10 Devan Sapp	10:54	1-4	0-2	0-0	0	1	1	1	0	2	0	0	0	0	3
20 JC Harris	04:30	1-1	0-0	0-0	0	0	0	0	0	2	0	0	0	0	-7
4 Marlon Short	19:13	1-2	0-0	4-6	0	1	1	3	4	6	5	0	0	0	1
0 Regimantas Ciumys	14:40	3-3	0-0	2-3	0	2	2	4	2	8	1	0	2	0	3
3 Chaydon Stone	02:56	0-0	0-0	0-0	0	0	0	0	1	0	0	1	0	0	-5
5 Daylon Dickerson	00:14	0-0	0-0	0-0	0	0	0	0	0	0	0	0	0	0	0
Team					3	1	4			0	0				
Totals		30-58	10-25	12-19	5	21	26	19	15	82	18	3	9	0	5

Shooting By Period

1st FG% 13-30 43.3%

3PT% 5-16 31.3%

FT% 3-6 50%

2nd FG% 17-28 60.7%

3PT% 5-9 55.6%

FT% 9-13 69.2%

GMFG% 30-58 51.7%

3PT% 10-25 40.0%

FT% 12-19 63.2%

Dead Ball Rebounds: 2, 0

Georgia Tech - 91

Record: 5-6

Technical Fouls: NONE

NO. Name	Min	FG M-A	3P M-A	FT M-A	Rebounds OR	Rebounds DR	Fouls PF	Fouls FT	TP	AS	TO	ST	Blocks BS	BA	+/-
11 Baye Ndongo	F 29:25	7-15	0-0	3-5	6	3	4	9	1	3	17	4	3	3	1
12 Ryan Mutombo	C 13:09	2-5	0-0	2-3	3	6	3	7	1	3	6	0	2	0	-2
0 Lance Terry	G 24:12	5-10	3-5	2-2	1	4	4	5	3	3	15	3	4	1	0
1 Nathanael George	G 38:19	5-9	2-5	6-6	0	3	3	2	3	3	18	3	2	0	0
3 Jaeden Mustrie	G 34:04	7-14	1-3	0-2	1	4	5	4	1	15	5	1	1	0	0
9 Luke O'Brien	18:45	2-2	2-2	1-2	1	3	4	2	1	7	1	0	0	0	20
2 Javian McCollum	18:06	1-3	0-1	3-4	0	0	1	1	2	5	0	0	0	0	11
3 Duncan Powell	12:28	2-2	0-0	0-1	1	3	4	0	1	5	0	1	1	0	2
10 Darriion Sutton	11:20	1-1	0-0	2-4	1	2	3	1	2	4	0	0	1	0	3
Team					0	2	1			0	0				
Totals		32-61	8-16	19-29	14	28	42	15	19	91	24	14	7	5	9

Shooting By Period

1st FG% 21-34 61.8%

3PT% 4-6 66.7%

FT% 7-10 70%

2nd FG% 11-27 40.0%

3PT% 4-10 40.0%

FT% 12-19 63.2%

GMFG% 32-61 52.5%

3PT% 8-16 50.0%

FT% 19-29 65.5%

Dead Ball Rebounds: 4, 0

UMBC

GaTech

Biggest lead

9 (1st 16:34)

22 (2nd 14:50)

Best Scoring Run

11 (1st 16:34)

19 (1st 12:24)

Lead Changes

2

Times Tied

0

Time with Lead

03:52

34:25

Points from Turnovers

16

25

Paint

32

42

Second Chance

3

5

Fast Breaks

32

12

Bench

18

20

Period by Period Scoring

1st

2nd

OT

UMBC

34

48


82

GaTech

53

38

91



Official Basketball Score Sheet - Final

Duke at Georgia Tech

12/21/04 McCarish Pavilion, Atlanta

2024-25 Men's Basketball

Game Time: 12:00 PM

Game Duration: 1:57

Attendance: 8,005

Duke - 82

Officials: Lee Cassell, Tommy Morrissey, Tony Henderson

Record: 10-2 (2-0)

Shooting By Period									
1 st FG%	15-24	62.5%							
3PT%	6-13	46.2%							
FT%	5-9	55.6%							
2 nd FG%	16-31	51.6%							
3PT%	4-12	33.3%							
FT%	5-8	83.3%							
GMP%	31-55	56.4%							
3PT%	10-25	40.0%							
FT%	10-15	66.7%							
Dead Ball Rebounds: 3-1									

NO. Name	Min	FG		3P		FT	Rebounds		Fouls		TP	AS	TO	ST	Blocks		+/-		
		M-A	M-A	M-A	M-A		OR	DR	FF	PF					BS	BA			
2 Cooper Flagg	F 28:24	5-11	1-3	2-4	0	0	4	3	6	13	2	3	0	0	1	22			
9 Khaman Maluach	C 20:37	5-5	0-0	5-6	6	2	8	2	3	15	2	3	0	0	1	0	20		
5 Tyrese Proctor	G 28:26	4-7	1-4	1-3	0	2	2	2	3	10	2	2	1	0	0	17			
7 Kon Kneuppel	G 32:22	7-11	4-8	0-0	0	4	2	2	18	5	0	1	1	0	19				
14 Zion James	G 24:06	3-6	1-1	0-0	1	4	5	0	0	7	4	0	1	0	3	8			
3 Isaiah Evans	18:51	2-4	2-3	2-2	0	0	0	0	2	1	8	0	0	0	1	21			
6 Malik Brown	18:09	1-2	0-1	0-0	0	2	2	0	0	2	2	0	0	1	1	0	1		
1 Caleb Foster	13:06	2-4	1-2	0-0	0	4	4	1	0	5	1	2	0	0	0	10			
18 Mason Gillis	08:27	2-4	0-2	0	1	2	3	1	0	4	1	0	0	1	0	1			
8 Darren Harris	03:08	0-1	0-0	0-0	0	0	0	0	0	0	0	0	0	0	0	3			
21 Patrick Nsongbua	03:09	0-0	0-0	0-0	0	2	2	0	0	0	0	0	0	0	0	0	3		
13 Cameron Sheffield	01:14	0-0	0-0	0-0	0	0	0	0	0	0	0	0	0	0	0	5			
Team							0	2	2			0							
Totals		31-55	10-25	10-15	8	28	36	13	15	82	20	10	5	3	5	26			

Georgia Tech - 56

Record: 5-7 (0-2)


Technical Fouls: NONE

NO. Name	Min	FG		3P		FT	Reb		Fouls		TP	AS	TO	ST	Blocks		+/-	
		M-A	M-A	M-A	M-A		OR	DR	FF	PF					BS	BA		
11 Baye Ndongo	F 31:24	6-11	1-2	1-1	0	1	1	3	3	14	4	3	1	2	0	-12		
12 Ryan Mutombo	C 14:40	1-3	0-0	0-0	3	3	6	2	0	2	0	0	0	2	1	-13		
0 Lance Terry	G 31:36	3-9	1-4	0-0	0	0	0	1	2	7	0	0	0	1	0	-18		
1 Nathan George	G 26:09	2-10	0-3	0-0	0	3	3	2	1	4	4	1	0	0	0	-18		
3 Jaeden Mustaf	G 32:05	2-9	1-1	0-0	0	1	1	4	1	5	1	2	0	0	1	-27		
2 Javian McCollum	14:09	2-3	2-3	0-0	0	0	0	1	1	6	3	1	0	0	0	-10		
31 Duncan Power	24:10	3-10	1-3	6-7	2	3	5	0	5	13	0	0	2	0	0	-15		
30 Ibrahim Souare	13:55	2-2	0-0	0-0	0	4	4	0	2	0	4	0	1	1	0	-9		
10 Darriion Sutton	11:52	0-1	0-1	1-2	0	0	0	0	1	1	0	0	0	0	0	-8		
Team							4	1	5			0	1					
Totals		21-58	6-17	8-10	9	16	25	13	15	56	12	10	5	5	3	-26		

Technical Fouls: NONE

Biggest lead	Duke		GaTech		Points from Turnovers	Duke	GaTech	Period by Period Scoring			
	14 (2 nd 10:35)	3 (1 st 17:18)	1st	2nd				TOT			
Best Scoring Run	14 (2 nd 13:56)		7 (1 st 1:10)		Paint	38	30	Duke	41	41	82
Lead Changes	1		1		Second Chance	8	8	GaTech	36	20	56
Times Tied	1		1		Fast Breaks	10	8				
Time with Lead	35:36		03:24		Bench	19	24				

2024-25 BOX SCORES



Official Basketball Box Score - Final

Alabama A&M at Georgia Tech

12/28/24 McCarrie Pavilion, Atlanta

2024-25 Men's Basketball

Game Time: 2:00 PM

Game Duration: 2:40

Attendance: 4,430

Officials: Ron Groover, Mark Schnur, Kellen Milner

Alabama A&M - 49

Record: 4-9

NO. Name	Min	FG	3P	FT	Rebounds	Fouls	TP	AS	TO	ST	Blocks	BS	BA	+/	Shooting By Period	
7 Saliou Seye	F 10:25	1-3	0-1	0-0	1 0 1	2 3	2	0	2	0	0	0	0	-13	1 st FG%	9-35 25.7%
23 Chad Moodle	F 23:05	0-8	0-0	1-4	3 1 4	2 3	1	0	2	0	1	3	18	3PT%	4-14 28.6%	
0 AC Bryant	G 19:15	4-10	2-6	1-2	1 4 5	1 2	11	0	2	1	0	1	-20	FT%	3-5 60%	
4 Quincy McGriff	G 21:28	3-10	1-5	0-0	0 2 2	0 0	7	2	3	0	0	0	-34	2 nd FG%	6-37 16.2%	
22 Lorenzo Downey	G 18:04	0-5	0-3	0-0	1 0 1	0 0	0	1	1	2	1	0	-21	3PT%	4-19 21.1%	
5 London Riley	21:08	3-7	3-6	0-0	0 1 1	1 0	9	1	0	2	0	0	-9	FT%	8-12 66.7%	
55 Aaron Smith	16:02	0-5	0-1	0-0	2 4 6	3 1	0	0	1	1	0	2	-19	GMFG%	15-72 20.8%	
2 Bilal Abdur-Rahman	15:54	2-8	1-4	6-7	0 2 2	1 3	11	4	1	1	0	1	-16	3PT%	8-33 24.2%	
30 Darius Ford	13:17	1-3	0-2	0-0	0 1 1	0 1	2	1	2	1	0	0	-14	FT%	11-17 64.7%	
13 Angok Anyang	11:35	0-3	0-0	2-2	3 1 4	3 2	2	1	0	1	0	0	-4	Dead Ball Rebounds: 6, 1		
34 Bol Kuir	05:54	0-2	0-0	0-0	2 0 2	1 0	0	0	0	1	0	0	-8			
10 Clance Crosby	09:20	0-3	0-0	1-2	4 0 4	2 1	1	1	2	1	0	0	-20			
12 Warren Yeh	07:42	0-2	0-2	0-0	0 0 0	1 0	0	0	1	0	0	0	-10			
6 Jaylen Colon	06:02	1-3	1-3	0-0	0 0 0	0 0	1	3	0	0	1	0	-7			
14 Ademola Olatipo	00:49	0-0	0-0	0-0	0 1 1	0 0	0	0	0	0	0	0	-2			
Team					3	2	5	0	0	1						
Totals		15-72	8-33	11-17	20	19	39	17	17	49	11	19	11	2	8	-43

Technical Fouls: NONE


Georgia Tech - 92

Record: 6-7

NO. Name	Min	FG	3P	FT	Rebounds	Fouls	TP	AS	TO	ST	Blocks	BS	BA	+/	Shooting By Period	
11 Baye Ndongo	F 18:49	4-5	0-0	2-4	2 4 6	4 3	10	4	6	3	1	0	16	1 st FG%	18-30 60.0%	
12 Ryan Mutombo	C 10:56	1-1	0-0	0-0	0 2 0	0 2	0	1	1	0	0	0	7	3PT%	6-13 46.2%	
0 Lance Terry	G 32:17	8-14	5-8	1-2	0 3 3	0 1	22	2	1	1	0	0	39	FT%	8-11 72.7%	
1 Nathaniel George	G 32:31	2-8	0-4	0-0	1 5 6	3 1	4	9	3	1	1	0	39	2 nd FG%	15-31 48.4%	
3 Jaeden Mustaf	G 26:47	4-7	1-2	4-4	1 6 7	3 3	13	6	2	5	0	0	27	3PT%	4-8 50.0%	
31 Duncan Powell	23:29	2-2	1-1	1-2	0 7 7	2 1	6	2	1	0	2	0	29	FT%	8-10 80%	
2 Javian McCollum	15:54	5-11	3-6	5-5	0 1 1	2 4	18	2	2	1	0	1	27	GMFG%	33-61 54.1%	
0 Ibrahim Souare	19:00	4-5	0-0	0-0	3 3 6	3 2	8	0	0	0	2	1	21	3PT%	10-21 47.6%	
10 Darrion Sutton	13:25	0-1	0-0	3-4	0 4 4	0 2	3	1	0	2	1	0	4	FT%	16-21 76.2%	
3 Marcos San Miguel	03:26	2-5	0-0	0-0	0 0 0	0 0	4	0	1	0	0	0	3	Dead Ball Rebounds: 3, 0		
35 Emmer Nichols	03:26	1-2	0-0	0-0	1 1 2	0 0	2	0	1	0	1	0	3			
Team					0	3	3	0	1							
Totals		33-61	10-21	16-21	10	37	47	17	17	92	27	19	13	8	2	43

Technical Fouls: NONE

	AAMU	GeATech	Points from Turnovers	AAMU	GeATech	Period by Period Scoring			
Biggest lead	2 (1 st 17:08)	43 (2 nd 1:59)	Turnovers	13	20	1 st 2 nd TOT			
Best Scoring Run	6 (2 nd 13:49)	12 (1 st 6:30)	Paint	10	42	AAMU	25	24	49
Lead Changes	4		Second Chance	13	14				
Times Tied	3		Fast Breaks	14	20	GeATech	50	42	92
Time with Lead	00:33	36:59	Bench	28	41				



Official Basketball Box Score - Final

Boston College at Georgia Tech

01/04/25 McCarrie Pavilion, Atlanta

2024-25 Men's Basketball

Game Time: 12:00 PM

Game Duration: 2:03

Attendance: 3,949

Officials: Tony Henderson, Jerry Hatter, Jeff Ron

Boston College - 64

Record: 9-6 (1-3)

NO. Name	Min	FG M-A	3P M-A	FT M-A	Rebounds OR DR TOT	Fouls PF FF	TP AS	TO ST	Blocks BS BA	+/	Shooting By Period					
31 Elijah Strong	F 32:21	6-14	2-5	2-4	3 3 6	4 3	16	0 4	0 0	0 -19	1 st FG% 13-31 41.9%	3PT% 3-7 42.9%				
32 Chad Venning	F 30:39	8-15	0-0	3-5	3 5 8	3 4	19	1 2	0 1	1 -8	FT% 2-3 66.7%	2 nd FG% 12-28 42.9%				
1 Dion Brown	G 15:56	1-3	0-0	0-0	0 1 1	2 0	2	3 1	0 0	0 -16	3PT% 2-8 25.0%	FT% 7-12 58.3%				
7 Joshua Beadle	G 19:57	2-3	1-1	0-1	0 2 2	1 2	5	3 2	1 0	1 -10	GMFG% 25-59 42.4%	3PT% 5-15 33.3%				
13 Donald Hand Jr.	G 30:35	2-7	0-2	2-2	1 5 6	2 1	6	0 3	2 1	0 -6	FT% 9-15 60.0%	Dead Ball Rebounds: 4, 1				
5 Fred Payne	19:51	1-5	1-2	2-2	0 1 1	1 2	5	2 0	0 0	2 -11						
00 Chas Kelley II	10:53	1-3	0-2	0-0	0 0 0	3 1	2	1 0	0 0	0 -10						
3 Roger McFarlane	17:44	3-5	1-3	0-0	1 2 3	1 0	7	0 1	0 0	0 -14						
22 Jayden Hastings	09:21	0-1	0-0	0-0	0 2 2	1 1	0	0 0	0 0	0 -13						
10 Luka Toews	12:43	1-3	0-0	0-1	0 1 1	3 1	2	4 0	0 0	1 2						
Team					0	1	1	0	0	0						
Totals		25-59	5-15	9-15	8	23	31	21	15	64	14	13	3	2	5	-21

Technical Fouls: NONE

Georgia Tech - 85

Record: 8-7 (2-2)

NO. Name	Min	FG M-A	3P M-A	FT M-A	Rebounds OR DR TOT	Fouls PF FF	TP AS	TO ST	Blocks BS BA	+/	Shooting By Period					
11 Baye Ndongo	F 20:55	6-9	0-0	2-3	2 2 4	4 3	14	1 3	0 1	1 5	1 st FG% 17-28 60.7%	3PT% 7-11 63.6%				
12 Ryan Mutombo	C 11:56	0-1	0-0	0-0	0 4 4	0 1	0	0 0	0 0	0 -1	FT% 3-6 50%	2 nd FG% 14-25 56.0%				
0 Lance Terry	G 32:34	7-12	2-5	4-8	1 1 2	2 7	20	3 1	4 0	0 12	3PT% 1-6 16.7%	FT% 12-21 57.1%				
1 Nathanael George	G 34:56	3-9	1-3	3-4	0 3 3	2 2	10	10 2	2 0	0 16	GMFG% 31-53 58.5%	3PT% 8-17 47.1%				
3 Jaeden Mustaf	G 21:24	4-6	0-0	0-2	0 2 2	1 1	8	0 1	0 0	0 17	FT% 15-27 55.6%	Dead Ball Rebounds: 6, 0				
2 Javian McCollum	30:16	6-9	2-6	6-6	0 5 5	2 4	20	4 0	2 0	1 18						
30 Ibrahim Souare	23:13	1-2	0-0	0-0	0 6 6	3 3	2	1 1	0 4	0 13						
13 Duncan Powell	24:46	4-5	3-4	0-0	1 4 5	1 0	11	0 0	0 0	0 25						
Team					0	1	1	0	1							
Totals		31-53	8-17	15-27	4	28	32	15	21	85	19	9	8	5	2	21

Technical Fouls: NONE


	BC	Georgia Tech
Biggest lead	4 (1 st 16:37)	27 (2 nd 8:10)
Best Scoring Run	5 (1 st 18:36)	10 (1 st 3:53)
Lead Changes	4	
Times Tied	4	
Time with Lead	02:55	35:18

	Points from Turnovers	BC	Georgia Tech
Paint	32	44	
Second Chance	5	4	
Fast Breaks	12	16	
Bench	16	33	

	Period by Period Scoring		
	1st	2nd	TOT
BC	31	33	64
Georgia Tech	44	41	85



2024-25 BOX SCORES



Official Basketball Box Score - Final

Georgia Tech at SMU

01/11/25 Moody Coliseum, Dallas, Texas

2024-25 Men's Basketball

Game Time: 3:05 PM

Game Duration: 2:00

Attendance: 5,520

Officials: Lee Cassel, Kipp Kissinger, Isaac Barnes

Georgia Tech - 71

Record: 8-9 (2-4)

NO. Name	Min	FG M-A	3P M-A	FT M-A	Rebounds OR DR TOT	Fouls PF FD	TP	AS	TO	ST	Blocks BS BA	+/-
11 Baye Ndongo	F 22:42	1-3	0-0	4-5	1 6 7	2 5 6	1	3	0	0	1	-28
12 Ryan Mutombo	C 16:25	2-6	0-0	0-0	1 1 2	1 0 4	0	0	0	0	1	-14
0 Lance Terry	G 30:11	5-15	0-6	0-0	1 3 4	4 2 10	4	3	0	1	1	-16
1 Naithan George	G 35:20	4-10	2-5	1-1	1 4 5	0 3 11	10	7	0	1	0	-10
3 Jaeden Mustaf	G 13:52	2-3	0-0	1-2	0 0 0	5 1 5	0	3	0	1	0	-19
2 Javian McCollum	32:20	7-11	5-8	1-2	1 3 4	0 2 20	5	2	0	1	1	-10
30 Ibrahim Souare	15:43	1-1	0-0	0-0	0 0 0	4 1 2	1	1	1	0	0	-4
31 Duncan Powell	33:27	5-10	2-4	1-4	3 8 11	0 3 13	1	1	2	1	1	-9
Team					3 1 4	0 0 0	0	2				
Totals		27-59	9-23	8-14	11 26 37	16 17 71	22	22	2	5	5	-22

Shooting By Period

1 st FG%	7-24	29.2%
3PT%	1-7	14.3%
FT%	4-4	100%
2 nd FG%	20-35	57.1%
3PT%	8-16	50.0%
FT%	4-10	40%
GM FG%	27-59	45.8%
3PT%	9-23	39.1%
FT%	8-14	57.1%

Dead Ball Rebounds: 2, 0

Technical Fouls: NONE

SMU - 93

Record: 12-4 (3-2)

NO. Name	Min	FG M-A	3P M-A	FT M-A	Rebounds OR DR TOT	Fouls PF FD	TP	AS	TO	ST	Blocks BS BA	+/-
33 Matt Cross	F 31:53	4-10	2-6	1-2	2 5 7	2 3 11	4	2	3	2	0	23
24 Samet Yigitoglu	C 26:03	2-7	0-1	3-5	3 6 9	4 3 7	1	3	3	2	0	27
0 B.J. Edwards	G 29:15	8-11	2-2	1-2	1 2 3	2 3 19	6	1	6	0	1	26
2 Boggie Miller	G 21:17	2-7	0-3	0-0	0 1 1	2 1 4	9	1	2	0	0	7
3 Chuck Harris	G 29:33	7-11	4-6	3-4	2 1 3	3 2 21	2	1	0	0	1	19
8 Kario Oquendo	21:07	4-8	3-5	1-2	0 1 1	0 3 13	2	3	0	1	0	14
5 Tibet Gorenor	10:16	1-1	0-0	0-0	0 1 1	2 0 2	0	0	0	0	0	1
21 Yohan Traore	14:55	5-9	3-3	0-0	1 3 4	1 1 13	0	0	0	0	3	-4
22 Keon Ambrose-Hylton	10:18	2-5	0-1	0-0	1 1 2	1 0 4	0	1	1	0	0	8
20 Jerrell Colbert	02:34	0-0	0-0	0-0	0 0 0	0 0 0	0	0	1	0	0	-3
10 AJ George	02:02	0-0	0-0	0-0	2 2 0	0 0 0	0	0	0	0	0	-6
35 Jackson Young	00:47	0-1	0-1	0-0	0 0 0	0 0 0	0	0	0	0	0	-2
Team					3 1 4	0 0 0	0	0				
Totals		35-70	14-28	9-15	13 24 37	17 16 93	25	10	15	5	5	22

Shooting By Period

1 st FG%	19-34	55.9%
3PT%	8-14	57.1%
FT%	4-7	57.1%
2 nd FG%	16-36	44.4%
3PT%	6-14	42.9%
FT%	5-8	62.5%
GM FG%	35-70	50.0%
3PT%	14-28	50.0%
FT%	9-15	60.0%


Dead Ball Rebounds: 2, 1

Technical Fouls: NONE

	GT	SMU
Biggest lead	2 (1 st 19:46)	37 (2 nd 16:45)
Best Scoring Run	6 (1 st 12:13)	14 (1 st 4:35)
Lead Changes	1	
Times Tied	0	
Time with Lead	00:17	39:29

Points from	GT	SMU
Turnovers	7	27
Paint	32	34
Second Chance	7	11
Fast Breaks	15	18
Bench	35	31

Period by Period Scoring	1st	2nd	TOT
GT	19	52	71
SMU	50	43	93



Official Basketball Box Score - Final

Clemson at Georgia Tech

01/14/25 McCamish Pavilion, Atlanta

2024-25 Men's Basketball

Game Time: 5:00 PM

Game Duration: 2:06

Attendance: 4,047

Officials: Tony Henderson, Brian O'Connell, Jerry Heister

Clemson - 70

Record: 14-4 (6-1)

NO. Name	Min	FG M-A	3P M-A	FT M-A	Rebounds OR DR TOT	Fouls PF FD	TP	AS	TO	ST	Blocks BS BA	+/-
0 Viktor Lakhin	F 35:27	4-9	0-4	2-4	0 6 6	1 5 10	4	3	0	1	0	13
4 Ian Schieffelin	F 36:02	5-8	2-4	4-6	2 5 7	2 4 16	6	0	4	1	0	8
7 Chauncey Wiggins	F 25:22	3-5	1-1	0-0	1 2 3	3 1 7	0	3	0	0	1	5
1 Chase Hunter	G 35:46	3-9	2-5	6-6	0 1 1	3 4 14	3	1	1	1	0	9
11 Jaeden Zackery	G 33:01	7-12	3-5	4-4	0 6 6	3 2 21	1	2	3	0	1	10
2 Dillon Hunter	20:03	1-5	0-3	0-0	1 3 4	3 1 2	0	0	0	0	0	13
10 Del Jones	06:59	0-3	0-1	0-0	0 2 2	2 0 0	0	0	0	0	0	1
14 Christian Reeves	03:22	0-0	0-0	0-0	0 2 2	0 0 0	0	0	0	0	1	-5
3 Jake Heidbreder	03:58	0-1	0-0	0-0	0 0 0	1 0 0	0	0	0	0	0	1
Team					1 0 1	0 0 0	0	0				
Totals		23-52	8-23	16-20	5 27 32	18 17 70	16	9	8	4	2	11

Shooting By Period

1 st FG%	14-31	45.2%
3PT%	5-10	30.0%
FT%	5-6	83.3%
2 nd FG%	9-21	42.9%
3PT%	5-13	38.5%
FT%	11-14	78.6%
GMFG%	23-52	44.2%
3PT%	8-23	34.8%
FT%	16-20	80.0%

Dead Ball Rebounds: 3, 0

Georgia Tech - 59

Record: 8-10 (2-5)

Technical Fouls: NONE

NO. Name	Min	FG M-A	3P M-A	FT M-A	Rebounds OR DR TOT	Fouls PF FD	TP	AS	TO	ST	Blocks BS BA	+/-
11 Baye Ndongo	F 37:49	5-11	1-2	3-5	4 8 12	3 3 14	1	2	3	1	0	-11
30 Ibrahim Souare	F 21:29	0-1	0-0	0-0	2 4 6	4 0 0	0	0	0	1	0	-8
31 Duncan Powell	F 34:33	3-12	1-5	2-2	2 5 7	5 2 9	0	1	0	0	1	-13
1 Naithan George	G 37:27	5-11	3-6	0-1	1 2 3	4 13	4	5	0	0	0	-12
2 Javian McCollum	G 37:59	3-11	1-4	4-4	0 0 0	1 3 11	5	2	1	0	1	-13
3 Jaeden Mustaf	25:51	3-8	1-3	5-7	0 2 2	1 6 12	0	3	1	0	2	-1
12 Ryan Mutombo	04:53	0-0	0-0	0-0	0 2 2	0 0 0	0	0	1	0	0	3
Team					3 1 4	0 0 1	0	1				
Totals		19-54	7-20	14-19	12 24 36	17 18 59	10	14	6	2	4	-11

Shooting By Period

1 st FG%	7-23	30.4%
3PT%	2-10	20.0%
FT%	9-11	81.8%
2 nd FG%	12-31	38.7%
3PT%	5-10	50.0%
FT%	5-8	62.5%
GMFG%	19-54	35.2%
3PT%	7-20	35.0%
FT%	14-19	73.7%

Dead Ball Rebounds: 1, 1

Biggest lead

Best Scoring Run

Lead Changes

Times Tied

Time with Lead

Points from Turnovers

Paint

Second Chance

Fast Breaks

Bench

Period by Period Scoring

	1st	2nd	TOT
CL	36	34	70
Georgia Tech	25	34	59

CL

Georgia Tech

19 (2nd 8:27)

0 (1st 2:00)

8 (1st 14:20)

9 (2nd 2:30)

0

0

39:36

00:00

5

11

28

20

7

6

6

8

2

12

2024-25 BOX SCORES

NCAA

Official Basketball Score - Final

Stanford at Georgia Tech

02/12/25 McCamish Pavilion, Atlanta

2024-25 Men's Basketball

Game Duration: 7:00 PM

Game Attendance: 3,866

Attendance: 3,866

Stanford - 52

Record: 16-9 (6-6)

Officials: Ron Groover, Tim Clougherty, Rick Crawford

NO.	Name	Min	FG M-A	3P M-A	FT M-A	Rebounds OR DR TOT	Fouls PF FO	TP	AS	TO	ST	Blocks BS BA	+/-			
2	Donavin Young	F 24:16	2-7	0-4	3-3	3 2 5	1 3	7	0	1	0	2	-14			
42	Maxime Raynaud	F 33:35	4-13	0-6	0	6 6 3	3 4	8	0	2	2	2	-10			
4	Oziyah Sellers	G 29:44	3-9	2-3	0-0	1 1 2	1 0	8	1	1	0	0	-21			
11	Ryan Agarwal	G 13:00	0-4	0-3	0-0	1 0 1	1 0	0	1	0	0	0	-7			
21	Jaylen Blakes	G 29:19	4-10	0-1	4-4	0 2 2	1 3	12	6	0	2	1	-1			
5	Benny Gealer	24:24	2-9	0-0	0	2 2	1 1	6	2	1	2	1	0			
10	Chisom Okpara	14:32	4-8	1-2	0	0 1	1 0	9	2	0	1	0	9			
3	Evan Stinson	12:52	0-2	0-1	0-0	2 2	1 1	0	1	0	0	0	0			
52	Aidan Cammann	14:44	1-4	0-0	0	1 3	4	2	1	2	0	1	-7			
20	Cameron Grant	03:24	0-0	0-0	0-0	1 1	2	0	0	0	0	0	2			
0	Anthony Batson Jr.	00:05	0-0	0-0	0-0	0 0	0 0	0	0	0	0	0	0			
24	Jaylen Thompson	00:05	0-0	0-0	0-0	0 0	0 0	0	0	0	0	0	0			
Team						5	1	6	0	1						
Totals			20-66	5-27	7-7	10	20	33	15	13	52	7	8	7	5	-8

Technical Fouls: NONE

Georgia Tech - 60

Record: 12-13 (6-6)

Technical Fouls: NONE

NO.	Name	Min	FG M-A	3P M-A	FT M-A	Rebounds OR DR TOT	Fouls PF FO	TP	AS	TO	ST	Blocks BS BA	+/-				
10	Darriin Sutton	F 33:36	0-2	0-1	2-2	1 3 4	2 1	2	1	1	0	1	0	3			
11	Baye Ndongo	F 35:12	6-16	0-2	3-3	7 9 16	4 2	15	1	6	1	3	3	15			
30	Ibrahim Souare	F 27:26	2-4	0-0	0-0	1 3 4	3 1	4	1	1	0	0	1	-1			
31	Duncan Powell	F 40:00	2-10	2-7	4-4	1 6 7	2 4	10	1	2	0	0	2	8			
1	Naithan George	G 40:00	7-13	3-4	5-5	0 7 7	0 4	22	5	3	0	1	1	8			
3	Jaeden Mustaf	20:33	2-4	0-1	3-5	0 0 0	1 3	7	0	0	0	0	0	7			
12	Ryan Mutombo	03:13	0-0	0-0	0-0	0 0 0	1 0	0	0	0	0	0	0	0			
Team						0	4	4	0	2							
Totals			19-49	5-15	17-19	10	32	42	13	15	60	9	15	2	5	7	8

Dead Ball Rebounds: 1, 0

STAN		GaTech	
Biggest lead	0 (1 st 20:00)	20 (1 st 1:59)	
Best Scoring Run	9 (2 nd 5:55)	10 (1 st 8:29)	
Lead Changes	0		
Times Tied	0		
Time with Lead	00:00	39:34	

Points from	STAN	GaTech
Turnovers	10	4
Paint	28	24
Second Chance	9	10
Fast Breaks	12	0
Bench	17	7

Period by Period Scoring

	1st	2nd	TOT
STAN	20	32	52
GaTech	35	25	60

NCAA

Official Basketball Box Score - Final

California at Georgia Tech

02/15/25 McCamish Pavilion, Atlanta

2024-25 Men's Basketball

Game Time: 4:00 PM

Game Duration: 2:23

Attendance: 4,860

Record: 12-14 (5-10)

Officials: Ted Valentine, Clarence Armstrong, Adam Fobbs

California - 88

NO.	Name	Min	FG M-A	3P M-A	FT M-A	Rebounds OR DR TOT	Fouls PF FO	TP	AS	TO	ST	Blocks BS BA	+/-
31	Rhytis Petratis	F 32:10	4-8	2-5	2-2	1 4 5	4 2	12	2	0	1	0	0
12	Mady Sissoko	C 29:51	4-7	0-0	2-2	5 6 11	2 3	10	0	2	1	2	0
0	Jeremiah Wilkinson	G 36:32	8-18	4-7	5-5	1 0 1	2 3	25	2	2	1	0	1
2	Andrej Stojakovic	G 36:32	8-13	4-5	2-2	0 2 2	4 1	22	2	6	4	0	1
10	Jovan Blacksher Jr.	G 21:38	0-6	0-3	0-0	0 0 0	1 1	0	4	0	1	0	1
34	Lee Dort	15:09	3-3	0-0	0-0	2 6 8	1 0	6	2	0	0	0	-6
3	DJ Campbell	29:34	4-5	2-3	0-0	2 2 2	1 0	10	4	2	0	0	-6
22	Christian Tucker	04:33	0-1	0-0	0-0	0 0 0	0 1	0	0	3	0	0	-5
1	Joshua Ola-Joseph	12:35	1-2	1-2	0-0	1 1 2	0 1	3	0	0	0	0	-5
7	Spencer Mahoney	03:24	0-1	0-1	0-0	0 0 0	0 1	0	1	0	0	0	-1
Team						2	1	3		0	0		
Totals						32-64	13-26	11-13	12	22	34	17	11

Record: 12-14 (5-10)

Technical Fouls: NONE

Georgia Tech - 90

NO.	Name	Min	FG M-A	3P M-A	FT M-A	Rebounds OR DR TOT	Fouls PF FO	TP	AS	TO	ST	Blocks BS BA	+/-
11	Baye Ndongo	F 38:57	11-14	1-1	3-6	8 5 13	1 9	26	1	3	1	1	0
30	Ibrahim Square	F 21:12	1-2	0-0	0-2	1 4 5	1 2	2	1	1	0	1	0
31	Duncan Powell	F 42:17	7-11	3-4	2-2	2 4 6	3 3	2	19	0	3	1	0
0	Lance Terry	G 38:53	4-10	1-5	0-0	0 1 1	1 0	9	2	0	0	0	8
1	Nathan George	44:57	9-19	5-8	3-3	0 3 3	3 9	26	8	5	1	1	2
3	Jaeden Mustaf	25:25	3-8	1-2	1-2	0 1 1	1 1	8	4	2	4	1	-5
10	Darrion Sutton	13:20	0-0	0-0	0-0	0 1 1	1 0	0	1	0	0	0	0
Team						0	2	2		0	0		
Totals						35-64	11-20	9-15	11	21	32	11	17

Record: 12-14 (5-10)

Technical Fouls: NONE

Cal

GT

Biggest lead

5 (1st OT 2:46)

9 (1st 2:46)

Best Scoring Run

6 (1st 6:03)

8 (1st 9:20)

Lead Changes

13

Times Tied

14

Time with Lead

14:22

20:44

Points from

Cal

GT

Turnovers

16

23

Paint

34

40

Second Chance

20

18

Fast Breaks

11

11

Bench

19

8

Period by Period Scoring

1st

2nd

OT1

TOT

Cal

34

45

9

88

GT

39

 40 | 11 | 90 |

Shooting By Period

1st

FG%

14-31

45.2%

3PT%

6-11

54.5%

FT%

0-2

0%

2nd

FG%

15-29

51.7%

3PT%

6-13

46.2%

FT%

9-9

100%

OTFG%

3-4

75.0%

3PT%

1-2

50.0%

FT%

2-2

100%

GM FG%

32-64

50.0%

3PT%

13-26

50.0%

FT%

11-13

84.6%

Deaf Blind Rebounds: 1, 0

Shooting By Period

1st

FG%

15-28

53.6%

3PT%

5-8

62.5%

FT%

4-7

57.1%

2nd

FG%

15-28

53.6%

3PT%

5-11

45.5%

FT%

5-7

71.4%

OTFG%

5-8

62.5%

3PT%

1-1

100.0%

FT%

0-1

0%

GM FG%

35-64

54.7%

3PT%

11-20

55.0%

FT%

9-15

60.0%

Deaf Blind Rebounds: 2, 0

NCAA

Official Basketball Box Score - Final

Georgia Tech at Boston College

02/22/25 Silvio O. Conte Forum, Boston

2024-25 Men's Basketball

Game Date: 2/20/25

Game Duration: 1:03

Attendance: 6,000

Officials: Tommy Morrissey, Eric Lewis, Greg Evans

Georgia Tech - 54

Record: 13-14 (7-9)

NO.	Name	Min	FG M-A	3P M-A	FT M-A	Rebounds OR DR TOT	Fouls PF FO	TP	AS	TO	ST	Blocks BS BA	+/-	Shooting By Period		
11	Baye Ndongo	F 32:34	7-11	1-1	2-2	3 12 15	3 3	17	4	2	0	2 1	-7	1st FG%	10-30	33.3%
30	Ibrahim Souare	F 23:01	2-3	0-0	0-1	1 3 4	1 4	4	0	0	0	0 0	-15	3PT%	3-11	27.3%
31	Duncan Powell	F 33:28	1-11	0-6	1-2	0 2 2	1 2	3	1	0	0	1 1	-13	FT%	4-5	80%
0	Lance Terry	G 38:09	3-12	1-6	8-9	1 1 2	3 4	15	2	2	1	0 2	-15	2nd FG%	8-26	30.8%
1	Naithan George	G 37:10	3-13	3-10	0-0	3 2 5	2 3	9	6	5	0	0 1	-14	3PT%	2-12	16.7%
3	Jacden Mustaf	G 27:03	2-6	0-0	2-4	3 5 8	4 2	6	0	2	0	1 1	-7	FT%	9-13	69.2%
10	Darrius Sutton	G 08:35	0-0	0-0	0-0	0 1 1	3 0	0	0	1	0	0 0	-4	GM FG%	18-56	32.1%
														3PT%	5-23	21.7%
														FT%	13-18	72.2%
Team						1 3 4		0	1					Dead Ball Rebounds: 2.0		
Totals			18-56	5-23	13-18	12 29 41	17 15	54	13	13	1	3 6	-15	Technical Fouls: NONE		

Record: 15-14 (1-12)

Technical Fouls: NONE

NO.	Name	Min	FG M-A	3P M-A	FT M-A	Rebounds OR DR TOT	Fouls PF FO	TP	AS	TO	ST	Blocks BS BA	+/-	Shooting By Period		
32	Chad Venning	F 30:47	5-12	0-0	3-4	1 6 7	4 2	13	2	1	2	4 1	16	1st FG%	11-28	39.3%
00	Chas Kelley III	G 27:18	1-2	1-1	2-2	0 1 1	1 2	5	4	2	0	0 0	14	3PT%	8-18	44.4%
1	Dion Brown	G 24:40	4-6	0-2	1-1	1 2 3	1 3	9	2	0	0	0 1	10	FT%	2-4	50%
3	Roger McFarlane	G 29:05	1-9	1-4	2-2	5 5 10	1 3	5	2	0	1	0 1	11	2nd FG%	13-29	44.8%
13	Donald Hand Jr.	G 33:17	7-14	4-10	2-3	1 6 7	0 1	20	1	0	0	1 0	7	3PT%	1-6	16.7%
22	Jayden Hastings	G 09:13	0-1	0-0	0-2	0 2 2	2 1	0	0	1	2	1 0	-1	FT%	10-14	71.4%
5	Fred Payne	G 19:47	2-5	0-3	1-2	1 4 5	2 3	5	4	1	0	0 0	5	GM FG%	24-57	42.1%
31	Elijah Strong	G 13:11	3-4	2-2	1-2	1 1 2	2 1	9	0	1	0	0 0	8	3PT%	9-24	37.5%
7	Joshua Beadle	G 12:42	1-4	1-2	0-0	0 0 0	2 1	3	0	0	2	0 0	5	FT%	12-18	66.7%
Team						0 1 1		0	0					Dead Ball Rebounds: 3.1		
Totals			24-57	9-24	12-18	7 28 35	15 17	69	15	6	8	6 3	15	Technical Fouls: NONE		

Record: 13-14 (7-9)

Technical Fouls: NONE

GTE		BCE		Points from		GTE		BCE		Period by Period Scoring		
Biggest lead		1 (1st 13:00)	15 (2nd 14:45)	Turnovers		2		14				
Best Scoring Run				Paint		20		24				
Lead Changes		5 (1st 15:37) 11 (2nd 14:45)		Fast Chance		9		12		GTE 27 27 54		
Times Tied		4		Free Breaks		4		9		BCE 32 37 69		
Time with Lead		01:38	36:56	Bench		6		17				

[illegible]



MISCELLANEOUS

Starting Lineups

Date	Opponent	Result	F	F	C	G	G	Lineup#	Record
N6	WEST GEORGIA	W, 85-62	Reeves Jr.	O'Brien	Ndongo	McCollum	George	1	1-0
N10	NORTH FLORIDA	L, 93-105	Reeves Jr.	O'Brien	Ndongo	McCollum	George	1	1-1
N12	TEXAS SOUTHERN	W, 81-62	Reeves Jr.	Ndongo	Onwuchekwa	McCollum	George	2	1-0
N15	GEORGIA	L, 69-77	Reeves Jr.	Ndongo	Onwuchekwa	McCollum	George	2	1-1
N23	CINCINNATI	L, 58-81	Reeves Jr.	Ndongo	Onwuchekwa	McCollum	George	2	1-2
N27	CHARLESTON SOUTHERN	W, 91-67	Reeves Jr.	Ndongo	Onwuchekwa	Terry	George	3	1-0
N30	CENTRAL ARKANSAS	W, 87-68	O'Brien	Ndongo	Onwuchekwa	Terry	George	4	1-0
D3	at Oklahoma	L, 61-76	O'Brien	Ndongo	Onwuchekwa	Terry	George	4	1-1
D7	at North Carolina	L, 65-68	O'Brien	Ndongo	Onwuchekwa	Terry	George	4	1-2
D15	vs. Northwestern	L, 60-71	O'Brien	Ndongo	Onwuchekwa	Terry	George	4	1-3
D18	UMBC	W, 91-82	Mustaf	Ndongo	Mutombo	Terry	George	5	1-0
D21	DUKE	L, 56-82	Mustaf	Ndongo	Mutombo	Terry	George	5	1-1
D28	ALABAMA A&M	W, 92-49	Mustaf	Ndongo	Mutombo	Terry	George	5	2-1
D31	NOTRE DAME	W, 86-75	Mustaf	Ndongo	Mutombo	Terry	George	5	3-1
J4	BOSTON COLLEGE	W, 85-64	Mustaf	Ndongo	Mutombo	Terry	George	5	4-1
J7	at Syracuse	L, 55-62	Mustaf	Ndongo	Mutombo	Terry	George	5	4-2
J11	at SMU	L, 71-93	Mustaf	Ndongo	Mutombo	Terry	George	5	4-3
J14	CLEMSON	L, 59-70	Powell	Ndongo	Souare	McCollum	George	6	0-1
J18	at Florida State	L, 78-91	Terry	Ndongo	Souare	McCollum	George	7	0-1
J22	VIRGINIA TECH	W, 71-64	Powell	Ndongo	Souare	McCollum	George	6	0-2
J28	at Notre Dame	L, 68-71	Terry	Ndongo	Souare	McCollum	George	7	0-2
F1	LOUISVILLE	W, 77-70	Terry	Ndongo	Souare	McCollum	George	7	1-2
F4	at Clemson	W, 89-86 (3ot)	Terry	Ndongo	Souare	McCollum	George	7	2-2
F8	at Virginia	L, 61-75	Powell	Ndongo	Souare	Terry	George	8	0-1
F12	STANFORD	W, 60-52	Powell	Ndongo	Souare	Sutton	George	9	1-0
F15	CALIFORNIA	W, 90-88 (ot)	Powell	Ndongo	Souare	Terry	George	8	1-1
F22	at Boston College	L, 54-69	Powell	Ndongo	Souare	Terry	George	8	1-2
F25	at Pittsburgh								
M1	NC STATE								
M4	MIAMI								
M8	at Wake Forest								

Specialty Stats (GT/Opp)

Date	Opponent	Paint	OffT0	2ndCh	FBreak	Bench
N6	WEST GEORGIA	48/24	9/5	22/10	17/7	27/20
N10	NORTH FLORIDA	46/52	17/13	10/16	15/14	22/32
N12	TEXAS SOUTHERN	12/20	17/10	18/10	6/12	17/43
N15	GEORGIA	28/46	12/18	8/10	1/13	27/22
N23	CINCINNATI	28/44	12/16	12/6	7/16	26/19
N27	CHARLESTON SOUTHERN	52/18	17/4	17/11	23/9	32/20
N30	CENTRAL ARKANSAS	30/12	10/10	13/1	6/10	21/8
D3	at Oklahoma	30/16	10/13	4/4	3/13	27/18
D7	at North Carolina	22/34	15/17	15/11	5/16	9/19
D15	vs. Northwestern	28/28	6/11	4/6	0/19	30/4
D18	UMBC	42/32	25/16	5/3	12/32	20/18
D21	DUKE	30/38	10/12	8/8	8/10	24/19
D28	ALABAMA A&M	42/10	20/13	14/13	20/14	41/28
D31	NOTRE DAME	38/36	17/4	13/15	12/3	44/15
J4	BOSTON COLLEGE	44/32	18/6	4/5	16/12	33/16
J7	at Syracuse	32/34	12/11	7/10	8/9	8/13
J11	at SMU	32/34	7/27	7/11	15/18	35/31
J14	CLEMSON	20/28	11/15	6/7	8/6	12/2
J18	at Florida State	28/44	19/22	12/20	9/23	20/22
J22	VIRGINIA TECH	28/18	20/12	5/8	14/8	2/21
J28	at Notre Dame	32/20	11/8	8/13	6/0	20/16
F1	LOUISVILLE	36/32	20/11	9/7	9/7	11/10
F4	at Clemson	44/28	16/15	29/13	4/8	19/10
F8	at Virginia	28/34	5/13	10/16	9/10	4/10
F12	STANFORD	24/28	4/10	10/9	0/12	7/17
F15	CALIFORNIA	40/34	23/16	18/20	11/11	8/19
F22	at Boston College	20/24	2/14	9/12	4/9	6/17
F25	at Pittsburgh					
M1	NC STATE					
M4	MIAMI					
M8	at Wake Forest					

Miscellaneous

		Uniform		Large	Large		Lead	GT	Opp	Game		
Date	Opponent	Color	Tip	Lead	Deficit	Ties	Changes	Led	Led	Tied	#Players Played	On the Floor at the End
N6	WEST GEORGIA	White	UWG	30	-	-	-	39:35	-	0:25	11	McCollum, Terry, Sutton, Souare, Powell
N10	NORTH FLORIDA	Gold	GT	9	21	7	7	13:25	23:28	3:07	8	George, McCollum, Ndongo, Reeves Jr., Terry
N12	TEXAS SOUTHERN	White	GT	30	2	1	6	36:02	2:35	1:23	8	George, McCollum, Terry, Souare, Powell
N15	GEORGIA	White	GT	3	15	3	4	7:17	29:40	3:03	9	George, Reeves Jr., Ndongo, Onwuchekwa, Terry
N23	CINCINNATI	Gold	UC	2	26	1	1	0:25	38:15	1:20	11	Terry, Mustaf, Souare, Powell, Nichols
N27	CHARLESTON SOUTHERN	Gold	GT	24	2	2	4	38:01	1:02	0:57	9	Mustaf, Terry, George, Ndongo, Powell
N30	CENTRAL ARKANSAS	White	GT	19	-	-	-	39:41	-	0:19	8	Terry, George, Mustaf, Ndongo, Powell
D3	at Oklahoma	Gray	OU	11	15	1	3	21:50	17:10	1:00	8	Terry, George, Mustaf, O'Brien, Powell
D7	at North Carolina	Gold	GT	8	7	12	9	13:57	22:17	3:46	8	Terry, George, O'Brien, Mustaf, Powell
D15	vs. Northwestern	Navy	NU	-	22	-	-	-	39:42	0:18	10	Terry, Mustaf, Sutton, Ndongo, Powell
D18	UMBC	White	GT	22	9	-	2	34:25	3:52	1:43	9	Terry, George, McCollum, Mustaf, O'Brien
D21	DUKE	White	DU	3	26	1	1	3:34	35:36	1:00	9	Mustaf, McCollum, Sutton, Powell, Souare
D28	ALABAMA A&M	Gold	AAMU	43	2	3	4	36:59	0:33	2:28	11	Mustaf, Sutton, Souare, Nichols, San Miguel
D31	NOTRE DAME	White	ND	19	1	1	2	38:07	0:21	1:32	8	Terry, George, McCollum, Mustaf, Powell
J4	BOSTON COLLEGE	White	BC	27	4	4	4	35:18	2:55	1:47	8	George, Mustaf, Ndongo, Souare, Powell
J7	at Syracuse	Gray	SYR	3	8	3	4	0:57	36:16	2:47	8	Terry, George, McCollum, Ndongo, Powell
J11	at SMU	Gold	GT	2	37	-	1	0:17	39:29	0:14	8	Terry, George, McCollum, Ndongo, Powell
J14	CLEMSON	White	CL	-	19	-	-	-	39:36	0:24	7	George, McCollum, Mustaf, Ndongo, Souare
J18	at Florida State	Navy	FSU	-	17	-	-	-	39:38	0:22	6	Terry, George, McCollum, Souare, Powell
J22	VIRGINIA TECH	Gold	GT	9	2	5	6	33:09	2:53	3:58	7	Ndongo, Souare, Powell, George, McCollum
J28	at Notre Dame	Gray	GT	7	6	2	1	36:53	1:49	2:18	7	Terry, George, McCollum, Souare, Powell
F1	LOUISVILLE	HBE/Navy	LOU	9	13	2	7	15:12	23:36	1:12	6	Terry, George, McCollum, Souare, Powell
F4	at Clemson	Navy	GT	5	6	14	23	14:41	28:38	11:41	8	Terry, George, Ndongo, Souare, Powell
F8	at Virginia	Gold	VA	3	17	4	4	3:14	34:03	2:43	8	Sutton, Souare, Powell, San Miguel, Nichols
F12	STANFORD	White	GT	20	-	-	-	-	39:34	0:26	7	George, Mustaf, Sutton, Ndongo, Powell
F15	CALIFORNIA	White	CAL	9	5	14	13	20:44	14:22	4:54	7	Terry, George, Mustaf, Ndongo, Powell
F22	at Boston College	Navy	GT	1	15	2	4	1:38	36:56	1:26	7	Terry, Mustaf, Sutton, Souare, Powell
F25	at Pittsburgh											
M1	NC STATE											
M4	MIAMI											
M8	at Wake Forest											
*alternate gold or white uniform												

*alternate gold or white uniform

ROSTER AT-A-GLANCE

NUMERICAL

No.	Name	Pos.	Ht.	Wt.	Cl.	Exp.	Hometown	High School/College
0	Lance Terry	G	6-3	200	r-Sr.	1VL	College Park, Ga.	The Heritage School (Ga.) / Gardner-Webb
1	Naithan George	G	6-3	185	So.	1VL	Toronto, Ontario	Canyon International Academy (Glendale, Ariz.)
2	Javian McCollum	G	6-2	175	Sr.	TR	Fort Myers, Fla.	Fort Myers HS/Siena/Oklahoma
3	Jaeden Mustaf	G	6-5	210	Fr.	HS	Bowie, Md.	Overtime Elite (Atlanta, Ga.)
9	Luke O'Brien	F	6-8	225	Gr.	TR	Littleton, Colo.	Columbine HS/Colorado
10	Darrion Sutton	F	6-8	205	Fr.	HS	St. Charles, Mo.	Overtime Elite (Atlanta, Ga.)
11	Baye Ndongo	F	6-9	240	So.	1VL	Mboro, Senegal	Putnam (Conn.) Science Academy
12	Ryan Mutombo	C	7-2	255	Gr.	TR	Atlanta, Ga.	The Lovett School/Georgetown
14	Kowacie Reeves, Jr.	G	6-7	205	Sr.	1VL	Macon, Ga.	Westside HS / Florida
30	Ibrahim Souare	F	6-9	225	r-Fr.	RS	Conakry, Guinea	Canyon International Academy (Glendale, Ariz.)
31	Duncan Powell	F	6-8	235	rOJr.	TR	Dallas, Texas	DeSoto HS/North Carolina A&T/Sacramento State
32	Dyllan Thompson	G/F	6-7	215	Fr.	HS	Sugar Land, Texas	Second Baptist HS
33	Marcos San Miguel	G	6-4	203	So.	1VL	Atlanta, Ga.	Campbell HS
35	Emmer Nichols	F	6-6	223	r-So.	1VL	Woodside, Calif.	Sacred Heart Preparatory School
45	Doryan Onwuchekwa	C	6-11	240	Fr.	HS	Dallas, Texas	Faith Family Academy of Oak Cliff

ALPHABETICAL

No.	Name	Pos.	Ht.	Wt.	Cl.	Exp.	Hometown	High School/College
1	Naithan George	G	6-3	185	So.	1VL	Toronto, Ontario	Canyon International Academy (Glendale, Ariz.)
2	Javian McCollum	G	6-2	175	Sr.	TR	Fort Myers, Fla.	Fort Myers HS/Siena/Oklahoma
3	Jaeden Mustaf	G	6-5	210	Fr.	HS	Bowie, Md.	Overtime Elite (Atlanta, Ga.)
12	Ryan Mutombo	C	7-2	255	Gr.	TR	Atlanta, Ga.	The Lovett School/Georgetown
11	Baye Ndongo	F	6-9	240	So.	1VL	Mboro, Senegal	Putnam (Conn.) Science Academy
35	Emmer Nichols	F	6-6	223	r-So.	1VL	Woodside, Calif.	Sacred Heart Preparatory School
9	Luke O'Brien	F	6-8	225	Gr.	TR	Littleton, Colo.	Columbine HS/Colorado
45	Doryan Onwuchekwa	C	6-11	240	Fr.	HS	Dallas, Texas	Faith Family Academy of Oak Cliff
31	Duncan Powell	F	6-8	235	r-Jr.	TR	Dallas, Texas	DeSoto HS/North Carolina A&T/Sacramento State
14	Kowacie Reeves, Jr.	G	6-7	205	Sr.	1VL	Macon, Ga.	Westside HS / Florida
33	Marcos San Miguel	G	6-4	203	So.	1VL	Atlanta, Ga.	Campbell HS
30	Ibrahim Souare	F	6-9	225	r-Fr.	RS	Conakry, Guinea	Canyon International Academy (Glendale, Ariz.)
10	Darrion Sutton	F	6-8	205	Fr.	HS	St. Charles, Mo.	Overtime Elite (Atlanta, Ga.)
0	Lance Terry	G	6-3	200	r-Sr.	1VL	College Park, Ga.	The Heritage School (Ga.) / Gardner-Webb
32	Dyllan Thompson	G/F	6-7	215	Fr.	HS	Sugar Land, Texas	Second Baptist HS

Head Coach: Damon Stoudamire (Arizona, 1995), 2nd season

Associate Head Coach: Karl Hobbs (Connecticut, 1984), 2nd season

Assistant Coach: B.J. Elder (Georgia Tech, 2014), 6th season

Assistant Coach: Pershin Williams (North Florida, 2005), 2nd season

Assistant Coach: Nate Babcock (Wisconsin-Eau Claire, 2009), 2nd season

Assistant Coach: Bonzi Wells (Ball State, 1998), 2nd season

Quality Control Analyst: Greg Gary (Tulane, 1992), 1st season

Director of Player Personnel: Matt Holt (Northeastern, 2011), 2nd season

Director of Scouting: Hayden Sheridan (Arizona, 2016), 7th season

Assistant Director of Operations: Taylor Ann Hendricks (Iowa State, 2020), 3rd season

Special Assistant to the Head Coach: James Forrest (Georgia Tech, 1995), 1st season

Associate Director of Sports Medicine/Men's Basketball: Richard Stewart (Salisbury, 2005), 18th season

Director of Strength and Conditioning/Men's Basketball: Justin Landry (Cal State East Bay, 2012), 2nd season

Recruiting and Operations Coordinator: Jake Alburnus (Western Michigan, 2020), 2nd season

BY CLASS

Graduates: Ryan Mutombo, Luke O'Brien

Seniors: Javian McCollum, Kowacie Reeves, Jr., Lance Terry (r)

Juniors: Duncan Powell

Sophomores: Naithan George, Baye Ndongo, Emmer Nichols (r), Marcos San Miguel

Freshman: Jaeden Mustaf, Doryan Onwuchekwa, Ibrahim Souare (r), Darrion Sutton, Dyllan Thompson

BY STATE/COUNTRY

California: Emmer Nichols

Canada: Naithan George

Colorado: Luke O'Brien

Florida: Javian McCollum

Georgia: Ryan Mutombo, Kowacie Reeves, Jr., Marcos San Miguel, Lance Terry

Guinea: Ibrahim Souare

Maryland: Jaeden Mustaf

Missouri: Darrion Sutton

Senegal: Baye Ndongo

Texas: Doryan Onwuchekwa, Duncan Powell, Dyllan Thompson

BY MAJOR

Applied Language and Intercultural Studies: Javian McCollum, Duncan Powell

Business Administration: Naithan George, Jaeden Mustaf, Dorian Onwuchekwa, Ibrahim Souare, Darrion Sutton

Computer Science: Marcos San Miguel

Economics: Luke O'Brien

Economics/International Affairs: Emmer Nichols

History, Technology & Society: Kowacie Reeves, Jr., Lance Terry

Literature, Media & Communication: Baye Ndongo

Management (MS): Ryan Mutombo

BY HEIGHT

6-2 Javian McCollum

6-3 Naithan George, Lance Terry

6-4 Marcos San Miguel

6-5 Jaeden Mustaf

6-6 Dallan "Deebo" Coleman, Miles Kelly, Emmer Nichols, Ibrahim Sacko

6-7 Kowacie Reeves, Jr., Dyllan Thompson

6-8 Luke O'Brien, Duncan Powell, Darrion Sutton

6-9 Baye Ndongo, Ibrahim Souare

6-11 Doryan Onwuchekwa

7-2 Ryan Mutombo

PRONUNCIATION GUIDE

McCamish Pavilion Muh-CAM-ish (like CAM Newton)

Javian McCollum JAY-vee-un muh-CALL-um

Jaeden Mustaf JAY-dun MOO-stoff

Ryan Mutombo moo-TOM-bo

Baye Ndongo BYE nDON-go

(NOT en-dongo or ruh-dongo)

Doryan Onwuchekwa DOR-ee-un ON-woo-CHECK-wuh

Kowacie Reeves, Jr. ko-WAY-see

Ibrahim Souare EE-bruh-HEEM SWAR-ay (rhymes with soiree)

Darrion Sutton DARR-ee-un

RADIO/TV ROSTER



Naithan George
G • 6-3 • So.

1



Javian McCollum
G • 6-2 • Sr.

2



Jaeden Mustaf
G • 6-5 • Fr.

3



Ryan Mutombo
C • 7-2 • Gr.

12



Baye Ndongo
F • 6-9 • So.

11



Emmer Nichols
F • 6-6 • r-So.

35



Luke O'Brien
F • 6-8 • Gr.

9



Doryan Onwuchekwa
C/F • 6-11 • Fr.

45



Duncan Powell
F • 6-8 • Jr.

31



Kowacie Reeves, Jr.
G • 6-7 • Sr.

14



Marcos San Miguel
G • 6-4 • So.

33



Ibrahim Souare
F • 6-9 • r-Fr.

30



Darrion Sutton
F • 6-8 • Fr.

10



Lance Terry
G • 6-3 • Sr.

0



Dyllan Thompson
G/F • 6-7 • Fr.

32



Damon Stoudamire
Head Coach



Karl Hobbs
Associate Head Coach



B.J. Elder
Assistant Coach



Pershin Williams
Assistant Coach



Nate Babcock
Assistant Coach



Bonzi Wells
Assistant Coach

RADIO/TV CHEAT SHEET



0

LANCE TERRY**Guard • 6-3 • 200 • 5th-yr. Senior • College Park, Ga.**

Year	GP/GS	PPG	RPG	APG	FG%	3FG%	FT%
2024-25	24/19	14.6	2.8	1.5	.433	.362	.725
Season Highs	Pts: 25	Reb: 10	Ast: 4	Min: 52:16			
Career Highs	Pts: 26	Reb: 10	Ast: 4	Min: 52:16			



1

NAITHAN GEORGE (NAY-thun or NATE)**Guard • 6-3 • 185 • Sophomore • Toronto, Ontario**

Year	GP/GS	PPG	RPG	APG	FG%	3FG%	FT%
2024-25	27/27	12.9	4.0	6.3	.406	.345	.807
Season Highs	Pts: 28	Reb: 8	Ast: 11	Min: 55:00			
Career Highs	Pts: 28	Reb: 8	Ast: 11	Min: 55:00			



2

JAVIAN MCCOLLUM (JAY-vee-un)**Guard • 6-2 • 175 • Senior • Fort Myers, Fla.**

Year	GP/GS	PPG	RPG	APG	FG%	3FG%	FT%
2024-25	19/11	12.2	2.7	3.4	.435	.363	.865
Season Highs	Pts: 21	Reb: 5	Ast: 6	Min: 37:59			
Career Highs	Pts: 30	Reb: 7	Ast: 9	Min: 38			



3

JAEDEN MUSTAF (JAY-dun MOO-stoff)**Guard • 6-5 • 210 • Freshman • Bowie, Md.**

Year	GP/GS	PPG	RPG	APG	FG%	3FG%	FT%
2024-25	19/7	8.7	3.3	1.6	.410	.381	.677
Season Highs	Pts: 18	Reb: 8	Ast: 6	Min: 34:04			
Career Highs	Pts: 18	Reb: 8	Ast: 6	Min: 34:04			



9

LUKE O'BRIEN**Forward • 6-8 • 225 • Grad. Senior • Littleton, Colo.**

Year	GP/GS	PPG	RPG	APG	FG%	3FG%	FT%
2024-25	10/6	6.4	4.4	0.6	.471	.321	.778
Season Highs	Pts: 15	Reb: 10	Ast: 1	Min: 27:35			
Career Highs	Pts: 18	Reb: 14	Ast: 4	Min: 36			



10

DARRION SUTTON (DARE-ee-on)**Forward • 6-8 • 205 • Freshman • St. Louis, Mo.**

Year	GP/GS	PPG	RPG	APG	FG%	3FG%	FT%
2024-25	11/1	1.3	1.5	0.5	.214	.000	.667
Season Highs	Pts: 4	Reb: 4	Blk: 2	Min: 33:36			
Career Highs	Pts: 4	Reb: 4	Blk: 2	Min: 33:36			



11

BAYE NDONGO (BYE NDON-go)**Forward • 6-9 • 240 • Sophomore • Mboro, Senegal**

Year	GP/GS	PPG	RPG	BPG	FG%	3FG%	FT%
2024-25	27/27	12.8	8.5	0.9	.538	.400	.613
Season Highs	Pts: 26	Reb: 16	Blk: 3	Min: 52:23			
Career Highs	Pts: 26	Reb: 19	Blk: 4	Min: 52:23			



12

RYAN MUTOMBO (moo-TOM-bo)**Center • 7-2 • 255 • Grad. Senior • Atlanta, Ga.**

Year	GP/GS	PPG	RPG	BPG	FG%	3FG%	FT%
2024-25	13/7	2.5	2.9	0.6	.455	.000	.400
Season Highs	Pts: 10	Reb: 7	Blk: 2	Min: 21:33			
Career Highs	Pts: 15	Reb: 11	Blk: 4	Min: 21:33			



14

KOWACIE REEVES, JR. (ko-WAY-see)**Forward • 6-7 • 205 • Senior • Macon, Ga.**

Year	GP/GS	PPG	RPG	APG	FG%	3FG%	FT%
2024-25	6/6	9.3	2.5	1.0	.386	.281	.600
Season Highs	Pts: 17	Reb: 7	Ast: 3	Min: 32:30			
Career Highs	Pts: 21	Reb: 10	Ast: 3	Min: 42:46			



30

IBRAHIM SQUARE (EE-bruh-heem SWAR-ay)**Forward • 6-9 • 225 • RS-Sophomore • Conakry, Guinea**

Year	GP/GS	PPG	RPG	BPG	FG%	3FG%	FT%
2024-25	24/10	2.8	3.6	0.6	.630	.000	.267
Season Highs	Pts: 9	Reb: 12	Blk: 4	Min: 42:30			
Career Highs	Pts: 9	Reb: 12	Blk: 4	Min: 42:30			



31

DUNCAN POWELL**Forward • 6-8 • 235 • RS-Junior • Dallas, Texas**

Year	GP/GS	PPG	RPG	APG	FG%	3FG%	FT%
2024-25	26/6	10.7	5.3	0.8	.427	.344	.674
Season Highs	Pts: 23	Reb: 12	Ast: 2	Min: 48:39			
Career Highs	Pts: 23	Reb: 15	Ast: 10	Min: 48:39			



45

DORYAN ONWUCHEKWA (DORIAN ON-wu-CHECK-wuh)**Center • 6-11 • 240 • Freshman • Dallas, Texas**

Year	GP/GS	PPG	RPG	BPG	FG%	3FG%	FT%
2024-25	10/8	3.5	4.9	0.6	.333	.167	.200
Season Highs	Pts: 7	Reb: 11	Blk: 2	Min: 27:03			
Career Highs	Pts: 7	Reb: 11	Blk: 2	Min: 27:03			

Notes

- Currently Tech's top scorer, No. 9 in ACC in 3pt FG per game (2.13)
- Averaging 13.8 ppg vs. ACC, 39% FG, 30.8% 3pt FG, 69.3% FT (limited with wrist inj last 3 weeks)
- Surpassed 1,200 career points vs. Louisville; scored 20+ 7 times this season (4X vs. ACC teams)
- Did not play in 2023-24 due to injury, elected to red-shirt and return in 2024-25

Notes • ACC Player of the Week for Feb. 10-16

- No. 1 in the ACC, No. 13 in NCAA in assist average; No. 7 in ACC in assist/turnover ratio (2.24-1)
- Scored 20+ in 4 straight games before BC (24 ppg, 46.6% FG, 48.4% 3pt FG, 81.3% FT)
- Averaging team-high 14.7 ppg, 6.2 apg vs. ACC (42.0% FG, 36.6% 3pt FG)
- His 305 assists over his first 2 seasons are most since Drew Barry (305 from 1992-94)

Notes • HM All-Big 12 in 2023-24

- Missed 4 games in Nov/Dec (concussion), missed 2nd half at Clemson + last 4 games (head)
- 15.1 ppg over 10-game stretch before Clemson, 4 games of 20+ pts (35.7% 3pt FG, 29-33 FT, 39 ast, 18 stl)
- Vs. ACC: 13.9 ppg, 4.0 apg, 42.9% FG, 33.3% 3pt FG, 85.7% FT (21 pts vs. ND, 20 vs. BC, SMU, FSU)
- Transfer from Oklahoma, No. 31 in ESPN's transfer portal ranking, No. 2 among transfers into ACC (247Sports)

Notes

- Returned after 6-game absence (foot) to play 73 total minutes and score 21 pts vs. Stanford/California/BC
- 7 games w/ double-digit points this season, scored 12 pts vs. Clemson
- Started 7 games - 25 mpg, 8.4 ppg, 44.9% FG, 3-6 3pt FG
- Overtime Elite product ranked No. 58 nationally and No. 7 at his position

Notes

- Started 6 of 10 games played, played 1 ACC game; missed last 16 with toe injury (last played 12/18 vs. UMBC)
- Solid rotation player who is No. 3 on team in FG%, season-high 10 rebs vs. West Ga., 15 pts vs. North Fla.
- Transfer from Colorado, where he played with 3 2024 NBA draft picks; key rotation player/part-time starter
- Played in 111 games (29 starts) over 4 seasons, career-best 6.7 ppg, 3.8 rpg, 37.6% 3FG in 2023-24

Notes

- Played in just 6 games since Dec. 28, including Tech's last 4 (19.5 min per game, 6 total pts, 10 reb)
- Played in opener vs West GA, then missed 8 with inj; returned to action vs. Northwestern
- Overtime Elite product ranked No. 98 nationally and No. 24 at his position
- Averaged 10.6 ppg, 8.2 rpg, 3.5 apg in 17 games for Team RWE, advancing to OTE championship series

Notes • ACC All-Freshman team in 2023-24 / Preseason 2nd-team All-ACC

- 5 double-doubles in last 6 games; 17.2 ppg, 12.2 rpg, 58.1% FG, 10 blocks, 7 steals
- 10+ points in 21 games this season, double-doubles in 9 (7 in ACC games)
- Tech's No. 3 scorer and top rebounder; 4th in ACC in rebounds per game, top 10 in off reb & def reb per game
- Vs. ACC: 13.3 ppg (4th on team), 9.4 rpg (3rd in ACC), 54.1% FG (4th ACC), 1.1 blicks per game (13th ACC)

Notes

- DNP 1st 9 games, played in 12 games since, led Tech in rebounds 3 games
- Scored 16 points with 14 rebounds in 1st 2 games played (Northwestern/UMBC); 1.6 ppg/2.4 rpg since
- Graduate transfer from Georgetown; son of late Hoya and NBA star Dikembe Mutombo
- Played in 54 games, making 1 start, for the Hoyas over 3 years; averaged 3.3 ppg, 2.3 rpg

Notes

- Started all 38 games at Tech until missing the last 21 games with a foot injury (last played 11/27 vs. Ch.So.)
- Double-figure points in first 3 games this season (13 last season), 9 total points, 3 rebounds last 3 games
- Led team in 3pt pct. (38.3), No. 2 in FT pct. (84.0) in 2023-24
- Averaged 9.2 ppg, 3.7 rpg, 40.7% FG, 41.3% 3pt FG in ACC games

Notes

- Power forward prospect from Guinea who redshirted in 2023-24, played all 16 ACC games (22.7 mpg)
- Started last 10 games, playing 27.1 mpg, 3.8 ppg, 5.0 rpg, 6 blocks
- Scored season-highs of 9 pts with 12 reb in 42:30 in 3-OT win at Clemson
- Attended Canyon International Academy, where he was a teammate of Naithan George in 2022-23

Notes • ACC Sixth Man of the Year Candidate

- Transfer from Sacramento State, played in 26 games, started last 4
- String of 8 straight double-digit games snapped at BC (17.0 ppg, 5.1 rpg, 36.5% 3pt FG, 73.2% FT)
- 10 double-digit games in last 13 games for Tech (23 vs. VT, 20 vs. FSU, 21 vs. ND)
- Vs. ACC: 13.3 ppg, 5.1 rpg, 41.7% FG, 35.9% 3pt FG, 70% FT

Notes

- Played in 10 games, started 8 (3.5 ppg, 5.1 rpg, 11-33 FG); has not played since Dec. 15 (personal)
- 3-star prospect from Faith Family Academy in Dallas; No. 112 nationally (247Sports Comp) and No. 17 center
- Helped Faith Family Academy to a 118-24 record over 4 years with 3 UIL 4A state titles
- Earned all-state honors as a senior, all-Dallas Metro team in 2023 and 2024