



GEORGIA TECH BASKETBALL 2024-25

ACC Champions 1985, 1990, 1993, 2021 • Final Four 1990, 2004 • 17 NCAA Tournament appearances

2024-25 Schedule/Results

Date	Opponent	TV	Time
N6	WEST GEORGIA	ACCNX	W, 85-62
N10	NORTH FLORIDA	ACCNX	L, 93-105
N12	TEXAS SOUTHERN	ACCNX	W, 81-62
N15	GEORGIA	ACCNX	L, 69-77
N23	CINCINNATI (18/16)	ACCNX	L, 58-81
N27	CHARLESTON SOUTHERN	ACCNX	W, 91-67
N30	CENTRAL ARKANSAS	ACCNX	W, 87-68
D3	at Oklahoma* (21/21)	ESPNU	L, 61-76
D7	at North Carolina (20/22)	ACC Network	L, 65-68
D15	vs. Northwestern+	B1G Network	L, 60-71
D18	UMBC	ACCNX	W, 91-82
D21	DUKE (5/5)	ACC Network	L, 56-82
D28	ALABAMA A&M	ACC Network	W, 92-49
D31	NOTRE DAME	ACC Network	W, 86-75
J4	BOSTON COLLEGE	ESPNU	W, 85-64
J7	at Syracuse	ACC Network	L, 55-62
J11	at SMU	ESPN2	L, 71-93
J14	CLEMSON (rv)	ACC Network	L, 59-70
J18	at Florida State	ESPNU	L, 78-91
J22	VIRGINIA TECH	ESPNU	W, 71-64
J28	at Notre Dame	ACC Network	L, 68-71
F1	LOUISVILLE (21/22)	The CW	W, 77-70
F4	at Clemson (rv/21)	ACC Network	W, 89-86 (3ot)
F8	at Virginia	The CW	L, 61-75
F12	STANFORD	ACC Network	W, 60-52
F15	CALIFORNIA	ACC Network	W, 90-88 (ot)
F22	at Boston College	ACC Network	2 p.m.
F25	at Pittsburgh	ACC Network	7 p.m.
M1	NC STATE	ACC Network	3 p.m.
M4	MIAMI	ACC Network	7 p.m.
M8	at Wake Forest (rv)	The CW	2:15 p.m.
M11	ACC Tournament%		

*SEC/ACC Challenge; +MIKE Tip-Off (Fiserve Forum, Milwaukee, Wis.); %ACC Tournament (Charlotte, N.C.)

All times Eastern; home games in ALL CAPS

RADIO: Georgia Tech Sports Network by Legends Sports

Announcers	Andy Demetra, Randy Waters
Producer/Engineer	Isiah Stewart
Network station in Atlanta	680 AM / 93.7 FM
Satellite Radio	SiriusXM Ch. 386 (app 976)
Online	GT Gameday App, Ramblinwreck.com
Tuneln	buzz.gt/LiveTuneln

Television ACC Network

Announcers	Jon Meterparel, Eric Devendorf
------------	--------------------------------

Communications

GTMBB contact	Mike Stamus
Phone	404-218-9723 (cell)
E-mail	mstamus@athletics.gatech.edu

Social Media: #StingEm

Official Twitter	@GTMBB
Facebook	gtmensbasketball
Instagram	gtmensbasketball

GEORGIA TECH (13-13, 7-8 ACC) vs. BOSTON COLLEGE (11-15, 3-12 ACC) Game 27 • February 22, 2025

Tech Pays Return Visit to Boston College

Georgia Tech hits the road for the first time in two weeks, making a return visit to Boston College for a 2 p.m. Atlantic Coast Conference contest Saturday at the Conte Forum. The Yellow Jackets won the first meeting between the teams, 85-64, on Jan. 4 in Atlanta.

Tech (13-13, 7-8 ACC) has won four of its last five games after sweeping both West Coast ACC teams last week at home. The Yellow Jackets downed Stanford, 60-52, and escaped with a 90-88 win in overtime over California. Tech also has defeated Louisville (77-70) and Clemson (89-86 in 3 OT) during this five-game stretch. The Clemson game has been the only road win this season for Tech, which is 1-8 away from home.

Boston College (11-15, 3-12 ACC) snapped a four-game losing streak Tuesday night with a 54-36 victory at home over Virginia Tech. It ended a skid that saw the Eagles lose a triple-overtime game at Syracuse and a double-OT game at home to Notre Dame. BC's ACC wins have all come at home over Miami, Florida State and the Hokies.

Saturday's game will be televised live on the ACC Network, with a live stream available on the ESPN app. Radio coverage is on the Georgia Tech Sports Network by Legends Sports and flagship station 680 the Fan (680 AM/93.7 FM). The Tech broadcast is also available on Sirius XM channel 386 and the SiriusXM app.

EVENT INFORMATION

Site	Silvio O. Conte Forum, Chestnut Hill, Mass.
Series vs. Boston College	Tech leads, 20-13!
On the road	Tech leads, 7-6
Last meeting	Tech def. BC, 85-64, on 1/4/2025 in Atlanta
Trend	Tech has won 6 of the last 7 meetings
! Feb. 11, 2017 victory vacated by NCAA Committee on Infractions	

GEORGIA TECH YELLOW JACKETS

Rankings (AP/Coaches/KenPom/NET) nr nr	105 121
Record breakdown	12-5 home 1-7 road 0-1 neutral
Head coach	Damon Stoudamire (Arizona, 1995)
Career record/at GT	98-108 (7th yr) 27-31 (2nd yr)
Stoudamire vs. Boston College	1-1
Next game	Feb. 25 at Pittsburgh

BOSTON COLLEGE EAGLES

Rankings (AP/Coaches/KenPom/NET) nr nr	192 212
Record breakdown	8-7 home 0-7 road 3-1 neutral
Head coach	Earl Grant (Georgia College, 2000)
Career record/at BC	187-157 (11th yr) 60-68 (4th yr)
Tech vs. Grant	4-1
Next game	Feb. 26 at Stanford

ROSTER AT-A-GLANCE (#indicates last-game starter)

1	Naithan George#	G.....6-3.....185.....So.....	Toronto, Ontario.....	13.0 ppg....6.3 apg
	> ACC Player of the Week; No. 2 in ACC assist avg (No. 12 NCAA); avg 24 ppg in Tech's last 4 games			
2	Javian McCollum	G.....6-2.....175.....Sr.....	Fort Myers, Fla.	12.2 ppg....3.4 apg
	> Transfer from Okla.; missed last 3 gms (head); 12.9 ppg, 4.3% FG, 34.5% 3pt FG, 85.7% FT vs. ACC			
3	Jaeden Mustaf	G.....6-5.....210.....Fr.....	Bowie, Md.....	8.9 ppg....1.7 apg
	> Four-star prospect; returned after 6g absence vs Stanford; started 7 games; 7.1 ppg, 38.5% FG vs. ACC			
12	Ryan Mutombo	C.....7-2.....255.....Gr.....	Atlanta, Ga.....	2.5 ppg....2.9 rpg
	> Transfer from Georgetown; DNP 1st 9 games of the season, played in 10 ACC games (36.8% FG, 4 blocks)			
11	Baye Ndongo#	F.....6-9.....240.....So.....	Mboro, Senegal	12.7 ppg....8.3 rpg
	> Pre-season All-ACC; 4 double-doubles in last 5 games; 13.1 ppg, 53.4% FG, 9.1 rpg in ACC games			
35	Emmer Nichols	F.....6-6.....223.....r-So.....	Woodside, Calif.....	0.7 ppg....0.7 rpg
	> Non-scholarship player in 3rd year in the program, redshirted in 2022-23, played 3 games this season			
9	Luke O'Brien	F.....6-8.....225.....Gr.....	Littleton, Colo.	6.4 ppg....4.4 rpg
	> Transfer from Colorado; 47.1% FG, 32.1% 3pt FG this season; missed last 14 games (toe)			
45	Doryan Onwuchekwa	C.....6-11.....240.....Fr.....	Dallas, Texas	3.5 ppg....4.9 rpg
	> 3-star center prospect; started 8 games (3.5 ppg, 5.1 rpg); has not played since Dec. 15 (personal)			
31	Duncan Powell#	F.....6-8.....235.....r-Jr.....	Dallas, Texas	11.0 ppg....5.5 rpg
	> Transfer from Sacramento St.; started 4 of last 9 games; avg 14.0 ppg, 5.3 rpg, 38.9% 3FG vs. ACC			
14	Kowacie Reeves, Jr.	G.....6-7.....205.....Sr.....	Macon, Ga.....	9.3 ppg....2.5 rpg
	> Started all 32 games in 2023-24 & 1st 6 this season before sustaining foot injury, missed last 20 games			
33	Marcos San Miguel	G.....6-4.....203.....So.....	Smyrna, Ga.	2.0 ppg....0.0 rpg
	> Non-scholarship player in 2nd year in the program, played in 2 game this season			
30	Ibrahim Souare#	F.....6-9.....225.....r-Fr.....	Conakry, Guinea	2.7 ppg....3.6 rpg
	> Red-shirted in 2023-24; averaging 22.7 mins, 4.1 rpg, 12 blocks in ACC gms (started last 9 gms)			
10	Darrian Sutton	F.....6-8.....205.....Fr.....	St. Louis, Mo.	1.4 ppg....1.6 rpg
	> 4-star prospect; played in 10 games (6 ACC), played 63 minutes last 3 games, more than his prev 7 combined			
0	Lance Terry#	G.....6-3.....200.....r-Sr.....	College Park, Ga.....	14.6 ppg....2.8 rpg
	> 10+ pts in 17 games, 20+ in 7; 13.8 ppg, 40.1% FG, 31.9% 3pt FG vs. ACC; missed 3 of Tech's last 8 gms			
32	Dyllan Thompson	G/F.....6-7.....215.....Fr.....	Sugar Land, Texas	---
	> Non-scholarship prospect in 1st year at Tech; multi-sport standout, all-state in basketball			

TECH NOTEBOOK

Tech Team Statistics

Category	2024-25	ACC	NCAA
Scoring offense	74.6	11	170
Scoring defense	73.5	13	235
Scoring margin	+1.1	11	203
Field goal pct.	.447	12	186
Effective FG pct.	.509	10	206
Field goal pct. def.	.423	5	97
3-pt FG pct.	.346	9	139
3-pt FG per game	7.6	10	194
3-pt FG att. per game	21.9	12	204
3-pt FG pct. def.	.356	16	302
3-pt FG allowed per game	8.6	-	-
Free throw pct.	.665	18	322
FT made per game	12.8	13	238
FT attempts per game	19.3	9	170
Rebounds per game	36.8	7	113
Rebound margin	+0.5	11	212
O-Reb per game	10.6	9	177
D-Reb per game	26.2	6	73
Assists per game	14.8	4	106
Assist/TO ratio	1.23	10	137
Turnover margin	-0.5	11	236
Turnovers per game	12.1	14	205
Turnovers forced per game	11.5	10	232
Blocks per game	3.7	9	118
Steals per game	6.3	10	234
Fouls per game	16.3	10	131
Bench points per game	21.0	9	169
Fast break points per game	9.4	7	199

Rankings through games of February 19

Games Started/Finished

Player	2024-25	Conf.	Career	*Finished
Naithan George	26	15	54	20
Javian McCollum	11	6	68	13
Jaeden Mustaf	7	6	7	14
Ryan Mutombo	7	5	8	1
Baye Ndongo	26	15	55	12
Emmer Nichols	-	-	-	3
Luke O'Brien	6	1	35	3
Doryan Onwuchekwa	8	1	8	1
Duncan Powell	5	5	32	21
Kowacie Reeves, Jr.	6	-	55	2
Marcos San Miguel	-	-	-	2
Ibrahim Souare	9	9	9	13
Darrion Sutton	-	-	-	6
Lance Terry	18	12	76	19
Dyllan Thompson	-	-	-	-

*Includes starts at previous school and in conference tournaments

Non-Conference Breakdown

Team	Conf.	Record	Conf.	KP	NET
Alabama A&M	SWAC	9-17	5-8	357	359
Central Arkansas	A-Sun	7-21	3-12	349	351
Charleston So.	Big South	10-17	6-6	281	274
Cincinnati	Big 12	15-11	5-10	53	47
Georgia	SEC	16-10	4-9	44	39
North Florida	A-Sun	14-14	7-8	242	249
Northwestern	Big Ten	13-13	4-11	58	61
Oklahoma	SEC	16-10	3-10	50	53
Texas Southern	SWAC	11-15	8-5	291	304
UMBC	Am-East	12-15	4-8	275	284
West Georgia	A-Sun	5-23	3-12	341	342
GT strength of schedule rank				80	74
GT NC strength of schedule rank				347	228
vs. Quad 1: 2-5		vs. Quad 2: 0-6			
vs. Quad 3: 3-1		vs. Quad 4: 8-1			

KP - KenPom.com, NET - NCAA NET rankings

Through games of February 19

They Said it

"George is a phenomenal passer. His vision is high-level and his passing is high-level. Ndongo is long, he's athletic, he's tough, he's quick. That's a pretty great tandem."

-Cal head coach Mark Madsen on George and Ndongo

The Tip-Off

• Tech is tied for 8th place in the ACC standings, in position for a first-round bye in the ACC Tournament if the tournament were to begin today. The Yellow Jackets have matched their ACC win total from 2023-24 with 5 games remaining.

• A win Saturday would give Tech its third straight victory and fifth in the last six games. The Yellow Jackets last won three consecutive ACC games late last season, downing Louisville at home, Syracuse and Boston College on the road.

• A win Saturday would bring the Yellow Jackets to .500 in the ACC after 16 games for the first time since their ACC championship season of 2021. Tech has matched its ACC win total from last season with five games to play.

• A win Saturday would put Tech above .500 for the season, a position the Jackets have not been in at this point in the season since 2020-21.

• A win Saturday would give Tech its first regular-season sweep of an ACC team since the 2021-22 season (also Boston College). The Jackets have scored a season sweep of an ACC team just three times since the 2013 expansion - BC in 2013-14 and 2021-22, and Clemson in 2019-20. This season, Jackets have split with Clemson and Notre Dame, their two permanent home-and-away foes.

• Tech is the only ACC team this season to defeat both Clemson and Louisville, the teams tied for 2nd place in the standings, this season. The Jackets stopped a 10-game winning streak by Louisville (2/1), which has gone on to win 4-straight since, and stopped a 6-game win streak by Clemson (2/4), which responded by winning its last 3, including Duke and North Carolina.

• Tech is 1-1 following a bye in the ACC schedule under **Damon Stoudamire**, 4-5 over the last seven-plus seasons. The Jackets lost at Notre Dame, 71-68 on Jan. 28, following its weekend bye last month.

• Eight of Tech's 15 ACC games this season have been decided by single digits, including 6 of the last 7 (71-64 win over Virginia Tech, 71-68 loss at Notre Dame, 77-70 win over Louisville, 89-86 win over Clemson, 60-52 win over Stanford, 90-88 win over California).

• Tech has won 4 of its last 5 games, but has outscored the opposition by just 6 points in those games. Over its last 7 games (5 wins), Tech has outscored the opposition by just 10 points.

Series Notes vs. Boston College

• Georgia Tech has won six of the last seven meetings in the series vs. Boston College, including an 85-64 win over the Eagles on Jan. 4 this season in Atlanta.

• Tech leads the all-time series, 20-13 (one win vacated by the NCAA Committee on Infractions). The one scheduled meeting in 2020-21 in Atlanta was not played due to COVID-19.

• Tech holds a 16-12 advantage in the series since Boston College became a member of the ACC.

• The teams have played to overtime six times in the series, including three of the last nine meetings and five times since the Eagles joined the ACC.

• Boston College has won three of the four ACC Tournament meetings between the two schools, and each time the tournament result has mirrored the regular-season outcome.

• Twenty-five of the games in the series have been decided by less than 10 points, 17 of them by fewer than five points.

• Tech is 9-3 against the Eagles at home, 4-1 at Alexander Memorial Coliseum, 1-0 at Philips Arena and 5-2 at McCamish Pavilion.

Series vs. Boston College (20-13!)

Home: 9-3!, Away: 7-6, Neutral: 4-4

All Home Games: 9-3!
At McCamish Pavilion: 5-2!
At Alexander Memorial Coliseum: 3-1
At Philips Arena: 1-0
In Atlanta: 10-3
In Boston/Chestnut Hill: 8-6
At Conte Forum: 6-6
As ACC members: 16-12
In the ACC Tournament: 1-3
All Neutral Games: 4-4
Under Bobby Cremins: 2-0
Under Paul Hewitt: 4-3
Under Brian Gregory: 5-4
Under Josh Pastner: 6-2!
Under Damon Stoudamire: 1-1
Vs. Jim Christian: 4-4
Vs. Earl Grant: 4-1
Longest Winning Streak: 5 games (2019-23)
Longest Losing Streak: 3 games (2012-13)
Most Points Scored: 103 on 3-7-1996
Fewest Points Scored: 37 on 1-19-1980
Most Points Allowed: 95 on 1-6-2024
Fewest Points Allowed: 40 on 1-19-1980
Largest Margin of Victory: 14 on 3-17-1996, 3-4-2007
Largest Margin of Defeat: 11 on 1-8-2011
! Feb. 11, 2017 victory vacated by NCAA Committee on Infractions

All-Time Series Results

12-31-1946a	W	54- 50
1-19-1980n1	L	37- 40
12-20-1986 (ot) 16/nrn2	W	65- 62
3-17-199613/15	W	103- 89
3-21-200414/15	W	57- 54
1-8-200611/11	W	60- 58
1-29-200620/18	L	64- 66
3-4-2007h10	W	74- 60
3-8-2008a	W	86- 78
1-20-2009 (ot)h10	L	76- 80
3-7-2009a	L	66- 67
2-27-2010h10	W	73- 68
1-8-2011a	L	75- 86
2-4-2012h13	W	51- 47
2-29-2012a	L	52- 56
3-9-2013a	L	72- 74
3-14-2013n5	L	64- 84
1-21-2014a	W	68- 60
2-13-2014h15	W	74- 71
3-12-2014 (ot)n5	W	73- 70
1-25-2015h15	L	62- 64
3-10-2015n5	L	65- 66
2-27-2016a	W	76- 71
2-11-2017h15	!	65- 54
2-4-2018 (ot)a	L	72- 80
3-6-2018n6	L	77- 87
3-3-2019 (ot)h15	W	81- 78
1-11-2020a	W	71- 52
1-12-2022a	W	81- 76
3-5-2022 (ot)h15	W	82- 78
3-4-2023a	W	73- 65
1-6-2024h15	L	87- 95
1-4-2025h15	W	85- 64

n1-Boston Garden, Boston, Mass.; n2-Suntory Ball (Aoyama College, Tokyo, Japan); n3-NCAA Southeast Regional second round (Orlando [Fla.] Arena); n4-NCAA Tournament second round (Bradley Center, Milwaukee, Wis.); n5-ACC Tournament (Greensboro Coliseum, Greensboro, N.C.); n6-ACC Tournament (Barclays Center, Brooklyn, N.Y.)

TECH NOTEBOOK

Georgia Tech Quick Facts

Official Name:	Georgia Institute of Technology
Location:	Atlanta, Ga.
Enrollment:	47,946
Founded:	1885
Colors:	Old Gold and White
Nickname:	Yellow Jackets, Ramblin' Wreck
Mascot:	Buzz (Yellow Jacket)
Fight Songs:	Ramblin' Wreck, White and Gold
Conference:	Atlantic Coast (ACC)
Home Arena:	McCamish Pavilion (capacity 8,600)
President:	Dr. Angel Cabrera
Director of Athletics:	J Batt
Faculty Rep. for Athletics:	Dr. Jenna Jordan
Head Coach:	Damon Stoudamire (Arizona, 1995) Record at Tech: 13-13 (2nd season) Overall: 98-108 (7th season) ACC Regular Season: 0-1 ACC Tournament: 0-1 NCAA Tournament: 0-0
Associate Head Coach:	Karl Hobbs (Connecticut, 1984), 2nd season
Assistant Coach:	B.J. Elder (Georgia Tech, 2014), 6th season
Assistant Coach:	Pershin Williams (North Florida, 2005), 2nd season
Assistant Coach:	Nate Babcock (Wisconsin-Eau Claire, 2009), 2nd season
Assistant Coach:	Bonzi Wells (Ball State, 1998), 2nd season
Quality Control Specialist:	Greg Gary (Tulane, 1992), 1st season
Director of Player Personnel:	Matt Holt (Northeastern, 2011), 2nd season
Director of Scouting:	Hayden Sheridan (Arizona, 2016), 7th season
Assistant Director of Operations:	Taylor Ann Hendricks (Iowa State, 2020), 3rd season
Special Assistant to the Head Coach:	James Forrest (Georgia Tech, 1995), 1st season
Associate Director of Sports Medicine:	Richard Stewart (Salisbury, 2005), 18th season
Director of Strength and Conditioning:	Justin Landry (Cal State East Bay, 2012), 2nd season
Recruiting and Operations Coordinator:	Jake Alburnus (Western Michigan, 2020), 2nd season

Basketball History

110th season:	1st game, Feb. 17, 1906 vs. Auburn
All-time Record:	1,464-1,336 !
Winning/Losing/500 Seasons:	55 / 50 / 4
NCAA Appearances (17):	23-17 record
	1960, 1985, 1986, 1987, 1988, 1989, 1990, 1991, 1992, 1993, 1996, 2001, 2004, 2005, 2007, 2010, 2021
Final Fours (2):	1990, 2004
NIT Appearances (8):	10-8 record
	1970, 1971, 1984, 1994, 1998, 1999, 2003, 2016
ACC Championships (4):	1985, 1990, 1993, 2021
ACC Regular-Season Titles (2):	1985 (tie), 1996
ACC Regular-Season Record (46th season):	301-444 !
ACC Tournament Record:	29-40
SEC Championships (1):	1938
SEC Regular-Season Titles (1):	1937
SEC Regular-Season Record (1932-64):	201-207
Metro Conference Regular-Season Record (1975-78):	9-10
Metro Conference Tournament Record:	4-3
Record at McCamish Pavilion:	148-80 ! (12 seasons)
Record at Alexander Memorial Coliseum:	556-194 (55 seasons, 1956-2011)
Record at State Farm Arena:	8-12
Record at Gas South Arena:	4-1
Record at Georgia Dome:	9-5
All-Time Head Coaches:	14
ACC Head Coaches:	5
All-America Selections:	14 (12 players)
Consensus All-Americans:	2
First-Team All-Americans:	5
National Players of the Year:	1
All-ACC Selections:	57 times (34 players)
ACC Players of the Year:	2
ACC Rookies of the Year:	11
ACC Coaches of the Year:	5 (3 coaches)
ACC Tournament MVPs:	4
ACC All-Freshman Team:	15
! On-court record (Georgia Tech had 22 wins and one loss during the 2016-17 and 2017-18 seasons vacated by the NCAA's Committee on Infractions.)	

- Tech has played BC at three different venues in the Boston area. The Jan. 29, 2005 game was Tech's first visit to the Conte Forum, BC's current home court, where the Jackets are 6-6, and have won the last three games in the building.
- The first game in the series on Dec. 31, 1946, was played at Boston Arena, and the teams also played in the Boston Garden on Jan. 19, 1980.
- Prior to BC's entry into the ACC, the teams met four times on neutral floors, including one outside the United States, a 65-62 overtime win for the Yellow Jackets in the 1986 Suntory Ball in Tokyo, Japan.
- The teams have met twice in NCAA Tournament competition, both of them won by Tech. The Yellow Jackets downed the Eagles, 103-89, in the 1996 Southeast Regional second round in Orlando, and eliminated the Eagles, 57-54 in a 2004 second-round game in Milwaukee.

Last Meeting: Jackets Soar Past Eagles

January 4, 2025 (Atlanta): Georgia Tech extended its winning streak to three games, taking down Boston College, 85-64 at McCamish Pavilion. The Yellow Jackets offense continued their hot streak, shooting 58.5 percent from the field as Tech tallied its largest margin of victory in an ACC game since the 2020-21 season.

Javian McCollum and **Lance Terry** led the way with 20 points each, marking the second straight game two different Jackets finished with 20+ points. McCollum achieved his 19th career 20-point effort in an incredibly efficient offensive display, doing so on 66.7 percent shooting (6-9). Terry made his 20 points on 58.3 percent shooting for his 11th 20-point outburst in the White and Gold and his fifth of the season, the most on the team. Other Jackets in double figures included **Baye Ndongo** (14) and **Duncan Powell** (11).

Naithan George dealt a game-high 10 assists along with 10 points of his own for his second-career double-double. **Ibrahim Souare** blocked four shots while also leading the team in rebounds (six)..

Last Time Out: Tech Outlasts Cal in OT

Baye Ndongo, Naithan George and Duncan Powell combined to score 71 points, including including Ndongo's tip-in at the buzzer that gave Georgia Tech men's basketball a heart-stopping 90-88 overtime win over visiting California last Saturday afternoon at McCamish Pavilion.

Georgia Tech trailed by five early in overtime and by two with less than a minute to go, but Ndongo scored the game's final four points to lift the Yellow Jackets to the thrilling victory. Ndongo knotted the game at 88-88 on a turnaround jumper with 43 seconds remaining then, after a steal by Powell on the other end of the floor, he tipped in George's running jumper as time expired, setting off a wild celebration by the Yellow Jackets and a raucous McCamish Pavilion crowd.

Ndongo and George scored 26 points apiece, while Powell added 19 for the Yellow Jackets in the win.

- Tech set season highs for ACC games in 3-point field goals and 3-point percentage (11-for-20) against California.
- Tech hit better than 50 percent from the floor in an ACC game for the third time this season, and matched a season-high for field goals in a conference game (35).
- Tech is 12-5 on its home court after beginning the season 2-3.
- Tech has won four-straight ACC games at home, the first time the Jackets have accomplished that since late in the 2019-20 season.
- Tech is 2-0 in overtime games this season.

Tech Bytes

- Tech has won 4 of its last 5 games, but has outscored the opposition by just 6 points in those games. Over its last 7 games (5 wins), Tech has outscored the opposition by just 10 points.

Just Georgia Tech, please...

The Georgia Institute of Technology is the official title, but Georgia Tech will work fine, or just Tech (unless you're in Virginia or Texas). We would appreciate it if you would use our name in those ways. Georgia Tech University is incorrect. Thank you.

Georgia Tech By the Numbers

1	SEC Championships
1	NCAA Post-Graduate Scholar
1	Naismith Award winner
2	Final Four appearances
2	ACC regular-season titles
2	ACC Players of the Year
2	National Freshmen of the Year
3	Years a Member of the Metro Conference
4	ACC Championships
5	First-team All-America players
6	Jersey numbers retired
6	Academic All-Americans
7	NCAA Sweet 16 appearances
8	Wins over teams ranked No. 1
8	NBA lottery picks
12	ACC Rookie of the Year honorees
14	Head coaches in program history
17	NCAA Tournament berths
19	NBA first-round draft picks
25	Total postseason berths (NCAA and NIT)
32	Years a Member of the SEC
45	Years a Member of the ACC
47	Players taken in the NBA Draft
51	Players selected All-ACC (1st/2nd/3rd team)
228	Weeks ranked in either AP or Coaches Poll

Head Coaches Who Played in NBA

In NCAA Division I	
Coach	School
Steve Alford	Nevada
Speedy Claxton	Hofstra
Hubert Davis	North Carolina
Johnny Dawkins	Central Florida
Bryce Drew	Grand Canyon
Kim English	Providence
Penny Hardaway	Memphis
Fred Hoiberg	Nebraska
Bobby Hurley	Arizona State
Mark Madsen	California
Quonzo Martin	Missouri State
Mark Pope	Kentucky
Roger Powell Jr.	Valparaiso
Damon Stoudamire	Georgia Tech
Rod Strickland	Long Island
Reggie Theus	Bethune-Cookman
Darrell Walker	Little Rock
Mo Williams	Jackson State
Mike Woodson	Indiana

TECH NOTEBOOK

Tech's Record

	2024-25	2023-24
At home	12-5	8-7
On the road	1-7	4-9
At neutral sites	0-1	2-2
Vs. top-10 opponents	0-1	2-0
Vs. top-25 opponents	2-4	3-1
Vs. teams over .500	6-10	10-13
Vs. teams below .500	7-3	2-4
Vs. teams at .500	-	2-1
While in the top 25	-	0-0
In November	4-3	3-2
In December	3-4	5-2
In January	2-5	2-7
In February	4-1	2-5
In March/April	-	2-2
Wearing white uniforms	8-3	7-6
Wearing gold uniforms	3-5	3-6
Wearing navy uniforms	1-2	2-2
Wearing gray uniforms	0-3	2-3
Wearing HBE uniforms	1-0	0-1
Game is decided by 5 pts./fewer or OT	2-2	10-4
Game is decided by 10/fewer or OT	6-4	12-10
Leading at the half	11-2	10-4
Trailing at the half	2-11	3-13
Tied at the half	-	1-1
Leading with 5:00 to play	12-1	11-0
Trailing with 5:00 to play	1-12	3-18
Tied with 5:00 to play	-	0-0
In overtime games	-	1-1
After a bye in the ACC schedule	0-1	1-0
Tech scores 100 or more points	-	0-0
Tech scores 70 or more points	12-3	12-6
Tech scores fewer than 70 points	1-10	2-12
Opponent scores 100 or more points	0-1	0-0
Opponent scores 70 or more	5-11	7-17
Opponent scores fewer than 70	8-2	7-1
Opponent scores fewer than 50	-	0-0
Tech shoots 50 pct. or better	6-0	3-3
Opponent shoots 50 pct. or better	2-5	1-6
Opponent shoots under 40 pct.	8-4	7-4
Tech has a higher FG% than opponent	13-2	12-4
Tech has a lower FG% than opponent	0-11	1-14
FG percentage is even	-	0-0
Tech has more 3-point FGs	4-3	10-4
Tech has fewer 3-point FGs	8-8	4-10
3-point FGs are even	1-2	0-3
Tech attempts more FT than opponent	9-5	6-9
Tech attempts fewer FT than opponent	3-8	7-9
Free throw attempts are even	-	1-0
Tech outrebounds opponent	10-2	11-7
Opponent outrebounds Tech	3-10	2-10
Rebounds are even	0-1	1-1
Tech has fewer turnovers than opponent	7-3	3-7
Tech has more turnovers than opponent	5-7	11-11
Turnovers are even	1-3	0-0
Tech has more assists than turnovers	9-6	8-10
Committing more fouls	3-7	6-10
Committing fewer fouls	8-5	6-8
Fouls are even	2-1	2-0
4/more Jackets score in double figures	10-3	5-2
A Jacket scores 20 or more	9-7	11-8
A Jacket scores 30 or more	-	0-1
Scoring more bench points	9-8	7-11
Scoring fewer bench points	4-5	5-7
Bench scoring is even	-	1-0

• Tech has scored more than 1 point per possession in 7 of its last 8 games (exception 0.95 points per possession against Stanford). The Jackets are 12-4 this season when scoring more than a point per possession, and 8-1 when holding their foes to less than a point per.

• Tech set season highs for ACC games in 3-point field goals and 3-point percentage (11-for-20) against California.

• Tech hit better than 50 percent from the floor in an ACC game for the third time this season against California, and matched a season-high for field goals in a conference game (35).

• Tech has attempted 59 more free throws than its opponents in ACC play (+3.9 per game). The Yellow Jackets have not finished a season with more free throw attempts than their opponents since the 2016-17 season, and only once since 2000.

• Tech leads the ACC in limiting league opponents' trips to the free throw line, holding them to a 23.5% rate of FTA to FGA. Tech has committed just 31 fouls in its last 3 games.

• Tech has utilized 9 different starting lineups through 26 games this season, all because of injury. An injury to **Javian McCollum** at Clemson prompted the Jackets to send out a new first five at Virginia, with **Duncan Powell** back in the starting lineup for the third time. **Lance Terry's** unavailability (wrist) vs. Stanford opened a spot for freshman **Darriion Sutton** to make his first collegiate start.

• Tech has played 6 or 7 players in its last 9 games (starting with the 1/14 game vs. Clemson), one exception being 8 on 2/4 at Clemson as **Ryan Mutombo** and **Darriion Sutton** saw rare minutes, and 2/8 at Virginia when two walk-ons finished the game. The Jackets had played 8 or more in every game prior to the first Clemson meeting, 9 or more in 11 games.

• Twelve different players have started a game for Tech this season, 11 different players have started an ACC game. **Darriion Sutton** became the most recent first-time starter against Stanford.

• Sophomores **Baye Ndongo** and **Naithan George** are the only Yellow Jackets to have appeared in every game this season. No one else has started more than 18, and only one has started more than 11.

• **Ndongo** has started 55 consecutive games, **George** 54, dating back to last season.

• Tech rotation players have missed a total of 54 games this season because of injury or illness. **Kowacic Reeves, Jr.**, has missed the last 20 games (foot injury), **Luke O'Brien** missed the last 15 games (toe injury), **Jaeden Mustaf** had missed 6 straight (foot) before returning vs. Stanford, and **Lance Terry** has missed 3 of the last 8 (hand/illness). **Javian McCollum** missed 4 games earlier in December with a concussion, and missed the last 3 due to a head injury.

• **Reeves, Jr.**, has not played in an ACC game this season, while **O'Brien** has played in only one.

• The three players who missed the California game – **McCollum**, **Reeves** and **O'Brien** – have combined for 23 starts this season.

• Five Yellow Jackets have averages in double-digits for ACC games – **Naithan George** (15.1), **Duncan Powell** (14.0), **Lance Terry** (13.8), **Baye Ndongo** (13.1) and **Javian McCollum** (12.9).

• Despite Tech's shorter rotation the last three weeks, the Yellow Jackets' bench remains productive, ranking No. 9 in the ACC in points per game (21.0), and 169th nationally.

• In Tech's last 7 games, dating back to its Jan. 22 win over Virginia Tech, the Yellow Jackets have shot 46.4% from the floor and 36.8% from three-point range. Tech's offensive efficiency has been well above 1 point per possession in 6 of those 7 games.

• Tech is 2-5 vs. NCAA NET Quad 1 teams this season and 6-12 under head coach Damon Stoudamire. Pittsburgh (50) and Wake Forest (59) are the only Quad 1 opportunities remaining on the Yellow Jackets' schedule.

A Make-or-Miss Game

Georgia Tech's offensive rankings vs. the ACC last 8+ seasons (ACC regular season games only)

Year	PPG	FG Pct.	3pt FG Pct.
2024-25	71.4 (11)	.443 (10)	.349 (9)
2023-24	70.2 (12)	.427 (13)	.349 (7)
2022-23	66.8 (13)	.413 (15)	.341 (9)
2021-22	66.0 (12)	.428 (10)	.325 (11)
2020-21	71.8 (6)	.482 (2)	.360 (3)
2019-20	69.9 (9)	.462 (2)	.341 (6)
2018-19	60.7 (15)	.426 (8)	.306 (12)
2017-18	63.6 (14)	.419 (12)	.312 (15)
2016-17	65.1 (14)	.434 (14)	.309 (15)

Player Notes

• **Naithan George** has scored 20-plus points in Tech's last four games, after tallying a game-high 26 points against California. The 6-3 sophomore has averaged 24 points (34-of-73 FG, 15-of-31 3pt FG, 13-of-16 FT) over that stretch, along with 5.3 rebounds and 6.3 assists.

• **George** leads the ACC and ranked 57th nationally in minutes per game in conference games (38.31), and ranks 3rd in all games (35.1). He is No. 84 nationally in KenPom.com's measurement of usage (has played 85% of available minutes) for the full season, and has been in the court for 97% of the minutes in Tech's last 5 games.

• **George** played all but 3 seconds of Tech's wins last week over Stanford and California, and all but 1:07 of available minutes in Tech's last 4 games. That includes playing all 55 minutes of the Yellow Jackets' 3-overtime win at Clemson on Feb. 4.

• **George** leads the ACC in assist average with 6.3 per game (12th in the nation), and ranks No. 7 in assist/turnover ratio at 2.31 per game. He has posted 13 games of 7 or more assists this season. He ranks No. 35 according to KenPom in assist rate (assists divided by FG made by teammates while he is on the floor).

• Only 2 other players in NCAA Division I match or exceed **George's** season averages of at least 13.0 points, 3.9 rebounds and 6.3 assists per game this season – Steven Ashworth of Creighton, a senior, and Braden Smith of Purdue, a junior.

• **Baye Ndongo** has 4 double-doubles in Tech's last 5 games after scoring a career-high 26 points with 13 rebounds against Cal. The 6-9 sophomore has averaged 17.2 points (57.1% FG/36-of-63) and 11.6 rebounds over the last 5 games.

• Over Tech's last 9 games, **Ndongo** has averaged 14.1 points (8 double-digit games) and 10.9 rebounds (6 double-digit games). He has shot 52.5% percent from the floor, while recording 12 assists, team-high 10 blocked shots and a team-high 16 steals.

• **Duncan Powell** has averaged 17.3 points and 5.3 rebounds over his last 8 games, scoring double digits all of them and 20 or more in 2 games. The Sacramento State transfer has hit 46.8% (44-of-94) from the floor, 40% (18-of-45) from three-point range and 74.4% (32-of-43) from the foul line in that stretch.

• **Powell** has reached double figures in 11 of Tech's last 13 games dating back to his 21-point performance vs. Notre Dame on Dec. 31. He had just three double-digit scoring games among his first 12 this season.

• **Powell** has shot a team-high 38.9% on 72 3-point attempts in ACC play which ranks 13th in the conference, and has been to the foul line a team-high 68 times (70.6%).

• **Powell** has scored in double figures 14 times altogether this season, all vs. Power 4 opponents, 10 vs. ACC teams. He is averaging 14.0 ppg vs. ACC teams, No. 2 on the team.

TECH NOTEBOOK

Tech Highs and Lows
Under Damon Stoudamire

Longest winning streak: 4 games (2023-24)
Longest ACC winning streak: 3 games (2023-24)
Longest ACC home winning streak: 3 games (2024-25)
Longest losing streak: 5 games (2023-24)
Longest ACC losing streak: 4 games (2023-24, 2024-25)
Most points scored in a game: 93 vs. Clemson, 1/16/2024; vs. North Florida, 11/10/2024
Most points scored in a game (regulation): 93 vs. North Florida, 11/10/2024
Most points scored - ACC game: 93 vs. Clemson, 1/16/2024
Fewest points scored in a game: 51 vs. Wake Forest, 2/6/2024
Fewest points scored - ACC game: 51 vs. Wake Forest, 2/6/2024
Most points allowed in a game: 105 vs. North Florida, 11/10/2024
Most points allowed in a game (regulation): 105 vs. North Florida, 11/10/2024
Most points allowed - ACC game: 95 vs. Boston College, 1/6/2024
Fewest points allowed in a game: 49 vs. Alabama A&M, 12/9/2023; Alabama A&M, 12/28/2024
Fewest points allowed - ACC game: 52 vs. Stanford, 2/12/2025
Largest margin of victory: 43 vs. Alabama A&M (92-49), 12/28/2024
Largest margin of victory - ACC game: 21 vs. Boston College (85-64), 1/4/2025
Largest margin of victory - road game: 5 at Hawaii (73-68), 12/22/23
Largest margin of victory - ACC road game: 3 at Clemson (93-90), 1/16/2024
Largest losing margin: 35 at Cincinnati (89-54), 11/22/23
Largest losing margin at home: 29 vs. Wake Forest (80-51), 2/6/2024
Largest losing margin - ACC game: 29 vs. Wake Forest (80-51), 2/6/2024
Most points allowed in a win: 90 vs. Clemson, 1/16/2024
Most points scored in a loss: 93 vs. North Georgia, 11/10/2024
Fewest points scored in a win: 60 vs. Stanford, 2/12/2025
Fewest points allowed in a loss: 58 vs. Notre Dame, 2/14/2024
Largest lead: 43 points vs. Alabama A&M (2nd half), 12/28/2024
Largest deficit: 41 points vs. Cincinnati (2nd half), 11/22/2023
Largest deficit overcome to win a game: 14 points vs. Howard (2nd half-16:55), 11/9/2023
Largest 2nd-half deficit overcome to win a game: 14 points vs. Howard (16:55), 11/9/2023
Largest deficit overcome to win a road game: 11 points (2nd half 13:14) vs. Massachusetts, 12/21/23
Largest lead given up in a loss: 16 points vs. Boston College (2nd half-19:36), 1/6/2024
Largest 2nd-half lead given up in a loss: 16 points vs. Boston College (2nd half-19:36), 1/6/2024
Highest FG pct.: 58.5 (31-53) vs. Boston College, 1/4/2025
Highest FG pct. - ACC game: 58.5 (31-53) vs. Boston College, 1/4/2025
Lowest FG pct.: 28.5 (17-60) vs. Wake Forest, 2/6/2024
Lowest FG pct. - ACC game: 28.5 (17-60) vs. Wake Forest, 2/6/2024
Highest 3-pt pct.: 55.0 (11-20) at Duke, 1/13/2024
Highest 3-pt pct. - ACC game: 55.0 (11-20) at Duke, 1/13/2024
Most 3-pt FG: 15 at Clemson, 1/16/2024
Most 3-pt FG - ACC game: 15 at Clemson, 1/16/2024
Lowest 3-pt pct.: 12.5 (3-24) vs. Wake Forest, 2/6/2024
Lowest 3-pt pct. - ACC game: 12.5 (3-24) vs. Wake Forest, 2/6/2024
Highest FG pct. allowed: 56.4 (31-55) vs. Duke, 12/21/2024
Highest FG pct. allowed - ACC game: 56.4 (31-55) vs. Duke, 12/21/2024
Lowest FG pct. allowed: 27.6 (16-58) vs. Alabama A&M, 12/9/2023
Lowest FG pct. allowed - ACC game: 30.3 (20-66) vs. Stanford, 2/12/2025
Highest 3-pt pct. allowed: 52.2 (12-23) vs. Notre Dame, 3/12/2024
Highest 3-pt pct. allowed - ACC game: 52.2 (12-23) vs. Notre Dame, 3/12/2024
Lowest 3-pt pct. allowed: 10.0 (2-20) vs. Alabama A&M, 12/9/2023
Lowest 3-pt pct. allowed - ACC game: 14.3 (3-21) at Clemson, 1/16/2024
Highest FT pct.: 90.5 (19-21) vs. Clemson, 2/21/2024
Highest FT pct. - ACC game: 90.5 (19-21) vs. Clemson, 2/21/2024
Lowest FT pct.: 27.3 (3-11) at Syracuse, 1/2/2025
Most free throws made: 26 vs. Texas Southern, 11/12/2024
Most free throws attempted: 35 vs. Charleston Southern, 11/27/2024
Fewest free throws made: 2 at Wake Forest, 3/5/2024
Most assists: 27 vs. Alabama A&M, 12/28/2024
Most assists - ACC game: 22 at Miami, 2/24/2024; at SMU, 1/11/2025
Fewest assists: 6 vs. Clemson, 2/21/2024
Most turnovers: 22 at SMU, 1/11/2025
Fewest turnovers: 5 at Virginia Tech, 1/27/2024; vs. Central Arkansas, 11/30/2024
Most blocked shots: 10 at Cincinnati, 11/22/2023
Most steals: 13 vs. Alabama A&M, 12/28/2024

• **Powell** has two double-doubles this season, both in road games (13 points/11 boards at SMU and 11 points/12 boards at Oklahoma).

• **Ibrahim Souare** has started Tech's last 9 games as injuries ravaged the Jackets' rotation. The redshirt freshman has averaged 28.1 minutes, averaging 3.8 points (62.4% FG) with 5.1 rebounds and 6 blocked shots.

• Freshman **Jaeden Mustaf** returned to action against Stanford and California last week after missing 6 games with a foot injury, scoring 15 points while playing 46 total minutes.

• Freshman **Darrion Sutton** has played more than 69 minutes in Tech's last 3 games after totaling 54 minutes over Tech's first 23 games (of which Sutton appeared in seven). He made his first collegiate start against Stanford, and made two key free throws in the final minute of play.

Tech's Missing Persons Unit

Player*	Games/Starts	Games Missed
Javian McCollum	19/11	7
Jaeden Mustaf	17/7	8
Luke O'Brien	10/6	16
Kowacie Reeves, Jr.	6/6	20
Lance Terry	22/17	3

*rotation players only

Curious About George

Baye Ndongo was not the only freshman who came up big for Georgia Tech in 2023-24. **Naithan George**, who signed with Tech barely a week before the start of fall semester and did not play in the Yellow Jackets' first three games, became a dependable and sometimes clutch performer at point guard.

The Toronto native has continued his steady and solid play in his sophomore season, starting every game and ranking among the top two all season the Atlantic Coast Conference in assists while ranking in the top 5 to 7 in assist-turnover ratio. He also has become a more consistent scorer while remaining a pass-first point guard, averaging over 13 points a game overall and 15 in ACC games.

George has scored in double digits in Tech's last 13 games, and 20-plus in each of his last 4.

The 6-3 guard made his collegiate debut off the bench Nov. 22 of his freshman year in a 34-point loss at Cincinnati before head coach **Damon Stoudamire** inserted him into the starting lineup, and he helped lift the Jackets to a 67-59 win over No. 21 Mississippi State and a 72-68 win over No. 7 Duke the next week.

George remained in the starting lineup, ranking among the ACC top three in assists (4.7 per game, 5.0 in ACC games) and assist/turnover ratio (2.25-1 overall, 2.38-1 in conference games) while averaging 9.8 points a game.

At Clemson on Jan. 16, George made two three-point field goals in the final 20 seconds of regulation, and made two more field goals in the final minute of the second overtime (10 of his 20 points) of a 93-90 victory. His driving layup over 6-11 Armando Bacot with seven seconds remaining lifted Tech to a 73-72 victory over North Carolina.

• **George** is averaging 16.2 points and 6.5 assists over Tech's last 13 games, scoring double digits in all of them. He has shot 45.9% (78-of-170) from the floor, 39.2% (29-of-74) from 3-point range, and 75.8% (25-of-33) from the foul line, during that stretch.

• Prior to his current 13-game string of double-digit games, **George** had scored 10 or more points in 6 of his first 13 games this season.

• **George** has posted two double-doubles in points and assists in ACC games, and three total this season after scoring. He had 11 points with 10 assists at SMU, and 10 points with 10 assists Jan. 4 against Boston College, as well as 16 points with a career-high-matching 11 dimes back on Nov. 30 vs. Central Arkansas.

• **George's** assist average is the highest rate for a Tech

Offense/Defense Last 8 Years

Source: KenPom.com (Nat'l rank in parentheses)

Year	Tempo	Off. Eff.	Def. Eff.
2024-25	68.9 (95)	108.3 (164)	102.7 (85)
2023-24	67.6 (168)	109.4 (111)	105.0 (148)
2022-23	66.6 (212)	104.4 (182)	103.9 (149)
2021-22	68.0 (117)	100.4 (225)	99.2 (110)
2020-21	67.3 (223)	113.7 (22)	96.2 (68)
2019-20	70.0 (88)	103.0 (171)	91.8 (16)
2018-19	66.8 (225)	101.7 (228)	96.5 (43)
2017-18	66.1 (227)	103.6 (197)	98.7 (61)
2016-17	68.2 (179)	100.0 (259)	91.0 (6)

played since Drew Berry averaged 6.6 in 1995-96 (and 6.7 in 1994-95). It is also the 6th-highest average in Tech history behind those two Barry seasons.

• **George** has reached 100 assists for the second straight season after finishing his freshman year with 135. He is the first Tech player since Iman Shumpert (154 in 2008-09, 120 in 2009-10) to reach the milestone in his first two seasons.

• **George's** 299 career assists are the 6th most all-time in Tech annals through a Yellow Jackets' first two seasons, and most since Drew Barry's 305 from 1992-96.

Lance-Scores-A-Lot

Lance Terry is proving that his decision to sit out the 2023-24 season and play a full season for **Damon Stoudamire** was justified. The only Tech player remaining from **Josh Pastner's** last Yellow Jacket team, Terry came back fully healed from a leg injury and has demonstrated the athleticism, basketball savvy and scoring ability Tech missed last season.

The fifth-year senior has led the Jackets in scoring in all games (14.6 ppg) and in ACC games (13.8) most of this season until injuries limited his court time in February, and has ranked among the ACC's top 10 in all the three-point metrics - percentage, makes and attempts. His season numbers are career highs almost across the board - points per game, field goal percentage (44.0%), three-point percentage (37.0%), assists per game (1.5) and steals per game (1.3). He has scored 20 or more points seven times this season, and led the Jackets in scoring eight times.

The College Park, Ga., native, who played three seasons at Gardner-Webb before transferring to Tech, surpassed 1,000 career points on Dec. 3 at Oklahoma. He had higher averages only in his second year at Gardner-Webb, when he played only 9 games due to injury.

• **Terry** has scored 20-plus points in 7 games this season, 4 times in ACC games. The senior guard, who has missed 3 games in Tech's last 9 and is playing through with a wrist injury, averaged 16.6 points in his 9 games prior to Virginia, when he played with a hand injury and went scoreless on 4 shot attempts. Terry hit 46% (57-of-124) from the floor, 36.8% (21-of-57) from three-point range over those 9 games.

Baye One, Get One

Leading Georgia Tech in rebounding and No. 2 in scoring in ACC games, **Baye Ndongo** put together the finest season for a freshman since **Josh Okogie** in 2016-17.

The 6-9 forward averaged 12.6 points and 7.7 rebounds in conference play in 2023-24, 12.4 points and 8.2 rebounds overall. He connected on 55.4 percent of his field goals vs. ACC teams, 55.8 percent in all games.

Despite battling foul trouble and more intense focus from opposing defenses, Ndongo has maintained his averages close to his freshman numbers into his sophomore season, adding eight double-doubles to his six as a freshman. Five of those have come in Tech's last nine games. He is averaging 13.1 points and 9.1 rebounds in ACC games.

TECH NOTEBOOK

The Last Time a Jacket...

Scored 30 or more points:

Miles Kelly, 36 at Louisville, 2/10/2024

Led Tech in scoring off the bench:

Javian McCollum, 20 at SMU, 1/11/2025

Grabbed 15 or more rebounds:

Baye Ndongo, 16 vs. Stanford, 2/12/2025

Had 10 or more assists:

Naithan George, 10 at SMU, 1/11/2025

Had a point/assist double-double:

Naithan George, 11 points/10 assists at SMU, 1/11/2025

Had a point/rebound double-double:

Baye Ndongo (26 pts/13 reb) vs. California, 2/15/2025

Had a triple-double:

Ja'von Franklin (14 pts/15 reb/10 ast) at Syracuse, 2/28/2023

Played 40 minutes in a regulation game:

Duncan Powell and Naithan George vs. Stanford, 2/12/2025

Played every minute of an overtime game:

Naithan George (55 minutes/3 OT) at Clemson, 2/4/2025

Played every minute of a multiple-OT game:

Naithan George (55 minutes/3 OT) at Clemson, 2/4/2025

The Last Time the Jackets...

Scored 100 or more points:

vs. Clayton State (103-53) on 1/23/2022

Scored 100 or more points in regulation:

vs. Clayton State (103-53) on 1/23/2022

Scored 100 or more points in consecutive games:

vs. Jackson State (100-70) on 11/13/2006, Georgia State (103-74) on 11/16/2006

Scored 100 or more points twice in one season:

vs. Cornell (116-81), 11/13/2015, Green Bay (107-77) on 11/19/2015

Allowed 100 or more points:

vs. North Florida (lost 105-93), 11/12/2024

Allowed 100 or more points in regulation:

vs. North Florida (lost 105-93), 11/12/2024

Shot 60 percent or better:

.607 (34-56) at Georgia, 11/19/2021

Failed to make a three-point basket:

0-for-12 vs. Virginia, 1/22/2015

Did not allow a three-point basket:

0-for-11 vs. Pittsburgh, 3/5/2016

Failed to make a free throw:

0-for-3 vs. Pittsburgh, 1/14/2023

Grabbed 50 or more rebounds:

56 at Clemson, 2/4/2025

Multiple players had a double-double:

Baye Ndongo (18 pts/13 reb), Lance Terry (12 pts/10 ast) at Clemson, 2/4/2025

Multiple players had 10 or more rebounds:

Baye Ndongo (13), Ibrahim Souare (12) and Lance Terry (10) at Clemson, 2/4/2025

Had 25 or more assists:

27 vs. Alabama A&M, 12/28/2024

Blocked 10 or more shots:

10 at Cincinnati, 11/22/2023

Had 15 or more steals:

15 vs. Florida State, 3/13/2021

Had fewer than 10 turnovers:

8 at Virginia, 2/8/2025

Had 5 or more players in double-figures in points:

Lance Terry (23), Naithan George (15), Javian McCollum (12), Baye Ndongo (12), Duncan Powell (11) vs. Louisville, 2/1/2025

Had 6 players in double-figures in points:

Tristan Maxwell (18), Jalon Moore (15), Kyle Sturdivant (13), Lance Terry (13), Rodney Howard (11), Miles Kelly (10) vs. Alabama State, 12/17/2022

Had two or more players score 20 points:

Lance Terry (20), Javian McCollum (20) vs. Boston College, 1/4/2025

Had three or more players score 20 points:

Lance Terry (23), Javian McCollum (20), Duncan Powell (20) at Florida State, 1/18/2025

Had no player score 10+ points:

Virginia (57-28 loss), 1/22/2015

Allowed no player to score 10+ points:

Hawaii (73-40 win), 12/25/2019

Had no player play 30 minutes:

vs. Cincinnati (81-58 loss), 11/23/2024

Won by 30 or more points:

Alabama A&M (92-49), 12/28/2024

Won by 40 or more points:

Alabama A&M (92-49), 12/28/2024

Won by 50 or more points:

Clayton State (103-53), 1/23/2021

Lost by 30 or more points:

at Cincinnati (89-54), 11/22/2023

Played an overtime game:

at Clemson (won 89-86 in 3ot), 2/4/2025

Defeated a Top 10 team:

#3/3 North Carolina (74-73) 1/30/2024

Defeated a Top 25 team:

at #21 Clemson (89-86, 3ot) 2/4/2025

Defeated a Top 10 team on the road:

#7/7 Syracuse (67-62), 3/4/2014

Defeated a Top 25 team on the road:

at #21 Clemson (89-86, 3ot) 2/4/2025

Had a game postponed (subsequently rescheduled and played):

Syracuse, 12/29/2021 (COVID), played on 2/21/2022

Had a game cancelled:

Alabama A&M, 12/23/2021 (COVID)

Last season, Ndongo ranked No. 4 among freshmen in the ACC in scoring, led in rebound average, field goal percentage and blocked shots. He ranked No. 2 among the nation's freshmen in field goal percentage, and No. 3 in rebound average.

Only two freshmen in Tech history, Chris Bosh in 2002-03 and Derrick Favors in 2009-10 have exceeded Ndongo's numbers in scoring rebounding, blocks and field goal percentage.

- **Ndongo** has 8 double-doubles this season (14 for his career), 6 of those against ACC teams – 26/13 vs. California, 15/16 vs. Stanford, 18/13 at Clemson (2/4), 12/11 vs. Louisville, 14/12 vs. Clemson (1/14) and 19/12 at North Carolina (12/7).

- **Ndongo** has averaged 9.1 rebounds in ACC games, which ranks No. 3 in the league. He also ranks among the league's top 10 in offensive rebounds per game and defensive rebounds per game.

Show Me The Way (cie)

After a five-star prep career and two seasons as a solid member of the roster at Florida, Kowacie Reeves, Jr., blossomed as a key member of his new team at Georgia Tech.

The 6-7 guard from Macon, Ga., about 70 miles south of Atlanta, started every game for the Yellow Jackets (he started 17 in two seasons at Florida) and averaged 30 minutes a game, twice his court time with the Gators.

Reeves significantly improved his career scoring average both in all games and conference games and has markedly improved his shooting percentages from the floor.

REEVES IN ALL GAMES

Years	PPG	RPG	FG%	3FG%	FT%
Career at UF	7.0	2.1	.377	.292	.724
At GT	9.3	3.7	.411	.364	.818

REEVES IN CONFERENCE GAMES

Years	PPG	RPG	FG%	3FG%	FT%
Career at UF	6.3	1.7	.352	.252	.754
At GT	9.2	3.7	.407	.413	.813

McCollum on Call

One of the top transfers in the portal (No. 31) following last season, **Javian McCollum** has become the dependable scorer and shooter head coach **Damon Stoudamire** was looking for to complement fellow guards **Lance Terry** and **Naithan George**.

McCollum started the season fast, averaging nearly 15 points in Tech's first four games before suffering a concussion

Nov. 23 vs. Cincinnati. He missed four games, then came back slowly when he returned to the court Dec. 15.

But in the last 10 games before he was injured in the first of Tech's game at Clemson (left in first half following an on-court collision and has missed the last two games), McCollum nearly matched Terry point for point, missing double figures just twice while producing four games of 20 or more points. He ranks second behind Terry in scoring in all games and conference games, and is one of the ACC's top free throw shooters at better than 85 percent.

McCollum's shooting numbers are on par or better on average than his junior season at Oklahoma, when he was the Sooners' leading scorer at 13.3 points per game.

General Storylines for 2024-25

- **110th season** - Georgia Tech is playing its 110th season of basketball in 2024-25, having compiled an all-time on-court record of 1,464-1,336 (22 wins and one loss from the 2016-17 and 2017-18 seasons were vacated by the NCAA Committee on Infractions).

- **Tech in the ACC** - Tech is playing its 46th season as a member of the Atlantic Coast Conference, having won the conference championship in 1985, 1990, 1993 and 2021. Prior to that, Tech competed in the Metro Conference for three seasons from 1975-78, was an independent from 1964-75, and was a member of the Southeastern Conference for 32 years from 1932-64, winning one title in 1938.

- Tech was projected to finish 12th in the ACC standings this season by a vote of the conference's official media panel. Tech has finished ahead of its media projection seven of the last eight seasons.

- Tech has a total of seven scholarship newcomers on its roster, including three freshmen who were judged the nation's 20th-best recruiting class (247Sports composite), and four transfers in a class ranked 53rd.

- Tech opened the 2024-25 season with seven consecutive home games, its longest homestand to open a season since 1980-81. After three straight games away from home (Oklahoma, North Carolina, Northwestern), the Jackets had five more in a row at McCamish Pavilion, including conference tilts against Duke, Notre Dame and Boston College.

- Tech has 19 regular-season games scheduled at McCamish Pavilion, the most since the 2016-17 season, when the Jackets played 21 total home games, including two on the NIT.

- Of the three new members of the ACC, Tech had faced SMU the most (8-6 all-time, last meeting in 1986). The Jackets are 0-3 vs. California (last meeting 2012) and 1-2 vs. Stanford (last meeting 2000).

Tech All-Time vs. the ACC

Opponent	Overall	in ACC	Tourney	In McCamish Pavilion	In Opponent Current Venue	Current Streak
Boston College	20-13	16-12	1-3	5-2	6-6	Won 1
California	1-3	1-0	0-0	1-0	0-0	Won 1
Clemson	69-79	41-56	4-1	6-7	11-42	Won 1
Duke	25-79	21-67	3-7	2-6	5-39	Lost 2
Florida State	34-47	24-33	2-2	4-3	8-20	Lost 1
Louisville	16-27	3-12	0-1	3-4	0-6	Won 1
Miami	14-16	12-15	1-1	3-4	5-7	Won 2
North Carolina	28-73	26-59	5-4	3-5	5-28	Lost 1
NC State	44-61	36-47	3-3	2-5	7-13	Lost 4
Notre Dame	14-19	8-17	0-2	8-4	1-12	Lost 1
Pittsburgh	12-9	7-9	0-2	5-3	2-4	Lost 4
SMU	8-7	0-1	0-0	0-0	1-7	Lost 1
Stanford	2-2	1-0	0-0	1-0	0-1	Won 1
Syracuse	9-9	7-8	0-0	4-3	3-5	Won 2
Virginia	40-50	38-49	5-5	2-6	1-12	Lost 13
Virginia Tech	10-23	8-19	1-1	4-5	2-12	Won 1
Wake Forest	47-43	46-41	0-4	6-2	11-21	Won 1

TECH NOTEBOOK

Tech in the NBA / G League

Player (years at Tech)	Current/Most Recent Team
Jose Alvarado (2017-21)	New Orleans Pelicans
James Banks III (2018-20)	Maine Celtics (G League)
Derrick Favors (2009-10)	Maine Celtics (G League)
Josh Okogie (2016-18)	Charlotte Hornets
Thaddeus Young (2006-07)	free agent

Tech Alumni Elsewhere

Player (years at Tech)	Current/Most Recent Team
Brandon Alston (2017-19)	Esqueira (Portuguese Liga)
Alade Aminu (2005-09)	Gigantes de Carolina (Puerto Rican BSN)
Demarco Cox (2014-15)	Quimper (France)
Michael Devoe (2018-22)	Syntainics MBC (Germany)
Mouhammad Faye (2006-08)	Promithias (Greece)
Ja'von Franklin (2022-23)	Yukatel Merkezefendi (Turkish BSL)
Marcus Georges-Hunt (2012-16)	Sichuan (Chinese CBA)
Trae Golden (2013-14)	Fujian (Chinese CBA)
Abdoulaye Gueye (2014-19)	TED Ankara (Turkish TBL)
Josh Heath (2014-17)	Kangoeroes Basket Mechelen (Belgium)
Rodney Howard (2020-23)	Craiova (Romanian Liga Nationale)
Ben Lammers (2014-18)	MoraBank Andorra (Spanish Liga)
Gani Lawal (2007-10)	Toros Del Valle (Columbian Liga WPlay)
Daniel Miller (2009-14)	Levanga Hokkaido Sapporo (Japan)
Charles Mitchell (2014-16)	Dorados de Chihuahua (Mexican LNBP)
Khalid Moore (2018-22)	Saint-Quentin (France)
Zachery Peacock (2006-10)	FOS Provence (France)
Shembari Phillips (2018-20)	Baskets Koblenz (Germany)
Glen Rice, Jr. (2009-12)	Power (Big3)
Robert Sampson (2013-15)	Nhatrang Dolphins (Vietnam)
Avi Schafer (2017-19)	Mikawa (Japan)
Adam Smith (2015-16)	Surne Bilbao Basket (Spain)
Jordan Usher (2019-22)	JL Bourg (France)
James White (2015-16)	Mauricio Baez (Dominican Republic)
Moses Wright (2017-21)	Olympiacos (Greece)

Former Tech Players in Coaching

Player (years at Tech)	Current Position
Tyson Anderson (2006-09)	Wofford AC
Rod Balaris (1990-94)	Howard AC
Anthony Byrd (1981-84)	Knightdale (N.C.) HS HC
Shaun Fein (1999-2001)	Los Angeles Clippers AC
Jarrett Jack (2002-05)	Detroit Pistons AC
Maurice Miller (2008-11)	Memphis East HS HC
Craig Neal (1984-88)	Nevada AHC
Winston Neal (1999-01)	Columbia State (Tenn.) HC
Willie Reese (1985-89)	Jones County (Ga.) HS HC
Fred Vinson (1992-94)	Detroit Pistons AC
Mfon Udofia (2009-13)	Long Island Nets (G League) HC

Former Tech Coaches in Coaching

Coach (years at Tech)	Current Position
Sherman Dillard (1988-94)	Iowa AC
Chad Dollar (2011-16)	Cincinnati AHC
Brian Eskildsen (2022-23)	UC Santa Barbara AC
Bruce Evans (2012-16)	North Florida AC
Brian Gregory (2011-16)	Phoenix Suns (VP player programming)
Tavaras Hardy (2016-18)	--
Paul Hewitt (2000-11)	San Diego Clippers (G League) HC
Chris Kreider (2007-09)	Rice AC
Darryl LaBarrie (2010-11, 2016-18)	--
Robert McCullum (2010-11)	--
Mamadou N'Diaye (2014-16)	Central Florida AC
Billy Schmidt (2011-14)	Chicago Bulls AC
Julian Swartz (2016-23)	--
Cliff Warren (2000-05)	--
Anthony Wilkins (2018-23)	UTRGV AC
Charlton Young (2005-09)	Missouri AC

• **Damon Stoudamire** is one of 19 head coaches at the NCAA Division I level that played in the NBA. (courtesy of Stephen Gorchov at Hofstra)

Tech At A Glance

Second-year head coach **Damon Stoudamire** began a re-build the Tech roster last season and guided the team to 14 victories (seven ACC wins), including big wins over top-25 teams Mississippi State, Duke, Clemson and North Carolina, all of whom played in the NCAA Tournament.

Tech returned a strong core of four players, including 6-3 senior guard **Lance Terry** (College Park, Ga.), who redshirted last season with an injury after averaging in double figures for the Yellow Jackets in 2022-23. Also back are three of Tech's top four scorers from last season, 6-7 senior wing **Kowacie Reeves, Jr.**, 6-3 sophomore point guard **Naithan George** and 6-9 sophomore forward **Baye Ndongo**.

The three returnees from the 2023-24 team accounted for 42 percent of that team's points, 40 percent of its shots taken and 56 percent of games started. If Terry's numbers are added, those percentages become 55 percent of the points, 53 percent of the shots taken and 69 percent of the starts.

Stoudamire and his staff built around those four by signing the 20th-ranked recruiting class in the nation (247Sports composite) - 6-5 guard **Jaeden Mustaf**, 6-11 center **Doryan Onwuchekwa** and 6-8 forward **Darrión Sutton**.

They also brought in four transfers who were expected to be key contributors in 6-2 guard **Javian McCollum** (Oklahoma), the 31st-ranked player in the portal, 6-8 forward **Luke O'Brien** (Colorado), 6-8 forward **Duncan Powell** (Sacramento State) and 7-2 center **Ryan Mutombo** (Georgetown).

Quick Look Back at 2023-24

Despite a four-point loss to Notre Dame in the first round of the ACC Tournament, Georgia Tech finished its first year under **Damon Stoudamire** strong, winning four of its last six regular-season games, and the season had its share of highlights.

Tech knocked off three teams ranked in the top 25 at the time, No. 21 Mississippi State in November, No. 7 Duke in December and No. 3 North Carolina in late January. The Jackets scored a road win at Clemson, giving the team three wins over teams that advanced to the Sweet 16 of the NCAA Tournament.

Also deserving mention were a runner-up finish in the Diamond Head Classic, where Tech defeated Massachusetts and Hawai'i, and a neutral court win over Penn State at Madison Square Garden.

In conference play, the Jackets also defeated Syracuse and Florida State at home, and earned road wins at Miami and Wake Forest.

All in all, Tech had four wins against Quad 1 teams and four against Quad 2 teams in the NCAA's NET ranking.

• Tech started two freshmen - **Baye Ndongo** and point guard **Naithan George** - in its final 28 games. The Jackets had not had two freshmen in its regular starting lineup since the 2018-19 season (**Michael Devoe**, **Khalid Moore**), and had not had a freshman regularly start at point guard since **Jose Alvarado** in 2017-18.

• Two Tech players completed their eligibility in 2023-24 - point guard **Kyle Sturdivant** and forward **Tyzaun Claude** (NCAA granted him another year of eligibility and he transferred to North Carolina). Six other scholarship players elected to transfer - wing guards **Miles Kelly** (to Auburn) and **Dallan "Deebo" Coleman** (to UCF), forward **Tafara Gapare** (to Maryland), guard **Amaree Abram** (to Louisiana Tech), forward **Ibrahima Sacko** (to New Mexico) and center **Ebenezer Dowauna** (to James Madison).

Career Games With ...

Led Tech in Points	2024-25	Career
Naithan George	8	11
Javian McCollum	4	4
Jaeden Mustaf	1	1
Baye Ndongo	6	16
Duncan Powell	2	2
Kowacie Reeves, Jr.	-	3
Lance Terry	9	14

Led Tech in Rebounds	2024-25	Career
Naithan George	2	2
Jaeden Mustaf	1	1
Ryan Mutombo	3	3
Baye Ndongo	20	33
Luke O'Brien	2	2
Doryan Onwuchekwa	1	1
Duncan Powell	4	4
Ibrahim Souare	1	1
Kowacie Reeves, Jr.	-	4

Double-Figure Points	2024-25	Career
Naithan George	18	30
Javian McCollum	12	57
Jaeden Mustaf	7	7
Ryan Mutombo	1	2
Baye Ndongo	20	39
Luke O'Brien	1	19
Duncan Powell	14	44
Kowacie Reeves, Jr.	3	35
Lance Terry	17	63

20-plus Points	2024-25	Career
Naithan George	5	7
Javian McCollum	4	21
Baye Ndongo	2	7
Duncan Powell	3	7
Kowacie Reeves, Jr.	-	3
Lance Terry	7	13

30-plus Points	2024-25	Career
Javian McCollum	-	1

10-plus Rebounds	2024-25	Career
Ryan Mutombo	-	1
Baye Ndongo	9	17
Luke O'Brien	1	6
Doryan Onwuchekwa	1	1
Duncan Powell	-	10
Kowacie Reeves, Jr.	-	1
Ibrahim Souare	1	1
Lance Terry	1	1

Double-Doubles	2024-25	Career
Naithan George (pts/ast)	3	3
Ryan Mutombo (pts/reb)	-	1
Baye Ndongo (pts/reb)	8	14
Duncan Powell (pts/reb)	2	10
Kowacie Reeves, Jr. (pts/reb)	1	1

Tech Among Top 10 ACC Leaders

All Games	Player	#	Rank
Assists per game	Naithan George	6.3	1
Assists	Naithan George	164	1
Assist/TO ratio	Naithan George	2.31	7
Double-doubles	Baye Ndongo	8	5
Minutes per game	Naithan George	35:05	3
Rebounds	Baye Ndongo	215	4
Def. reb. per game	Baye Ndongo	5.62	6
Off. reb. per game	Baye Ndongo	2.65	8
Rebounds per game	Baye Ndongo	8.3	4
3pt FG per game	Lance Terry	2.17	9

TECH NOTEBOOK

Media Access Guidelines

The Yellow Jackets' student-athletes and coaches are generally available to the media around practices prior to each game during the season. Media sessions will be scheduled and announced weekly.

Georgia Tech's practices are closed to the public and the media unless you are notified otherwise.

Interview requests with student-athletes that need to be conducted at other times must be made through Mike Stamus in the communications office at least 24 hours in advance. These interviews will be scheduled around the student-athletes' availability and schedule.

Media are asked not to contact student-athletes directly either by phone, text, social media or e-mail; they are instructed to refer media to the communications office. Every effort will be made to make players available when requested. Players are not available on game days until after the game.

Interviews with Coach Stoudamire

Media wishing to speak with Coach Damon Stoudamire at times other than scheduled media sessions or the ACC Teleconference must set up an appointment through Mike Stamus in the communications office.

Releases/Photos

Georgia Tech basketball releases, statistics, game notes and media advisories are distributed via e-mail to a list maintained by the communications office. Media wishing to be added to this list should send a request to Mike Stamus. Photographs and video are available on request.

ACC Media Portal

The ACC Media Portal provides video from a variety of press conferences and select ACC Championship footage throughout the athletic year. Game highlights from regular season football and basketball games will no longer be provided. If you are interested in access to the ACC Media Portal, please contact **Slim Vollinger**, svollinger@theacc.org to gain access and for additional information. The use of ACC Championship highlights provided through the ACC Media Portal remain subject to all restrictions as outlined in the ACC News Access Guidelines.

Ramblinwreck.com/Social Media

Ramblinwreck.com - Georgia Tech's official website, is continuously updated with all of Tech's releases, statistics, game notes, biographies, feature stories and other information. Game notes and bio updates are generally posted at least 24 hours prior to each game, while updated statistics and box scores are posted following each game.

ACC Coaches' Weekly Teleconference

The 18 ACC head basketball coaches will be featured via Zoom conference during the 2024-25 season, beginning in January and continuing through the final week of the regular season. Each coach will have 10 minutes to make an opening statement and answer questions.

Contact Andy Fledderjohann at the ACC media relations office (afledder@theacc.org) for the call-in number and for questions on the schedule.

Jackets' Class of 2025 Ranked High

Four-star 6-4 guard **Akai Fleming** from Marietta, Ga. and three-star 6-5 guard/forward **Brandon Stores, Jr.**, from the Bronx, N.Y., highlight a four-player class of basketball prospects who signed grant-in-aid papers on Nov. 15 to join Georgia Tech's men's basketball program. **Cole Kirouac**, a 6-11 center from Cumming, Ga., and 5-11 point guard **Eric Chatfield, Jr.**, from Atlanta also signed scholarship documents to attend Tech.

Fleming and Stores have been nominated for the McDonald's All-America team.

Tech's class is ranked No. 23 in the nation in the 247Sports Composite listing, and No. 4 among Atlantic Coast Conference teams, and No. 15 in the team rankings compiled by Rivals. It comes on the heels of the Yellow Jackets' current freshman class, which was rated 20th-best in the nation.

Fleming, ranked No. 56 nationally by 247Sports, is playing the 2024-25 season at Overtime Elite after starring at Osborne High School in Marietta, Ga. As a junior at Osborne, Fleming scored 22 points per game to go with seven rebounds, four assists, two steals and one block per contest.

Considered a three-star big guard/small forward prospect by the 247Sports Composite and the sixth-best player in the state of New York at the time of his commitment last February, Stores, Jr., averaged 19.8 points per game as a sophomore and scored 18.2 points per game in 25 games last season at St. Raymond High School for Boys.

Kirouac, a three-star prospect last year and now, originally signed a letter-of-intent to attend Tech last fall while attending Brewster Academy in New Hampshire, but re-classified and decided to attend Overtime Elite in 2024-25.

As a junior at Pace Academy, Chatfield scored 15.2 points per game to go along with four assists and 3.2 steals per contest. During the summer, he competed at the NBPA Top 100 camp and the Adidas 3SSB Championships.

ACC Slate Reverses for 2025-26

New Atlantic Coast Conference members California and Stanford are visiting McCamish Pavilion in the 2024-25 season, while the Yellow Jackets travel to face SMU, the ACC determined as part of its conference-wide schedule model for this season accommodating the league's three new members.

Tech maintains its two permanent home-and-away partners, Clemson and Notre Dame, and also will take on Boston College home and away.

Along with Cal and Stanford, Tech hosts Duke, Louisville, Miami, NC State and Virginia Tech at McCamish Pavilion. The Yellow Jackets travel to Florida State, North Carolina, Pittsburgh, Syracuse, Virginia and Wake Forest in addition to SMU.

Next season, Tech will visit all the teams that is hosted in 2024-25, and will host the teams it traveled to, and will play one of those teams (not Boston College) both home and away.

The ACC's scheduling model for all teams:

- Each school plays home and away, versus each of the school's two current partners (Cal/SMU/Stanford are partners with each other).

- Each team plays one of the remaining 15 teams twice, both home and away.

- Each team will play the remaining 14 conference opponents once, seven at home only, the other seven away only.

Two Jackets on 2024-25 NBA Rosters

Since 1982, Georgia Tech has produced 19 first-round NBA draft picks and 46 draft picks overall. A total of 42 Georgia Tech alumni have played in the NBA.

Two former Georgia Tech players are on NBA rosters for 2024-25 - **Jose Alvarado** in his fourth season with the New Orleans Pelicans, and **Josh Okogie** in his seventh season in the NBA, having recently been traded from Phoenix to Charlotte after two-and-a-half seasons with the Suns. He played his first four years in Minnesota.

200+ Assists 1st 2 Seasons

Kenny Anderson (1989-91)	454
Jarrett Jack (2002-04)	398
Travis Best (1991-93)	374
Jon Barry (1990-92)	317
Drew Barry (1993-95)	305
Naithan George (2023-25)	299
Iman Shumpert (2008-10)	274
Tony Akins (1998-2000)	256
Jim Thorne (1968-70)	251
Dennis Scott (1987-89)	214
Mark Price (1982-84)	212
Bruce Dalrymple (1983-85)	200

Top Bench Scorers Since 2000

Date	Player (pts)	Opponent/Site
1/11/2025	Javian McCollum (20)	at SMU
1/4/2025	Javian McCollum (20)	Boston College
12/31/2024	Duncan Powell (21)	Notre Dame
12/31/2024	Javian McCollum (21)	Notre Dame
3.2.2024	Kyle Sturdivant (20)	Florida State
12/21/2023	Kyle Sturdivant (21)	Massachusetts (Honolulu)
12/16/2023	Tafara Gapare (20)	Penn State (MSG)
11/14/2023	Dallan Coleman (24)	UMass Lowell
1/12/2022	Tristan Maxwell (22)	at Boston College
3/16/2021	Michael Devoe (26)	Georgia Southern
3/4/2020	Jose Alvarado (23)	Pittsburgh
2/20/2017	Tadric Jackson (20) !	at Notre Dame
2/19/2017	Tadric Jackson (20) !	Syracuse
2/11/2017	Tadric Jackson (29) !	Boston College
1/28/2017	Tadric Jackson (25) !	Notre Dame
12/7/2016	Tadric Jackson (24) !	at VCU
11/14/2016	Tadric Jackson (20) !	Southern
11/29/2013	Solomon Poole (24)	Mississippi (Barclays Center)
3/3/2012	Jason Morris (22)	Wake Forest (Philips Arena)
1/11/2012	Glen Rice, Jr. (22)	at NC State
1/7/2012	Glen Rice, Jr. (28)	Duke (Philips Arena)
11/29/2011	Jason Morris (21)	Northwestern (Philips Arena)
11/23/2011	Glen Rice, Jr. (23)	Siena (Arena at Gwinnett)
1/25/2011	Brian Oliver (28)	Virginia Tech
2/6/2010	Zachery Peacock (22)	NC State
1/24/2010	Brian Oliver (20)	at Florida State
11/22/2009	Zachery Peacock (22)	Boston U. (Puerto Rico)
3/3/2008	Zachery Peacock (23)	Virginia
2/17/2008	Matt Causey (20)	Miami
1/19/2008	Matt Causey (30)	Virginia Tech
1/3/2007	Anthony Morrow (21)	Winston-Salem State
2/12/2006	Zam Fredrick (22)	NC State
12/28/2004	Anthony Morrow (20)	Lafayette
12/18/2004	Will Bynum (28)	Gonzaga (Las Vegas, Nev.)
1/20/2004	Will Bynum (25)	at Wake Forest
11/26/2003	Ismail Muhammad (22)	Connecticut (New York, N.Y.)
2/27/2002	B.J. Elder (25)	Wake Forest
11/27/2002	B.J. Elder (24)	Georgia
1/13/2001	Halston Lane (21)	Wake Forest
12/9/2000	Halston Lane (23)	Kentucky (Philips Arena)
<i>(Games of 20-plus points)</i>		
<i>! Performances vacated by NCAA Committee on Infractions</i>		

TECH NOTEBOOK

McCamish Pavilion 411

Name: McCamish Pavilion (mc-KAM-ish), named for Atlanta insurance executive Hank McCamish who gave the lead gift for the facility

Capacity: 8,600 (6935 court level, 1665 balcony level)

Cost: \$50 million

Contractor: Whiting-Turner

Architect: Populous

Cremins Court: the court remains named for the former Tech head coach

Alexander Courtyard: located at the Fowler Street entrance, honors the former Tech director of athletics and the history of the former Tech home arena named for him

Grand entrance: 10th and Fowler Streets, foyer includes graphic representations of retired jerseys and Tech's two Final Four appearances

Other entrances: West entrance off Fowler Street (students and media), East entrance from main arena parking (for club patrons)

Features: center-hung scoreboard and video boards, mezzanine fascia ribbon boards, theatrical lighting, primarily chairback seating, club area

Facts and Dates

- 2,500 cubic yards of concrete removed
- 3,000 cubic yards of concrete installed
- 500 tons of new steel installed
- Over 1 mile of new railing installed
- 20,000 gallons of paint used
- 2,000 feet of new mechanical piping
- 2,500 feet of new ductwork
- \$4M in new audio-visual and scoreboards
- 50 TV's throughout the concourse and Callaway Club
- Farthest distance material traveled to site: 4,835 miles
- Shortest distance material traveled to site: 1 mile
- Number of Tech alumni involved in the project: over 100
- Number of days construction took: 520
- Number of 1950's old style Coke bottles found while installing the underground foundations: 11
- Number of new staircases: 13
- Number of new sports lights for the competition floor: Over 300
- 270-degree court view from concourse

Groundbreaking: May 5, 2011

Opening: October, 2012

First public event: Oct. 21, 2012 - Jacket Jam (men's and women's scrimmages)

First men's game: Nov. 9, 2012 vs. Tulane

Head coaches: Brian Gregory of Georgia Tech, Ed Conroy of Tulane

Officiating crew: Karl Hess, Gary Maxwell, Raymond Styons

TV announce crew: Tom Werme, Cory Alexander (ACC Network, syndicated over-the-air iteration)

First Tech points: Marcus Georges-Hunt (2 FT, 18:13, 1st half)

First basket: Tulane's Josh Davis (18:44, 1st half)

Attendance: 8,600 (sellout)

First women's game: Nov. 11, 2012 vs. Tennessee

Tech played 55 seasons in Alexander Memorial Coliseum, compiling a record of 556-194 (.741). Miami was the last team to play Tech there, a game Tech won, and was the first ACC team to play in McCamish Pavilion, which Miami won. For the 2011-12 season, Tech played its home games at Philips Arena and the Arena at Gwinnett.

Winning Starts at Home

Georgia Tech has compiled a 143-80 record at home in 13 seasons in McCamish Pavilion. Tech is 56-55 on its home court in ACC games, 43-32 over the past eight seasons.

Tech set a program record for wins at home (17) in 2016-17, including a 7-2 ACC record and two NIT victories.

McCamish Pavilion was essentially brand new when it opened for the 2012-13 season. The only physical elements of McCamish Pavilion that remain from the venerable Alexander Memorial Coliseum are the roof and the 32 steel ribs that support it.

The capacity of McCamish Pavilion is 8,600, including 1,665 seats in the new balcony level and 6,935 seats in the lower seating bowl. There are no suites, but there is a club area that seats 500. Alexander Memorial Coliseum seated 9,191 spectators in its final configuration.

The most impressive features of McCamish Pavilion are its grand entrance, which fronts 10th and Fowler Streets, the ability for patrons to view the court from the main concourse all the way around, and the theatrical lighting system, which concentrates light on the court while leaving the seating areas dark, modeled after the Staples Center in Los Angeles and Madison Square Garden in New York.

Prior to the opening of McCamish Pavilion, Tech played 55 seasons in Alexander Memorial Coliseum, compiling a record of 556-194 (.741). Miami was the last team to play Tech in Alexander Memorial Coliseum, a game Tech won, and was the first ACC team to play in McCamish Pavilion on Jan. 5, which Miami won. For the 2011-12 season, Tech played its home games at State Farm Arena and Gas South Arena.

Tech's ACC Tournament History

Georgia Tech has played in 44 ACC Tournaments and has a 29-40 all-time record in the event. The Yellow Jackets have won four championships, in 1985 (Atlanta), 1990 (Charlotte), 1993 (Charlotte) and 2021 (Greensboro).

Tech has been a runner-up four times (1986, 1996, 2005, 2010). The 1986, 1996 and 2010 runs to the finals occurred in Greensboro. Tech also made the finals in 2005 at the Verizon Center in Washington, D.C.

Tech was 0-2 in the ACC Tournament under coach Dwane Morrison, 15-16 under Bobby Cremins (including all three titles), 9-11 under Paul Hewitt (runner-up in 2005 and 2010), 2-5 under Brian Gregory, 3-5 under Josh Pastner and 0-1 under Damon Stoudamire.

Tech did not play in the 2020 tournament while serving an NCAA postseason ban.

Tech's NCAA Tournament History

Georgia Tech has played in the NCAA Tournament 17 times in its history. Sixteen of those appearances have occurred from 1985 to the present, 10 under Bobby Cremins and five under Paul Hewitt.

The most recent was 2021, when the Yellow Jackets won the ACC Championship and earned an automatic bid, then fell 71-60 to Loyola Chicago in the opening round of the Midwest Regional.

That ended an 11-year hiatus from the NCAA Tournament that dated back to 2010, when the Yellow Jackets defeated Oklahoma State in the first round before losing to Ohio State in the round of 32 of the Midwest Regional.

Tech has a record of 23-17 in NCAA Tournament play, highlighted by its 2004 trip to the NCAA title game as well as a Final Four berth in 1990. The Yellow Jackets have reached the NCAA Sweet 16 seven times (1960, 1985, 1986, 1990, 1992, 1996, 2004).

The 2004 and 2005 appearances were Tech's first back-to-back appearances since Bobby Cremins led the Institute to the Big Dance nine straight years from 1985-93.

Georgia Tech has won at least one game in 11 of its 17 NCAA Tournament appearances.

BIO UPDATES

Head Coach Damon Stoudamire • 2nd season at Tech

Well-known throughout the basketball world for his success as a player and coach at the collegiate and professional levels, Damon Stoudamire became the 15th head coach in Georgia Tech men's basketball history on March 14, 2023.

In his first year on The Flats, the former collegiate All-American and NBA standout remade the Tech roster and guided the Yellow Jackets to three victories over top-25 teams and wins over three ACC teams that advanced to the Sweet 16 of the NCAA Tournament - Duke, North Carolina and Clemson.

Stoudamire came to Georgia Tech after most recently serving as an assistant coach of the Boston Celtics, who sat atop the NBA's Atlantic Division standings at the time of his hiring at Tech. He was with the Celtics for nearly two seasons (2021-22 and 2022-23), after a successful five-season stint as the head coach at Pacific (2016-21). At Pacific, he was named West Coast Conference Coach of the Year in 2020 after leading the Tigers to a 23-10 record in 2019-20, good for the program's best winning percentage (.697) in 15 years, and a third-place finish in the powerful WCC (behind only national powers Gonzaga and St. Mary's). He also was honored with the Ben Jobe Award, given annually to the nation's top minority head coach.

Stoudamire established himself as one of his generation's premier players when he was a three-time all-conference performer, the 1995 Pac 10 co-Player of the Year and a consensus first-team All-American at Arizona, where he played for four seasons from 1991-95. After helping lead the Wildcats to the Final Four as a junior in 1994, he capped his collegiate career by averaging 22.8 points per game, en route to the co-conference Player of the Year and consensus first-team All-America recognition in 1995. He was a finalist for 1995 Wooden Award (National Player of the Year).

At the conclusion of his Arizona career, Stoudamire was the Wildcats' all-time leader in 3-pointers made (272) and ranked second in points (1,849) and fourth in assists (663). He was the only player in Arizona history with two 40-point games.

His amateur career also included helping lead the United States to the gold medal in the 1993 World University Games (where he led the team in assists and steals despite being the youngest player on the roster) and the bronze at the 1994 Goodwill Games.

Stoudamire was selected by the Toronto Raptors with the seventh overall pick in the 1995 NBA Draft and averaged 13.4 points and 6.1 assists per game over the course of a 13-year professional playing career that included stints with the Raptors (1995-98), Portland Trail Blazers (1998-05), Memphis Grizzlies (2005-08) and San Antonio Spurs (2008). He was named the 1996 NBA Rookie of the Year after averaging 19 points and 9.3 assists per game in his first NBA campaign, the first of four-straight seasons that he averaged at least 17 points and eight assists per contest.

Following the conclusion of his NBA playing career in 2008, Stoudamire immediately embarked on his coaching career, beginning as director of player development at Rice in 2008-09. He then went on to serve as an assistant coach with the Memphis Grizzlies for two seasons (2009-11), before getting back into the college game with stints as an assistant at Memphis (2011-13), his alma mater Arizona (2013-15) and again at Memphis (2015-16).

After helping lead Memphis and Arizona to four conference championships (two Conference USA titles at Memphis, two Pac-12 crowns at Arizona) and four NCAA Tournament berths (including back-to-back Elite Eight appearances at Arizona) in six seasons, Stoudamire was hired as the head coach at Pacific in 2016. He inherited a program coming off an 8-20 campaign and quickly built it into a WCC contender, highlighted by the 23-10 campaign in 2019-20. The Tigers' 11-5 conference record that season remains their most-ever wins in WCC play. Combined with a 9-9 record in league play in 2017-18, Stoudamire led Pacific to its only two .500-or-better conference records since the Tigers joined the WCC in 2013-14.

After posting a 9-9 overall record during the Covid-shortened 2020-21 season, Stoudamire returned to the NBA as an assistant coach for the Celtics. In his first season in Boston, he helped lead the Celtics to the 2022 NBA Finals. The Celtics stood in first place in the Atlantic Division and in second both in the Eastern Conference and in the NBA's overall league standings at the time he took the Tech position. With Boston, he coached a pair of metro-Atlanta natives in Malcolm Brogdon (Norcross, Ga.) and Jaylen Brown (Alpharetta, Ga.).

A Portland, Ore. native, Stoudamire, 50, graduated from Woodrow Wilson High School in 1991 and earned his bachelor's degree from Arizona in 2008. He has a daughter, Kermeco, and two sons, Damon and Brandon.

Stoudamire as a Head Coach

Season	School	Overall	Conference	Postseason
2016-17	Pacific	*11-22	*4-14 / 9th	*on-court record
2017-18	Pacific	14-18	9-9 / 14th	
2018-19	Pacific	14-18	4-12 / 9th	
2019-20	Pacific	23-10	11-5 / 3rd	
2020-21	Pacific	9-9	6-7 / 5th	
at Pacific	5 years	71-77	34-47	
2023-24	Georgia Tech	14-18	7-13	
2024-25	Georgia Tech	13-13	7-8	
at Georgia Tech	2nd year	27-31	14-21	
CAREER	7th year	98-108	48-68	

Stoudamire Coaching Resume

- Georgia Tech, head coach (2023-present)
- Boston Celtics, assistant coach (2021-23)
- Pacific, head coach (2016-21)
- Memphis, assistant coach (2015-16)
- Arizona, assistant coach (2013-15)
- Rice, director of player development (2008-09)
- Memphis, assistant coach (2011-13)
- Memphis Grizzlies, assistant coach (2009-11)

Honors: All-Pac-10 Conference (1993, 1994, 1995), Pac-10 Co-Player of the Year (1995), Consensus first-team All-American (1995), finalist for the Wooden Award (1995), West Coast Conference Coach of the Year (2020), Ben Jobe Award (2020)

Playing Experience: Lettered four years at Arizona (1991-95), Toronto Raptors (1995-98), Portland Trail Blazers (1998-2005), Memphis Grizzlies (2005-08), San Antonio Spurs (2008)

Coaching Staff

KARL HOBBS

Associate Head Coach • 2nd season at Tech

Karl Hobbs, who directed George Washington to three straight NCAA Tournament appearances as a head coach, captured two national titles as an assistant at Connecticut and helped Rutgers to three post-season appearances in his most recent stop, joined the Georgia Tech men's basketball staff as associate head coach in April of 2023.

Hobbs has 36 seasons of Division I coaching experience and 21 post-season appearances on his resume, and comes to The Flats following seven seasons as associate head coach at Rutgers. He helped guide the Scarlet Knights to post-season appearances each of the past three seasons, including back-to-back appearances in the NCAA Tournament in 2021 and 2022, marking the first time RU made the big dance in consecutive seasons since 1976. Hobbs helped Rutgers snap a 30-year NCAA Tournament drought when the Scarlet Knights earned a berth in the 2021 the NCAA Tournament, their first appearance since 1991.

B.J. ELDER

Assistant Coach • 6th season at Tech

A standout member of the Yellow Jackets' 2004 NCAA runner-up team, B.J. Elder joined the men's basketball staff in July of 2019 as associate director of player personnel. He was elevated to assistant coach in December 2023.

A veteran of 10 years in European professional basketball following his stellar Tech career, Elder, 38, came to Tech following three seasons as assistant boys' basketball coach at Clarkston High School. He has served as the basketball staff's liaison with academic services, campus housing and dining, media and marketing, as well as spearheading outreach to former Tech players.

PERSHIN WILLIAMS

Assistant Coach • 2nd season at Tech

A former graduate assistant with the Georgia Tech men's basketball program, Pershin Williams joined the Yellow Jackets' men's basketball staff as assistant coach in April of 2023 following four seasons on the bench at Kennesaw State.

Now with 12 years of full-time college coaching experience, Williams helped head coach Amir Abdur-Rahim build the KSU program into a championship team in the Atlantic Sun Conference and an NCAA Tournament team in 2023. KSU went 26-9 last season, 15-3 in the A-Sun, and three Owls earned all-conference recognition after being picked to finish eighth in the pre-season conference poll.

NATE BABCOCK

Assistant Coach • 2nd season at Tech

After two seasons as an assistant coach with the Grand Rapids Gold in the G League, Nate Babcock joined the Georgia Tech men's basketball staff as quality control coach in June of 2023. He returns to the collegiate ranks after nine years on the professional level.

Prior to his time in Grand Rapids, the G League affiliate of the Denver Nuggets, Babcock spent seven years in various support roles in the NBA and G League. He joined the Gold after three years as the special assistant to the head coach with the Atlanta Hawks organization where he assisted with player development as well as opponent scouting and game preparation.

BONZI WELLS

Assistant Coach • 2nd season at Tech

A 12-year veteran of professional basketball, including 10 in the National Basketball Association, Bonzi Wells joined the Georgia Tech men's basketball staff as an assistant coach in August of 2023. Wells will concentrate his efforts on player development and on-court coaching.

Wells, 46, came to Tech following two seasons as the head coach at Division II LeMoyne-Owen College in Memphis, Tenn., where he led the Magicians to a 34-23 record across his two years, including an 18-11 mark in 2022-23.

BIO UPDATES (see game-by-game stats and career highs in stat pack)

1 • Naithan George • G • 6-3 • 185 • So.

- Tech's top point guard in his second season on The Flats ... Has started the Yellow Jackets' last 54 games, dating back to Tech's Nov. 28 win over Mississippi State Nov. 28, 2023
- The reigning ACC Player of the Week after averaging 24 points, 5.0 rebounds and 6.5 assists in wins over Stanford and California
- Leads the ACC and ranked 57th nationally in minutes per game in conference games (38.31), and ranks 3rd in all games (35.1) ... Ranks No. 84 nationally in KenPom.com's measurement of usage (has played 85.8% of available minutes) for the full season, and has been in the court for 97% of the minutes in Tech's last 5 games
- Has scored 20-plus points in Tech's last four games, including a career-high 28 at Clemson (2/4) and 26 vs. California (2/15) ... Has averaged 24 points (34-of-73 FG, 15-of-31 3pt FG, 13-of-16 FT) over that stretch, along with 5.3 rebounds and 6.3 assists
- Has averaged 16.2 points and 6.5 assists over Tech's last 13 games, scoring double digits in all of them ... Has shot 45.9% (78-of-170) from the floor, 39.2% (29-of-74) from 3-point range, and 75.8% (25-of-33) from the foul line, during that stretch
- **In all games this season:** averaging 13.0 ppg (2nd on the team), hitting 41.4% from the floor, 34.8% from three-point range, 80.7% from the foul line
- **In ACC games:** averaging team-high 15.1 points, 6.2 assists (No. 2 in ACC), 4.5 rebounds ... Shooting 43.3% FG/37.3% 3pt FG/77.1% FT
- Leads the ACC (12th in NCAA) in assist average (6.3 apg) in all games this season, and is 7th in ACC in assist/turnover ratio (2.31-1)
- Assist average is highest since 1995-96 (Drew Barry, 6.6 apg) and would be 6th highest ever at Tech if season ended today
- Has logged 3 double-doubles in points and assists this season, vs. Central Arkansas (16/11), Boston College (10/10) and SMU (11/10)
- 19 games in double-digit points this season, only 6 in Tech's first 13 games, and the last 13 in a row
- Has had 25 games of six or more assists in his career, including 15 this season
- His 299 career assists are the 6th most all-time in Tech annals through a Yellow Jackets' first two seasons, and most since Drew Barry's 305 from 1992-96
- Scored in double digits 31 times in his Tech career
- Started Tech's final 28 games in 2023-24, averaging 29.8 minutes and playing well in Tech's ACC wins (10.6 ppg, 4.8 rpg, 47.4 pct. FG) ... Averaged 9.3 points and 4.6 assists (No. 2 in the ACC) in all games; 9.8 points and 5.0 assists (No. 2 in the ACC) in conference games
- Posted Tech's highest assist average (4.66) for a freshman since Javaris Crittenton in 2006-07 (5.75), and was Tech's first freshman since 2008-09 (Iman Shumpert) to reach 100 assists (135)
- Finished his freshman year with a flurry, scoring a season-high 24 points (8-13 FG, 5-8 3-pt FG, 3-3 FT) with seven assists in Tech's ACC Tournament loss to Notre Dame ... Averaged 15.8 points (24-44 FG, 7-14 3-pt FG) and 4.8 assists over the final four games
- Scored 10 of his 20 points in the final 22 seconds of regulation and final minute of second OT to lift Tech over Clemson ... Scored the winning basket vs. North Carolina with a left-handed layup over Armando Bacot

2 • Javian McCollum • G • 6-2 • 175 • Sr. (TR)

- Name pronounced "JAY-vee-un muh-CALL-um"
- Transfer from Oklahoma who has become a worthy scoring partner with Lance Terry when on the court
- Started 6 straight games before leaving the 2/4 Clemson game with an injury, playing more than 34 minutes in each ... Did not play in Tech's last 3 games (Virginia, Stanford, Cal)
- Averaged 14.1 ppg and 4.1 apg in Tech's 10 games before Clemson, including four games of 20+ points (21 vs. Notre Dame, 20 vs. Boston College, SMU, FSU) ... 42.5% FG, 35.7% 3pt FG, 29-33 FT, adding 39 assists and 18 steals
- **Overall this season:** has averaged 12.2 points and 3.4 assists this season while connecting on 43.5% of his shots from the floor, 36.3% from three-point range (No. 3 on the team) and 86.5% from the foul line (5th in ACC)
- **In ACC games:** averaging 12.9 ppg (4th on team), 3.7 apg, 43% FG, 34.5% 3pt FG, 85.7% FT ... Ranks 7th in ACC in steals (1.5 pg)
- McCollum's 3 20-point games off the bench this season (he has 1 as a starter) are the most for a Tech player since 2016-17 (Tadric Jackson had 6)
- Started Tech's first 5 games this season, then missed the next 4 after sustaining a concussion Nov. 23 vs. Cincinnati
- Returned to action Dec. 15 vs. Northwestern and has been an offensive force off the bench in the last 10 games before his injury at Clemson
- Passed the 1,000-career-point milestone in the Jackets' season opener against West Georgia, when he scored 18 points ... Now has 1,222 career points
- Career - has connected on 42.8% of his shots from the floor, 35% from three-point range and 89.5% from the free throw line in his career (including Tech)
- Played one season at Oklahoma (2023-24) after competing for two years at Siena in Albany, N.Y. ... Has one season of eligibility at Tech
- No. 31 in ESPN's transfer portal ranking, and 247Sports deemed him No. 2 among transfers into ACC programs
- Averaged 12.2 points and 3.1 assists per game over his college career prior to Tech over 81 games (57 starts)
- Earned 2023-24 All-Big 12 honorable mention honors in 2023-24
- Appeared in 30 games (30 starts) last year at OU, averaging 13.3 points, 3.4 assists, 2.6 rebounds and 0.8 steals per outing
- Shot 40.4 percent (132-327) from the field, 31.4 percent (54-172) from deep and a school-record 94.3 percent (82-87) from the free throw line ... Made a program record 39 consecutive free throws

3 • Jaeden Mustaf • G • 6-5 • 210 • Fr.

- Consensus four-star combo guard with excellent size, court vision, play-making and shooting abilities... Name pronounced "JAY-dun MOO-stoff"
- Started 7 games as injuries thinned Tech's rotation, but missed 6 in a row with a foot injury of his own before returning 2/12 vs. Stanford ... Played 46 total minutes and scored 15 points against Stanford and California
- Scored in double digits 7 times, including 1st in an ACC game 1/14 vs. Clemson (12 pts) ... 3 of them came in consecutive games vs. Charleston Southern (16), Central Arkansas (season-high 18) and Oklahoma (16) earlier in the season
- Seventh on Tech's scoring chart at 8.9 ppg while hitting 41.4% from the floor, 38.1% from 3-point range and 68.9% from the charity stripe
- Struggled in Tech's 4 games before Clemson (6.5 ppg, 3.3 rpg, 2 assists, 5 turnovers) ... Hit 50% from the floor, but did not attempt a 3-pointer and was 4-of-11 from the foul line
- Played in Tech's first game against West Georgia, missed the next two with a thumb injury before returning to play limited minutes vs. Georgia and Cincinnati
- Ranked No. 58 nationally overall and No. 7 at his position in the 247Sports Composite ranking coming out of high school
- Picked Tech over a top-six list that also included NC State, Maryland, Florida State, Indiana and Arkansas
- Attended Overtime Elite in Atlanta for his senior year after spending his junior season at Carmel Christian School in Matthews, N.C.
- Averaged 10.2 points, 5.6 assists and 3.8 rebounds over 16 games with the City Reapers team ... Improved to 11.1 points, 6.1 assists and 4.3 rebounds over eight games in the City Reapers' run to the finals, where they defeated RWE to win the OTE title
- Earned all-state honors at Carmel Christian and led his team to a 28-4 record and a berth in the state championship game ... Averaged 15.9 points, 5.8 rebounds and 3.8 assists per game at Carmel in 2022-23
- Prior to that, attended DeMatha Catholic High School in Hyattsville, Md.
- Son of the late Jerrod Mustaf, former Maryland star and first-round NBA draft pick

BIO UPDATES (see game-by-game stats and career highs in stat pack)

12 • Ryan Mutombo • C • 7-2 • 255 • Gr. (TR)

- Atlanta high school star who returned home to play at Georgia Tech following three seasons at Georgetown ... Has one season of eligibility at Tech ... Last name pronounced "moo-TOM-bo"
- Played in 13 games (started 7 straight at one point) after sitting out the first 9 due to considerable time missed in the pre-season following the passing of his father
- Averaging 2.5 points, 2.9 rebounds, and blocked 8 shots while averaging 11 minutes ... Led Tech in rebounds in 3 games
- **In ACC games:** averaged 1.4 ppg, 2.2 rpg, blocked 4 shots and hit 7-of-19 from the floor
- Over 3 seasons at Georgetown, played a total of 54 games, making one start ... Averaged 8.1 minutes per game, 3.3 points and 2.3 rebounds ... Connected on 51.8 percent of his shots from the floor
- Appeared in 15 games last season, playing a total of 55 minutes ... Scored 11 points on the season and contributed 18 rebounds, a steal and a block ... Recorded a season-high four points and three rebounds in win over Le Moyne (Nov. 7)
- A product out of the Lovett School in Atlanta, was named All-State first team at center by the Atlanta Journal Constitution his senior season
- Surpassed the 1,500-point milestone at the Lovett School ... Was a 4-star prospect in the class of 2021 ranked No. 112 nationally by 247Sports, No. 17 among centers
- Son of the late Georgetown and Atlanta Hawks star Dikembe Mutombo

11 • Baye Ndongo • F • 6-9 • 240 • So.

- Name pronounced "BYE NDONG-go" ... Pronounce the "N" sound with no vowel before or after
- Voted second-team pre-season All-ACC for 2024-25
- Started Tech's last 55 games, dating back to Cincinnati early in the 2023-24 season ... Frequent foul trouble this season has limited him to 29.1 minutes per game (32.2 in ACC games) ... Has fouled out of 5 games (plus 1 DQ for a flagrant 2 foul), finished 7 others with 4 fouls, but has committed just 10 fouls in Tech's last 4 games
- Has 4 double-doubles in Tech's last 5 games after scoring a career-high 26 points with 13 rebounds against Cal ... Has averaged 17.2 points (57.1% FG/36-of-63) and 11.6 rebounds over the last 5 games
- **In all games this season:** has averaged 12.7 points and 8.3 rebounds (No. 4 in the ACC) while hitting 53.3% of his shots from the floor
- **In ACC games:** averaging 13.1 points (53.4% FG) and 9.1 rebounds (No. 3 in ACC), including 6 double-doubles vs. California (26 points/13 rebounds), Stanford (15/16), 2/4 at Clemson (18/13), Louisville (12/11), 1/14 vs. Clemson (14/12) and North Carolina (19/12)
- Over Tech's last 9 games, has averaged 14.1 points (8 double-digit games) and 10.9 rebounds (6 double-digit games) ... Has shot 52.5% percent from the floor, while recording 12 assists, team-high 10 blocked shots and a team-high 16 steals
- Scored in double digits 20 times this season
- Has 8 double-doubles altogether this season, including North Florida (20 pts/10 reb) and Texas Southern (19/11) ... Missed 3 others by a single rebound
- Has 14 career double-doubles, including 6 as a freshman
- Made the ACC's All-Freshman team in 2024, first Jacket to do so since Josh Okogie in 2017 ... Finalist for the Kyle Macy Award (top freshman in Division I)
- Played and started final 29 games in 2023-24 after missing the first three and most of the pre-season with a hand injury
- Tech's top rebounder at 8.2 per game and No. 2 scorer at 12.4 points per game ... Ranked No. 7 in the ACC in rebound average, No. 6 in offensive rebounds (2.55 per game), No. 2 in field goal percentage (55.8) and No. 12 in blocked shots (1.10 per game)
- Finished No. 3 among freshmen nationally in rebound average and No. 2 in field goal percentage
- Was one of two freshmen in the nation (JT Toppin of New Mexico was the other) to average at least 12.4 points, 8.2 rebounds, 1.1 blocks and hit 55 percent from the floor
- Only Chris Bosh and Derrick Favors exceeded Ndongo's numbers in those categories as freshmen at Tech
- Averaged 12.6 points and 7.7 rebounds in ACC games and hit 55.4 percent from the floor
- Named ACC Rookie of the Week three times ... Made the all-tournament team at the Diamond Head Classic (18.0 ppg, 9.3 rpg, 23-26 FG, 8-9 FT)
- Has a 7-foot, 2-inch wingspan ... Grew up in a soccer family, but an older sister persuaded him to try basketball at age 14

35 • Emmer Nichols • F • 6-6 • 223 • r-So.

- Non-scholarship player who joined the Tech program for the fall, 2022 semester ... Redshirted the 2022-23 season
- Played in 5 games in his career, 2 of those in Tech's games against Cincinnati last year and this year ... Scored his only points of this season against Alabama A&M Dec. 28
- Suffered a broken leg on Jan. 19 of last season and was sidelined the remainder of the season
- Versatile player and left-handed shooter who is skilled in all facets of the game
- No. 42-ranked player in the state of California according to Max Preps
- Played four years at Sacred Heart Preparatory School, serving two years as team captain
- Helped Sacred Heart to a pair of league championships, including a Central Coast Section title in 2021
- As a senior, led SHP to a 25-5 record overall as a senior and 14-0 mark in its league
- Earned second-team Central Coast Section WBAL all-league, first-team all-league in 2020 and 2022 (MVP and defensive player of the year in 2022)

9 • Luke O'Brien • F • 6-8 • 225 • Sr. (TR)

- Transfer from Colorado who played four seasons and was a key rotation player the last three for the Buffaloes ... Steadily improved and saw more playing time with each season
- Started Tech's first 2 games, getting 8 points and 10 rebounds against West Georgia, 15 points and eight boards against North Florida
- Missed the Texas Southern game with an ankle injury, and the last 15 games with a foot injury (last played 12/18 vs. UMBC) ... Has played in only 1 ACC game
- Started 4 games after Kowacie Reeves, Jr., was sidelined with a foot injury before sustaining his own injury ... Best game was 7 points (3-3 FG, 1-1- 3pt FG) with 4 rebounds at Oklahoma
- Averaged 21.1 minutes in games he has played ... Has hit 47.1% of his shots from the floor for the season, No. 3 on the team, 9-of-28 on threes ... Good on a team-high 65.2% of his shots from inside the 3-point arc
- Played in 111 games and made 29 career starts at Colorado, 19 of those last season ... Averaged 4.8 points and 3.7 rebounds for this career, hitting 44 percent of his shots from the floor and 35 percent from three-point range
- Helped Colorado reach the NCAA Tournament twice in his time as a Buffalo
- Helped lead Colorado to the NCAA Tournament, the championship game of the Pac-12 Tournament and a program-record 26 victories in 2023-24
- Averaged a career-best 6.7 points and 3.8 rebounds per game in 2023-24 ... Played 35 games, starting 19, and averaged 23.6 minutes
- Connected on 45.6 percent of his shots from the floor, 37.6 percent from three-point range and 65.8 percent from the foul line
- Scored in double digits 10 times, two of those against Pac-12 teams and one in Colorado's second-round NCAA Tournament win over Florida, when he went 5-for-5 from the floor and scored 12 points

45 • Doryan Onwuchekwa • C • 6-11 • 240 • Fr.

- Name pronounced "DOR-ee-un ON-woo-CHECK-wuh" ... Teammates call him "D.O."
- Played in 10 games, starting 8 in the post ... Averaged 18.2 minutes per game, high of 27:03 vs. Texas Southern
- Has not played since Dec. 15 for personal reasons
- Averaged 3.5 ppg and 5.1 rpg in his 8 starts (3.5 ppg, 4.9 rpg for the season)
- Set season highs of seven points and 11 boards vs. Georgia
- Turned the ball over just 4 times all season, and has the team's best turnover rate (ranks No. 142 nationally) ... 2nd on the team with 6 blocked shots
- Three-star center prospect who attended the Faith Family Academy of Oak Cliff in Dallas, Texas
- Ranked No. 112 nationally by 247Sports Composite, No. 19 at his position and No. 7 overall in the state of Texas
- Helped Faith Family Academy at Oak Cliff to a 118-24 record over four years under head coach Brandon Thomas, and a perfect 34-0 mark in district play
- The Eagles won University Interscholastic League 4A state titles in 2022, 2023 and 2024, and lost in the state semifinals his freshman year
- Earned all-state honors by the Texas Association of Basketball Coaches, and was named to the all-Dallas metro team (2nd-team in 2023, 1st-team in 2024) by the Dallas Morning News ... Selected to the 4A Boys all-tournament team in 2023 and 2024
- Was a McDonald's All-American game nominee
- In the final two games of Faith Family Academy's 2023 title run, he scored 34 points and had 28 rebounds, seven assists and five blocks

BIO UPDATES (see game-by-game stats and career highs in stat pack)

31 • Duncan Powell • F • 6-8 • 235 • r-Jr. (TR)

- Former top-100 high school prospect who transferred to Tech from Sacramento State ... Known as the "Shag Man" for his unusual haircut
- Steady performer off the bench early in the season, but has become a key staple of Tech's rotation in ACC play since the holiday break ... Started 5 times in Tech's last 9 games, including each of the last 3 vs. Virginia, Stanford and California
- Reached double figures in 11 of Tech's last 13 games dating back to his 21-point performance vs. Notre Dame on Dec. 31 ... Had just three double-digit scoring games among his first 12 this season
- Has averaged 17.3 points and 5.3 rebounds over his last 8 games, scoring double digits all of them and 20 or more in 2 games ... Has hit 46.8% (44-of-94) from the floor, 40% (18-of-45) from three-point range and 74.4% (32-of-43) from the foul line in that stretch
- In Tech's last 7 games, 5 of which Tech has won, has averaged 16.9 points and 5.1 rebounds while hitting 47.6% from the floor and 42.5% from 3-point range
- In all games this season: averaging 11.0 points, 5.5 rebounds (2nd on the team) ... Connecting on 44.5% of his field goals, 36.7% of his 3-point attempts, 67.7% of his free throws
- In ACC games: averaging 14.0 ppg (2nd on team), 5.3 rpg (2nd on team), hitting team-high 38.9% of his 3-point tries
- Had his best game of the season vs. Virginia Tech (career-high 23 points, 7-11 FG, 3-4 3pt FG, 6-9 FT, 6 rebounds) ... Scored 19 points with 8 boards 2/4 at Clemson, including key putback of his own miss to tie the game at end of regulation
- Scored 20 (11-12 FT) with 6 boards at FSU and 21 points (then a career-high) vs. Notre Dame (3-8 3pt FG)
- Has a pair of double-doubles with 13 with 11 rebounds at SMU, and 11 points with 12 boards at Oklahoma
- Has 14 games with double-digit points this season, all vs. Power 4 teams (12 vs. ACC teams)
- Had two years of Division I collegiate experience before this season, having spent two years (red-shirted one year) at North Carolina A&T
- Played in 29 games, including 23 starts last season at Sac State ... Missed the final five games of the season with injury
- Was the Hornets' leading scorer (12.1 ppg) and rebounder (7.0 rpg) ... The rebounds ranked sixth in the Big Sky Conference
- Also averaged 26.5 minutes while shooting 49 percent from the field and 69 percent from the free throw line ... Averaged 3.8 trips to the free throw line per game
- Scored in double figures 21 times, pulled 10-plus rebounds six times, and had 5 double-doubles
- Played in 30 games for North Carolina A&T in 2022-23, including four starts ... Named to the CAA all-Rookie team ... Averaged 8.0 points, 5.7 rebounds, 0.7 steals, 0.7 blocked shots and 22.5 minutes per game
- Born in Conover, N.C., but went to high school at DeSoto High School in DeSoto, Texas ... Sidelined his senior year of HS and freshman year at NC A&T due to injury
- Ranked No. 84 overall in the 2021 class according to ESPN

14 • Kowacie Reeves, Jr. • F • 6-7 • 205 • Sr.

- First name pronounced "ko-WAY-see" ... Teammates and coaches call him "WAY-see"
- Published his first book in June of 2024, a self-help book entitled "I Am Not Your Doctrine," and a second one entitled "Nautre's Renaissance" at the end of January ... Set to graduate this May
- Steady player on both ends of the floor who started all 38 games as a Yellow Jacket after transferring from Florida, including the first six this season, until suffering a foot injury ... Has missed the last 20 games (last played 11/27 vs. Charleston Southern)
- Averaged 9.3 points, 6th on the team, with just 3 turnovers
- Reached double-digits in Tech's first three games this season, averaging 15.7 points per game (No. 2 on Tech's scoring chart), before going just 4-for-15 for 9 points total in Tech's last 3 games
- Reliable three-point shooter who led the Jackets last season, and had hit 28.1 percent prior to his injury
- Blocked team-high seven shots and averaged 2.5 rebounds per game
- Was No. 3 in Tech's scoring column at 9.8 points per game in 2023-24, hitting double digits in 13 games
- Established career highs for himself in every statistical category except free throws made and attempted
- Connected on 41.7 percent of his shots from the floor, No. 2 on the team in three-point rate (38.3 pct.) and No. 2 in free throw percentage (84.0 pct.)
- No. 3 on the team blocked shots (16) and fourth in steals (16)
- Averaged 9.2 points and 3.7 rebounds in ACC games, while connecting on 40.7 percent from the floor and team-high 41.3 percent on threes
- Has 126 three-point field goals in his college career, including 60 in 38 games at Tech (68 in his first two full seasons in college)
- Surpassed 700 points for his career at Miami, now at 792
- Tallied 14 points (5-7 FG, 4-5 3pt FG) with four rebounds in his ACC debut vs. Duke ... Scored 15 with five boards vs. Penn State ... Had 18 points with six boards at Florida State ... Had 15 points on five three-pointers at Clemson
- Former four- and five-star-rated recruit from Georgia who played two seasons at Florida before transferring to Georgia Tech ... Helped lead Florida to appearances in the NIT both of his seasons in Gainesville ... Averaged 7.1 points and 2.1 rebounds in 60 games (17 starts), averaging 17.5 minutes per game

33 • Marcos San Miguel • G • 6-4 • 203 • So.

- Second-year non-scholarship student-athlete from Campbell High School in Smyrna
- Has action in 3 games in his career (twice vs. Alabama A&M, this season at Virginia) ... Scored the first points of his college career in the most recent meeting on Dec. 28, hitting 2-of-5 shots from the floor
- Four-year varsity letterwinner in basketball at Campbell High School, serving as team captain three years ... Helped the Spartans to a 17-12 overall record as a senior
- Graduated from Campbell with a 4.77 weighted GPA ... Also served in IB Leadership Core Team, Human Rights Club (Vice President), Interact Service Club, Chess Club, Academic Quiz Bowl, National Honor Society, Spanish Honor Society, Campbell Fellowship
- Gold Scholar at Georgia Tech enrolled in computer science with a minor in Spanish
- Officiates youth basketball in his spare time for East Marietta Basketball, Inc. ... Founded and leads organization called Take a Charge National Fundraising Campaign, in which he seeks donations for each charge he takes in basketball games, originating to raise funds for a friend who suffered a traumatic brain injury playing football, with additional funds directed toward people in need

BIO UPDATES (see game-by-game stats and career highs in stat pack)

30 • Ibrahim Souare • F • 6-9 • 225 • r-Fr.

- Name pronounced "EE-bruh-HEEM SWAR-ay (rhymes with soiree)"
- Energetic power forward prospect from Guinea who was recruited out of Canyon International Academy in Glendale, Ariz.
- Has become increasingly important and improved over the course of ACC play as injuries have decimated Tech's rotation ... gives the Jackets great activity around the basket at both ends of the floor
- Played in 23 games, starting the last 9 ... Averaged 28.1 minutes, averaging 3.8 points with 5.1 rebounds and 6 blocked shots
- Had season highs of 9 points and 12 rebounds in 42:30 in Tech's 3-OT win at Clemson
- Played a key role in Tech's win over Stanford, defending 7-footer Maxime Raynaud and holding the ACC Player of the Year candidate to season lows of 8 points and 6 rebounds
- Averaging 22.7 minutes and 4.1 rebounds in ACC play, ans has connected on 62.5% of his field goals (mostly dunks and layups)
- In Tech's last 7 games, 5 of which Tech has won, has averaged 4.6 points and 5.4 rebounds while hitting 63.6% from the floor with 5 blocked shots
- Enrolled for fall semester in 2023-24 ... Took a red-shirt year and did not see action in 2023-24
- Measured 7-2 wingspan, 30-inch vertical leap ... Listed at 6-foot-7 for the FIBA 2022 U18 Championship, grown two inches since then
- Averaged 11.7 points, 7.7 rebounds and 1.7 assists for Guinea in the 2022 FIBA U18 African Championship in Madagascar ... Averaged 29.3 minutes over six games

10 • Darrion Sutton • F • 6-8 • 205 • Fr.

- Four-star forward prospect from the St. Louis, Mo., area who spent his senior year at Overtime Elite in Atlanta after his game and his recruitment took off over the summer of 2023
- Left-handed shooter ... First name pronounced "DARE-ee-on"
- Limited court time this season, seeing action in just 7 of Tech's first 23 games (54 total minutes), until recently when injuries severely reduced Tech's rotation
- Has played 63 minutes in Tech's last 3 games (Virginia, Stanford, Cal) ... Scored 4 points with 4 rebounds and 2 assists at Virginia, then got his first collegiate start vs. Stanford, and had 2 points (on FT with 30 seconds remaining), 4 rebounds, 1 assist and 1 block in 33:26
- Saw more court time in the 3 games around the holiday (UMBC, Duke, Alabama A&M), averaging around 12 minutes, scoring 8 points with 7 rebounds
- Played in the opener against West Georgia, then missed 8 games with an injury, returned to play 3 minutes vs. Northwestern
- Ranked No. 98 nationally in the 247Sports Composite rankings, No. 24 among small forwards and No. 11 overall in the state of Georgia
- Chose the Yellow Jackets over Michigan and Missouri
- Averaged 10.6 points, 8.2 rebounds and 3.5 assists over a 17-game schedule for Team RWE at Overtime Elite in 2023-24, hitting 58.4 percent of his shots from the floor
- Helped RWE advance to the championship series of the OTE playoff, averaging 3.7 points, 4.0 rebounds and 2.3 assists over seven games
- Played his junior year at Denver (Colo.) Accelerated Way ... Participated in the NBPA Top 100 Camp and Pangos All-American Camp in the summer of 2023

0 • Lance Terry • G • 6-3 • 200 • Sr.

- Experienced and versatile guard who returned from a red-shirt year in 2023-24 ... Recovered from a pre-season injury that forced him to miss the first eight games of last season, but elected to red-shirt and return to action in 2024-25
- Tech's top outside shooting threat who also attacks the basket with authority
- Missed 3 of Tech's last 9 games (Clemson/wrist, Virginia Tech/illness, Stanford/wrist), and also was limited with a wrist injury at Virginia (0 points on 4 FGA) and vs. California (9 pts, 4-10 FG)
- Scored 23 points at FSU (1/18) and 23 vs. Louisville (2/1)
- Leads Tech in scoring at a career-high 14.6 points per game while hitting 44.0% of his shots from the floor, 37% from 3-point range and 70% from the foul line ... Also tops the team in steals (28)
- Averaging team-high 13.8 points in ACC games, including a game-high 22 points in Tech's ACC opener at North Carolina, 23 at Florida State, 23 vs. Louisville and 20 vs. Boston College
- Prolific and accurate 3-point shooter who has made 5 threes in a game 3 times this season, and ranks among the ACC's top 10 in percentage, 3-pointers made per game (2.17), total 3-pointers made (50) and attempted (135)
- Scored 20 or more points 7 times, four of them in ACC play, plus 3 others vs. Georgia (20), Central Arkansas (25) and Alabama A&M (22)
- Set career high in a Tech uniform with 25 points against Central Arkansas, which included 5 3-point field goals and a perfect 4-of-4 from the foul line
- Scored in double digits in all but 6 games this season and has led the Jackets in scoring 9 times
- Surpassed the 1,000-point milestone for his career at Oklahoma (now has 1,228) and has 185 career three-point field goals
- Career 37.1% shooter from 3-point range, 37.9% at Georgia Tech
- Atlanta-area high school product who played three seasons at Gardner-Webb University before transferring to Georgia Tech prior to the 2022-23 season
- No. 2 on the team in scoring at 10.1 points per game in 2022-23 while hitting 42.1 percent of his shots from the floor, 38.8 from three-point range (top percentage on the team) and 81.4 percent from the foul line
- Averaged 11.4 points in ACC games (No. 2 on the team), connecting on 41.3 percent from the floor, a team-high 42.1 from three-point distance and 79.4 percent from the free throw stripe
- Was a key figure both as a starter and a reserve offensively, and his best offensive games occurred in Tech's seven ACC wins (tournament win included)
- In those seven wins, averaged 17.7 points, connected on 47.3 percent of his field goals, and 52.1 percent of his threes, playing the full 40 minutes in all but the Syracuse game, in which he was subbed out with 56 seconds left when the Jackets emptied the bench
- Started 21 of the 29 games he played, including 15 ACC games (regular season plus tournament)
- Thirteen double-figure scoring games altogether in 2022-23, eight in ACC games

32 • Dyllan Thompson • G/F • 6-7 • 215 • Fr.

- Non-scholarship wing player who committed to the Yellow Jackets in June of 2024 and enrolled for the fall semester as a freshman
- Attended Second Baptist School in Houston his junior and senior years
- Led his team in scoring at 18 points per game, and averaged 7.3 rebounds and 2.5 assists per game as a senior, helping the Eagles post a 29-9 overall record and a 13-1 mark in their district
- Also connected on 35 percent of his three-point tries (175 attempts) and 80 percent of his free throws
- Made the all-tournament team for the Texas Association of Private and Parochial Schools post-season tournament
- Selected second-team all-state and first-team all-district as a junior
- Also competed in the high jump for Second Baptist's track and field team
- Played for John Lucas' Nike EYBL team, JL3 ... Participated in the 2023 NBPA Top 100 camp in Orlando, Fla.
- Prior to Second Baptist, attended St. Anne's Belfield in Charlottesville, Va., where he averaged 3.2 points and 2.7 rebounds over 25 games in 2021-22
- Son of former USC All-American and 9-time WNBA all-star Tina Thompson



2024-25 SEASON STATISTICS AND RESULTS

Game Records

Record	Overall	Home	Away	Neutral
ALL GAMES	13-13	12-5	1-7	0-1
CONFERENCE	7-8	6-2	1-6	0-0
NON-CONFERENCE	6-5	6-3	0-1	0-1

Score by Periods

Team	1st	2nd	OT	TOT
Georgia Tech	946	957	36	1939
Opponents	883	997	31	1911

Team Box Score

No.	Player				Total		3-Point		F-Throw		Rebounds													
		GP-GS	MIN	AVG	FG-FGA	FG%	3FG-3FGA	3FG%	FT-FTA	FT%	OFF	DEF	TOT	AVG	PF	DQ	A	TO	BLK	STL	PTS	AVG		
0	TERRY, Lance	23-18	771:17	33.5	122-277	.440	50-135	.370	42-60	.700	13	51	64	2.8	44	0	35	32	6	28	336	14.6		
1	GEORGE, Naithan	26-26	912:00	35.1	123-297	.414	47-135	.348	46-57	.807	9	93	102	3.9	42	0	164	71	12	23	339	13.0		
11	NDONGO, Baye	26-26	755:42	29.1	129-242	.533	5-14	.357	66-109	.606	69	146	215	8.3	84	5	38	65	22	29	329	12.7		
2	MCCOLLUM, Javian	19-11	533:35	28.1	77-177	.435	33-91	.363	45-52	.865	3	48	51	2.7	27	1	65	35	2	25	232	12.2		
31	POWELL, Duncan	25-5	681:36	27.3	89-200	.445	33-90	.367	63-93	.677	42	95	137	5.5	43	1	19	28	10	19	274	11.0		
14	REEVES JR., Kowacie	6-6	143:11	23.9	22-57	.386	9-32	.281	3-5	.600	6	9	15	2.5	12	0	6	3	7	4	56	9.3		
3	MUSTAF, Jaeden	18-7	427:04	23.7	55-133	.414	8-21	.381	42-61	.689	16	38	54	3.0	44	1	31	26	2	19	160	8.9		
9	O'BRIEN, Luke	10-6	211:27	21.1	24-51	.471	9-28	.321	7-9	.778	12	32	44	4.4	23	1	6	8	2	2	64	6.4		
45	ONWUCHEKWA, Doryan	10-8	181:46	18.2	15-45	.333	3-18	.167	2-10	.200	18	31	49	4.9	32	2	8	4	6	4	35	3.5		
30	SQUARE, Ibrahim	23-9	405:19	17.6	27-43	.628	0-1	.000	8-29	.276	27	56	83	3.6	54	0	6	13	14	6	62	2.7		
12	MUTOMBO, Ryan	13-7	142:43	11.0	15-33	.455	0-0	.000	2-5	.400	14	24	38	2.9	9	0	3	5	8	1	32	2.5		
33	SAN MIGUEL, Marcos	2-0	04:30	2.3	2-5	.400	0-0	.000	0-0	.000	0	0	0	0.0	0	0	0	1	0	0	4	2.0		
10	SUTTON, Darrion	10-1	124:28	12.4	3-14	.214	0-5	.000	8-12	.667	3	13	16	1.6	9	0	5	3	4	4	14	1.4		
35	NICHOLS, Emmer	3-0	05:23	1.8	1-2	.500	0-0	.000	0-0	.000	1	1	2	0.7	0	0	0	2	1	0	2	0.7		
Team											43	43	86					18						
Total		26	5300		704-1576	.447	197-570	.346	334-502	.665	276	680	956	36.8	423	11	386	314	96	164	1939	74.6		
Opponents		26	5300		676-1599	.423	227-638	.356	332-460	.722	279	665	944	36.3	441	8	369	300	85	171	1911	73.5		

Team Statistics

	GATECH	OPP
Scoring	1939	1911
Points per game	74.6	73.5
Scoring margin	+1.1	-
Field goals-att	704-1576	676-1599
Field goal pct	.447	.423
3 point fg-att	197-570	227-638
3-point FG pct	.346	.356
3-pt FG made per game	7.6	8.7
Free throws-att	334-502	332-460
Free throw pct	.665	.722
F-Throws made per game	12.8	12.8
Rebounds	956	944
Rebounds per game	36.8	36.3
Rebounding margin	+0.5	-
Assists	386	369
Assists per game	14.8	14.2
Turnovers	314	300
Turnovers per game	12.1	11.5
Turnover margin	-0.5	-
Assist/turnover ratio	1.2	1.2
Steals	164	171
Steals per game	6.3	6.6
Blocks	96	85
Blocks per game	3.7	3.3
Winning streak	2	-
Home win streak	4	-
Attendance	76058	79769
Home games-Avg/Game	17-4474	8-9971
Neutral site-Avg/Game	-	1-0

Team Results

Date	Opponent		Score	Att.
11/06/2024	West Ga.	W	85-62	3530
11/10/2024	North Florida	L	93-105	3553
11/12/2024	Texas Southern	W	81-62	3384
11/15/2024	Georgia	L	69-77	6622
11/23/2024	Cincinnati	L	58-81	4970
11/27/2024	Charleston So.	W	91-67	3414
11/30/2024	Central Ark.	W	87-68	3414
12/03/2024	at Oklahoma	L	61-76	7725
12/07/2024	at North Carolina	L	65-68	19020
12/15/2024	vs Northwestern	L	60-71	0
12/18/2024	UMBC	W	91-82	3494
12/21/2024	Duke	L	56-82	8005
12/28/2024	Alabama A&M	W	92-49	4430
12/31/2024	Notre Dame	W	86-75	4914
01/04/2025	Boston College	W	85-64	3949
01/07/2025	at Syracuse	L	55-62	13935
01/11/2025	at SMU	L	71-93	5526
01/14/2025	Clemson	L	59-70	4047
01/18/2025	at Florida St.	L	78-91	6751
01/22/2025	Virginia Tech	W	71-64	3668
01/28/2025	at Notre Dame	L	68-71	4262
02/01/2025	Louisville	W	77-70	6147
02/04/2025	at Clemson	Wot3	89-86	7913
02/08/2025	at Virginia	L	61-75	14637
02/12/2025	Stanford	W	60-52	3869
02/15/2025	California	Wot	90-88	4648

2024-25 SEASON STATISTICS AND RESULTS - ACC ONLY

Game Records

Record	Overall	Home	Away	Neutral
ALL GAMES	7-8	6-2	1-6	0-0
CONFERENCE	7-8	6-2	1-6	0-0
NON-CONFERENCE	0-0	0-0	0-0	0-0

Score by Periods

Team	1st	2nd	OT	TOT
Georgia Tech	491	544	36	1071
Opponents	514	566	31	1111

Team Box Score

No.	Player				Total		3-Point		F-Throw		Rebounds											
		GP-GS	MIN	AVG	FG-FGA	FG%	3FG-3FGA	3FG%	FT-FTA	FT%	OFF	DEF	TOT	AVG	PF	DQ	A	TO	BLK	STL	PTS	AVG
1	GEORGE, Naithan	15-15	574:39	38.3	84-194	.433	31-83	.373	27-35	.771	6	62	68	4.5	21	0	93	48	10	14	226	15.1
31	POWELL, Duncan	15-5	493:29	32.9	67-152	.441	28-72	.389	48-68	.706	27	53	80	5.3	32	1	10	20	5	16	210	14.0
0	TERRY, Lance	12-12	433:36	36.1	61-152	.401	23-72	.319	20-32	.625	6	25	31	2.6	22	0	17	15	4	15	165	13.8
11	NDONGO, Baye	15-15	482:18	32.2	78-146	.534	3-11	.273	37-62	.597	46	90	136	9.1	49	4	20	39	15	20	196	13.1
2	MCCOLLUM, Javian	11-6	336:55	30.6	49-114	.430	20-58	.345	24-28	.857	2	27	29	2.6	12	0	41	18	1	17	142	12.9
3	MUSTAF, Jaeden	9-5	217:28	24.2	23-58	.397	3-8	.375	15-27	.556	5	16	21	2.3	22	1	8	16	2	9	64	7.1
45	ONWUCHEKWA, Doryan	1-1	18:43	18.7	1-5	.200	1-2	.500	0-0	.000	1	3	4	4.0	4	0	1	0	1	0	3	3.0
30	SQUARE, Ibrahim	15-9	340:16	22.7	20-32	.625	0-0	.000	4-19	.211	17	44	61	4.1	39	0	6	10	12	6	44	2.9
12	MUTOMBO, Ryan	10-5	97:05	9.7	7-19	.368	0-0	.000	0-1	.000	8	14	22	2.2	7	0	1	1	4	1	14	1.4
10	SUTTON, Darrion	6-1	89:55	15.0	2-11	.182	0-4	.000	3-4	.750	2	7	9	1.5	6	0	4	2	2	2	7	1.2
9	O'BRIEN, Luke	1-1	13:28	13.5	0-2	.000	0-2	.000	0-0	.000	0	0	0	0.0	3	0	0	1	0	0	0	0.0
35	NICHOLS, Emmer	1-0	01:04	1.1	0-0	.000	0-0	.000	0-0	.000	0	0	0	0.0	0	0	0	1	0	0	0	0.0
33	SAN MIGUEL, Marcos	1-0	01:04	1.1	0-0	.000	0-0	.000	0-0	.000	0	0	0	0.0	0	0	0	0	0	0	0	0.0
Team											30	19	49				10					
Total		15	3100		392-885	.443	109-312	.349	178-276	.645	150	360	510	34.0	217	6	201	181	56	100	1071	71.4
Opponents		15	3100		407-922	.441	135-374	.361	162-217	.747	169	389	558	37.2	248	4	230	180	51	101	1111	74.1

Team Statistics

	GATECH	OPP
Scoring	1071	1111
Points per game	71.4	74.1
Scoring margin	-2.7	-
Field goals-att	392-885	407-922
Field goal pct	.443	.441
3 point fg-att	109-312	135-374
3-point FG pct	.349	.361
3-pt FG made per game	7.3	9.0
Free throws-att	178-276	162-217
Free throw pct	.645	.747
F-Throws made per game	11.9	10.8
Rebounds	510	558
Rebounds per game	34.0	37.2
Rebounding margin	-3.2	-
Assists	201	230
Assists per game	13.4	15.3
Turnovers	181	180
Turnovers per game	12.1	12.0
Turnover margin	-0.1	-
Assist/turnover ratio	1.1	1.3
Steals	100	101
Steals per game	6.7	6.7
Blocks	56	51
Blocks per game	3.7	3.4
Winning streak	2	-
Home win streak	4	-
Attendance	39247	72044
Home games-Avg/Game	8-4906	7-10292
Neutral site-Avg/Game	-	0-0

Team Results

Date	Opponent		Score	Att.
12/07/2024	at North Carolina	L	65-68	19020
12/21/2024	Duke	L	56-82	8005
12/31/2024	Notre Dame	W	86-75	4914
01/04/2025	Boston College	W	85-64	3949
01/07/2025	at Syracuse	L	55-62	13935
01/11/2025	at SMU	L	71-93	5526
01/14/2025	Clemson	L	59-70	4047
01/18/2025	at Florida St.	L	78-91	6751
01/22/2025	Virginia Tech	W	71-64	3668
01/28/2025	at Notre Dame	L	68-71	4262
02/01/2025	Louisville	W	77-70	6147
02/04/2025	at Clemson	Wot3	89-86	7913
02/08/2025	at Virginia	L	61-75	14637
02/12/2025	Stanford	W	60-52	3869
02/15/2025	California	Wot	90-88	4648



2024-25 SEASON STATISTICS - POINTS/REBOUNDS/ASSISTS

Opponent	Date	Score		0	1	2	3	9	10	11	12	14	30	31
				TERRY,LANC	GEORGE,NAI	MCCOLLUM,J	MUSTAF,JA	O'BRIEN,LU	SUTTON,DAR	NDONGO,BAY	MUTOMBO,R	REEVES JR.	SOUARE,IBR	POWELL,DUN
West Ga.	11/06/2024	85-62	W	9-3-1	7-1-7	18-4-5	4-2-2	8-10-1	0-0-0	10-7-4	DNP	15-4-0	1-3-0	9-1-0
North Florida	11/10/2024	93-105	L	14-3-1	5-6-7	14-3-6	DNP	15-8-1	DNP	20-10-3	DNP	17-1-3	DNP	4-6-1
Texas Southern	11/12/2024	81-62	W	13-1-2	16-3-6	14-5-1	DNP	DNP	DNP	19-11-1	DNP	15-7-3	0-5-0	4-2-0
Georgia	11/15/2024	69-77	L	20-3-2	6-0-3	13-4-3	1-3-1	6-6-0	DNP	14-4-0	DNP	2-0-0	0-0-0	DNP
Cincinnati	11/23/2024	58-81	L	7-1-0	13-0-1	5-2-2	2-1-3	4-5-0	DNP	5-6-1	DNP	3-1-0	3-1-0	10-3-0
Charleston So.	11/27/2024	91-67	W	15-5-4	17-4-7	DNP	16-3-2	3-3-1	DNP	17-8-1	DNP	4-2-0	6-4-0	7-8-1
Central Ark.	11/30/2024	87-68	W	25-2-1	16-4-11	DNP	18-4-2	8-2-1	DNP	13-9-0	DNP	DNP	0-3-0	3-9-2
at Oklahoma	12/03/2024	61-76	L	14-3-0	8-0-5	DNP	16-2-2	7-4-1	DNP	4-4-0	DNP	DNP	0-0-0	11-12-1
at North Carolina	12/07/2024	65-68	L	22-4-2	12-8-4	DNP	6-4-1	0-0-0	DNP	19-12-1	DNP	DNP	0-0-0	3-2-0
vs Northwestern	12/15/2024	60-71	L	17-4-2	3-7-7	3-2-2	11-6-0	6-2-0	0-0-0	4-5-0	10-7-1	DNP	DNP	6-5-2
UMBC	12/18/2024	91-82	W	15-5-3	18-3-8	5-1-3	15-5-5	7-4-1	4-3-0	17-9-4	6-7-0	DNP	DNP	4-4-0
Duke	12/21/2024	56-82	L	7-0-0	4-3-4	6-0-3	5-1-1	DNP	1-0-0	14-1-4	2-6-0	DNP	4-4-0	13-5-0
Alabama A&M	12/28/2024	92-49	W	22-3-2	4-6-9	18-1-2	13-7-6	DNP	3-4-1	10-6-4	2-2-1	DNP	8-6-0	6-7-2
Notre Dame	12/31/2024	86-75	W	14-2-0	11-5-6	21-1-6	5-5-2	DNP	DNP	10-6-1	2-3-0	DNP	2-1-0	21-3-2
Boston College	01/04/2025	85-64	W	20-2-3	10-3-10	20-5-4	8-2-0	DNP	DNP	14-4-1	0-4-0	DNP	2-6-1	11-5-0
at Syracuse	01/07/2025	55-62	L	18-1-1	13-5-5	6-4-2	8-6-0	DNP	DNP	6-8-0	2-3-0	DNP	0-4-0	2-5-0
at SMU	01/11/2025	71-93	L	10-4-4	11-5-10	20-4-5	5-0-0	DNP	DNP	6-7-1	4-2-0	DNP	2-0-1	13-11-1
Clemson	01/14/2025	59-70	L	DNP	13-3-4	11-0-5	12-2-0	DNP	DNP	14-12-1	0-2-0	DNP	0-6-0	9-7-0
at Florida St.	01/18/2025	78-91	L	23-1-2	10-3-4	20-2-4	DNP	DNP	DNP	3-12-1	DNP	DNP	2-2-0	20-6-2
Virginia Tech	01/22/2025	71-64	W	DNP	11-4-7	16-3-4	DNP	DNP	0-0-0	14-9-4	2-0-1	DNP	5-5-1	23-6-1
at Notre Dame	01/28/2025	68-71	L	7-2-1	20-6-5	7-4-4	DNP	DNP	DNP	10-7-1	2-1-0	DNP	4-5-0	18-3-0
Louisville	02/01/2025	77-70	W	23-1-0	15-2-9	12-3-3	DNP	DNP	DNP	12-11-1	DNP	DNP	4-5-1	11-3-2
at Clemson	02/04/2025	89-86	Wot3	12-10-1	28-5-7	3-3-1	DNP	DNP	0-0-0	18-13-0	0-1-0	DNP	9-12-0	19-8-0
at Virginia	02/08/2025	61-75	L	0-3-1	20-6-5	DNP	DNP	DNP	4-4-2	15-5-2	DNP	DNP	4-2-0	18-3-1
Stanford	02/12/2025	60-52	W	DNP	22-7-5	DNP	7-0-0	DNP	2-4-1	15-16-1	0-0-0	DNP	4-4-1	10-7-1
California	02/15/2025	90-88	Wot	9-1-2	26-3-8	DNP	8-1-4	DNP	0-1-1	26-13-1	DNP	DNP	2-5-1	19-6-0

Opponent	Date	Score		33	35	45
				SAN MIGUEL	NICHOLS,EM	ONWUCHEKWA
West Ga.	11/06/2024	85-62	W	DNP	DNP	4-7-0
North Florida	11/10/2024	93-105	L	DNP	DNP	4-1-0
Texas Southern	11/12/2024	81-62	W	DNP	DNP	0-9-1
Georgia	11/15/2024	69-77	L	DNP	DNP	7-11-2
Cincinnati	11/23/2024	58-81	L	DNP	0-0-0	6-4-1
Charleston So.	11/27/2024	91-67	W	DNP	DNP	6-2-2
Central Ark.	11/30/2024	87-68	W	DNP	DNP	4-6-1
at Oklahoma	12/03/2024	61-76	L	DNP	DNP	1-5-0
at North Carolina	12/07/2024	65-68	L	DNP	DNP	3-4-1
vs Northwestern	12/15/2024	60-71	L	DNP	DNP	0-0-0
UMBC	12/18/2024	91-82	W	DNP	DNP	DNP
Duke	12/21/2024	56-82	L	DNP	DNP	DNP
Alabama A&M	12/28/2024	92-49	W	4-0-0	2-2-0	DNP
Notre Dame	12/31/2024	86-75	W	DNP	DNP	DNP
Boston College	01/04/2025	85-64	W	DNP	DNP	DNP
at Syracuse	01/07/2025	55-62	L	DNP	DNP	DNP
at SMU	01/11/2025	71-93	L	DNP	DNP	DNP
Clemson	01/14/2025	59-70	L	DNP	DNP	DNP
at Florida St.	01/18/2025	78-91	L	DNP	DNP	DNP
Virginia Tech	01/22/2025	71-64	W	DNP	DNP	DNP
at Notre Dame	01/28/2025	68-71	L	DNP	DNP	DNP
Louisville	02/01/2025	77-70	W	DNP	DNP	DNP
at Clemson	02/04/2025	89-86	Wot3	DNP	DNP	DNP
at Virginia	02/08/2025	61-75	L	0-0-0	0-0-0	DNP
Stanford	02/12/2025	60-52	W	DNP	DNP	DNP
California	02/15/2025	90-88	Wot	DNP	DNP	DNP



2024-25 SEASON STATISTICS - GEORGIA TECH GAME-BY-GAME

				Total		3-Pointers		Free throws		Rebounds											
Opponent	Date	Score		FG-FGA	PCT	3FG-3FGA	PCT	FT-FTA	PCT	OFF	DEF	TOT	AVG	PF	A	TO	BLK	STL	PTS	AVG	
West Ga.	11/06/2024	85-62	W	33-68	.485	7-27	.259	12-17	.706	13	36	49	49.0	16	20	12	6	5	85	85.0	
North Florida	11/10/2024	93-105	L	37-79	.468	13-29	.448	6-12	.500	13	25	38	43.5	20	22	10	2	4	93	89.0	
Texas Southern	11/12/2024	81-62	W	22-58	.379	11-36	.306	26-34	.765	14	35	49	45.3	19	14	14	5	3	81	86.3	
Georgia	11/15/2024	69-77	L	23-63	.365	6-23	.261	17-22	.773	10	24	34	42.5	28	11	13	3	5	69	82.0	
Cincinnati	11/23/2024	58-81	L	21-59	.356	5-20	.250	11-20	.550	12	17	29	39.8	14	8	12	1	5	58	77.2	
Charleston So.	11/27/2024	91-67	W	38-72	.528	3-11	.273	12-20	.600	13	29	42	40.2	26	18	7	1	10	91	79.5	
Central Ark.	11/30/2024	87-68	W	29-61	.475	13-32	.406	16-20	.800	12	29	41	40.3	15	18	5	1	7	87	80.6	
at Oklahoma	12/03/2024	61-76	L	22-53	.415	5-19	.263	12-18	.667	7	26	33	39.4	21	9	11	4	4	61	78.1	
at North Carolina	12/07/2024	65-68	L	20-64	.313	8-27	.296	17-24	.708	11	26	37	39.1	20	9	14	4	5	65	76.7	
vs Northwestern	12/15/2024	60-71	L	22-56	.393	7-24	.292	9-13	.692	8	34	42	39.4	15	14	16	4	1	60	75.0	
UMBC	12/18/2024	91-82	W	32-61	.525	8-16	.500	19-29	.655	14	28	42	39.6	15	24	14	5	7	91	76.5	
Duke	12/21/2024	56-82	L	21-58	.362	6-17	.353	8-10	.800	9	16	25	38.4	15	12	10	5	5	56	74.8	
Alabama A&M	12/28/2024	92-49	W	33-61	.541	10-21	.476	16-21	.762	10	37	47	39.1	17	27	19	8	13	92	76.1	
Notre Dame	12/31/2024	86-75	W	30-53	.566	8-20	.400	18-25	.720	9	21	30	38.4	14	17	8	4	5	86	76.8	
Boston College	01/04/2025	85-64	W	31-53	.585	8-17	.471	15-27	.556	4	28	32	38.0	15	19	9	5	8	85	77.3	
at Syracuse	01/07/2025	55-62	L	24-66	.364	4-21	.190	3-11	.273	12	27	39	38.1	13	8	13	5	12	55	75.9	
at SMU	01/11/2025	71-93	L	27-59	.458	9-23	.391	8-14	.571	11	26	37	38.0	16	22	22	5	2	71	75.6	
Clemson	01/14/2025	59-70	L	19-54	.352	7-20	.350	14-19	.737	12	24	36	37.9	17	10	14	2	6	59	74.7	
at Florida St.	01/18/2025	78-91	L	26-60	.433	9-29	.310	17-24	.708	10	22	32	37.6	17	13	12	1	6	78	74.9	
Virginia Tech	01/22/2025	71-64	W	24-51	.471	6-17	.353	17-26	.654	7	22	29	37.2	6	18	10	3	11	71	74.7	
at Notre Dame	01/28/2025	68-71	L	27-55	.491	5-16	.313	9-11	.818	6	23	29	36.8	18	11	8	6	8	68	74.4	
Louisville	02/01/2025	77-70	W	30-63	.476	8-24	.333	9-17	.529	8	22	30	36.5	18	16	9	1	10	77	74.5	
at Clemson	02/04/2025	89-86	Wot3	35-83	.422	7-28	.250	12-25	.480	24	32	56	37.3	17	9	15	3	7	89	75.1	
at Virginia	02/08/2025	61-75	L	24-53	.453	8-18	.444	5-9	.556	6	18	24	36.8	7	11	8	3	6	61	74.5	
Stanford	02/12/2025	60-52	W	19-49	.388	5-15	.333	17-19	.895	10	32	42	37.0	13	9	15	5	2	60	74.0	
California	02/15/2025	90-88	Wot	35-64	.547	11-20	.550	9-15	.600	11	21	32	36.8	11	17	14	4	7	90	74.6	
Total		1939		704-1576	.447	197-570	.346	334-502	.665	276	680	956	36.8	423	386	314	96	164	1939	74.6	
Opponents		1911		676-1599	.423	227-638	.356	332-460	.722	279	665	944	36.3	441	369	300	85	171	1911	73.5	

Georgia Tech Averages

Games Played	Points/game	FG Pct	3FG Pct	FT Pct	Rebounds/game	Assists/game	Turnovers/game	Assist/Turnover ratio	Steals/game	Blocks/game
26	74.6	44.7	34.6	66.5	36.8	14.8	12.1	1.2	6.3	3.7



2024-25 SEASON STATISTICS - OPPONENTS GAME-BY-GAME

Opponent	Date	Score		FG-FGA	PCT	3FG-3FGA	PCT	FT-FTA	PCT	OFF	DEF	TOT	AVG	PF	A	TO	BLK	STL	PTS	AVG
West Ga.	11/06/2024	85-62	W	23-64	.359	6-15	.400	10-18	.556	6	19	25	25.0	15	10	8	6	6	62	62.0
North Florida	11/10/2024	93-105	L	37-69	.536	9-31	.290	22-29	.759	10	31	41	33.0	14	12	9	4	3	105	83.5
Texas Southern	11/12/2024	81-62	W	22-66	.333	6-14	.429	12-22	.545	14	27	41	35.7	24	12	12	2	8	62	76.3
Georgia	11/15/2024	69-77	L	26-56	.464	3-18	.167	22-31	.710	9	31	40	36.8	24	10	12	4	5	77	76.5
Cincinnati	11/23/2024	58-81	L	32-62	.516	9-22	.409	8-12	.667	9	27	36	36.6	20	16	12	5	4	81	77.4
Charleston So.	11/27/2024	91-67	W	17-56	.304	8-24	.333	25-35	.714	13	24	37	36.7	17	13	14	3	4	67	75.7
Central Ark.	11/30/2024	87-68	W	21-57	.368	14-32	.438	12-14	.857	6	22	28	35.4	13	12	8	3	3	68	74.6
at Oklahoma	12/03/2024	61-76	L	20-52	.385	10-28	.357	26-30	.867	9	28	37	35.6	16	7	7	1	8	76	74.8
at North Carolina	12/07/2024	65-68	L	23-59	.390	5-24	.208	17-21	.810	13	35	48	37.0	18	10	18	2	11	68	74.0
vs Northwestern	12/15/2024	60-71	L	26-65	.400	9-22	.409	10-16	.625	9	27	36	36.9	14	18	6	4	9	71	73.7
UMBC	12/18/2024	91-82	W	30-58	.517	10-25	.400	12-19	.632	5	21	26	35.9	19	18	13	0	9	82	74.5
Duke	12/21/2024	56-82	L	31-55	.564	10-25	.400	10-15	.667	8	28	36	35.9	13	20	10	3	5	82	75.1
Alabama A&M	12/28/2024	92-49	W	15-72	.208	8-33	.242	11-17	.647	20	19	39	36.2	17	11	19	2	11	49	73.1
Notre Dame	12/31/2024	86-75	W	27-62	.435	9-21	.429	12-14	.857	14	15	29	35.6	17	17	10	2	3	75	73.2
Boston College	01/04/2025	85-64	W	25-59	.424	5-15	.333	9-15	.600	8	23	31	35.3	21	14	13	2	3	64	72.6
at Syracuse	01/07/2025	55-62	L	26-63	.413	4-20	.200	6-9	.667	13	35	48	36.1	12	11	18	6	4	62	71.9
at SMU	01/11/2025	71-93	L	35-70	.500	14-28	.500	9-15	.600	13	24	37	36.2	17	25	10	5	15	93	73.2
Clemson	01/14/2025	59-70	L	23-52	.442	8-23	.348	16-20	.800	5	27	32	35.9	18	16	9	4	8	70	73.0
at Florida St.	01/18/2025	78-91	L	35-67	.522	9-27	.333	12-17	.706	12	27	39	36.1	18	19	8	5	8	91	73.9
Virginia Tech	01/22/2025	71-64	W	22-59	.373	11-26	.423	9-10	.900	14	25	39	36.3	17	13	17	0	5	64	73.5
at Notre Dame	01/28/2025	68-71	L	25-53	.472	10-23	.435	11-16	.688	8	24	32	36.0	13	10	10	0	4	71	73.3
Louisville	02/01/2025	77-70	W	25-55	.455	9-25	.360	11-19	.579	7	29	36	36.0	18	12	14	3	5	70	73.2
at Clemson	02/04/2025	89-86	Wot3	28-77	.364	12-37	.324	18-21	.857	16	30	46	36.5	21	12	13	8	9	86	73.7
at Virginia	02/08/2025	61-75	L	30-61	.492	11-27	.407	4-5	.800	13	25	38	36.5	13	21	8	2	5	75	73.8
Stanford	02/12/2025	60-52	W	20-66	.303	5-27	.185	7-7	1.000	13	20	33	36.4	15	13	7	7	8	52	72.9
California	02/15/2025	90-88	Wot	32-64	.500	13-26	.500	11-13	.846	12	22	34	36.3	17	17	15	2	8	88	73.5
Total		1911		676-1599	.423	227-638	.356	332-460	.722	279	665	944	36.3	441	369	300	85	171	1911	73.5
Georgia Tech		1939		704-1576	.447	197-570	.346	334-502	.665	276	680	956	36.8	423	386	314	96	164	1939	74.6

Opponents Averages

Games Played	Points/game	FG Pct	3FG Pct	FT Pct	Rebounds/game	Assists/game	Turnovers/game	Assist/Turnover ratio	Steals/game	Blocks/game
26	73.5	42.3	35.6	72.2	36.3	14.2	11.5	1.2	6.6	3.3

2024-25 SEASON STATISTICS - INDIVIDUAL GAME-BY-GAME

#0 TERRY, Lance

Opponent	Date	GS	MIN	Total		3-Pointers		Free throws		Rebounds											
				FG-FGA	PCT	3FG-3FGA	PCT	FT-FTA	PCT	OFF	DEF	TOT	AVG	PF	A	TO	BLK	STL	PTS	AVG	
West Ga.	11/06/2024		23:32	4-7	.571	1-3	.333	0-0	.000	1	2	3	3.0	3	1	1	0	0	9	9.0	
North Florida	11/10/2024		25:01	5-10	.500	4-7	.571	0-0	.000	0	3	3	3.0	2	1	3	0	1	14	11.5	
Texas Southern	11/12/2024		24:38	3-8	.375	2-7	.286	5-6	.833	1	0	1	2.3	2	2	1	0	0	13	12.0	
Georgia	11/15/2024		24:49	7-11	.636	2-5	.400	4-4	1.000	0	3	3	2.5	4	2	0	0	0	20	14.0	
Cincinnati	11/23/2024		29:06	2-11	.182	0-4	.000	3-4	.750	1	0	1	2.2	0	0	2	0	2	7	12.6	
Charleston So.	11/27/2024	*	36:40	7-10	.700	0-0	.000	1-3	.333	0	5	5	2.7	4	4	0	0	5	15	13.0	
Central Ark.	11/30/2024	*	35:51	8-14	.571	5-10	.500	4-4	1.000	1	1	2	2.6	3	1	0	1	3	25	14.7	
at Oklahoma	12/03/2024	*	37:07	5-14	.357	3-7	.429	1-1	1.000	1	2	3	2.6	1	0	2	0	0	14	14.6	
at North Carolina	12/07/2024	*	38:11	5-19	.263	5-13	.385	7-8	.875	1	3	4	2.8	4	2	2	0	1	22	15.4	
vs Northwestern	12/15/2024	*	34:28	7-16	.438	2-7	.286	1-2	.500	1	3	4	2.9	0	2	3	1	0	17	15.6	
UMBC	12/18/2024	*	34:12	5-10	.500	3-5	.600	2-2	1.000	1	4	5	3.1	3	3	4	0	1	15	15.5	
Duke	12/21/2024	*	31:36	3-9	.333	1-4	.250	0-0	.000	0	0	0	2.8	1	0	0	0	1	7	14.8	
Alabama A&M	12/28/2024	*	32:17	8-14	.571	5-8	.625	1-2	.500	0	3	3	2.8	0	2	1	0	1	22	15.4	
Notre Dame	12/31/2024	*	31:38	5-6	.833	2-3	.667	2-4	.500	1	1	2	2.8	0	0	0	0	2	14	15.3	
Boston College	01/04/2025	*	32:34	7-12	.583	2-5	.400	4-8	.500	1	1	2	2.7	2	3	1	0	4	20	15.6	
at Syracuse	01/07/2025	*	34:48	6-13	.462	3-8	.375	3-4	.750	0	1	1	2.6	0	1	3	2	1	18	15.8	
at SMU	01/11/2025	*	30:11	5-15	.333	0-6	.000	0-0	.000	1	3	4	2.7	4	4	3	1	0	10	15.4	
at Florida St.	01/18/2025	*	38:33	9-17	.529	2-6	.333	3-4	.750	0	1	1	2.6	1	2	2	0	1	23	15.8	
at Notre Dame	01/28/2025	*	36:11	3-6	.500	1-2	.500	0-0	.000	0	2	2	2.6	4	1	0	0	1	7	15.4	
Louisville	02/01/2025	*	36:39	9-20	.450	4-9	.444	1-2	.500	0	1	1	2.5	2	0	2	0	2	23	15.8	
at Clemson	02/04/2025	*	52:16	5-21	.238	2-10	.200	0-0	.000	1	9	10	2.9	2	1	2	1	2	12	15.6	
at Virginia	02/08/2025	*	32:06	0-4	.000	0-1	.000	0-2	.000	1	2	3	2.9	1	1	0	0	0	0	14.9	
California	02/15/2025	*	38:53	4-10	.400	1-5	.200	0-0	.000	0	1	1	2.8	1	2	0	0	0	9	14.6	
Totals		18	771:17	122-277	.440	50-135	.370	42-60	.700	13	51	64	2.8	44	35	32	6	28	336	14.6	

Player Averages

Games Played	Minutes/ game	Points/ game	FG Pct	3FG Pct	FT Pct	Rebounds/ game	Assists/ game	Turnovers/ game	Assist/Turnover ratio	Steals/ game	Blocks/ game
23	33.5	14.6	44.0	37.0	70.0	2.8	1.5	1.4	1.1	1.2	0.3



2024-25 SEASON STATISTICS - INDIVIDUAL GAME-BY-GAME

#1 GEORGE, Naithan

Opponent	Date	GS	MIN	Total		3-Pointers		Free throws		Rebounds				PF	A	TO	BLK	STL	PTS	AVG
				FG-FGA	PCT	3FG-3FGA	PCT	FT-FTA	PCT	OFF	DEF	TOT	AVG							
West Ga.	11/06/2024	*	23:04	2-6	.333	1-3	.333	2-3	.667	0	1	1	1.0	1	7	1	0	0	7	7.0
North Florida	11/10/2024	*	35:27	2-5	.400	1-3	.333	0-0	.000	0	6	6	3.5	3	7	1	0	1	5	6.0
Texas Southern	11/12/2024	*	36:34	3-9	.333	3-8	.375	7-8	.875	1	2	3	3.3	0	6	3	0	1	16	9.3
Georgia	11/15/2024	*	27:54	3-14	.214	0-5	.000	0-0	.000	0	0	0	2.5	2	3	4	1	1	6	8.5
Cincinnati	11/23/2024	*	27:14	5-9	.556	3-6	.500	0-0	.000	0	0	0	2.0	1	1	2	0	0	13	9.4
Charleston So.	11/27/2024	*	24:24	8-14	.571	1-1	1.000	0-0	.000	1	3	4	2.3	4	7	0	0	2	17	10.7
Central Ark.	11/30/2024	*	34:07	5-15	.333	4-10	.400	2-2	1.000	0	4	4	2.6	0	11	1	0	1	16	11.4
at Oklahoma	12/03/2024	*	37:37	3-8	.375	0-4	.000	2-3	.667	0	0	0	2.3	3	5	2	0	0	8	11.0
at North Carolina	12/07/2024	*	39:02	4-14	.286	2-6	.333	2-2	1.000	1	7	8	2.9	1	4	5	1	2	12	11.1
vs Northwestern	12/15/2024	*	30:00	1-6	.167	1-3	.333	0-0	.000	0	7	7	3.3	2	7	3	0	0	3	10.3
UMBC	12/18/2024	*	28:29	5-9	.556	2-5	.400	6-6	1.000	0	3	3	3.3	2	8	3	0	2	18	11.0
Duke	12/21/2024	*	26:09	2-10	.200	0-3	.000	0-0	.000	0	3	3	3.3	2	4	1	0	0	4	10.4
Alabama A&M	12/28/2024	*	32:31	2-8	.250	0-4	.000	0-0	.000	1	5	6	3.5	3	9	3	1	1	4	9.9
Notre Dame	12/31/2024	*	36:43	5-9	.556	1-3	.333	0-0	.000	0	5	5	3.6	1	6	2	1	0	11	10.0
Boston College	01/04/2025	*	34:56	3-9	.333	1-3	.333	3-4	.750	0	3	3	3.5	2	10	2	0	2	10	10.0
at Syracuse	01/07/2025	*	35:29	6-15	.400	1-7	.143	0-0	.000	1	4	5	3.6	1	5	2	2	0	13	10.2
at SMU	01/11/2025	*	35:20	4-10	.400	2-5	.400	1-1	1.000	1	4	5	3.7	0	10	7	1	0	11	10.2
Clemson	01/14/2025	*	37:27	5-11	.455	3-6	.500	0-1	.000	1	2	3	3.7	3	4	5	0	0	13	10.4
at Florida St.	01/18/2025	*	38:26	4-12	.333	2-7	.286	0-2	.000	0	3	3	3.6	2	4	1	1	1	10	10.4
Virginia Tech	01/22/2025	*	38:18	3-9	.333	2-6	.333	3-4	.750	0	4	4	3.7	1	7	3	0	3	11	10.4
at Notre Dame	01/28/2025	*	37:47	9-11	.818	1-2	.500	1-1	1.000	0	6	6	3.8	1	5	0	2	3	20	10.9
Louisville	02/01/2025	*	36:09	5-11	.455	1-4	.250	4-4	1.000	0	2	2	3.7	3	9	2	0	1	15	11.0
at Clemson	02/04/2025	*	55:00	12-26	.462	2-10	.200	2-4	.500	2	3	5	3.7	1	7	8	0	0	28	11.8
at Virginia	02/08/2025	*	38:56	6-15	.400	5-9	.556	3-4	.750	0	6	6	3.8	0	5	2	0	1	20	12.1
Stanford	02/12/2025	*	40:00	7-13	.538	3-4	.750	5-5	1.000	0	7	7	4.0	0	5	3	1	0	22	12.5
California	02/15/2025	*	44:57	9-19	.474	5-8	.625	3-3	1.000	0	3	3	3.9	3	8	5	1	1	26	13.0
Totals			26 912:00	123-297	.414	47-135	.348	46-57	.807	9	93	102	3.9	42	164	71	12	23	339	13.0

Player Averages

Games Played	Minutes/ game	Points/ game	FG Pct	3FG Pct	FT Pct	Rebounds/ game	Assists/ game	Turnovers/ game	Assist/Turnover ratio	Steals/ game	Blocks/ game
26	35.1	13.0	41.4	34.8	80.7	3.9	6.3	2.7	2.3	0.9	0.5

2024-25 SEASON STATISTICS - INDIVIDUAL GAME-BY-GAME

#2 MCCOLLUM, Javian

Opponent	Date	GS	MIN	Total		3-Pointers		Free throws		Rebounds				PF	A	TO	BLK	STL	PTS	AVG
				FG-FGA	PCT	3FG-3FGA	PCT	FT-FTA	PCT	OFF	DEF	TOT	AVG							
West Ga.	11/06/2024	*	30:05	7-12	.583	3-6	.500	1-1	1.000	1	3	4	4.0	0	5	3	0	4	18	18.0
North Florida	11/10/2024	*	33:22	5-9	.556	2-4	.500	2-2	1.000	0	3	3	3.5	3	6	3	0	0	14	16.0
Texas Southern	11/12/2024	*	30:23	4-9	.444	2-5	.400	4-5	.800	0	5	5	4.0	2	1	4	1	0	14	15.3
Georgia	11/15/2024	*	31:36	3-9	.333	1-5	.200	6-7	.857	0	4	4	4.0	5	3	2	0	2	13	14.8
Cincinnati	11/23/2024	*	14:03	2-5	.400	1-2	.500	0-0	.000	0	2	2	3.6	0	2	2	0	0	5	12.8
vs Northwestern	12/15/2024		23:08	1-5	.200	1-4	.250	0-0	.000	0	2	2	3.3	2	2	1	0	1	3	11.2
UMBC	12/18/2024		18:08	1-3	.333	0-1	.000	3-4	.750	0	1	1	3.0	1	3	0	0	0	5	10.3
Duke	12/21/2024		14:09	2-3	.667	2-3	.667	0-0	.000	0	0	0	2.6	1	3	1	0	0	6	9.8
Alabama A&M	12/28/2024		15:54	5-11	.455	3-6	.500	5-5	1.000	0	1	1	2.4	2	2	2	0	1	18	10.7
Notre Dame	12/31/2024		34:35	7-13	.538	2-6	.333	5-5	1.000	0	1	1	2.3	0	6	1	0	3	21	11.7
Boston College	01/04/2025		30:16	6-9	.667	2-5	.400	6-6	1.000	0	5	5	2.5	2	4	0	0	2	20	12.5
at Syracuse	01/07/2025		26:50	3-13	.231	0-4	.000	0-0	.000	1	3	4	2.7	1	2	2	0	3	6	11.9
at SMU	01/11/2025		32:20	7-11	.636	5-8	.625	1-2	.500	1	3	4	2.8	0	5	2	1	0	20	12.5
Clemson	01/14/2025	*	37:59	3-11	.273	1-4	.250	4-4	1.000	0	0	0	2.6	1	5	2	0	1	11	12.4
at Florida St.	01/18/2025	*	36:51	7-17	.412	4-11	.364	2-3	.667	0	2	2	2.5	1	4	3	0	3	20	12.9
Virginia Tech	01/22/2025	*	37:27	5-16	.313	1-7	.143	5-6	.833	0	3	3	2.6	0	4	3	0	0	16	13.1
at Notre Dame	01/28/2025	*	34:46	3-8	.375	0-4	.000	1-1	1.000	0	4	4	2.6	4	4	0	0	1	7	12.8
Louisville	02/01/2025	*	37:57	5-11	.455	2-5	.400	0-1	.000	0	3	3	2.7	2	3	2	0	4	12	12.7
at Clemson	02/04/2025	*	13:46	1-2	.500	1-1	1.000	0-0	.000	0	3	3	2.7	0	1	2	0	0	3	12.2
Totals		11	533:35	77-177	.435	33-91	.363	45-52	.865	3	48	51	2.7	27	65	35	2	25	232	12.2

Player Averages

Games Played	Minutes/ game	Points/ game	FG Pct	3FG Pct	FT Pct	Rebounds/ game	Assists/ game	Turnovers/ game	Assist/Turnover ratio	Steals/ game	Blocks/ game
19	28.1	12.2	43.5	36.3	86.5	2.7	3.4	1.8	1.9	1.3	0.1

#3 MUSTAF, Jaeden

Opponent	Date	GS	MIN	Total		3-Pointers		Free throws		Rebounds				PF	A	TO	BLK	STL	PTS	AVG
				FG-FGA	PCT	3FG-3FGA	PCT	FT-FTA	PCT	OFF	DEF	TOT	AVG							
West Ga.	11/06/2024		14:50	2-5	.400	0-0	.000	0-0	.000	1	1	2	2.0	0	2	0	0	0	4	4.0
Georgia	11/15/2024		10:48	0-3	.000	0-1	.000	1-2	.500	1	2	3	2.5	2	1	1	0	0	1	2.5
Cincinnati	11/23/2024		14:13	0-5	.000	0-0	.000	2-2	1.000	1	0	1	2.0	0	3	1	0	0	2	2.3
Charleston So.	11/27/2024		24:25	6-14	.429	0-0	.000	4-4	1.000	1	2	3	2.3	2	2	1	0	2	16	5.8
Central Ark.	11/30/2024		28:28	5-8	.625	1-2	.500	7-8	.875	2	2	4	2.6	3	2	1	0	2	18	8.2
at Oklahoma	12/03/2024		29:30	5-11	.455	1-2	.500	5-8	.625	1	1	2	2.5	4	2	2	0	0	16	9.5
at North Carolina	12/07/2024		31:32	2-7	.286	0-1	.000	2-2	1.000	2	2	4	2.7	4	1	4	0	0	6	9.0
vs Northwestern	12/15/2024		26:30	3-8	.375	1-3	.333	4-4	1.000	2	4	6	3.1	4	0	1	0	0	11	9.3
UMBC	12/18/2024	*	34:04	7-14	.500	1-3	.333	0-2	.000	1	4	5	3.3	4	5	1	0	1	15	9.9
Duke	12/21/2024	*	32:05	2-9	.222	1-1	1.000	0-0	.000	0	1	1	3.1	4	1	2	0	0	5	9.4
Alabama A&M	12/28/2024	*	26:47	4-7	.571	1-2	.500	4-4	1.000	1	6	7	3.5	3	6	2	0	5	13	9.7
Notre Dame	12/31/2024	*	23:45	1-5	.200	0-0	.000	3-4	.750	1	4	5	3.6	3	2	0	0	0	5	9.3
Boston College	01/04/2025	*	21:24	4-6	.667	0-0	.000	0-2	.000	0	2	2	3.5	1	0	1	0	0	8	9.2
at Syracuse	01/07/2025	*	23:01	4-8	.500	0-0	.000	0-3	.000	2	4	6	3.6	2	0	1	0	4	8	9.1
at SMU	01/11/2025	*	13:52	2-3	.667	0-0	.000	1-2	.500	0	0	0	3.4	5	0	3	1	0	5	8.9
Clemson	01/14/2025		25:51	3-8	.375	1-3	.333	5-7	.714	0	2	2	3.3	1	0	3	0	1	12	9.1
Stanford	02/12/2025		20:33	2-4	.500	0-1	.000	3-5	.600	0	0	0	3.1	1	0	0	0	0	7	8.9
California	02/15/2025		25:24	3-8	.375	1-2	.500	1-2	.500	0	1	1	3.0	1	4	2	1	4	8	8.9
Totals		7	427:04	55-133	.414	8-21	.381	42-61	.689	16	38	54	3.0	44	31	26	2	19	160	8.9

Player Averages

Games Played	Minutes/ game	Points/ game	FG Pct	3FG Pct	FT Pct	Rebounds/ game	Assists/ game	Turnovers/ game	Assist/Turnover ratio	Steals/ game	Blocks/ game
18	23.7	8.9	41.4	38.1	68.9	3.0	1.7	1.4	1.2	1.1	0.1



2024-25 SEASON STATISTICS - INDIVIDUAL GAME-BY-GAME

#9 O'BRIEN, Luke

Opponent	Date	GS	MIN	Total		3-Pointers		Free throws		Rebounds											
				FG-FGA	PCT	3FG-3FGA	PCT	FT-FTA	PCT	OFF	DEF	TOT	AVG	PF	A	TO	BLK	STL	PTS	AVG	
West Ga.	11/06/2024	*	21:46	4-9	.444	0-4	.000	0-1	.000	1	9	10	10.0	1	1	2	0	0	8	8.0	
North Florida	11/10/2024	*	27:35	6-10	.600	1-3	.333	2-2	1.000	3	5	8	9.0	3	1	1	0	0	15	11.5	
Georgia	11/15/2024		23:24	2-4	.500	2-3	.667	0-0	.000	3	3	6	8.0	5	0	1	1	0	6	9.7	
Cincinnati	11/23/2024		22:43	2-5	.400	0-1	.000	0-0	.000	2	3	5	7.3	2	0	0	1	0	4	8.3	
Charleston So.	11/27/2024		18:13	1-3	.333	1-2	.500	0-0	.000	0	3	3	6.4	1	1	1	0	1	3	7.2	
Central Ark.	11/30/2024	*	17:05	3-7	.429	2-6	.333	0-0	.000	1	1	2	5.7	3	1	0	0	0	8	7.3	
at Oklahoma	12/03/2024	*	26:28	3-3	1.000	1-1	1.000	0-0	.000	0	4	4	5.4	2	1	1	0	1	7	7.3	
at North Carolina	12/07/2024	*	13:28	0-2	.000	0-2	.000	0-0	.000	0	0	0	4.8	3	0	1	0	0	0	6.4	
vs Northwestern	12/15/2024	*	22:00	1-6	.167	0-4	.000	4-4	1.000	1	1	2	4.4	1	0	1	0	0	6	6.3	
UMBC	12/18/2024		18:45	2-2	1.000	2-2	1.000	1-2	.500	1	3	4	4.4	2	1	0	0	0	7	6.4	
Totals		6	211:27	24-51	.471	9-28	.321	7-9	.778	12	32	44	4.4	23	6	8	2	2	64	6.4	

Player Averages

Games Played	Minutes/ game	Points/ game	FG Pct	3FG Pct	FT Pct	Rebounds/ game	Assists/ game	Turnovers/ game	Assist/Turnover ratio	Steals/ game	Blocks/ game
10	21.1	6.4	47.1	32.1	77.8	4.4	0.6	0.8	0.8	0.2	0.2

#10 SUTTON, Darrion

Opponent	Date	GS	MIN	Total		3-Pointers		Free throws		Rebounds											
				FG-FGA	PCT	3FG-3FGA	PCT	FT-FTA	PCT	OFF	DEF	TOT	AVG	PF	A	TO	BLK	STL	PTS	AVG	
West Ga.	11/06/2024		06:33	0-1	.000	0-1	.000	0-0	.000	0	0	0	0.0	2	0	1	0	0	0	0.0	
vs Northwestern	12/15/2024		03:15	0-0	.000	0-0	.000	0-0	.000	0	0	0	0.0	0	0	0	0	0	0	0.0	
UMBC	12/18/2024		11:20	1-1	1.000	0-0	.000	2-4	.500	1	2	3	1.0	1	0	0	1	0	4	1.3	
Duke	12/21/2024		11:52	0-1	.000	0-1	.000	1-2	.500	0	0	0	0.8	0	0	0	0	0	1	1.3	
Alabama A&M	12/28/2024		13:25	0-1	.000	0-0	.000	3-4	.750	0	4	4	1.4	0	1	0	1	2	3	1.6	
Virginia Tech	01/22/2025		04:12	0-2	.000	0-0	.000	0-0	.000	0	0	0	1.2	0	0	0	0	1	0	1.3	
at Clemson	02/04/2025		03:59	0-0	.000	0-0	.000	0-0	.000	0	0	0	1.0	3	0	0	0	0	0	1.1	
at Virginia	02/08/2025		22:56	2-6	.333	0-2	.000	0-0	.000	1	3	4	1.4	0	2	1	1	1	4	1.5	
Stanford	02/12/2025	*	33:36	0-2	.000	0-1	.000	2-2	1.000	1	3	4	1.7	2	1	1	1	0	2	1.6	
California	02/15/2025		13:20	0-0	.000	0-0	.000	0-0	.000	0	1	1	1.6	1	1	0	0	0	0	1.4	
Totals		1	124:28	3-14	.214	0-5	.000	8-12	.667	3	13	16	1.6	9	5	3	4	4	14	1.4	

Player Averages

Games Played	Minutes/ game	Points/ game	FG Pct	3FG Pct	FT Pct	Rebounds/ game	Assists/ game	Turnovers/ game	Assist/Turnover ratio	Steals/ game	Blocks/ game
10	12.4	1.4	21.4	0.0	66.7	1.6	0.5	0.3	1.7	0.4	0.4



2024-25 SEASON STATISTICS - INDIVIDUAL GAME-BY-GAME

#11 NDONGO, Baye

Opponent	Date	GS	MIN	Total		3-Pointers		Free throws		Rebounds											
				FG-FGA	PCT	3FG-3FGA	PCT	FT-FTA	PCT	OFF	DEF	TOT	AVG	PF	A	TO	BLK	STL	PTS	AVG	
West Ga.	11/06/2024	*	23:32	3-5	.600	0-0	.000	4-6	.667	1	6	7	7.0	2	4	2	3	0	10	10.0	
North Florida	11/10/2024	*	28:50	9-18	.500	1-1	1.000	1-3	.333	3	7	10	8.5	4	3	1	0	1	20	15.0	
Texas Southern	11/12/2024	*	32:51	5-10	.500	1-1	1.000	8-10	.800	4	7	11	9.3	4	1	2	0	1	19	16.3	
Georgia	11/15/2024	*	36:27	4-11	.364	0-0	.000	6-6	1.000	0	4	4	8.0	3	0	1	1	1	14	15.8	
Cincinnati	11/23/2024	*	24:03	2-4	.500	0-0	.000	1-4	.250	1	5	6	7.6	3	1	3	0	0	5	13.6	
Charleston So.	11/27/2024	*	18:47	8-10	.800	0-1	.000	1-3	.333	3	5	8	7.7	4	1	3	0	0	17	14.2	
Central Ark.	11/30/2024	*	28:08	5-9	.556	0-0	.000	3-4	.750	2	7	9	7.9	3	0	0	0	0	13	14.0	
at Oklahoma	12/03/2024	*	13:42	2-5	.400	0-0	.000	0-0	.000	0	4	4	7.4	5	0	2	0	0	4	12.8	
at North Carolina	12/07/2024	*	34:36	7-13	.538	0-1	.000	5-10	.500	3	9	12	7.9	2	1	1	1	0	19	13.4	
vs Northwestern	12/15/2024	*	18:51	2-4	.500	0-0	.000	0-2	.000	1	4	5	7.6	2	0	3	1	0	4	12.5	
UMBC	12/18/2024	*	29:25	7-15	.467	0-0	.000	3-5	.600	6	3	9	7.7	1	4	3	1	3	17	12.9	
Duke	12/21/2024	*	31:24	6-11	.545	1-2	.500	1-1	1.000	0	1	1	7.2	3	4	3	2	1	14	13.0	
Alabama A&M	12/28/2024	*	18:49	4-5	.800	0-0	.000	2-4	.500	2	4	6	7.1	4	4	6	1	3	10	12.8	
Notre Dame	12/31/2024	*	20:19	4-4	1.000	0-0	.000	2-4	.500	2	4	6	7.0	5	1	3	1	0	10	12.6	
Boston College	01/04/2025	*	20:55	6-9	.667	0-0	.000	2-3	.667	2	2	4	6.8	4	1	3	1	0	14	12.7	
at Syracuse	01/07/2025	*	28:14	3-9	.333	0-1	.000	0-1	.000	2	6	8	6.9	2	0	2	0	3	6	12.3	
at SMU	01/11/2025	*	22:42	1-3	.333	0-0	.000	4-5	.800	1	6	7	6.9	2	1	3	0	0	6	11.9	
Clemson	01/14/2025	*	37:49	5-11	.455	1-2	.500	3-5	.600	4	8	12	7.2	3	1	2	1	3	14	12.0	
at Florida St.	01/18/2025	*	26:13	1-3	.333	0-0	.000	1-1	1.000	2	10	12	7.4	5	1	2	0	0	3	11.5	
Virginia Tech	01/22/2025	*	38:21	6-8	.750	0-0	.000	2-5	.400	2	7	9	7.5	3	4	3	1	5	14	11.7	
at Notre Dame	01/28/2025	*	30:09	3-12	.250	0-1	.000	4-5	.800	1	6	7	7.5	5	1	1	0	1	10	11.6	
Louisville	02/01/2025	*	31:40	6-9	.667	0-1	.000	0-2	.000	4	7	11	7.6	5	1	3	1	1	12	11.6	
at Clemson	02/04/2025	*	52:23	6-11	.545	0-0	.000	6-10	.600	6	7	13	7.9	4	0	1	2	3	18	11.9	
at Virginia	02/08/2025	*	33:24	7-13	.538	0-0	.000	1-1	1.000	2	3	5	7.8	1	2	3	1	1	15	12.0	
Stanford	02/12/2025	*	35:12	6-16	.375	0-2	.000	3-3	1.000	7	9	16	8.1	4	1	6	3	1	15	12.1	
California	02/15/2025	*	38:57	11-14	.786	1-1	1.000	3-6	.500	8	5	13	8.3	1	1	3	1	1	26	12.7	
Totals			26	755:42	129-242	.533	5-14	.357	66-109	.606	69	146	215	8.3	84	38	65	22	29	329	12.7

Player Averages

Games Played	Minutes/ game	Points/ game	FG Pct	3FG Pct	FT Pct	Rebounds/ game	Assists/ game	Turnovers/ game	Assist/Turnover ratio	Steals/ game	Blocks/ game
26	29.1	12.7	53.3	35.7	60.6	8.3	1.5	2.5	0.6	1.1	0.8



2024-25 SEASON STATISTICS - INDIVIDUAL GAME-BY-GAME

#12 MUTOMBO, Ryan

Opponent	Date	GS	MIN	Total		3-Pointers		Free throws		Rebounds											
				FG-FGA	PCT	3FG-3FGA	PCT	FT-FTA	PCT	OFF	DEF	TOT	AVG	PF	A	TO	BLK	STL	PTS	AVG	
vs Northwestern	12/15/2024		21:33	5-8	.625	0-0	.000	0-1	.000	1	6	7	7.0	1	1	1	2	0	10	10.0	
UMBC	12/18/2024	*	13:09	2-5	.400	0-0	.000	2-3	.667	3	4	7	7.0	1	0	2	2	0	6	8.0	
Duke	12/21/2024	*	14:40	1-3	.333	0-0	.000	0-0	.000	3	3	6	6.7	2	0	1	2	0	2	6.0	
Alabama A&M	12/28/2024	*	10:56	1-1	1.000	0-0	.000	0-0	.000	2	0	2	5.5	0	1	1	0	0	2	5.0	
Notre Dame	12/31/2024	*	12:09	1-1	1.000	0-0	.000	0-0	.000	1	2	3	5.0	1	0	0	0	0	2	4.4	
Boston College	01/04/2025	*	11:56	0-1	.000	0-0	.000	0-0	.000	0	4	4	4.8	0	0	0	0	0	0	3.7	
at Syracuse	01/07/2025	*	14:46	1-3	.333	0-0	.000	0-1	.000	1	2	3	4.6	1	0	0	1	0	2	3.4	
at SMU	01/11/2025	*	16:25	2-6	.333	0-0	.000	0-0	.000	1	1	2	4.3	1	0	0	0	0	4	3.5	
Clemson	01/14/2025		04:53	0-0	.000	0-0	.000	0-0	.000	0	2	2	4.0	0	0	0	0	1	0	3.1	
Virginia Tech	01/22/2025		09:53	1-2	.500	0-0	.000	0-0	.000	0	0	0	3.6	1	1	0	1	0	2	3.0	
at Notre Dame	01/28/2025		02:43	1-3	.333	0-0	.000	0-0	.000	1	0	1	3.4	0	0	0	0	0	2	2.9	
at Clemson	02/04/2025		06:27	0-0	.000	0-0	.000	0-0	.000	1	0	1	3.2	0	0	0	0	0	0	2.7	
Stanford	02/12/2025		03:13	0-0	.000	0-0	.000	0-0	.000	0	0	0	2.9	1	0	0	0	0	0	2.5	
Totals		7	142:43	15-33	.455	0-0	.000	2-5	.400	14	24	38	2.9	9	3	5	8	1	32	2.5	

Player Averages

Games Played	Minutes/ game	Points/ game	FG Pct	3FG Pct	FT Pct	Rebounds/ game	Assists/ game	Turnovers/ game	Assist/Turnover ratio	Steals/ game	Blocks/ game
13	11.0	2.5	45.5	0.0	40.0	2.9	0.2	0.4	0.6	0.1	0.6

#14 REEVES JR., Kowacie

Opponent	Date	GS	MIN	Total		3-Pointers		Free throws		Rebounds											
				FG-FGA	PCT	3FG-3FGA	PCT	FT-FTA	PCT	OFF	DEF	TOT	AVG	PF	A	TO	BLK	STL	PTS	AVG	
West Ga.	11/06/2024	*	25:28	6-13	.462	1-5	.200	2-2	1.000	1	3	4	4.0	1	0	0	3	1	15	15.0	
North Florida	11/10/2024	*	30:49	6-12	.500	4-9	.444	1-2	.500	1	0	1	2.5	4	3	0	2	1	17	16.0	
Texas Southern	11/12/2024	*	32:30	6-17	.353	3-11	.273	0-0	.000	2	5	7	4.0	2	3	2	2	1	15	15.7	
Georgia	11/15/2024	*	19:27	1-6	.167	0-2	.000	0-0	.000	0	0	0	3.0	2	0	0	0	0	2	12.3	
Cincinnati	11/23/2024	*	21:08	1-6	.167	1-4	.250	0-1	.000	0	1	1	2.6	2	0	1	0	1	3	10.4	
Charleston So.	11/27/2024	*	13:49	2-3	.667	0-1	.000	0-0	.000	2	0	2	2.5	1	0	0	0	0	4	9.3	
Totals		6	143:11	22-57	.386	9-32	.281	3-5	.600	6	9	15	2.5	12	6	3	7	4	56	9.3	

Player Averages

Games Played	Minutes/ game	Points/ game	FG Pct	3FG Pct	FT Pct	Rebounds/ game	Assists/ game	Turnovers/ game	Assist/Turnover ratio	Steals/ game	Blocks/ game
6	23.9	9.3	38.6	28.1	60.0	2.5	1.0	0.5	2.0	0.7	1.2

2024-25 SEASON STATISTICS - INDIVIDUAL GAME-BY-GAME

#30 SQUARE, Ibrahim

Opponent	Date	GS	MIN	Total		3-Pointers		Free throws		Rebounds				PF	A	TO	BLK	STL	PTS	AVG
				FG-FGA	PCT	3FG-3FGA	PCT	FT-FTA	PCT	OFF	DEF	TOT	AVG							
West Ga.	11/06/2024		04:02	0-0	.000	0-0	.000	1-2	.500	0	3	3	3.0	0	0	0	0	0	1	1.0
Texas Southern	11/12/2024		06:48	0-0	.000	0-0	.000	0-0	.000	3	2	5	4.0	4	0	2	0	0	0	0.5
Georgia	11/15/2024		00:42	0-0	.000	0-0	.000	0-0	.000	0	0	0	2.7	2	0	0	0	0	0	0.3
Cincinnati	11/23/2024		03:24	1-1	1.000	0-0	.000	1-4	.250	1	0	1	2.3	0	0	0	0	0	3	1.0
Charleston So.	11/27/2024		17:01	2-4	.500	0-0	.000	2-4	.500	2	2	4	2.6	4	0	1	0	0	6	2.0
Central Ark.	11/30/2024		13:37	0-1	.000	0-1	.000	0-0	.000	1	2	3	2.7	2	0	0	0	0	0	1.7
at Oklahoma	12/03/2024		00:30	0-0	.000	0-0	.000	0-0	.000	0	0	0	2.3	0	0	0	0	0	0	1.4
at North Carolina	12/07/2024		03:25	0-0	.000	0-0	.000	0-0	.000	0	0	0	2.0	0	0	0	0	0	0	1.3
Duke	12/21/2024		13:55	2-2	1.000	0-0	.000	0-0	.000	0	4	4	2.2	2	0	1	1	1	4	1.6
Alabama A&M	12/28/2024		18:60	4-5	.800	0-0	.000	0-0	.000	3	3	6	2.6	3	0	0	2	0	8	2.2
Notre Dame	12/31/2024		13:44	1-2	.500	0-0	.000	0-0	.000	0	1	1	2.5	1	0	0	1	0	2	2.2
Boston College	01/04/2025		23:13	1-2	.500	0-0	.000	0-4	.000	0	6	6	2.8	3	1	1	4	0	2	2.2
at Syracuse	01/07/2025		16:42	0-1	.000	0-0	.000	0-0	.000	1	3	4	2.8	3	0	0	0	1	0	2.0
at SMU	01/11/2025		15:43	1-1	1.000	0-0	.000	0-0	.000	0	0	0	2.6	4	1	1	0	0	2	2.0
Clemson	01/14/2025	*	21:29	0-1	.000	0-0	.000	0-0	.000	2	4	6	2.9	4	0	0	1	0	0	1.9
at Florida St.	01/18/2025	*	27:15	1-1	1.000	0-0	.000	0-2	.000	1	1	2	2.8	4	0	2	0	0	2	1.9
Virginia Tech	01/22/2025	*	31:49	2-3	.667	0-0	.000	1-2	.500	1	4	5	2.9	1	1	1	1	0	5	2.1
at Notre Dame	01/28/2025	*	24:17	2-4	.500	0-0	.000	0-0	.000	2	3	5	3.1	3	0	1	3	1	4	2.2
Louisville	02/01/2025	*	24:30	2-2	1.000	0-0	.000	0-3	.000	1	4	5	3.2	3	1	0	0	0	4	2.3
at Clemson	02/04/2025	*	42:30	3-4	.750	0-0	.000	3-6	.500	7	5	12	3.6	3	0	1	0	1	9	2.6
at Virginia	02/08/2025	*	33:07	2-3	.667	0-0	.000	0-0	.000	0	2	2	3.5	4	0	0	0	1	4	2.7
Stanford	02/12/2025	*	27:26	2-4	.500	0-0	.000	0-0	.000	1	3	4	3.5	3	1	1	0	1	4	2.7
California	02/15/2025	*	21:12	1-2	.500	0-0	.000	0-2	.000	1	4	5	3.6	1	1	1	1	0	2	2.7
Totals		9	405:19	27-43	.628	0-1	.000	8-29	.276	27	56	83	3.6	54	6	13	14	6	62	2.7

Player Averages

Games Played	Minutes/ game	Points/ game	FG Pct	3FG Pct	FT Pct	Rebounds/ game	Assists/ game	Turnovers/ game	Assist/Turnover ratio	Steals/ game	Blocks/ game
23	17.6	2.7	62.8	0.0	27.6	3.6	0.3	0.6	0.5	0.3	0.6



2024-25 SEASON STATISTICS - INDIVIDUAL GAME-BY-GAME

#31 POWELL, Duncan

Opponent	Date	GS	MIN	Total		3-Pointers		Free throws		Rebounds											
				FG-FGA	PCT	3FG-3FGA	PCT	FT-FTA	PCT	OFF	DEF	TOT	AVG	PF	A	TO	BLK	STL	PTS	AVG	
West Ga.	11/06/2024		16:07	3-5	.600	1-3	.333	2-2	1.000	1	0	1	1.0	3	0	0	0	0	9	9.0	
North Florida	11/10/2024		12:26	2-10	.200	0-2	.000	0-3	.000	5	1	6	3.5	1	1	1	0	0	4	6.5	
Texas Southern	11/12/2024		09:13	1-3	.333	0-2	.000	2-2	1.000	0	2	2	3.0	1	0	0	0	0	4	5.7	
Cincinnati	11/23/2024		22:39	3-6	.500	0-1	.000	4-5	.800	1	2	3	3.0	1	0	0	0	1	10	6.8	
Charleston So.	11/27/2024		25:14	2-6	.333	0-3	.000	3-4	.750	2	6	8	4.0	1	1	1	1	0	7	6.8	
Central Ark.	11/30/2024		23:24	1-3	.333	1-2	.500	0-2	.000	2	7	9	4.8	0	2	2	0	1	3	6.2	
at Oklahoma	12/03/2024		30:45	4-9	.444	0-2	.000	3-4	.750	3	9	12	5.9	2	1	0	1	1	11	6.9	
at North Carolina	12/07/2024		21:03	1-4	.250	0-2	.000	1-2	.500	1	1	2	5.4	2	0	1	1	2	3	6.4	
vs Northwestern	12/15/2024		12:22	2-2	1.000	2-2	1.000	0-0	.000	0	5	5	5.3	0	2	2	0	0	6	6.3	
UMBC	12/18/2024		12:28	2-2	1.000	0-0	.000	0-1	.000	1	3	4	5.2	0	0	1	1	0	4	6.1	
Duke	12/21/2024		24:10	3-10	.300	1-3	.333	6-7	.857	2	3	5	5.2	0	0	0	0	2	13	6.7	
Alabama A&M	12/28/2024		23:29	2-2	1.000	1-1	1.000	1-2	.500	0	7	7	5.3	2	2	1	2	0	6	6.7	
Notre Dame	12/31/2024		27:07	6-13	.462	3-8	.375	6-8	.750	1	2	3	5.2	3	2	1	1	0	21	7.8	
Boston College	01/04/2025		24:46	4-5	.800	3-4	.750	0-0	.000	1	4	5	5.1	1	0	0	0	0	11	8.0	
at Syracuse	01/07/2025		20:10	1-4	.250	0-1	.000	0-2	.000	3	2	5	5.1	3	0	2	0	0	2	7.6	
at SMU	01/11/2025		33:27	5-10	.500	2-4	.500	1-4	.250	3	8	11	5.5	0	1	1	1	2	13	7.9	
Clemson	01/14/2025	*	34:33	3-12	.250	1-5	.200	2-2	1.000	2	5	7	5.6	5	0	1	0	0	9	8.0	
at Florida St.	01/18/2025		32:42	4-10	.400	1-5	.200	11-12	.917	3	3	6	5.6	4	2	2	0	1	20	8.7	
Virginia Tech	01/22/2025	*	40:00	7-11	.636	3-4	.750	6-9	.667	3	3	6	5.6	0	1	0	0	2	23	9.4	
at Notre Dame	01/28/2025		34:07	6-11	.545	3-7	.429	3-4	.750	1	2	3	5.5	1	0	5	1	1	18	9.9	
Louisville	02/01/2025		33:05	3-10	.300	1-5	.200	4-5	.800	0	3	3	5.4	3	2	0	0	2	11	9.9	
at Clemson	02/04/2025		48:39	8-19	.421	2-7	.286	1-5	.200	3	5	8	5.5	4	0	1	0	1	19	10.3	
at Virginia	02/08/2025	*	37:23	7-12	.583	3-6	.500	1-2	.500	1	2	3	5.4	1	1	1	1	2	18	10.7	
Stanford	02/12/2025	*	40:00	2-10	.200	2-7	.286	4-4	1.000	1	6	7	5.5	2	1	2	0	0	10	10.6	
California	02/15/2025	*	42:17	7-11	.636	3-4	.750	2-2	1.000	2	4	6	5.5	3	0	3	0	1	19	11.0	
Totals		5	681:36	89-200	.445	33-90	.367	63-93	.677	42	95	137	5.5	43	19	28	10	19	274	11.0	

Player Averages

Games Played	Minutes/ game	Points/ game	FG Pct	3FG Pct	FT Pct	Rebounds/ game	Assists/ game	Turnovers/ game	Assist/Turnover ratio	Steals/ game	Blocks/ game
25	27.3	11.0	44.5	36.7	67.7	5.5	0.8	1.1	0.7	0.8	0.4

2024-25 SEASON STATISTICS - INDIVIDUAL GAME-BY-GAME

#33 SAN MIGUEL, Marcos

Opponent	Date	GS	MIN	Total		3-Pointers		Free throws		Rebounds				PF	A	TO	BLK	STL	PTS	AVG
				FG-FGA	PCT	3FG-3FGA	PCT	FT-FTA	PCT	OFF	DEF	TOT	AVG							
Alabama A&M	12/28/2024		03:26	2-5	.400	0-0	.000	0-0	.000	0	0	0	0.0	0	0	1	0	0	4	4.0
at Virginia	02/08/2025		01:04	0-0	.000	0-0	.000	0-0	.000	0	0	0	0.0	0	0	0	0	0	0	2.0
Totals		0	04:30	2-5	.400	0-0	.000	0-0	.000	0	0	0	0.0	0	0	1	0	0	4	2.0

Player Averages

Games Played	Minutes/ game	Points/ game	FG Pct	3FG Pct	FT Pct	Rebounds/ game	Assists/ game	Turnovers/ game	Assist/Turnover ratio	Steals/ game	Blocks/ game
2	2.3	2.0	40.0	0.0	0.0	0.0	0.0	0.5	0.0	0.0	0.0

#35 NICHOLS, Emmer

Opponent	Date	GS	MIN	Total		3-Pointers		Free throws		Rebounds				PF	A	TO	BLK	STL	PTS	AVG
				FG-FGA	PCT	3FG-3FGA	PCT	FT-FTA	PCT	OFF	DEF	TOT	AVG							
Cincinnati	11/23/2024		00:53	0-0	.000	0-0	.000	0-0	.000	0	0	0	0.0	0	0	0	0	0	0	0.0
Alabama A&M	12/28/2024		03:26	1-2	.500	0-0	.000	0-0	.000	1	1	2	1.0	0	0	1	1	0	2	1.0
at Virginia	02/08/2025		01:04	0-0	.000	0-0	.000	0-0	.000	0	0	0	0.7	0	0	1	0	0	0	0.7
Totals		0	05:23	1-2	.500	0-0	.000	0-0	.000	1	1	2	0.7	0	0	2	1	0	2	0.7

Player Averages

Games Played	Minutes/ game	Points/ game	FG Pct	3FG Pct	FT Pct	Rebounds/ game	Assists/ game	Turnovers/ game	Assist/Turnover ratio	Steals/ game	Blocks/ game
3	1.8	0.7	50.0	0.0	0.0	0.7	0.0	0.7	0.0	0.0	0.3

#45 ONWUCHEKWA, Doryan

Opponent	Date	GS	MIN	Total		3-Pointers		Free throws		Rebounds				PF	A	TO	BLK	STL	PTS	AVG
				FG-FGA	PCT	3FG-3FGA	PCT	FT-FTA	PCT	OFF	DEF	TOT	AVG							
West Ga.	11/06/2024		11:01	2-5	.400	0-2	.000	0-0	.000	3	4	7	7.0	3	0	0	0	0	4	4.0
North Florida	11/10/2024		06:30	2-5	.400	0-0	.000	0-0	.000	1	0	1	4.0	0	0	0	0	0	4	4.0
Texas Southern	11/12/2024	*	27:03	0-2	.000	0-2	.000	0-3	.000	2	7	9	5.7	4	1	0	2	0	0	2.7
Georgia	11/15/2024	*	24:54	3-5	.600	1-2	.500	0-3	.000	4	7	11	7.0	3	2	2	0	1	7	3.8
Cincinnati	11/23/2024	*	20:34	3-7	.429	0-2	.000	0-0	.000	2	2	4	6.4	5	1	0	0	1	6	4.2
Charleston So.	11/27/2024	*	21:27	2-8	.250	1-3	.333	1-2	.500	1	1	2	5.7	5	2	0	0	0	6	4.5
Central Ark.	11/30/2024	*	19:20	2-4	.500	0-1	.000	0-0	.000	2	4	6	5.7	1	1	1	0	0	4	4.4
at Oklahoma	12/03/2024	*	24:21	0-3	.000	0-3	.000	1-2	.500	2	3	5	5.6	4	0	1	3	2	1	4.0
at North Carolina	12/07/2024	*	18:43	1-5	.200	1-2	.500	0-0	.000	1	3	4	5.4	4	1	0	1	0	3	3.9
vs Northwestern	12/15/2024	*	07:53	0-1	.000	0-1	.000	0-0	.000	0	0	0	4.9	3	0	0	0	0	0	3.5
Totals		8	181:46	15-45	.333	3-18	.167	2-10	.200	18	31	49	4.9	32	8	4	6	4	35	3.5

Player Averages

Games Played	Minutes/ game	Points/ game	FG Pct	3FG Pct	FT Pct	Rebounds/ game	Assists/ game	Turnovers/ game	Assist/Turnover ratio	Steals/ game	Blocks/ game
10	18.2	3.5	33.3	16.7	20.0	4.9	0.8	0.4	2.0	0.4	0.6



2024-25 TEAM HIGHS & LOWS

Georgia Tech - Game Highs		
POINTS	93	North Florida (11/10/2024)
	92	Alabama A&M (12/28/2024)
	91	UMBC (12/18/2024)
	91	Charleston So. (11/27/2024)
	90	California (02/15/2025)
FIELD GOALS MADE	38	Charleston So. (11/27/2024)
	37	North Florida (11/10/2024)
FIELD GOAL ATTEMPTS	83	at Clemson (02/04/2025)
	79	North Florida (11/10/2024)
FIELD GOAL PERCENTAGE	.585 (31-53)	Boston College (01/04/2025)
	.566 (30-53)	Notre Dame (12/31/2024)
3 PT FG MADE	13	Central Ark. (11/30/2024)
	13	North Florida (11/10/2024)
3 PT FG ATTEMPTS	36	Texas Southern (11/12/2024)
	32	Central Ark. (11/30/2024)
3 PT FG PERCENTAGE	.550 (11-20)	California (02/15/2025)
	.500 (8-16)	UMBC (12/18/2024)
FREE THROWS MADE	26	Texas Southern (11/12/2024)
	19	UMBC (12/18/2024)
FREE THROW ATTEMPTS	34	Texas Southern (11/12/2024)
	29	UMBC (12/18/2024)
FREE THROW PERCENTAGE	.895 (17-19)	Stanford (02/12/2025)
	.818 (9-11)	at Notre Dame (01/28/2025)
REBOUNDS	56	at Clemson (02/04/2025)
	49	Texas Southern (11/12/2024)
	49	West Ga. (11/06/2024)
ASSISTS	27	Alabama A&M (12/28/2024)
	24	UMBC (12/18/2024)
STEALS	13	Alabama A&M (12/28/2024)
	12	at Syracuse (01/07/2025)
BLOCKED SHOTS	8	Alabama A&M (12/28/2024)
	6	at Notre Dame (01/28/2025)
	6	West Ga. (11/06/2024)
TURNOVERS	22	at SMU (01/11/2025)
	19	Alabama A&M (12/28/2024)
FOULS	28	Georgia (11/15/2024)
	26	Charleston So. (11/27/2024)

Opponent - Game Highs		
POINTS	105	North Florida (11/10/2024)
	93	at SMU (01/11/2025)
	91	at Florida St. (01/18/2025)
	88	California (02/15/2025)
	86	at Clemson (02/04/2025)
FIELD GOALS MADE	37	North Florida (11/10/2024)
	35	at Florida St. (01/18/2025)
	35	at SMU (01/11/2025)
FIELD GOAL ATTEMPTS	77	at Clemson (02/04/2025)
	72	Alabama A&M (12/28/2024)
FIELD GOAL PERCENTAGE	.564 (31-55)	Duke (12/21/2024)
	.536 (37-69)	North Florida (11/10/2024)
3 PT FG MADE	14	at SMU (01/11/2025)
	14	Central Ark. (11/30/2024)
3 PT FG ATTEMPTS	37	at Clemson (02/04/2025)
	33	Alabama A&M (12/28/2024)
3 PT FG PERCENTAGE	.500 (14-28)	at SMU (01/11/2025)
	.500 (13-26)	California (02/15/2025)
FREE THROWS MADE	26	at Oklahoma (12/03/2024)
	25	Charleston So. (11/27/2024)
FREE THROW ATTEMPTS	35	Charleston So. (11/27/2024)
	31	Georgia (11/15/2024)
FREE THROW PERCENTAGE	1.000 (7-7)	Stanford (02/12/2025)
	.900 (9-10)	Virginia Tech (01/22/2025)
REBOUNDS	48	at Syracuse (01/07/2025)
	48	at North Carolina (12/07/2024)
ASSISTS	25	at SMU (01/11/2025)
	21	at Virginia (02/08/2025)
STEALS	15	at SMU (01/11/2025)
	11	Alabama A&M (12/28/2024)
	11	at North Carolina (12/07/2024)
BLOCKED SHOTS	8	at Clemson (02/04/2025)
	7	Stanford (02/12/2025)
TURNOVERS	19	Alabama A&M (12/28/2024)
	18	at Syracuse (01/07/2025)
	18	at North Carolina (12/07/2024)
FOULS	24	Georgia (11/15/2024)
	24	Texas Southern (11/12/2024)

Georgia Tech - Game Lows		
POINTS	55	at Syracuse (01/07/2025)
	56	Duke (12/21/2024)
	58	Cincinnati (11/23/2024)
	59	Clemson (01/14/2025)
	60	Stanford (02/12/2025)
	60	vs Northwestern (N) (12/15/2024)
FIELD GOALS MADE	19	Stanford (02/12/2025)
	19	Clemson (01/14/2025)
FIELD GOAL ATTEMPTS	49	Stanford (02/12/2025)
	51	Virginia Tech (01/22/2025)
FIELD GOAL PERCENTAGE	.313 (20-64)	at North Carolina (12/07/2024)
	.352 (19-54)	Clemson (01/14/2025)
3 PT FG MADE	3	Charleston So. (11/27/2024)
	4	at Syracuse (01/07/2025)
3 PT FG ATTEMPTS	11	Charleston So. (11/27/2024)
	15	Stanford (02/12/2025)
3 PT FG PERCENTAGE	.190 (4-21)	at Syracuse (01/07/2025)
	.250 (7-28)	at Clemson (02/04/2025)
	.250 (5-20)	Cincinnati (11/23/2024)
FREE THROWS MADE	3	at Syracuse (01/07/2025)
	5	at Virginia (02/08/2025)
FREE THROW ATTEMPTS	9	at Virginia (02/08/2025)
	10	Duke (12/21/2024)
FREE THROW PERCENTAGE	.273 (3-11)	at Syracuse (01/07/2025)
	.480 (12-25)	at Clemson (02/04/2025)
REBOUNDS	24	at Virginia (02/08/2025)
	25	Duke (12/21/2024)
ASSISTS	8	at Syracuse (01/07/2025)
	8	Cincinnati (11/23/2024)
STEALS	1	vs Northwestern (N) (12/15/2024)
	2	Stanford (02/12/2025)
	2	at SMU (01/11/2025)
BLOCKED SHOTS	1	Louisville (02/01/2025)
	1	at Florida St. (01/18/2025)
	1	Central Ark. (11/30/2024)
	1	Charleston So. (11/27/2024)
	1	Cincinnati (11/23/2024)
TURNOVERS	5	Central Ark. (11/30/2024)
	7	Charleston So. (11/27/2024)
FOULS	6	Virginia Tech (01/22/2025)
	7	at Virginia (02/08/2025)

Opponent - Game Lows		
POINTS	49	Alabama A&M (12/28/2024)
	52	Stanford (02/12/2025)
	62	at Syracuse (01/07/2025)
	62	Texas Southern (11/12/2024)
	62	West Ga. (11/06/2024)
FIELD GOALS MADE	15	Alabama A&M (12/28/2024)
	17	Charleston So. (11/27/2024)
FIELD GOAL ATTEMPTS	52	Clemson (01/14/2025)
	52	at Oklahoma (12/03/2024)
FIELD GOAL PERCENTAGE	.208 (15-72)	Alabama A&M (12/28/2024)
	.303 (20-66)	Stanford (02/12/2025)
3 PT FG MADE	3	Georgia (11/15/2024)
	4	at Syracuse (01/07/2025)
3 PT FG ATTEMPTS	14	Texas Southern (11/12/2024)
	15	Boston College (01/04/2025)
	15	West Ga. (11/06/2024)
3 PT FG PERCENTAGE	.167 (3-18)	Georgia (11/15/2024)
	.185 (5-27)	Stanford (02/12/2025)
FREE THROWS MADE	4	at Virginia (02/08/2025)
	6	at Syracuse (01/07/2025)
FREE THROW ATTEMPTS	5	at Virginia (02/08/2025)
	7	Stanford (02/12/2025)
FREE THROW PERCENTAGE	.545 (12-22)	Texas Southern (11/12/2024)
	.556 (10-18)	West Ga. (11/06/2024)
REBOUNDS	25	West Ga. (11/06/2024)
	26	UMBC (12/18/2024)
ASSISTS	7	at Oklahoma (12/03/2024)
	10	at Notre Dame (01/28/2025)
	10	at North Carolina (12/07/2024)
	10	Georgia (11/15/2024)
	10	West Ga. (11/06/2024)
STEALS	3	Boston College (01/04/2025)
	3	Notre Dame (12/31/2024)
	3	Central Ark. (11/30/2024)
	3	North Florida (11/10/2024)
BLOCKED SHOTS	0	at Notre Dame (01/28/2025)
	0	Virginia Tech (01/22/2025)
	0	UMBC (12/18/2024)
TURNOVERS	6	vs Northwestern (N) (12/15/2024)
	7	Stanford (02/12/2025)
	7	at Oklahoma (12/03/2024)
FOULS	12	at Syracuse (01/07/2025)
	13	at Virginia (02/08/2025)
	13	at Notre Dame (01/28/2025)
	13	Duke (12/21/2024)
	13	Central Ark. (11/30/2024)

2024-25 INDIVIDUAL HIGHS

Georgia Tech - Individual Game Highs

POINTS	28	Naithan George at Clemson (02/04/2025)
	26	Baye Ndongo vs California (02/15/2025)
	26	Naithan George vs California (02/15/2025)
	25	Lance Terry vs Central Ark. (11/30/2024)
	23	Lance Terry vs Louisville (02/01/2025)
FIELD GOALS MADE	23	Duncan Powell vs Virginia Tech (01/22/2025)
	23	Lance Terry at Florida St. (01/18/2025)
	12	Naithan George at Clemson (02/04/2025)
FIELD GOAL ATTEMPTS	11	Baye Ndongo vs California (02/15/2025)
	26	Naithan George at Clemson (02/04/2025)
FIELD GOAL PERCENTAGE (min 5 made)	833	Lance Terry vs Notre Dame (12/31/2024)
	818	Naithan George at Notre Dame (01/28/2025)
3 PT FG MADE	5	Naithan George vs California (02/15/2025)
	5	Naithan George at Virginia (02/08/2025)
	5	Javian McCollum at SMU (01/11/2025)
	5	Lance Terry vs Alabama A&M (12/28/2024)
	5	Lance Terry at North Carolina (12/07/2024)
3 PT FG ATTEMPTS	5	Lance Terry vs Central Ark. (11/30/2024)
	13	Lance Terry at North Carolina (12/07/2024)
	11	Javian McCollum at Florida St. (01/18/2025)
	11	Kowacie Reeves Jr. vs Texas Southern (11/12/2024)
	1,000	Luke O'Brien vs UMBG (12/18/2024)
3 PT FG PERCENTAGE (min 2 made)	1,000	Duncan Powell vs Northwestern (N) (12/15/2024)
	1,000	(2-2)
FREE THROWS MADE	11	Duncan Powell at Florida St. (01/18/2025)
	8	Baye Ndongo vs Texas Southern (11/12/2024)
FREE THROW ATTEMPTS	12	Duncan Powell at Florida St. (01/18/2025)
	10	Baye Ndongo at Clemson (02/04/2025)
	10	Baye Ndongo at North Carolina (12/07/2024)
	10	Baye Ndongo vs Texas Southern (11/12/2024)
FREE THROW PERCENTAGE (min 3 made)	1,000	Javian McCollum vs Boston College (01/04/2025)
	1,000	(6-6)
	1,000	Naithan George vs UMBG (12/18/2024)
	1,000	(6-6)
	1,000	Baye Ndongo vs Georgia (11/15/2024)
	1,000	(5-5)
	1,000	Naithan George vs Stanford (02/12/2025)
	1,000	(5-5)
	1,000	Javian McCollum vs Notre Dame (12/31/2024)
	1,000	(5-5)
	1,000	Javian McCollum vs Alabama A&M (12/28/2024)
	1,000	(4-4)
	1,000	Duncan Powell vs Stanford (02/12/2025)
	1,000	(4-4)
	1,000	Naithan George vs Louisville (02/01/2025)
	1,000	(4-4)
	1,000	Javian McCollum vs Clemson (01/14/2025)
	1,000	(4-4)
	1,000	Jaeden Mustaf vs Alabama A&M (12/28/2024)
	1,000	(4-4)
	1,000	Luke O'Brien vs Northwestern (N) (12/15/2024)
REBOUNDS	16	Baye Ndongo vs Stanford (02/12/2025)
	13	Baye Ndongo vs California (02/15/2025)
	13	Baye Ndongo at Clemson (02/04/2025)
	13	Baye Ndongo vs Stanford (02/12/2025)
	13	Baye Ndongo vs Stanford (02/12/2025)
ASSISTS	11	Naithan George vs Central Ark. (11/30/2024)
	10	Naithan George at SMU (01/11/2025)
	10	Naithan George vs Boston College (01/04/2025)

Georgia Tech - Individual Game Highs

STEALS	5	Baye Ndongo vs Virginia Tech (01/22/2025)
	5	Jaeden Mustaf vs Alabama A&M (12/28/2024)
	5	Lance Terry vs Charleston So. (11/27/2024)
BLOCKED SHOTS	4	Ibrahim Souare vs Boston College (01/04/2025)
	3	Baye Ndongo vs Stanford (02/12/2025)
	3	Ibrahim Souare at Notre Dame (01/28/2025)
	3	Doryan Onwuchekwa at Oklahoma (12/03/2024)
	3	Kowacie Reeves Jr. vs West Ga. (11/06/2024)
TURNOVERS	3	Baye Ndongo vs West Ga. (11/06/2024)
	8	Naithan George at Clemson (02/04/2025)
	7	Naithan George at SMU (01/11/2025)
FOULS	5	Baye Ndongo vs Louisville (02/01/2025)
	5	Baye Ndongo at Notre Dame (01/28/2025)
	5	Baye Ndongo at Florida St. (01/18/2025)
	5	Duncan Powell vs Clemson (01/14/2025)
	5	Jaeden Mustaf at SMU (01/11/2025)
	5	Baye Ndongo vs Notre Dame (12/31/2024)
	5	Baye Ndongo at Oklahoma (12/03/2024)
	5	Doryan Onwuchekwa vs Charleston So. (11/27/2024)
	5	Doryan Onwuchekwa vs Cincinnati (11/23/2024)
	5	Luke O'Brien vs Georgia (11/15/2024)
	5	Javian McCollum vs Georgia (11/15/2024)
	5	Javian McCollum vs Georgia (11/15/2024)

Opponent - Individual Game Highs

POINTS	28	Chase Hunter at Clemson (02/04/2025)
	27	Tae Davis vs Notre Dame (12/31/2024)
	26	Markus Burton at Notre Dame (01/28/2025)
	25	Jeremiah Wilkinson vs California (02/15/2025)
	23	Ian Schieffelin at Clemson (02/04/2025)
FIELD GOALS MADE	9	Chase Hunter at Clemson (02/04/2025)
	9	Markus Burton at Notre Dame (01/28/2025)
	9	JJ Starling at Syracuse (01/07/2025)
	9	Tae Davis vs Notre Dame (12/31/2024)
FIELD GOAL ATTEMPTS	24	Chase Hunter at Clemson (02/04/2025)
	18	Jeremiah Wilkinson vs California (02/15/2025)
	18	Brooks Barnhizer vs Northwestern (N) (12/15/2024)
FIELD GOAL PERCENTAGE (min 5 made)	1,000	Khaman Maluach vs Duke (12/21/2024)
	833	(5-6)
3 PT FG MADE	5	Seth Trimble at North Carolina (12/07/2024)
	5	Louie Jordan vs UMBG (12/18/2024)
3 PT FG ATTEMPTS	5	Layne Taylor vs Central Ark. (11/30/2024)
	12	Layne Taylor vs Central Ark. (11/30/2024)
3 PT FG PERCENTAGE (min 2 made)	1,000	Chase Hunter at Clemson (02/04/2025)
	1,000	(3-3)
	1,000	Yohan Traore at SMU (01/11/2025)
	1,000	(2-2)
FREE THROWS MADE	10	Rodney Brown Jr. vs Virginia Tech (01/22/2025)
	9	B.J. Edwards at SMU (01/11/2025)
	9	Tyler Betsey vs Cincinnati (11/23/2024)
	9	Jeremiah Fears at Oklahoma (12/03/2024)
FREE THROW ATTEMPTS	12	Jeremiah Fears at Oklahoma (12/03/2024)
	11	Taje' Kelly vs Charleston So. (11/27/2024)
	11	Jeremiah Fears at Oklahoma (12/03/2024)
	11	Jeremiah Fears at Oklahoma (12/03/2024)
FREE THROW PERCENTAGE (min 3 made)	1,000	Chase Hunter at Clemson (02/04/2025)
	1,000	(6-6)
	1,000	Chase Hunter vs Clemson (02/04/2025)
	1,000	(6-6)
	1,000	Jeremiah Wilkinson vs California (02/15/2025)
	1,000	(5-5)
	1,000	Layne Taylor vs Central Ark. (11/30/2024)
	1,000	(5-5)
	1,000	Silas Demary Jr. vs Georgia (11/15/2024)
	1,000	(4-4)
	1,000	Jaylen Blakes vs Stanford (02/12/2025)
	1,000	(4-4)
	1,000	Markus Burton at Notre Dame (01/28/2025)
	1,000	(4-4)
	1,000	Mylylrael Poteat vs Virginia Tech (01/22/2025)
	1,000	(4-4)
REBOUNDS	12	Jaeden Zackery vs Clemson (01/14/2025)
	11	Jalen Leach vs Northwestern (N) (12/15/2024)
	11	Ian Jackson at North Carolina (12/07/2024)
	11	Aziz Bandaogo vs Cincinnati (11/23/2024)
	11	Donavin Young vs Stanford (02/12/2025)
	11	(3-3)
	12	Eddie Lampkin at Syracuse (01/07/2025)
	11	Mady Sissoko vs California (02/15/2025)
ASSISTS	11	Blake Buchanan at Virginia (02/08/2025)
	11	James Scott vs Louisville (02/01/2025)
	11	Malique Ewin at Florida St. (01/18/2025)
	11	Jalon Moore at Oklahoma (12/03/2024)
	11	Dillon Mitchell vs Cincinnati (11/23/2024)
STEALS	6	Jasai Miles vs North Florida (11/10/2024)
	9	Andrew Rohde at Virginia (02/08/2025)
	9	Boopie Miller at SMU (01/11/2025)
STEALS	6	B.J. Edwards at SMU (01/11/2025)
	5	Chase Hunter at Clemson (02/04/2025)
	5	Chase Hunter at Clemson (02/04/2025)

Opponent - Individual Game Highs

BLOCKED SHOTS	3	Ian Schieffelin at Clemson (02/04/2025)
	3	Brooks Barnhizer vs Northwestern (N) (12/15/2024)
	3	RJ Godfrey vs Georgia (11/15/2024)
	3	Michael Griffin vs West Ga. (11/06/2024)
TURNOVERS	7	Michael Griffin vs West Ga. (11/06/2024)
	6	Eliot Cadeau at North Carolina (12/07/2024)
	6	Andrej Stojakovic vs California (02/15/2025)
	6	Chase Hunter at Clemson (02/04/2025)
FOULS	5	Viktor Lakhin at Clemson (02/04/2025)
	5	Dillon Hunter at Clemson (02/04/2025)
	5	J'Vonne Hadley vs Louisville (02/01/2025)
	5	Ven-Allen Lubin at North Carolina (12/07/2024)
	5	Taje' Kelly vs Charleston So. (11/27/2024)
	5	Arrinten Page vs Cincinnati (11/23/2024)
	5	Duane Posey vs Texas Southern (11/12/2024)
	5	Jasai Miles vs North Florida (11/10/2024)



CAREER SUMMARIES

GEORGE, Naithan

				Field Goals		3-Point		F-Throws		Rebounds										Scoring	
SEASON	TEAM	GP-GS	MIN/AVG	FG-FGA	FG%	3FG-3FGA	3FG%	FT-FTA	FT%	OFF	DEF	TOT	AVG	PF-FO	A	TO	BLK	STL	PTS	AVG	
2023-24	GaTech	29-28	863/29.8	102-242	.421	32-102	.314	49-71	.690	12	57	69	2.4	47-0	135	60	3	10	285	9.8	
2024-25	GaTech	26-26	912/35.1	123-297	.414	47-135	.348	46-57	.807	9	93	102	3.9	42-0	164	71	12	23	339	13.0	
TOTAL		55-54	1775/32.3	225-539	.417	79-237	.333	95-128	.742	21	150	171	3.1	89-0	299	131	15	33	624	11.3	

Single Game Highs

Statistic	Value	
Points	28	at Clemson 02/04/25
Rebounds	8	at North Carolina 12/07/24
Assists	11	vs Notre Dame 01/09/24, vs Central Ark. 11/30/24
Steals	3	vs Virginia Tech 01/22/25, at Notre Dame 01/28/25
Blocks	2	at Notre Dame 01/28/25, at Syracuse 01/07/25
FG Made	12	at Clemson 02/04/25
FG Attempts	26	at Clemson 02/04/25
3FG Made	5	vs Notre Dame 03/12/24, at Virginia 02/08/25, vs California 02/15/25
3FG Attempts	10	vs Central Ark. 11/30/24, at Clemson 02/04/25
FT Made	8	vs North Carolina 01/30/24
FT Attempts	10	vs North Carolina 01/30/24

MCCOLLUM, Javian

				Field Goals		3-Point		F-Throws		Rebounds										Scoring	
SEASON	TEAM	GP-GS	MIN/AVG	FG-FGA	FG%	3FG-3FGA	3FG%	FT-FTA	FT%	OFF	DEF	TOT	AVG	PF-FO	A	TO	BLK	STL	PTS	AVG	
2021-22	Siena	24-2	436/18.2	53-110	.482	23-54	.426	32-38	.842	2	19	21	0.9	31-0	43	29	2	9	161	6.7	
2022-23	Siena	27-25	832/30.8	136-316	.430	52-146	.356	105-118	.890	11	47	58	2.1	49-0	106	84	8	30	429	15.9	
2023-24	OK	30-30	932/31.1	132-327	.404	54-172	.314	82-87	.943	4	73	77	2.6	45-1	101	61	2	25	400	13.3	
2024-25	GaTech	19-11	534/28.1	77-177	.435	33-91	.363	45-52	.865	3	48	51	2.7	27-1	65	35	2	25	232	12.2	
TOTAL FOR GaTech		19-11	534/28.1	77-177	.435	33-91	.363	45-52	.865	3	48	51	2.7	27-1	65	35	2	25	232	12.2	
TOTAL		100-68	2734/27.3	398-930	.428	162-463	.350	264-295	.895	20	187	207	2.1	152-2	315	209	14	89	1222	12.2	

Single Game Highs

Statistic	Value	
Points	30	vs Manhattan 03/02/23
Rebounds	7	vs Providence 12/05/23
Assists	9	vs Niagara 03/09/23
Steals	4	vs West Ga. 11/06/24, vs Louisville 02/01/25
Blocks	2	vs Seton Hall 11/27/22
FG Made	10	vs Manhattan 03/02/23
FG Attempts	22	vs Niagara 03/09/23
3FG Made	5	4 times
3FG Attempts	11	vs Niagara 03/09/23, at Florida St. 01/18/25
FT Made	10	at Mount St. Mary's 02/10/23
FT Attempts	12	at Niagara 01/13/23

CAREER SUMMARIES

MUSTAF, Jaeden

				Field Goals		3-Point		F-Throws		Rebounds									Scoring	
SEASON	TEAM	GP-GS	MIN/AVG	FG-FGA	FG%	3FG-3FGA	3FG%	FT-FTA	FT%	OFF	DEF	TOT	AVG	PF-FO	A	TO	BLK	STL	PTS	AVG
2024-25	GaTech	18-7	427/23.7	55-133	.414	8-21	.381	42-61	.689	16	38	54	3.0	44-1	31	26	2	19	160	8.9
TOTAL		18-7	427/23.7	55-133	.414	8-21	.381	42-61	.689	16	38	54	3.0	44-1	31	26	2	19	160	8.9

Single Game Highs

Statistic	Value	
Points	18	vs Central Ark. 11/30/24
Rebounds	7	vs Alabama A&M 12/28/24
Assists	6	vs Alabama A&M 12/28/24
Steals	5	vs Alabama A&M 12/28/24
Blocks	1	vs California 02/15/25, at SMU 01/11/25
FG Made	7	vs UMBC 12/18/24
FG Attempts	14	vs Charleston So. 11/27/24, vs UMBC 12/18/24
3FG Made	1	8 times
3FG Attempts	3	vs Northwestern 12/15/24, vs UMBC 12/18/24, vs Clemson 01/14/25
FT Made	7	vs Central Ark. 11/30/24
FT Attempts	8	vs Central Ark. 11/30/24, at Oklahoma 12/03/24

MUTOMBO, Ryan

				Field Goals		3-Point		F-Throws		Rebounds									Scoring	
SEASON	TEAM	GP-GS	MIN/AVG	FG-FGA	FG%	3FG-3FGA	3FG%	FT-FTA	FT%	OFF	DEF	TOT	AVG	PF-FO	A	TO	BLK	STL	PTS	AVG
2021-22	GTown	27-1	317/11.7	56-113	.496	1-4	.250	24-33	.727	43	39	82	3.0	36-0	3	13	23	6	137	5.1
2022-23	GTown	12-0	64/5.3	12-16	.750	0-0	.000	6-8	.750	9	14	23	1.9	9-0	0	3	4	3	30	2.5
2023-24	GTown	15-0	55/3.7	3-8	.375	0-0	.000	5-9	.556	8	10	18	1.2	4-0	0	1	1	1	11	0.7
2024-25	GaTech	13-7	143/11.0	15-33	.455	0-0	.000	2-5	.400	14	24	38	2.9	9-0	3	5	8	1	32	2.5
TOTAL FOR GaTech		13-7	143/11.0	15-33	.455	0-0	.000	2-5	.400	14	24	38	2.9	9-0	3	5	8	1	32	2.5
TOTAL		67-8	579/8.6	86-170	.506	1-4	.250	37-55	.673	74	87	161	2.4	58-0	6	22	36	11	210	3.1

Single Game Highs

Statistic	Value	
Points	15	vs UMBC 12/08/21
Rebounds	11	vs UMBC 12/08/21
Assists	2	vs Butler 01/13/22
Steals	2	vs Creighton 02/12/22, vs Providence 02/26/23
Blocks	4	vs UMBC 12/08/21
FG Made	7	vs UMBC 12/08/21
FG Attempts	15	vs UMBC 12/08/21
3FG Made	1	vs Saint Joseph's 11/26/21
3FG Attempts	1	4 times
FT Made	5	at St. John's (NY) 01/16/22
FT Attempts	5	at St. John's (NY) 01/16/22



CAREER SUMMARIES

NDONGO, Baye

				Field Goals		3-Point		F-Throws		Rebounds										Scoring	
SEASON	TEAM	GP-GS	MIN/AVG	FG-FGA	FG%	3FG-3FGA	3FG%	FT-FTA	FT%	OFF	DEF	TOT	AVG	PF-FO	A	TO	BLK	STL	PTS	AVG	
2023-24	GaTech	29-29	805/27.8	148-265	.558	4-12	.333	59-88	.670	74	164	238	8.2	81-5	28	74	32	22	359	12.4	
2024-25	GaTech	26-26	756/29.1	129-242	.533	5-14	.357	66-109	.606	69	146	215	8.3	84-5	38	65	22	29	329	12.7	
TOTAL		55-55	1561/28.4	277-507	.546	9-26	.346	125-197	.635	143	310	453	8.2	165-10	66	139	54	51	688	12.5	

Single Game Highs

Statistic	Value	
Points	26	vs California 02/15/25
Rebounds	19	vs Penn St. 12/16/23
Assists	4	5 times
Steals	5	vs Virginia Tech 01/22/25
Blocks	4	vs Duke 12/02/23
FG Made	11	vs California 02/15/25
FG Attempts	18	vs North Florida 11/10/24
3FG Made	1	9 times
3FG Attempts	2	5 times
FT Made	8	vs Texas Southern 11/12/24
FT Attempts	10	at Clemson 02/04/25, at North Carolina 12/07/24, vs Texas Southern 11/12/24

NICHOLS, Emmer

				Field Goals		3-Point		F-Throws		Rebounds										Scoring	
SEASON	TEAM	GP-GS	MIN/AVG	FG-FGA	FG%	3FG-3FGA	3FG%	FT-FTA	FT%	OFF	DEF	TOT	AVG	PF-FO	A	TO	BLK	STL	PTS	AVG	
2023-24	GaTech	2-0	4/2.0	0-0	.000	0-0	.000	0-0	.000	1	3	4	2.0	0-0	0	0	0	0	0	0.0	
2024-25	GaTech	3-0	5/1.8	1-2	.500	0-0	.000	0-0	.000	1	1	2	0.7	0-0	0	2	1	0	2	0.7	
TOTAL		5-0	9/1.9	1-2	.500	0-0	.000	0-0	.000	2	4	6	1.2	0-0	0	2	1	0	2	0.4	

Single Game Highs

Statistic	Value	
Points	2	vs Alabama A&M 12/28/24
Rebounds	3	vs Alabama A&M 12/09/23
Blocks	1	vs Alabama A&M 12/28/24
FG Made	1	vs Alabama A&M 12/28/24
FG Attempts	2	vs Alabama A&M 12/28/24

CAREER SUMMARIES

O'BRIEN, Luke

				Field Goals		3-Point		F-Throws		Rebounds										Scoring	
SEASON	TEAM	GP-GS	MIN/AVG	FG-FGA	FG%	3FG-3FGA	3FG%	FT-FTA	FT%	OFF	DEF	TOT	AVG	PF-FO	A	TO	BLK	STL		PTS	AVG
2020-21	CU	10-0	46/4.6	6-14	.429	2-7	.286	1-4	.250	3	4	7	0.7	4-0	2	0	0	1		15	1.5
2021-22	CU	33-0	466/14.1	33-75	.440	12-26	.462	9-17	.529	30	61	91	2.8	45-0	25	19	3	13		87	2.6
2022-23	CU	33-10	750/22.7	76-179	.425	23-79	.291	28-40	.700	56	129	185	5.6	72-1	34	28	16	22		203	6.2
2023-24	CU	35-19	827/23.6	88-193	.456	32-85	.376	25-38	.658	37	96	133	3.8	76-2	44	24	14	25		233	6.7
2024-25	GaTech	10-6	211/21.1	24-51	.471	9-28	.321	7-9	.778	12	32	44	4.4	23-1	6	8	2	2		64	6.4
TOTAL FOR GaTech		10-6	211/21.1	24-51	.471	9-28	.321	7-9	.778	12	32	44	4.4	23-1	6	8	2	2		64	6.4
TOTAL		121-35	2301/19.0	227-512	.443	78-225	.347	70-108	.648	138	322	460	3.8	220-4	111	79	35	63		602	5.0

Single Game Highs

Statistic	Value	
Points	18	vs Utah Tech 12/21/23
Rebounds	14	vs Seton Hall 03/14/23
Assists	4	6 times
Steals	4	vs Maine 11/15/21
Blocks	3	vs Utah Valley 03/19/23
FG Made	8	vs Utah Tech 12/21/23
FG Attempts	14	vs Northern Colo. 12/15/23
3FG Made	4	vs Northern Colo. 12/15/23
3FG Attempts	8	vs Northern Colo. 12/15/23
FT Made	4	vs California 02/02/23, vs Northwestern 12/15/24
FT Attempts	6	vs UCLA 02/26/23

ONWUCHEKWA, Doryan

				Field Goals		3-Point		F-Throws		Rebounds										Scoring	
SEASON	TEAM	GP-GS	MIN/AVG	FG-FGA	FG%	3FG-3FGA	3FG%	FT-FTA	FT%	OFF	DEF	TOT	AVG	PF-FO	A	TO	BLK	STL		PTS	AVG
2024-25	GaTech	10-8	182/18.2	15-45	.333	3-18	.167	2-10	.200	18	31	49	4.9	32-2	8	4	6	4		35	3.5
TOTAL		10-8	182/18.2	15-45	.333	3-18	.167	2-10	.200	18	31	49	4.9	32-2	8	4	6	4		35	3.5

Single Game Highs

Statistic	Value	
Points	7	vs Georgia 11/15/24
Rebounds	11	vs Georgia 11/15/24
Assists	2	vs Georgia 11/15/24, vs Charleston So. 11/27/24
Steals	2	at Oklahoma 12/03/24
Blocks	3	at Oklahoma 12/03/24
FG Made	3	vs Georgia 11/15/24, vs Cincinnati 11/23/24
FG Attempts	8	vs Charleston So. 11/27/24
3FG Made	1	vs Georgia 11/15/24, vs Charleston So. 11/27/24, at North Carolina 12/07/24
3FG Attempts	3	vs Charleston So. 11/27/24, at Oklahoma 12/03/24
FT Made	1	vs Charleston So. 11/27/24, at Oklahoma 12/03/24
FT Attempts	3	vs Texas Southern 11/12/24, vs Georgia 11/15/24



CAREER SUMMARIES

POWELL, Duncan

				Field Goals		3-Point		F-Throws		Rebounds										Scoring	
SEASON	TEAM	GP-GS	MIN/AVG	FG-FGA	FG%	3FG-3FGA	3FG%	FT-FTA	FT%	OFF	DEF	TOT	AVG	PF-FO	A	TO	BLK	STL	PTS	AVG	
2021-22	NCA&T	1-0	0/0.0	0-0	.000	0-0	.000	0-0	.000	0	0	0	0.0	1-0	0	0	0	0	0	0.0	
2022-23	NCA&T	30-4	675/22.5	84-199	.422	11-49	.224	60-96	.625	46	126	172	5.7	50-0	23	35	20	21	239	8.0	
2023-24	SacSt	29-23	768/26.5	130-264	.492	14-49	.286	76-111	.685	81	122	203	7.0	56-0	58	50	10	14	350	12.1	
2024-25	GaTech	25-5	682/27.3	89-200	.445	33-90	.367	63-93	.677	42	95	137	5.5	43-1	19	28	10	19	274	11.0	
TOTAL FOR GaTech		25-5	682/27.3	89-200	.445	33-90	.367	63-93	.677	42	95	137	5.5	43-1	19	28	10	19	274	11.0	
TOTAL		85-32	2124/25.0	303-663	.457	58-188	.309	199-300	.663	169	343	512	6.0	150-1	100	113	40	54	863	10.2	

Single Game Highs

Statistic	Value	
Points	23	vs Virginia Tech 01/22/25
Rebounds	15	vs Hampton 02/25/23, vs Bethesda (CA) 12/21/23
Assists	10	vs Bethesda (CA) 12/21/23
Steals	3	vs Greensboro 11/26/22, vs UNCW 01/07/23
Blocks	2	6 times
FG Made	9	vs Northern Colo. 02/17/24
FG Attempts	23	at Towson 02/18/23
3FG Made	3	7 times
3FG Attempts	8	vs Notre Dame 12/31/24
FT Made	11	at Florida St. 01/18/25
FT Attempts	12	at Florida St. 01/18/25

CAREER SUMMARIES

REEVES JR., Kowacie

				Field Goals		3-Point		F-Throws		Rebounds										Scoring	
SEASON	TEAM	GP-GS	MIN/AVG	FG-FGA	FG%	3FG-3FGA	3FG%	FT-FTA	FT%	OFF	DEF	TOT	AVG	PF-FO	A	TO	BLK	STL		PTS	AVG
2021-22	UF	29-10	451/15.6	50-132	.379	32-96	.333	27-36	.750	14	28	42	1.4	25-0	11	18	4	14		159	5.5
2022-23	UF	31-7	599/19.3	93-247	.377	34-130	.262	44-62	.710	12	70	82	2.6	42-1	17	34	6	17		264	8.5
2023-24	GaTech	32-32	922/28.8	110-264	.417	51-133	.383	42-50	.840	33	93	126	3.9	41-0	28	37	16	16		313	9.8
2024-25	GaTech	6-6	143/23.9	22-57	.386	9-32	.281	3-5	.600	6	9	15	2.5	12-0	6	3	7	4		56	9.3
TOTAL FOR GaTech		38-38	1065/28.0	132-321	.411	60-165	.364	45-55	.818	39	102	141	3.7	53-0	34	40	23	20		369	9.7
TOTAL		98-55	2116/21.6	275-700	.393	126-391	.322	116-153	.758	65	200	265	2.7	120-1	62	92	33	51		792	8.1

Single Game Highs

Statistic	Value	
Points	21	vs Texas A&M 03/10/22
Rebounds	10	vs Alabama A&M 12/09/23
Assists	3	6 times
Steals	3	at Xavier 03/20/22, vs Ga. Southern 11/06/23
Blocks	3	at Cincinnati 11/22/23, vs West Ga. 11/06/24
FG Made	8	vs Florida A&M 11/30/22
FG Attempts	17	vs Texas Southern 11/12/24
3FG Made	5	at Clemson 01/16/24
3FG Attempts	11	vs Texas Southern 11/12/24
FT Made	6	vs Texas A&M 03/10/22, vs Alabama A&M 12/09/23
FT Attempts	8	vs Texas A&M 03/10/22

SAN MIGUEL, Marcos

				Field Goals		3-Point		F-Throws		Rebounds										Scoring	
SEASON	TEAM	GP-GS	MIN/AVG	FG-FGA	FG%	3FG-3FGA	3FG%	FT-FTA	FT%	OFF	DEF	TOT	AVG	PF-FO	A	TO	BLK	STL		PTS	AVG
2023-24	GaTech	1-0	2/1.9	0-2	.000	0-1	.000	0-0	.000	1	0	1	1.0	0-0	0	1	0	0		0	0.0
2024-25	GaTech	2-0	5/2.3	2-5	.400	0-0	.000	0-0	.000	0	0	0	0.0	0-0	0	1	0	0		4	2.0
TOTAL		3-0	6/2.1	2-7	.286	0-1	.000	0-0	.000	1	0	1	0.3	0-0	0	2	0	0		4	1.3

Single Game Highs

Statistic	Value	
Points	4	vs Alabama A&M 12/28/24
Rebounds	1	vs Alabama A&M 12/09/23
FG Made	2	vs Alabama A&M 12/28/24
FG Attempts	5	vs Alabama A&M 12/28/24
3FG Attempts	1	vs Alabama A&M 12/09/23



CAREER SUMMARIES

TERRY, Lance

				Field Goals		3-Point		F-Throws		Rebounds									Scoring	
SEASON	TEAM	GP-GS	MIN/AVG	FG-FGA	FG%	3FG-3FGA	3FG%	FT-FTA	FT%	OFF	DEF	TOT	AVG	PF-FO	A	TO	BLK	STL	PTS	AVG
2019-20	GW	15-0	161/10.7	18-49	.367	13-38	.342	4-7	.571	0	22	22	1.5	21-0	5	13	3	7	53	3.5
2020-21	GW	9-6	201/22.4	31-64	.484	18-41	.439	23-25	.920	3	15	18	2.0	22-0	5	8	1	5	103	11.4
2021-22	GW	31-31	972/31.4	158-344	.459	57-163	.350	69-85	.812	26	80	106	3.4	69-1	37	44	12	32	442	14.3
2022-23	GaTech	29-21	857/29.6	106-252	.421	47-121	.388	35-43	.814	15	67	82	2.8	59-2	36	27	6	18	294	10.1
2024-25	GaTech	23-18	771/33.5	122-277	.440	50-135	.370	42-60	.700	13	51	64	2.8	44-0	35	32	6	28	336	14.6
TOTAL FOR GaTech		52-39	1628/31.3	228-529	.431	97-256	.379	77-103	.748	28	118	146	2.8	103-2	71	59	12	46	630	12.1
TOTAL		107-76	2962/27.7	435-986	.441	185-498	.371	173-220	.786	57	235	292	2.7	215-3	118	124	28	90	1228	11.5

Single Game Highs

Statistic	Value	
Points	26	at Hampton 12/30/20
Rebounds	10	at Clemson 02/04/25
Assists	4	vs Charleston So. 11/27/24, at USC Upstate 02/26/22, at SMU 01/11/25
Steals	5	vs Charleston So. 11/27/24
Blocks	2	4 times
FG Made	9	at Florida St. 01/18/25, vs Louisville 02/01/25
FG Attempts	21	at Clemson 02/04/25
3FG Made	7	at Syracuse 02/28/23
3FG Attempts	13	at North Carolina 12/07/24
FT Made	9	at Hampton 12/30/20
FT Attempts	9	at Campbell 02/09/22, at Hampton 12/30/20



2024-25 BOX SCORES



Official Basketball Box Score - Final West Ga. at Georgia Tech

11/09/24 McCarroll Pavilion, Atlanta
2024-25 Men's Basketball

Game Time: 7:30 PM
Game Duration: 2:02
Attendance: 3,530

Officials: Eric Lewis, Jeff Fox, Kellen Milner

West Ga. - 62

Record: 0-2

NO. Name	Min	FG M-A	3P M-A	FT M-A	Rebounds OR DR TOT	Fouls PF FD	TP	AS	TO	ST	Blocks BS BA	+/-
5 Shelton Williams-Dryden	28:05	5-11	0-0	3-4	2 3 5	1 2	13	1	1	1	0 0	-21
11 Kolten Griffin	F 34:28	4-11	1-3	2-2	0 3 3	2 1	11	2	2	0	2 0	-25
0 Kyric Davis	G 20:35	3-10	0-0	0-0	1 1 2	1 0	6	1	1	1	0 4	-21
2 Demetrius Johnson II	G 29:15	1-11	0-4	4-6	1 3 4	0 3	6	2	1	1	0 1	-21
10 Michael Griffin	G 23:36	2-3	1-1	1-4	0 1 1	1 3	6	0	1	1	3 0	-24
1 Brady Hardewig	24:38	2-4	1-3	0-0	0 3 3	2 0	5	2	1	2	0 0	-6
24 Tamaury Releford	11:55	2-6	0-0	0-0	2 2 4	3 4	4	0	0	0	0 0	-2
4 Rickey Ballard	17:13	3-7	2-3	0-0	0 1 1	4 1	8	1	0	0	1 1	-1
21 Tauris Watson	10:15	1-1	1-1	0-2	0 0 0	1 2	3	1	0	0	0 0	4
Team					0 2 2	0			0	1		
Totals	23:64	6-15	10-18	6 19	25	15	16	62	10	8	6 6	-23

Technical Fouls: NONE

Georgia Tech - 85

Record: 1-0

NO. Name	Min	FG M-A	3P M-A	FT M-A	Rebounds OR DR TOT	Fouls PF FD	TP	AS	TO	ST	Blocks BS BA	+/-
11 Baye Ndongo	F 23:32	3-5	0-0	4-6	1 6 7	2 6	10	4	2	0	3 1	16
1 Nathaniel George	G 23:04	2-6	1-3	2-3	0 1 1	1 2	7	7	1	0	0 0	23
2 Javian McCollum	G 30:05	7-12	3-6	1-1	1 3 4	0 1	18	5	3	4	0 1	32
9 Luke O'Brien	G 21:46	4-9	0-4	0-1	1 9 10	1 1	8	1	2	0	0 1	21
14 Kowacie Reeves Jr.	G 25:28	6-13	1-5	2-2	1 3 4	1 1	15	0	0	1	3 0	17
0 Lance Terry	23:32	4-7	1-3	0-0	0 1 2	3 2	9	1	1	0	0 0	-1
3 Jaeden Mustaf	14:50	2-5	0-0	0-0	1 1 2	0 0	4	2	0	0	0 2	-2
31 Duncan Powell	16:07	3-5	1-3	2-2	1 0 1	3 1	9	0	0	0	0 0	6
45 Doryan Onwuchekwa	11:01	2-5	0-2	0-0	3 4 7	3 0	4	0	0	0	0 0	6
10 Darrion Sutton	06:33	0-1	0-1	0-0	0 0 0	2 0	0	0	0	1	0 0	-2
30 Ibrahim Souare	04:02	0-0	0-0	1-2	0 3 3	0 1	1	0	0	0	0 0	-1
Team					3 4 7	0		2				
Totals	33:68	7-27	12-17	13 36	49	16	15	85	20	12	5 6	23

Technical Fouls: NONE

	WestGa	GaTech
Biggest lead	0 (1 st 20:00)	30 (2 nd 12:23)
Best Scoring Run	5 (1 st 14:49)	7 (1 st 12:29)
Lead Changes	0	
Times Tied	0	
Time with Lead	00:00	39:35

Points from	WestGa	GaTech
Turnovers	5	9
Paint	24	48
Second Chance	10	22
Fast Breaks	7	17
Bench	20	27

Period by Period Scoring	1st	2nd	TOT
WestGa	29	33	62
GaTech	50	35	85



Official Basketball Box Score - Final North Florida at Georgia Tech

11/10/24 McCarroll Pavilion, Atlanta
2024-25 Men's Basketball

Game Time: 1:00 PM
Game Duration: 2:12
Attendance: 3,553

Officials: Ted Valentine, Bill Covington Jr., Mark Schur

North Florida - 105

Record: 3-0

NO. Name	Min	FG M-A	3P M-A	FT M-A	Rebounds OR DR TOT	Fouls PF FD	TP	AS	TO	ST	Blocks BS BA	+/-
10 Josh Harris	F 28:15	8-10	0-0	6-8	4 3 7	3 5	22	1	0	1	0 0	8
0 Jasai Miles	G 32:45	5-12	2-8	6-7	1 10 11	5 4	18	4	2	0	1 1	9
2 Nate Litteras	G 31:21	7-11	2-4	2-3	1 4 5	1 2	18	1	1	0	2 0	5
4 Jaylen Smith	G 28:48	6-14	3-8	0-0	0 6 6	2 1	15	5	2	0	1 0	8
33 Oscar Berry	G 18:41	0-2	0-2	0-0	0 3 3	0 1	0	0	0	0	0 0	0
7 Liam Murphy	21:14	3-6	2-4	2-2	2 0 2	1 1	10	0	2	0	1 1	13
11 Kamrin Oriol	21:42	4-8	0-4	4-6	0 2 2	2 3	12	0	0	1	0 0	10
5 Dante Oliver	04:06	1-1	0-0	1-1	0 1 1	0 1	3	0	1	0	0 0	2
55 Ametri Moss	13:08	3-5	0-1	1-2	1 0 1	0 2	7	1	0	1	0 0	5
Team					1 2 3	0		0	1			
Totals	37:69	9-31	22-29	10 31	41	14	20	105	12	9	3 4	2

Technical Fouls: Miles 2nd 1:30

Georgia Tech - 93

Record: 1-1

NO. Name	Min	FG M-A	3P M-A	FT M-A	Rebounds OR DR TOT	Fouls PF FD	TP	AS	TO	ST	Blocks BS BA	+/-
11 Baye Ndongo	F 28:50	9-18	1-1	1-3	7 10 4	4 4	20	3	1	1	0 0	-1
1 Nathaniel George	G 35:27	2-5	1-3	0-0	0 6 6	3 1	5	7	1	1	0 0	-8
2 Javian McCollum	G 33:22	5-9	2-4	2-2	0 3 3	3 3	14	6	3	0	0 1	-4
9 Luke O'Brien	G 27:35	6-10	1-3	2-2	3 5 8	3 1	15	1	1	0	0 0	-7
14 Kowacie Reeves Jr.	G 30:49	6-12	4-9	1-2	1 0 1	4 1	17	3	0	1	2 0	-13
0 Lance Terry	25:01	5-10	4-7	0-0	0 3 3	2 0	14	1	3	1	0 0	-11
31 Duncan Powell	12:26	2-10	0-2	0-3	5 1 6	1 2	4	1	1	0	0 3	-10
45 Doryan Onwuchekwa	06:30	2-5	0-0	0-0	1 0 1	0 1	4	0	0	0	0 0	-6
Team					0 0 0	0		0	0			
Totals	37:79	13-29	6-12	13 25	38	20	13	93	22	10	4 2	4

Technical Fouls: NONE

	UNF	GaTech
Biggest lead	21 (2 nd 6:14)	9 (1 st 14:42)
Best Scoring Run	14 (2 nd 11:08)	10 (2 nd 2:50)
Lead Changes	7	
Times Tied	7	
Time with Lead	23:28	13:25

Points from	UNF	GaTech
Turnovers	13	17
Paint	52	46
Second Chance	16	10
Fast Breaks	14	15
Bench	32	22

Period by Period Scoring	1st	2nd	TOT
UNF	53	52	105
GaTech	49	44	93



Official Basketball Box Score - Final Texas Southern at Georgia Tech

11/12/24 McCarroll Pavilion, Atlanta
2024-25 Men's Basketball

Game Time: 7:30 PM
Game Duration: 2:23
Attendance: 3,384

Officials: Roger Ayers, Bart Linn, Claire Aubry

Texas Southern - 62

Record: 1-3

NO. Name	Min	FG M-A	3P M-A	FT M-A	Rebounds OR DR TOT	Fouls PF FD	TP	AS	TO	ST	Blocks BS BA	+/-
1 Kenny Hunter	F 29:20	3-10	0-0	0-0	2 7 9	1 1	6	1	2	0	0 1	-16
25 Grayson Carter	F 16:49	3-6	2-4	0-0	1 0 1	4 2	8	1	1	0	1 0	0
0 Jaylin Jackson-Posey	G 10:47	0-2	0-0	0-0	0 1 1	1 0	0	0	0	2	0 0	-8
2 Kavion McClain	G 32:32	2-9	1-1	0-1	1 3 4	1 3	5	3	1	0	1 0	-20
8 Alex Anderson	G 21:02	0-3	0-0	0-4	3 2 5	3 2	0	2	3	0	0 0	-9
14 Kolby Granger	19:27	0-2	0-1	5-6	0 0 2	0 2	5	1	0	2	0 0	2
4 Josh Farmer	11:10	2-8	0-0	2-5	0 3 3	1 4	6	0	0	1	1 1	-11
5 Jaylen Wysinger	18:47	2-8	0-4	2-2	1 2 3	3 1	6	0	1	0	0 0	-16
7 Zaire Hayes	11:47	3-7	2-3	0-0	0 0 0	4 0	8	2	1	0	0 1	7
23 Dunae Posey	18:13	6-9	0-0	3-4	4 2 6	3 5	15	0	1	2	0 0	-6
3 Oumar Koureissi	01:55	0-0	0-0	0-0	0 0 0	0 0	0	0	0	0	0 0	-5
32 Kahlin Farooq	08:11	1-2	1-1	0-0	1 1 2	1 0	3	0	0	0	0 1	-13
Team					1 4 5	0		0				
Totals	22:66	6-14	12-22	14 27	41	24	18	62	12	12	8 2	5

Technical Fouls: Anderson 1st 10:28

Georgia Tech - 81

Record: 2-4

NO. Name	Min	FG M-A	3P M-A	FT M-A	Rebounds OR DR TOT	Fouls PF FD	TP	AS	TO	ST	Blocks BS BA	+/-
11 Baye Ndongo	F 32:51	5-10	1-1	8-10	4 7 11	4 6	19	1	2	1	0 1	30
45 Doryan Onwuchekwa	C 27:03	0-2	0-2	0-3	7 2 9	4 3	0	1	0	0	2 0	-17
1 Nathaniel George	G 36:34	3-9	3-8	7-8	1 2 3	0 4	16	6	3	1	0 0	11
2 Javian McCollum	G 30:23	4-9	2-5	4-5	0 5 5	2 6	14	1	4	0	1 0	7
14 Kowacie Reeves Jr.	G 32:30	6-17	3-11	0-0	2 5 7	2 0	15	3	2	1	2 1	20
0 Lance Terry	24:38	3-8	2-7	5-6	1 0 1	2 3	13	2	1	0	0 0	21
30 Ibrahim Souare	06:48	0-0	0-0	0-0	3 2 5	4 0	0	0	2	0	0 0	0
31 Duncan Powell	09:13	1-3	0-2	2-2	0 2 2	1 1	4	0	0	0	0 0	-11
Team					1 5 6	0		0				
Totals	22:58	11-36	26-34	14 35	49	19	23	81	14	14	3 5	2

Technical Fouls: Souare 1st 10:28

	TSU	GaTech
Biggest lead	2 (1 st 15:25)	30 (2 nd 12:20)
Best Scoring Run	6 (2 nd 4:55)	12 (1 st 3:41)
Lead Changes	6	
Times Tied	1	
Time with Lead	02:35	36:02

Points from	TSU	GaTech
Turnovers	10	17
Paint	20	12
Second Chance	10	18
Fast Breaks	12	6
Bench	43	17

Period by Period Scoring	1st	2nd	TOT
TSU	25	37	62
GaTech	49	32	81



Official Basketball Box Score - Final Georgia at Georgia Tech

11/15/24 McCarroll Pavilion, Atlanta
2024-25 Men's Basketball

Game Time: 8:00 PM
Game Duration: 2:38
Attendance: 6,622


Officials: Lee Cassel, Pat Adams, Jeb Harbison

Georgia - 77

Record: 4-0

NO.	Name	Min	FG M-A	3P M-A	FT M-A	Rebounds OR DR TOT	Fouls PF FD	TP	AS	TO	ST	Blocks BS BA	+/-
10	RJ Godfrey	F 28:05	2-5	0-0	0-1	1 4 5	4 2	4	0	0	1	3 0	8
14	Asa Newell	F 32:06	6-12	1-3	1-3	3 4 7	2 3	14	1	3	2	0 2	1
0	Blue Cain	G 30:38	3-9	1-4	3-4	0 6 6	3 3	10	1	1	0	0 0	10
5	Silas Demary Jr.	G 34:01	6-10	1-4	5-5	0 7 7	4 8	18	3	2	1	0 0	-11
7	Tyrin Lawrence	G 24:01	1-3	0-1	7-9	0 3 3	4 7	9	4	1	0	0 0	13
1	Dakota Laffey	27:21	3-10	0-6	5-7	1 4 5	4 3	11	0	1	0	0 1	5
6	Somto Cyril	13:38	4-6	0-0	1-2	3 1 4	2 1	9	0	2	0	0 0	1
25	Justin Abson	06:03	1-2	0-0	0-0	1 0 1	0 0	2	1	1	0	1 0	3
3	Savro Drezgic	03:00	0-0	0-0	0-0	1 1 0	0 0	0	0	1	0	0 0	1
13	Dylan James	01:07	0-0	0-0	0-0	0 0 0	1 0	0	0	0	0	0 0	-2
Team						0 1 1	0	0	0	0			
Totals			26-56	3-18	22-31	9 31 40	24 27	77	10	12	5	4 3 8	

2024-25 BOX SCORES



Official Basketball Box Score - Final

Cincinnati at Georgia Tech

11/23/24 McCarrie Pavilion, Atlanta

2024-25 Men's Basketball

Game Time: 2:00 PM

Game Duration: 2:01

Attendance: 4,970

Officials: Ron Groover, Bert Smith, James Breeding

Cincinnati - 81

Record: 5-0

NO. Name	Min	FG M-A	3P M-A	FT M-A	Rebounds OR DR TOT	Fouls PF FD	TP	AS	TO	ST	Blocks BS BA	+/-
23 Dillon Mitchell	F 30:22	6-10	1-2	1-4	2 9 11	1 3 14	1	0	1	1	0	23
41 Simas Lukausius	F 30:12	4-11	2-5	2-2	1 1 2	0 2 12	1	2	0	0	1	14
55 Aziz Bandaogo	C 28:40	2-4	0-0	4-4	2 4 6	2 6 8	1	2	1	2	0	17
2 Jizzelle James	G 28:51	7-13	0-5	0-0	1 1 2	3 1 14	7	1	2	1	0	23
8 Connor Hickman	G 25:26	6-8	2-3	0-0	0 5 5	1 0 14	3	1	0	0	0	8
14 Tyler Betsey	17:18	2-5	2-2	0-0	2 3 5	3 0 6	1	1	0	1	0	11
22 Arrinton Page	07:03	2-3	0-0	0-0	0 0 0	5 0 4	0	1	0	0	0	2
1 Day Day Thomas	15:36	2-3	2-3	0-0	0 1 1	3 1 6	2	2	0	0	0	11
10 Josh Reed	13:45	0-3	0-2	1-2	1 0 1	1 1 1	0	0	0	0	0	8
3 Rayvon Griffith	01:54	1-2	0-0	0-0	0 1 1	0 0 2	0	0	0	0	0	1
65 Halvine Dzellat	00:53	0-0	0-0	0-0	0 0 0	1 0 0	0	0	0	0	0	-3
Team					0 2 2	0	2					
Totals		32-62	9-22	8-12	9 27 36	20 14	81	16	12	4	5	1 23

Technical Fouls: NONE

Georgia Tech - 58

Record: 2-3

NO. Name	Min	FG M-A	3P M-A	FT M-A	Rebounds OR DR TOT	Fouls PF FD	TP	AS	TO	ST	Blocks BS BA	+/-
11 Baye Ndongo	F 24:03	2-4	0-0	1-4	1 5 6	3 4 5	1	3	0	0	1	-18
45 Doryan Onwuchekwa	C 20:34	3-7	0-2	0-0	2 2 4	5 0 6	1	0	1	0	0	-6
1 Naithan George	G 27:14	5-9	3-6	0-0	0 0 0	1 1 13	1	2	0	0	0	-27
2 Javian McCollum	G 14:03	2-5	1-2	0-0	0 2 2	0 1 4	0	0	0	0	0	-8
14 Kowacy Reeves Jr.	G 21:08	1-6	1-4	0-1	0 1 0	1 2 1 3	0	0	1	1	0	-11
0 Lance Terry	29:06	2-11	0-4	3-4	1 0 1	0 3 7	0	2	2	0	0	-14
3 Jaeden Mustaf	14:13	0-5	0-0	2-2	1 0 1	0 3 2	3	1	0	0	3	-9
9 Luke O'Brien	22:43	2-5	0-1	0-0	2 3 5	2 1 4	0	0	0	0	1	-16
31 Duncan Powell	22:39	3-6	0-1	4-5	1 2 3	1 4 10	0	0	1	0	0	-6
30 Ibrahim Souare	03:24	1-1	0-0	1-4	1 0 1	0 2 3	0	0	0	0	0	-3
35 Emmer Nichols	00:53	0-0	0-0	0-0	0 0 0	0 0 0	0	0	0	0	0	3
Team					3 2 5	0	1					
Totals		21-59	5-20	11-20	12 17 29	14 20	58	8	12	5	1	5 23

Technical Fouls: NONE

Cincinnati at Georgia Tech

Game Time: 1:00 PM

Game Duration: 2:04

Attendance: 3,414

Officials: Ted Valentine, Tim Coughney, Ben Str

Central Ark. - 68

Record: 2-5

NO. Name	Min	FG M-A	3P M-A	FT M-A	Rebounds OR DR TOT	Fouls PF FD	TP	AS	TO	ST	Blocks BS BA	+/-
23 Diogo Seixas	F 22:32	0-3	0-3	0-0	0 3 3	0 0 3	1	2	0	0	0	-18
3 Brayden Fagbemi	G 37:43	5-11	3-7	2-2	0 6 6	1 2 15	3	2	1	0	1	-20
15 Michael Evagharu	G 32:47	3-5	1-1	1-2	1 4 5	2 1 8	1	2	0	0	0	-9
25 Elias Cato	G 34:00	5-13	3-5	4-5	1 3 4	2 7 17	1	1	0	0	0	-18
0 Ubong Abasi Etim	11:36	0-0	0-0	0-0	0 0 1	1 2 0	0	0	1	0	0	2
4 Nehemiah Turner	11:52	0-4	0-0	0-0	1 1 2	4 0 0	1	0	0	0	0	-4
10 Owen Derhmann	00:54	0-0	0-0	0-0	0 0 0	0 0 0	0	0	0	0	0	-3
Team					0 2 2	0	0					
Totals		21-57	14-32	12-14	6 22 28	13 15	68	12	8	3	1	19

Technical Fouls: Bench 2nd 6:03

Georgia Tech - 87

Record: 4-3

NO. Name	Min	FG M-A	3P M-A	FT M-A	Rebounds OR DR TOT	Fouls PF FD	TP	AS	TO	ST	Blocks BS BA	+/-
11 Baye Ndongo	F 28:08	5-9	0-0	3-4	2 7 9	3 4 13	0	0	0	0	2	20
45 Doryan Onwuchekwa	C 19:20	2-4	0-1	0-0	2 4 6	1 0 4	1	1	2	3	0	-14
0 Lance Terry	G 35:51	8-14	5-10	4-4	1 2 3	1 2 14	0	2	0	0	1	-15
1 Naithan George	G 37:37	3-8	0-4	2-3	0 0 0	3 2 8	5	2	0	0	0	-10
9 Luke O'Brien	G 28:28	3-3	1-1	0-0	0 4 4	2 0 7	1	1	1	0	0	-12
31 Duncan Powell	30:45	4-9	0-2	3-4	3 9 12	2 6 11	1	0	1	0	0	-19
3 Jaeden Mustaf	29:30	5-11	1-2	5-8	1 1 2	4 5 16	2	2	0	0	0	-12
30 Ibrahim Souare	00:30	0-0	0-0	0-0	0 0 0	0 0 0	0	0	0	0	0	-3
Team					0 3 3	0	0	1				
Totals		29-61	13-32	16-20	7 26 33	22 16	87	18	5	7	1	3 19

Technical Fouls: Bench 2nd 6:03

Central Ark. at Georgia Tech

Game Time: 1:00 PM

Game Duration: 2:04

Attendance: 3,414

Officials: Ted Valentine, Tim Coughney, Ben Str

Georgia Tech - 61

Record: 4-4

NO. Name	Min	FG M-A	3P M-A	FT M-A	Rebounds OR DR TOT	Fouls PF FD	TP	AS	TO	ST	Blocks BS BA	+/-
11 Baye Ndongo	F 13:42	2-5	0-0	0-0	0 4 4	5 0 4	0	2	0	0	0	10
45 Doryan Onwuchekwa	G 28:21	0-3	0-3	1-2	2 3 5	4 1 1	0	1	2	3	0	-14
0 Lance Terry	G 37:07	5-14	3-7	1-1	1 2 3	1 2 14	0	2	0	0	1	-15
1 Naithan George	G 37:37	3-8	0-4	2-3	0 0 0	3 2 8	5	2	0	0	0	-10
9 Luke O'Brien	G 28:28	3-3	1-1	0-0	0 4 4	2 0 7	1	1	1	0	0	-12
31 Duncan Powell	30:45	4-9	0-2	3-4	3 9 12	2 6 11	1	0	1	0	0	-19
3 Jaeden Mustaf	29:30	5-11	1-2	5-8	1 1 2	4 5 16	2	2	0	0	0	-12
30 Ibrahim Souare	00:30	0-0	0-0	0-0	0 0 0	0 0 0	0	0	0	0	0	-3
Team					0 3 3	0	0	1				
Totals		22-53	5-19	12-18	7 26 33	22 16	81	9	11	4	1	-15

Technical Fouls: Bench 2nd 6:03

Georgia Tech - 61

Record: 4-4

NO. Name	Min	FG M-A	3P M-A	FT M-A	Rebounds OR DR TOT	Fouls PF FD	TP	AS	TO	ST	Blocks BS BA	+/-
11 Baye Ndongo	F 13:42	2-5	0-0	0-0	0 4 4	5 0 4	0	2	0	0	0	10
45 Doryan Onwuchekwa	G 28:21	0-3	0-3	1-2	2 3 5	4 1 1	0	1	2	3	0	-14
0 Lance Terry	G 37:07	5-14	3-7	1-1	1 2 3	1 2 14	0	2	0	0	1	-15
1 Naithan George	G 37:37	3-8	0-4	2-3	0 0 0	3 2 8	5	2	0	0	0	-10
9 Luke O'Brien	G 28:28	3-3	1-1	0-0	0 4 4	2 0 7	1	1	1	0	0	-12
31 Duncan Powell	30:45	4-9	0-2	3-4	3 9 12	2 6 11	1	0	1	0	0	-19
3 Jaeden Mustaf	29:30	5-11	1-2	5-8	1 1 2	4 5 16	2	2	0	0	0	-12
30 Ibrahim Souare	00:30	0-0	0-0	0-0	0 0 0	0 0 0	0	0	0	0	0	-3
Team					0 3 3	0	0	1				
Totals		22-53	5-19	12-18	7 26 33	22 16	81	9	11	4	1	-15

Technical Fouls: Bench 2nd 6:03

Georgia Tech - 61

Record: 4-4

NO. Name	Min	FG M-A	3P M-A	FT M-A	Rebounds OR DR TOT	Fouls PF FD	TP	AS	TO	ST	Blocks BS BA	+/-
11 Baye Ndongo	F 13:42	2-5	0-0	0-0	0 4 4	5 0 4	0	2	0	0	0	10
45 Doryan Onwuchekwa	G 28:21	0-3	0-3	1-2	2 3 5	4 1 1	0	1	2	3	0	-14
0 Lance Terry	G 37:07	5-14	3-7	1-1	1 2 3	1 2 14	0	2	0	0	1	-15
1 Naithan George	G 37:37	3-8	0-4	2-3	0 0 0	3 2 8	5	2	0	0	0	-10
9 Luke O'Brien	G 28:28	3-3	1-1	0-0	0 4 4	2 0 7	1	1	1	0	0	-12
31 Duncan Powell	30:45	4-9	0-2	3-4	3 9 12	2 6 11	1	0	1	0	0	-19
3 Jaeden Mustaf	29:30	5-11	1-2	5-8	1 1 2	4 5 16	2	2	0	0	0	-12
30 Ibrahim Souare	00:30	0-0	0-0	0-0	0 0 0	0 0 0	0	0	0	0	0	-3
Team					0 3 3	0	0	1				
Totals		22-53	5-19	12-18	7 26 33	22 16	81	9	11	4	1	-15

Technical Fouls: Bench 2nd 6:03

Georgia Tech - 61

Record: 4-4

NO. Name	Min	FG M-A	3P M-A	FT M-A	Rebounds OR DR TOT	Fouls PF FD	TP	AS	TO	ST	Blocks BS BA	+/-
11 Baye Ndongo	F 13:42	2-5	0-0	0-0	0 4 4	5 0 4	0	2	0	0	0	10
45 Doryan Onwuchekwa	G 28:21	0-3	0-3	1-2	2 3 5	4 1 1	0	1	2	3	0	-14
0 Lance Terry	G 37:07	5-14	3-7	1-1	1 2 3	1 2 14	0	2	0	0	1	-15
1 Naithan George	G 37:37	3-8	0-4	2-3	0 0 0	3 2 8	5	2	0	0	0	-10
9 Luke O'Brien	G 28:28	3-3	1-1	0-0	0 4 4	2 0 7	1	1	1	0	0	-12
31 Duncan Powell	30:45	4-9	0-2	3-4	3 9 12	2 6 11	1	0	1	0	0	-19
3 Jaeden Mustaf	29:30	5-11	1-2	5-8	1 1 2	4 5 16	2	2	0	0	0	-12
30 Ibrahim Souare	00:30	0-0	0-0	0-0	0 0 0	0 0 0	0	0	0	0	0	-3
Team					0 3 3	0	0	1				
Totals		22-53	5-19	12-18	7 26 33	22 16	81	9	11	4	1	-15


Technical Fouls: Bench 2nd 6:03

Georgia Tech - 61

Record: 4-4

NO. Name	Min	FG M-A	3P M-A	FT M-A	Rebounds OR DR TOT	Fouls PF FD	TP	AS	TO	ST	Blocks BS BA	+/-
11 Baye Ndongo	F 13:42	2-5	0-0	0-0	0 4 4	5 0 4	0	2	0	0	0	10
45 Doryan Onwuchekwa	G 28:21	0-3	0-3	1-2	2 3 5	4 1 1	0	1	2	3	0	-14
0 Lance Terry	G 37:07	5-14	3-7	1-1	1 2 3	1 2 14	0	2	0	0	1	-15
1 Naithan George	G 37:37	3-8	0-4	2-3								

2024-25 BOX SCORES



Official Basketball Box Score - Final

Georgia Tech at North Carolina

12/07/24 Dean Smith Center, Chapel Hill

2024-25 Men's Basketball

Game Time: 2:00 PM

Game Duration: 2:11

Attendance: 19,026

Officials: Ron Groover, Jeffery Clark, Jemel Spearman

Georgia Tech - 65

Record: 4-5 (0-1)

NO.	Name	Min	FG	3P	FT	Rebounds	Fouls	TP	AS	TO	ST	Blocks	BS	BA	+/-	Shooting By Period		
			M-A	M-A	M-A	OR DR TOT	PF FF TOT									1st	FG%	12-35 34.3%
11	Baye Ndongo	F 34:36	7-13	0-1	5-10	3 9 12	2 6 19	1	1	1	0	1	0	1	0	1	3PT%	4-11 36.4%
45	Doryan Onwuchekwa	C 18:43	1-5	1-2	0-0	1 3 4	4 1 3	1	0	0	1	0	1	0	5	0	FT%	2-4 50%
0	Lance Terry	G 38:11	5-19	5-13	7-8	1 3 4	4 6 22	2	2	2	1	0	0	-2		2nd	FG%	8-29 27.6%
1	Naithan George	G 39:02	4-14	2-6	2-2	1 7 8	1 1 12	4	5	2	1	1	4	-4		3PT%	4-16 25.0%	
9	Luke O'Brien	G 13:28	0-2	0-2	0-0	0 0 0	0 0 3	0	0	0	1	0	0	-7		FT%	15-20 75%	
3	Jaeden Mustaf	31:32	2-7	0-1	2-2	2 2 4	4 3 3	6	1	4	0	0	1	5		GM FG%	20-64 31.3%	
31	Duncan Powell	21:03	1-4	0-2	1-2	1 1 2	2 1 3	0	1	2	1	0	0	-8		3PT%	8-27 29.6%	
30	Ibrahim Souare	03:25	0-0	0-0	0-0	0 0 0	0 0 0	0	0	0	0	0	0	-5		FT%	17-24 70.8%	
Team																Dead Ball Rebounds: 4 0		
Totals																20-64 8-27 17-24 11 26 37 20 18 65 9 14 5 4 2 3		
Technical Fouls: NONE																		


North Carolina - 68

Record: 5-4 (1-0)

NO.	Name	Min	FG	3P	FT	Rebounds	Fouls	TP	AS	TO	ST	Blocks	BS	BA	+/-	Shooting By Period		
			M-A	M-A	M-A	OR DR TOT	PF FF TOT									1st	FG%	12-27 44.4%
22	Ven-Allen Lubin	F 16:06	2-2	0-0	1-3	2 6 8	5 2 5	0	0	1	1	1	0	3		3PT%	3-13 23.1%	
3	Elliot Cadeau	G 28:28	4-13	1-6	0-0	1 5 6	2 3 9	4	4	7	3	1	0	8		FT%	4-6 66.7%	
4	RJ Davis	G 37:59	5-15	2-8	4-5	1 6 7	3 16 3	16	3	2	2	0	2	2		2nd	FG%	11-32 34.4%
7	Seth Trimble	G 33:37	5-8	1-1	8-9	3 4 7	2 6 19	0	0	4	0	0	0	9		3PT%	2-11 18.2%	
9	Drake Powell	G 14:37	0-2	0-2	0-0	0 1 1	2 1 0	0	1	2	0	0	0	-7		FT%	13-15 86.7%	
13	Jalen Washington	19:50	1-2	0-0	0-0	1 5 6	1 1 2	0	2	0	1	0	0	6		GM FG%	23-59 39.0%	
11	Ian Jackson	26:42	5-14	1-4	4-4	1 1 2	2 15 1	1	1	0	0	2	-2		3PT%	5-24 20.8%		
24	Jae'Lyn Withers	16:29	1-4	0-2	0-0	0 6 6	2 2 2	1	3	0	0	0	0	-9		FT%	17-21 81.0%	
5	Cade Tyson	04:55	0-1	0-1	0-0	0 0 0	0 0 0	0	0	0	0	0	0	9		Dead Ball Rebounds: 1 1		
2	James Brown	01:16	0-0	0-0	0-0	0 0 0	0 0 0	0	0	0	0	0	0	-4				
Team																		
Totals																23-59 5-24 17-21 13 35 48 18 20 68 10 18 11 2 4 3		
Technical Fouls: NONE																		

Biggest lead	GT UNC		Points from Turnovers	GT UNC	Period by Period Scoring			
	1st	2nd			TOT			
Best Scoring Run	8 (1 st 12:00) 7 (2 nd 1:11)		Paint	22	34			
Lead Changes	9		Second Chance	15	11			
Times Tied	12		Past Breaks	5	16			
Time with Lead	13:57	22:17	Bench	9	19			
					GT	31	37	68
					UNC	31	37	68

2024-25 BOX SCORES



Official Basketball Box Score - Final

Alabama A&M at Georgia Tech

12/28/24 McCamish Pavilion, Atlanta

2024-25 Men's Basketball

Game Time: 2:00 PM

Game Duration: 2:40

Attendance: 4,430

Alabama A&M - 49

Record: 4-9

NO. Name	Min	FG M-A	3P M-A	FT M-A	Rebounds OR DR TOT	Fouls PF FD	TP	AS	TO	ST	Blocks BS BA	+/-	Shooting By Period	
7 Saliou Seye	F 10:25	1-3	0-1	0-0	1 0 1	2 3 2	0	2	0	0	0	-13	1 st FG%	9-35 25.7%
23 Chad Moodle	F 23:05	0-8	0-0	1-4	3 1 4	2 3 1	0	2	0	1	3	-18	3PT%	4-14 28.6%
0 AC Bryant	G 19:15	4-10	2-6	1-2	1 4 5	1 2 11	0	2	1	0	1	-20	FT%	3-5 60%
4 Quincy McGriff	G 21:28	3-10	1-5	0-0	0 2 2	0 0 0	7	2	3	0	0	-34	2 nd FG%	6-37 16.2%
22 Lorenzo Downey	G 18:04	0-5	0-3	0-0	1 0 1	0 0 0	0	1	1	2	1	-21	3PT%	4-19 21.1%
5 London Riley	21:08	3-7	3-6	0-0	0 1 1	1 0 0	9	1	0	2	0	-9	FT%	8-12 66.7%
55 Aaron Smith	16:02	0-5	0-1	0-0	2 4 6	3 1 0	0	0	1	1	0	-2	GMFG%	15-72 20.8%
2 Bilal Abdur-Rahman	15:54	2-8	1-4	6-7	0 2 2	1 3 11	4	1	1	0	1	-16	3PT%	8-33 24.2%
30 Darius Ford	13:17	1-3	0-2	0-0	0 1 1	0 1 2	1	2	1	0	0	-14	FT%	11-17 64.7%
13 Angok Anyang	11:35	0-3	0-0	2-2	3 1 4	3 2 2	1	0	1	0	0	-4	Dead Ball Rebounds: 6, 1	
34 Bol Kuir	05:54	0-2	0-0	0-0	2 0 2	1 0 0	0	0	0	1	0	-8		
10 Clance Crosby	09:20	0-3	0-0	1-2	4 0 4	2 1 1	1	1	2	1	0	-20		
12 Warren Yeh	07:42	0-2	0-2	0-0	0 0 0	0 0 0	1	0	0	1	0	-10		
6 Jaylen Colon	06:02	1-3	1-3	0-0	0 0 0	0 0 0	1	3	0	0	1	-7		
14 Ademola Olatipo	00:49	0-0	0-0	0-0	0 1 1	0 0 0	0	0	0	0	0	-2		
Team					3 2 5		0	1						
Totals	15:72	8-33	11-17	20 19 39	17 17	49	11	19	11	2 8	4	-43		

Technical Fouls: NONE


Georgia Tech - 92

Record: 6-7

NO. Name	Min	FG M-A	3P M-A	FT M-A	Rebounds OR DR TOT	Fouls PF FD	TP	AS	TO	ST	Blocks BS BA	+/-	Shooting By Period	
11 Baye Ndongo	F 18:49	4-5	0-0	2-4	2 4 6	4 3 10	4	6	3	1	0	16	1 st FG%	18-30 60.0%
12 Ryan Mutombo	C 10:56	1-1	0-0	0-0	2 0 2	0 0 0	2	1	1	0	0	7	3PT%	6-13 46.2%
0 Lance Terry	G 32:17	8-14	5-8	1-2	0 3 3	0 1 22	2	1	1	0	0	39	FT%	8-11 72.7%
1 Nathaniel George	G 32:31	2-8	0-4	0-0	1 5 6	3 1 4	9	3	1	1	0	39	2 nd FG%	15-31 48.4%
3 Jaeden Mustaf	G 26:47	4-7	1-2	4-4	1 6 7	3 3 13	6	2	5	0	0	27	3PT%	4-8 50.0%
31 Duncan Powell	23:29	2-2	1-1	1-2	0 7 7	2 1 6	2	1	0	2	0	29	FT%	8-10 80%
2 Javian McCollum	15:54	5-11	3-6	5-5	0 1 1	2 4 18	2	2	1	0	1	27	GMFG%	33-61 54.1%
0 Ibrahim Souare	19:00	4-5	0-0	0-0	3 3 6	3 2 8	0	0	0	2	1	21	3PT%	10-21 47.6%
10 Darrion Sutton	13:25	0-1	0-0	3-4	0 4 4	0 2 3	1	0	2	1	0	4	FT%	16-21 76.2%
33 Marcos San Miguel	03:26	2-5	0-0	0-0	0 0 0	0 0 4	0	0	1	0	0	3	Dead Ball Rebounds: 3, 0	
35 Emmer Nichols	03:26	1-2	0-0	0-0	1 1 2	0 0 0	2	0	1	0	1	3		
Team					0 3 3		0	1						
Totals	33:61	10-21	16-21	10 37 47	17 17	92	27	19	13	8 2	4	43		

Technical Fouls: NONE

	AAMU	GaTech	Points from	AAMU	GaTech	Period by Period Scoring
Biggest lead	2 (1 st 17:08)	43 (2 nd 1:59)	Turnovers	13	20	1st 2nd TOT
Best Scoring Run	6 (2 nd 13:49)	12 (1 st 6:30)	Paint	10	42	AAMU
Lead Changes	4		Second Chance	13	14	50 24 49
Times Tied	3		Fast Breaks	14	20	GaTech
Time with Lead	00:33	36:59	Bench	28	41	50 42 92



Official Basketball Box Score - Final

Notre Dame at Georgia Tech

12/31/24 McCamish Pavilion, Atlanta

2024-25 Men's Basketball

Game Time: 2:30 PM

Game Duration: 2:07

Attendance: 4,914

Notre Dame - 75

Record: 7-6 (1-1)

NO. Name	Min	FG M-A	3P M-A	FT M-A	Rebounds OR DR TOT	Fouls PF FD	TP	AS	TO	ST	Blocks BS BA	+/-	
7 Tae Davis	F 34:09	9-16	0-2	9-10	4 3 7	3 8 7	27	3	1	0	0	3	-5
14 Kebba Njie	F 20:24	1-3	0-0	2-2	3 1 4	2 3 4	0	0	3	0	0	0	-11
1 Julian Roper II	G 21:53	1-5	0-2	0-0	5 1 6	2 0 0	2	2	0	0	0	0	-14
11 Braden Shrewsbury	G 33:59	4-11	4-6	0-0	2 2 2	1 0 0	12	2	1	1	0	0	-8
11 Matt Allocco	G 37:05	6-13	2-4	1-2	1 1 2	4 2 15	7	2	1	1	1	1	-5
20 J.R. Konieczny	29:50	2-6	2-5	0-0	1 4 5	3 1 0	6	2	1	1	1	0	5
25 Nikita Konstantynovskiy	10:15	3-4	0-0	0-0	0 2 2	1 0 0	6	0	0	0	0	0	-7
2 Logan Iimes	06:34	0-3	0-1	0-0	0 0 0	0 0 0	0	0	1	0	0	0	-4
21 Burke Chebuhar	02:55	0-0	0-0	0-0	0 0 0	0 0 0	1	0	1	0	0	0	-6
4 Sir Mohammed	02:56	1-1	1-1	0-0	0 0 0	0 0 0	3	0	1	0	0	0	0
Team					0 1 1		0	0					
Totals	27:62	9-21	12-14	14 15 29	17 14	75	17	10	3 2 4	-11			

Technical Fouls: NONE

Georgia Tech - 86

Record: 7-7 (1-2)


NO. Name	Min	FG M-A	3P M-A	FT M-A	Rebounds OR DR TOT	Fouls PF FD	TP	AS	TO	ST	Blocks BS BA	+/-	
11 Baye Ndongo	F 20:19	4-4	0-0	2-4	2 4 6	5 2 10	1	3	0	1	0	7	-5
12 Ryan Mutombo	C 12:09	1-1	0-0	0-0	1 2 3	0 1 2	0	0	0	0	0	0	9
0 Lance Terry	G 36:43	5-6	2-3	2-4	1 1 2	0 2 14	0	0	0	2	0	0	17
1 Nathanael George	G 36:43	5-9	1-3	0-0	0 5 5	1 1 11	6	2	0	1	0	2	1
3 Jaeden Mustaf	G 23:45	1-5	0-0	3-4	1 4 5	3 4 5	2	0	0	0	0	0	1
2 Javian McCollum	34:35	7-13	2-6	5-5	0 1 1	0 2 21	6	1	3	0	1	9	9
10 Ibrahim Souare	13:44	1-2	0-0	0-0	0 1 1	1 1 2	0	0	0	1	0	1	-1
31 Duncan Powell	27:07	6-13	3-8	6-8	1 2 3	3 5 21	2	1	0	1	1	1	11
Team					3 1 4		0	1					
Totals	30:53	8-20	19-25	9 21 30	14 17	86	17	8	5 4 2	11			

Technical Fouls: NONE

	ND		GaTech	Points from Turnovers	ND	GaTech	Period by Period Scoring			
	1 (1 st 12:25)	19 (1 st 0:11)	1 st				2 nd	3 rd	TOT	
Best Scoring Run	11 (2 nd 12:32)	8 (1 st 9:35)		Paint	36	38	ND	24	51	75
Lead Changes	2			Second Chance	15	13				
Times Tied	1			Fast Breaks	3	12				
Time with Lead	00:21	38:07		Bench	15	44	GaTech	43	43	86



2024-25 BOX SCORES



Georgia Tech at SMU

01/11/25 Moody Coliseum, Dallas, Texas
2024-25 Men's Basketball

Georgia Tech - 71

Record: 8-9 (2-4)

Shooting By Period

1st FG%	7-24	29.2%
3PT%	1-7	14.3%
FT%	4-4	100%
2nd FG%	20-35	57.1%
3PT%	8-16	50.0%
FT%	4-10	40%
GM FG%	27-59	45.8%
3PT%	9-23	39.1%
FT%	8-14	57.1%

Dead Ball Rebounds: 2, 0

Georgia Tech - 71

Record: 8-9 (2-4)

Shooting By Period

1st FG%	7-24	29.2%
3PT%	1-7	14.3%
FT%	4-4	100%
2nd FG%	20-35	57.1%
3PT%	8-16	50.0%
FT%	4-10	40%
GM FG%	27-59	45.8%
3PT%	9-23	39.1%
FT%	8-14	57.1%

Dead Ball Rebounds: 2, 0

SMU - 93

Record: 12-4 (3-2)

Shooting By Period

1st FG%	19-34	55.9%
3PT%	8-14	57.1%
FT%	4-7	57.1%
2nd FG%	16-36	44.4%
3PT%	6-14	42.9%
FT%	5-8	62.5%
GM FG%	35-70	50.0%
3PT%	14-25	56.0%
FT%	9-15	60.0%

Dead Ball Rebounds: 2, 1

SMU - 93

Record: 12-4 (3-2)

Shooting By Period

1st FG%	19-34	55.9%
3PT%	8-14	57.1%
FT%	4-7	57.1%
2nd FG%	16-36	44.4%
3PT%	6-14	42.9%
FT%	5-8	62.5%
GM FG%	35-70	50.0%
3PT%	14-25	56.0%
FT%	9-15	60.0%

Dead Ball Rebounds: 2, 1

SMU - 93

Record: 12-4 (3-2)

Shooting By Period

1st FG%	19-34	55.9%
3PT%	8-14	57.1%
FT%	4-7	57.1%
2nd FG%	16-36	44.4%
3PT%	6-14	42.9%
FT%	5-8	62.5%
GM FG%	35-70	50.0%
3PT%	14-25	56.0%
FT%	9-15	60.0%

Dead Ball Rebounds: 2, 1

SMU - 93

Record: 12-4 (3-2)

Shooting By Period

1st FG%	19-34	55.9%
3PT%	8-14	57.1%
FT%	4-7	57.1%
2nd FG%	16-36	44.4%
3PT%	6-14	42.9%
FT%	5-8	62.5%
GM FG%	35-70	50.0%
3PT%	14-25	56.0%
FT%	9-15	60.0%

Dead Ball Rebounds: 2, 1

SMU - 93

Record: 12-4 (3-2)

Shooting By Period

1st FG%	19-34	55.9%
3PT%	8-14	57.1%
FT%	4-7	57.1%
2nd FG%	16-36	44.4%
3PT%	6-14	42.9%
FT%	5-8	62.5%
GM FG%	35-70	50.0%
3PT%	14-25	56.0%
FT%	9-15	60.0%

Dead Ball Rebounds: 2, 1

SMU - 93

Record: 12-4 (3-2)

Shooting By Period

1st FG%	19-34	55.9%
3PT%	8-14	57.1%
FT%	4-7	57.1%
2nd FG%	16-36	44.4%
3PT%	6-14	42.9%
FT%	5-8	62.5%
GM FG%	35-70	50.0%
3PT%	14-25	56.0%
FT%	9-15	60.0%

Dead Ball Rebounds: 2, 1

SMU - 93

Record: 12-4 (3-2)

Shooting By Period

1st FG%	19-34	55.9%
3PT%	8-14	57.1%
FT%	4-7	57.1%
2nd FG%	16-36	44.4%
3PT%	6-14	42.9%
FT%	5-8	62.5%
GM FG%	35-70	50.0%
3PT%	14-25	56.0%
FT%	9-15	60.0%

Dead Ball Rebounds: 2, 1

SMU - 93

Record: 12-4 (3-2)

Shooting By Period

1st FG%	19-34	55.9%
3PT%	8-14	57.1%
FT%	4-7	57.1%
2nd FG%	16-36	44.4%
3PT%	6-14	42.9%
FT%	5-8	62.5%
GM FG%	35-70	50.0%
3PT%	14-25	56.0%
FT%	9-15	60.0%

Dead Ball Rebounds: 2, 1

SMU - 93

Record: 12-4 (3-2)

Shooting By Period

1st FG%	19-34	55.9%
3PT%	8-14	57.1%
FT%	4-7	57.1%
2nd FG%	16-36	44.4%
3PT%	6-14	42.9%
FT%	5-8	62.5%
GM FG%	35-70	50.0%
3PT%	14-25	56.0%
FT%	9-15	60.0%

Dead Ball Rebounds: 2, 1

SMU - 93

Record: 12-4 (3-2)

Shooting By Period

1st FG%	19-34	55.9%
3PT%	8-14	57.1%
FT%	4-7	57.1%
2nd FG%	16-36	44.4%
3PT%	6-14	42.9%
FT%	5-8	62.5%
GM FG%	35-70	50.0%
3PT%	14-25	56.0%
FT%	9-15	60.0%

Dead Ball Rebounds: 2, 1

SMU - 93

Record: 12-4 (3-2)

Shooting By Period

1st FG%	19-34	55.9%
3PT%	8-14	57.1%
FT%	4-7	57.1%
2nd FG%	16-36	44.4%
3PT%	6-14	42.9%
FT%	5-8	62.5%
GM FG%	35-70	50.0%
3PT%	14-25	56.0%
FT%	9-15	60.0%

Dead Ball Rebounds: 2, 1

SMU - 93

Record: 12-4 (3-2)

Shooting By Period

1st FG%	19-34	55.9%
3PT%	8-14	57.1%
FT%	4-7	57.1%
2nd FG%	16-36	44.4%
3PT%	6-14	42.9%
FT%	5-8	62.5%
GM FG%	35-70	50.0%
3PT%	14-25	56.0%
FT%	9-15	60.0%

Dead Ball Rebounds: 2, 1

SMU - 93

Record: 12-4 (3-2)

Shooting By Period

1st FG%	19-34	55.9%
3PT%	8-14	57.1%
FT%	4-7	57.1%
2nd FG%	16-36	44.4%
3PT%	6-14	42.9%
FT%	5-8	62.5%
GM FG%	35-70	50.0%
3PT%	14-25	56.0%
FT%	9-15	60.0%

Dead Ball Rebounds: 2, 1

SMU - 93

Record: 12-4 (3-2)

Shooting By Period

1st FG%	19-34	55.9%
3PT%	8-14	57.1%
FT%	4-7	57.1%
2nd FG%	16-36	44.4%
3PT%	6-14	42.9%
FT%	5-8	62.5%
GM FG%	35-70	50.0%
3PT%	14-25	56.0%
FT%	9-15	60.0%

Dead Ball Rebounds: 2, 1

SMU - 93

Record: 12-4 (3-2)

Shooting By Period

1st FG%	19-34	55.9%
3PT%	8-14	57.1%
FT%	4-7	57.1%
2nd FG%	16-36	44.4%
3PT%	6-14	42.9%
FT%	5-8	62.5%
GM FG%	35-70	50.0%
3PT%	14-25	56.0%
FT%	9-15	60.0%

Dead Ball Rebounds: 2, 1

SMU - 93

Record: 12-4 (3-2)

Shooting By Period

1st FG%	19-34	55.9%
3PT%	8-14	57.1%
FT%	4-7	57.1%
2nd FG%	16-36	44.4%
3PT%	6-14	42.9%
FT%	5-8	62.5%
GM FG%	35-70	50.0%
3PT%	14-25	56.0%
FT%	9-15	60.0%

Dead Ball Rebounds: 2, 1

SMU - 93

Record: 12-4 (3-2)

Shooting By Period

1st FG%	19-34	55.9%
3PT%	8-14	57.1%
FT%	4-7	57.1%
2nd FG%	16-36	44.4%
3PT%	6-14	42.9%
FT%	5-8	62.5%
GM FG%	35-70	50.0%
3PT%	14-25	56.0%
FT%	9-15	60.0%

Dead Ball Rebounds: 2, 1

SMU - 93

Record: 12-4 (3-2)

Shooting By Period

1st FG%	19-34	55.9%
3PT%	8-14	57.1%
FT%	4-7	57.1%
2nd FG%	16-36	44.4%
3PT%	6-14	42.9%
FT%	5-8	62.5%
GM FG%	35-70	50.0%
3PT%	14-25	56.0%
FT%	9-15	60.0%

Dead Ball Rebounds: 2, 1

SMU - 93

Record: 12-4 (3-2)

Shooting By Period

1st FG%	19-34	55.9%
3PT%	8-14	57.1%
FT%	4-7	57.1%
2nd FG%	16-36	44.4%
3PT%	6-14	42.9%
FT%	5-8	62.5%
GM FG%	35-70	50.0%
3PT%	14-25	56.0%
FT%	9-15	60.0%

Dead Ball Rebounds: 2, 1

SMU - 93

Record: 12-4 (3-2)

Shooting By Period

1st FG%	19-34	55.9%
3PT%	8-14	57.1%
FT%	4-7	57.1%
2nd FG%	16-36	44.4%
3PT%	6-14	42.9%
FT%	5-8	62.5%
GM FG%	35-70	50.0%
3PT%	14-25	56.0%
FT%	9-15	60.0%

Dead Ball Rebounds: 2, 1

SMU - 93

Record: 12-4 (3-2)

Shooting By Period

1st FG%	19-34	55.9%
3PT%	8-14	57.1%
FT%	4-7	57.1%
2nd FG%	16-36	44.4%
3PT%	6-14	42.9%
FT%	5-8	62.5%
GM FG%	35-70	50.0%
3PT%	14-25	56.0%
FT%	9-15	60.0%

Dead Ball Rebounds: 2, 1

SMU - 93

Record: 12-4 (3-2)

Shooting By Period

1st FG%	19-34	55.9%
3PT%	8-14	57.1%
FT%	4-7	57.1%
2nd FG%	16-36	44.4%
3PT%	6-14	42.9%
FT%	5-8	62.5%
GM FG%	35-70	50.0%
3PT%	14-25	56.0%
FT%	9-15	60.0%

Dead Ball Rebounds: 2, 1

SMU - 93

Record: 12-4 (3-2)

Shooting By Period

1st FG%	19-34	55.9%
3PT%	8-14	57.1%
FT%	4-7	57.1%
2nd FG%	16-36	44.4%
3PT%	6-14	42.9%
FT%	5-8	62.5%
GM FG%	35-70	50.0%
3PT%	14-25	56.0%
FT%	9-15	60.0%

Dead Ball Rebounds: 2, 1

SMU - 93

Record: 12-4 (3-2)

Shooting By Period

1st FG%	19-34	55.9%
3PT%	8-14	57.1%
FT%	4-7	57.1%
2nd FG%	16-36	44.4%
3PT%	6-14	42.9%
FT%	5-8	62.5%
GM FG%	35-70	50.0%
3PT%	14-25	56.0%
FT%	9-15	60.0%

Dead Ball Rebounds: 2, 1

SMU - 93

Record: 12-4 (3-2)

Shooting By Period

1st FG%	19-34	55.9%
3PT%	8-14	57.1%
FT%	4-7	57.1%
2nd FG%	16-36	44.4%
3PT%	6-14	42.9%
FT%	5-8	62.5%
GM FG%	35-70	50.0%
3PT%	14-25	56.0%
FT%	9-15	60.0%

Dead Ball Rebounds: 2, 1

SMU - 93

Record: 12-4 (3-2)

Shooting By Period

1st FG%	19-34	55.9%
3PT%	8-14	57.1%
FT%	4-7	57.1%
2nd FG%	16-36	44.4%
3PT%	6-14	42.9%
FT%	5-8	62.5%
GM FG%	35-70	50.0%
3PT%	14-25	56.0%
FT%	9-15	60.0%

Dead Ball Rebounds: 2, 1

SMU - 93

Record: 12-4 (3-2)

Shooting By Period

1st FG%	19-34	55.9%
3PT%	8-14	57.1%
FT%	4-7	57.1%
2nd FG%	16-36	44.4%
3PT%	6-14	42.9%
FT%	5-8	62.5%
GM FG%	35-70	50.0%
3PT%	14-25	56.0%
FT%	9-15	60.0%

Dead Ball Rebounds: 2, 1

SMU - 93

Record: 12-4 (3-2)

Shooting By Period

1st FG%	19-34	55.9%
3PT%	8-14	57.1%
FT%	4-7	57.1%
2nd FG%	16-36	44.4%
3PT%	6-14	42.9%
FT%	5-8	62.5%
GM FG%	35-70	50.0%
3PT%	14-25	56.0%
FT%	9-15	60.0%

Dead Ball Rebounds: 2, 1

SMU - 93

Record: 12-4 (3-2)

Shooting By Period

1st FG%	19-34	55.9%
3PT%	8-14	57.1%
FT%	4-7	57.1%
2nd FG%	16-36	44.4%
3PT%	6-14	42.9%
FT%	5-8	62.5%
GM FG%	35-70	50.0%
3PT%	14-25	56.0%
FT%	9-15	60.0%

Dead Ball Rebounds: 2, 1

SMU - 93

Record: 12-4 (3-2)

Shooting By Period

1st FG%	19-34	55.9%
3PT%	8-14	57.1%
FT%	4-7	57.1%
2nd FG%	16-36	44.4%
3PT%	6-14	42.9%
FT%	5-8	62.5%
GM FG%	35-70	50.0%
3PT%	14-25	56.0%
FT%	9-15	60.0%

Dead Ball Rebounds: 2, 1

SMU - 93

Record: 12-4 (3-2)

Shooting By Period

1st FG%	19-34	55.9%
3PT%	8-14	57.1%
FT%	4-7	57.1%
2nd FG%	16-36	44.4%
3PT%	6-14	42.9%
FT%	5-8	62.5%
GM FG%	35-70	50.0%
3PT%	14-25	56.0%
FT%	9-15	60.0%

Dead Ball Rebounds: 2, 1

SMU - 93

Record: 12-4 (3-2)

Shooting By Period

1st FG%	19-34	55.9%
3PT%	8-14	57.1%
FT%	4-7	57.1%
2nd FG%	16-36	44.4%
3PT%	6-14	42.9%
FT%	5-8	62.5%
GM FG%	35-70	50.0%
3PT%	14-25	56.0%
FT%	9-15	60.0%


Dead Ball Rebounds: 2, 1

SMU - 93

Record: 12-4 (3-2)

Shooting By Period

1st FG%	19-34	55.9%
3PT%	8-14	57.1%
FT%	4-7	57.1%
2nd FG%	16-36	44.4%
3PT%	6-14	42.9%
FT%	5-8	62.5%
GM FG%	35-70	50.0%
3PT		



Official Basketball Box Score - Final
Clemson at Georgia Tech
01/14/25 McCamish Pavilion, Atlanta
2024-25 Men's Basketball

Game Time: 5:00 PM
Game Duration: 2:06
Attendance: 4,047

Clemson - 70

Record: 14-4 (6-1)

NO. Name	Min	FG M-A	3P M-A	FT M-A	Rebounds OR DR TOT	Fouls PF FD	TP	AS	TO	ST	Blocks BS BA	+/-	Shooting By Period		
0 Viktor Lakhin	F 35:27	4-9	0-4	2-4	0 6 6	1 5 10	4	3	0	1	0	13	1 st FG%	14-31	45.2%
4 Ian Schieffelin	F 36:02	5-8	2-4	4-6	2 5 7	2 4 16	6	0	4	1	0	8	3PT%	3-10	30.0%
7 Chauncey Wiggins	F 25:22	3-5	1-1	0-0	1 2 3	3 1 7	0	3	0	0	1	5	FT%	5-6	83.3%
1 Chase Hunter	G 35:46	3-9	2-5	6-6	0 1 1	3 4 14	3	1	1	1	0	9	2 nd FG%	9-21	42.9%
11 Jaeden Zackery	G 33:01	7-12	3-5	4-4	0 6 6	3 2 21	1	2	3	0	1	10	3PT%	5-13	38.5%
2 Dillon Hunter	20:03	1-5	0-3	0-0	1 3 4	3 1 2	0	0	0	0	0	13	GMFG%	23-52	44.2%
10 Del Jones	06:59	0-3	0-1	0-0	0 2 2	2 0 0	2	0	0	0	0	1	FT%	11-14	78.6%
14 Christian Reeves	03:22	0-0	0-0	0-0	0 2 2	0 0 0	0	0	0	0	1	-5	3PT%	8-23	34.8%
3 Jake Heidbreder	03:58	0-1	0-0	0-0	0 0 0	1 0 0	0	0	0	0	0	1	FT%	16-20	80.0%
Team					1 0 1	0	0	0					Dead Ball Rebounds: 3, 0		
Totals		23-52	8-23	16-20	5 27 32	18 17 70	16	9	8	4	2	11			

Georgia Tech - 59

Record: 8-10 (2-5)

NO. Name	Min	FG M-A	3P M-A	FT M-A	Rebounds OR DR TOT	Fouls PF FD	TP	AS	TO	ST	Blocks BS BA	+/-	Shooting By Period		
11 Baye Ndongo	F 37:49	5-11	1-2	3-5	4 8 12	3 3 14	1	2	3	1	0	-11	1 st FG%	7-23	30.4%
30 Ibrahim Souare	F 21:29	0-1	0-0	0-0	2 4 6	4 0 0	0	0	0	1	0	-8	3PT%	2-10	20.0%
31 Duncan Powell	F 34:33	3-12	1-5	2-2	2 5 7	5 2 9	0	1	0	0	1	-13	FT%	9-11	81.8%
1 Naithan George	G 37:27	5-11	3-6	0-1	1 2 3	3 4 13	4	5	0	0	0	-12	2 nd FG%	12-31	38.7%
2 Javian McCollum	G 37:59	3-11	1-4	4-4	0 0 0	1 3 11	5	2	1	0	1	-13	3PT%	5-10	50.0%
3 Jaeden Mustaf	25:51	3-8	1-3	5-7	0 2 2	1 6 12	0	3	1	0	2	-1	FT%	5-8	62.5%
12 Ryan Mutombo	04:53	0-0	0-0	0-0	0 2 2	0 0 0	0	0	1	0	0	3	GMFG%	19-54	35.2%
Team					3 1 4	0	1						FT%	7-20	35.0%
Totals		19-54	7-20	14-19	12 24 36	17 18 59	10	14	6	2	4	-11	Dead Ball Rebounds: 1, 1		

Technical Fouls: NONE

CL		GaTech		Points from		CL		GaTech		Period by Period Scoring		
Biggest lead		19 (2 nd 8:27)		0 (1 st 20:00)		Turnovers		15 11				
Best Scoring Run		6 (1 st 14:20)		9 (2 nd 2:30)		Paint		28 20				
Lead Changes		0				Fast Breaks		7 6				
Times Tied		0				Bench		6 8				
Time with Lead		39:36		00:00				2 12				
										GaTech 25 34 59		
										CL 36 34 70		

2024-25 BOX SCORES

NCAA

®

Game Time: 4:00 PM
Game Date: 2/24/2024

California at Georgia Tech
02/15/25 McCamish Pavilion, Atlanta
2024-25 Men's Basketball

Officials: Ted Venetian, Clarence Armstrong, Adam F.

California - 88

Record: 12-14 (5-10)

NO.	Name		Min	FG		3P		FT		Rebounds		Fouls		TP	AS	TO	ST	Blocks		+/-	
				M-A	M-A	M-A	M-A	O-R	DR	TOT	P-F	F-D	B-S					B-A			
31	Rylys Petratis	F	32:10	4-8	2-5	2-2	1	4	5	4	2	12	2	0	1	0	1	0	0	1	
12	Madry Sissoko	C	29:51	4-7	0-0	2-2	5	6	11	2	3	10	0	2	1	2	0	4	0	0	
0	Jeremiah Wilkinson	G	36:32	8-18	4-7	5-5	1	0	1	2	3	25	2	2	1	0	1	0	1	2	
2	Andrej Stojakovic	G	39:34	8-13	4-5	2-2	0	2	2	4	1	22	2	6	4	0	1	0	1	6	
10	Jovan Blacksher Jr.	G	21:38	0-6	0-3	0-0	0	0	0	0	1	1	0	4	0	1	0	1	4	0	
34	Lee Dort		15:09	3-3	0-0	0-0	2	6	8	1	0	6	2	0	0	0	0	0	0	-6	
3	DJ Campbell		29:34	4-5	2-3	0-0	0	2	2	1	0	10	4	2	0	0	0	0	0	-6	
22	Christian Tucker		04:33	0-1	0-0	0-0	0	0	0	0	1	0	0	0	3	0	0	0	0	-5	
1	Joshua Ola-Joseph		12:35	1-2	1-2	0-2	1	1	2	0	1	3	0	0	0	0	0	0	0	-10	
7	Spencer Mahoney		03:24	0-1	0-1	0-0	0	0	0	0	0	1	0	1	0	0	0	0	1	1	
Team								2	1	3				0		0					
Totals				32-64	13-26	11-13	12	22	34	17	11	88	17	15	8	2	4	-2			

Dead Ball Rebounds: 1-0

Technical Fouls: NONE

Georgia Tech - 90

Record: 13-13 (7-8)

NO.	Name		Min	FG		3P		FT		Rebounds		Fouls		TP	AS	TO	ST	Blocks		+/-	
				M-A	M-A	M-A	M-A	O-R	DR	TOT	P-F	F-D	B-S					B-A			
11	Baye Ndongo	F	38:57	11-14	1-1	3-6	8	5	13	1	9	26	1	3	1	1	0	0	0	0	
30	Ibrahim Square	F	21:12	1-2	0-0	0-2	1	4	5	1	2	2	1	1	0	1	0	4	0	4	
31	Duncan Powell	F	42:17	7-11	3-4	2-2	2	4	6	3	2	19	0	3	1	0	0	1	0	1	
0	Lance Terry	G	38:53	4-10	1-5	0-0	0	1	1	1	0	9	2	0	0	0	0	0	8	3	
1	Nathan George	G	44:57	9-19	5-8	3-3	0	3	3	3	3	26	8	5	1	1	1	1	0	0	
3	Jaden Mustaf		38:25	3-8	1-2	1-2	0	1	1	1	1	8	4	2	4	1	1	5	0	0	
10	Darrion Sutton		13:20	0-0	0-0	0-0	0	0	1	1	1	0	0	1	0	0	0	0	0	0	
Team								0	2	2				0		0					
Totals				35-64	11-20	9-15	11	21	32	11	17	90	17	14	7	4	2	2			

Dead Ball Rebounds: 2-0

Technical Fouls: NONE

Biggest Lead	Cal		GT	Points from	Cal	GT	Period by Period Scoring				
	5 (1st OT 2:46)	9 (1st 2:46)	Turnovers		11	23	Cal	34	45	9	88
			Paint		34	40					
Lead Changes	13			Second Chance	20		18				
Times Tied	14			Fast Breaks	20		11				
Time with Lead	14:22		20:44	Bench	19		8				



MISCELLANEOUS

Starting Lineups

Date	Opponent	Result	F	F	C	G	G	Lineup#	Record
N6	WEST GEORGIA	W, 85-62	Reeves Jr.	O'Brien	Ndongo	McCollum	George	1	1-0
N10	NORTH FLORIDA	L, 93-105	Reeves Jr.	O'Brien	Ndongo	McCollum	George	1	1-1
N12	TEXAS SOUTHERN	W, 81-62	Reeves Jr.	Ndongo	Ornwuchekwa	McCollum	George	2	1-0
N15	GEORGIA	L, 69-77	Reeves Jr.	Ndongo	Ornwuchekwa	McCollum	George	2	1-1
N23	CINCINNATI	L, 58-81	Reeves Jr.	Ndongo	Ornwuchekwa	McCollum	George	2	1-2
N27	CHARLESTON SOUTHERN	W, 91-67	Reeves Jr.	Ndongo	Ornwuchekwa	Terry	George	3	1-0
N30	CENTRAL ARKANSAS	W, 87-68	O'Brien	Ndongo	Ornwuchekwa	Terry	George	4	1-0
D3	at Oklahoma	L, 61-76	O'Brien	Ndongo	Ornwuchekwa	Terry	George	4	1-1
D7	at North Carolina	L, 65-68	O'Brien	Ndongo	Ornwuchekwa	Terry	George	4	1-2
D15	vs. Northwestern	L, 60-71	O'Brien	Ndongo	Ornwuchekwa	Terry	George	4	1-3
D18	UMBC	W, 91-82	Mustaf	Ndongo	Mutombo	Terry	George	5	1-0
D21	DUKE	L, 56-82	Mustaf	Ndongo	Mutombo	Terry	George	5	1-1
D28	ALABAMA A&M	W, 92-49	Mustaf	Ndongo	Mutombo	Terry	George	5	2-1
D31	NOTRE DAME	W, 86-75	Mustaf	Ndongo	Mutombo	Terry	George	5	3-1
J4	BOSTON COLLEGE	W, 85-64	Mustaf	Ndongo	Mutombo	Terry	George	5	4-1
J7	at Syracuse	L, 55-62	Mustaf	Ndongo	Mutombo	Terry	George	5	4-2
J11	at SMU	L, 71-93	Mustaf	Ndongo	Mutombo	Terry	George	5	4-3
J14	CLEMSON	L, 59-70	Powell	Ndongo	Souare	McCollum	George	6	0-1
J18	at Florida State	L, 78-91	Terry	Ndongo	Souare	McCollum	George	7	0-1
J22	VIRGINIA TECH	W, 71-64	Powell	Ndongo	Souare	McCollum	George	6	0-2
J28	at Notre Dame	L, 68-71	Terry	Ndongo	Souare	McCollum	George	7	0-2
F1	LOUISVILLE	W, 77-70	Terry	Ndongo	Souare	McCollum	George	7	1-2
F4	at Clemson	W, 89-86 (3ot)	Terry	Ndongo	Souare	McCollum	George	7	2-2
F8	at Virginia	L, 61-75	Powell	Ndongo	Souare	Terry	George	8	0-1
F12	STANFORD	W, 60-52	Powell	Ndongo	Souare	Sutton	George	9	1-0
F15	CALIFORNIA	W, 90-88 (ot)	Powell	Ndongo	Souare	Terry	George	8	1-1
F22	at Boston College								
F25	at Pittsburgh								
M1	NC STATE								
M4	MIAMI								
M8	at Wake Forest								

Specialty Stats (GT/Opp)

Date	Opponent	Paint	OffTo	2ndCh	FBreak	Bench
N6	WEST GEORGIA	48/24	9/5	22/10	17/7	27/20
N10	NORTH FLORIDA	46/52	17/13	10/16	15/14	22/32
N12	TEXAS SOUTHERN	12/20	17/10	18/10	6/12	17/43
N15	GEORGIA	28/46	12/18	8/10	1/13	27/22
N23	CINCINNATI	28/44	12/16	12/6	7/16	26/19
N27	CHARLESTON SOUTHERN	52/18	17/4	17/11	23/9	32/20
N30	CENTRAL ARKANSAS	30/12	10/10	13/1	6/10	21/8
D3	at Oklahoma	30/16	10/13	4/4	3/13	27/18
D7	at North Carolina	22/34	15/17	15/11	5/16	9/19
D15	vs. Northwestern	28/28	6/11	4/6	0/19	30/4
D18	UMBC	42/32	25/16	5/3	12/32	20/18
D21	DUKE	30/38	10/12	8/8	8/10	24/19
D28	ALABAMA A&M	42/10	20/13	14/13	20/14	41/28
D31	NOTRE DAME	38/36	20/13	13/15	12/3	44/15
J4	BOSTON COLLEGE	44/32	18/6	4/5	16/12	33/16
J7	at Syracuse	32/34	12/11	7/10	8/9	8/13
J11	at SMU	32/34	7/27	7/11	15/18	35/31
J14	CLEMSON	20/28	11/15	6/7	8/6	12/2
J18	at Florida State	28/44	19/22	12/20	9/23	20/22
J22	VIRGINIA TECH	28/18	20/12	5/8	14/8	2/21
J28	at Notre Dame	32/20	11/8	8/13	6/0	20/16
F1	LOUISVILLE	36/32	20/11	9/7	9/7	11/10
F4	at Clemson	44/28	16/15	29/13	4/8	19/10
F8	at Virginia	28/34	5/13	10/16	9/10	4/10
F12	STANFORD	24/28	4/10	10/9	0/12	7/17
F15	CALIFORNIA	40/34	23/16	18/20	11/11	8/19
F22	at Boston College					
F25	at Pittsburgh					
M1	NC STATE					
M4	MIAMI					
M8	at Wake Forest					

Miscellaneous

		Uniform		Large	Large		Lead	GT	Opp	Game		
Date	Opponent	Color	Tip	Lead	Deficit	Ties	Changes	Led	Led	Tied	#Players Played	On the Floor at the End
N6	WEST GEORGIA	White	UWG	30	-	-	-	39:35	-	0:25	11	McCollum, Terry, Sutton, Souare, Powell
N10	NORTH FLORIDA	Gold	GT	9	21	7	7	13:25	23:28	3:07	8	George, McCollum, Ndongo, Reeves Jr., Terry
N12	TEXAS SOUTHERN	White	GT	30	2	1	6	36:02	2:35	1:23	8	George, McCollum, Terry, Souare, Powell
N15	GEORGIA	White	GT	3	15	3	4	7:17	29:40	3:03	9	George, Reeves Jr., Ndongo, Ornwuchekwa, Terry
N23	CINCINNATI	Gold	UC	2	26	1	1	0:25	38:15	1:20	11	Terry, Mustaf, Souare, Powell, Nichols
N27	CHARLESTON SOUTHERN	Gold	GT	24	2	2	4	38:01	1:02	0:57	9	Mustaf, Terry, George, Ndongo, Powell
N30	CENTRAL ARKANSAS	White	GT	19	-	-	-	39:41	-	0:19	8	Terry, George, Mustaf, Ndongo, Powell
D3	at Oklahoma	Gray	OU	11	15	1	3	21:50	17:10	1:00	8	Terry, George, Mustaf, O'Brien, Powell
D7	at North Carolina	Gold	GT	8	7	12	9	13:57	22:17	3:46	8	Terry, George, O'Brien, Mustaf, Powell
D15	vs. Northwestern	Navy	NU	-	22	-	-	-	39:42	0:18	10	Terry, Mustaf, Sutton, Ndongo, Powell
D18	UMBC	White	GT	22	9	-	2	34:25	3:52	1:43	9	Terry, George, McCollum, Mustaf, O'Brien
D21	DUKE	White	DU	3	26	1	1	3:34	35:36	1:00	9	Mustaf, McCollum, Sutton, Powell, Souare
D28	ALABAMA A&M	Gold	AAMU	43	2	3	4	36:59	0:33	2:28	11	Mustaf, Sutton, Souare, Nichols, San Miguel
D31	NOTRE DAME	White	ND	19	1	1	2	38:07	0:21	1:32	8	Terry, George, McCollum, Mustaf, Powell
J4	BOSTON COLLEGE	White	BC	27	4	4	4	35:18	2:55	1:47	8	George, Mustaf, Ndongo, Souare, Powell
J7	at Syracuse	Gray	SYR	3	8	3	4	0:57	36:16	2:47	8	Terry, George, McCollum, Ndongo, Powell
J11	at SMU	Gold	GT	2	37	-	1	0:17	39:29	0:14	8	Terry, George, McCollum, Ndongo, Powell
J14	CLEMSON	White	CL	-	19	-	-	-	39:36	0:24	7	George, McCollum, Mustaf, Ndongo, Souare
J18	at Florida State	Navy	FSU	-	17	-	-	-	39:38	0:22	6	Terry, George, McCollum, Souare, Powell
J22	VIRGINIA TECH	Gold	GT	9	2	5	6	33:09	2:53	3:58	7	Ndongo, Souare, Powell, George, McCollum
J28	at Notre Dame	Gray	GT	7	6	2	1	36:53	1:49	2:18	7	Terry, George, McCollum, Souare, Powell
F1	LOUISVILLE	HBE/Navy	LOU	9	13	2	7	15:12	23:36	1:12	6	Terry, George, McCollum, Souare, Powell
F4	at Clemson	Navy	GT	5	6	14	23	14:41	28:38	11:41	8	Terry, George, Ndongo, Souare, Powell
F8	at Virginia	Gold	VA	3	17	4	4	3:14	34:03	2:43	8	Sutton, Souare, Powell, San Miguel, Nichols
F12	STANFORD	White	GT	20	-	-	-	-	39:34	0:26	7	George, Mustaf, Sutton, Ndongo, Powell
F15	CALIFORNIA	White	CAL	9	5	14	13	20:44	14:22	4:54	7	Terry, George, Mustaf, Ndongo, Powell
F22	at Boston College											
F25	at Pittsburgh											
M1	NC STATE											
M4	MIAMI											
M8	at Wake Forest											

*alternate gold or white uniform

ROSTER AT-A-GLANCE

NUMERICAL

No.	Name	Pos.	Ht.	Wt.	Cl.	Exp.	Hometown	High School/College
0	Lance Terry	G	6-3	200	r-Sr.	1VL	College Park, Ga.	The Heritage School (Ga.) / Gardner-Webb
1	Naithan George	G	6-3	185	So.	1VL	Toronto, Ontario	Canyon International Academy (Glendale, Ariz.)
2	Javian McCollum	G	6-2	175	Sr.	TR	Fort Myers, Fla.	Fort Myers HS/Siena/Oklahoma
3	Jaeden Mustaf	G	6-5	210	Fr.	HS	Bowie, Md.	Overtime Elite (Atlanta, Ga.)
9	Luke O'Brien	F	6-8	225	Gr.	TR	Littleton, Colo.	Columbine HS/Colorado
10	Darrion Sutton	F	6-8	205	Fr.	HS	St. Charles, Mo.	Overtime Elite (Atlanta, Ga.)
11	Baye Ndongo	F	6-9	240	So.	1VL	Mboro, Senegal	Putnam (Conn.) Science Academy
12	Ryan Mutombo	C	7-2	255	Gr.	TR	Atlanta, Ga.	The Lovett School/Georgetown
14	Kowacie Reeves, Jr.	G	6-7	205	Sr.	1VL	Macon, Ga.	Westside HS / Florida
30	Ibrahim Souare	F	6-9	225	r-Fr.	RS	Conakry, Guinea	Canyon International Academy (Glendale, Ariz.)
31	Duncan Powell	F	6-8	235	rOJr.	TR	Dallas, Texas	DeSoto HS/North Carolina A&T/Sacramento State
32	Dyllan Thompson	G/F	6-7	215	Fr.	HS	Sugar Land, Texas	Second Baptist HS
33	Marcos San Miguel	G	6-4	203	So.	1VL	Atlanta, Ga.	Campbell HS
35	Emmer Nichols	F	6-6	223	r-So.	1VL	Woodside, Calif.	Sacred Heart Preparatory School
45	Doryan Onwuchekwa	C	6-11	240	Fr.	HS	Dallas, Texas	Faith Family Academy of Oak Cliff

ALPHABETICAL

No.	Name	Pos.	Ht.	Wt.	Cl.	Exp.	Hometown	High School/College
1	Naithan George	G	6-3	185	So.	1VL	Toronto, Ontario	Canyon International Academy (Glendale, Ariz.)
2	Javian McCollum	G	6-2	175	Sr.	TR	Fort Myers, Fla.	Fort Myers HS/Siena/Oklahoma
3	Jaeden Mustaf	G	6-5	210	Fr.	HS	Bowie, Md.	Overtime Elite (Atlanta, Ga.)
12	Ryan Mutombo	C	7-2	255	Gr.	TR	Atlanta, Ga.	The Lovett School/Georgetown
11	Baye Ndongo	F	6-9	240	So.	1VL	Mboro, Senegal	Putnam (Conn.) Science Academy
35	Emmer Nichols	F	6-6	223	r-So.	1VL	Woodside, Calif.	Sacred Heart Preparatory School
9	Luke O'Brien	F	6-8	225	Gr.	TR	Littleton, Colo.	Columbine HS/Colorado
45	Doryan Onwuchekwa	C	6-11	240	Fr.	HS	Dallas, Texas	Faith Family Academy of Oak Cliff
31	Duncan Powell	F	6-8	235	r-Jr.	TR	Dallas, Texas	DeSoto HS/North Carolina A&T/Sacramento State
14	Kowacie Reeves, Jr.	G	6-7	205	Sr.	1VL	Macon, Ga.	Westside HS / Florida
33	Marcos San Miguel	G	6-4	203	So.	1VL	Atlanta, Ga.	Campbell HS
30	Ibrahim Souare	F	6-9	225	r-Fr.	RS	Conakry, Guinea	Canyon International Academy (Glendale, Ariz.)
10	Darrion Sutton	F	6-8	205	Fr.	HS	St. Charles, Mo.	Overtime Elite (Atlanta, Ga.)
0	Lance Terry	G	6-3	200	r-Sr.	1VL	College Park, Ga.	The Heritage School (Ga.) / Gardner-Webb
32	Dyllan Thompson	G/F	6-7	215	Fr.	HS	Sugar Land, Texas	Second Baptist HS

Head Coach: Damon Stoudamire (Arizona, 1995), 2nd season

Associate Head Coach: Karl Hobbs (Connecticut, 1984), 2nd season

Assistant Coach: B.J. Elder (Georgia Tech, 2014), 6th season

Assistant Coach: Pershin Williams (North Florida, 2005), 2nd season

Assistant Coach: Nate Babcock (Wisconsin-Eau Claire, 2009), 2nd season

Assistant Coach: Bonzi Wells (Ball State, 1998), 2nd season

Quality Control Analyst: Greg Gary (Tulane, 1992), 1st season

Director of Player Personnel: Matt Holt (Northeastern, 2011), 2nd season

Director of Scouting: Hayden Sheridan (Arizona, 2016), 7th season

Assistant Director of Operations: Taylor Ann Hendricks (Iowa State, 2020), 3rd season

Special Assistant to the Head Coach: James Forrest (Georgia Tech, 1995), 1st season

Associate Director of Sports Medicine/Men's Basketball: Richard Stewart (Salisbury, 2005), 18th season

Director of Strength and Conditioning/Men's Basketball: Justin Landry (Cal State East Bay, 2012), 2nd season

Recruiting and Operations Coordinator: Jake Alburnus (Western Michigan, 2020), 2nd season

BY CLASS

Graduates: Ryan Mutombo, Luke O'Brien

Seniors: Javian McCollum, Kowacie Reeves, Jr., Lance Terry (r)

Juniors: Duncan Powell

Sophomores: Naithan George, Baye Ndongo, Emmer Nichols (r), Marcos San Miguel

Freshman: Jaeden Mustaf, Doryan Onwuchekwa, Ibrahim Souare (r), Darrion Sutton, Dyllan Thompson

BY STATE/COUNTRY

California: Emmer Nichols

Canada: Naithan George

Colorado: Luke O'Brien

Florida: Javian McCollum

Georgia: Ryan Mutombo, Kowacie Reeves, Jr., Marcos San Miguel, Lance Terry

Guinea: Ibrahim Souare

Maryland: Jaeden Mustaf

Missouri: Darrion Sutton

Senegal: Baye Ndongo

Texas: Doryan Onwuchekwa, Duncan Powell, Dyllan Thompson

BY MAJOR

Applied Language and Intercultural Studies: Javian McCollum, Duncan Powell

Business Administration: Naithan George, Jaeden Mustaf, Dorian Onwuchekwa, Ibrahim Souare, Darrion Sutton

Computer Science: Marcos San Miguel

Economics: Luke O'Brien

Economics/International Affairs: Emmer Nichols

History, Technology & Society: Kowacie Reeves, Jr., Lance Terry

Literature, Media & Communication: Baye Ndongo

Management (MS): Ryan Mutombo

BY HEIGHT

6-2 Javian McCollum

6-3 Naithan George, Lance Terry

6-4 Marcos San Miguel

6-5 Jaeden Mustaf

6-6 Dallan "Deebo" Coleman, Miles Kelly, Emmer Nichols, Ibrahim Sacko

6-7 Kowacie Reeves, Jr., Dyllan Thompson

6-8 Luke O'Brien, Duncan Powell, Darrion Sutton

6-9 Baye Ndongo, Ibrahim Souare

6-11 Doryan Onwuchekwa

7-2 Ryan Mutombo

PRONUNCIATION GUIDE

McCamish Pavilion Muh-CAM-ish (like CAM Newton)

Javian McCollum JAY-vee-un muh-CALL-um

Jaeden Mustaf JAY-dun MOO-stoff

Ryan Mutombo moo-TOM-bo

Baye Ndongo BYE nDON-go

(NOT en-dongo or ruh-dongo)

Doryan Onwuchekwa DOR-ee-un ON-woo-CHECK-wuh

Kowacie Reeves, Jr. ko-WAY-see

Ibrahim Souare EE-bruh-HEEM SWAR-ay

(rhymes with soiree)

Darrion Sutton DARR-ee-on

RADIO/TV ROSTER



Naithan George
G • 6-3 • So.

1



Javian McCollum
G • 6-2 • Sr.

2



Jaeden Mustaf
G • 6-5 • Fr.

3



Ryan Mutombo
C • 7-2 • Gr.

12



Baye Ndongo
F • 6-9 • So.

11




Emmer Nichols
F • 6-6 • r-So.

35



Luke O'Brien
F • 6-8 • Gr.

9



Doryan Onwuchekwa
C/F • 6-11 • Fr.

45



Duncan Powell
F • 6-8 • Jr.

31



Kowacie Reeves, Jr.
G • 6-7 • Sr.

14



Marcos San Miguel
G • 6-4 • So.

33



Ibrahim Souare
F • 6-9 • r-Fr.

30



Darrion Sutton
F • 6-8 • Fr.

10



Lance Terry
G • 6-3 • Sr.

0



Dyllan Thompson
G/F • 6-7 • Fr.

32



Damon Stoudamire
Head Coach




Karl Hobbs
Associate Head Coach



B.J. Elder
Assistant Coach



Pershin Williams
Assistant Coach



Nate Babcock
Assistant Coach



Bonzi Wells
Assistant Coach

RADIO/TV CHEAT SHEET



0

LANCE TERRY**Guard • 6-3 • 200 • 5th-yr. Senior • College Park, Ga.**

Year	GP/GS	PPG	RPG	APG	FG%	3FG%	FT%
2024-25	23/18	14.6	2.8	1.5	.440	.370	.700
Season Highs	Pts: 25	Reb: 10	Ast: 4	Min: 52:16			
Career Highs	Pts: 26	Reb: 10	Ast: 4	Min: 52:16			



1

NAITHAN GEORGE (NAY-thun or NATE)**Guard • 6-3 • 185 • Sophomore • Toronto, Ontario**

Year	GP/GS	PPG	RPG	APG	FG%	3FG%	FT%
2024-25	26/26	13.0	3.9	6.3	.414	.348	.807
Season Highs	Pts: 28	Reb: 8	Ast: 11	Min: 55:00			
Career Highs	Pts: 28	Reb: 8	Ast: 11	Min: 55:00			



2

JAVIAN McCOLLUM (JAY-vee-un)**Guard • 6-2 • 175 • Senior • Fort Myers, Fla.**

Year	GP/GS	PPG	RPG	APG	FG%	3FG%	FT%
2024-25	19/11	12.2	2.7	3.4	.435	.363	.865
Season Highs	Pts: 21	Reb: 5	Ast: 6	Min: 37:59			
Career Highs	Pts: 30	Reb: 7	Ast: 9	Min: 38			



3

JAEDEN MUSTAF (JAY-dun MOO-stoff)**Guard • 6-5 • 210 • Freshman • Bowie, Md.**

Year	GP/GS	PPG	RPG	APG	FG%	3FG%	FT%
2024-25	17/7	8.9	3.1	1.6	.416	.368	.695
Season Highs	Pts: 18	Reb: 7	Ast: 6	Min: 34:04			
Career Highs	Pts: 18	Reb: 7	Ast: 6	Min: 34:04			



9

LUKE O'BRIEN**Forward • 6-8 • 225 • Grad. Senior • Littleton, Colo.**

Year	GP/GS	PPG	RPG	APG	FG%	3FG%	FT%
2024-25	10/6	6.4	4.4	0.6	.471	.321	.778
Season Highs	Pts: 15	Reb: 10	Ast: 1	Min: 27:35			
Career Highs	Pts: 18	Reb: 14	Ast: 4	Min: 36			



10

DARRION SUTTON (DARE-ee-on)**Forward • 6-8 • 205 • Freshman • St. Louis, Mo.**

Year	GP/GS	PPG	RPG	APG	FG%	3FG%	FT%
2024-25	10/1	1.4	1.6	0.5	.214	.000	.667
Season Highs	Pts: 4	Reb: 4	Blk: 2	Min: 33:36			
Career Highs	Pts: 4	Reb: 4	Blk: 2	Min: 33:36			



11

BAYE NDONGO (BYE NDON-go)**Forward • 6-9 • 240 • Sophomore • Mboro, Senegal**

Year	GP/GS	PPG	RPG	BPG	FG%	3FG%	FT%
2024-25	26/26	12.7	8.3	0.8	.533	.357	.606
Season Highs	Pts: 26	Reb: 16	Blk: 3	Min: 52:23			
Career Highs	Pts: 26	Reb: 19	Blk: 4	Min: 52:23			



12

RYAN MUTOMBO (moo-TOM-bo)**Center • 7-2 • 255 • Grad. Senior • Atlanta, Ga.**

Year	GP/GS	PPG	RPG	BPG	FG%	3FG%	FT%
2024-25	13/7	2.5	2.9	0.6	.455	.000	.400
Season Highs	Pts: 10	Reb: 7	Blk: 2	Min: 21:33			
Career Highs	Pts: 15	Reb: 11	Blk: 4	Min: 21:33			



14

KOWACIE REEVES, JR. (ko-WAY-see)**Forward • 6-7 • 205 • Senior • Macon, Ga.**

Year	GP/GS	PPG	RPG	APG	FG%	3FG%	FT%
2024-25	6/6	9.3	2.5	1.0	.386	.281	.600
Season Highs	Pts: 17	Reb: 7	Ast: 3	Min: 32:30			
Career Highs	Pts: 21	Reb: 10	Ast: 3	Min: 42:46			



30

IBRAHIM SQUARE (EE-bruh-heem SWAR-ay)**Forward • 6-9 • 225 • RS-Sophomore • Conakry, Guinea**

Year	GP/GS	PPG	RPG	BPG	FG%	3FG%	FT%
2024-25	23/9	2.7	3.6	0.6	.628	.000	.276
Season Highs	Pts: 9	Reb: 12	Blk: 4	Min: 42:30			
Career Highs	Pts: 9	Reb: 12	Blk: 4	Min: 42:30			



31

DUNCAN POWELL**Forward • 6-8 • 235 • RS-Junior • Dallas, Texas**

Year	GP/GS	PPG	RPG	APG	FG%	3FG%	FT%
2024-25	25/5	11.0	5.5	0.8	.445	.367	.677
Season Highs	Pts: 23	Reb: 12	Ast: 2	Min: 48:39			
Career Highs	Pts: 23	Reb: 15	Ast: 10	Min: 48:39			



45

DORYAN ONWUCHEKWA (DORIAN ON-wu-CHECK-wuh)**Center • 6-11 • 240 • Freshman • Dallas, Texas**

Year	GP/GS	PPG	RPG	BPG	FG%	3FG%	FT%
2024-25	10/8	3.5	4.9	0.6	.333	.167	.200
Season Highs	Pts: 7	Reb: 11	Blk: 2	Min: 27:03			
Career Highs	Pts: 7	Reb: 11	Blk: 2	Min: 27:03			

Notes

- Currently Tech's top scorer, No. 9 in ACC in 3pt FG per game (2.17), missed 3 of Tech's last 9 games (inj/illness)
- Averaging 13.8 ppg vs. ACC, 40.1% FG, 31.9% 3pt FG, 62.5% FT (limited with wrist inj last 3 weeks)
- Surpassed 1,200 career points vs. Louisville; scored 20+ 7 times this season (4X vs. ACC teams)
- Did not play in 2023-24 due to injury, elected to red-shirt and return in 2024-25

Notes • ACC Player of the Week for Feb. 10-16

- No. 1 in the ACC, No. 12 in NCAA in assist average; No. 7 in ACC in assist/turnover ratio (2.31-1)
- Has scored 20+ in 4 straight games (24 ppg, 46.6% FG, 48.4% 3pt FG, 81.3% FT), double-digits in 13 straight
- Averaging team-high 15.1 ppg, 6.2 apg vs. ACC (43.3% FG, 37.3% 3pt FG)
- His 299 assists over his first 2 seasons are most since Drew Barry (305 from 1992-94)

Notes • HM All-Big 12 in 2023-24

- 15.1 ppg in Tech's last 10 games, 4 games of 20+ pts (42.5% FG, 35.7% 3pt FG, 29-33 FT, 39 ast, 18 stl)
- Vs. ACC: 13.9 ppg, 4.0 apg, 42.9% FG, 33.3% 3pt FG, 85.7% FT (21 pts vs. ND, 20 vs. BC, SMU, FSU)
- Missed 4 games in Nov/Dec (concussion), missed 2nd half at Clemson + last 3 games (head)
- Transfer from Oklahoma, No. 31 in ESPN's transfer portal ranking, No. 2 among transfers into ACC (247Sports)

Notes

- Returned after 6-game absence (foot) to play 46 total minutes and score 15 pts vs. Stanford/California
- 7 games w/ double-digit points this season, scored 12 pts vs. Clemson
- Started 7 games - 25 mpg, 8.4 ppg, 44.9% FG, 3-6 3pt FG
- Overtime Elite product ranked No. 58 nationally and No. 7 at his position

Notes

- Started 6 of 10 games played, played 1 ACC game; missed last 14 with toe injury (last played 12/18 vs. UMBC)
- Solid rotation player who is No. 3 on team in FG%, season-high 10 rebs vs. West Ga., 15 pts vs. North Fla.
- Transfer from Colorado, where he played with 3 2024 NBA draft picks; key rotation player/part-time starter
- Played in 111 games (29 starts) over 4 seasons, career-best 6.7 ppg, 3.8 rpg, 37.6% 3FG in 2023-24

Notes

- Played in opener vs West GA, then missed 8 with inj; returned to action vs. Northwestern
- Played in just 4 games since Dec. 28, but has played 68 minutes last 3 games (6 pts/9 reb/ 4 ast)
- Overtime Elite product ranked No. 98 nationally and No. 24 at his position
- Averaged 10.6 ppg, 8.2 rpg, 3.5 apg in 17 games for Team RWE, advancing to OTE championship series

Notes • ACC All-Freshman team in 2023-24 / Preseason 2nd-team All-ACC

- 4 double-doubles in last 5 games; 17.2 ppg, 11.6 rpg, 57.1% FG, 8 blocks, 7 steals
- 10+ points in 20 games, double-doubles in 8 (6 in ACC games)
- Tech's No. 3 scorer and top rebounder, 4th in ACC in rebounds per game, top 10 in off reb & def reb per game
- Vs. ACC: 13.1 ppg (4th on team), 9.1 rpg (3rd in ACC), team-high 15 blocks

Notes

- DNP 1st 9 games, played in 12 games since, led Tech in rebounds 3 games
- Scored 16 points with 14 rebounds in 1st 2 games played (Northwestern/UMBC); 1.6 ppg/2.4 rpg since
- Graduate transfer from Georgetown; son of late Hoya and NBA star Dikembe Mutombo
- Played in 54 games, making 1 start, for the Hoyas over 3 years; averaged 3.3 ppg, 2.3 rpg

Notes

- Started all 38 games at Tech until missing the last 20 games with a foot injury (last played 11/27 vs. Ch.So.)
- Double-figure points in first 3 games this season (13 last season), 9 total points, 3 rebounds last 3 games
- Led team in 3pt pct. (38.3), No. 2 in FT pct. (84.0) in 2023-24
- Averaged 9.2 ppg, 3.7 rpg, 40.7% FG, 41.3% 3pt FG in ACC games

Notes

- Power forward prospect from Guinea who redshirted in 2023-24, played all 15 ACC games (22.7 mpg)
- Started last 9 games, playing 28.1 mpg, 3.8 ppg, 5.1 rpg, 6 blocks
- Scored season-highs of 9 pts with 12 reb in 42:30 in 3-OT win at Clemson
- Attended Canyon International Academy, where he was a teammate of Naithan George in 2022-23

Notes • ACC Sixth Man of the Year Candidate

- Transfer from Sacramento State, played in 24 games, started last 2
- Last 7 games - 17.0 ppg, 5.1 rpg, 36.5% 3pt FG, 73.2% FT
- 10 double-digit games in last 12 games for Tech (23 vs. VT, 20 vs. FSU, 21 vs. ND)
- Vs ACC: 13.6 ppg, 5.3 rpg, 42.6% FG, team-high 36.8% 3pt FG, 69.7% FT

Notes

- Played in 10 games, started 8 (3.5 ppg, 5.1 rpg, 11-33 FG); has not played since Dec. 15 (personal)
- 3-star prospect from Faith Family Academy in Dallas; No. 112 nationally (247Sports Comp) and No. 17 center
- Helped Faith Family Academy to a 118-24 record over 4 years with 3 UIL 4A state titles
- Earned all-state honors as a senior, all-Dallas Metro team in 2023 and 2024