



GEORGIA TECH WOMEN'S BASKETBALL

12 NCAA Tournament appearances /// NCAA Sweet 16 - 2021, 2012

2024-25 SCHEDULE

Oct. 31	ANDERSON UNIVERSITY (Exh.)	7 p.m.	W, 109-53
Nov. 4	WINTHROP	10:30 a.m.	W, 85-39
Nov. 8	GEORGIA STATE	7 p.m.	W, 67-47
Nov. 14	WEST GEORGIA	7 p.m.	W, 88-53
Nov. 17	GEORGIA	2 p.m.	W, 83-67
Nov. 23	vs. South Dakota State&	8 p.m.	W, 71-57
Nov. 25	vs. No. 21 Oregon&	7 p.m.	W, 74-58
Dec. 1	FLORIDA A&M	2 p.m.	W, 98-56
Dec. 4	RV/RV MISSISSIPPI STATE#	7:15 p.m.	W, 78-75
Dec. 8	at Mercer	2 p.m.	W, 78-42
Dec. 11	LOUISIANA MONROE	1 p.m.	W, 97-37
Dec. 15	at No. 14/14 North Carolina*	2 p.m.	W, 82-76
Dec. 18	RICE	2 p.m.	W, 88-57
Dec. 21	No. 23/RV NEBRASKA	5:30 p.m.	W, 72-61
Dec. 29	PITT*	2 p.m.	W, 100-61
Jan. 2	SYRACUSE*	7 p.m.	W, 85-68
Jan. 9	VIRGINIA TECH*	7 p.m.	L, 94-105 (20T)
Jan. 12	at Louisville*	4 p.m.	L, 60-69
Jan. 16	at No. 3 Notre Dame*	6 p.m.	L, 66-81
Jan. 19	CLEMSON*	2 p.m.	W, 89-65
Jan. 23	at Virginia*	7 p.m.	W, 75-62
Jan. 26	No. 14 DUKE*	2 p.m.	L, 50-55
Feb. 2	at Miami*	2 p.m.	W, 77-66
Feb. 6	SMU*	7 p.m.	W, 70-69
Feb. 9	at Boston College*	2 p.m.	W, 71-51
Feb. 13	at Clemson*	7 p.m.	L, 61-68
Feb. 16	WAKE FOREST*	12 p.m.	W, 73-62
Feb. 20	No. 13/12 NC STATE*	7 p.m.	ACCNX
Feb. 23	FLORIDA STATE*	4 p.m.	CW
Feb. 27	at Cal*	10 p.m.	ACCNX
March 2	at Stanford*	4 p.m.	CW
March 5-9	at ACC Tournament!		

Home games in BOLD

* - ACC Conference Game

! - ACC Tournament (Greensboro, N.C.)

&- Hawaii North Shore Showcase, Laie, Hawaii

- SEC/ACC Challenge

All times Eastern

TODAY'S GAME INFORMATION

RADIO

Announcer: Richard Musterer
Listen Live: Georgia Tech Yellow Jackets App

WATCH

ACC Network Extra: PXP: Andy Demetra
Analyst: Fallon Stokes

No. 20 Georgia Tech (21-5, 9-5 ACC) vs. No. 13/12 NC State (20-5, 12-2 ACC)

Game No. 27 | Feb. 20 | 7 p.m. EST | Atlanta, Ga. | McCamish Pavilion



YELLOW JACKETS

Head Coach: Nell Fortner

Record at GT: 109-69 (6th year)

Career Record: 271-186 (15th year)

WOLFPACK

Head Coach: Wes Moore

Record at NCSU: 293-93 (12th year)

Career Record: 851-262 (36th year)



STORYLINES

- Georgia Tech plays its final two regular season home games this week, welcoming No. 13/12 NC State to McCamish Pavilion for the 78th meeting in program history on Thursday. The Yellow Jackets and Wolfpack have split the last two meetings with NC State narrowly squeaking out a win in Reynolds Coliseum last year in overtime by one point. Tech grabbed the last meeting in McCamish in 2023.
- Georgia Tech looks to continue its winning ways in its final regular season homestand after picking up a 73-62 victory over Wake Forest last Sunday to open the stretch. Kara Dunn led the offensive charge with a game-high 22 points for her eighth 20-plus point outing this season. Dunn led a quartet of Jackets in double-figures as Tech shot just under 45 percent from the field. The Jackets dropped the rebounding battle for just the seventh time this season and dished out 23 assists, while matching their season-high in steals with 15.
- Continuing to draw national attention, Dani Carnegie and Kara Dunn were named to the midseason watch list for the Ann Meyers Drysdale Award, which is given to the nation's player of the year by the USBWA. The listed named the top 50 contenders for the award and nine were named from the ACC.
- Georgia Tech spent three weeks at No. 13 in the Associated Press Top 25 poll and currently stands at No. 20 in the latest poll released on Monday. The highest AP ranking in program history is No. 11, reached on Feb. 7, 2022. Tech was tabbed No. 10 in the WBCA Coaches Poll during the 2011-12 campaign.
- Freshman Dani Carnegie was voted ACC Rookie of the Week for the fifth time this season, and fourth-straight week, on Jan. 6 after helping Georgia Tech to its win over Syracuse. The freshman has scored in double figures in 16 outings and leads all ACC freshmen in scoring overall this season.
- With its successes this season, Georgia Tech was tabbed the National Team of the Week by both the NCAA and USBWA on Tuesday, Dec. 11. The Yellow Jackets have garnered national attention and remained one of only four undefeated teams in the country until the loss to Virginia Tech. Kara Dunn has also started to garner national attention and was selected as one of five USBWA National Players of the Week on Dec. 31.
- Graduate transfer Zoe Smith has entered the conference rankings in rebounding after putting together a solid stretch of games. In conference play, the Jacket is leading Tech on the glass, securing 6.9 rpg to rank 17th in the league. Overall, Smith is pulling down a team-high 6.6 rpg to just enter the top 20 in the ACC, tying for 18.
- One of the nation's top assists leaders, Tonie Morgan jumped into Tech's top-5 all-time rankings in career assists with 434 assists. Owing 150 this season, Morgan ranks 10th in total assists nationally and 15th in assists per game (5.8). In the ACC, Morgan leads the conference in conference only games. Morgan logged a season-high 14 assists against Clemson (Jan. 19), which ties for the second-most by an ACC player in the league this season.
- Through Feb. 17 games, Georgia Tech ranks fourth in scoring defense in the ACC, limiting its opponents to 61.81 points per game. North Carolina sits in first, holding its opponents to 55.70 points per game and Duke follows in second at 58.65 points per game. The Yellow Jackets have surrendered 125 three-pointers on the season, as Tech sits in second in the ACC in three-point field goal percentage defense (.277) in the league.

PROBABLE STARTERS (BASED OFF LAST GAME)

	GP-GS	PPG	RPG	MPG	NOTES
0 G/F Zoeshia 'Zoe' Smith (5th, 6-1, Brunswick, Ga.)	25-25	7.9	6.6	24.2	Logged fourth double-double at Boston College (16 pts, 11 rebs)
5 G Tonie Morgan (Jr., 5-9, Tallahassee, Fla.)	26-26	12.9	4.3	28.9	Surpassed 1,000-career points against Virginia Tech
13 F Kayla Blackshear (Sr., 6-1, Orlando, Fla.)	26-3	6.0	5.2	21.9	Owens one double-double on the season against FAMU
22 G Inés Noguero (Jr., 5-11, Gijón, Spain)	21-18	4.6	2.7	14.9	Primary starter last season in 32 games; season-high 16 points at Rice
25 G Kara Dunn (Jr., 5-11, Dallas, Ga.)	26-26	16.2	6.1	31.4	Surpassed 1,000-career points against Duke

OFF THE BENCH

1 G Chazadi 'Chit-Chat' Wright (Fr., 5-4, Atlanta, Ga.)	26-8	7.5	1.8	25.6	Scored season-best 15 points against Nebraska
3 G Dani Carnegie (Fr., 5-9, Mount Vernon, N.Y.)	23-0	13.5	4.6	20.5	5x ACC Rookie of the Week
20 C Ariadna Termis (So., 6-6, Zaragoza, Spain)	25-24	4.7	4.2	23.3	2024 Hawaii North Shore Showcase all-star team
23 G Rusne Augustinaite (So., 6-0, Šiauliai, Lithuania)	21-0	5.7	1.1	11.9	Hit career-high seven three-pointers against Rice to lead Tech
27 G Gabbie Grooms (Fr., 5-9, Sharpsburg, Ga.)	10-0	2.3	0.9	6.9	Hit pair of three-pointers against FAMU to tally six points
32 G/F D'Asia Thomas-Harris (So., 6-2, Katy, Texas)	3-0	2.0	1.3	7.2	Returned to action at Clemson
35 G Tianna Thompson (Fr., 5-10, Mableton, Ga.)	16-0	3.3	0.9	8.5	Scored career-high 13 points off the bench against Clemson

QUICK FACTS

GENERAL

Full Name: Georgia Institute of Technology
 Location: Atlanta, Ga.
 Founded: 1885
 Enrollment: 47,946
 Nicknames: Ramblin' Wreck, Yellow Jackets
 Colors: Old Gold and White
 Arena (Cap.): McCamish Pavilion (8,600)
 President: Dr. Ángel Cabrera
 Athletics Director: J Batt
 Faculty Ath. Representative: Dr. Jenna Jordan
 Sport Administrator: Joeleen Akin

COACHING STAFF

Head Coach: Nell Fortner
 Years at Tech: 6th
 Twitter: @NellOnWheels
 Career Record: 271-186 (.580)
 Record at Tech: 109-69 (.579)/5 years
 Alma Mater: Texas, 1982
 Associate Head Coach Blanche Alverson
 Assistant Coach: LaSondra Barrett
 Assistant Coach: Michael Scruggs
 Asst. Coach/Dir. of Scouting and Video Ops: Greg Callan
 Asst. Coach/Dir. of Recruiting Ops: Caleb Currier
 Director of WBB Ops: Ashlee Villarreal

TEAM INFORMATION

2023-24 Overall Record: 17-16
 2023-24 ACC Record: 7-11
 2023-24 Home Record: 9-7
 2023-24 Road Record: 6-7
 2023-24 Neutral Record: 2-2
 Letterwinners R/L: 7/6
 Starters R/L: 4/1
 Newcomers 5

HISTORY

First Year: 1974-75 (51st season)
 Overall Record: 795-700 (.527)
 ACC Record: 261-414 (.381)
 ACC Tournament Record: 22-45
 Postseason Record: 23-27 (NCAA, WBIT, WNIT & AIAW)
 NCAA Appearances/Last: 11, 2022
 NCAA Tournament Record: 7-11
 WBIT Record/Appearances 0-1/1
 WNIT Record: 14-7
 All-Time Home Record: 432-238
 All-Time Road Record: 202-311
 All-Time Neutral Record: 92-90

ATHLETIC COMMUNICATIONS & PUBLIC RELATIONS

WBB Contact: Liz Ryan
 Email: lryan@athletics.gatech.edu
 Cell Phone: 404-431-9619
 Press Row: 404-894-5458
 Website: www.ramblinwreck.com

It is incorrect to call it "Georgia Tech University."

**Officially, it's The Georgia Institute of Technology.
But just call us "Georgia Tech."**

2024-25 GEORGIA TECH WOMEN'S BASKETBALL ROSTER

Numerical

No.	Name	YR	HT	POS	Hometown	High School/Previous School
0	Zoesha 'Zoe' Smith	5th	6-1	G/F	Brunswick, Ga.	Glynn Academy/Georgia
1	Chazadi 'Chit-Chat' Wright	Fr.	5-4	G	Atlanta, Ga.	Wesleyan School
3	Dani Carnegie	Fr.	5-9	G	Mount Vernon, N.Y.	Grayson (Ga.)
5	Tonie Morgan	Jr.	5-9	G	Tallahassee, Fla.	Florida State University Schools
13	Kayla Blackshear	Sr.	6-1	F	Orlando, Fla.	Lake Highland Prep/Alabama
20	Ariadna Termis	So.	6-6	C	Zaragoza, Spain	IES Joaquim Blume Barcelona
22	Inés Noguero	Jr.	5-11	G	Gijón, Spain	IES Joaquim Blume
23	Rusne Augustinaite	So.	6-0	G	Šiauliai, Lithuania	Montverde Academy (Fla.)
25	Kara Dunn	Jr.	5-11	G	Dallas, Ga.	Mount Paran Christian School
27	Gabbie Grooms	Fr.	5-9	G	Sharpsburg, Ga.	Trinity Christian School
32	D'Asia Thomas-Harris	So.	6-2	G/F	Katy, Texas	Houston Christian
35	Tianna Thompson	Fr.	5-10	G	Mableton, Ga.	The Galloway School

Alphabetical

No.	Name	YR	HT	POS	Hometown	High School/Previous School
23	Rusne Augustinaite	So.	6-0	G	Šiauliai, Lithuania	Montverde Academy (Fla.)
13	Kayla Blackshear	Sr.	6-1	F	Orlando, Fla.	Lake Highland Prep/Alabama
3	Dani Carnegie	Fr.	5-9	G	Mount Vernon, N.Y.	Grayson (Ga.)
25	Kara Dunn	Jr.	5-11	G	Dallas, Ga.	Mount Paran Christian School
27	Gabbie Grooms	Fr.	5-9	G	Sharpsburg, Ga.	Trinity Christian School
5	Tonie Morgan	Jr.	5-9	G	Tallahassee, Fla.	Florida State University Schools
22	Inés Noguero	Jr.	5-11	G	Gijón, Spain	IES Joaquim Blume
0	Zoesha 'Zoe' Smith	5th	6-1	G/F	Brunswick, Ga.	Glynn Academy/Georgia
20	Ariadna Termis	So.	6-6	C	Zaragoza, Spain	IES Joaquim Blume Barcelona
32	D'Asia Thomas-Harris	So.	6-2	G/F	Katy, Texas	Houston Christian
35	Tianna Thompson	Fr.	5-10	G	Mableton, Ga.	The Galloway School
1	Chazadi 'Chit-Chat' Wright	Fr.	5-4	G	Atlanta, Ga.	Wesleyan School

Head Coach: Nell Fortner (Texas, 1982), 6th season

Associate Head Coach: Blanche Alverson (Auburn, 2013), 6th season

Assistant Coach: LaSondra Barrett (LSU, 2011), 3rd season

Assistant Coach: Michael Scruggs (Tennessee, 2008), 2nd season

Asst. Coach/Dir. of Scouting and Video Ops: Greg Callan (Colorado, 2020), 1st season as AC, 3rd overall

Asst. Coach/Dir. of Recruiting Operations: Caleb Currier (Tennessee, 2019), 2nd season as AC, 3rd overall

Director of Operations: Ashlee Villarreal (Texas Tech, 2017), 6th season

Director of External Operations/NIL Liaison: Becca Bornhorst (Butler, 2013), 3rd season

Graduate Manager: Brandon Brown (Clemson, 2020), 1st season

Athletic Trainer: Rachel Stewart (NCCU, 2013), 8th season

Player Development Coach: Shannon Jackson (Auburn, 2013), 4th season

HOW TO SAY IT

Rusne Augustinaite	rus-NUH O-goose-ti-nigh-te
Inés Noguero	e-nez no-RAY-doh
Zoesha Smith	Zoh-ee-shuh
Ariadna Termis	ari-AH-dna
Chazadi Wright	CHAZ-uh-dee

BY CLASS:

Super Seniors (1): Zoe Smith
 Seniors (1): Kayla Blackshear
 Juniors (3): Kara Dunn, Tonie Morgan, Inés Noguero
 Sophomores (3): Rusne Augustinaite, Ariadna Termis, D'Asia Thomas-Harris
 Freshmen (4): Dani Carnegie, Gabbie Grooms, Tianna Thompson, Chit-Chat Wright

BY STATE/COUNTRY:

Georgia (5): Kara Dunn, Gabbie Grooms, Zoe Smith, Tianna Thompson, Chit-Chat Wright
 Florida (2): Kayla Blackshear, Tonie Morgan
 Lithuania (1): Rusne Augustinaite
 New York (1): Dani Carnegie
 Spain (2): Inés Noguero, Ariadna Termis
 Texas (1): D'Asia Thomas-Harris

BY POSITION:

Guards (8): Rusne Augustinaite, Dani Carnegie, Kara Dunn, Gabbie Grooms, Tonie Morgan, Inés Noguero, Tianna Thompson, Chit-Chat Wright
 Forwards (1): Kayla Blackshear
 Center (1): Ariadna Termis
 Guard/Forward (2): D'Asia Thomas-Harris, Zoe Smith



SERIES HISTORY

Overall: NC State leads 52-25
Current Streak: L1
Home Games: NC State leads 22-14
Last: 2/2/23 - Georgia Tech 68, NC State 62
Away Games: NC State leads 24-9
Last: 2/18/24 - NCSU 86, GT 85 (ot)
Neutral Sites: NC State leads 5-2

LAST MEETINGS VS. NC STATE

Feb. 18, 2024	a	L	86-85 (ot)
Feb. 2, 2023	h	W	68-62
Feb. 7, 2022	a	L	59-48
March 6, 2021	n	L	66-61
Dec. 31, 2020	h	L	84-75
March 6, 2020	n	L	57-48
Feb. 16, 2020	a	W	65-61
Jan. 27, 2019	h	L	60-68
Jan. 10, 2018	a	L	43-56
Feb. 9, 2017	h	L	67-75 (ot)
Jan. 7, 2016	a	L	57-65
Feb. 12, 2015	h	L	64-65
Jan. 26, 2014	h	L	73-80
Feb. 17, 2013	a	W	79-70
Jan. 27, 2013	h	L	66-78

TEAM COMPARISON



Record 21-5
 Conference Record 9-5
 Points per game 78.2
 Scoring Margin +16.3
 FG Percentage447
 3-pt FG Percentage321
 3-pt FG Made Per Game 8.1
 FT Percentage749
 Rebounds per game 39.8
 Rebounding Margin +5.4
 Assists Per Game 18.1
 Turnovers Per Game 12.2
 Turnover Margin +4.1
 Steals Per Game 8.3
 Blocks Per Game 2.6

Record 20-5
 Conference Record 12-2
 Points per game 77.0
 Scoring Margin +11.9
 FG Percentage452
 3-pt FG Percentage329
 3-pt FG Made Per Game 6.8
 FT Percentage654
 Rebounds per game 41.5
 Rebounding Margin +4.4
 Assists Per Game 13.6
 Turnovers Per Game 11.9
 Turnover Margin +2.4
 Steals Per Game 6.6
 Blocks Per Game 4.3

ACC & NCAA TEAM STAT RANKINGS

(As of 2/17/25)

Category	Value	NCAA	ACC
Scoring	78.2	28	3
Scoring Defense	61.7	117	4
Scoring Margin	+16.4	34	4
FG%	.447	58	8
3FG%	.321	141	12
3FGs	8.1	35	3
3FG Attempts	25.3	29	3
FT%	.749	69	6
Free Throws	11.04	207	14
Free Throw Attempts	14.73	257	15
FG% Defense	.401	163	8
3FG% Defense	.277	43	2
Rebounds/Game	39.77	50	6
Offensive Reb/Game	12.7	91	7
Rebound Margin	+5.4	55	3
Assists/Game	18.1	16	2
Turnovers/Game	12.2	15	3
Assist/Turnovers	1.49	7	1
Turnovers Forced/Game	16.27	179	9

GEORGIA TECH RESUME

Georgia Tech has put together quite an impressive resume this season. The Yellow Jackets have defeated three top-25 opponents and faced nine teams ranked in the top 50 NET, defeating five. Tech also recorded the best start in program history.

With its win over Syracuse, Georgia Tech became the first team in the ACC to open a season 15-0 overall since 2017-18, when Louisville won its first 20 games of the season. The Yellow Jackets also opened ACC play 3-0 for the first time since 2010-11.

Tech returned to the Associated Press Top 25 poll on Dec. 9. After its first week in the poll, Tech leaped eight spots to No. 17 and then climbed four spots to No. 13. The Jackets currently sit at No. 20.

The Yellow Jackets have a history of defeating ranked opponents under head coach Nell Fortner. In Fortner's first season on The Flats (2019-20), the Jackets edged four top-25 opponents, including two on the road.

20 WINS

With Georgia Tech's win at Boston College, the Yellow Jackets hit 20 wins on the season. The 20-win campaign marks the third under head coach Nell Fortner in her six-year tenure. It also marks the quickest a team has reached the mark in Georgia Tech women's basketball history in the NCAA era.

The 1977-78 team finished the year 23-4 overall and opened 20-3, marking the quickest to 20 wins in program history.

COACH OF THE YEAR WATCH LIST

Nell Fortner is one of 15 candidates named to the 2025 Werner Ladder Naismith Women's College Coach of the Year Watch List, the organization announced on Feb. 19. Fortner is one of three coaches representing the ACC on the list as she is joined by Niele Ivey (Notre Dame) and Wes Moore (NC State).

This marks the third time Fortner has appeared on the Watch List as she earned a spot in 2022 and was a semifinalist in 2020.

STEAL PARTY

In Tech's game against Wake Forest (Feb. 16), the Yellow Jackets recorded 15 steals on the day, led by five from Kara Dunn and four from Inés Noguero. The 15 steals matched the season-high by the Jackets who previously recorded 15 steals against Louisiana Monroe (Dec. 11). It marked a season-high in ACC play for Tech.

On the season, Dunn leads the team in steals with 32 for a 1.2 steals per game average. She is closely followed by Tonie Morgan with 31 steals.

Inés Noguero returned to the starting lineup against Wake Forest and made immediate disruption on the defensive end. She finished with four steals in the win and multiple deflections.

GETTING IT DUNN

Kara Dunn has been a consistent producer for the Yellow Jackets this season. Overall, the junior is Tech's leading scorer, averaging 16.2 points per game. Dunn is also second on the team in rebounding, collecting 6.1 on average per game.

In conference play, Dunn is averaging 18.2 points and 5.6 rebounds per game. She has dropped six 20-plus point outings, including a 33-point performance against Virginia Tech, and logged a double-double against the Hokies.

Overall this season, Dunn has recorded 22 double figure scoring outings and had a 13-game streak of double-figure performances snapped at Virginia. She owns eight games with 20 or more points and three double-doubles on the season. She has led Tech in scoring 14 times and rebounding nine times.

She also leads Tech in field goal percentage, shooting 52.4 percent from the floor overall this season. In league play, the junior is hitting 52.7 percent from the field. She ranks 7th in all games and 4th in conference only games in FG% in the ACC. In league

ACC PRESEASON PREDICTIONS

2024-25 Predicted Order of Finish

Blue Ribbon Panel

1. Notre Dame
2. NC State
3. Duke
4. Louisville
5. Florida State
6. North Carolina
7. Stanford
8. Miami
9. Virginia

10. Georgia Tech

11. Syracuse
12. Virginia Tech
13. Clemson
14. California
15. Boston College
16. SMU
17. Wake Forest
18. Pitt

Blue Ribbon Panel Preseason Player of the Year

Hannah Hidalgo - So., G, Notre Dame

2024-25 Blue Ribbon Panel Preseason All-ACC Team

Hannah Hidalgo - So., G, Notre Dame
 Ta'Niya Latson - Jr., G, Florida State
 Saniya Rivers - Sr., G, NC State
 Aziaha James - Sr., G, NC State
 Olivia Miles - Jr., G, Notre Dame
 Sonia Citron - Jr., G, Notre Dame
 Makayla Timpson - Sr., F, Florida State
 Alyssa Ustby - Gr., G/F, North Carolina
 Reagan Richardson - Sr., G, Duke
 Kymore Johnson - So., G, Virginia

2024-25 Blue Ribbon Panel Newcomer Watch List

Toby Fournier - Fr., F, Duke
 Imari Berry - Fr., G, Louisville
 Kate Koval - Fr., F, Notre Dame
 Zamareya Jones - Fr., G, NC State
 Liza Karlen - Gr., Fr, Notre Dame

GEORGIA TECH'S LAST 13 POSTSEASONS

YEAR	OVERALL	ACC TOURN.	POSTSEASON
2023-24	17-16	1-1 (R2)	WBIT
2022-23	13-17	0-1 (R1)	N/A
2021-22	21-11	1-1 (QF)	NCAA
2020-21	17-9	1-1 (SF)	NCAA Sweet 16
2019-20	20-11	1-1 (QF)	Canceled
2018-19	17-13	0-1 (R2)	Declined WNIT
2017-18	20-14	1-1 (R2)	WNIT 3rd Round
2016-17	22-15	1-1 (R2)	WNIT Runners-Up
2015-16	20-13	1-1 (QF)	WNIT 2nd Round
2014-15	19-15	1-1 (R2)	WNIT 2nd Round
2013-14	20-12	1-1 (QF)	NCAA 1st Round
2012-13	14-16	0-1 (R1)	N/A
2011-12	26-9	2-1 (CG)	NCAA Sweet 16

TOP 25 POLLS

ASSOCIATED PRESS

(Feb. 17)

- 1 **Notre Dame**
- 2 Texas
- 3 UCLA
- 4 USC
- 5 UConn
- 6 South Carolina
- 7 LSU
- 8 Ohio State
- 9 **North Carolina**
- 10 TCU
- 11 **Duke**
- 12 Kansas State
- 13 **NC State**
- 14 Kentucky
- 15 Tennessee
- 16 Oklahoma
- 17 West Virginia
- 18 Alabama
- 19 Baylor
- 20 **Georgia Tech**
- 21 Maryland
- 22 Michigan State
- 23 Creighton
- 24 Oklahoma State
- 25 Illinois

Bold = 2024-25 Opponent

USA TODAY COACHES

(Feb. 18)

- 1 **Notre Dame**
- 2 Texas
- 3 UCLA
- 4 USC
- 5 UConn
- 6 South Carolina
- 7 LSU
- 8 Ohio State
- 9 TCU
- 10 **North Carolina**
- 11 **Duke**
- 12 **NC State**
- 13 Tennessee
- 14 Kentucky
- 15 Kansas State
- 16 Oklahoma
- 17 West Virginia
- 18 Maryland
- 19 Alabama
- 20 **Georgia Tech**
- 21 Michigan State
- 22 Baylor
- 23 Creighton
- 24 South Dakota State
- 25 **Florida State**

TECH IN THE POLLS

DATE	AP	COACHES
Oct. 15	RV	N/A
Nov. 11	N/A	N/A
Nov. 18	N/A	N/A
Nov. 25	N/A	RV
Dec. 2	RV	RV
Dec. 9	25	RV
Dec. 16	17	20
Dec. 23	13	16
Dec. 30	13	14
Jan. 6	13	13
Jan. 13	17	17
Jan. 20	18	18
Jan. 27	20	21
Feb. 3	17	19
Feb. 10	19	19
Feb. 17	20	20

play, Dunn leads all guards in FG%.

IT'S HOW IT ZOES

Over Tech's last six games, Zoe Smith has been a prominent presence on the floor. The graduate transfer has recorded double-figures in four of the six outings and logged double-doubles against Duke and Boston College (and just missed a double-double against SMU). During the stretch, Smith has averaged 11.2 points and 9.2 rebounds per game. She has shot 53.7 percent from the field and pulled down 20 offensive boards.

On the season, Smith is averaging 7.9 points and 6.6 rebounds per game. She owns 10 double-figure scoring games, four double-doubles and five double-figure rebounding outings.

SPREADING THE OFFENSE

Georgia Tech recorded 15 games this season with four or more Yellow Jackets finishing in double-figure scoring numbers, most recently with four against Wake Forest. Five players scored in double-figures five times this season - against West Georgia, at Mercer, at North Carolina, Clemson and at Miami. Tech's season-high was six players against Clemson on Jan. 19.

As of Feb. 18, Georgia Tech is one of only four teams in the ACC to own five or more games with five or more players scoring in double-figures.

In addition to spreading its offense, the Yellow Jackets are sharing the ball and have recorded 15 or more assists in 18 games with a season-high of 28 coming against FAMU and Clemson.

IN THE WRIGHT SPOT

Chit-Chat Wright earned her first collegiate start at Notre Dame (Jan. 16) and has started eight-straight games. In her eight starts, the freshman has averaged 8.4 points, while dishing out 29 assists. She has shot 34.2 percent from the field and logged four double-figure scoring outings.

A DOMINATING ZOE AGAINST DUKE

Against Duke, Zoe Smith logged her fifth career double-double, and third at Georgia Tech, with a game-high 16 points and game-high 13 rebounds. Smith came ready to play, owning 10 points and seven rebounds at halftime. The graduate transfer was a perfect 5-for-5 from the field after the first two quarters.

It marked her seventh game in double figures as a Yellow Jacket, while matching her season-high. Smith followed that performance with 16 points at Miami, tying for the team-high.

JOINING AN ELITE CLUB

This season, two Yellow Jackets have surpassed the 1,000-career points mark. Tonie Morgan hit the record against Virginia Tech to become the 35th player in program history to do so. Morgan sits at 1,144 career points in 89 games. She hit the mark in her 79th career game.

Five games later against Duke, Kara Dunn surpassed the milestone, becoming the 36th player in program history. Dunn currently owns 1,101 career points in just 84 games.

WELCOME BACK, DANI

After missing three full games, and playing just under six minutes against Virginia Tech, freshman Dani Carnegie returned to the floor at Virginia. Carnegie logged a career-high 29 points for her 14th game in double-figures and sixth 20-plus point outing.

Carnegie reached 29 points hitting seven field goals, including five three-pointers, and converting a career-high

WINS AGAINST RANKED FOES

Jan. 6, 1987	#13 Maryland	H	81-80 (OT)
Jan. 21, 1989	#13 Virginia	H	105-80
Jan. 2, 1990	#6 NC State	H	79-78
Jan. 18, 1990	#15 Maryland	H	70-68
Jan. 17, 1992	#16 NC State	H	83-72
Feb. 4, 1992	at #18 Clemson	A	59-57
March 7, 1992	vs. #4 Maryland	N	68-67
March 8, 1992	vs. #18 Clemson	N	74-73
Jan. 15, 1993	#15 North Carolina	H	73-63
Jan. 25, 1996	#18 Clemson	H	55-38
Feb. 25, 1996	at #17 Clemson	A	72-62
Jan. 5, 1997	#7 NC State	H	73-72
Feb. 13, 1997	#9 Virginia	H	72-60
Dec. 6, 1997	#9 Virginia	H	84-65
Dec. 5, 1998	at #17/14 NC State	A	74-73
Jan. 24, 1999	#7/6 North Carolina	H	91-84
Jan. 13, 2000	#15/12 North Carolina	H	55-44
Feb. 24, 2000	at #14/11 NC State	A	69-52
March 4, 2000	vs. #15/14 NC State	N	71-62
Jan. 7, 2001	#25 Virginia	H	70-65
Feb. 8, 2001	at #24 Virginia	A	87-70
Jan. 17, 2002	at #17/15 North Carolina	A	81-62
Dec. 27, 2002	vs. #24/22 Georgia	N	55-49
Dec. 3, 2004	#6/6 Georgia	H	55-49
Feb. 1, 2007	#4/4 Maryland	H	77-72
Dec. 3, 2008	#21/24 Michigan St.	H	70-57
Jan. 22, 2009	#2/3 North Carolina	H	66-62
March 1, 2009	#22/19 Virginia	H	74-66
Dec. 5, 2010	#21/22 Georgia	H	69-53
Jan. 6, 2011	#8/8 North Carolina	H	71-70
Feb. 24, 2011	at #13/16 North Carolina	A	64-57
March 4, 2011	vs. #13/15 Maryland	N	70-64
Feb. 12, 2012	at #23/RV North Carolina	A	56-64
March 20, 2012	vs. #17/16 Georgetown	N	76-64
Feb. 6, 2014	#13/11 North Carolina	H	94-91
Feb. 26, 2015	#16/17 Duke	H	71-62
Jan. 15, 2017	#24 Syracuse	H	75-66
Nov. 18, 2018	#14 Georgia	H	63-53
Jan. 20, 2019	#12/12 Syracuse	H	65-55
Jan. 2, 2020	#23/RV Miami	H	61-54
Jan. 9, 2020	#11/11 Florida State	A	67-52
Feb. 16, 2020	#4/4 NC State	A	65-61
Feb. 23, 2020	#17/18 Florida State	H	65-62
March 23, 2021	#17/20 West Virginia	N	73-56
Dec. 5, 2021	#20/19 Georgia	A	55-54
Dec. 9, 2021	#3/2 UConn	H	57-44
Jan. 23, 2022	#20 North Carolina	H	55-38
Feb. 2, 2023	#15/13 NC State	H	68-62
Nov. 26, 2024	#21/25 Oregon	N	74-58
Dec. 15, 2024	#14/14 North Carolina	A	82-76
Dec. 21, 2024	#23/RV Nebraska	H	72-61

10-of-11 free throws. She just missed a double-double with nine rebounds.

Carnegie ties for 18th in the ACC in scoring, while ranking seventh in 3-point field goals per game.

DOUBLE-DOUBLE X TWO

In Tech's game at Virginia, a pair of Yellow Jackets finished with double-doubles in Kayla Blackshear and Tonie Morgan. Blackshear hit her second double-double of the season with 10 points and a team-high 10 rebounds, while Morgan owned 11 assists and 11 points.

For Morgan, it marked her sixth career double-double on points and assists, and 14th double-double overall. It was also her second-straight double-double after posting a triple-double against Clemson in the game prior.

The game marked the first a pair of Jackets posted double-doubles since 2019.

TRIPLE-DOUBLE MORGAN

Junior Tonie Morgan recorded her first collegiate triple-double performance against Clemson on Jan. 19. Morgan logged a career-high 14 assists to go with 12 points and 12 rebounds. It marked only the fourth triple-double in Georgia Tech women's basketball history and the first since 2002.

It was also the first-ever triple-double recorded against an ACC opponent in program history.

ACC POSTSEASON HONORS

2023-24 Postseason Awards

Player of the Year: Elizabeth Kitley, Gr., C, Virginia Tech
 Defensive Player of the Year: Hannah Hidalgo, Fr., G, Notre Dame
 Rookie of the Year: Hannah Hidalgo, Fr., G, Notre Dame
 Coach of the Year: Felisha Legette-Jack, Syracuse
 Sixth Player of the Year: Oluchi Okananwa, Fr., G, Duke
 Most Improved Player: Liatu King, Sr., F, Pitt

All-ACC First Team

Elizabeth Kitley, Gr., C, Virginia Tech
 Dyaisha Fair, Gr., G, Syracuse
 Hannah Hidalgo, Fr., G, Notre Dame
 Georgia Amooore, Sr., G, Notre Dame
 Ta'Niya Latson, So., G, Florida State
 Deja Kelly, Sr., G, North Carolina
 Aziaha James, Jr., G, NC State
 Saniya Rivers, Jr., G, NC State
 Makayla Timpson, Jr., F, Florida State
 Liatu King, Sr., F, Pitt

All-ACC Second Team

Maddy Westfeld, Jr., F, Notre Dame
 Amari Robinson, Gr., F, Clemson
 Sonia Citron, Jr., G, Notre Dame
 Alyssa Utsby, Sr., G/F, North Carolina
 Kiki Jefferson, Gr., G, Louisville
 Kymora Johnson, Fr., G, Virginia

Tonie Morgan, So., G, Georgia Tech

Kara Dunn, So., G, Georgia Tech

Reigan Richardson, Jr., G, Duke
 Olivia Cochran, Sr., G, Louisville

All-Defensive Team

Hannah Hidalgo, Fr., G, Notre Dame
 Makayla Timpson, Jr., F, Florida State
 Elizabeth Kitley, Gr., C, Virginia Tech
 Saniya Rivers, Jr., G, NC State
 Dontavia Waggoner, Sr., G, Boston College

All-Freshman Team

Hannah Hidalgo, G, Notre Dame
 Kymora Johnson, G, Virginia
 Zoe Brooks, G, NC State
 Oluchi Okananwa, G, Duke
 Alyssa Latham, F, Syracuse

Only five players - Kymora Johnson (Virginia), Ta'Niya Latson (Florida State), Rose Micheaux (Virginia Tech), Olivia Miles (Notre Dame) and Tonie Morgan - have recorded triple-doubles in the ACC this season.

SIX IN DOUBLE FIGURES

Against Clemson, Georgia Tech registered six Yellow Jackets in double-figures - Kara Dunn (20), Kayla Blackshear (19), Tianna Thompson (13), Tonie Morgan (12), Rusne Augustinaite (11) and Chit-Chat Wright (10).

In the game, Tech also matched its season-high in assists, finishing with 28. Tech also recorded 28 against FAMU on Dec. 1.

It marked the first time six players finished in double figures since Dec. 5, 2015 when Georgia Tech edged USC Upstate, 87-46. In that game, Aaliyah Whiteside posted a double-double and Roddreka Rogers just missed a double-double with 19 points and nine rebounds.

The Jackets also recorded six in double figures against Mississippi Valley on Dec. 13, 2009, resulting in an 89-41 victory.

As of Feb. 17 games, Georgia Tech is one of eight teams in the ACC to have six players reach double figures in a game - Duke (2), Louisville (1), North Carolina (2), NC State (1), Notre Dame (2), Syracuse (1), Wake Forest (1).

DUNN, MORGAN COMBINE

Against Virginia Tech, Kara Dunn and Tonie Morgan combined to score 61 points in the double-overtime loss. Dunn finished with a game-high 33 points to mark a season-high and her third game scoring 30 or more points in her career (her career-high is 39 set against Georgia State last season).

Meanwhile, Morgan dropped in a career-high 28 points, helping the junior surpass 1,000-career points. Morgan became the 35th player in program history to join the elite club. Morgan hit 1,000 on a driving layup at the 7:03 mark of the second quarter.

With Dunn and Morgan both contributing over 20 points in the game, it marked the fourth time this season at least two players scored 20-plus points. Additional times include:

*vs. Georgia (11/7/24) - Dunn (25), Carnegie (20)

*at North Carolina (12/15/24) - Morgan (23), Carnegie (22)

*vs. Pittsburgh (12/29/24) - Dunn (28), Carnegie (24)

The double-overtime contest was the first since a loss to Pittsburgh on Feb. 12, 2023. It also marked the first overtime game for GT since a 71-66 win over Miami on March 3, 2024.

UTILIZING THE DEPTH

Georgia Tech averages 30.1 points per game off its bench, ranking second in the ACC and sixth overall in the nation in bench points per game. A strong component of that comes from Dani Carnegie who is second on the team offensively, averaging 13.5 points per game off the bench. But the Yellow Jackets have also seen solid production from Chit-Chat Wright (7.5 ppg), Rusne Augustinaite (5.7 ppg) and Kayla Blackshear (6.0 ppg) who all average over 5.0 points per game off the bench.

South Carolina leads the nation off the bench, averaging 41.6 points per game. Duke is the only other ACC team to rank nationally in the top 10 in this statistical category, coming in at No. 3.

ACC ROOKIE OF THE WEEK X 5

Freshman Dani Carnegie is on pace to make Georgia Tech program history, picking up her fourth-consecutive, and fifth overall, ACC Rookie of the Week honor on Jan. 6. Carnegie now becomes just the fourth Jacket in program history to earn at least five weekly rookie honors, and the first since 2016-17 (Francesca Pan). Niesha Butler owns Tech's record for most recorded ACC Rookie of the Week accolades, earning seven in 1998-99. The ACC record is 12 held by Hannah Hidalgo (Notre Dame - 23-24).

Carnegie collected her fifth ACC Rookie of the Week nod on Jan. 6 after dropping a career-high 28 points in the win against Syracuse. The freshman connected on 6-of-8 from three-point distance (also a career-best), while adding seven rebounds and four assists.

She earned her fourth ACC Rookie of the Week honor, being voted as such on Dec. 30 for the third-straight week. Carnegie dropped in 24 points, a season-high for the freshman, against Pitt. It marked her fourth 20-plus point game. With her fourth weekly honor, Carnegie becomes the first Yellow Jacket since 2018-19 to collect as many honors.

Carnegie collected her third ACC Rookie of the Week accolade on Dec. 23 after the Jackets defeated Rice and No. 23 Nebraska. Carnegie scored 20 points against the Cornhuskers and averaged 13.5 points and 7.0 rebounds per game during the week.

Carnegie received her second ACC Rookie of the Week honor on Dec. 16 after helping the Jackets pick up a pair of wins against Louisiana Monroe and No. 14 North Carolina. The freshman averaged 18.0 points and 8.5 rebounds in Tech's two games to lead the Yellow Jackets on the week. She hit a team-high six three-pointers in the two games, while going a perfect 4-for-4 at the free throw line.

Carnegie collected her first weekly honor on Nov. 18, earning ACC Co-Rookie of the Week accolades. The newcomer averaged 17.5 points per game, helping lift Georgia Tech to a pair of wins over West Georgia and Georgia. She led Tech from three-point distance, hitting seven between the two games, and shot 46.4 percent from the field. Carnegie led Tech against West Georgia with 15 points before logging her first collegiate 20-point outing, dropping 20 against Georgia.

ARI THE HELPER

Sophomore center Ariadna Termis currently ranks third on the team in assists with 59 on the season. Termis ranked as high as

LARGEST HOME CROWDS

1.	11/21/10	#1/1 UConn	L, 71-51	7,325
2.	2/8/95	#11/11 UNC	L, 84-62	6,621
3.	1/19/25	Clemson	W, 89-65	6,386
4.	12/5/08	Georgia	W, 57-42	6,212
5.	2/7/99	#9/11 Duke	L, 74-73	6,058
6.	11/11/12	#20/16 Tenn.	L, 54-71	5,517
7.	11/6/23	Coastal Carolina	W, 83-53	4,963
8.	12/9/21	#3/2 UConn	W, 57-44	4,587
9.	1/26/25	#14 Duke	L, 55-50	4,301
10.	1/23/93	#10 Virginia	L, 107-81	4,158
11.	2/21/93	Wake Forest	W, 85-72	4,136
12.	2/16/03	Virginia	L, 56-54	4,044
13.	1/26/02	Clemson	W, 83-78	3,965
14.	12/13/09	MVSU	W, 89-41	3,864
15.	1/20/96	#7/7 Virginia	L, 79-58	3,849
16.	1/8/04	#1/2 Duke	L, 45-77	3,833
17.	2/11/96	Wake Forest	W, 75-65	3,827
18.	2/18/99	#17/17 Virginia	L, 73-86	3,812
19.	11/4/24	Winthrop	W, 85-39	3,611
20.	1/13/03	#1/1 Duke	L, 59-79	3,592
21.	1/9/00	#14/10 Duke	L, 45-64	3,512
22.	2/27/94	Duke	W, 64-56	3,385
23.	2/10/08	#3/3 UNC	L, 61-75	3,257

*McCamish Pavilion record

CAREER DOUBLE-DOUBLES

KARA DUNN - 3

33 pts, 10 rebs vs. Virginia Tech - 1/9/25
16 pts, 14 rebs vs. Nebraska - 12/21/24
11 pts, 13 rebs vs. Georgia State - 11/8/24

KAYLA BLACKSHEAR - 6

10 pts, 10 rebs at Virginia - 1/23/25
10 pts, 10 rebs vs. Florida A&M - 12/1/24
12 pts, 10 rebs vs. Clemson - 1/11/24
10 pts, 11 rebs vs. Georgia State - 12/10/23
18 pts, 11 rebs vs. Miami - 1/12/23
16 pts, 13 rebs at Wake Forest - 1/8/23

TONIE MORGAN - 14

11 pts, 11 assts at Virginia - 1/23/25
14 assts, 12 pts, 12 rebs vs. Clemson - 1/19/25
24 pts, 11 rebs vs. Pitt - 3/6/24
16 pts, 10 rebs at Miami - 3/3/24
23 pts, 11 assts at NC State - 2/18/24
15 pts, 10 assts vs. Boston College - 1/21/24
15 pts, 12 rebs at Pitt - 1/7/24
18 pts, 12 rebs vs. Virginia - 1/4/24
11 pts, 12 rebs at Georgia - 12/16/23
13 pts, 12 rebs vs. New Mexico - 11/24/23
17 pts, 10 assts vs. NC State - 2/2/23
13 pts, 12 assts vs. Clemson - 1/26/23
16 pts, 15 rebs vs. Syracuse - 1/19/23
11 pts, 10 rebs vs. Furman - 12/21/22

INÉS NOGUERO - 2

11 pts, 10 rebs at Clemson - 2/15/24
10 pts, 12 rebs vs. Mercer - 12/5/23

ZOESHA SMITH - 6

16 pts, 11 rebs at Boston College - 2/9/25
16 pts, 13 rebs vs. Duke - 1/26/25
16 pts, 12 rebs vs. Syracuse - 1/2/25
11 pts, 11 rebs vs. Rice - 12/18/24
21 pts, 10 rebs at Georgia Tech - 11/20/22*
15 pts, 13 rebs vs. Florida - 2/12/23*

D'ASIA THOMAS-HARRIS - 1

12 pts, 13 rebs at Rice - 11/16/23

second in the ACC in assist/turnover ratio and ranked 15th nationally in that statistical category until recently. She was the only non-guard to rank in the top 10 in assist/turnover ratio at the national level.

USBWA NATIONAL PLAYER OF THE WEEK

Junior Kara Dunn earned national recognition on Dec. 31, being named one of five USBWA National Players of the Week. Dunn helped Tech to a 100-61 rout over Pittsburgh, finishing with a team-high 28 points, 20 coming in the first half. The junior converted 10 field goals and went 7-for-8 at the free throw line, while pulling down a team-high seven rebounds and dishing out three assists.

The 28-point performance marked her third game this season with 20-plus points. She has recorded double figures in 22 games thus far.

Dunn joined teammate Tonie Morgan in the 1,000-career point club, surpassing the mark against Duke.

LOGGING 100

Against Pittsburgh, Georgia Tech logged 100 points for the first time since a 102-49 victory over Southeastern Louisiana on Nov. 18, 2015. It was also the first 100-point game against an ACC opponent since a 103-101 double-overtime loss at Virginia on March 2, 2008. Georgia Tech has scored 100 points against an ACC opponent only four times in program history.

The 39-point victory over Pitt also becomes the largest margin of victory over an ACC opponent in program history. The previous high was 37 points in an 85-48 win over Boston College on Feb. 19, 2012.

GOING THE DISTANCE

Sophomore Rusne Augustinaite held a three-point shooting clinic against Rice (Dec. 18), connecting of 7-of-11 from beyond the arc for a career-high made. Augustinaite finished with a season-high 23 points in the win over the Owls, leading a quartet of Jackets in double-figures.

In the game, Tech finished with 13 triples made. To date, Tech has hit 10 or more three-pointers in a game six times this season, most recently with 12 against Pitt. As a team, Tech is third in the ACC in 3-point field goals made, following only Florida State and California.

OPENING ACC PLAY

Georgia Tech kept their record unblemished picking up its second ranked win of the season with an 82-76 win at No. 14 North Carolina. Tonie Morgan logged her then seventh game in double-figures, leading Tech with 23 points. The Jackets shook off a slow start and scored 82 points against the ACC's leading defensive team. Tech also held UNC's leading scorer, Alyssa Ustby, to a mere two points at the charity stripe and no field goals. The Jackets went to the free throw line for a season-high 18 attempts and converted 16.

The win snapped a six-game skid when playing in Chapel Hill and was the fourth win over a Top 50 NET team this season.

60-POINT ROUT

Georgia Tech cruised to a 97-37 victory over Louisiana Monroe on Dec. 11 to improve to 10-0 on the season. Four different Yellow Jackets finished in double-figures. Rusne Augustinaite led Tech offensively for the first time this season, dropping 17 points after a 5-for-10 effort from three-point distance. Several Jackets were just shy of a double-double, including Dani Carnegie who finished with 14 points and eight rebounds and Zoesha Smith (nine rebounds, eight points).

Tech hit 14 three-pointers in the outing, nearly matching its program record set this season. Five Jackets connected from three-point land. To date, Georgia Tech has had five different Jackets connect on a three-point in seven games, highlighted by seven Jackets against FAMU.

ULM committed more turnovers than made field goals in the outing, owning 25 miscues to 16 made field goals. The Warhawks were limited to one player in double-figures and shot just 25.8 percent from the field. Tech has held three opponents to under 30 percent shooting this season - Georgia State, Mercer and ULM.

LENDING A HAND

Having logged 15 or more assists in every game but six thus far this season, Georgia Tech currently is second in the ACC in assists, averaging 18.12 per game. Notre Dame sits in first, averaging 18.32. Tech recorded a season-high 28 in its win over Florida A&M (Dec. 1) and matched that in its win against Clemson on Jan. 19. Tech has dished out 20 or more assists 11 times this season. Tech was held to a season-low three assists against South Dakota State in the opening game of the Hawaii North Shore Showcase.

Tonie Morgan currently leads Georgia Tech on the year with 150 assists for a 5.77 assists per game average. The junior is second in the ACC in assists and 10th nationally in the statistical category. She also ranks third in the ACC in assist/turnover ratio. In ACC games only, Morgan leads the league in assists, averaging 6.36 per game, recently surpassing Olivia Miles (Notre Dame).

SEC/ACC CHALLENGE

The 2024-25 season marked the second edition of the SEC/ACC Challenge. Georgia Tech drew Mississippi State this season in a rematch of the WBIT first round game that closed last season for the Yellow Jackets.

In the seventh meeting between the programs, Georgia Tech avenged a loss to MSU last season, collecting a 78-75 victory over the Bulldogs. Tech hit 12 three-pointers in the victory to overcome a halftime deficit as the teams stood tied with five minutes to play. After struggling in the first half offensively, freshman Dani Carnegie came up big in the fourth quarter, scoring 10 points, including a pair of free throws in the final seconds to extend Tech's lead to three. Kara Dunn registered a team-high 23 points, while Tonie Morgan logged 15 points and eight assists in the win.

In the game, Tech attempted a program-high 38 three-pointers, surpassing the previous high of 36 set against Clemson on Feb. 19, 2004.

Rusne Augustinaite has seen success in the Challenge, having recorded a career-night in Tech's first Challenge game last year against Florida. The then-freshman dropped 30 points against Florida. The Jackets recorded their first win in the Challenge this season, having dropped a 68-58 decision to the Gators last year.

JACKETS BY THE NUMBERS

GAMES LEADING GT IN:

Scoring (includes ties):

Dunn	14
Carnegie	6
Augustinaite	2
Morgan	2
Smith	2
Termis	1

Rebounding (includes ties):

Dunn	9
Smith	9
Blackshear	4
Carnegie	2
Morgan	2
Termis	2
Noguero	1

Assists (includes ties):

Morgan	18
Wright	6
Termis	3
Carnegie	2
Noguero	2
Dunn	1

Games in Double Figure Scoring:

Dunn	22
Morgan	21
Carnegie	16
Smith	10
Wright	8
Blackshear	7
Termis	4
Augustinaite	3
Noguero	3
Thompson	1

Games with 20+ points:

Dunn	8
Carnegie	6
Morgan	3
Augustinaite	1

Games with 5+ assists:

Morgan	16
Noguero	3
Wright	5
Termis	4
Blackshear	2

Games with 3+ steals:

Morgan	4
Noguero	4
Dunn	3
Wright	3
Smith	2
Blackshear	1
Noguero	1
Thompson	1

PROGRAM RECORD 3'S

Georgia Tech is setting records this season, having produced a new program single-game record against Florida A&M on Dec. 1. Connecting on 15 three-pointers, the Yellow Jackets topped the previous single-game record of 14 made against Appalachian State on Dec. 11, 2016. Seven different Yellow Jackets connected beyond the arc against the Rattlers to help Tech set the new program record. In the win, the Jackets shot an astounding 61.7 percent from the floor, marking the first time Tech has shot 60 percent or better since defeating Kennesaw State on Nov. 22, 2011 when it hit 63.5 percent.

To continue breaking records, Tech attempted 38 three-pointers against Mississippi State to set a new program high in that statistical category. The 38 three-point attempts also ties for the second most attempts in the ACC this season - Cal attempted 40 against Stanford.

To date, Georgia Tech has connected on 10-plus from beyond the arc in six games:

*Georgia (11/17/24) - 11-of-32 - 34.4%
*Florida A&M (12/1/24) - 15-of-28 - 53.6%
*Mississippi State (12/4/24) - 12-of-38 - 31.6%
*ULM (12/11/24) - 14-of-33 - 42.4%
*Rice (12/18/24) - 13-of-29 - 44.8%
*Pittsburgh (12/29/24) - 12-of-34 - 35.3%

OFF TO A STRONG START

With its win at UNC on Dec. 15, Georgia Tech officially sealed the best start in program history at 11-0. The previous high was a 10-0 start in the 1977-78 season. Additionally, with its win over Pittsburgh, Georgia Tech recorded the best win streak in program history at 14 consecutive victories.

HAWAII CHAMPIONS

Collecting two wins in Hawai'i, Georgia Tech was crowned the 2024 Hawaii North Shore Showcase Champions with wins over South Dakota State and No. 21 Oregon. Tonie Morgan was tabbed the Tournament MVP after averaging a team-high 15.5 points and 9.0 rebounds per game, while tying for team-high in assists with seven. Ariadna Termis also took home some hardware being named to the All-Star Team. Termis finished second on the team in scoring, averaging 10.5 points per game and hit a team-high five three-pointers between the two games.

The win over No. 21 Oregon marked the first ranked win since Tech defeated No. 15 NC State, 68-62, on Feb. 2, 2023. It was the 10th win over a ranked opponent in the Nell Fortner era. Since Hawai'i, Tech has picked up two more wins over ranked foes to total 13 ranked wins under Fortner.

WHAT'S NEW TERMIS?

Having spent the summer in Atlanta working on the court and in the weight room, sophomore Ariadna Termis has seen much improvement on the floor this season. Termis scored a career-best 13 points in Tech's win over No. 21 Oregon, leading the Yellow Jackets offensively in the victory. Termis reached 13 points hitting five field goals, including three triples to match her personal-best.

Termis hit two or more three-pointers in a streak of three-straight games, capped against Oregon. In two years, the sophomore has connected on multiple three-pointers in a game in nine outings. Currently averaging 4.7 points per game on the season, Termis has doubled her scoring average since last year when she contributed 2.6 points per game as a freshman.

THERE'S ALWAYS A FIRST

Junior guard Kara Dunn recorded her first collegiate double-double in Tech's win against Georgia State, logging 11 points and 13 rebounds. Dunn led Tech in rebounding on the night with her personal-high.

Dunn logged her second career double-double in its win over Nebraska with 16 points and a career-high 14 rebounds, and followed with her third double-double against Virginia Tech (33 points, 10 rebounds). She has led the Jackets in rebounding in nine games this season.

Dunn flirted with a double-double multiple times in her career, but never surpassed the mark. Her 14 rebounds against Nebraska topped her previous career-high of 13, set against Georgia State earlier this season.

CARNEGIE CAN

Freshman Dani Carnegie has made an immediate impact her inaugural season, leading the Yellow Jackets offensively in six games. To date, Carnegie owns 16 games scoring in double-figures and six with 20 or more points. She scored a career-high 29 points in the win at Virginia.

Carnegie became the first freshman Yellow Jacket to post back-to-back double-figure games to open their freshman season since 2018-19. Additionally, her 17 points in her collegiate debut marked the most by a freshman since Kaela Davis scored 20 points in her debut against Coppin State on Nov. 8, 2013. Davis would go on to score in double-figures her first eight games that season.

SEASON OPENING DOMINANCE

Georgia Tech opened the 2024-25 collegiate basketball season across the country, playing the first game of the year. Tech welcomed Winthrop for "Education Day" on Nov. 4 and collected a dominating win to improve to 6-0 in season-openers under head coach Nell Fortner. The Jackets collected an 85-39 victory over the Eagles behind a 53.8 percent shooting effort, paced by four in double figures.

Tech's highly-touted freshmen class combined for 32 points and 11 rebounds led by Dani Carnegie's team-high 17-point performance. Three of the four freshmen connected at least once from three-point distance - Carnegie, Grooms and Wright - while all four contributed offensively.

ACC WEEKLY HONORS

2024-25 ACC Player and Freshman of the Week

Week 1 -Nov. 11

Player: Olivia Miles, Jr., G, Notre Dame
Freshman: Tajianna Roberts, Fr., G, Louisville

Week 2- Nov. 18

Co-Player: Makayla Timpson, FSU & Hannah Hidalgo, Notre Dame

Co-Freshman: Dani Carnegie, Georgia Tech & Kate Koval, Notre Dame

Week 3- Nov. 25

Player: Hannah Hidalgo, So., G, Notre Dame
Freshman: Toby Fournier, F, Duke

Week 4 - Dec. 2

Co-Player: Reigan Richardson, Sr., G, Duke; Ta'Niya Latson, Jr., G, Florida State
Freshman: Tajianna Roberts, G, Louisville

Week 5- Dec. 9

Player: Ta'Niya Latson, Jr., G, Florida State
Freshman: Toby Fournier, F, Duke

Week 6- Dec. 16

Player: Hannah Hidalgo, So., G, Notre Dame
Freshman: Dani Carnegie, G, Georgia Tech

Week 7- Dec. 23

Player: Haley Cavinder, Gr., G, Miami
Freshman: Dani Carnegie, G, Georgia Tech

Week 8 - Dec. 30

Player: Olivia Miles, Jr., G, Notre Dame
Freshman: Dani Carnegie, G, Georgia Tech

Week 9 - Jan. 6

Player: Ta'Niya Latson, Jr., G, Florida State
Freshman: Dani Carnegie, G, Georgia Tech

Week 10 - Jan. 13

Player: Rose Micheaux, Sr., F, Virginia Tech
Freshman: Tajianna Roberts, G, Louisville

Week 11 - Jan. 20

Player: Ta'Niya Latson, Jr., G, Florida State
Freshman: Toby Fournier, F, Duke

Week 12- Jan. 27

Player: Ta'Niya Latson, Jr., G, Florida State
Freshman: Toby Fournier, F, Duke

Week 13 - Feb. 3

Player: Hannah Hidalgo, So., G, Notre Dame
Freshman: Tajianna Roberts, G, Louisville

Week 14 - Feb. 10

Player: Aziala James, Sr., G, NC State
Freshman: Toby Fournier, F, Duke

Week 15 - Feb. 17

Player: Reniya Kelly, So., G, North Carolina
Freshman: Tajianna Roberts, G, Louisville

Week 16 - Feb. 24

Player:
Freshman:

Week 17 - March 3

Player:
Freshman:

The Jackets distributed the ball well its in opener, tallying 25 assists on 35 made field goals. Three different Jackets - Morgan, Termis and Wright - led the way, all with six assists each.

PRESEASON TUNE-UP

Georgia Tech held its final preseason tune-up against Anderson University in an exhibition game on Halloween. A total of 11 Yellow Jackets took the floor and all 11 contributed offensively in the 109-53 victory. Zoe Smith and Kara Dunn led Tech offensively, each chipping in 18 points, as five Jackets finished in double-figures. Four of Tech's five starters finished in double-figures, including Arianda Termis who tallied 12 points and a team-best seven rebounds.

Tech's 12th-ranked freshmen class saw promising minutes in exhibition play, tallying a combined 31 points, 15 rebounds, eight assists, four steals and three blocks. Tianna Thompson paced the freshmen class with 13 points, going 5-for-7 from the field, including a 2-for-3 effort from three-point range.

RETURNING A CORE NUCLEUS

Tech returns a core nucleus of seven letterwinners, therefore bringing back 92% of its scoring and 87% of its rebounding from last season. In addition, the seven letterwinners accounted for 88.6 percent of the shots taken and 95.7 percent the free throws attempted.

In addition to its scoring and rebounding returning, Georgia Tech brings back the majority of production from last season. The Yellow Jackets return solid production in blocks (89.8%), three-pointers (87.9%), steals (81.5%), minutes (80.5%) and assists (79.1%).

STRENGTH OF SCHEDULE

Georgia Tech will face a competitive schedule this year with 16 opponents on the slate having reached postseason play last season. Of those 16 postseason teams, 13 participated in the NCAA Tournament and three reached the Sweet 16. The Yellow Jackets will spend part of their Thanksgiving break in Hawai'i, opening the North Shore Showcase against Summit League defending champions, South Dakota State.

BACK FOR YEAR SIX

Georgia Tech returns for its sixth season under head coach Nell Fortner in 2024-25, looking to improve upon last season's 17-11 overall record and 7-11 mark in league action. Tech reached postseason play last year, participating in the inaugural WBIT.

In five years with Nell Fortner at the helm, the Yellow Jackets have reached postseason play three times (while qualifying a fourth time before Covid-19), including back-to-back appearances in the NCAA Tournament (2022 and 2021). In 2021, Tech reached the Sweet 16 for just the second time in program history. Last season, the Yellow Jackets earned a bid to the inaugural Women's Basketball Invitation Tournament (WBIT).

Tech's win against Rice on Dec. 18 marked the 100th win for Coach Fortner at Georgia Tech. As the head coach of the Yellow Jackets, Fortner boasts a 109-69 record.

50TH ANNIVERSARY

Georgia Tech will celebrate the 50th anniversary of women's basketball on The Flats during the 2024-25 season. Tech's first varsity female sports team, women's basketball started in 1974-75 and has amassed 795 wins since. In 50 seasons, Georgia Tech has made 11 NCAA Tournament appearances, eight WNIT appearances, and seven GAIW State Tournaments. The Yellow Jackets made their first postseason appearance in school history in 1992 and won the NWIT in Amarillo, Texas. The win also marked the first NWIT title for an ACC school.

Tech made its first NCAA Tournament appearance in 1992-93. The Jackets didn't return for 10 years, making its next trip in 2003, but then participated in every Big Dance from 2007-2012. In 2012, Tech made its first-ever run to the Sweet 16. The Jackets would return to the Sweet 16 in 2021 with Nell Fortner at the helm.

VERSATILE MORGAN

Tonie Morgan has put together quite the collegiate career on The Flats thus far. After earning ACC All-Freshman Team honors and two ACC Rookie of the Week nods in 2022-23, the Jacket continued her impressive ways as a sophomore last season. Morgan received all-ACC second team honors after leading the Jackets with 15.6 points and 6.8 rebounds per game. She added to her resume with ACC All-Tournament second team honors and a Cancun Challenge all-tournament team selection.

Morgan finished last year with eight double-doubles and posted double-figure scoring totals in 29 games. Morgan also led the Jackets in assists (170) and steals (55). Nationally, she finished the season ranked 33rd in assists (170) and 35th in assists per game (5.2).

The junior surpassed 1,000-career points against Virginia Tech to become the 35th player in program history to join the elite club.

DUNN LAST SEASON

Kara Dunn narrowly finished outside the top spot on the team in scoring as a sophomore last season, averaging 15.5 points per game (Tonie Morgan averaged 15.6 ppg). She led the team in free throw percentage (.782), while finishing second in three-pointers made with 39 to earn her all-ACC second team honors. In ACC games only, Dunn finished 10th in scoring, dropping 16.72 points per game on average.

Among her accolades last season, Dunn had some impressive outings. In Tech's game at NC State, Dunn hit a remarkable three-pointer as time expired in regulation to force overtime, while also earning her a spot on ESPN SportsCenter Top 10.

Against Georgia State (Dec. 10, 2023), Dunn dropped a career-high 39 points to become the first Yellow Jacket since 1999 to score that many points in a game, earning her ACC Player of the Week honors.

STEADY ON THE BOARDS

Kayla Blackshear has been a steady producer on the boards for Georgia Tech since she arrived on The Flats. Last season, Blackshear secured 6.3 rebounds per game to finish second on the team. She led the team in rebounding in nine games and recorded four outings with double-figure rebounding totals. In her three seasons on The Flats to date, Blackshear has led Georgia Tech in rebounding in 23 games dating back to the 2022-23 season.

TECH LEGACY

Freshman Tianna Thompson is no stranger to Georgia Tech, as her father, Rich, ran track and field for the White and Gold from 1988-91. An All-American and Olympic Trials finalist, Rich Thompson was inducted into the Georgia Tech Sports Hall of Fame in 2001. Thompson was tabbed outdoor all-American in the triple jump in 1989 and 1991, while collecting indoor honors in 1991, also for triple jump. He was also a multiple all-ACC honoree.

MCKAYLA TAYLOR SIGNEE

On National Signing Day, Nov. 13, Georgia Tech signed Atlanta native McKayla Taylor to join the program in 2025-26. A GHSA 6A region 5 player of the year, Taylor has averaged 11.5 points and 11.8 rebounds per game in her three seasons at Langston Hughes High School. She is the No. 4-ranked center in the state of Georgia by Sandy's Spiel and was tabbed a 2023-24 6A all-state honorable mention by the same organization. Taylor was a 2024 Atlanta Journal Constitution 6A all-state second team selection and is a two-time Atlanta Public Schools MVP (2019 and 2020).

Taylor helped Langston Hughes reach the 2023 GHSA 6A Final Four after averaging 10.0 points and 10.7 rebounds per game her sophomore season. She currently owns over 500 career points and 500 career rebounds at Langston Hughes. Taylor played in the same AAU organization as current Yellow Jackets, Dani Carnegie and Chit-Chat Wright.

BASKETBALL HERITAGE

Continuing the theme of basketball families, freshman Gabbie Grooms shares a connection with teammate Kara Dunn as Grooms' mother also played collegiate basketball at the University of Georgia. Lady Grooms (Hardmon) played at UGA from 1989-92, played in 121 games and started 110, donning No. 23. She finished her collegiate career with 1,397 points for an 11.5 average and helped the Bulldogs to the 1991 SEC Championship.

Kara Dunn's mother, Stephanie Wheeler, also played at Georgia (1992-95) and was a member of the 1995 NCAA Final Four team.

INDIVIDUAL MISC. STATS

Career 20-Point Games

Rusne Augustinaite: 2

Rice	12/18/24	23
Florida	11/29/23	30

Kayla Blackshear: 3

at Florida State	12/29/23	22
at Rice	11/16/23	21
Coastal Carolina	11/6/23	24

Dani Carnegie: 6

at Virginia	1/23/25	29
Syracuse	1/2/25	28
Pittsburgh	12/29/24	24
Nebraska	12/21/24	20
at North Carolina	12/15/24	22
Georgia	11/17/24	20

Tonie Morgan: 10

Virginia Tech	1/9/25	28
at North Carolina	12/15/24	23
vs. SDSU	11/23/24	21
vs. Pitt	3/6/24	24
at NC State	2/18/24	23
Miami	2/11/24	24
at Wake Forest	2/4/24	22
at Virginia Tech	1/25/24	26
at Nebraska	12/2/23	20
Coastal Carolina	11/6/23	20

Career 20-Point Games

Kara Dunn: 18

Wake Forest	2/16/25	22
at Boston College	2/9/25	23
Clemson	1/19/25	20
at Notre Dame	1/16/25	21
Virginia Tech	1/9/25	33
Pittsburgh	12/29/24	28
Mississippi State	12/4/24	23
Georgia	11/17/24	25
at NC State	2/18/24	31
at Clemson	2/15/24	24
at Pitt	1/7/24	26
Virginia	1/4/24	24
at Florida State	12/29/23	24
at Georgia	12/16/23	21
Georgia State	12/10/23	39
at Nebraska	12/2/23	22
Wake Forest	2/16/23	21
Pittsburgh	2/12/23	20

HITTING THE PORTAL

Georgia Tech picked up a fifth-year transfer out of the portal over the summer in Zoe Smith, who played four seasons at the University of Georgia. The Brunswick, Ga., native appeared in 74 games and started in 19 while a Bulldog. Smith completed her four years in Athens averaging 5.8 points and 3.5 rebounds per game, while shooting 46.8 percent from the floor. She scored a career-high 21 points as a junior against Georgia Tech. Smith graduated from Georgia with a degree in human development and social sciences.

LAST SEASON RECAP

Georgia Tech capped last season with a 17-16 overall record, a four-win improvement from the season before when the Jackets went 13-17 in 2022-23. The Yellow Jackets reached the second round of the ACC Tournament last year, downing Pitt before falling to Duke in the second round.

For the third year under Nell Fortner, Tech reached postseason play, earning a bid to the inaugural Women's Basketball Invitation Tournament (WBIT). Tech dropped a first-round matchup at Mississippi State, but will meet the Bulldogs against this year in the SEC/ACC Challenge.

GOING DANCING

Under the direction of head coach Nell Fortner, Georgia Tech made back-to-back NCAA Tournament appearances in 2021 and 2022, marking the first time Tech has made consecutive appearances since six-straight from 2007-12.

Tech reached the Sweet 16 for just the second time in program history in 2021. Tech's appearance in 2022 marked the 11th in the Big Dance.

HOME SWEET HOME

All time, the Yellow Jackets are 431-237 (.620) when playing at home. The Jackets have won the last 11-consecutive home openers dating back to the 2012-13 season. Last season, Tech defeated Coastal Carolina in its home opener, 83-53. Under the direction of Fortner, the Jackets are 6-0 in home openers dating back to her first season in 2019-20.



RECORD WHEN...

At home	14-2
On road	5-3
Neutral	2-0
Against ranked teams	3-2
In games decided by 3 pts or less	2-0
In games decided by 4-5 pts	0-1
In games decided by 6-10 pts	1-3
In games decided by 11-20 pts	10-1
In games decided by 21+ pts	8-0
Leading at half	20-1
Tied at half	0-0
Trailing at half	1-4
Leading with 10:00 remaining	19-1
Trailing with 10:00 remaining	1-3
Leading with 5:00 remaining	19-0
Trailing with 5:00 remaining	1-4
GT shoots 40% or better	16-2
GT shoots less than 40%	5-3
GT shoots same/better than opp	17-1
Opp. shoots 40% or better	7-4
Opp. shoots less than 40%	13-1
GT out-rebounds opp	16-2
Opp. out-rebounds GT	4-3
Teams tied in rebounding	1-0
GT shoots 70% or better on FT's	13-3
GT has more/same FT attempts	18-2
Opp. has more FT attempts	3-3
GT shoots 30% or better on 3pt	15-1
GT shoots less than 30% on 3pt	6-4
Opp. shoots 30% or better on 3pt	6-3
Opp. shoots less than 30% on 3pt	15-2
GT has more/same TO than opp	6-4
GT scores 90+ pts	3-1
GT scores 80-89 pts	7-0
GT scores 70-79 pts	9-0
GT scores 60-69 pts	1-3
GT scores 50-59 pts	0-1
GT scores less than 50 pts	0-0
Opp. scores 90+ pts	0-1
Opp. scores 80-89 pts	0-1
Opp. scores 70-79 pts	2-0
Opp. scores 60-69 pts	9-2
Opp. scores 50-59 pts	6-1
Opp. scores less than 50 pts	5-0
On Mondays	2-0
On Tuesdays	0-0
On Wednesdays	3-0
On Thursdays	4-3
On Fridays	1-0
On Saturdays	2-0
On Sundays	9-2
In November	6-0
In December	8-0
In January	3-4
In February	4-1
In March	0-0
In Overtime	0-0
In Specialty Uniforms	3-0
In Gold Uniforms	3-0
In Navy Uniforms	5-3
In White Uniforms	10-2

THE LAST TIME...

The Last Time (Team)

Tech scored 100 points in a game:	100 vs. Pittsburgh, December 29, 2024
Tech scored 100 points in an ACC game:	100 vs. Pittsburgh, December 29, 2024
A Tech opponent scored 100 points:	105 vs. Virginia Tech, Jan. 9, 2025 (2 OT)
Tech scored 60-69 points in a half:	60 vs. Morgan State, Nov. 16, 2014
Tech scored 70+ points in a half:	70 vs. Presbyterian (2nd half), Dec. 2, 1985
Tech won an overtime game: at Miami (71-66), March 3, 2024
Tech lost an overtime game:	vs. Virginia Tech, Jan. 9, 2025 (2 OT)
Tech played a double overtime game:	vs. Virginia Tech, Jan. 9, 2025 (2 OT)
Tech played a triple overtime game: vs. Michigan (89-79), April 1, 2017
Tech shot 70 percent for a half:	82.4 (14-17) at Houston, Nov. 9, 2018
Tech shot 80 percent for a half:	82.4 (14-17) at Clemson, Jan. 30, 2022
Tech shot 60 percent from the field in a game:	61.7 (37-60) vs. Florida A&M, Dec. 1, 2024
Tech shot 90 percent from the free throw line in a game (min. 10 att.):	90.0 (9-10), vs. Louisiana Monroe, Dec. 11, 2024
Tech shot 100 percent from the free throw line in a game (min. 10 att.):	1.000 (11-11), at Clemson, Feb. 15, 2024
Tech shot less than 40 percent from the field in a game:	34.3 (23-67) at Clemson, Feb. 13, 2025
Tech shot less than 30 percent from the field in a half:	28.6 (10-35) vs. Duke, Jan. 26, 2025
Tech shot less than 50 percent from the free throw line in a game:	42.9 (9-21) vs. USC Upstate, Dec. 20, 2023
Opponent shot less than 50 percent from the free throw line in a game:	37.6 (6-16) at Miami, March 3, 2024
Tech did not make a 3-point field goal: vs Virginia, Jan. 28, 2018
Tech held an opponent under 30 percent shooting:	25.8 (16-62) vs. Louisiana Monroe, Dec. 11, 2024
An opponent shot 60 percent:	62.3 (33-53) vs Notre Dame, Jan. 7, 2018
Tech attempted 50 free throws:	51 (made 34) vs. Alabama State, Nov. 24, 2015
Tech made 40 free throws: Never
Tech defeated a top-10 opponent:	No. 3/2 vs. UConn, 57-44, Dec. 9, 2021
Tech defeated a top-25 opponent:	No. 23 Nebraska, 72-61, Dec. 21, 2024
Tech defeated a top-25 opponent on the road:	No. 14 North Carolina, 82-76, Dec. 15, 2024

The Last Time (Player)

A player scored 40+ points:	Niesha Butler (40) vs. Florida State, Jan. 2, 1999
A player scored 35-39 points:	Kara Dunn (39) vs. Georgia State, Dec. 10, 2023
A player scored 30-34 points:	Kara Dunn (33) vs. Virginia Tech, Jan. 9, 2025
Two players scored 20+/same game:	Kara Dunn (33) & Tonie Morgan (28) vs. Virginia Tech, Jan. 9, 2025
Three players scored 20+/same game:	Alex Montgomery (26), Janie Mitchell (20) and Iasia Hemingway (20) vs. Maryland, Jan. 20, 2008
Four players scored 20+/same game: Never
A player had back-to-back 30+ point games:	Carla Munnion (34) vs. Manhattan, Jan. 23, 1995, and (35) vs. Chattanooga, Dec. 13, 1995
A player had 20+ rebounds:	Lorela Cubaj (20) at Purdue, Dec. 1, 2021
A player had 15-19 rebounds:	Tonie Morgan (15) vs. Syracuse, Jan. 19, 2023
Two players had a double-double.....	K. Blackshear (10 pts, 10 rebs) and T. Morgan (11 pts, 11 assists) at Virginia, Jan. 23, 2025
Two players had double-figure rebounds in the same game:	Dunn (12 rebs) and Blackshear (10 rebs) vs. Oregon, Nov. 25, 2024
Three players had double-figure rebounds in the same game:	Roddreka Rogers (12), Katarina Vuckovic (12) and Zaire O'Neil (11), NC State, Feb. 12, 2015
One player had a double-double (Pts and Ast):	Tonie Morgan (11 pts, 11 asts) at Virginia, Jan. 23, 2025
One player had a double-double (Pts and Steals):	Dawnn Maye (23 pts, 10 steals) vs. Marquette, Nov. 18, 2012
A player had a double-double in consecutive games:	Tonie Morgan - vs. Clemson, Jan. 19, 2024 (14 assts, 12 pts, 12 rebs)
.....	at Virginia, Jan. 23, 2025 (11 assts, 11 pts)
A player had a triple-double (Pts, Reb, Asst.):	Tonie Morgan (14 asst, 12 reb, 12 pts) vs. Clemson, Jan. 19, 2025
A player had 20 points and 20 rebounds in the same game:	Kisha Ford (21 pts, 21 reb) vs. Mercer, Nov. 25, 1996
A player had 10-14 assists in a game:	Tonie Morgan (11) at Virginia, Jan. 23, 2025
A player had 15+ assists in a game:	Nina Bärlin (17) vs. Virginia, Jan. 10, 2002
A player had 10+ assists in three consecutive games:	Nina Bärlin (11) vs. E. Washington, Nov. 24, 2001, (14) vs. Arkansas St., Dec. 1, 2001, (11) vs. Southern, Dec. 2, 2001, (13) vs. Florida State, Dec. 5, 2001
A player topped the team in scoring, rebounds, and assists for a game:	Kara Dunn, 15 pts, 8 reb, 4 ast vs. SMU, Feb. 6, 2025
A player played every minute of a game:	Kayla Blackshear vs. Wake Forest, Feb. 16, 2025
A player had five blocked shots in a game:	Lorela Cubaj (5) at Clemson, Jan. 7, 2021
A player had five blocked shots in back-to-back games:	Zaire O'Neil (5) vs. Syracuse, Feb. 8, 2015 (6) vs. NC State, Feb. 12, 2015
A player had 10+ steals in a game:	Dawnn Maye (10) vs. Marquette, Nov. 18, 2012

STARTING LINEUPS

Game	C/F	F/G	G/F	G	G
N4	WINTHROP	Termis	Smith	Dunn	Morgan Noguero
N8	GEORGIA STATE	Termis	Smith	Dunn	Morgan Noguero
N14	WEST GEORGIA	Termis	Smith	Dunn	Morgan Noguero
N17	GEORGIA	Termis	Smith	Dunn	Morgan Noguero
N23	vs. South Dakota State	Termis	Smith	Dunn	Morgan Noguero
N25	vs. Oregon	Termis	Smith	Dunn	Morgan Noguero
D1	FLORIDA A&M	Termis	Blackshear	Dunn	Morgan Noguero
D4	MISSISSIPPI STATE	Termis	Smith	Dunn	Morgan Noguero
D8	at Mercer	Termis	Smith	Dunn	Morgan Noguero
D11	LOUISIANA MONROE	Termis	Smith	Dunn	Morgan Noguero
D15	at North Carolina	Termis	Smith	Dunn	Morgan Noguero
D18	RICE	Blackshear	Smith	Dunn	Morgan Noguero
D21	NEBRASKA	Termis	Smith	Dunn	Morgan Noguero
D29	PITT	Termis	Smith	Dunn	Morgan Noguero
J2	SYRACUSE	Termis	Smith	Dunn	Morgan Noguero
J9	VIRGINIA TECH	Termis	Smith	Dunn	Morgan Noguero
J12	at Louisville	Termis	Smith	Dunn	Morgan Noguero
J16	at Notre Dame	Termis	Smith	Dunn	Morgan Wright
J19	CLEMSON	Termis	Smith	Dunn	Morgan Wright
J23	at Virginia	Termis	Smith	Dunn	Morgan Wright
J26	DUKE	Termis	Smith	Dunn	Morgan Wright
F2	at Miami	Termis	Smith	Dunn	Morgan Wright
F6	SMU	Termis	Smith	Dunn	Morgan Wright
F9	at Boston College	Termis	Smith	Dunn	Morgan Wright
F13	at Clemson	Termis	Smith	Dunn	Morgan Wright
F16	WAKE FOREST	Blackshear	Smith	Dunn	Morgan Noguero
F20	NC STATE				
F23	FLORIDA STATE				
F27	at Cal				
M2	at Stanford				

SPECIALTY STATS (GT/Opp)

Game	Paint	Off TO	2ndCh	FBreak	Bench
N4	WINTHROP	44/22	25/8	10/6	19/2 44/22
N8	GEORGIA STATE	26/22	19/16	14/3	8/5 30/21
N14	WEST GEORGIA	42/24	27/8	23/12	11/2 41/22
N17	GEORGIA	26/26	22/4	14/18	5/4 31/13
N23	vs. South Dakota State	28/34	9/4	24/3	3/12 28/23
N25	vs. Oregon	38/32	18/10	25/16	8/6 20/27
D1	FLORIDA A&M	38/26	25/18	13/4	5/11 49/13
D4	MISSISSIPPI STATE	34/42	13/2	9/0	4/11 30/12
D8	at Mercer	48/16	21/10	16/4	29/2 32/10
D11	LOUISIANA MONROE	42/16	35/12	10/4	25/4 56/11
D15	at North Carolina	34/32	7/22	13/10	10/7 34/7
D18	RICE	36/26	18/12	15/10	18/4 44/25
D21	NEBRASKA	30/30	10/8	16/10	13/9 39/22
D29	PITT	38/24	25/6	23/15	20/9 50/13
J2	SYRACUSE	38/26	27/18	9/6	25/14 30/19
J9	VIRGINIA TECH	44/34	7/16	19/17	4/8 22/7
J12	at Louisville	30/42	9/22	4/13	4/6 14/13
J16	at Notre Dame	30/46	22/8	5/8	10/7 12/15
J19	CLEMSON	42/38	17/10	6/5	20/8 43/23
J23	at Virginia	30/30	16/17	12/2	7/18 44/16
J26	DUKE	34/34	9/10	15/10	2/8 8/18
F2	at Miami	34/38	15/2	12/14	2/7 20/5
F6	SMU	26/28	9/17	12/19	5/7 12/3
F9	at Boston College	34/26	11/9	11/7	14/2 15/11
F13	at Clemson	24/26	9/9	14/0	5/3 17/10
F16	WAKE FOREST	32/34	18/9	6/6	6/0 17/7
F20	NC STATE				
F23	FLORIDA STATE				
F27	at Cal				
M2	at Stanford				

POINTS-REBOUNDS-ASSISTS

Opponent	Date	Score	W/L	00 SMITH	01 WRIGHT	03 CARNEGIE	05 MORGAN	13 BLACKS.	20 TERMIS	22 NOGUERO	23 AUGUSTINAITE
WINTHROP	11/4/24	85-39	W	2-2-0	6-4-6	17-4-1	15-4-6	8-7-0	11-3-6	11-2-2	4-0-0
GEORGIA STATE	11/8/24	67-47	W	7-1-1	8-2-4	14-2-3	8-6-2	1-3-1	8-11-1	3-4-2	7-4-0
WEST GEORGIA	11/14/24	88-53	W	14-8-0	8-4-5	15-3-3	10-5-4	13-9-1	6-3-4	5-2-3	2-1-1
GEORGIA	11/17/24	83-67	W	8-6-0	3-0-1	20-8-3	7-4-7	8-3-0	10-3-3	2-1-1	DNP
vs. South Dakota State	11/23/24	71-57	W	4-10-0	8-2-0	16-8-2	21-9-1	4-4-0	8-7-0	3-0-0	0-0-0
vs. Oregon	11/25/24	74-58	W	12-5-0	9-3-0	4-1-0	10-9-6	7-10-0	13-3-1	11-4-7	DNP
FLORIDA A&M	12/1/24	98-56	W	DNP	7-0-4	15-1-2	6-1-7	10-10-0	7-1-5	7-3-5	9-0-0
MISSISSIPPI STATE	12/4/24	78-75	W	2-3-0	3-0-1	14-2-0	15-1-8	7-6-0	8-8-3	0-5-0	6-2-0
at Mercer	12/9/24	78-42	W	13-9-1	10-1-4	10-9-4	11-3-4	2-6-3	1-6-1	7-1-3	5-2-0
LOUISIANA MONROE	12/11/24	97-37	W	8-9-0	7-1-2	14-8-1	6-4-8	7-8-5	2-5-7	13-0-0	17-2-1
at North Carolina	12/15/24	82-76	W	10-8-1	0-0-2	22-9-4	23-2-4	12-6-0	0-3-2	2-5-5	0-0-0
RICE	12/18/24	88-57	W	11-11-1	6-2-7	7-6-2	10-4-4	2-6-3	DNP	4-6-2	23-5-2
NEBRASKA	12/21/24	72-61	W	3-3-0	15-2-1	20-8-1	10-3-4	4-1-0	2-5-4	2-3-1	0-3-0
PITTSBURGH	12/29/24	100-61	W	0-4-4	16-1-1	24-5-0	15-2-8	0-4-3	4-4-3	3-3-2	7-2-0
SYRACUSE	1/2/25	85-68	W	16-12-2	2-1-2	28-7-4	15-2-6	0-5-0	7-3-2	3-2-0	DNP
VIRGINIA TECH	1/9/25	105-94	L	4-8-1	8-4-3	2-0-0	28-5-4	3-4-1	5-6-5	2-1-1	9-1-2
at Louisville	1/12/25	69-60	L	8-3-1	10-0-0	DNP	13-4-6	4-3-0	3-3-3	4-6-2	0-0-0
at Notre Dame	1/16/25	81-66	L	5-3-2	10-0-5	DNP	17-4-3	0-0-0	1-6-2	2-1-1	8-0-1
CLEMSON	1/19/25	89-65	W	4-1-1	10-2-7	DNP	12-12-14	19-4-2	0-4-1	DNP	11-0-0
at Virginia	1/23/25	75-62	W	0-3-1	5-3-5	29-9-1	11-6-11	10-10-0	11-3-1	2-1-0	3-0-0
DUKE	1/26/25	55-50	L	16-13-0	8-2-2	2-3-3	8-3-5	6-4-0	0-5-3	DNP	DNP
at Miami	2/2/25	77-66	W	16-4-4	13-4-4	11-3-1	12-5-6	0-3-0	0-4-1	3-1-0	6-0-0
SMU	2/6/25	70-69	W	11-8-2	12-3-2	3-3-0	14-2-4	0-1-0	6-3-1	DNP	0-2-0
at Boston College	2/9/25	71-51	W	16-11-2	2-3-3	4-3-1	13-3-6	8-7-2	2-4-0	DNP	3-0-0
at Clemson	2/13/25	68-61	L	6-12-1	7-1-1	6-3-1	11-5-6	11-4-2	2-1-0	DNP	0-0-0
WAKE FOREST	2/16/25	73-62	W	2-7-3	3-1-2	14-0-2	14-3-6	11-8-5	0-0-0	7-5-4	DNP

Opponent	Date	Score	W/L	25 DUNN	27 GROOMS	32 T-HARRIS	35 THOMPSON
WINTHROP	11/4/24	85-39	W	2-8-1	5-2-1	DNP	4-1-2
GEORGIA STATE	11/8/24	67-47	W	11-13-1	0-0-0	DNP	0-0-1
WEST GEORGIA	11/14/24	88-53	W	12-4-0	0-0-0	DNP	3-1-1
GEORGIA	11/17/24	83-67	W	25-9-2	DNP	DNP	DNP
vs. South Dakota State	11/23/24	71-57	W	7-1-0	0-0-0	DNP	0-0-0
vs. Oregon	11/25/24	74-58	W	8-12-0	DNP	DNP	DNP
FLORIDA A&M	12/1/24	98-56	W	19-7-2	6-1-0	6-4-2	6-3-1
MISSISSIPPI STATE	12/4/24	78-75	W	23-4-2	DNP	DNP	DNP
at Mercer	12/9/24	78-42	W	14-4-0	5-1-0	DNP	0-1-0
LOUISIANA MONROE	12/11/24	97-37	W	12-1-2	5-3-1	DNP	6-2-0
at North Carolina	12/15/24	82-76	W	13-1-3	DNP	DNP	DNP
RICE	12/18/24	88-57	W	17-2-0	0-2-1	DNP	8-0-0
NEBRASKA	12/21/24	72-61	W	16-14-0	DNP	DNP	DNP
PITTSBURGH	12/29/24	100-61	W	28-7-3	2-0-0	DNP	1-1-0
SYRACUSE	1/2/25	85-68	W	14-8-1	DNP	DNP	DNP
VIRGINIA TECH	1/9/25	105-94	L	33-10-2	DNP	DNP	DNP
at Louisville	1/12/25	69-60	L	18-4-0	DNP	DNP	0-0-0
at Notre Dame	1/16/25	81-66	L	21-5-1	DNP	DNP	2-0-0
CLEMSON	1/19/25	89-65	W	20-7-3	0-0-0	DNP	13-2-0
at Virginia	1/23/25	75-62	W	4-6-1	DNP	DNP	DNP
DUKE	1/26/25	55-50	L	10-5-1	DNP	DNP	0-0-0
at Miami	2/2/25	77-66	W	16-5-2	DNP	DNP	DNP
SMU	2/6/25	70-69	W	15-8-4	DNP	DNP	9-3-1
at Boston College	2/9/25	71-51	W	23-5-2	DNP	DNP	0-0-0
at Clemson	2/13/25	68-61	L	18-5-0	DNP	0-0-0	DNP
WAKE FOREST	2/16/25	73-62	W	22-3-1	DNP	0-0-0	0-0-0

REBOUNDING GAME (GT/Opp)

Date	Opponent	Dec.	Result	Total	Margin	Offensive	Defensive	High Rebounder
N4	WINTHROP	W	85-39	38	+15	11	27	Dunn - 8
N8	GEORGIA STATE	W	67-47	51	+14	17	34	Dunn - 13
N14	WEST GEORGIA	W	88-53	44	+12	21	23	Blackshear - 9
N17	GEORGIA	W	83-67	36	0	15	21	Dunn - 9
N23	vs. SDSU	W	71-57	48	+9	17	31	Smith - 10
N25	vs. Oregon	W	74-58	53	+22	23	30	Dunn - 12
D1	FLORIDA A&M	W	98-56	33	+11	9	24	Blackshear - 10
D4	MISSISSIPPI STATE	W	78-75	35	-3	12	23	Termis - 8
D8	at Mercer	W	78-42	46	+17	15	31	Carnegie, Smith - 9
D11	LOUISIANA MONROE	W	97-37	48	+12	10	38	Smith - 9
D15	at North Carolina	W	82-76	41	+17	13	28	Carnegie - 9
D18	RICE	W	88-57	48	+17	15	33	Smith - 11
D21	NEBRASKA	W	72-61	42	+3	12	30	Dunn - 14
D29	PITT	W	100-61	35	+3	12	23	Dunn - 7
J2	SYRACUSE	W	85-68	43	+1	16	27	Smith - 12
J9	VIRGINIA TECH	L	105-94	44	+5	14	30	Dunn - 10
J12	at Louisville	L	69-60	24	-7	5	19	Noguero - 6
J16	at Notre Dame	L	81-66	25	-25	7	18	Termis - 6
J19	CLEMSON	W	89-65	34	+10	5	29	Morgan - 12
J23	at Virginia	W	75-62	44	+14	12	32	Blackshear - 10
J26	DUKE	L	55-50	45	+11	18	27	Smith - 13
F2	at Miami	W	77-66	33	-13	8	25	Dunn, Morgan - 5
F6	SMU	W	70-69	36	-7	11	25	Dunn, Smith - 8
F9	at Boston College	W	71-51	42	+9	9	33	Smith - 11
F13	at Clemson	L	68-61	36	-1	13	23	Smith - 12
F16	WAKE FOREST	W	73-62	30	-5	11	19	Blackshear - 8
F20	NC STATE							
F23	FLORIDA STATE							
F27	at Cal							
M2	at Stanford							

TEAM MISC. STATS
Most First Half Points

Georgia Tech	53	2x, last vs. Pitt (12/29/24)	W, 100-61
Opponents	39	4x, last at Notre Dame (1/16/25)	L, 81-66

Most Turnovers

Georgia Tech	21	vs. Georgia State (11/8/24)	W, 67-47
Opponents	25	vs. Louisiana Monroe (12/11/24)	W, 97-37

Fewest First Half Points

Georgia Tech	23	at Louisville (1/12/25)	L, 69-60
Opponents	14	2x, last vs. ULM (12/11/24)	W, 97-37

Fewest Turnovers

Georgia Tech	6	2x, last vs. MSU (12/4/24)	W, 78-75
Opponents	8	at North Carolina (12/15/24)	W, 82-76

Largest Halftime Lead

Georgia Tech	39	vs. Louisiana Monroe (12/11/24)	W, 97-37
Opponents	14	at Louisville (1/12/25)	L, 69-60

Most Steals

Georgia Tech	15	2x, last vs. Wake Forest (2/16/25)	W, 73-62
Opponents	10	vs. Virginia Tech (1/9/25)	L, 105-94

Most Second Half Points

Georgia Tech	51	vs. Rice (12/18/24)	W, 88-57
Opponents	42	3x, last at Notre Dame (1/16/25)	L, 81-66

Fewest Steals

Georgia Tech	4	5x, last vs. SMU (2/6/25)	W, 70-69
Opponents	2	at Miami (2/2/25)	W, 77-66

Fewest Second Half Points

Georgia Tech	30	at Notre Dame (1/16/25)	L, 81-66
Opponents	20	vs. Winthrop (11/4/24)	W, 85-39

Most Blocks

Georgia Tech	7	vs. West Georgia (11/14/24)	W, 88-53
Opponents	6	2x, last vs. Duke (1/26/25)	L, 55-50

Largest Margin of Victory

Georgia Tech	60	vs. Louisiana Monroe (12/11/24)	W, 97-37
Opponents	15	at Notre Dame (1/16/25)	L, 81-66

Fewest Blocks

Georgia Tech	1	9x, last at Boston College (2/9/25)	W, 71-51
Opponents	0	2x, last at Louisville (1/12/25)	L, 69-60

Most Assists

Georgia Tech	28	2x, last vs. Clemson (1/19/25)	W, 89-65
Opponents	22	vs. Virginia Tech (1/9/25)	L, 105-94

2024-25 RESULTS

RECORD: 21-5 Overall (Home: 14-2; Away: 5-3; Neutral: 2-0; ACC: 9-5)

Date	Opponent	Dec.	Result	Margin	Rec.	High Scorer	High Rebounder	High Assists	Attendance
N4	WINTHROP	W	85-39	+46	1-0	Carnegie (17)	Dunn (8)	Morgan, Termis, Wright (6)	3,611
N8	GEORGIA STATE	W	67-47	+20	2-0	Carnegie (14)	Dunn (13)	Wright (4)	1,437
N14	WEST GEORGIA	W	88-53	+35	3-0	Carnegie (15)	Blackshear (9)	Wright (5)	1,147
N17	GEORGIA	W	83-67	+16	4-0	Dunn (25)	Dunn (9)	Morgan (7)	2,551
N23	vs. SDSU	W	71-57	+14	5-0	Morgan (21)	Smith (10)	Carnegie (2)	425
N25	vs. Oregon	W	74-58	+16	6-0	Termis (13)	Dunn (12)	Noguero (7)	1,800
D1	FLORIDA A&M	W	98-56	+42	7-0	Dunn (19)	Blackshear (10)	Morgan (7)	1,468
D4	MISSISSIPPI STATE	W	78-75	+3	8-0	Dunn (23)	Termis (8)	Morgan (8)	1,514
D8	at Mercer	W	78-42	+36	9-0	Dunn (14)	Carnegie, Smith (9)	Carnegie, Morgan, Wright (4)	519
D11	LOUISIANA MONROE	W	97-37	+60	10-0	Augustinaite (17)	Smith (9)	Morgan (8)	1,075
D15	at North Carolina	W	82-76	+6	11-0	Morgan (23)	Carnegie (9)	Noguero (5)	2,381
D18	RICE	W	88-57	+31	12-0	Augustiniate (23)	Smith (11)	Wright (7)	1,212
D21	NEBRASKA	W	72-61	+11	13-0	Carnegie (20)	Dunn (14)	Morgan, Termis (4)	1,971
D29	PITTSBURGH	W	100-61	+39	14-0	Dunn (28)	Dunn (7)	Morgan (8)	2,151
J2	SYRACUSE	W	85-68	+17	15-0	Carnegie (28)	Smith (12)	Morgan (6)	2,076
J9	VIRGINIA TECH	L	105-94 (20T)	-11	15-1	Dunn (33)	Dunn (10)	Termis (5)	1,518
J12	at Louisville	L	69-60	-9	15-2	Dunn (18)	Noguero (6)	Morgan (6)	8,917
J16	at Notre Dame	L	81-66	-15	15-3	Dunn (21)	Termis (6)	Wright (5)	7,786
J19	CLEMSON	W	89-65	+24	16-3	Dunn (20)	Morgan (12)	Morgan (14)	6,386
J23	at Virginia	W	75-62	+13	17-3	Carnegie (29)	Blackshear (10)	Morgan (11)	4,022
J26	DUKE	L	55-50	-5	17-4	Smith (16)	Smith (13)	Morgan (5)	4,301
F2	at Miami	W	77-66	+11	18-4	Dunn, Smith (16)	Dunn, Morgan (5)	Morgan (6)	2,292
F6	SMU	W	70-69	+1	19-4	Dunn (15)	Dunn, Smith (8)	Dunn, Morgan (4)	1,442
F9	at Boston College	W	71-51	+20	20-4	Dunn (23)	Smith (11)	Morgan (6)	1,121
F13	at Clemson	L	68-61	-7	20-5	Dunn (18)	Smith (12)	Morgan (6)	1,452
F16	WAKE FOREST	W	73-62	+11	21-5	Dunn (22)	Blackshear (8)	Morgan (6)	2,568

2024-25 GEORGIA TECH STATISTICS



2024-25 Georgia Tech Women's Basketball Combined Team Statistics All games

Page 1/1
as of Feb 16, 2025

Game Records

Record	Overall	Home	Away	Neutral
ALL GAMES	21-5	14-2	5-3	2-0
CONFERENCE	9-5	5-2	4-3	0-0
NON-CONFERENCE	12-0	9-0	1-0	2-0

Score by Periods

Team	1st	2nd	3rd	4th	OT	TOT
Georgia Tech	526	469	538	485	14	2032
Opponents	367	336	462	417	25	1607

Team Box Score

No.	Player	Total			3-Point		F-Throw		Rebounds				PF		DQ		A		TO		BLK		STL		PTS		AVG	
		GP-GS	MIN	AVG	FG-FGA	FG%	3FG-3FGA	3FG%	FT-FTA	FT%	OFF	DEF	TOT	AVG	PF	DQ	A	TO	BLK	STL	PTS	AVG						
25	DUNN, Kara	26-26	816:28	31.4	150-286	.524	43-115	.374	78-100	.780	68	90	158	6.1	56	0	34	35	4	32	421	16.2						
3	CARNEGIE, Dani	23-0	470:58	20.5	110-270	.407	54-157	.344	37-45	.822	22	83	105	4.6	21	0	39	43	0	23	311	13.5						
5	MORGAN, Tonie	26-26	750:31	28.9	131-271	.483	11-47	.234	62-87	.713	29	82	111	4.3	46	0	150	56	10	31	335	12.9						
0	SMITH, Zoesha	25-25	605:57	24.2	85-193	.440	0-7	.000	28-40	.700	58	106	164	6.6	56	0	28	25	15	27	198	7.9						
1	WRIGHT, Chazadi	26-8	666:12	25.6	66-181	.365	37-114	.325	27-31	.871	13	33	46	1.8	30	0	74	31	3	29	196	7.5						
13	BLACKSHEAR, Kayla	26-3	569:02	21.9	65-132	.492	1-3	.333	26-34	.765	62	74	136	5.2	52	0	28	34	7	19	157	6.0						
23	AUGUSTINAITE, Rusne	21-0	249:08	11.9	45-122	.369	27-86	.314	3-4	.750	0	24	24	1.1	19	0	7	14	2	1	120	5.7						
20	TERMIS, Ariadna	25-24	581:47	23.3	48-106	.453	18-55	.327	3-8	.375	23	81	104	4.2	32	0	59	25	14	12	117	4.7						
22	NOGUERO, Ines	21-18	313:05	14.9	38-89	.427	11-47	.234	9-12	.750	7	49	56	2.7	24	0	41	25	11	31	96	4.6						
35	THOMPSON, Tianna	16-0	136:13	8.5	18-37	.486	5-15	.333	11-18	.611	3	11	14	0.9	16	1	6	10	0	8	52	3.3						
27	GROOMS, Gabbie	10-0	69:08	6.9	8-23	.348	4-11	.364	3-4	.750	4	5	9	0.9	5	0	3	7	0	1	23	2.3						
32	THOMAS-HARRIS, D'Asia	3-0	21:32	7.2	3-4	.750	0-0	.000	0-0	.000	1	3	4	1.3	4	0	2	2	1	2	6	2.0						
Team											41	62	103					10										
Total		26	5250		767-1714	.447	211-657	.321	287-383	.749	331	703	1034	39.8	361	1	471	317	67	216	2032	78.2						
Opponents		26	5248		630-1573	.401	125-451	.277	220-297	.741	258	635	893	34.3	382	6	336	423	59	155	1607	61.8						

Team Statistics

	GATECH	OPP
Scoring	2032	1607
Points per game	78.2	61.8
Scoring margin	+16.3	-
Field goals-att	767-1714	630-1573
Field goal pct	.447	.401
3 point fg-att	211-657	125-451
3-point FG pct	.321	.277
3-pt FG made per game	8.1	4.8
Free throws-att	287-383	220-297
Free throw pct	.749	.741
F-Throws made per game	11.0	8.5
Rebounds	1034	893
Rebounds per game	39.8	34.3
Rebounding margin	+5.4	-
Assists	471	336
Assists per game	18.1	12.9
Turnovers	317	423
Turnovers per game	12.2	16.3
Turnover margin	+4.1	-
Assist/turnover ratio	1.5	0.8
Steals	216	155
Steals per game	8.3	6.0
Blocks	67	59
Blocks per game	2.6	2.3
Winning streak	1	-
Home win streak	2	-
Attendance	36428	28490
Home games-Avg/Game	16-2277	8-3561
Neutral site-Avg/Game	-	2-1113

Team Results

Date	Opponent	Score	Att.
11/04/2024	Winthrop	W 85-39	3611
11/08/2024	Georgia St.	W 67-47	1437
11/14/2024	West Ga.	W 88-53	1147
11/17/2024	Georgia	W 83-67	2551
11/23/2024	vs South Dakota St.	W 71-57	425
11/25/2024	vs Oregon	W 74-58	1800
12/01/2024	Florida A&M	W 98-56	1468
12/04/2024	Mississippi St.	W 78-75	1514
12/08/2024	at Mercer	W 78-42	519
12/11/2024	ULM	W 97-37	1075
12/15/2024	at North Carolina	W 82-76	2381
12/18/2024	Rice	W 88-57	1212
12/21/2024	Nebraska	W 72-61	1971
12/29/2024	Pittsburgh	W 100-61	2151
01/02/2025	Syracuse	W 85-68	2076
01/09/2025	Virginia Tech	Lot2 94-105	1518
01/12/2025	at Louisville	L 60-69	8917
01/16/2025	at Notre Dame	L 66-81	7786
01/19/2025	Clemson	W 89-65	6386
01/23/2025	at Virginia	W 75-62	4022
01/26/2025	Duke	L 50-55	4301
02/02/2025	at Miami (FL)	W 77-66	2292
02/06/2025	SMU	W 70-69	1442
02/09/2025	at Boston College	W 71-51	1121
02/13/2025	at Clemson	L 61-68	1452
02/16/2025	Wake Forest	W 73-62	2568



2024-25 GEORGIA TECH ACC STATISTICS



2024-25 Georgia Tech Women's Basketball Combined Team Statistics In Conference games

Page 1/1
as of Feb 16, 2025

Game Records

Record	Overall	Home	Away	Neutral
ALL GAMES	9-5	5-2	4-3	0-0
CONFERENCE	9-5	5-2	4-3	0-0
NON-CONFERENCE	0-0	0-0	0-0	0-0

Score by Periods

Team	1st	2nd	3rd	4th	OT	TOT
Georgia Tech	275	250	278	236	14	1053
Opponents	217	210	283	223	25	958

Team Box Score

No.	Player	Total			3-Point			F-Throw		Rebounds				Other								
		GP-GS	MIN	AVG	FG-FGA	FG%	3FG-3FGA	3FG%	FT-FTA	FT%	OFF	DEF	TOT	AVG	PF	DQ	A	TO	BLK	STL	PTS	AVG
25	DUNN, Kara	14-14	492:46	35.2	87-165	.527	26-65	.400	55-70	.786	35	44	79	5.6	33	0	24	20	4	16	255	18.2
5	MORGAN, Tonie	14-14	454:48	32.5	80-165	.485	7-27	.259	39-57	.684	12	46	58	4.1	33	0	89	35	2	18	206	14.7
3	CARNEGIE, Dani	11-0	219:21	19.9	50-132	.379	21-78	.269	24-27	.889	9	36	45	4.1	13	0	17	22	0	11	145	13.2
0	SMITH, Zoesha	14-14	371:34	26.5	50-106	.472	0-1	.000	14-19	.737	36	61	97	6.9	30	0	25	14	8	14	114	8.1
1	WRIGHT, Chazadi	14-8	388:18	27.7	38-113	.336	21-71	.296	9-11	.818	4	21	25	1.8	17	0	39	15	2	11	106	7.6
13	BLACKSHEAR, Kayla	14-1	333:16	23.8	35-69	.507	0-0	.000	14-17	.824	28	35	63	4.5	29	0	15	18	3	11	84	6.0
23	AUGUSTINAITE, Rusne	11-0	106:16	9.7	18-50	.360	8-31	.258	3-4	.750	0	5	5	0.5	8	0	3	7	0	0	47	4.3
35	THOMPSON, Tianna	8-0	42:13	5.3	9-15	.600	3-7	.429	4-8	.500	1	5	6	0.8	3	0	1	6	0	1	25	3.1
22	NOGUERO, Ines	9-6	126:36	14.1	11-28	.393	2-14	.143	4-4	1.000	0	25	25	2.8	8	0	15	11	5	12	28	3.1
20	TERMIS, Ariadna	14-13	304:43	21.8	16-40	.400	7-28	.250	2-5	.400	9	40	49	3.5	18	0	24	16	7	5	41	2.9
27	GROOMS, Gabbie	2-0	05:32	2.8	1-1	1.000	0-0	.000	0-0	.000	0	0	0	0.0	0	0	0	0	0	1	2	1.0
32	THOMAS-HARRIS, D'Asia	2-0	04:37	2.3	0-0	.000	0-0	.000	0-0	.000	0	0	0	0.0	1	0	0	2	0	0	0	0.0
Team											20	40	60					6				
Total		14	2850		395-884	.447	95-322	.295	168-222	.757	154	358	512	36.6	193	0	252	172	31	100	1053	75.2
Opponents		14	2850		373-868	.430	80-256	.313	130-170	.765	148	352	500	35.7	209	4	217	205	35	89	958	68.4

Team Statistics

	GATECH	OPP
Scoring	1053	958
Points per game	75.2	68.4
Scoring margin	+6.8	-
Field goals-att	395-884	373-868
Field goal pct	.447	.430
3 point fg-att	95-322	80-256
3-point FG pct	.295	.313
3-pt FG made per game	6.8	5.7
Free throws-att	168-222	130-170
Free throw pct	.757	.765
F-Throws made per game	12.0	9.3
Rebounds	512	500
Rebounds per game	36.6	35.7
Rebounding margin	+0.9	-
Assists	252	217
Assists per game	18.0	15.5
Turnovers	172	205
Turnovers per game	12.3	14.6
Turnover margin	+2.4	-
Assist/turnover ratio	1.5	1.1
Steals	100	89
Steals per game	7.1	6.4
Blocks	31	35
Blocks per game	2.2	2.5
Winning streak	1	-
Home win streak	2	-
Attendance	20442	27971
Home games-Avg/Game	7-2920	7-3996
Neutral site-Avg/Game	-	0-0

Team Results

Date	Opponent	Score	Att.
12/15/2024	at North Carolina	W 82-76	2381
12/29/2024	Pittsburgh	W 100-61	2151
01/02/2025	Syracuse	W 85-68	2076
01/09/2025	Virginia Tech	Lot2 94-105	1518
01/12/2025	at Louisville	L 60-69	8917
01/16/2025	at Notre Dame	L 66-81	7786
01/19/2025	Clemson	W 89-65	6386
01/23/2025	at Virginia	W 75-62	4022
01/26/2025	Duke	L 50-55	4301
02/02/2025	at Miami (FL)	W 77-66	2292
02/06/2025	SMU	W 70-69	1442
02/09/2025	at Boston College	W 71-51	1121
02/13/2025	at Clemson	L 61-68	1452
02/16/2025	Wake Forest	W 73-62	2568



HEAD COACH NELL FORTNER

6th Season • Texas '82

Nell Fortner was named the sixth head coach of Georgia Tech women's basketball on April 9, 2019. One of the most successful coaches in women's basketball history, Fortner has compiled a 414-256 (.615) record as a head coach at the collegiate, professional and international levels. She has led teams to Big Ten (Purdue – 1997) and Southeastern Conference (Auburn – 2009) championships and, perhaps most notably, coached the United States national team to three international titles from 1997-2000, including the gold medal at the 2000 Summer Olympics in Sydney, Australia. Fortner is the winningest coach in the history of the USA women's basketball national team, having compiled a 101-14 (.878) record. In addition to the 2000 Olympics championship, she also led the team to the gold medal at the 1998 World Championship in Berlin, Germany and the 1998 William Jones Cup in Taipei, Taiwan. At the collegiate level, Fortner has 14 seasons of experience as a head coach – one at Purdue (1996-97), eight at Auburn (2004-12) and six at Georgia Tech (2019-pres.) – and has compiled a 271-186 (.585) overall record in the college ranks.

THE FORTNER FILE

PERSONAL

Education Texas, 1982 (Physical Education);
Stephen F. Austin, 1987 (Master's of Education)

COACHING EXPERIENCE

1983-86	Head Coach, Killen (Texas) H.S.
1986-87	Graduate Assistant, Stephen F. Austin
1987-90	Assistant Coach, Stephen F. Austin
1990-95	Assistant Coach, Louisiana Tech
1995-96	Assistant Coach, U.S. National Team
1996-97	Head Coach, Purdue
1997-2000	Head Coach, U.S. National Team
2000-03	Head Coach/General Manager, Indiana Fever
2004-12	Head Coach, Auburn
2019-Present	Head Coach, Georgia Tech

COLLEGE COACHING RECORD

SEASON	SCHOOL	RECORD	ACC FINISH	POSTSEASON
1987-88	Stephen F. Austin	29-5	--	NCAA Tourn. 2nd rd.
1988-89	Stephen F. Austin	30-4	--	NCAA Tourn. 2nd rd.
1989-90	Stephen F. Austin	28-3	--	NCAA Tourn. 2nd rd.
1990-91	Louisiana Tech	18-12	--	NCAA Tourn. 1st rd.
1991-92	Louisiana Tech	20-10	--	NCAA Tourn. 1st rd.
1992-93	Louisiana Tech	26-6	--	NCAA Tourn. Elite 8
1993-94	Louisiana Tech	31-4	--	NCAA Tourn. Runners-Up
1994-95	Louisiana Tech	28-5	--	NCAA Tourn. Sweet 16
1996-97	Purdue	17-11	--	NCAA Tourn. 2nd rd.
2004-05	Auburn	16-13	--	
2005-06	Auburn	14-15	--	
2006-07	Auburn	21-13	--	WNIT Quarterfinals
2007-08	Auburn	20-12	--	NCAA Tournament
2008-09	Auburn	30-4	--	NCAA Tourn. 2nd rd.
2009-10	Auburn	15-16	--	
2010-11	Auburn	16-16	--	WNIT 2nd rd.
2011-12	Auburn	13-17	--	
2019-20	Georgia Tech	20-11	7th	Canceled due to Covid
2020-21	Georgia Tech	17-9	3rd	NCAA Tourn.
2021-22	Georgia Tech	21-11	6th	NCAA Tourn.
2022-23	Georgia Tech	13-17	14th	
2023-24	Georgia Tech	17-16	10th	WBIT 1st rd.
2024-25	Georgia Tech	21-5		

Bold = Head Coach

HEAD COACH (13 SEASONS) 271-186 (.585)

ASSISTANT COACH (8 SEASONS) 210-49 (.811)

19 OVERALL SEASONS 481-222 (.674)

Stephen F. Austin (3 seasons)	87-12 (.879)
Louisiana Tech (5 seasons)	123-37 (.769)
Purdue (1 season)	17-11 (.607)
Auburn (8 seasons)	145-106 (.578)
Georgia Tech (6 seasons)	109-69 (.597)

FORTNER PROFESSIONAL COACHING

PROFESSIONAL COACHING EXPERIENCE

SEASON	TEAM	RECORD
1997-2000	USA Basketball	101-14
2001	Indiana Fever	10-22
2002	Indiana Fever	16-16
2003	Indiana Fever	16-18

Overall with U.S. national team 101-14 (.878)

Overall with Indiana Fever 42-56 (.429)

USA WOMEN'S BASKETBALL TOURNAMENT MEDALS

Tournament	Record	Place
2000 Olympic Games	8-0	Gold
1999 Pan American Games	4-3	Bronze
1998 FIBA World Championship	9-0	Gold
1998 R. William Jones Cup	5-0	Gold

FORTNER HEAD COACHING EXPERIENCE

1996-97	Purdue (17-11, 12-4 Big Ten - Big Ten regular-season champion, NCAA Tournament)
1997-2000	U.S. National Team (101-14)
2001	Indiana Fever (10-22)
2002	Indiana Fever (16-16)
2003	Indiana Fever (16-18)
2004-05	Auburn (16-13, 6-8 SEC)
2005-06	Auburn (14-15, 4-10 SEC)
2006-07	Auburn (21-13, 6-8 SEC)
2007-08	Auburn (20-12, 7-7 SEC - NCAA Tournament)
2008-09	Auburn (30-4, 12-2 SEC - SEC regular-season champion, NCAA Tournament)
2009-10	Auburn (15-16, 5-11 SEC)
2010-11	Auburn (16-16, 8-8 SEC - WNIT)
2011-12	Auburn (13-17, 5-11 SEC - WNIT)
2019-20	Georgia Tech (20-11, 10-8 ACC)
2020-21	Georgia Tech (17-9, 12-6 ACC - NCAA Tournament)
2021-22	Georgia Tech (21-11, 11-7 ACC - NCAA Tournament)
2022-23	Georgia Tech (13-17, 4-14 ACC)
2023-24	Georgia Tech (17-16, 7-11 ACC - WBIT Tournament)
2024-25	Georgia Tech (21-5, 9-5 ACC)

Overall at Purdue 17-11 (.607)

Overall with U.S. national team 101-14 (.878)

Overall with Indiana Fever 42-56 (.429)

Overall at Auburn 145-106 (.578)

Overall as a college head coach 271-186 (.585)

Overall as a head coach 414-256 (.615)



ZOESHA 'ZOE' SMITH

#0

5th Yr. • 6'1" • Guard/Forward • Brunswick, Ga. • Georgia/Glynn Academy • Major: Environmental Science

THE SMITH FILE

THIS SEASON:

- Started 25 outings thus far this season - missed Florida A&M game
- Logged four double-doubles on the season
- Owns 10 double-figure scoring games this season
- Secured season-high 13 rebounds against Duke
- Led Jackets in rebounding nine games this season
- Recorded career-best 6-for-8 effort at the free throw line against UGA and repeated at Boston College

LAST FIVE GAMES:

Recorded second-straight 16-point game at Miami, tying for team-high in scoring...Converted 8-of-12 shot attempts against the Hurricanes, while adding four assists and two blocks...Hit the game-winning free throws against SMU to finish with 11 points and eight rebounds...Dominated with a double-double at Boston College with 16 points and a team-high 11 rebounds, helping Tech to victory...Pulled down a team-high 12 rebounds, just missing a double-double at Clemson with six points.

KEY SEASON AVERAGES

Points **7.9** Rebounds **6.6** Steals **1.1**

CAREER & SEASON HIGHS

Points

Season: 16, 4x, last at Boston College (2/9/25)

Career: 21 at Georgia Tech (11/20/22)*

Field Goals

Season: 8, 2x, last at Miami (2/2/25)

Career: 10 at Georgia Tech (11/20/22)*

Field Goals Attempted

Season: 14 vs. Oregon (11/25/24)

Career: 17 vs. Furman (12/3/23)*

3- Point Field Goals

Season:

Career: 1 vs. Georgia Southern (1/13/23)*

3- Point Field Goals Attempted

Season: 2 vs. South Dakota State (11/23/24)

Career: 2 vs. South Dakota State (11/23/24)

Free Throws

Season: 6, 2x, last at Boston College (2/9/25)

Career: 6, 2x, last at Boston College (2/9/25)

Free Throws Attempted

Season: 8, 2x, last at Boston College (2/9/25)

Career: 8, 2x, last at Boston College (2/9/25)

Rebounds

Season: 13 vs. Duke (1/26/25)

Career: 13, 2x, last vs. Duke (1/30/25)

Assists

Season: 4, 2x, last at Miami (2/2/25)

Career: 5 vs. Furman (12/3/23)*

Steals

Season: 3, 2x, last vs. Syracuse (1/2/25)

Career: 4, 3x, last vs. Purdue (11/22/23)*

Blocks

Season: 2, 2x, last at Miami (2/2/25)

Career: 4 at Arkansas (2/24/22)*

Turnovers

Season: 3 vs. Rice (12/18/24)

Career: 5 vs. Furman (12/3/23)*

Minutes

Season: 42 vs. Virginia Tech (1/9/25)

Career: 37 vs. Duke (11/30/23)*

Miscellaneous

	Career	24-25
Double-Doubles:	6	4
Double Figure Points:	25	10
Double Figure Rebounds:	10	6
Led Team In Points/Rebs:	-	2/9
20+ Points:	1	-

*Set at UGA

2024-25 GAME-BY-GAME

#0 SMITH, Zoeshia

Opponent	Date	GS	MIN	Total		3-Pointers		Free throws		Rebounds				PF	A	TO	BLK	STL	PTS	AVG	
				FG-FGA	PCT	3FG-3FGA	PCT	FT-FTA	PCT	OFF	DEF	TOT	AVG								
Winthrop	11/04/2024	*	19:41	1-2	.500	0-0	.000	0-0	.000	0	2	2	2.0	2	0	0	0	2	2	2.0	
Georgia St.	11/08/2024	*	14:26	3-5	.600	0-1	.000	1-2	.500	0	1	1	1.5	4	1	0	1	0	7	4.5	
West Ga.	11/14/2024	*	20:17	5-11	.455	0-1	.000	4-4	1.000	4	4	8	3.7	1	0	1	0	1	14	7.7	
Georgia	11/17/2024	*	21:22	1-5	.200	0-0	.000	6-8	.750	1	5	6	4.3	3	0	1	0	0	8	7.8	
vs South Dakota St.	11/23/2024	*	33:03	2-9	.222	0-2	.000	0-0	.000	2	8	10	5.4	2	0	1	1	1	4	7.0	
vs Oregon	11/25/2024	*	26:26	6-14	.429	0-1	.000	0-0	.000	2	3	5	5.3	1	0	2	2	2	12	7.8	
Mississippi St.	12/04/2024	*	27:40	1-4	.250	0-1	.000	0-0	.000	1	2	3	5.0	2	0	0	0	2	2	7.0	
at Mercer	12/08/2024	*	20:20	6-9	.667	0-0	.000	1-2	.500	2	7	9	5.5	2	1	0	0	1	13	7.8	
ULM	12/11/2024	*	17:50	4-11	.364	0-0	.000	0-1	.000	2	7	9	5.9	4	0	2	1	3	8	7.8	
at North Carolina	12/15/2024	*	21:13	5-10	.500	0-1	.000	0-0	.000	2	6	8	6.1	2	1	2	1	0	10	8.0	
Rice	12/18/2024	*	20:03	5-12	.417	0-0	.000	1-2	.500	5	6	11	6.5	2	1	3	1	1	11	8.3	
Nebraska	12/21/2024	*	13:14	1-5	.200	0-0	.000	1-2	.500	3	0	3	6.3	3	0	1	1	0	3	7.8	
Pittsburgh	12/29/2024	*	23:20	0-1	.000	0-0	.000	0-0	.000	2	2	4	6.1	1	4	2	1	1	0	7.2	
Syracuse	01/02/2025	*	29:00	6-13	.462	0-0	.000	4-4	1.000	4	8	12	6.5	4	2	1	0	3	16	7.9	
Virginia Tech	01/09/2025	*	42:43	2-6	.333	0-0	.000	0-0	.000	4	4	8	6.6	4	1	1	0	1	4	7.6	
at Louisville	01/12/2025	*	22:27	4-6	.667	0-0	.000	0-1	.000	0	3	3	6.4	2	1	2	0	2	8	7.6	
at Notre Dame	01/16/2025	*	28:23	2-7	.286	0-0	.000	1-1	1.000	3	0	3	6.2	2	2	1	0	0	5	7.5	
Clemson	01/19/2025	*	13:48	2-5	.400	0-0	.000	0-0	.000	0	1	1	5.9	1	1	0	0	0	4	7.3	
at Virginia	01/23/2025	*	13:39	0-4	.000	0-0	.000	0-0	.000	1	2	3	5.7	3	1	1	0	0	0	6.9	
Duke	01/26/2025	*	37:55	8-13	.615	0-0	.000	0-0	.000	5	8	13	6.1	1	0	1	1	1	16	7.4	
at Miami (FL)	02/02/2025	*	25:36	8-12	.667	0-0	.000	0-1	.000	2	2	4	6.0	1	4	0	2	1	16	7.8	
SMU	02/06/2025	*	30:31	4-7	.571	0-0	.000	3-4	.750	4	4	8	6.1	2	2	1	1	1	11	7.9	
at Boston College	02/09/2025	*	28:42	5-7	.714	0-0	.000	6-8	.750	2	9	11	6.3	3	2	1	1	1	16	8.3	
at Clemson	02/13/2025	*	29:11	3-8	.375	0-0	.000	0-0	.000	4	8	12	6.5	3	1	1	1	1	6	8.2	
Wake Forest	02/16/2025	*	25:05	1-7	.143	0-0	.000	0-0	.000	3	4	7	6.6	1	3	0	0	2	2	7.9	
Totals			25	605:57	85-193	.440	0-7	.000	28-40	.700	58	106	164	6.6	56	28	25	15	27	198	7.9

Player Averages

Games Played	Minutes/game	Points/game	FG Pct	3FG Pct	FT Pct	Rebounds/game	Assists/game	Turnovers/game	Assist/Turnover ratio	Steals/game	Blocks/game
25	24.2	7.9	44.0	0.0	70.0	6.6	1.1	1.0	1.1	1.1	0.6

SMITH CAREER STATISTICS

SMITH, Zoeshia

SEASON	TEAM	GP-GS	MIN/AVG	Field Goals		3-Point		F-Throws		Rebounds				PF-FO			A		TO		BLK		STL		PTS		AVG
				FG-FGA	FG%	3FG-3FGA	3FG%	FT-FTA	FT%	OFF	DEF	TOT	AVG	PF	FO	A	TO	BLK	STL	PTS	AVG						
2020-21	UG	11-0	82/7.4	9-26	.346	0-1	.000	6-12	.500	8	22	30	2.7	14-0	3	7	1	2	24	2.2							
2021-22	UG	19-0	147/7.7	24-47	.511	0-0	.000	9-20	.450	20	17	37	1.9	16-0	9	12	5	6	57	3.0							
2022-23	UG	29-6	506/17.5	82-173	.474	0-3	.000	28-45	.622	57	55	112	3.9	33-0	22	40	4	27	192	6.6							
2023-24	UG	16-13	402/25.1	69-147	.469	1-4	.250	19-28	.679	36	47	83	5.2	25-1	20	29	7	16	158	9.9							
2024-25	GaTech	25-25	606/24.2	85-193	.440	0-7	.000	28-40	.700	58	106	164	6.6	56-0	28	25	15	27	198	7.9							
TOTAL FOR GaTech		25-25	606/24.2	85-193	.440	0-7	.000	28-40	.700	58	106	164	6.6	56-0	28	25	15	27	198	7.9							
TOTAL		100-44	1742/17.4	269-586	.459	1-15	.067	90-145	.621	179	247	426	4.3	144-1	82	113	32	78	629	6.3							



CHAZADI 'CHIT-CHAT' WRIGHT

#1

Freshman • 5'4" • Guard • Atlanta, Ga. • Wesleyan School • Major: Business Administration

THE CLARK FILE

THIS SEASON:

- Earned first collegiate start at Notre Dame
- Has led team in assists in six outings thus far
- Dished out personal-best seven assists against Rice
- Recorded season-best four steals against West Georgia
- Has hit two or more three-pointers 12 times this season
- Scored season-high 16 points in win over Pittsburgh
- Owns eight double-figure scoring games

LAST FIVE GAMES:

Added five points and five assists in win at Virginia...Tallied eight points, two assists and two rebounds against Duke...Logged seventh game scoring in double figures with 13 points at Miami, hitting three treys and dishing out four assists...Dropped in 12 points in win against SMU, hitting pair of three-pointers. ..Hit a pair of three-pointers right out of the gate at Clemson and finished with seven points.

KEY SEASON AVERAGES

Points **7.5** Rebounds **1.8** Assists **2.8**

CAREER & SEASON HIGHS

Points

Season: 16 vs. Pitt (12/29/24)

Career: 16 vs. Pitt (12/29/24)

Field Goals

Season: 5, 4x, last vs. SMU (2/6/25)

Career: 5, 4x, last vs. SMU (2/6/25)

Field Goals Attempted

Season: 14 at Notre Dame (1/16/25)

Career: 14 at Notre Dame (1/16/25)

3- Point Field Goals

Season: 4 vs. Pitt (12/29/24)

Career: 4 vs. Pitt (12/29/24)

3- Point Field Goals Attempted

Season: 10 at Clemson (2/13/25)

Career: 10 at Clemson (2/13/25)

Free Throws

Season: 3, 4x, last vs. Virginia Tech (1/9/25)

Career: 3, 4x, last vs. Virginia Tech (1/9/25)

Free Throws Attempted

Season: 4, 3x, last vs. Virginia Tech (1/9/25)

Career: 4, 3x, last vs. Virginia Tech (1/9/25)

Rebounds

Season: 4, 4x, last at Miami (2/2/25)

Career: 4, 4x, last at Miami (2/2/25)

Assists

Season: 7, 2x, last vs. Clemson (1/19/25)

Career: 7, 2x, last vs. Clemson (1/19/25)

Steals

Season: 4 vs. West Georgia (11/14/24)

Career: 4 vs. West Georgia (11/14/24)

Blocks

Season: 1, 3x, last vs. Clemson (1/19/25)

Career: 1, 3x, last vs. Clemson (1/19/25)

Turnovers

Season: 3, 2x, last at Mercer (12/8/24)

Career: 3, 2x, last at Mercer (12/8/24)

Minutes

Season: 38 at Miami (2/2/25)

Career: 38 at Miami (2/2/25)

Miscellaneous

	Career	24-25
Double-Doubles:	-	-
Double Figure Points:	8	8
Double Figure Rebounds:	-	-
Led Team In Points/Rebs:	-	-
20+ Points:	-	-

2024-25 GAME-BY-GAME

#1 WRIGHT, Chazadi

Opponent	Date	GS	MIN	Total		3-Pointers		Free throws		Rebounds				PF	A	TO	BLK	STL	PTS	AVG
				FG-FGA	PCT	3FG-3FGA	PCT	FT-FTA	PCT	OFF	DEF	TOT	AVG							
Winthrop	11/04/2024		23:43	2-3	.667	2-3	.667	0-0	.000	1	3	4	4.0	0	6	1	0	2	6	6.0
Georgia St.	11/08/2024		29:15	3-8	.375	1-3	.333	1-1	1.000	0	2	2	3.0	1	4	1	1	2	8	7.0
West Ga.	11/14/2024		25:02	3-7	.429	2-4	.500	0-0	.000	4	0	4	3.3	2	5	3	0	4	8	7.3
Georgia	11/17/2024		17:41	0-3	.000	0-3	.000	3-3	1.000	0	0	0	2.5	2	1	2	0	0	3	6.3
vs South Dakota St.	11/23/2024		21:51	2-5	.400	2-5	.400	2-2	1.000	1	1	2	2.4	1	0	0	0	1	8	6.6
vs Oregon	11/25/2024		23:01	3-4	.750	1-2	.500	2-2	1.000	1	2	3	2.5	2	0	0	0	0	9	7.0
Florida A&M	12/01/2024		23:30	2-6	.333	1-3	.333	2-2	1.000	0	0	0	2.1	0	4	2	0	3	7	7.0
Mississippi St.	12/04/2024		12:55	1-8	.125	1-5	.200	0-0	.000	0	0	0	1.9	2	1	2	0	2	3	6.5
at Mercer	12/08/2024		20:15	3-6	.500	1-4	.250	3-4	.750	0	1	1	1.8	2	4	3	0	2	10	6.9
ULM	12/11/2024		21:39	2-6	.333	1-2	.500	2-2	1.000	0	1	1	1.7	1	2	0	0	0	7	6.9
at North Carolina	12/15/2024		15:30	0-2	.000	0-2	.000	0-0	.000	0	0	0	1.5	1	2	1	0	0	0	6.3
Rice	12/18/2024		28:55	2-5	.400	2-5	.400	0-0	.000	1	1	2	1.6	0	7	2	0	1	6	6.3
Nebraska	12/21/2024		30:07	5-7	.714	2-4	.500	3-4	.750	1	1	2	1.6	0	1	0	0	1	15	6.9
Pittsburgh	12/29/2024		28:08	5-10	.500	4-7	.571	2-2	1.000	0	1	1	1.6	0	1	1	0	2	16	7.6
Syracuse	01/02/2025		21:20	1-5	.200	0-4	.000	0-0	.000	0	1	1	1.5	1	2	2	0	1	2	7.2
Virginia Tech	01/09/2025		37:19	2-12	.167	1-7	.143	3-4	.750	0	4	4	1.7	4	3	2	1	1	8	7.3
at Louisville	01/12/2025		23:40	3-5	.600	2-3	.667	2-2	1.000	0	0	0	1.6	2	0	2	0	1	10	7.4
at Notre Dame	01/16/2025 *		37:20	4-14	.286	2-9	.222	0-0	.000	0	0	0	1.5	1	5	1	0	0	10	7.6
Clemson	01/19/2025 *		32:40	4-4	1.000	2-2	1.000	0-0	.000	0	2	2	1.5	1	7	2	1	1	10	7.7
at Virginia	01/23/2025 *		24:33	2-6	.333	1-5	.200	0-0	.000	0	3	3	1.6	1	5	0	0	1	5	7.6
Duke	01/26/2025 *		28:31	3-9	.333	1-6	.167	1-1	1.000	1	1	2	1.6	2	2	1	0	1	8	7.6
at Miami (FL)	02/02/2025 *		38:07	5-12	.417	3-8	.375	0-0	.000	0	4	4	1.7	0	4	0	0	0	13	7.8
SMU	02/06/2025 *		27:56	5-8	.625	2-3	.667	0-0	.000	1	2	3	1.8	0	2	0	0	0	12	8.0
at Boston College	02/09/2025 *		31:50	1-10	.100	0-3	.000	0-0	.000	0	3	3	1.8	2	3	0	0	3	2	7.8
at Clemson	02/13/2025 *		25:19	2-13	.154	2-10	.200	1-2	.500	1	0	1	1.8	1	1	2	0	0	7	7.7
Wake Forest	02/16/2025		16:05	1-3	.333	1-2	.500	0-0	.000	1	0	1	1.8	1	2	1	0	0	3	7.5
Totals		8	666:12	66-181	.365	37-114	.325	27-31	.871	13	33	46	1.8	30	74	31	3	29	196	7.5

Player Averages

Games Played	Minutes/ game	Points/ game	FG Pct	3FG Pct	FT Pct	Rebounds/ game	Assists/ game	Turnovers/ game	Assist/Turnover ratio	Steals/ game	Blocks/ game
26	25.6	7.5	36.5	32.5	87.1	1.8	2.8	1.2	2.4	1.1	0.1

WRIGHT CAREER STATISTICS

WRIGHT, Chazadi

SEASON	TEAM	GP-GS	MIN/AVG	Field Goals		3-Point		F-Throws		Rebounds				PF			Steals		Blocks		Scoring	
				FG-FGA	FG%	3FG-3FGA	3FG%	FT-FTA	FT%	OFF	DEF	TOT	AVG	PF-F	PF-A	TO	BLK	STL	PTS	AVG		
2024-25	GaTech	26-8	666/25.6	66-181	.365	37-114	.325	27-31	.871	13	33	46	1.8	30-0	74	31	3	29	196	7.5		
TOTAL		26-8	666/25.6	66-181	.365	37-114	.325	27-31	.871	13	33	46	1.8	30-0	74	31	3	29	196	7.5		



DANI CARNEGIE

#3

Freshman • 5'9" • Guard • Mount Vernon, N.Y. • Grayson (Ga.) • Major: Business Administration

THE CARNEGIE FILE

THIS SEASON:

- ACC Rookie of the Week - Nov. 17*, Dec. 16, Dec. 23, Dec. 30, Jan. 6
- Missed three full games after playing only six minutes against VT
- Owns six 20-plus point outings and 15 double figure games
- Led Tech offensively six times this season, all with double-figure totals
- Hit season-high six triples against Syracuse en route to 28-point outing
- Led Tech in rebounding at North Carolina with nine
- Scored career-high 29 points at Virginia

LAST FIVE GAMES:

Played just under six minutes against Virginia Tech due to injury...Missed three full games due to injury...Led Tech offensively with career-high 29 points in win at Virginia, hitting five three-pointers, while connecting on personal-best 10-of-11 free throws...Connected on a pair of three-pointers at Clemson to add six points...Dropped in 14 points in win against Wake Forest, hitting six field goals, including a three-pointer.

KEY SEASON AVERAGES

Points **13.5** Rebounds **4.6** Assists **1.7**

CAREER & SEASON HIGHS

Points

Season: 29 at Virginia (1/23/25)

Career: 29 at Virginia (1/23/25)

Field Goals

Season: 11 vs. Syracuse (1/2/25)

Career: 11 vs. Syracuse (1/2/25)

Field Goals Attempted

Season: 19 at North Carolina (12/15/24)

Career: 19 at North Carolina (12/15/24)

3- Point Field Goals

Season: 6 vs. Syracuse (1/2/25)

Career: 6 vs. Syracuse (1/2/25)

3- Point Field Goals Attempted

Season: 12 at Virginia (1/23/25)

Career: 12 at Virginia (1/23/25)

Free Throws

Season: 10 at Virginia (1/23/25)

Career: 10 at Virginia (1/23/25)

Free Throws Attempted

Season: 11 at Virginia (1/23/25)

Career: 11 at Virginia (1/23/25)

Rebounds

Season: 9, 3x, last at Virginia (1/23/25)

Career: 9, 3x, last at Virginia (1/23/25)

Assists

Season: 4, 3x, last vs. Syracuse (1/2/25)

Career: 4, 3x, last vs. Syracuse (1/2/25)

Steals

Season: 2, 7x, last at Miami (2/2/25)

Career: 2, 7x, last at Miami (2/2/25)

Blocks

Season:

Career:

Turnovers

Season: 4 vs. Duke (1/26/25)

Career: 4 vs. Duke (1/26/25)

Minutes

Season: 31 vs. South Dakota State (11/23/24)

Career: 31 vs. South Dakota State (11/23/24)

Miscellaneous

	Career	24-25
Double-Doubles:	-	-
Double Figure Points:	16	16
Double Figure Rebounds:	-	-
Led Team In Points/Rebs:	6/1	6/1
20+ Points:	6	6

2024-25 GAME-BY-GAME

#3 CARNEGIE, Dani

Opponent	Date	GS	MIN	Total		3-Pointers		Free throws		Rebounds				PF	A	TO	BLK	STL	PTS	AVG
				FG-FGA	PCT	3FG-3FGA	PCT	FT-FTA	PCT	OFF	DEF	TOT	AVG							
Winthrop	11/04/2024		17:51	6-10	.600	4-6	.667	1-1	1.000	2	2	4	4.0	0	1	3	0	2	17	17.0
Georgia St.	11/08/2024		21:16	5-11	.455	1-5	.200	3-4	.750	0	2	2	3.0	1	3	3	0	2	14	15.5
West Ga.	11/14/2024		18:45	6-10	.600	3-6	.500	0-0	.000	2	1	3	3.0	1	3	0	0	1	15	15.3
Georgia	11/17/2024		30:00	7-18	.389	4-10	.400	2-2	1.000	3	5	8	4.3	0	3	1	0	1	20	16.5
vs South Dakota St.	11/23/2024		31:07	6-16	.375	4-8	.500	0-0	.000	2	6	8	5.0	0	2	1	0	0	16	16.4
vs Oregon	11/25/2024		19:42	2-8	.250	0-4	.000	0-0	.000	0	1	1	1.3	1	0	3	0	0	4	14.3
Florida A&M	12/01/2024		15:34	6-8	.750	3-5	.600	0-0	.000	0	1	1	3.9	0	2	2	0	1	15	14.4
Mississippi St.	12/04/2024		16:53	5-16	.313	2-10	.200	2-2	1.000	0	2	2	3.6	1	0	0	0	2	14	14.4
at Mercer	12/08/2024		19:23	3-9	.333	3-5	.600	1-2	.500	1	8	9	4.2	0	4	2	0	2	10	13.9
ULM	12/11/2024		17:20	5-10	.500	4-9	.444	0-0	.000	1	7	8	4.6	2	1	1	0	0	14	13.9
at North Carolina	12/15/2024		26:15	8-19	.421	2-9	.222	4-4	1.000	3	6	9	5.0	2	4	3	0	2	22	14.6
Rice	12/18/2024		21:48	3-6	.500	1-3	.333	0-3	.000	1	5	6	5.1	1	2	2	0	0	7	14.0
Nebraska	12/21/2024		21:58	6-16	.375	4-8	.500	4-4	1.000	1	7	8	5.3	1	1	3	0	1	20	14.5
Pittsburgh	12/29/2024		19:40	9-16	.563	4-11	.364	2-2	1.000	2	3	5	5.3	3	0	1	0	2	24	15.1
Syracuse	01/02/2025		26:51	11-18	.611	6-8	.750	0-0	.000	3	4	7	5.4	1	4	3	0	1	28	16.0
Virginia Tech	01/09/2025		05:50	1-4	.250	0-0	.000	0-0	.000	0	0	0	5.1	2	0	1	0	0	2	15.1
at Virginia	01/23/2025		28:47	7-17	.412	5-12	.417	10-11	.909	0	9	9	5.3	1	1	2	0	1	29	15.9
Duke	01/26/2025		19:20	1-13	.077	0-9	.000	0-0	.000	0	3	3	5.2	1	3	4	0	1	2	15.2
at Miami (FL)	02/02/2025		21:45	2-10	.200	0-7	.000	7-8	.875	0	3	3	5.1	2	1	1	0	2	11	14.9
SMU	02/06/2025		18:01	1-10	.100	1-5	.200	0-0	.000	0	3	3	5.0	1	0	3	0	0	3	14.4
at Boston College	02/09/2025		13:51	2-3	.667	0-1	.000	0-0	.000	1	2	3	4.9	0	1	3	0	0	4	13.9
at Clemson	02/13/2025		18:41	2-9	.222	2-9	.222	0-0	.000	0	3	3	4.8	0	1	1	0	1	6	13.5
Wake Forest	02/16/2025		20:20	6-13	.462	1-7	.143	1-2	.500	0	0	0	4.6	0	2	0	0	1	14	13.5
Totals			0 470:58	110-270	.407	54-157	.344	37-45	.822	22	83	105	4.6	21	39	43	0	23	311	13.5

Player Averages

Games Played	Minutes/game	Points/game	FG Pct	3FG Pct	FT Pct	Rebounds/game	Assists/game	Turnovers/game	Assist/Turnover ratio	Steals/game	Blocks/game
23	20.5	13.5	40.7	34.4	82.2	4.6	1.7	1.9	0.9	1.0	0.0

CARNEGIE CAREER STATISTICS

CARNEGIE, Dani

SEASON	TEAM	GP-GS	MIN/AVG	Field Goals		3-Point		F-Throws		Rebounds				Scoring						
				FG-FGA	FG%	3FG-3FGA	3FG%	FT-FTA	FT%	OFF	DEF	TOT	AVG	PF-FO	A	TO	BLK	STL	PTS	AVG
2024-25	GaTech	23-0	471/20.5	110-270	.407	54-157	.344	37-45	.822	22	83	105	4.6	21-0	39	43	0	23	311	13.5
TOTAL		23-0	471/20.5	110-270	.407	54-157	.344	37-45	.822	22	83	105	4.6	21-0	39	43	0	23	311	13.5



TONIE MORGAN

#5

Junior • 5'9" • Guard • Tallahassee, Fla. • Florida State University Schools • Major: Business Administration

THE MORGAN FILE

THIS SEASON:

- Hawaii North Shore Showcase Tournament MVP
- Recorded triple-double against Clemson
- Surpassed 1,000-career points against Virginia Tech
- Owens 21 double-figure scoring games this season
- Scored career-high 28 points against Virginia Tech
- Has led (or tied) the team in assists 17 times

LAST FIVE GAMES:

Registered eight points, team-high five assists and three rebounds against Duke....Tallied 12 points and team-highs in rebounds (5) and assists (6) in win at Miami...Added 14 points and four assists in win against SMU...Logged 13 points and a team-best six assists in win at Boston College...Tallied 20th game in double-figures at Clemson with 11 points and owned team-high six assists... Helped Tech to a win over Wake Forest with 14 points and a team-high six assists.

KEY SEASON AVERAGES

Points **12.9** Rebounds **4.3** Assists **5.8**

CAREER & SEASON HIGHS

Points

Season: 28 vs. Virginia Tech (1/9/25)

Career: 28 vs. Virginia Tech (1/9/25)

Field Goals

Season: 11 vs. Virginia Tech (1/9/25)

Career: 11 vs. Virginia Tech (1/9/25)

Field Goals Attempted

Season: 20 vs. Virginia Tech (1/9/25)

Career: 20 vs. Virginia Tech (1/9/25)

3- Point Field Goals

Season: 2, 2x, last vs. SMU (2/6/25)

Career: 2, 3x, last vs. SMU (2/6/25)

3- Point Field Goals Attempted

Season: 4, 2x, last at Notre Dame (1/16/25)

Career: 6 vs. Notre Dame (2/1/24)

Free Throws

Season: 6, 2x, last vs. Virginia Tech (1/9/25)

Career: 10, 3x, last vs. Duke (3/7/24)

Free Throws Attempted

Season: 11 vs. Virginia Tech (1/9/25)

Career: 15 vs. Virginia (1/4/24)

Rebounds

Season: 12 vs. Clemson (1/19/25)

Career: 15 vs. Syracuse (1/19/23)

Assists

Season: 14 vs. Clemson (1/19/25)

Career: 14 vs. Clemson (1/19/25)

Steals

Season: 4, 2x, last vs. Clemson (1/19/25)

Career: 5 vs. Mercer (12/5/23)

Blocks

Season: 2 vs. Georgia State (11/8/24)

Career: 2, 2x, last vs. Georgia State (11/8/24)

Turnovers

Season: 6 at North Carolina (12/15/24)

Career: 7, 4x, last vs. Boston College (1/21/24)

Minutes

Season: 40 vs. Virginia Tech (1/9/25)

Career: 44 at NC State (2/18/24)

Miscellaneous

	Career	24-25
Triple-Doubles	1	1
Double-Doubles:	14	2
Double Figure Points:	66	21
Double Figure Rebounds:	10	1
Led Team In Points/Rebs:	14/31	2/2
20+ Points:	10	3

2024-25 GAME-BY-GAME

#5 MORGAN, Tonie

Opponent	Date	GS	MIN	Total			3-Pointers			Free throws		Rebounds				PF	A	TO	BLK	STL	PTS	AVG
				FG-FGA	PCT	3FG-3FGA	PCT	FT-FTA	PCT	OFF	DEF	TOT	AVG									
Winthrop	11/04/2024	*	24:01	7-10	.700	1-3	.333	0-0	.000	0	4	4	4.0	0	6	1	0	0	15	15.0		
Georgia St.	11/08/2024	*	24:24	3-8	.375	2-4	.500	0-0	.000	3	3	6	5.0	1	2	2	2	2	8	11.5		
West Ga.	11/14/2024	*	19:25	3-7	.429	0-2	.000	4-4	1.000	2	3	5	5.0	1	4	3	1	0	10	11.0		
Georgia	11/17/2024	*	31:53	3-9	.333	1-2	.500	0-0	.000	1	3	4	4.8	0	7	1	1	1	7	10.0		
vs South Dakota St.	11/23/2024	*	29:55	8-17	.471	0-2	.000	5-9	.556	5	4	9	5.6	1	1	2	1	2	21	12.2		
vs Oregon	11/25/2024	*	32:17	4-10	.400	0-1	.000	2-2	1.000	3	6	9	6.2	2	6	3	0	1	10	11.8		
Florida A&M	12/01/2024	*	15:46	3-5	.600	0-1	.000	0-0	.000	0	1	1	5.4	0	7	1	0	0	6	11.0		
Mississippi St.	12/04/2024	*	31:44	7-13	.538	0-2	.000	1-1	1.000	1	0	1	4.9	4	8	1	1	4	15	11.5		
at Mercer	12/08/2024	*	19:42	5-9	.556	0-0	.000	1-2	.500	1	2	3	4.7	2	4	2	1	0	11	11.4		
ULM	12/11/2024	*	18:21	2-6	.333	0-2	.000	2-2	1.000	0	4	4	4.6	0	8	0	0	1	6	10.9		
at North Carolina	12/15/2024	*	34:18	8-11	.727	1-2	.500	6-6	1.000	0	2	2	4.4	4	4	6	0	1	23	12.0		
Rice	12/18/2024	*	17:18	3-4	.750	0-0	.000	4-6	.667	1	3	4	4.3	2	4	4	0	2	10	11.8		
Nebraska	12/21/2024	*	30:57	3-8	.375	0-1	.000	4-4	1.000	0	3	3	4.2	0	4	1	1	0	10	11.7		
Pittsburgh	12/29/2024	*	22:59	5-8	.625	1-2	.500	4-4	1.000	2	0	2	4.1	2	8	1	0	1	15	11.9		
Syracuse	01/02/2025	*	34:02	6-13	.462	0-2	.000	3-4	.750	0	2	2	3.9	2	6	3	0	3	15	12.1		
Virginia Tech	01/09/2025	*	40:26	11-20	.550	0-1	.000	6-11	.545	1	4	5	4.0	2	4	1	0	0	28	13.1		
at Louisville	01/12/2025	*	33:32	5-14	.357	1-3	.333	2-4	.500	0	4	4	4.0	4	6	3	0	0	13	13.1		
at Notre Dame	01/16/2025	*	31:24	7-15	.467	1-4	.250	2-2	1.000	0	4	4	4.0	2	3	1	1	3	17	13.3		
Clemson	01/19/2025	*	33:36	5-11	.455	1-2	.500	1-3	.333	1	11	12	4.4	2	14	1	0	4	12	13.3		
at Virginia	01/23/2025	*	30:53	5-9	.556	0-3	.000	1-4	.250	3	3	6	4.5	2	11	4	0	1	11	13.2		
Duke	01/26/2025	*	35:16	3-13	.231	0-2	.000	2-2	1.000	0	3	3	4.4	3	5	3	1	0	8	12.9		
at Miami (FL)	02/02/2025	*	35:12	4-9	.444	0-2	.000	4-6	.667	0	5	5	4.5	3	6	2	0	1	12	12.9		
SMU	02/06/2025	*	26:12	4-8	.500	2-2	1.000	4-6	.667	1	1	2	4.3	2	4	4	0	0	14	12.9		
at Boston College	02/09/2025	*	32:33	6-11	.545	0-0	.000	1-2	.500	0	3	3	4.3	0	6	3	0	0	13	12.9		
at Clemson	02/13/2025	*	35:24	5-10	.500	0-1	.000	1-1	1.000	2	3	5	4.3	3	6	2	0	2	11	12.8		
Wake Forest	02/16/2025	*	29:02	6-13	.462	0-1	.000	2-2	1.000	2	1	3	4.3	2	6	1	0	2	14	12.9		
Totals			26	750:31	131-271	.483	11-47	.234	62-87	.713	29	82	111	4.3	46	150	56	10	31	335	12.9	

Player Averages

Games Played	Minutes/game	Points/game	FG Pct	3FG Pct	FT Pct	Rebounds/game	Assists/game	Turnovers/game	Assist/Turnover ratio	Steals/game	Blocks/game
26	28.9	12.9	48.3	23.4	71.3	4.3	5.8	2.2	2.7	1.2	0.4

MORGAN CAREER STATISTICS

MORGAN, Tonie

SEASON	TEAM	GP-GS	MIN/AVG	Field Goals	3-Point	F-Throws	Rebounds	PF-FO	A	TO	BLK	STL	PTS	AVG						
2022-23	GaTech	30-29	851/28.4	103-252	.409	8-42	.190	79-115	.687	40	129	169	5.6	65-0	114	99	4	27	293	9.8
2023-24	GaTech	33-33	1057/32.0	187-409	.457	15-59	.254	127-187	.679	50	176	226	6.8	71-1	170	125	9	55	516	15.6
2024-25	GaTech	26-26	751/28.9	131-271	.483	11-47	.234	62-87	.713	29	82	111	4.3	46-0	150	56	10	31	335	12.9
TOTAL		89-88	2658/29.9	421-932	.452	34-148	.230	268-389	.689	119	387	506	5.7	182-1	434	280	23	113	1144	12.9



KAYLA BLACKSHEAR

#13

Senior • 6'1" • Forward • Orlando, Fla. • Alabama/Lake Highland Prep • Major: Business Administration

THE BLACKSHEAR FILE

THIS SEASON:

- Scored season-high 19 points against Clemson
- Recorded two double-doubles - FAMU and at Virginia
- Owns seven double-figure scoring outings
- Recorded three double-figure rebounding games
- Led Tech in rebounding four times
- Tallied a season-high three steals against Georgia State
- Dished out career-high five assists twice

LAST FIVE GAMES:

Opened game against Clemson going 7-for-7 from the field and finished with season-high 19 points, while adding four rebounds...Logged a double-double in the win at Virginia with 10 points and team-high 10 rebounds...Added six points and four rebounds against Duke...Contributed eight points and seven rebounds in win at Boston College...Tallied 11 points at Clemson on 4-of-6 shooting... Posted a solid stat line against Wake Forest with 11 points and eight rebounds, while matching career-high five assists.

KEY SEASON AVERAGES

Points **6.0** Rebounds **5.2** Assists **1.1**

CAREER & SEASON HIGHS

Points

Season: 19 vs. Clemson (1/19/25)
Career: 24 vs. Coastal Carolina (11/6/23)

Field Goals

Season: 8 vs. Clemson (1/19/25)
Career: 10 at Florida State (12/29/23)

Field Goals Attempted

Season: 14 vs. Clemson (1/19/25)
Career: 18 at Florida State (12/29/23)

3- Point Field Goals

Season: 1 vs. Mississippi State (12/4/24)
Career: 1, 3x, last vs. Mississippi State (12/4/24)

3- Point Field Goals Attempted

Season: 1, 3x, last at Mercer (12/8/24)
Career: 2, 2x, last at NC State (2/18/24)

Free Throws

Season: 4, 2x, last at North Carolina (12/15/24)
Career: 6, 4x, last vs. New Mexico (11/24/23)

Free Throws Attempted

Season: 6 vs. West Georgia (11/14/24)
Career: 8 at Wake Forest (1/8/23)

Rebounds

Season: 10, 3x, last at Virginia (1/23/25)
Career: 13 at Wake Forest (1/8/23)

Assists

Season: 5, 2x, last vs. Wake Forest (2/16/25)
Career: 5, 2x, last vs. Wake Forest (2/16/25)

Steals

Season: 3 vs. Georgia State (11/8/24)
Career: 5 vs. Clemson (1/30/23)

Blocks

Season: 3 vs. West Georgia (11/14/24)
Career: 3 vs. West Georgia (11/14/24)

Turnovers

Season: 3, 3x, last vs. Pitt (12/29/24)
Career: 4, 2x, last at Syracuse (2/8/24)

Minutes

Season: 40 vs. Wake Forest (2/16/25)
Career: 43 vs. Pitt (2/12/23)

Miscellaneous

	Career	24-25
Double-Doubles:	6	2
Double Figure Points:	33	7
Double Figure Rebounds:	11	2
Led Team In Points/Rebs:	11/24	0/4
20+ Points:	3	-

2024-25 GAME-BY-GAME

#13 BLACKSHEAR, Kayla

Opponent	Date	GS	MIN	Total		3-Pointers		Free throws		Rebounds				PF	A	TO	BLK	STL	PTS	AVG		
				FG-FGA	PCT	3FG-3FGA	PCT	FT-FTA	PCT	OFF	DEF	TOT	AVG									
Winthrop	11/04/2024		24:32	4-5	.800	0-0	.000	0-0	.000	3	4	7	7.0	2	0	2	1	0	8	8.0		
Georgia St.	11/08/2024		13:46	0-4	.000	0-0	.000	1-2	.500	2	1	3	5.0	2	1	3	0	3	1	4.5		
West Ga.	11/14/2024		21:17	5-7	.714	0-0	.000	3-6	.500	5	4	9	6.3	3	1	2	3	1	13	7.3		
Georgia	11/17/2024		21:52	4-6	.667	0-1	.000	0-0	.000	2	1	3	5.5	1	0	0	0	2	8	7.5		
vs South Dakota St.	11/23/2024		15:27	2-5	.400	0-0	.000	0-0	.000	3	1	4	5.2	3	0	1	0	0	4	6.8		
vs Oregon	11/25/2024		17:11	2-7	.286	0-0	.000	3-4	.750	6	4	10	6.0	2	0	1	0	0	7	6.8		
Florida A&M	12/01/2024	*	23:47	3-4	.750	0-0	.000	4-4	1.000	2	8	10	6.6	2	0	3	0	0	10	7.3		
Mississippi St.	12/04/2024		19:06	3-8	.375	1-1	1.000	0-0	.000	2	4	6	6.5	0	0	1	0	0	7	7.3		
at Mercer	12/08/2024		15:58	1-4	.250	0-1	.000	0-0	.000	2	4	6	6.4	1	3	0	0	0	2	6.7		
ULM	12/11/2024		24:29	3-5	.600	0-0	.000	1-1	1.000	5	3	8	6.6	1	5	2	0	1	7	6.7		
at North Carolina	12/15/2024		26:13	4-5	.800	0-0	.000	4-4	1.000	5	1	6	6.5	4	0	1	1	0	12	7.2		
Rice	12/18/2024	*	24:15	1-6	.167	0-0	.000	0-0	.000	2	4	6	6.5	3	3	0	0	1	2	6.8		
Nebraska	12/21/2024		14:07	2-2	1.000	0-0	.000	0-0	.000	0	1	1	6.1	3	0	1	0	0	4	6.5		
Pittsburgh	12/29/2024		18:39	0-3	.000	0-0	.000	0-0	.000	1	3	4	5.9	3	3	3	0	2	0	6.1		
Syracuse	01/02/2025		12:42	0-1	.000	0-0	.000	0-0	.000	3	2	5	5.9	0	0	2	0	1	0	5.7		
Virginia Tech	01/09/2025		18:14	1-1	1.000	0-0	.000	1-1	1.000	2	2	4	5.8	2	1	1	0	1	3	5.5		
at Louisville	01/12/2025		31:11	1-5	.200	0-0	.000	2-2	1.000	1	2	3	5.6	3	0	1	0	1	4	5.4		
at Notre Dame	01/16/2025		15:45	0-2	.000	0-0	.000	0-0	.000	0	0	0	5.3	3	0	2	0	1	0	5.1		
Clemson	01/19/2025		32:53	8-14	.571	0-0	.000	3-4	.750	1	3	4	5.2	0	2	1	1	0	19	5.8		
at Virginia	01/23/2025		30:11	5-7	.714	0-0	.000	0-0	.000	4	6	10	5.5	3	0	1	0	1	10	6.1		
Duke	01/26/2025		14:23	3-6	.500	0-0	.000	0-0	.000	3	1	4	5.4	1	0	1	0	0	6	6.0		
at Miami (FL)	02/02/2025		15:48	0-3	.000	0-0	.000	0-0	.000	1	2	3	5.3	0	0	0	0	1	0	5.8		
SMU	02/06/2025		18:41	0-0	.000	0-0	.000	0-0	.000	0	1	1	5.1	3	0	1	0	1	0	5.5		
at Boston College	02/09/2025		31:16	4-6	.667	0-0	.000	0-0	.000	1	6	7	5.2	0	2	2	0	0	8	5.6		
at Clemson	02/13/2025		27:21	4-6	.667	0-0	.000	3-4	.750	2	2	4	5.1	3	2	2	0	1	11	5.8		
Wake Forest	02/16/2025	*	40:00	5-10	.500	0-0	.000	1-2	.500	4	4	8	5.2	4	5	0	1	1	11	6.0		
Totals				3	569:02	65-132	.492	1-3	.333	26-34	.765	62	74	136	5.2	52	28	34	7	19	157	6.0

Player Averages

Games Played	Minutes/game	Points/game	FG Pct	3FG Pct	FT Pct	Rebounds/game	Assists/game	Turnovers/game	Assist/Turnover ratio	Steals/game	Blocks/game
26	21.9	6.0	49.2	33.3	76.5	5.2	1.1	1.3	0.8	0.7	0.3

BLACKSHEAR CAREER STATISTICS

BLACKSHEAR, Kayla

SEASON	TEAM	GP-GS	MIN/AVG	Field Goals		3-Point		F-Throws		Rebounds				Scoring						
				FG-FGA	FG%	3FG-3FGA	3FG%	FT-FTA	FT%	OFF	DEF	TOT	AVG	PF-FO	A	TO	BLK	STL	PTS	AVG
2021-22	UA	3-0	31/10.2	4-6	.667	0-0	.000	7-8	.875	4	5	9	3.0	5-0	0	2	0	2	15	5.0
2022-23	GaTech	30-22	809/27.0	84-208	.404	0-5	.000	56-72	.778	97	96	193	6.4	57-0	33	40	8	26	224	7.5
2023-24	GaTech	32-32	1040/32.5	156-320	.488	2-10	.200	62-91	.681	91	112	203	6.3	64-1	48	53	13	26	376	11.8
2024-25	GaTech	26-3	569/21.9	65-132	.492	1-3	.333	26-34	.765	62	74	136	5.2	52-0	28	34	7	19	157	6.0
TOTAL FOR GaTech		88-57	2419/27.5	305-660	.462	3-18	.167	144-197	.731	250	282	532	6.0	173-1	109	127	28	71	757	8.6
TOTAL		91-57	2449/26.9	309-666	.464	3-18	.167	151-205	.737	254	287	541	5.9	178-1	109	129	28	73	772	8.5



ARIADNA TERMIS

#20

Sophomore • 6'6" • Center • Zaragoza, Spain • IES Joaquim Blume Barcelona • Major: Biomedical Engineering

THE TERMIS FILE

THIS SEASON:

- Hawaii North Shore Showcase all-star team
- Led team in assists with six against Winthrop
- Led Tech in rebounding against Mississippi State and at Notre Dame
- Owns four double-figure scoring games
- Scored career-high 13 points against No. 21 Oregon
- Secured career-best 11 rebounds against Georgia State
- Played career-high 31 minutes against Georgia

LAST FIVE GAMES:

Dished out three assists, while adding three points and three rebounds at Louisville...Pulled down team-high six assists at No. 3 Notre Dame...Registered 11 points, hitting pair of three-pointers, in win at Virginia...Chipped in six points on pair of triples in win against SMU...Pulled down four rebounds in win at Boston College.

KEY SEASON AVERAGES

Points **4.7** Rebounds **4.2** Assists **2.4**

CAREER & SEASON HIGHS

Points

Season: 13 vs. Oregon (11/25/24)

Career: 13 vs. Oregon (11/25/24)

Field Goals

Season: 5, 2x, last vs. Oregon (11/25/24)

Career: 5, 3x, last vs. Oregon (11/25/24)

Field Goals Attempted

Season: 12 vs. Georgia (11/17/24)

Career: 12 vs. Georgia (11/17/24)

3- Point Field Goals

Season: 3 vs. Oregon (11/25/24)

Career: 3, 2x, last vs. Oregon (11/25/24)

3- Point Field Goals Attempted

Season: 7 vs. Georgia (11/17/24)

Career: 7 vs. Georgia (11/17/24)

Free Throws

Season: 1, 3x, last at Virginia (1/23/25)

Career: 2 vs. Mercer (12/5/23)

Free Throws Attempted

Season: 2, 3x, last at Miami (2/2/25)

Career: 2, 5x, last at Miami (2/2/25)

Rebounds

Season: 11 vs. Georgia State (11/8/24)

Career: 11 vs. Georgia State (11/8/24)

Assists

Season: 7 vs. Louisiana Monroe (12/11/24)

Career: 7 vs. Louisiana Monroe (12/11/24)

Steals

Season: 2, 2x, last vs. Syracuse (1/2/25)

Career: 2, 2x, last vs. Syracuse (1/2/25)

Blocks

Season: 2, 3x, last vs. Pitt (12/29/24)

Career: 2, 4x, last vs. Pitt (12/29/24)

Turnovers

Season: 4 vs. Georgia State (11/8/24)

Career: 4 vs. Georgia State (11/8/24)

Minutes

Season: 33 vs. Virginia Tech (1/9/25)

Career: 33 vs. Virginia Tech (1/9/25)

Miscellaneous

	Career	24-25
Double-Doubles:	-	-
Double Figure Points:	6	4
Double Figure Rebounds:	1	1
Led Team In Points/Rebs:	1/2	1/2
20+ Points:	-	-

2024-25 GAME-BY-GAME

#20 TERMIS, Ariadna

Opponent	Date	GS	MIN	Total		3-Pointers		Free throws		Rebounds				PF	A	TO	BLK	STL	PTS	AVG	
				FG-FGA	PCT	3FG-3FGA	PCT	FT-FTA	PCT	OFF	DEF	TOT	AVG								
Winthrop	11/04/2024	*	23:55	5-8	.625	1-2	.500	0-0	.000	1	2	3	3.0	3	6	1	0	1	11	11.0	
Georgia St.	11/08/2024	*	27:12	4-7	.571	0-1	.000	0-1	.000	5	6	11	7.0	2	1	4	1	1	8	9.5	
West Ga.	11/14/2024	*	24:56	3-5	.600	0-0	.000	0-0	.000	0	3	3	5.7	1	4	0	1	0	6	8.3	
Georgia	11/17/2024	*	31:07	4-12	.333	2-7	.286	0-0	.000	0	3	3	5.0	2	3	0	0	0	10	8.8	
vs South Dakota St.	11/23/2024	*	24:59	3-4	.750	2-3	.667	0-0	.000	0	7	7	5.4	2	0	0	1	1	8	8.6	
vs Oregon	11/25/2024	*	25:17	5-10	.500	3-5	.600	0-0	.000	3	0	3	5.0	1	1	0	0	0	13	9.3	
Florida A&M	12/01/2024	*	21:04	3-6	.500	1-3	.333	0-0	.000	0	1	1	4.4	0	5	2	0	0	7	9.0	
Mississippi St.	12/04/2024	*	28:17	3-6	.500	2-5	.400	0-0	.000	2	6	8	4.9	1	3	1	0	1	8	8.9	
at Mercer	12/08/2024	*	23:46	0-3	.000	0-0	.000	1-2	.500	3	3	6	5.0	2	1	0	2	1	1	8.0	
ULM	12/11/2024	*	22:06	1-3	.333	0-0	.000	0-0	.000	0	5	5	5.0	0	7	0	0	2	2	7.4	
at North Carolina	12/15/2024	*	15:37	0-0	.000	0-0	.000	0-0	.000	1	2	3	4.8	3	2	1	0	0	0	6.7	
Nebraska	12/21/2024	*	24:25	1-2	.500	0-1	.000	0-0	.000	0	5	5	4.8	0	4	1	2	0	2	6.3	
Pittsburgh	12/29/2024	*	24:24	2-4	.500	0-2	.000	0-0	.000	0	4	4	4.8	3	3	1	2	1	4	6.2	
Syracuse	01/02/2025	*	30:53	3-6	.500	1-4	.250	0-0	.000	1	2	3	4.6	3	2	1	0	2	7	6.2	
Virginia Tech	01/09/2025	*	33:21	2-4	.500	1-2	.500	0-0	.000	3	3	6	4.7	1	5	2	1	0	5	6.1	
at Louisville	01/12/2025	*	22:56	1-3	.333	1-2	.500	0-0	.000	1	2	3	4.6	0	3	3	0	0	3	5.9	
at Notre Dame	01/16/2025	*	24:43	0-4	.000	0-4	.000	1-2	.500	1	5	6	4.7	0	2	1	0	0	1	5.6	
Clemson	01/19/2025	*	17:35	0-1	.000	0-1	.000	0-0	.000	0	4	4	4.7	3	1	1	1	0	0	5.3	
at Virginia	01/23/2025	*	24:54	4-6	.667	2-4	.500	1-1	1.000	0	3	3	4.6	0	1	1	0	0	11	5.6	
Duke	01/26/2025	*	27:19	0-2	.000	0-2	.000	0-0	.000	1	4	5	4.6	1	3	3	1	0	0	5.4	
at Miami (FL)	02/02/2025	*	20:38	0-0	.000	0-0	.000	0-2	.000	1	3	4	4.6	1	1	1	0	1	0	5.1	
SMU	02/06/2025	*	23:28	2-5	.400	2-4	.500	0-0	.000	0	3	3	4.5	1	1	1	1	1	6	5.1	
at Boston College	02/09/2025	*	16:40	1-2	.500	0-1	.000	0-0	.000	0	4	4	4.5	0	0	0	0	0	2	5.0	
at Clemson	02/13/2025	*	16:39	1-3	.333	0-2	.000	0-0	.000	0	1	1	4.3	2	0	0	1	0	2	4.9	
Wake Forest	02/16/2025	*	05:36	0-0	.000	0-0	.000	0-0	.000	0	0	0	4.2	0	0	0	0	0	0	4.7	
Totals			24	581:47	48-106	.453	18-55	.327	3-8	.375	23	81	104	4.2	32	59	25	14	12	117	4.7

Player Averages

Games Played	Minutes/game	Points/game	FG Pct	3FG Pct	FT Pct	Rebounds/game	Assists/game	Turnovers/game	Assist/Turnover ratio	Steals/game	Blocks/game
25	23.3	4.7	45.3	32.7	37.5	4.2	2.4	1.0	2.4	0.5	0.6

TERMIS CAREER STATISTICS

TERMIS, Ariadna

SEASON	TEAM	GP-GS	MIN/AVG	Field Goals		3-Point		F-Throws		Rebounds				Scoring						
				FG-FGA	FG%	3FG-3FGA	3FG%	FT-FTA	FT%	OFF	DEF	TOT	AVG	PF-FO	A	TO	BLK	STL	PTS	AVG
2023-24	GaTech	25-0	262/10.5	26-55	.473	10-25	.400	3-4	.750	8	30	38	1.5	25-0	16	12	3	3	65	2.6
2024-25	GaTech	25-24	582/23.3	48-106	.453	18-55	.327	3-8	.375	23	81	104	4.2	32-0	59	25	14	12	117	4.7
TOTAL		50-24	843/16.9	74-161	.460	28-80	.350	6-12	.500	31	111	142	2.8	57-0	75	37	17	15	182	3.6



INÉS NOGUERO

#22

Junior • 5'9" • Guard • Gijón, Spain • IES Joaquim Blume • Major: Neuroscience

THE NOGUERO FILE

THIS SEASON:

- Owns three double-figure scoring outings thus far
- Tallied season-high four steals three times this season
- Has dished out five or more assists in three games
- Pulled down season-high six rebounds twice
- Hit season-high three three-pointers against Louisiana Monroe

LAST FIVE GAMES:

Led Tech with five assists in win at No. 14 North Carolina and hit a field goal, while adding a block and steal...Pulled down six rebounds and added four points and a pair of assists in win against Rice...Led Tech in rebounding with six at Louisville, while chipping in four points...Owned four steals at No. 3 Notre Dame...Completed an old-fashioned three-point play at Miami to finish with three points in the win...Was disruptive on the defensive end against Wake Forest, matching season-high four steals in the win.

KEY SEASON AVERAGES

Points	Rebounds	Assists
4.6	2.7	2.0

CAREER & SEASON HIGHS

Points

Season: 13 vs. Louisiana Monre (12/11/24)
 Career: 16, 2x, last at Rice (11/16/23)

Field Goals

Season: 5, 2x, last vs. ULM (12/11/24)
 Career: 6, 3x, last vs. Florida State (1/28/24)

Field Goals Attempted

Season: 10 vs. Oregon (11/25/24)
 Career: 14 vs. New Mexico (11/24/23)

3- Point Field Goals

Season: 3 vs. Louisiana Monre (12/11/24)
 Career: 4 vs. Florida State (1/1/23)

3- Point Field Goals Attempted

Season: 5 vs. Georgia State (11/8/24)
 Career: 9, 2x, last vs. Notre Dame (2/1/24)

Free Throws

Season: 3 vs. Syracuse (1/2/25)
 Career: 6 at Rice (11/16/23)

Free Throws Attempted

Season: 3 vs. Syracuse (1/2/25)
 Career: 7 at Rice (11/16/23)

Rebounds

Season: 6, 2x, last at Louisville (1/12/25)
 Career: 12 vs. Mercer (12/5/23)

Assists

Season: 7 vs. Oregon (11/25/24)
 Career: 7 vs. Oregon (11/25/24)

Steals

Season: 4, 5x, last vs. Wake Forest (2/16/25)
 Career: 5 at Rice (11/16/23)

Blocks

Season: 2, 2x, last vs. West Georgia (11/14/24)
 Career: 2, 2x, last vs. West Georgia (11/14/24)

Turnovers

Season: 3, 2x, last at Notre Dame (1/16/25)
 Career: 5 vs. Boston College (1/21/24)

Minutes

Season: 28 at Louisville (1/12/25)
 Career: 40 at NC State (2/18/24)

Miscellaneous

	Career	24-25
Double-Doubles:	2	-
Double Figure Points:	14	3
Double Figure Rebounds:	2	-
Led Team In Points/Rebs:	1/7	0/1
20+ Points:	-	-

2024-25 GAME-BY-GAME

#22 NOGUERO, Ines

Opponent	Date	GS	MIN	Total		3-Pointers		Free throws		Rebounds				PF	A	TO	BLK	STL	PTS	AVG	
				FG-FGA	PCT	3FG-3FGA	PCT	FT-FTA	PCT	OFF	DEF	TOT	AVG								
Winthrop	11/04/2024	*	15:40	5-7	.714	0-0	.000	1-2	.500	1	1	2	2.0	2	2	2	4	11	11.0		
Georgia St.	11/08/2024	*	14:14	1-5	.200	1-5	.200	0-0	.000	0	4	4	3.0	1	2	2	0	1	3	7.0	
West Ga.	11/14/2024	*	15:42	2-4	.500	1-3	.333	0-0	.000	2	0	2	2.7	3	3	1	2	0	5	6.3	
Georgia	11/17/2024	*	08:34	1-3	.333	0-2	.000	0-0	.000	0	1	1	2.3	0	1	0	0	0	2	5.3	
vs South Dakota St.	11/23/2024	*	11:35	1-2	.500	1-2	.500	0-0	.000	0	0	0	1.8	1	0	0	0	0	3	4.8	
vs Oregon	11/25/2024	*	26:28	4-10	.400	1-4	.250	2-2	1.000	0	4	4	2.2	3	7	1	0	3	11	5.8	
Florida A&M	12/01/2024	*	14:47	2-4	.500	2-4	.500	1-2	.500	0	3	3	2.3	2	5	1	0	1	7	6.0	
Mississippi St.	12/04/2024	*	17:02	0-4	.000	0-3	.000	0-0	.000	1	4	5	2.6	0	0	1	1	1	0	5.3	
at Mercer	12/08/2024	*	15:12	3-3	1.000	0-0	.000	1-2	.500	0	1	1	2.4	2	3	1	1	4	7	5.4	
ULM	12/11/2024	*	10:32	5-5	1.000	3-3	1.000	0-0	.000	0	0	0	2.2	0	0	1	0	4	13	6.2	
at North Carolina	12/15/2024	*	19:21	1-4	.250	0-2	.000	0-0	.000	0	5	5	2.5	2	5	1	1	1	2	5.8	
Rice	12/18/2024	*	21:43	2-7	.286	0-3	.000	0-0	.000	2	4	6	2.8	2	2	3	0	1	4	5.7	
Nebraska	12/21/2024	*	14:59	1-7	.143	0-4	.000	0-0	.000	1	2	3	2.8	0	1	1	0	0	2	5.4	
Pittsburgh	12/29/2024	*	13:53	1-5	.200	1-4	.250	0-0	.000	0	3	3	2.8	0	2	0	1	1	3	5.2	
Syracuse	01/02/2025	*	09:24	0-2	.000	0-1	.000	3-3	1.000	0	2	2	2.7	1	0	2	1	0	3	5.1	
Virginia Tech	01/09/2025	*	10:11	1-2	.500	0-1	.000	0-0	.000	0	1	1	2.6	0	1	2	0	0	2	4.9	
at Louisville	01/12/2025	*	28:38	2-4	.500	0-2	.000	0-0	.000	0	6	6	2.8	1	2	2	1	2	4	4.8	
at Notre Dame	01/16/2025		10:13	1-1	1.000	0-0	.000	0-0	.000	0	1	1	2.7	1	1	3	0	4	2	4.7	
at Virginia	01/23/2025		05:13	1-1	1.000	0-0	.000	0-0	.000	0	1	1	2.6	0	0	0	0	0	2	4.5	
at Miami (FL)	02/02/2025		06:38	1-2	.500	0-0	.000	1-1	1.000	0	1	1	2.6	2	0	0	0	0	3	4.5	
Wake Forest	02/16/2025	*	23:04	3-7	.429	1-4	.250	0-0	.000	0	5	5	2.7	1	4	1	1	4	7	4.6	
Totals			18	313:05	38-89	.427	11-47	.234	9-12	.750	7	49	56	2.7	24	41	25	11	31	96	4.6

Player Averages

Games Played	Minutes/game	Points/game	FG Pct	3FG Pct	FT Pct	Rebounds/game	Assists/game	Turnovers/game	Assist/Turnover ratio	Steals/game	Blocks/game
21	14.9	4.6	42.7	23.4	75.0	2.7	2.0	1.2	1.6	1.5	0.5

NOGUERO CAREER STATISTICS

NOGUERO, Ines

SEASON	TEAM	GP-GS	MIN/AVG	Field Goals		3-Point		F-Throws		Rebounds				Scoring						
				FG-FGA	FG%	3FG-3FGA	3FG%	FT-FTA	FT%	OFF	DEF	TOT	AVG	PF-FO	A	TO	BLK	STL	PTS	AVG
2022-23	GaTech	19-6	209/11.0	26-79	.329	13-44	.295	3-4	.750	11	18	29	1.5	15-0	14	16	3	14	68	3.6
2023-24	GaTech	32-32	939/29.3	76-218	.349	30-122	.246	22-31	.710	15	144	159	5.0	78-1	70	59	4	40	204	6.4
2024-25	GaTech	21-18	313/14.9	38-89	.427	11-47	.234	9-12	.750	7	49	56	2.7	24-0	41	25	11	31	96	4.6
TOTAL		72-56	1461/20.3	140-386	.363	54-213	.254	34-47	.723	33	211	244	3.4	117-1	125	100	18	85	368	5.1



RUSNE AUGUSTINAITE

#23

Sophomore • 6'0" • Guard • Siauliai, Lithuania • Montverde Academy (Fla.) • Major: Business Administration

THE AUGUSTINAITE FILE

THIS SEASON:

- Led Tech with 23 points for season-high in scoring against Rice for second 20-plus point career game
- Hit career-high seven three-pointers against Rice
- Has hit multiple three-pointers in six outings
- Converted season-high 3-of-4 free throw attempts against Clemson

LAST FIVE GAMES:

Connected on a pair of three-pointers at No. 3 Notre Dame to finish with eight points...Tallied 11 points against Clemson, going to free throw line for first time this season, converting 3-of-4 attempts...Hit a clutch three-pointer in win at Virginia...Drained pair of three-pointers in win at Miami to add six points to the score.

KEY SEASON AVERAGES

Points **5.7** Rebounds **1.1** Assists **0.3**

CAREER & SEASON HIGHS

Points

Season: 23 vs. Rice (12/18/24)

Career: 30 vs. Florida (11/29/23)

Field Goals

Season: 8 vs. Rice (12/18/24)

Career: 10 vs. Florida (11/29/23)

Field Goals Attempted

Season: 13 vs. Louisiana Monroe (12/11/24)

Career: 20 vs. Florida (11/29/23)

3- Point Field Goals

Season: 7 vs. Rice (12/18/24)

Career: 7 vs. Rice (12/18/24)

3- Point Field Goals Attempted

Season: 11 vs. Rice (12/18/24)

Career: 12 vs. Wake Forest (2/25/24)

Free Throws

Season: 3 vs. Clemson (1/19/25)

Career: 4, 2x, last vs. Louisville (2/22/24)

Free Throws Attempted

Season: 4 vs. Clemson (1/19/25)

Career: 5 vs. Florida (11/29/23)

Rebounds

Season: 5 vs. Rice (12/18/24)

Career: 7, 2x, last at Florida State (12/29/23)

Assists

Season: 2, 2x, last vs. Virginia Tech (1/9/25)

Career: 5 vs. Georgia State (12/10/23)

Steals

Season: 1 at Mercer (12/8/24)

Career: 2 vs. Boston College (1/21/24)

Blocks

Season: 1, 2x, last vs. Georgia State (11/8/24)

Career: 2 vs. Mercer (12/5/23)

Turnovers

Season: 3 vs. Virginia Tech (1/9/25)

Career: 5 at Clemson (2/15/24)

Minutes

Season: 22 vs. Rice (12/18/24)

Career: 37 vs. Florida (11/29/23)

Miscellaneous

	Career	24-25
Double-Doubles:	-	-
Double Figure Points:	22	3
Double Figure Rebounds:	-	-
Led Team In Points/Rebs:	4/3	1/0
20+ Points:	2	1

2024-25 GAME-BY-GAME

#23 AUGUSTINAITE, Rusne

Opponent	Date	GS	MIN	Total		3-Pointers		Free throws		Rebounds				PF	A	TO	BLK	STL	PTS	AVG
				FG-FGA	PCT	3FG-3FGA	PCT	FT-FTA	PCT	OFF	DEF	TOT	AVG							
Winthrop	11/04/2024		12:45	2-10	.200	0-7	.000	0-0	.000	0	0	0	0	0	0	0	0	0	4	4.0
Georgia St.	11/08/2024		10:44	3-5	.600	1-3	.333	0-0	.000	0	4	4	2.0	2	0	2	1	0	7	5.5
West Ga.	11/14/2024		11:24	1-6	.167	0-4	.000	0-0	.000	0	1	1	1.7	3	1	0	0	0	2	4.3
vs South Dakota St.	11/23/2024		05:55	0-3	.000	0-1	.000	0-0	.000	0	0	0	1.3	0	0	0	0	0	0	3.3
Florida A&M	12/01/2024		16:52	3-6	.500	3-6	.500	0-0	.000	0	0	0	1.0	1	0	2	0	0	9	4.4
Mississippi St.	12/04/2024		11:40	2-6	.333	2-5	.400	0-0	.000	0	2	2	1.2	0	0	0	0	0	6	4.7
at Mercer	12/08/2024		18:45	2-9	.222	1-6	.167	0-0	.000	0	2	2	1.3	0	0	0	0	1	5	4.7
ULM	12/11/2024		19:31	6-13	.462	5-10	.500	0-0	.000	0	2	2	1.4	0	1	2	0	0	17	6.3
at North Carolina	12/15/2024		02:41	0-0	.000	0-0	.000	0-0	.000	0	0	0	1.2	0	0	0	0	0	0	5.6
Rice	12/18/2024		22:31	8-12	.667	7-11	.636	0-0	.000	0	5	5	1.6	2	2	0	0	0	23	7.3
Nebraska	12/21/2024		12:45	0-2	.000	0-2	.000	0-0	.000	0	3	3	1.7	2	0	1	0	0	0	6.6
Pittsburgh	12/29/2024		11:10	3-8	.375	1-4	.250	0-0	.000	0	2	2	1.8	0	0	0	0	0	7	6.7
Virginia Tech	01/09/2025		14:60	4-6	.667	1-3	.333	0-0	.000	0	1	1	1.7	1	2	3	0	0	9	6.8
at Louisville	01/12/2025		05:44	0-1	.000	0-1	.000	0-0	.000	0	0	0	1.6	0	0	0	0	0	0	6.4
at Notre Dame	01/16/2025		09:55	3-8	.375	2-6	.333	0-0	.000	0	0	0	1.5	0	1	1	0	0	8	6.5
Clemson	01/19/2025		20:55	4-6	.667	0-0	.000	3-4	.750	0	0	0	1.4	3	0	2	0	0	11	6.8
at Virginia	01/23/2025		06:33	1-4	.250	1-1	1.000	0-0	.000	0	0	0	1.3	3	0	1	0	0	3	6.5
at Miami (FL)	02/02/2025		11:34	2-6	.333	2-6	.333	0-0	.000	0	0	0	1.2	0	0	0	0	0	6	6.5
SMU	02/06/2025		05:40	0-3	.000	0-3	.000	0-0	.000	0	2	2	1.3	0	0	0	0	0	0	6.2
at Boston College	02/09/2025		07:17	1-4	.250	1-4	.250	0-0	.000	0	0	0	1.2	1	0	0	0	0	3	6.0
at Clemson	02/13/2025		09:48	0-4	.000	0-3	.000	0-0	.000	0	0	0	1.1	0	0	0	0	0	0	5.7
Totals		0	249:08	45-122	.369	27-86	.314	3-4	.750	0	24	24	1.1	19	7	14	2	1	120	5.7

Player Averages

Games Played	Minutes/game	Points/game	FG Pct	3FG Pct	FT Pct	Rebounds/game	Assists/game	Turnovers/game	Assist/Turnover ratio	Steals/game	Blocks/game
21	11.9	5.7	36.9	31.4	75.0	1.1	0.3	0.7	0.5	0.0	0.1

AUGUSTINAITE CAREER STATISTICS

AUGUSTINAITE, Rusne

SEASON	TEAM	GP-GS	MIN/AVG	Field Goals		3-Point		F-Throws		Rebounds				Scoring						
				FG-FGA	FG%	3FG-3FGA	3FG%	FT-FTA	FT%	OFF	DEF	TOT	AVG	PF-FO	A	TO	BLK	STL	PTS	AVG
2023-24	GaTech	33-17	902/27.3	128-343	.373	71-201	.353	30-40	.750	10	97	107	3.2	49-0	43	49	5	9	357	10.8
2024-25	GaTech	21-0	249/11.9	45-122	.369	27-86	.314	3-4	.750	0	24	24	1.1	19-0	7	14	2	1	120	5.7
TOTAL		54-17	1152/21.3	173-465	.372	98-287	.341	33-44	.750	10	121	131	2.4	68-0	50	63	7	10	477	8.8



KARA DUNN

#25

Junior • 5'11" • Guard • Dallas, Ga. • Mount Paran Christian School • Major: Business Administration

THE DUNN FILE

THIS SEASON:

- Owns three double-doubles on the season
- Registered a season-high 33 points against Virginia Tech for third 30-plus point outing in her career
- Has scored in double figures in 22 outings
- Tallied eight 20-plus points performances
- Has led team in rebounding nine times
- Owns four double-figure rebounding performances

LAST FIVE GAMES:

Paced Tech with 15 points in win over SMU, while dishing out season- and team-high four assists and matched team-high eight rebounds...Dropped a team-high 23 points in win at Boston College, going perfect 6-for-6 at the free throw line and hitting a trio of three-pointers...Led team with 18 points at Clemson, matching season-high four three-pointers...Hit four three-pointers to match season-high and finish with 22 points against Wake Forest, while matching career-high five steals.

KEY SEASON AVERAGES

Points **16.2** Rebounds **6.1** Steals **1.2**

CAREER & SEASON HIGHS

Points

Season: 33 vs. Virginia Tech (1/9/25)
 Career: 39 vs. Georgia State (12/10/23)

Field Goals

Season: 11 vs. Virginia Tech (1/9/25)
 Career: 14 vs. Georgia State (12/10/23)

Field Goals Attempted

Season: 19 vs. Virginia Tech (1/9/25)
 Career: 19, 2x, last vs. Virginia Tech (1/9/25)

3- Point Field Goals

Season: 4, 4x, last vs. Wake Forest (2/16/25)
 Career: 7 at NC State (2/18/24)

3- Point Field Goals Attempted

Season: 9 at Clemson (2/13/25)
 Career: 9, 2x, last at Clemson (2/13/25)

Free Throws

Season: 10 vs. Syracuse (1/2/25)
 Career: 10 vs. Syracuse (1/2/25)

Free Throws Attempted

Season: 12 vs. Syracuse (1/2/25)
 Career: 12 vs. Syracuse (1/2/25)

Rebounds

Season: 14 vs. Nebraska (12/21/24)
 Career: 14 vs. Nebraska (12/21/24)

Assists

Season: 4 vs. SMU (2/6/25)
 Career: 5 vs. USC Upstate (12/20/23)

Steals

Season: 5 vs. Wake Forest (2/16/25)
 Career: 5, 2x, last vs. Wake Forest (2/16/25)

Blocks

Season: 2 vs. SMU (2/6/25)
 Career: 2, 3x, last vs. Duke (3/7/24)

Turnovers

Season: 4 at Boston College (2/9/25)
 Career: 5, 2x, last vs. Louisville (2/22/24)

Minutes

Season: 46 vs. Virginia Tech (1/9/25)
 Career: 46 vs. Virginia Tech (1/9/25)

Miscellaneous

	Career	24-25
Double-Doubles:	3	3
Double Figure Points:	53	22
Double Figure Rebounds:	4	4
Led Team In Points/Rebs:	29/11	14/9
20+ Points:	18	8

2024-25 GAME-BY-GAME

#25 DUNN, Kara

Opponent	Date	GS	MIN	Total		3-Pointers		Free throws		Rebounds				PF	A	TO	BLK	STL	PTS	AVG	
				FG-FGA	PCT	3FG-3FGA	PCT	FT-FTA	PCT	OFF	DEF	TOT	AVG								
Winthrop	11/04/2024	*	15:12	0-4	.000	0-2	.000	2-2	1.000	2	6	8	8.0	3	1	3	0	1	2	2.0	
Georgia St.	11/08/2024	*	33:37	4-11	.364	2-5	.400	1-2	.500	5	8	13	10.5	1	1	2	0	0	11	6.5	
West Ga.	11/14/2024	*	24:26	5-8	.625	0-3	.000	2-2	1.000	0	4	4	8.3	2	0	1	0	4	12	8.3	
Georgia	11/17/2024	*	37:31	10-15	.667	4-7	.571	1-1	1.000	6	3	9	8.5	2	2	1	0	1	25	12.5	
vs South Dakota St.	11/23/2024	*	24:38	2-7	.286	0-4	.000	3-5	.600	1	0	1	7.0	3	0	2	0	0	7	11.4	
vs Oregon	11/25/2024	*	29:38	3-10	.300	0-4	.000	2-4	.500	5	7	12	7.8	3	0	2	0	1	8	10.8	
Florida A&M	12/01/2024	*	21:58	8-9	.889	3-3	1.000	0-0	.000	3	4	7	7.7	2	2	0	0	2	19	12.0	
Mississippi St.	12/04/2024	*	34:42	8-14	.571	4-6	.667	3-3	1.000	2	2	4	7.3	1	2	0	0	0	23	13.4	
at Mercer	12/08/2024	*	22:00	6-13	.462	2-5	.400	0-0	.000	2	2	4	6.9	1	0	1	0	1	14	13.4	
ULM	12/11/2024	*	18:21	6-8	.750	0-2	.000	0-0	.000	0	1	1	6.3	0	2	1	0	1	12	13.3	
at North Carolina	12/15/2024	*	38:52	4-7	.571	3-4	.750	2-4	.500	1	0	1	5.8	2	3	1	0	0	13	13.3	
Rice	12/18/2024	*	24:11	6-9	.667	2-5	.400	3-4	.750	1	1	2	5.5	2	0	2	0	1	17	13.6	
Nebraska	12/21/2024	*	37:28	5-13	.385	0-4	.000	6-7	.857	6	8	14	6.2	3	0	0	0	4	16	13.8	
Pittsburgh	12/29/2024	*	26:55	10-14	.714	1-4	.250	7-8	.875	4	3	7	6.2	2	3	0	0	1	28	14.8	
Syracuse	01/02/2025	*	35:48	2-9	.222	0-2	.000	10-12	.833	3	5	8	6.3	2	1	0	0	2	14	14.7	
Virginia Tech	01/09/2025	*	46:56	11-19	.579	3-8	.375	8-10	.800	3	7	10	6.6	3	2	2	0	1	33	15.9	
at Louisville	01/12/2025	*	31:37	8-10	.800	1-1	1.000	1-2	.500	3	1	4	6.4	4	0	2	0	1	18	16.0	
at Notre Dame	01/16/2025	*	38:20	8-17	.471	3-7	.429	2-3	.667	2	3	5	6.3	2	1	1	0	2	21	16.3	
Clemson	01/19/2025	*	34:40	7-11	.636	1-3	.333	5-6	.833	3	4	7	6.4	0	3	2	0	0	20	16.5	
at Virginia	01/23/2025	*	35:18	2-8	.250	0-3	.000	0-0	.000	3	3	6	6.4	2	1	3	0	0	4	15.9	
Duke	01/26/2025	*	35:32	3-7	.429	0-1	.000	4-6	.667	1	4	5	6.3	3	1	0	1	1	10	15.6	
at Miami (FL)	02/02/2025	*	24:42	7-13	.538	2-6	.333	0-0	.000	2	3	5	6.2	4	2	1	1	0	16	15.6	
SMU	02/06/2025	*	37:23	4-10	.400	1-4	.250	6-8	.750	4	4	8	6.3	3	4	1	2	0	15	15.6	
at Boston College	02/09/2025	*	33:52	7-12	.583	3-6	.500	6-6	1.000	3	2	5	6.3	3	2	4	0	1	23	15.9	
at Clemson	02/13/2025	*	35:21	6-14	.429	4-9	.444	2-2	1.000	2	3	5	6.2	3	0	2	0	2	18	16.0	
Wake Forest	02/16/2025	*	37:30	8-14	.571	4-7	.571	2-3	.667	1	2	3	6.1	0	1	1	0	5	22	16.2	
Totals			26	816:28	150-286	.524	43-115	.374	78-100	.780	68	90	158	6.1	56	34	35	4	32	421	16.2

Player Averages

Games Played	Minutes/game	Points/game	FG Pct	3FG Pct	FT Pct	Rebounds/game	Assists/game	Turnovers/game	Assist/Turnover ratio	Steals/game	Blocks/game
26	31.4	16.2	52.4	37.4	78.0	6.1	1.3	1.3	1.0	1.2	0.2

DUNN CAREER STATISTICS

DUNN, Kara

SEASON	TEAM	GP-GS	MIN/AVG	Field Goals		3-Point		F-Throws		Rebounds				Scoring						
				FG-FGA	FG%	3FG-3FGA	3FG%	FT-FTA	FT%	OFF	DEF	TOT	AVG	PF-FO	A	TO	BLK/STL	PTS	AVG	
2022-23	GaTech	28-14	606/21.7	82-191	.429	14-56	.250	36-49	.735	53	40	93	3.3	53-0	39	40	8	22	214	7.6
2023-24	GaTech	30-26	948/31.6	165-370	.446	39-131	.298	97-124	.782	59	80	139	4.6	70-0	42	64	13	26	466	15.5
2024-25	GaTech	26-26	816/31.4	150-286	.524	43-115	.374	78-100	.780	68	90	158	6.1	56-0	34	35	4	32	421	16.2
TOTAL		84-66	2371/28.2	397-847	.469	96-302	.318	211-273	.773	180	210	390	4.6	179-0	115	139	25	80	1101	13.1



GABBIE GROOMS

#27

Freshman • 5'9" • Guard • Sharpsburg, Ga. • Trinity Christian School • Major: Literature, Media and Communications

THE GROOMS FILE

THIS SEASON:

- Made first collegiate appearance against Winthrop, coming off the bench
- Hit a pair of three-pointers in win against Florida A&M to tally season-best six points
- Pulled down season-high three rebounds against ULM

LAST FIVE GAMES:

Helped Georgia Tech set a new single-game program record in three-pointers made in a game, hitting two against Florida A&M...Added five points in win at Mercer, hitting pair of field goals...Chipped in five points against Louisiana Monroe, hitting a three-pointer and two free throws...Came off the bench to pull down pair of rebounds and dish out an assist in win over Rice...Hit a layup against Pitt for Tech's 100th point of the game.

KEY SEASON AVERAGES

Points	Rebounds	Assists
2.3	0.9	0.3

CAREER & SEASON HIGHS

Points

Season: 6 vs. FAMU (12/1/24)
 Career: 6 vs. FAMU (12/1/24)

Field Goals

Season: 2, 3x, last at Mercer (12/8/24)
 Career: 2, 3x, last at Mercer (12/8/24)

Field Goals Attempted

Season: 5, 2x, last vs. ULM (12/11/24)
 Career: 5, 2x, last vs. ULM (12/11/24)

3- Point Field Goals

Season: 2 vs. FAMU (12/1/24)
 Career: 2 vs. FAMU (12/1/24)

3- Point Field Goals Attempted

Season: 4 vs. Louisiana Monroe (12/11/24)
 Career: 4 vs. Louisiana Monroe (12/11/24)

Free Throws

Season: 2 vs. Louisiana Monroe (12/11/24)
 Career: 2 vs. Louisiana Monroe (12/11/24)

Free Throws Attempted

Season: 2, 2x, last vs. ULM (12/11/24)
 Career: 2, 2x, last vs. ULM (12/11/24)

Rebounds

Season: 3 vs. ULM (12/11/24)
 Career: 3 vs. ULM (12/11/24)

Assists

Season: 1, 3x, last vs. Rice (12/18/24)
 Career: 1, 3x, last vs. Rice (12/18/24)

Steals

Season: 1 vs. Pitt (12/29/24)
 Career: 1 vs. Pitt (12/29/24)

Blocks

Season:
 Career:

Turnovers

Season: 3, 2x, last vs. Rice (12/18/24)
 Career: 3, 2x, last vs. Rice (12/18/24)

Minutes

Season: 14 vs. Louisiana Monroe (12/11/24)
 Career: 14 vs. Louisiana Monroe (12/11/24)

Miscellaneous

	Career	24-25
Double-Doubles:	-	-
Double Figure Points:	-	-
Double Figure Rebounds:	-	-
Led Team In Points/Rebs:	-	-
20+ Points:	-	-

2024-25 GAME-BY-GAME

#27 GROOMS, Gabbie

Opponent	Date	GS	MIN	Total		3-Pointers		Free throws		Rebounds				PF	A	TO	BLK	STL	PTS	AVG
				FG-FGA	PCT	3FG-3FGA	PCT	FT-FTA	PCT	OFF	DEF	TOT	AVG							
Winthrop	11/04/2024		09:29	2-2	1.000	1-1	1.000	0-0	.000	0	2	2	2.0	1	1	0	0	0	5	5.0
Georgia St.	11/08/2024		03:05	0-1	.000	0-1	.000	0-0	.000	0	0	0	1.0	1	0	0	0	0	2.5	
West Ga.	11/14/2024		07:37	0-4	.000	0-1	.000	0-0	.000	0	0	0	0.7	0	0	0	0	1.7		
vs South Dakota St.	11/23/2024		00:45	0-0	.000	0-0	.000	0-0	.000	0	0	0	0.5	0	0	0	0	1.3		
Florida A&M	12/01/2024		11:18	2-5	.400	2-3	.667	0-0	.000	1	0	1	0.6	1	0	1	0	6	2.2	
at Mercer	12/08/2024		10:00	2-2	1.000	0-0	.000	1-2	.500	1	0	1	0.7	2	0	0	0	5	2.7	
ULM	12/11/2024		14:16	1-5	.200	1-4	.250	2-2	1.000	1	2	3	1.0	0	1	3	0	5	3.0	
Rice	12/18/2024		07:06	0-3	.000	0-1	.000	0-0	.000	1	1	2	1.1	0	1	3	0	2	2.6	
Pittsburgh	12/29/2024		04:33	1-1	1.000	0-0	.000	0-0	.000	0	0	0	1.0	0	0	0	1	2	2.6	
Clemson	01/19/2025		00:59	0-0	.000	0-0	.000	0-0	.000	0	0	0	0.9	0	0	0	0	2.3		
Totals			0 69:08	8-23	.348	4-11	.364	3-4	.750	4	5	9	0.9	5	3	7	0	1	23	2.3

Player Averages

Games Played	Minutes/ game	Points/ game	FG Pct	3FG Pct	FT Pct	Rebounds/ game	Assists/ game	Turnovers/ game	Assist/Turnover ratio	Steals/ game	Blocks/ game
10	6.9	2.3	34.8	36.4	75.0	0.9	0.3	0.7	0.4	0.1	0.0

GROOMS CAREER STATISTICS

GROOMS, Gabbie

SEASON	TEAM	GP-GS	MIN/AVG	Field Goals		3-Point		F-Throws		Rebounds				Scoring						
				FG-FGA	FG%	3FG-3FGA	3FG%	FT-FTA	FT%	OFF	DEF	TOT	AVG	PF	FO	A	TO	BLK	STL	PTS
2024-25	GaTech	10-0	69/6.9	8-23	.348	4-11	.364	3-4	.750	4	5	9	0.9	5-0	3	7	0	1	23	2.3
TOTAL		10-0	69/6.9	8-23	.348	4-11	.364	3-4	.750	4	5	9	0.9	5-0	3	7	0	1	23	2.3



D'ASIA THOMAS-HARRIS

#32

Sophomore • 6'2" • Guard/Forward • Katy, Texas • Houston Christian • Major: Business Administration

THE THOMAS-HARRIS FILE

THIS SEASON:

- Made first appearance of the season against Florida A&M after sitting out the first six games due to injury

LAST FIVE GAMES:

Came off the bench for her first appearance of the season against Florida A&M and tallied six points and four rebounds...Returned to action at Clemson after missing majority of the season due to injury.

KEY SEASON AVERAGES

Points **2.0** Rebounds **1.3** Steals **0.7**

CAREER & SEASON HIGHS

Points

Season: 6 vs. FAMU (12/1/24)
 Career: 15, 2x, last vs. Georgia State (12/10/23)

Field Goals

Season: 3 vs. FAMU (12/1/24)
 Career: 6 vs. Georgia State (12/10/23)

Field Goals Attempted

Season: 4 vs. FAMU (12/1/24)
 Career: 9 vs. Georgia State (12/10/23)

3- Point Field Goals

Season:

Career:

3- Point Field Goals Attempted

Season:

Career: 1 vs. Furman (11/11/23)

Free Throws

Season:

Career: 8 at Rice (11/16/23)

Free Throws Attempted

Season:

Career: 8, 2x, last vs. Kennesaw State (11/19/23)

Rebounds

Season: 4 vs. FAMU (12/1/24)

Career: 13 at Rice (11/16/23)

Assists

Season: 2 vs. FAMU (12/1/24)

Career: 3 vs. Furman (11/11/23)

Steals

Season: 2 vs. FAMU (12/1/24)

Career: 2, 2x, last vs. FAMU (12/1/24)

Blocks

Season: 1 vs. FAMU (12/1/24)

Career: 2 vs. Kennesaw State (11/19/23)

Turnovers

Season: 1, 2x, last vs. Wake Forest (2/16/25)

Career: 3, 2x, last vs. USC Upstate (12/20/23)

Minutes

Season: 16 vs. FAMU (12/1/24)

Career: 22 at Rice (11/16/23)

Miscellaneous

Double-Doubles:	1	-
Double Figure Points:	3	-
Double Figure Rebounds:	1	-
Led Team In Points/Rebs:	0/1	-
20+ Points:	-	-

2024-25 GAME-BY-GAME

#32 THOMAS-HARRIS, D'Asia

Opponent	Date	GS	MIN	Total		3-Pointers		Free throws		Rebounds				PF	A	TO	BLK	STL	PTS	AVG
				FG-FGA	PCT	3FG-3FGA	PCT	FT-FTA	PCT	OFF	DEF	TOT	AVG							
Florida A&M	12/01/2024		16:55	3-4	.750	0-0	.000	0-0	.000	1	3	4	4.0	3	2	0	1	2	6	6.0
at Clemson	02/13/2025		02:17	0-0	.000	0-0	.000	0-0	.000	0	0	0	2.0	0	0	1	0	0	3.0	
Wake Forest	02/16/2025		02:20	0-0	.000	0-0	.000	0-0	.000	0	0	0	1.3	1	0	1	0	0	2.0	
Totals		0	21:32	3-4	.750	0-0	.000	0-0	.000	1	3	4	1.3	4	2	2	1	2	6	2.0

Player Averages

Games Played	Minutes/game	Points/game	FG Pct	3FG Pct	FT Pct	Rebounds/game	Assists/game	Turnovers/game	Assist/Turnover ratio	Steals/game	Blocks/game
3	7.2	2.0	75.0	0.0	0.0	1.3	0.7	0.7	1.0	0.7	0.3

THOMAS-HARRIS CAREER STATISTICS

THOMAS-HARRIS, D'asia

SEASON	TEAM	GP-GS	MIN/AVG	Field Goals		3-Point		F-Throws		Rebounds				Scoring						
				FG-FGA	FG%	3FG-3FGA	3FG%	FT-FTA	FT%	OFF	DEF	TOT	AVG	PF-FO	A	TO	BLK	STL	PTS	AVG
2023-24	GaTech	28-0	218/7.8	28-56	.500	0-1	.000	22-35	.629	16	51	67	2.4	24-0	8	19	6	8	78	2.8
2024-25	GaTech	3-0	22/7.2	3-4	.750	0-0	.000	0-0	.000	1	3	4	1.3	4-0	2	2	1	2	6	2.0
TOTAL		31-0	239/7.7	31-60	.517	0-1	.000	22-35	.629	17	54	71	2.3	28-0	10	21	7	10	84	2.7



TIANNA THOMPSON

#35

Freshman • 5'10" • Guard • Mableton, Ga. • The Galloway School • Major: Business Administration

THE THOMPSON FILE

THIS SEASON:

- Came off the bench for first collegiate outing against Winthrop
- Hit first three-pointer against West Georgia
- Recorded personal-best three steals against Louisiana Monroe
- Scored season-high 13 points against Clemson

LAST FIVE GAMES:

Chipped in six points against Louisiana Monroe and recorded personal-best three steals...Scored season-high eight points in win over Rice, hitting a three-pointer amongst three field goals...Hit a layup at No. 3 Notre Dame, coming off the bench...Hit season-high five field goals to finish with first double-figure game of 13 points in win against Clemson...Provided a spark against SMU, coming off the bench and scoring nine points, three rebounds, one assist and a steal in the win.

KEY SEASON AVERAGES

Points	Rebounds	Steals
3.3	0.9	0.5

CAREER & SEASON HIGHS

Points

Season: 13 vs. Clemson (1/19/25)
 Career: 13 vs. Clemson (1/19/25)

Field Goals

Season: 5 vs. Clemson (1/19/25)
 Career: 5 vs. Clemson (1/19/25)

Field Goals Attempted

Season: 7 vs. Clemson (1/19/25)
 Career: 7 vs. Clemson (1/19/25)

3- Point Field Goals

Season: 2 vs. Clemson (1/19/25)
 Career: 2 vs. Clemson (1/19/25)

3- Point Field Goals Attempted

Season: 4 vs. Clemson (1/19/25)
 Career: 4 vs. Clemson (1/19/25)

Free Throws

Season: 2, 4x, last vs. SMU (2/6/25)
 Career: 2, 4x, last vs. SMU (2/6/25)

Free Throws Attempted

Season: 4, 2x, last vs. SMU (2/6/25)
 Career: 4, 2x, last vs. SMU (2/6/25)

Rebounds

Season: 3, 2x, last vs. SMU (2/6/25)
 Career: 3, 2x, last vs. SMU (2/6/25)

Assists

Season: 2 vs. Winthrop (11/4/24)
 Career: 2 vs. Winthrop (11/4/24)

Steals

Season: 3 vs. ULM (12/11/24)
 Career: 3 vs. ULM (12/11/24)

Blocks

Season:
 Career:

Turnovers

Season: 2 vs. Wake Forest (2/16/25)
 Career: 2 vs. Wake Forest (2/16/25)

Minutes

Season: 18 vs. FAMU (12/1/24)
 Career: 18 vs. FAMU (12/1/24)

Miscellaneous

	Career	24-25
Double-Doubles:	-	-
Double Figure Points:	1	1
Double Figure Rebounds:	-	-
Led Team In Points/Rebs:	-	-
20+ Points:	-	-

2024-25 GAME-BY-GAME

#35 THOMPSON, Tianna

Opponent	Date	GS	MIN	Total		3-Pointers		Free throws		Rebounds				PF	A	TO	BLK	STL	PTS	AVG
				FG-FGA	PCT	3FG-3FGA	PCT	FT-FTA	PCT	OFF	DEF	TOT	AVG							
Winthrop	11/04/2024		13:11	1-4	.250	0-2	.000	2-2	1.000	1	0	1	1.0	1	2	1	0	0	4	4.0
Georgia St.	11/08/2024		08:01	0-4	.000	0-1	.000	0-0	.000	0	0	0	0.5	3	1	1	0	0	2.0	
West Ga.	11/14/2024		11:09	1-4	.250	1-3	.333	0-0	.000	0	1	1	0.7	2	1	0	0	3	2.3	
vs South Dakota St.	11/23/2024		00:45	0-0	.000	0-0	.000	0-0	.000	0	0	0	0.5	0	0	0	0	0	1.8	
Florida A&M	12/01/2024		18:29	2-3	.667	0-0	.000	2-4	.500	1	2	3	1.0	1	1	1	0	1	6.2	
at Mercer	12/08/2024		14:39	0-1	.000	0-0	.000	0-0	.000	0	1	1	1.0	5	0	1	0	2	0.2	
ULM	12/11/2024		15:36	2-3	.667	0-1	.000	2-2	1.000	0	2	2	1.1	0	0	0	0	3	6.2	
Rice	12/18/2024		12:10	3-3	1.000	1-1	1.000	1-2	.500	0	0	0	1.0	1	0	0	0	1	8.3	
Pittsburgh	12/29/2024		06:19	0-1	.000	0-0	.000	1-2	.500	1	0	1	1.0	0	0	0	0	1	3.1	
at Louisville	01/12/2025		00:15	0-0	.000	0-0	.000	0-0	.000	0	0	0	0.9	1	0	0	0	0	2.8	
at Notre Dame	01/16/2025		03:57	1-1	1.000	0-0	.000	0-0	.000	0	0	0	0.8	0	0	1	0	2	2.7	
Clemson	01/19/2025		12:54	5-7	.714	2-4	.500	1-2	.500	0	2	2	0.9	0	0	1	0	0	13.3	
Duke	01/26/2025		01:43	0-0	.000	0-0	.000	0-0	.000	0	0	0	0.8	1	0	0	0	0	3.3	
SMU	02/06/2025		12:08	3-6	.500	1-3	.333	2-4	.500	0	3	3	1.0	0	1	1	0	1	9.3	
at Boston College	02/09/2025		03:59	0-0	.000	0-0	.000	0-0	.000	0	0	0	0.9	0	0	1	0	0	3.5	
Wake Forest	02/16/2025		00:58	0-0	.000	0-0	.000	0-0	.000	0	0	0	0.9	1	0	2	0	0	3.3	
Totals		0	136:13	18-37	.486	5-15	.333	11-18	.611	3	11	14	0.9	16	6	10	0	8	52	3.3

Player Averages

Games Played	Minutes/game	Points/game	FG Pct	3FG Pct	FT Pct	Rebounds/game	Assists/game	Turnovers/game	Assist/Turnover ratio	Steals/game	Blocks/game
16	8.5	3.3	48.6	33.3	61.1	0.9	0.4	0.6	0.6	0.5	0.0

THOMPSON CAREER STATISTICS

THOMPSON, Tianna

SEASON	TEAM	GP-GS	Field Goals		3-Point		F-Throws		Rebounds				Scoring							
			MIN	AVG	FG-FGA	FG%	3FG-3FGA	3FG%	FT-FTA	FT%	OFF	DEF	TOT	AVG	PF	FO	A	TO	BLK	STL
2024-25	GaTech	16-0	136/8.5	18-37	.486	5-15	.333	11-18	.611	3	11	14	0.9	16-1	6	10	0	8	52	3.3
TOTAL		16-0	136/8.5	18-37	.486	5-15	.333	11-18	.611	3	11	14	0.9	16-1	6	10	0	8	52	3.3

TV/RADIO ROSTER



#1 Zoe Smith
G/F • 6-1 • Grad.
Brunswick, Ga.
(Georgia/Glynn Academy)



#4 Chit-Chat Wright
G • 5-4 • Fr.
Atlanta, Ga.
(Wesleyan School)



#3 Dani Carnegie
G • 5-9 • Fr.
Mount Vernon, N.Y.
(Grayson (Ga.))



#5 Tonie Morgan
G • 5-9 • Jr.
Tallahassee, Fla.
(Florida State University
Schools)




#13 Kayla Blackshear
F • 6-1 • Sr.
Orlando, Fla.
(Alabama/Lake Highland
Prep)



#20 Ariadna Termis
(are-e-AH-na)
C • 6-6 • So.
Zaragoza, Spain
(IES Joaquim Blume)



#22 Inés Noguero
(e-nez no-RAY-doh)
G • 5-11 • Jr.
Gijón, Spain
(Joaquim Blume)



#23 Rusne Augustinaite
(e-LEE-uh)
G • 6-0 • So.
Siauliai, Lithuania
(Montverde Aca. (Fla.))



#25 Kara Dunn
G • 5-11 • So.
Dallas, Ga.
(Mount Paran Christian
School)



#27 Gabbie Grooms
G • 5-9 • Fr.
Sharpsburg, Ga.
(Trinity Christian School)



#32 D'Asia Thomas-Harris
FG/ • 6-2 • So.
Katy, Texas
(Houston Christian)



#35 Tianna Thompson
G • 5-10 • Fr.
Mableton, Ga.
(The Galloway School)




Nell Fortner
Head Coach
6th Season



Blanche Alverson
Associate Head Coach
6th Season




LaSondra Barrett
Assistant Coach
3rd Season



Michael Scruggs
Assistant Coach
2nd Season



Caleb Currier
Assistant Coach/Director of
Recruiting Operations
3rd Season



Greg Callan
Assistant Coach/Director of
Scouting and Video Operations
3rd Season