



# NC STATE WOMEN'S BASKETBALL

#GoPack



1,069 ALL-TIME WINS • 29 NCAA TOURNAMENTS • 6 ACC REGULAR-SEASON TITLES • 7 ACC TOURNAMENT TITLES

## SCHEDULE

OVERALL: 20-5  
ACC: 12-2 | NON-CON: 8-3  
HOME: 14-0 | AWAY: 5-3 | NEUTRAL: 1-2

Date	Opponent	Time (EST) / TV / Result
11/5	ETSU	W, 80-55
11/10	vs. No. 1/1 South Carolina \$	L, 71-57
11/14	KENT STATE	W, 79-51
11/17	at TCU	L, 76-73
11/21	COASTAL CAROLINA	W, 89-68
11/25	vs. Southern %	W, 77-47
11/27	vs. No. 7/7 LSU %	L, 82-65
12/5	No. 18/18 OLE MISS ^	W, 68-61
12/8	OLD DOMINION	W, 86-55
12/11	DAVIDSON	W, 59-57
12/15	at Louisville ~	W, 72-42
12/19	JAMES MADISON	W, 61-47
12/29	CLEMSON *	W, 83-79
1/5	BOSTON COLLEGE *	W, 91-52
1/9	at No. 24/25 Cal *	L, 78-71
1/12	at Stanford *	W, 81-67
1/16	PITT *	W, 83-67
1/19	VIRGINIA *	W, 73-68
1/23	at Syracuse *	W, 74-66
1/26	VIRGINIA TECH *	W, 85-57
1/30	at Wake Forest *	W, 90-83
2/3	No. 10/10 DUKE *	W, 89-83
2/9	at No. 22/22 Florida State *	W, 97-74
2/13	MIAMI *	W, 76-74
2/16	at No. 12/12 North Carolina *	L, 66-65
2/20	at Georgia Tech *	7 PM / ACCNX
2/23	NOTRE DAME *	NOON / ESPN
2/27	WAKE FOREST *	7 PM / ACCNX
3/2	at SMU *	NOON / ACCN
3/5-9	ACC Women's Basketball Tournament	
3/19-24	NCAA Tournament First and Second Rounds	
3/28-31	NCAA Tournament Regionals	
4/4	NCAA Final Four	
4/6	NCAA National Championship	

All times (ET) are subject to change  
\* : ACC contest  
\$ : Ally Tipoff (Charlotte, N.C.)  
% : Pink Flamingo Championship (Nassau, Bahamas)  
^ : SEC/ACC Challenge (Raleigh, N.C.)  
& : Play4Kay  
~ : Jimmy V Women's Classic (Louisville, Ky.)  
Rankings : AP/USA Today at time of competition

## MEDIA INFO


**ACCNX**  
Play-by-Play .....  
Analyst.....

**RADIO (WKNC 88.1 FM)**  
Play-by-Play ..... Andrew Sanders  
Analyst..... Ernie Myers

**NC STATE ATHLETICS COMMUNICATIONS**  
Kylie Magar - Director of Communications  
Cell Phone - 425-647-9584  
Email - kamagar@ncsu.edu

### NC STATE WOLFPACK

20-5 (12-2 ACC)



Head Coach: **Wes Moore**  
Record at NC State (yrs): 293-93 (12)  
Career Record (yrs): 851-262 (36)  
Rankings: 13/12

### GAME 26

Date..... Thursday, Feb. 20, 2025  
Time (EST)..... 7 PM  
City..... Atlanta, Ga.  
Arena..... McCamish Pavilion (8,600)  
Radio..... WKNC 88.1 FM  
TV..... ACCNX  
Series..... NC State leads 52-25  
Last Meeting..... W (OT), 86-85 (2/18/24)

### GEORGIA TECH YELLOW JACKETS

21-5 (9-5 ACC)








Head Coach: **Nell Fortner**  
Record at GT (yrs): 109-69 (6)  
Career Record (yrs): 271-186 (15)  
Rankings: 20/20

## PACK FACTS

- ### A WIN ON SUNDAY WOULD
- Be the 1,070th win in program history (1,069-502)
  - Be head coach **Wes Moore's** 852nd career win (851-262)
  - Be **Moore's** 294th win at NC State (293-93)
  - Be the 17th win in the last 19 games for the Pack
  - Be the sixth road win for the Pack
  - Be the Pack's fourth ranked win of the season
  - Be Coach **Moore's** 49th ranked win at NC State
  - Be a Quad 1 NET win (GT is No. 26)
  - Be the first win at GT since 2020 (W, 84-75 on 12/31/20)
  - Be the second straight win over the Yellow Jackets and eighth of the last 10
  - Improve NC State's record against GT to 53-25
  - Give the Pack a 13-2 ACC record
  - Be Coach **Moore's** second straight 13+-win ACC season and fourth at his time at the helm
- ### NOTING THE WOLFPACK
- The Wolfpack dropped a heartbreaker at UNC, 66-65, after having led by six twice late in the game. The loss was the Pack's first since Jan. 9 after falling at Cal
  - Three of the Pack's four losses have come to AP Top 10 teams: South Carolina (6), LSU (7) and TCU (10)
  - NC State has won 17 of the last 19 games with a total of three ranked wins
  - NC State is 14-0 at home and on an 19-game home win-

- ning streak (stretching back from last season), and has won five games on the road this year
- NC State's 19-game home winning streak is the longest active streak in the ACC and eighth longest home streak in the country (fourth among power 4 schools)
- The Pack is second in the ACC standings with a 12-2 conference mark
- The NCAA WBB Committee tabbed NC State a No. 2 seed, eighth overall, as it stands right now (Birmingham Region)
- NC State has an average opponent NET opponent ranking at No. 71, which is the third best in the country (trailing just South Carolina- 62 and Iowa- 70), as well as the 17th toughest strength of schedule in the country
- NC State is one of 18 schools in the country to have picked up at least four Quad 1 NET wins. The Pack is one of nine schools to have at least 14 top 100 wins
- NC State entered back into the AP Top 10 for the first time since the preseason poll (NC State was ranked No. 9). That marks the 217th week in school history the Pack has been in the AP Top 10. Now the Pack is ranked No. 13
- **Madison Hayes** surpassed 1,000 career points vs. Miami, finishing that game with a team-high 19. The Pack now has three players who have surpassed 1,000 career points this season (**Hayes, Aziaha James** and

## LAST GAME'S PACK STARTERS (BASED ON GAME VS. UNC)

	<b>Aziaha James</b> Sr. • G • 5-10	PPG RPG APG MPG 17.8 5.0 2.7 30.5	<ul style="list-style-type: none"> <li>• Named Jersey Mike's Naismith Trophy POW, ACC POW and two-time USBWA POW</li> <li>• Coming off 16 points, seven rebounds and four assists in 29 minutes at No. 12/12 UNC</li> <li>• Logged career-high 36 points off 15-of-19 from the field w/ six rebounds in 36 minutes vs. No. 10/10 Duke</li> <li>• ACC Preseason Team recipient and on John R. Wooden Award Midseason Top 20 Late Midseason Watch List</li> <li>• Has 24 double-digit scoring games and 11 20+ point games this season; No. 6 in ACC in scoring</li> <li>• Has played in 95 straight games and jumped to 20th on the all-time scoring list (1,405)</li> <li>• All-ACC First Team selection in 2024-25, almost tripling her scoring average from 6.8 to 16.8 points per game</li> <li>• Averaged 23.4 points and 3.2 assists per game on 47.5 percent shooting from the field in the Pack's Final Four run</li> </ul>
	<b>Tilda Trygger</b> Fr. • F • 6-6	PPG RPG FG% MPG 6.3 4.5 .521 19.5	<ul style="list-style-type: none"> <li>• Coming off eight points, six rebounds and one steal in 29 minutes at No. 12 UNC</li> <li>• Registered second double-double w/ 16 points and career-high 14 rebounds w/ three blocks at No. 22 FSU</li> <li>• Logged a near double-double with nine points and 13 rebounds (program record 9 in 4Q) vs. Virginia</li> <li>• Had a career game w/ first career double-double with 19 points and 10 rebounds at No. 24/25 Cal</li> <li>• Has recorded six double-digit scoring games, four 10+ rebound games and two double-doubles</li> <li>• At the 2024 FIBA U20 European Championship w/ Sweden, led the field in RPG (10.4), total rebounds (73) and double-doubles (4)</li> <li>• Logged a double-double w/ 19 points (5 3-pointers) and 16 rebounds vs. Portugal at the U20 Euro Championship</li> <li>• Participated in the all-female Basketball Without Borders camp for top international prospects</li> </ul>
	<b>Madison Hayes</b> Gr. • G • 6-0	PPG RPG FG% MPG 10.7 7.0 .444 31.5	<ul style="list-style-type: none"> <li>• Tabbed to Cheryl Miller Small Forward of the Year Preseason Watch List, leads team in rebounds per game</li> <li>• One of 14 collegiate women's basketball players initially recognized nationally with the Kay Yow Servant Leader Award</li> <li>• Coming off fourth double-double with 13 points and 11 rebounds at No. 12/12 UNC</li> <li>• Logged third straight double-double with 18 points, nine rebounds, two steals and two blocks at Syracuse</li> <li>• Registered back-to-back double-doubles w/ 19 points, 11 rebounds, two steals and two blocks vs. Virginia, logging go-ahead bucket and grabbing the game-sealing steal</li> <li>• Has played in 95 straight games and has drawn 63 consecutive starts (most on the team)</li> <li>• Second on team in rebound average (6.8 RPG) and one of the top rebounding guards in the league in 2023-24</li> </ul>
	<b>Saniya Rivers</b> Sr. • G • 6-1	PPG RPG SPG MPG 12.0 6.0 1.6 33.1	<ul style="list-style-type: none"> <li>• All-ACC Preseason Team selection and is on the Cheryl Miller Top 10 Midseason Watch List, Naismith POY Watch List and Wooden Award Preseason Watch List; surpassed 1,000 career points vs. Virginia Tech off two made free throws</li> <li>• Coming off fifth double-double w/ 14 points, 12 rebounds, four assists, four blocks and two steals at No. 12/12 UNC</li> <li>• Has five double-doubles and leads the team in steals per game and blocks per game (1.3)</li> <li>• Logged a season-high 25 points with 11 boards vs. Davidson</li> <li>• Has captured at least one steal in 55 games since the beginning of last season and has started in 51 straight games</li> <li>• Named to AP All-America Honorable Mention Team, All-ACC First Team and All-ACC Defensive Team in 2023-24</li> <li>• Registered double-digit scoring games in 23 with 14 contests with 5+ assists and led team in assists avg. (3.7 APG) and steals (7.5)</li> </ul>
	<b>Zoe Brooks</b> So. • G • 5-10	PPG RPG APG MPG 13.3 4.4 4.0 30.7	<ul style="list-style-type: none"> <li>• Coming off 10 points, six rebounds and two steals at No. 12/12 UNC</li> <li>• In ACC play, averages 14.2 points, 4.9 rebounds and 4.8 assists per game</li> <li>• Leads the Pack in assists and is second on the team in scoring</li> <li>• In two years, has accumulated 600+ points, 210+ rebounds, 200+ assists and 80+ steals</li> <li>• Logged career-high 21 points at No. 22/22 Florida State and ETSU</li> <li>• Tabbed to ACC All-Freshman Team and was on several lists as one of the top freshmen in the country last year</li> <li>• Became the second player in program history, first since 2001, to register a triple-double (14p, 12r &amp; 10a) vs. Liberty</li> <li>• Averaged 9.0 PPG, 3.8 RPG and 3.4 APG with 18 double-digit scoring games as a freshman off the bench</li> </ul>

NC STATE VS. GT

NC STATE (NATL RANK)	POINTS PER GAME	GT (NATL RANK)
77.0 (34)	78.2 (28)	
65.0 (198)	61.7 (118)	
.452 (47)	.447 (58)	
.388 (82)	.401 (163)	
.329 (110)	.321 (141)	
.305 (158)	.277 (43)	
.654 (313)	.749 (69)	
41.52 (18)	39.77 (50)	
+4.4 (71)	+5.4 (55)	
13.6 (152)	18.1 (17)	
+2.44 (91)	+4.08 (51)	
1.14 (44)	1.49 (7)	

- Saniya Rivers)**
- The Pack has four players who average double digits in scoring
  - James** leads NC State with 17.8 points per game, which is No. 6 in the ACC, and 50 made 3-pointers. The senior was one of 20 named to the Wooden Late Midseason Watch List, is one of 30 on the Jersey Mike's Naismith Trophy Midseason Player of the Year Team and one of 50 on the USBWA Midseason Player of the Year Watch List
  - Hayes** paces the Pack with 7.0 rebounds per game and has a team's most 53 offensive rebounds
  - Saniya Rivers** leads the Pack in steals per game (1.6) and blocks per game (1.3). She is on the USBWA Midseason Player of the Year Watch List and Cheryl Miller Midseason Top 10 Watch List
  - Zoe Brooks** has a team-leading 4.0 assists per game
  - Mallory Collier** has a team's best .592 field goal percentage (42-71)
  - Head coach **Wes Moore** achieved 850 career wins at Florida State (2/13). He has coached over 1,100 games in his 36-year coaching career
  - The Pack leads the ACC and is third in the country in least fouls per game (12.2). NC State is second in the ACC in turnovers per game (11.9) and defensive rebounds per game (29.2), which are 11th and 15th in the country, respectively. The Pack is also third in the ACC in rebounds per game (41.52), which is 18th in the NCAA
  - This game marks the 78th all-time meeting between NC State and GT. NC State has a 52-25 edge
  - NC State was picked to finish second in the ACC in the ACC Preseason Poll. **Saniya Rivers** and **Aziaha James** earned spots on the Preseason All-ACC Team and **Zamareya Jones** was named on the Preseason ACC Newcomer Watch List

LAST TIME OUT

- The Pack dropped a close battle to No. 12/12 North Carolina, 66-65 on Sunday
- NC State won the rebounding battle, 55-35, as well as the battle in points off turnovers (9-8), points in the paint (38-26) and second chance points (18-2)
- Aziaha James** paced the Pack with 16 points, all in the second half, with seven rebounds and four assists
- Madison Hayes** logged her fourth double-double of the season behind 13 points and 11 boards
- Saniya Rivers** registered her fifth double-double of the season behind 14 points, a game-high 12 rebounds, four assists, two steals and a career-high four blocks
- Zoe Brooks** delivered 10 points and six boards with two steals
- Tilda Trygger** finished with eight points and six boards

SERIES HISTORY (NC STATE LEADS 52-25)

- The Pack and Yellow Jackets will meet for the 78th time of the all-time series
- The first meeting was in 1980 and resulted in a 97-38 win at home for the Pack
- NC State is 22-14 in games played on the road vs. GT
- The Pack has won eight of the last 10 in the series
- NC State is looking for its first win over GT in Atlanta since Dec. 31, 2020, when the Pack won 84-75

SCOUTING GEORGIA TECH

- Georgia Tech was projected to finish 10th in the ACC Preseason Poll. The Yellow Jackets finished 17-16

- with a 7-11 ACC mark last season, as well as made the NCAA WBIT before falling at Mississippi State in the first round, 84-47
- This season, GT is 21-5, 9-5 in the ACC, after starting out the season undefeated with a 15-0 start
- The Yellow Jackets are led by **Kara Dunn**, who averages 16.2 points per game and has a team's most 32 steals
- Zoeshia Smith** paces GT with a 6.6 rebound average and 15 total blocks
- Tonie Morgan** has a team's most 150 assists
- The Yellow Jackets have six players who average better than 6.0 points per game

WINNING CULTURE

- NC State has 1,069 program wins and a .680 (1,069-502) winning percentage. The program total wins ranks No. 19 in NCAA DI and the winning percentage is No. 22
- Over the past five years, NC State ranks No. 7 in winning percentage (.801 - 125-31), which only trails Stanford (.818 - 135-30) in the ACC

MILESTONE TRACKER

- Aziaha James:**
- No. 20 in career points (1,406) - Needs 87 more to be No. 19 (1,493)
  - No. 12 in career 3-pointers (158) - needs 1 more to move to No. 11 in career 3-pointers (159) in school history, 4 more to move to No. 10 (162) and 5 more to move to No. 9 (163)
  - 120 games played - accomplished 100 games played vs. Coastal Carolina (11/21)

Saniya Rivers:

- 1,065 career points - achieved 1,000 career points (including year at SC) vs. Virginia Tech // 1,004 NC State career points achieved 1K at NC State at UNC - 38th member of 1K club at NC State
- 567 career rebounds - surpassed 500 career rebounds vs. Boston College // 524 NC State career rebounds
- No. 15 in career steals (173) - needs 2 more to be No. 14 for career steals in program history (175)
- No. 13 in career blocks (95) - needs 2 more to tie for 12th for career blocks in program history (93)
- 117 career games (including at SC) - accomplished 100 games vs. LSU (11/27)

Madison Hayes:

- 1,030 career points - surpassed 1,000 career points (including her year at Mississippi State) vs. Miami (2/13) // 940 NC State career points - needs 60 more for 1,000 career points at NC State
- 633 career rebounds at NC State - accomplished 500 vs. Ole Miss (12/5)
- No. 16 in career 3-pointers made (130) - 14 more for No. 14 in school history (142)
- 121 career NC State games played - accomplished 100 games played vs. TCU (11/17)

Zamareya Jones:

- No. 14 for freshman 3-pointers (24) - needs 2 more for No. 13 (25)

NET RANKINGS

- NC State debuted at No. 30 in the NET and has been at high as 17, its ranking on Feb. 13. The Pack goes into Thursday's game at No. 19
- NC State's average NET opponent ranking is 3, with its average opponent NET ranking being No. 71

LAST MEETING

RALEIGH – Sixth ranked NC State women's basketball (23-3, 11-3 ACC) battled out an overtime victory over visiting Georgia Tech (15-12, 6-9 ACC) on Sunday afternoon, beating the Yellow Jackets by one, 86-85.

Despite trailing for a good chunk of the game, NC State overcame a Georgia Tech first-half lead of as great as eight points to put out the eventual win. It marked the biggest deficit that the Wolfpack has overcome in an ACC victory this year and extended the team's current winning streak to three games.

NC State is 10-5 in overtime games in the Moore era, and the Pack has now won its last three overtime contests all against ACC opponents (Feb. 16, 2023 vs. UNC and Jan. 4, 2024 vs. Florida State).

The Pack did a great job of attacking the basket in the extra period, with all 19 of its over time points coming in the form of layups. The Yellow Jackets scored the final five of overtime, most notably drawing within one off Kara Dunn's seventh three of the day late in the shot clock. But NC State made a defensive stop in the final play of the game to close out the victory.

Aziaha James (30 points) led the way for the Pack in scoring with her second 30+ point game of the year, scoring 22 of those in the first half alone. River Baldwin (16 points), Madison Hayes (15 points) and Saniya Rivers (10 points) joined her, and Mimi Collins finished just outside of double figures with nine points. Baldwin and Hayes combined for 15 of the Pack's points in the fourth quarter and overtime.

The Wolfpack dominated the offensive glass with a 13-5 advantage, leading to an 11-point differential on second-chance baskets. Collins and Hayes each led the way with four offensive rebounds, and Hayes finished with 11 total rebounds to notch her team-leading fifth double-double of the season.

Georgia Tech got off to a hot start, starting 7-of-7 from the field to begin the game and ultimately shooting 50+ percent in each of the first three periods of the contest. The Yellow Jackets hit that game-high lead of eight (41-33) with two minutes remaining in the first half, but the Pack went on a 9-0 run over the last 1:16 of the second quarter to regain the lead. The run was capped off by a three-point buzzer beater from James to send NC State to the locker room up 42-41.

In the third quarter, NC State started where it left off with a half-opening three pointer from Hayes that started a quick 5-0 run (47-41). The Pack's six-point lead marked the largest it held in regulation, but Georgia Tech answered back by scoring 10 unanswered to get back in front in the final minutes of the third quarter.

The teams got into a back and forth battle with six ties and three lead changes in the final 10 minutes of regulation alone. Rivers had an offensive rebound putback with 4.2 seconds left, was fouled on the play and made the free throw to put the Pack up a bucket (76-73), but Dunn sank a desperation three pointer before the buzzer to send the game to overtime.

The Pack scored the first four points of overtime to give itself some cushion and never trailed in the extra five minutes.

Official Basketball Box Score - Final  
Georgia Tech at NC State  
2024-25 Women's Basketball  
2024-25 Season - Game 26

Game 26 - 82  
Report 1/24/25 (8:00 PM)

NC State	Min	FG	3P	FT	Rebounds	Assists	Blocks	Steals	Turnovers	Points
1 Mimi Collins	31:42	11-17	2-2	2-2	0	3	2	1	0	28
2 Tilda Trygger	31:42	9-14	2-2	1-1	5	6	2	0	1	24
11 Aziaha James	31:42	9-11	0-1	0-0	0	0	0	0	0	18
21 Sydney Johnson	31:42	5-10	0-0	0-0	0	0	0	0	0	10
25 Kara Dunn	31:42	11-14	2-2	0-0	6	4	3	2	4	24
29 River Baldwin	31:42	3-6	0-0	0-0	1	1	0	0	0	6
11 Alexa Wilson-Anzures	12:11	0-0	0-0	0-0	1	2	0	0	0	0
23 Madeline Carr	08:30	0-0	0-0	0-0	0	0	0	0	0	0
Team		51-74	11-13	11-11	20	26	10	3	13	111
Totals		51-74	11-13	11-11	20	26	10	3	13	111

Shooting By Period  
1st 2nd 3rd 4th OT  
FT% 66.7% 66.7% 66.7% 66.7% 66.7%  
3P% 15.4% 15.4% 15.4% 15.4% 15.4%  
FG% 66.7% 66.7% 66.7% 66.7% 66.7%

Rebounds By Period  
1st 2nd 3rd 4th OT  
Offensive 10 10 10 10 10  
Defensive 10 10 10 10 10  
Total 20 20 20 20 20

Assists By Period  
1st 2nd 3rd 4th OT  
6 6 6 6 6

Blocks By Period  
1st 2nd 3rd 4th OT  
2 2 2 2 2

Steals By Period  
1st 2nd 3rd 4th OT  
1 1 1 1 1

Turnovers By Period  
1st 2nd 3rd 4th OT  
13 13 13 13 13

Points By Period  
1st 2nd 3rd 4th OT  
28 24 18 10 10

Technical Fouls: 0-0

Game 26 - 82  
Report 1/24/25 (8:00 PM)

Georgia Tech	Min	FG	3P	FT	Rebounds	Assists	Blocks	Steals	Turnovers	Points
1 River Baldwin	31:42	7-10	2-2	2-2	1	5	2	4	2	18
10 Aziaha James	31:42	10-20	2-4	5-5	7	3	3	3	3	24
21 Madeline Carr	31:42	11-14	2-2	1-1	1	1	0	0	0	24
20 Saniya Rivers	31:42	5-11	0-0	4-4	2	5	0	0	0	14
26 Zoe Brooks	31:42	2-6	0-0	0-0	4	4	0	0	0	4
24 Last Seed	09:11	0-1	0-0	0-0	0	0	0	0	0	0
11 Madeline Carr	08:30	0-0	0-0	0-0	0	0	0	0	0	0
Team		45-74	8-13	12-12	20	21	5	7	5	60
Totals		45-74	8-13	12-12	20	21	5	7	5	60

Shooting By Period  
1st 2nd 3rd 4th OT  
FT% 66.7% 66.7% 66.7% 66.7% 66.7%  
3P% 61.5% 61.5% 61.5% 61.5% 61.5%  
FG% 60.8% 60.8% 60.8% 60.8% 60.8%

Rebounds By Period  
1st 2nd 3rd 4th OT  
Offensive 10 10 10 10 10  
Defensive 10 10 10 10 10  
Total 20 20 20 20 20

Assists By Period  
1st 2nd 3rd 4th OT  
6 6 6 6 6

Blocks By Period  
1st 2nd 3rd 4th OT  
2 2 2 2 2

Steals By Period  
1st 2nd 3rd 4th OT  
4 4 4 4 4

Turnovers By Period  
1st 2nd 3rd 4th OT  
5 5 5 5 5

Points By Period  
1st 2nd 3rd 4th OT  
18 10 10 10 10

Technical Fouls: 0-0

SERIES HISTORY  
NC STATE LEADS 64-55

Last 38 Games

Date	Home	Score	Result	Series	
1/27/07	A	L, 65-86	1/31/16	H	W, 78-49
2/16/07	W	W, 72-65	2/21/16	A	W, 80-66
3/4/07	N	L, 54-60	1/29/17	A	L, 70-83
1/13/08	H	L, 70-79	2/23/17	H	W, 80-60
2/25/08	A	L, 79-85	1/18/18	A	W, 66-53
1/11/09	A	L, 66-75	2/11/18	H	W, 73-54
2/23/09	H	L, 57-74(OT)	3/1/18	N	W, 77-64
1/25/10	H	L, 69-81	2/3/19	H	L, 51-64
2/21/10	A	W, 74-63	2/24/19	A	W, 74-79
1/14/11	A	L, 76-83	1/9/20	A	L, 60-66
2/21/11	H	W, 88-72	1/26/20	H	W, 76-68
1/22/12	H	L, 50-60	2/7/21	A	L, 69-75
2/19/12	A	L, 59-68	2/21/21	H	W, 82-63
1/10/13	H	L, 66-70	1/6/22	H	W, 72-45
2/24/13	A	L, 58-68	1/30/22	A	W, 66-58
1/9/14	A	L, 70-79	1/15/22	A	L, 47-56
2/16/14	H	L, 82-89	2/16/23	H	W, 77-66(OT)
1/4/15	A	L, 56-72	2/1/24	H	W, 63-59
1/22/15	H	L, 63-67	2/22/24	A	L, 70-80

**WOLFPACK WES**

TOP NC STATE PERFORMANCES IN MOORE ERA (2013-14 TO PRES.)

**MOST POINTS SCORED:**  
108 vs. NC Central, 11/29/20 W, 108-70

**MOST FIELD GOALS MADE:**  
42 vs. Syracuse, 2/22/22 W, 95-53

**MOST 3-POINT FIELD GOALS MADE:**  
16 vs. Pitt, 2/25/21 W, 83-53  
vs. Mount St. Mary's, 12/13/14 W, 85-60

**MOST FREE THROWS MADE:**  
34 vs. Louisville, 1/17/16 L, 90-92

**MOST FREE THROWS ATTEMPTED:**  
43 vs. Louisville, 1/17/16 L, 90-92

**MOST TOTAL REBOUNDS:**  
64 vs. Mount St. Mary's, 11/13/22 W, 86-38

**MOST OFFENSIVE REBOUNDS:**  
29 vs. South Alabama, 11/17/17 W, 71-50

**MOST ASSISTS:**  
28 vs. Coastal Carolina, 12/6/20 W, 98-46

**MOST STEALS:**  
17 vs. Tennessee State, 11/14/14 W, 84-55

**MOST BLOCKED SHOTS:**  
12 vs. Virginia, 1/8/23 W, 87-62

**FEWEST TURNOVERS:**  
4 3x; last vs. Tennessee, 3/25/24 W, 79-72

**MOST TURNOVERS FORCED:**  
27 vs. North Florida, 12/4/16 W, 78-52

**FEWEST POINTS ALLOWED:**  
34 3x; last vs. Washington State W, 62-34

**LARGEST MARGIN OF VICTORY:**  
55 vs. Elon, 11/15/23 W, 90-35

**HIGHEST FG PERCENTAGE:**  
.683 vs. NC Central, 11/29/20 W, 108-70

**HIGHEST 3-POINT PERCENTAGE (10+ ATT.):**  
.667 vs. Louisville, 1/17/16 L, 90-92

**LOWEST OPPONENT FG PERCENTAGE:**  
.190 at South Alabama, 12/19/16 W, 74-31

• The Pack's NET strength of schedule debuted at No. 6, which was the highest of all Power Four teams. It's now at No. 17 before the heavy load of NC State's February schedule takes place  
• NC State has four Quad 1 wins, six top 50 wins and is 14-5 against NET top 100 teams

**SENIOR YEAR NIYA**

• **Saniya Rivers** has started in 72 of 91 games played in a Wolfpack uniform, including starting 51 straight games. She has 51 career double-digit scoring games and eight double-doubles  
• Coming off fifth double-double of the season with 14 points and 12 rebounds with four assists, a career-high four blocks and two steals at No. 12/12 North Carolina  
• Surpassed 1,000 points (including year at South Carolina) vs. Virginia Tech, a game where she had 17 points. She also became the 38th member of the 1K club at NC State at No. 12/12 North Carolina  
• She played all 40 minutes in both games in California, having four of those this season and 15 in her career  
• Tallied back-to-back double-doubles with 14 points and 13 rebounds with a 39 +/- at Louisville, which came after she went in takeover mode vs. Davidson to finish with 25 points and 11 rebounds  
• She leads the Pack in steals per game (1.6) and blocks per game (1.3)  
• Has led team in points in 15 games, rebounds in 25 games and assists in 51 contests in her Pack career  
• **Rivers** has tallied a steal in 29 of the last 32 games, dating back to last season. There are only 11 games in her Wolfpack career (out of 91 games) she hasn't gotten a steal  
• Has 10 3+ steal games in her career, recording five this season, most recently vs. Virginia Tech with three (1/26)  
• Named to Pink Flamingo Championship All-Tournament Team, logging five points, seven rebounds and three assists vs. Southern and following up with a team-high 21 points vs. No. 7/7 LSU  
• 2024-25 Watch Lists/Recognition: Wooden Award Preseason Top 50 Watch List, Naismith Player of the Year Preseason Watch List, Ann Meyers-Drysdale Shooting Guard of the Year Preseason Watch List, All-ACC Preseason Team, Ann Meyers Drysdale USBWA Midseason Player of the Year Top 50 Watch List, Cheryl Miller Small Forward Top 10 Midseason Watch List and Women's College All-Star Game Player Watch List  
• **Rivers** was named to the All-ACC First Team and an AP All-America Honorable Mention choice, having averaged 12.5 points (second most on team), 6.1 rebounds, 3.7 assists (team's best) and 2.1 steals per game (team's most)  
• Her most memorable performance of her Wolfpack career came with her 33 points in the second game of the season vs. No. 2 UConn in 2023-24

**ZAPPY ZAZA**

• **Aziah James** is the leading scorer, recording 17.8 points per game and 50 total 3-pointers  
• No. 6 in scoring in the ACC  
• Coming off team-high 16 points with seven rebounds and four assists at No. 12/12 North Carolina, logging all of her points in the second half  
• Named the Jersey Mike's Naismith Trophy National Player of the Week, USBWA Ann Meyers Drysdale National Player of the Week, ACC Player of the Week and March Madness Player of the Week/Starting 5 after averaging 29.0 points, 5.5 rebounds and 2.0 steals per game across two ranked contests vs. No. 10/10 Duke and No. 22/22 Florida State  
• Logged a career-high 36 points on an efficient 15-of-19 shooting from the field vs. No. 10/10 Duke. Tallied 27 second half points, going 11-of-13 in those last 20 minutes, while also registering six boards  
• Has 11 20+ point games this season, 24 in her career. She has the fifth most 20-point games in this season in the ACC and is one of 11 in the conference to have a 30-point game this year  
• Also named a USBWA Player of the Week (1/21) after averaging 21.0 points, 3.0 rebounds and 3.0 assists per game across games vs. Pitt and Virginia  
• No. 20 on all-time scoring list (1,406 career points) and 12th in most 3-pointers (158) in her career  
• 2024-25 Watch Lists/Recognition: Wooden Award Preseason Top 50 Watch List, Naismith Player of the Year Preseason Watch List, ACC Preseason

Team, Wooden Award Top 25 Midseason Watch List, USBWA Ann Meyers Drysdale Midseason Player of the Year Top 50 Watch List and Women's College All-Star Game Player Watch List

• She increased her scoring average between her sophomore and junior year by 10.0 points per game, coming off a season, in which she led the team in scoring with 16.6 points and 4.6 rebounds per game with 110 total assists  
• The scoring increase from 2022-23 to 2023-24 was the highest scoring average increase by any ACC player from the season (6.6 as soph &, 16.6 as junior)  
• All-ACC First Team selection and Portland Regional 4 Most Outstanding Player last season  
• The Virginia Beach native has scored in double digits in 57 of her 68 career starts. She has 66 total double-digit scoring games in her career  
• **James** has played in all 95 of the last NC State games (tied with **Madison Hayes** is for best streak on the team) with 119 total appearances

**MADISON THE VET**

• **Madison Hayes** is in her fifth season of collegiate basketball, fourth at NC State, after transferring in from Mississippi State. She is playing mostly at the 4 this season  
• Coming off her fourth double-double of the season, 10th of her career, with 13 points and 11 rebounds at No. 12/12 North Carolina  
• Surpassed 1,000 career points (including her year at Mississippi State) vs. Miami off a basket to end the first quarter. She had 16 of her team-leading 19 points in the second half  
• Logged three straight double-doubles - 13 points & 10 rebounds vs. Pitt, 19 points & 11 rebounds vs. Virginia and 18 points & 10 rebounds at Syracuse. In that Virginia game, she had the game-sealing steal  
• Has three 19-point games this season and led the Pack in scoring with 19 points and nine rebounds vs. Clemson. Against the Tigers, **Hayes** has averaged 18.5 points per game (19 in 2024, 24 on 1/25/24, 20 on 12/18/23 and 11 on 12/30/21)  
• Has registered at least five boards in 21 contests this year and has earned 16 double-digit rebounding games in her career, including five this season. Logging 7.9 boards per game in ACC contests  
• Helped the Pack get on a great start vs. Coastal Carolina, scoring 11 of her 18 points in the first quarter, also ending the night with four boards and two steals  
• Has played in 95 straight Wolfpack games (with **Aziah James**) and has started in 63 straight games for the Pack, which is a team's best. She has started in 88 of her 121 appearances at NC State  
• One of 14 in the country initially recognized with the Kay Yow Servant Leader award. She is wearing a special patch this season  
• **Hayes** was one of only four players nationally and the only Power Five player to average 10+ points, 7+ rebounds and 40+ percent 3-point shooting (min. 1.5 made 3-pointers per game) in 2023-24

**ZO DAWG**

• **Zoe Brooks** leads the team in assists per game (4.0). She is also second on the team in scoring (13.3)  
• Coming off 10 points, six rebounds and two steals at No. 12/12 North Carolina  
• Logged the go-ahead basket vs. Miami  
• Registered her second career 20-point game, matching a career-high 21 points on 8-of-16 shooting with seven rebounds and seven assists at No. 22/22 Florida State  
• Has been putting up consistent numbers with 4+ assists in 11 of the last 14 games. In ACC play, she has averaged 14.2 points, 4.9 rebounds, 4.8 assists and 1.4 steals per game  
• Tallied 20 double digit scoring games, 13 4+ assist contests and four 3+ steals games this season  
• Had a big game with a game-high 19 points, eight rebounds and seven assists at Syracuse and put up a team-high 18 points at Wake Forest  
• Registered a near double-double of 14 points and nine assists at Cal  
• Earned her first double-double of the season with 11 points and 11 rebounds with five assists and four steals vs. Boston College  
• In career, has 600+ points, 200+ rebounds, 200+ assists, 80+ steals and 30+ blocks (1.5 year-span)

**NC STATE'S LAST 11 POSTSEASONS**

YEAR	OVERALL	ACC TOURNEY	POSTSEASON
2023-24	31-7 (13-5)	2-1 (Runner Up)	NCAA Final Four
2022-23	20-12 (9-9)	1-1 (QF)	NCAA 1st Round
2021-22	29-3 (17-1)	3-0 (Champ)	NCAA Elite 8
2020-21	20-2 (12-2)	3-0 (Champ)	NCAA Sweet 16
2019-20	28-4 (14-4)	3-0 (Champ)	Canceled
2018-19	28-6 (12-4)	1-1 (SF)	NCAA Sweet 16
2017-18	26-9 (11-5)	2-1 (SF)	NCAA Sweet 16
2016-17	23-9 (12-4)	0-1 (QF)	NCAA 2nd Round
2015-16	20-11 (10-6)	1-1 (QF)	Declined WNIT
2014-15	18-15 (7-9)	0-1 (R1)	WNIT 3rd Round
2013-14	25-8 (11-5)	1-1 (SF)	NCAA 1st Round

**GAME 26: GEORGIA TECH**

- Averaged 9.0 points, 3.8 rebounds, 3.4 assists and 1.4 steals per game along with tallying 18 double-digit scoring games, eight games with 5+ assists and one triple-double as an All-ACC Freshman Team choice
- **Brooks** was the second player in the program to post a triple-double. Her 14 points, team-leading 12 rebounds and team-best 10 assists marked the first triple-double for Pack since Feb. 21, 2001. She was the sixth NC State player across both the men's and women's programs to accomplish the feat

**ALAKA-ZAM!!!!**

- Freshman **Zamareya Jones** has been a key sixth-man, averaging 7.6 points and 1.8 assists per game off the bench
- Coming off one point and an assist in 13 minutes at No. 12/12 North Carolina
- Logged 17 points, 6-of-8 from the field and 2-of-3 from 3-point, with four assists, one block and steal at Wake Forest
- Missed five games before making her return vs. Pitt
- Leads the bench in minutes at 17.6 per game
- Earned a career-high 18 points at Louisville, tallying 16 of those in the first half with a perfect 6-of-6 performance from the field. Finished 7-of-8 from the field and 3-of-3 from beyond the arc
- Had 14 points, including 4-of-4 from 3-point in the second quarter, vs. No. 18/18 Ole Miss. Her four 3-pointers in the second quarter tied a program record for most triples in a quarter
- Tallied 24 3-pointers, 14th most as a freshman in NC State history and has 152 points in 20 games

**20-PIECE CHICKEN MCNUGGET**

- Freshman **Devyn Quigley** scored a career-high 20 points off the bench against Coastal Carolina, marking the first time since 2019 (**Elissa Cunane** vs. Louisville with 20 - one of her seven 20+ point games as a freshman) a Pack freshman has scored 20+ points in a game
- That 20-piece also marked the second consecutive game a Pack player has scored 20 points off the bench (**Aziaha James** logged 27 at TCU on 11/17)
- **Quigley** is 10-of-24 for a .417 shooting percentage from beyond the arc this season

**TILDA TOUGHNESS**

- **Tilda Trygger** has started in the past 13 games as the five-player. In those 13 starts, she has averaged 9.0 points and 5.7 rebounds per game
- Coming off eight points, six rebounds and one steal at No. 12/12 North Carolina
- Tallied second double-double with 16 points and a career-high 14 rebounds with a career best three blocks in 34 minutes at No. 22/22 Florida State. Head coach **Wes Moore** called that game her "coming out party"
- Registered a near double-double of nine points and a career-high 13 rebounds, including nine offensive, vs. Virginia. Her nine rebounds in the fourth quarter tied a program record with **Elissa Cunane**, who had nine in the third quarter vs. UNC on Jan. 26, 2020
- Earned her first double-double of a career-high 19 points and 10 rebounds in 34 minutes at Cal
- She has reached double digits in scoring in six of the 13 starts with four 10+ rebound games, and has led the team in rebounds in five different contests

**BENCH HELP**

- The Pack had 33 bench points, the third time this season NC State has logged 30+ points off the bench, at Wake Forest
- **Zamareya Jones** is one of the first off the bench, averaging 7.6 points per game in 17.6 minutes per game
- The NC State bench stepped up big at Stanford, as **Laci Steele** and **Mallory Collier** combined for 14 points when the Pack was in foul trouble
- **Maddie Cox** is a constant contributor off the bench, playing in 24 games to average 8.0 minutes per game
- The Pack averages 17.5 bench points per game

**FRESHIES**

- The class of 2024 was ranked as high as No. 10 by ESPN, marking a second straight top 10 signing class
- **Zamareya Jones** was ranked No. 17 and a five-star recruit at the time of her signing. She was tabbed a McDonald's All-American, marking the second straight year Coach **Wes Moore** has had a McDonald's All-American (**Zoe Brooks** the other)
- **Devyn Quigley** was ranked No. 47 recruit and four-star

recruit in her class by ESPN and McDonald's All-America game nominee. As a 5-11 wing, **Quigley** averaged 32.7 points, 10.4 rebounds, 2.6 assists and 3.9 steals per game as a senior

- **Lorena Awou** is a 6-5 center from East Moline, Illinois and was ranked No. 5 in the state of Illinois Prep Girls Hoops Rankings
- **Tilda Trygger** is a 6-6 wing from Stockholm, Sweden. She is coming off the 2024 FIBA U20 European Championship, leading the tournament field in rebounds per game (10.4) and double-doubles (4) across six games, having averaged a double-double (10.9 PPG and 10.4 RPG)

**DEFENSIVE PROWNESS**

- NC State is fourth in the ACC in field goal percentage defense (38.8)
- **Wes Moore** emphasizes defending without fouling. The Pack leads the conference and is third in the country in least fouls per game (12.2) and is second in the ACC in defensive rebounds per game (29.2), which is 15th in the country
- The Pack held opponents to under 50 points in back-to-back games (47 to James Madison and 42 to Louisville), as well as under 60 points in nine of the Pack's 25 games
- In the **Moore** era, the Wolfpack has held opponents to fewer than 60 points in 177 total games
- The Pack is 167-10 (.944) in those outings and 91-2 (.978) in such games since the start of 2018-19
- NC State has held ACC opponents to below 50 points in 30 games in the **Moore** era
- NC State has held opponents to under 30 percent shooting in four games, including a season-best 23.0 percent on Boston College
- The Pack held Louisville to 42 points, the least amount the Cardinals have scored in a game and at home since 2010 (38 vs. UConn). The 30-point win was also Louisville's worst margin of defeat while being a member of the ACC (10 years)
- NC State held Florida State to 74 points, well below its scoring average of 92.9

**POP OFF, OFFENSE**

- The Pack has averaged 80.7 points per game in ACC contests
- NC State scored a season-high 97 points at No. 22/22 Florida State and shot over 50 percent in four straight contests
- The Pack scored 89 points on Duke, the most the Blue Devils gave up in an ACC game this season, previously holding each ACC opponent to below its scoring average
- NC State's 89 points on Duke was the second most Duke has given up in a game this year
- NC State has scored 70+ points in 19 of 25 games and 80+ in 11

**SPREADING THE LOVE**

- The Pack is the only school in the ACC to have three players log 68+ assists
- Three players have tallied over 68 assists (**Zoe Brooks** - 96, **Saniya Rivers** - 76 and **Aziaha James** - 68)
- NC State has assisted on half of its field goals in 14 of 25 games
- The Pack had its best performance in that category vs. Pitt, assisting on 20 of its 27 field goals
- Three Wolfpack players, all return in 2024-25, surpassed the 100-assist threshold last season - **Brooks** (130), **Rivers** (129) and **James** (110) last season. NC State was the only Power Five program and one of five programs nationally to have three players all hit 100+ assists in a season

**BALANCED ATTACK**

- Five different players have led the Pack in scoring in its 25 games - **Aziaha James** (1x: last with 16 at North Carolina), **Zoe Brooks** (5x: last with 18 at Wake Forest), **Saniya Rivers** (4x: last with 17 at Stanford), **Zamareya Jones** (3x: last with 18 at Louisville) and **Madison Hayes** (2x: last with 19 vs. Miami)
- Six different players led NC State in scoring in at least one game last season, and four of them are returners (**Brooks**, **Madison Hayes**, **James**

**WOLFPACK STREAKS**

**GENERAL TEAM**

Overall .....	0
ACC Regular Season.....	0
NCAA Tournament .....	0
ACC Tournament.....	0
Unranked Teams .....	15
Ranked Teams .....	0
Home .....	19
Home ACC.....	10
Home Non-Conference.....	22
Home Ranked.....	3
Home Unranked .....	26
Home Unranked Non-Conference.....	66
Road.....	0
Road ACC .....	0
Road Non-Conference .....	0
Road Ranked .....	0
Road Unranked.....	4
Road Unranked Non-Conference .....	0
Neutral .....	0
Neutral Ranked.....	0
Neutral Unranked .....	5

**TEAM STATS**

Shooting 30+ percent .....	43
Shooting 40+ percent .....	0
Shooting 30+ percent from three.....	0
Scoring 60+ points.....	15
Scoring 70+ points.....	0
10+ assists.....	15
15 or fewer turnovers.....	12

**CONSECUTIVE GAMES WITH 3FG**

Madison Hayes .....	5
Aziaha James.....	4

**CONSECUTIVE 10+ POINT GAMES**

Aziaha James.....	4
Madison Hayes .....	3
Zoe Brooks .....	1
Saniya Rivers.....	1

**CONSECUTIVE FREE THROWS MADE**

Madison Hayes .....	4
Maddie Cox.....	2
Lorena Awou .....	1
Zamareya Jones .....	1
Laci Steele.....	1
Lizzy Williamson .....	1

**CONSECUTIVE STARTS FOR PACK**

Madison Hayes .....	63
Saniya Rivers .....	51
Zoe Brooks .....	22
Aziaha James.....	21
Tilda Trygger.....	13

**CONSECUTIVE GAMES PLAYED FOR PACK**

Madison Hayes .....	95
Aziaha James.....	95
Saniya Rivers .....	51
Zoe Brooks .....	23
Devyn Quigley.....	21
Tilda Trygger.....	17
Zamareya Jones .....	9
Lorena Awou .....	7
Mallory Collier .....	1
Maddie Cox.....	1
Laci Steele.....	1

**WHAT TO WATCH FOR**2024-25 WATCH LISTS & AWARDS  
(BY PLAYER)**MADISON HAYES**

- Cheryl Miller Small Forward of the Year Preseason Watch List (10/30/24)
- Kay Yow Servant Leader Award (11/4/24)

**AZIAHA JAMES**

- Preseason All-ACC Team (10/15/24)
- Jersey's Mike's Naismith Player of the Year Preseason Watch List (10/28/24)
- No. 20 on ESPN's ranking of top 25 women's basketball players
- Wooden Award Preseason Top 50 Watch List (11/7/25)
- Wooden Award Midseason Top 25 Watch List (1/7/25)
- USBWA National Player of the Week (1/21/25)
- USBWA Ann Meyers Drysdale Midseason Player of the Year Top 50 Watch List (2/3/25)
- Women's College All-Star Game Watch List (2/4/25)
- Jersey Mike's Naismith Trophy National Player of the Week (2/9/25)
- ACC Player of the Week (2/9/25)
- USBWA National Player of the Week (2/10/25)
- AP Player of the Week Runner-Up (2/11)
- March Madness Player of the Week (2/11/25)

**ZAMAREYA JONES**

- ACC Newcomer Watch List (10/15/24)

**SANIYA RIVERS**

- Preseason All-ACC Team (10/15/24)
- Jersey Mike's Naismith Player of the Year Preseason Watch List (10/28/24)
- Ann Meyers-Drysdale Shooting Guard of the Year Watch List (10/29/24)
- No. 24 on ESPN's ranking of top 25 women's basketball players
- Wooden Award Preseason Top 50 Watch List (11/7/25)
- USBWA Ann Meyers Drysdale Midseason Player of the Year Top 50 Watch List (2/3/25)
- Women's College All-Star Game Watch List (2/4/25)
- Cheryl Miller Award Midseason Top 10 List (2/5/25)

and Rivers)

**RANKED WINS UNDER MOORE**

- NC State has defeated a total of 48 nationally ranked opponents (48-49) in the **Wes Moore** era
- The Pack has defeated nine top six foes (10-16) under Moore's leadership: No. 2 Notre Dame in 2016-17, No. 1 South Carolina (2020-21), No. 1 Louisville (2020-21), No. 5 Louisville (2020-21), No. 2 Maryland (2021-22), No. 3 Louisville (2021-22), No. 2 UConn (2023-24), No. 3 Colorado (2023-24), No. 5 Stanford (2023-24) and No. 4 Texas (2023-24)
- In 2024-25, the Pack has beaten three ranked opponents (No. 10 Duke, No. 18 Ole Miss and No. 22 Florida State)
- The Pack beat two AP Top 3 teams (No. 2 UConn on Nov. 12, No. 3 Colorado on Nov. 25) last season in the span of 13 days. It marked the fourth time in team history NC State defeated two top three teams in the same season and was the second-shortest span of time between two Pack wins vs. top-three squads
- In 2021-22, NC State beat nine nationally-ranked opponents for the most such wins in a single season in program history. The 2023-24 team tied that mark

**SHARP SHOOTING**

- NC State has shot over 50 percent in six games this season and logged four straight 50+ percent shooting nights, with a season-high 61.0 percent (36-59) vs. Duke, which happened after shooting 53.3 percent (32-60) at Wake Forest and 56.3 percent (36-of-64) against Virginia Tech. The Pack is coming off shooting 50 percent (37-74) at Florida State
- The Pack shooting 61 percent vs. Duke marked the first time since 2023 NC State has shot 60+ percent in a game since March 2, 2023 against Syracuse
- In that VT game, the Pack shot 76.5 percent in the first quarter, going 13-of-17 from the field
- The Pack has shot 40 percent in 19 of 24 games
- NC State has won 35 straight games when shooting 50+ percent as a team. The last time NC State lost such a game was in the 2021 Sweet Sixteen against Indiana (March 27, 2021)
- In **Wes Moore's** 11-year tenure, NC State is 71-5 (.934) in games during which it has a field-goal percentage of .500 or better

**OFF THE BOARDS**

- The Pack has registered six 50+ rebound games this season
- NC State pulled down a season-high 56 boards vs. ODU and had 55 at No. 12/12 North Carolina
- The Pack has 17 games with 20+ offensive boards in the **Wes Moore** era, including two this season with 21 vs. ODU and ETSU
- NC State had 14 offensive boards vs. Virginia, including 11 in the fourth quarter of that game
- Seven different players have led the Pack in rebounding in its 25 games

**THREE BALL**

- The Wolfpack has hit 10+ threes in 69 games under **Wes Moore's** leadership
- The Pack has hit 10+ 3-pointers in three games this season, logging a season-high 13 3-pointers vs. Pitt. NC State went 13-of-25 from beyond the arc against the Panthers for a 52.0 percentage
- NC State logged back-to-back 10+ 3-pointer games (10 at Stanford and 13 vs. Pitt)
- NC State is 65-4 (.942) in those games and has not lost a game in which the Pack has hit at least 10 triples since Jan. 9, 2020 (UNC)

**CARDIAC PACK**

- The Pack has won four games by 1-5 points, going 4-2 in those games this season (losses at TCU, 76-73, and at UNC, 66-65)
- NC State is coming off a 76-74 win vs. Miami, while delivering two stops on defense in the last minute of the contest
- NC State is 4-1 in games decided by 6-9 points
- In the Duke game, the Blue Devils went on a 20-0 run, which would then result in the Pack being down by as many as 13, its largest deficit overcame this season
- The Pack trailed by 10 early in the second quarter at Wake Forest, but came back to lead by as many as 24 late in the third (won by 7)

**ACC PLAY**

- The Pack has started out league play 12-2, sitting in second place in the ACC
- In league games, the Pack is second in field goal percentage (.466), rebounds per game (41.1), defensive rebounds per game (29.4) and assist/turnover ratio (1.35), third in scoring offense (80.7), scoring margin (12.4) and rebounding margin (4.1)
- NC State has three players in the top 20 in field goal percentage - **Aziaha James** (.470 - 14th), **Zoe Brooks** (.446 - 17th) and **Saniya Rivers** (.446 - 17th)
- **Madison Hayes'** 7.6 rebounds per game in ACC games is 10th in the league
- The Pack has two players in the top 10 in assist/turnover ratio - **Zoe Brooks** - 2.4 (4th) and **Saniya Rivers** - 2.0 (10th)
- **Aziaha James** is averaging 18.3 points per game in league games, which is No. 5
- **Rivers** has 1.6 blocks per game, which is No. 4 in league games

**CUPID DIDN'T MAKE THE FEBRUARY SCHEDULE**

- The Pack has one of the toughest February schedules in the league with an average opponent NET ranking of 37.0 with the team's seven games in the month
- Out of those seven opponents, five are currently ranked in the top 25 with those five games also being Quad-1 win opportunities
- The only teams that have tougher schedules are Louisville (avg. Feb. opp. NET 27.6) and Miami (31.7)

## NC STATE'S FEBRUARY SCHEDULE:

Rankings are as of 2/17

- 2/3 - No. 11 Duke - No. 8 NET (W, 89-83)
- 2/9 - at No. 23 Florida State - No. 27 NET (W, 97-74)
- 2/13 - Miami - No. 75 NET (W, 76-74)
- 2/16 - No. 9 UNC - No. 14 NET (L, 66-65)
- 2/20 - at No. 20 GT - No. 26 NET
- 2/23 - No. 1 Notre Dame - No. 4 NET
- 2/27 - Wake Forest - No. 100 NET

**WOLFPACK WES**

- Head coach **Wes Moore** is No. 2 in all-time wins among active NCAA women's basketball coaches with 851 wins (just trailing **Geno Auriemma**) and fourth among men's and women's coaches
- Accomplished 850 wins vs. FSU (2/9/25)
- Coach **Moore** secured his 800th career win on March 2, 2023. With that victory, **Moore** became the fifth active, third-ever ACC and 15th NCAA Division I WBB coach of all time to reach the 800 wins mark. He accomplished the feat in 1,048 games across stints at NC State (242), Chattanooga (358), Francis Marion (69) and Maryville College (131)
- Moore's 851 career wins rank second among active NCAA Division I women's basketball head coaches, fourth among men's and women's coaches, and 14th all time. He is also ranked 14th nationally among active coaches with his .765 career winning percentage

**RANKINGS REVIEW**

- The Pack has been in 16 of the 17 total AP Top 25 polls, currently sitting at No. 13
- Made it back to the top 10 on 2/10 at No. 10, which was the Pack's best ranking this season since the preseason when NC State was ranked No. 9
- The Pack's No. 10 ranking marked the program's 217th week sitting in the AP Top 10 in school history
- The Pack came in at No. 9 in the AP Preseason Poll, marking the fourth time in the last five seasons the team has been picked inside the top 10 in the first AP Poll of the season
- Three of the Pack's four losses are to top 10 teams: No. 6 South Carolina, No. 7 LSU and No. 10 TCU
- The Pack has/will face seven opponents currently ranked in the AP top 25
- NC State has been in the WBCA Coaches Poll since the beginning of the season, ranked No. 12 currently
- Last season, the Pack was the first women's basketball team to begin a season unranked and reach the AP Top 5 before the end of that November

**STRENGTH IN THE PACK**

- The Pack sold out season tickets by May 2024 with 3,300 season tickets sold
- The Pack has sold out 12 of its 16 home games
- Since the renovation of Reynolds Coliseum was

**CHARGE TRACKER**

Charges & illegal screens

**AZIAHA JAMES**

- 1Q, 5:45 vs. ETSU (11/5) - charge
- 4Q, 6:55 vs. ETSU (11/5) - charge
- 4Q, 5:55 vs. SC (11/10) - illegal screen
- 3Q, 7:47 vs. Coastal (11/21) - illegal screen
- 2Q, 8:35 vs. LSU (11/27) - charge
- 4Q, 8:45 vs. LSU (11/27) - charge
- 4Q, 4:05 vs. Ole Miss (12/5) - charge
- 2Q, 0:06 vs. JMU (12/19) - illegal screen
- 3Q, 8:34 vs. JMU (12/19) - charge
- 3Q, 0:56 vs. JMU (12/19) - charge
- 2Q, 4:50 vs. Clemson (12/29) - illegal screen
- 1Q, 7:03 at Cal (1/9) - charge
- 2Q, 6:41 at Cal (1/9) - illegal screen
- 2Q, 8:31 at Stanford (1/12) - illegal screen
- 2Q, 2:19 vs. Pitt (1/16) - illegal screen
- 1Q, 9:43 vs. Virginia (1/19) - charge
- 2Q, 1:37 vs. Virginia (1/19) - charge
- 3Q, 3:36 vs. Virginia (1/19) - charge
- 4Q, 3:25 at Syracuse (1/23) - charge
- 1Q, 1:04 vs. Virginia Tech (1/26) - charge
- 2Q, 8:32 at Wake Forest (1/30) - charge
- 3Q, 3:36 at Wake Forest (1/30) - illegal screen
- 3Q, 2:06 at Wake Forest (1/30) - charge
- 1Q, 0:41 vs. Duke (2/3) - charge
- 4Q, 7:15 vs. Duke (2/3) - charge
- 3Q, 7:58 at FSU (2/9) - charge
- 3Q, 0:52 vs. Miami (2/13) - charge

**MADDIE COX**

- 4Q, 4:17 vs. Coastal (11/21) - box out
- 3Q, 2:08 vs. LSU (11/27) - charge
- 4Q, 7:46 vs. LSU (11/27) - charge
- 3Q, 7:40 vs. Davidson (12/11) - charge
- 2Q, 2:13 at Stanford (1/12) - illegal screen

**MADISON HAYES**

- 3Q, 4:14 vs. ETSU (11/5) - illegal screen
- 3Q, 6:28 vs. SC (11/10) - illegal screen
- 3Q, 5:14 vs. Southern (11/25) - illegal screen
- 1Q, 5:49 at Stanford (1/12) - illegal screen
- 3Q, 4:09 at Stanford (1/12) - illegal screen

**TILDA TRYGGER**

- 2Q, 1:05 at TCU (11/17) - illegal screen
- 3Q, 2:05 at Cal (1/9) - illegal screen
- 1Q, 6:59 vs. Pitt (1/16) - charge
- 2Q, 3:04 vs. Virginia (1/19) - charge
- 3Q, 2:35 at Wake Forest (1/30) - box out

**LORENA AWOU**

- 4Q, 7:32 vs. ODU (12/8) - illegal screen
- 1Q, 3:52 vs. Davidson (12/11) - illegal screen
- 3Q, 3:42 vs. Virginia Tech (1/26) - illegal screen

**SANIYA RIVERS**

- 3Q, 2:24 vs. JMU (12/19) - illegal screen
- 3Q, 2:33 at FSU (2/9) - charge
- 2Q, 8:35 vs. Miami (2/13) - illegal screen

**ZOE BROOKS**

- 2Q, 3:44 vs. ETSU (11/5) - illegal screen
- 2Q, 0:07 vs. Southern (11/25) - charge
- 2Q, 2:28 vs. ODU (12/8) - charge
- 2Q, 2:33 vs. Virginia (1/19) - illegal screen

**LACI STEELE**

- 2Q, 3:08 vs. Kent State (11/14) - illegal screen
- 2Q, 7:10 at Cal (1/9) - illegal screen

**MALLORY COLLIER**

- 3Q, 6:14 vs. LSU (11/27) - illegal screen

completed in August 2016, NC State has gone 132-15 (.898) in home games

- That record includes 67 out of 69 possible non-conference wins (both losses were to top 25 opponents) and 60 out of 73 possible league wins
- NC State is 571-145 (.797) in its 51-year history of home games
- This season, the Pack is ranked No. 4 in percent capacity (94.36) and No. 19 in attendance average (5,190)
- In 2023-24, NC State enjoyed a program best average percent capacity (96.09%) in its home games, which ranked third in the country (schools with an arena capacity of 5,000 or more) behind UConn (109.97%) and Iowa (99.50%)

**1K SCORERS**

- NC State is tied for the fourth most 1K scorers in the ACC with three - **Aziaha James, Saniya Rivers** and **Madison Hayes**
- Notre Dame has 6, North Carolina has 4, Clemson has 4 and NC State is tied with Florida State, Cal, Boston College and Miami with 3

**SELLOUTS**

- Single game tickets went on sale to the general public on Oct. 8

GAME	DATE SOLD OUT
Ole Miss (12/5)	Oct. 21
Old Dominion (12/8)	Oct. 21
James Madison (12/19)	Dec. 19
Clemson (12/29)	Oct. 28
Boston College (1/5)	Oct. 23
Pitt (1/16)	Oct. 21
Virginia (1/19)	Oct. 9
Virginia Tech (1/26)	Oct. 8
Duke (2/3)	Oct. 8
Miami (2/13)	Oct. 14
Notre Dame (2/23)	Oct. 8
Wake Forest (2/27)	Oct. 14

**A LOOK AT THE LOSSES**

- Since the start of the 2019-20 campaign, NC State has lost 35 games (153-35 record). Fifteen of those have been by double-digit margins, and the remaining 20 losses have been by an average of just 4.95 points
- The Pack has not lost three consecutive games since the beginning of conference play in 2017-18 when it fell to Louisville (Dec. 31, 2017), Virginia (Jan. 4, 2018) and Duke (Jan. 7, 2018)
- The team has not lost to an ACC opponent by 20+ points since losing by 30 at Louisville on Feb. 28, 2019

**FROM UNRANKED TO THE FINAL FOUR**

- The NC State women's basketball team is coming off a historical run to the program's second ever NCAA Final Four, first since 1998, as the No. 3 seed in the program's 29th overall NCAA Tournament appearance, eighth under head coach **Wes Moore**
- NC State became one of just seven teams in NCAA DI women's basketball history to start the season unranked in the AP Top 25 and reach a Final Four that same season. The Wolfpack also accomplished that feat in its 1998 Final Four run
- The Pack's NCAA Tournament selection marked seven times in a row, which is tied for the longest such streak for the team alongside seven-straight appearances from 1995-01
- The Wolfpack has played in 22 NCAA Tournament games in **Moore's** 11-year tenure. Among ACC schools, Notre Dame (40) and Louisville (31) have played more such games since 2013-14

**2023-24 SEASON SUMMARY**

- NC State's 30+ win season was just its second in program history, joining the 2021-22 team that finished with a 32-4 overall record

- The team put together its 32nd 20+ win season of all time, its 10th such season in the **Wes Moore** era and its ninth such season in a row. The nine straight 20+ win seasons tied as the program's longest such streak, also achieved in the 1976-77 through 1984-85 campaigns

- NC State's 25+ win season marked its 14th in program history and sixth in **Moore's** tenure

- The Wolfpack was the No. 2 seed in the ACC Tournament after being picked to finish eighth in the league. That tied as the biggest jump into the ACC top four by any team since the league's preseason poll first started being released in 1991-92. The Pack also previously jumped from preseason No. 10 to No. 4 seed in the ACC Tournament in 2013-14, Moore's first year as head coach

- NC State was the runner up at the 2024 ACC Tournament for the 18th overall appearance in the title game and fourth berth in the last five seasons

- The Pack finished the regular-season non-conference action with a perfect mark (12-0) for the fifth time in program history. Four of those marks have occurred in the **Moore** era

- The Pack's 14-0 record before its first loss of the season tied as the second-best unbeaten start to a campaign in program history. The 1999-00 and 2019-20 teams also started 14-0

**WOLFPUPS**

- Head coach **Wes Moore** signed two in the 2025 signing class

- **Destiny "KyShe" Lunan** is a four-star, No. 60 player in the ESPN HoopGurlz Recruiting Rankings. The Arizona native is the top recruit in her state and is averaging 18.9 points, 3.7 rebounds and 3.6 steals per game as a senior at Millennium High School, the same high school Wolfpack great **Raina Perez** attended

- **Adelaide Jernigan** is a four-star, No. 66 player in the ESPN HoopGurlz Recruiting Rankings. The Kernersville, North Carolina native, top recruit in the state, registered 19.0 points, 3.6 rebounds and 1.8 steals per game as a first-team all-state honoree as a junior

- Both signees are McDonald's All-America Game nominees, with **Lunan** on the West and **Jernigan** on the East teams

**RING OF HONOR**

- **Debbie Antonelli** was recognized to the NC State Women's Basketball Ring of Honor on Thursday, Jan. 16 vs. Pitt at halftime

- She became the ninth member of the WBB Ring of Honor, joining her head coach **Kay Yow**, among several NC State legends

- **Antonelli** was a three-year starter at NC State and two-time ACC Champion (1983-86), as well as an Emmy Award winner and Gracie Award recipient for broadcast and was inducted into the Women's Basketball Hall of Fame in 2022 and the North Carolina Sports Hall of Fame in 2021. She was also honored with the 2024 Curt Gowdy Electronic Media Award by Hoop Hall

**QUICK NOTES**

**TEAM HISTORY**

First Season..... 1974-75  
 Arena.....Reynolds Coliseum  
 Capacity.....5,500  
 All-Time Record..... 1,069-502 (.680)  
 All-Time ACC Record..... 448-263 (.630)  
 NCAA Appearances..... 29 (last: 2024)  
 NCAA Tournament Record..... 33-29 (.532)  
 ACC Regular-Season Titles.6 (78, 80, 83, 85, 90, 22)  
 ACC Tournament Titles...7 (80, 85, 87, 91, 20, 21, 22)  
 ACC Tournament Record..... 60-40 (.600)

**MEDIA RELATIONS**

Basketball Contact.....Kylie Magar  
 Cell Phone..... 425-647-9584  
 E-mail..... kamagar@ncsu.edu

**TEAM INFORMATION**

2023-24 Overall Record..... 31-7  
 2023-24 ACC Record..... 11-5  
 2023-24 Conference Finish.....T-2nd  
 2024 ACC Tournament.....2-1 (Championship)  
 2024 Postseason..... 4-1 (NCAA Final Four)  
 Starters Returning/Lost.....3/2  
 Players Returning/Lost..... 8/5  
 Newcomers..... 4 (4 freshmen)

**UNIVERSITY INFORMATION**

Location..... Raleigh, N.C.  
 Founded..... 1887  
 Enrollment..... 36,000+  
 Nickname..... Wolfpack  
 Colors.....Red (PMS 186) and White  
 Conference.....Atlantic Coast  
 Home Court.....Reynolds Coliseum  
 Chancellor.....Dr. Randy Woodson  
 Athletic Director.....Boo Corrigan  
 Basketball Administrator.....Stephanie Menio  
 Athletic Department Phone.....(919) 515-2101  
 Athletics Website.....GoPack.com

**2023-24 COACHING STAFF**

Head Coach....Wes Moore (11th season at NC State)  
 Johnson University, 1984  
 Career Coaching Record..... 851-262 (.765)  
 Record at NC State..... 293-93 (.759)  
 Overall ACC Record..... 139-56 (.713)  
 Overall ACC Tournament Record..... 17-8  
 NCAA Tournament Record at NC State..... 14-8  
 Associate Head Coach.....Nikki West  
 Clemson, 2000  
 Assistant Coach.....Brittany Morris  
 Seton Hall, 2013  
 Assistant Coach.....Ashley Williams  
 NC State, 2017  
 Assistant Coach/Dir. of Ops....Houston Fancher  
 Middle Tennessee State, 1988  
 Assistant Coach/Dir. of Player Dev.....Kevin Leatherwood  
 Carson-Newman, 2014  
 Executive Director of Operations....Rachel Stockdale  
 Director of Scouting and Video Ops....Brandon Miller  
 Graduate Manager.....Kayla Jones

**WOLFPACK ROSTER**

**NUMERICAL**

NO.	NAME	HT.	POS.	YR.	HOMETOWN / HS / LAST SCHOOL
0	Devyn Quigley	5-11	G	Fr.	Manchester, N.J. / Manchester Township
1	Lorena Awou	6-5	F	Fr.	East Moline, Ill. / United Township
3	Zamareya Jones	5-7	G	Fr.	Bethel, N.C. / North Pitt
10	Aziaha James	5-10	G	Sr.	Virginia Beach, Va. / Princess Anne
11	Maddie Cox	6-2	F	So.	Flower Mound, Texas / Flower Mound
15	Lizzy Williamson	6-5	C	Gr.	Adelaide, Australia / Westminster / Southern Utah
18	Tilda Trygger	6-6	F	Fr.	Stockholm, Sweden
21	Madison Hayes	6-0	G	Gr.	Chattanooga, Tenn. / East Hamilton / Mississippi State
22	Saniya Rivers	6-1	G	Sr.	Wilmington, N.C. / Ashley / South Carolina
24	Laci Steele	5-11	G	So.	Edmond, Okla. / Edmond North
35	Zoe Brooks	5-10	G	So.	Plainfield, N.J. / Saint John Vianney
42	Mallory Collier	6-3	C	So.	Millington, Tenn. / Bartlett

**ALPHABETICAL**

NO.	NAME	HT.	POS.	YR.	HOMETOWN / HS / LAST SCHOOL
1	Lorena Awou	6-5	F	Fr.	East Moline, Ill. / United Township
35	Zoe Brooks	5-10	G	So.	Plainfield, N.J. / Saint John Vianney
42	Mallory Collier	6-3	C	So.	Millington, Tenn. / Bartlett
11	Maddie Cox	6-2	F	So.	Flower Mound, Texas / Flower Mound
21	Madison Hayes	6-0	G	Gr.	Chattanooga, Tenn. / East Hamilton / Mississippi State
10	Aziaha James	5-10	G	Sr.	Virginia Beach, Va. / Princess Anne
3	Zamareya Jones	5-7	G	Fr.	Bethel, N.C. / North Pitt
0	Devyn Quigley	5-11	G	Fr.	Manchester, N.J. / Manchester Township
22	Saniya Rivers	6-1	G	Sr.	Wilmington, N.C. / Ashley / South Carolina
24	Laci Steele	5-11	G	So.	Edmond, Okla. / Edmond North
18	Tilda Trygger	6-6	F	Fr.	Stockholm, Sweden
15	Lizzy Williamson	6-5	C	Gr.	Adelaide, Australia / Westminster / Southern Utah

**WOMEN'S BASKETBALL STAFF**

**Head Coach:** Wes Moore (Johnson University, 1984 // 12th season at NC State)  
**Associate Head Coach:** Nikki West (Clemson, 2000 // 10th overall season at NC State, 5th in a row)  
**Assistant Coach:** Brittany Morris (Seton Hall, 2013 // 4th season at NC State)  
**Assistant Coach:** Ashley Williams (NC State 2017 // 3rd season at NC State)  
**Assistant Coach/Director of Operations:** Houston Fancher (MTSU, 1988 // 7th season at NC State)  
**Assistant Coach/Director of Player Development:** Kevin Leatherwood (Carson-Newman, 2014 // 2nd season at NC State)  
**Executive Director of Operations:** Rachel Stockdale (NC State 2006 // 12th season at NC State)  
**Director of Scouting and Video Operations:** Brandon Miller (High Point, 2004 // 8th season at NC State)  
**Graduate Manager:** Kayla Jones (NC State, 2022 // 2nd season at NC State)  
**Assistant Director of Creative Media:** Tyler Dawson (Gonzaga, 2024 // 1st season at NC State)  
**Athletic Trainer:** Brittany Blunt  
**Strength & Conditioning Coach:** Felipe Lopes  
**Dietician:** Molly Barkman

**PRONUNCIATIONS**

NAME	FIRST	LAST
Lorena Awou	Lor-ay-nuh	uh-WOO
Aziaha James	uh-ZEYE (rhymes with eye)-uh	
Zamareya Jones	Zuh-MAR-ee-uh	
Saniya Rivers	suh-NEYE (rhymes with eye)-uh	
Tilda Trygger		TREE-ger

**PACK STACKING UP**  
ACC AND NATIONAL RANKINGS

INDIVIDUAL		
POINTS PER GAME	ACC	NATL.
Aziaha James (17.8)	6	60
Zoe Brooks (13.3)	22	-
FIELD GOALS	ACC	NATL.
Aziaha James (173)	4	39
FIELD GOAL PERCENTAGE	ACC	NATL.
Zoe Brooks (46.5)	16	127
Aziaha James (46.0)	17	132
3-POINTERS/GAME	ACC	NATL.
Aziaha James (2.00)	14	162
3-POINT PERCENTAGE	ACC	NATL.
Aziaha James (32.7)	13	160
FREE THROW PERCENTAGE	ACC	NATL.
Zoe Brooks (73.8)	12	231
REBOUNDS PER GAME	ACC	NATL.
Madison Hayes (7.0)	12	204
Saniya Rivers (6.0)	25	-
ASSISTS PER GAME	ACC	NATL.
Zoe Brooks (4.0)	14	196
Saniya Rivers (3.0)	23	-
ASSIST/TURNOVER RATIO	ACC	NATL.
Zoe Brooks (1.92)	7	80
Saniya Rivers (1.77)	10	104
STEALS PER GAME	ACC	NATL.
Saniya Rivers (1.6)	20	-
BLOCKS PER GAME	ACC	NATL.
Saniya Rivers (1.28)	7	104
MINUTES PER GAME	ACC	NATL.
Saniya Rivers (33.1)	8	-
Madison Hayes (31.6)	15	-
Zoe Brooks (30.8)	20	-
Aziaha James (30.6)	22	-

TEAM		
CATEGORY	ACC	NATL.
Fewest Personal Fouls Per Game (12.2)	1	3
Turnovers Per Game (11.9)	2	11
Defensive Rebounds Per Game (29.2)	2	15
Rebounds Per Game (41.52)	2	18
Scoring Offense (77.0)	4	34
Blocks Per Game (4.3)	4	36
Rebound Margin (4.4)	4	71
Field Goal Percentage Defense (38.8)	4	82
Free Throw Attempts Per Game (17.4)	5	119
Assist/Turnover Ratio (1.14)	6	44
Field Goal Percentage (45.2)	6	47
Scoring Margin (11.9)	6	58
Three Point Percentage Defense (30.5)	7	158
Scoring Defense (65.0)	7	198
Turnover Margin (2.44)	8	91
Offensive Rebounds Per Game (12.3)	9	117
Three Pointers Per Game (6.8)	9	126
Three Point Attempts Per Game (20.5)	9	149
Three Point Percentage (32.9)	10	110

**PACK IN THE POLLS**

**ASSOCIATED PRESS (16)**

- Notre Dame (16) #22-2
- Texas (8) 26-2
- UCLA (6) 24-1
- USC 23-2
- UConn 24-3
- South Carolina # 23-3
- LSU # 25-2
- Ohio State 21-3
- North Carolina # 23-4
- TCU # 24-3
- Duke # 20-5
- Kansas State 24-3
- NC State 20-5**
- Kentucky 20-4
- Tennessee 19-6
- Oklahoma 19-6
- West Virginia 20-5
- Alabama 20-5
- Baylor 22-5
- Georgia Tech # 21-5
- Maryland 19-6
- Michigan State 19-6
- Creighton 21-4
- Oklahoma State 20-5
- Illinois 21-5

# - NC State opponent

**COACHES POLL (16)**

- Notre Dame (23) # 23-2
- Texas (5) 26-2
- UCLA (3) 24-1
- USC 23-2
- UConn 24-3
- South Carolina # 23-3
- LSU # 25-2
- Ohio State 22-3
- TCU # 24-3
- North Carolina # 23-4
- Duke # 20-6
- NC State 20-5**
- Tennessee 19-6
- Kentucky 20-4
- Kansas State 24-4
- Oklahoma 19-6
- West Virginia 21-5
- Maryland 20-6
- Alabama 21-5
- Georgia Tech # 21-5
- Michigan State 19-6
- Baylor 22-5
- Creighton 21-4
- South Dakota State 23-3
- Florida State # 20-6

# - NC State opponent

**PACK'S WEEKLY RANKINGS**

	AP	COACHES
Preseason	9	8
Week 1	13	10
Week 2	20	18
Week 3	20	17
Week 4	RV	24
Week 5	T22	20
Week 6	21	19
Week 7	22	20
Week 8	22	19
Week 9	21	19
Week 10	21	21
Week 11	20	20
Week 12	17	16
Week 13	14	14
Week 14	10	11
Week 15	13	12

- 79 weeks in the AP Top 5 in program history
- 217 weeks in the AP Top 10, back in on 2/10/25
- Fell out of AP Top 25 on Feb. 13, 2023 after 96 straight weeks in the poll; re-entered AP Top 25 on Nov. 13, 2023 and has not been ranked in two weeks the past two years
- Program-best national ranking: No. 2

**RANKING BREAKDOWNS (Through 2/17 Games)**

Opponent	NET Then/Now	AP Then/Now	Coaches Then/Now	NC State Ranks Then	NC State NET Then
ETSU (11/5)	None / 176	NR / NR	NR / NR	9 / 13	None
South Carolina (11/10)	None / 2	1 / 6	1 / 6	9 / 13	None
Kent State (11/14)	None / 109	NR / NR	NR / NR	13 / 10	None
at TCU (11/17)	None / 9	RV / 10	RV / 9	13 / 10	None
Coastal Carolina (11/21)	None / 115	NR / NR	NR / NR	20 / 18	None
Southern (11/25)	None / 194	NR / NR	NR / NR	20 / 18	None
LSU (11/27)	None / 9	7 / 7	7 / 7	20 / 17	None
Ole Miss (12/5)	18 / 13	18 / RV	18 / RV	RV / 24	31
Old Dominion (12/8)	128 / 164	NR / NR	NR / NR	RV / 24	29
Davidson (12/11)	169 / 96	NR / NR	NR / NR	T22 / 20	24
at Louisville (12/15)	43 / 41	RV / RV	NR / RV	T22 / 20	32
James Madison (12/19)	49 / 53	NR / RV	NR / NR	21 / 19	26
Clemson (12/29)	62 / 57	NR / NR	NR / NR	22 / 20	24
Boston College (1/5)	73 / 71	NR / NR	NR / NR	22 / 19	25
at Cal (1/8)	32 / 40	24 / RV	23 / RV	21 / 19	22
at Stanford (1/12)	41 / 48	NR / NR	NR / NR	21 / 19	23
Pitt (1/16)	149 / 140	NR / NR	NR / NR	21 / 21	20
Virginia (1/19)	83 / 81	NR / NR	NR / NR	21 / 21	21
at Syracuse (1/23)	103 / 91	NR / NR	NR / NR	21 / 21	23
Virginia Tech (1/26)	44 / 46	NR / NR	NR / NR	21 / 21	24
at Wake Forest (1/30)	101 / 100	NR / NR	NR / NR	17 / 16	22
Duke (2/3)	8 / 8	10 / 11	10 / 11	14 / 16	24
at Florida State (2/9)	19 / 27	22 / RV	22 / 25	14 / 14	22
Miami (2/13)	88 / 75	NR / NR	NR / NR	10 / 11	17
at North Carolina (2/16)	14 / 14	12 / 9	- / 10	10 / 11	19
at Georgia Tech (2/20)	TBD / 25	- / 20	- / 20	13 / 12	19
Notre Dame (2/23)	TBD / 4	- / 1	- / 1	- / -	-
Wake Forest (2/27)	TBD / 100	- / NR	- / NR	- / -	-
at SMU (3/2)	TBD / 118	- / NR	- / NR	- / -	-

**ACC STANDINGS (Through 2/17 Games)**

TEAM	ACC	ACC PCT.	OVERALL	OVERALL PCT.	STREAK
1. Notre Dame	14-0	1.000	23-2	.920	W18
2. <b>NC State</b>	<b>12-2</b>	<b>.857</b>	<b>20-5</b>	<b>.800</b>	<b>L1</b>
3. North Carolina	11-3	.786	23-4	.852	W5
Duke	11-3	.786	20-6	.769	L1
Louisville	11-3	.786	18-7	.720	W3
6. Florida State	10-4	.714	20-6	.769	W1
7. Georgia Tech	9-5	.643	21-5	.808	W1
Cal	9-5	.643	21-6	.778	W2
9. Virginia Tech	7-7	.500	16-9	.640	L1
10. Clemson	6-9	.400	13-13	.500	W2
11. Stanford	5-9	.357	13-12	.520	W2
Virginia	5-9	.357	13-13	.500	W1
13. Syracuse	4-10	.286	10-15	.400	L2
14. Boston College	4-11	.267	13-15	.464	L4
15. Miami	3-11	.214	13-12	.520	L4
Pitt	3-11	.214	11-16	.407	L2
17. SMU	2-12	.143	10-16	.385	L10
18. Wake Forest	1-13	.071	8-17	.320	L5



# THE LAST TIME:

## NC STATE PLAYERS

50+ points	Andrea Stinson (50) vs. Providence, 12/3/89
40-49 points	Linda Page (42) vs. Clemson, 2/4/84
35-39 points	Aziaha James (36) vs. Duke, 2/3/25
30-34 points	Aziaha James (30) vs. Georgia Tech, 2/18/24
25-29 points	Aziaha James (25) vs. Virginia Tech, 1/26/25
20-24 points	A. James (22)/Z. Brooks (21) at Florida State, 2/9/25
20+ points off the bench	Devyn Quigley (20) vs. Coastal Carolina, 11/21/24
2 players with 20+ points	A. James (22)/Z. Brooks (21) at Florida State, 2/9/25
3 players with 20+ points	J. Brown-Turner (23)/K. Jones (22)/K. Crutchfield (20) vs. Virginia Tech, 1/24/21
Back-to-back 25+ point games	A. James vs. Stanford (29), 3/29/2024 and vs. Texas (27), 3/31/24
5 players in double figures	A. James (22)/Z. Brooks (21)/T. Trygger (16)/M. Hayes (14)/S. Rivers (12) at Florida State, 2/9/25
All 5 starters in double figures	A. James (22)/Z. Brooks (21)/T. Trygger (16)/M. Hayes (14)/S. Rivers (12) at Florida State, 2/9/25
More than 5 players in double figures	S. Rivers (23)/A. James (17)/M. Hayes (13)/Z. Brooks (11)/D. Quigley (11)/T. Trygger (10) vs. Boston College, 1/5/25
Made every shot from field (min. 7)	Mimi Collins (8-8) vs. Elon, 11/15/23
20+ rebounds	DD Rogers (20) at Georgetown, 12/8/18
15+ rebounds	Saniya Rivers (16) at Virginia, 12/31/23
2 players with 10+ rebounds	S. Rivers (12)/M. Hayes (11) at UNC, 2/16/25
10+ made free throws	Aziaha James (10) vs. Stanford, 3/29/24
15+ made free throws	Dominique Wilson (15) vs. Louisville, 1/17/16
Made every free throw (min. 10)	Elissa Cunane (10-10) vs. Virginia, 1/5/20
10+ assists	Zoe Brooks (11) at Old Dominion, 12/20/23
7+ three pointers	Aziaha James (7) vs. Texas, 3/31/24
5+ three pointers	Aziaha James (6) vs. Pitt, 1/16/25
7+ steals	Saniya Rivers (7) at Clemson, 1/25/24
5+ blocks	Madison Hayes (7) vs. Virginia, 1/8/23
Double-double	S. Rivers (14p, 12r), M. Hayes (13p, 11r) at UNC, 2/16/25
Multiple double-doubles	S. Rivers (14p, 12r), M. Hayes (13p, 11r) at UNC, 2/16/25
Triple-double	Zoe Brooks (14 pts, 12 rebs, 10 asts) vs. Liberty, 12/10/23
20+ points and 10+ rebounds	Saniya Rivers (23 points, 11 rebounds) vs. Boston College, 1/5/25
30+ points and 10+ rebounds	Saniya Rivers (33 points, 10 rebounds) vs. UConn, 11/12/23
40+ points and 10+ rebounds	Linda Page (42 points, 10 rebounds) at Clemson, 2/4/84
15+ points and 15+ rebounds	Elissa Cunane (23 points, 15 rebounds) at Boston College, 12/13/20
20+ points and 20+ rebounds	Genia Beasley (29 points, 21 rebounds) vs. Missouri, 3/17/78
Last second shot (<3 sec) to win game	Raina Perez (2.1 seconds) vs. Louisville, 3/7/21
Played every minute of a game	Saniya Rivers at UNC (2/16/25)
Played more than 40 minutes in a game	Madison Hayes (45)/Saniya Rivers (45) vs. Syracuse, 2/29/24

## NC STATE TEAM

Defeated AP Top 5 team	76-66 vs. #4 Texas, 3/31/24
Defeated AP No. 1 team	74-60 vs. #1 Louisville, 2/1/21
Played AP No. 1 team	L, 71-57 vs. #1 South Carolina, 11/10/24
Defeated AP Top 25 team	89-83 vs. #10 Duke, 2/3/25
Unranked Wolfpack team beat ranked team	68-61 vs. #18 Ole Miss, 12/5/24
Advanced to the NCAA Elite Eight	2023-24 season
Reached an NCAA Final Four	2023-24 season
Scored 50+ points in a half	at Florida State (51 in 1H), 2/9/25
Scored 50+ points in both halves	vs. Saint Mary's (50, 51), 12/12/21
Scored 60+ points in a half	vs. NC Central (62 in 2H), 11/29/20
Scored fewer than 20 points in a half	at Duke (19 in 1H), 2/25/24
Scored 100+ points in a game	vs. Saint Mary's (101), 12/12/21
Scored 100+ points in a home game	vs. Saint Mary's (101), 12/12/21
Scored 100+ points in a road game	at Howard (127), 1/31/92
Scored 100+ points in a neutral site game	vs. Delaware State (116), 12/21/96
Scored fewer than 50 points in a game	at North Carolina (47), 1/15/23
Shot 50+ percent in consecutive games	at USF (.500), 12/16/2023 and at ODU (.537), 12/20/23
Shot 60+ percent	vs. Duke (.610), 2/3/25
Shot 70+ percent	
Shot below 30 percent	at Miami (.281), 1/18/24
Shot below 25 percent	at Miami (.246), 12/30/15
Shot below 30 percent and won	54-46 at South Carolina (.294), 12/3/20
Shot 60+ percent in a half	vs. Duke (.688 in 2H), 2/3/25
Shot 70+ percent in a half	at Duke (.720 in 2H), 2/13/22
Shot 50+ percent in all four quarters	vs. Virginia Tech, 1/26/25
Made 10+ three pointers	vs. Pitt (13), 1/16/25
Did not make a three pointer	at Wake Forest, 2/9/23

Shot 50+ percent from distance	vs. Pitt (.520), 1/16/25
Shot 60+ percent from distance	vs. Florida (.647), 11/14/21
Made 30+ free throws	vs. Louisville (34), 1/17/16
Made fewer than five free throws	vs. James Madison (4), 12/19/24
Attempted 40+ free throws	vs. Louisville (43), 1/17/16
Attempted fewer than five free throws	vs. Virginia Tech (4), 1/23/22
Won an overtime game	75-71 (OT) vs. Syracuse, 2/29/24
Lost an overtime game	87-91 (2OT) vs. UConn, 3/28/22
50+ rebounds	at UNC (56), 2/16/25
20+ offensive rebounds	vs. Old Dominion (21), 12/8/24
30+ assists	at Maryland (30), 1/2/96
20+ assists	vs. Pitt (20), 1/16/25
10+ blocks	vs. Charlotte (10), 11/7/23
7+ blocks	vs. Clemson (7), 12/29/24
10+ steals	Boston College (11), 1/5/25
Forced 20+ turnovers	vs. LSU (21), 11/27/24
Committed 20+ turnovers	at Louisville (23), 12/15/24
Committed five or fewer turnovers	vs. Tennessee (4), 3/25/24
Rallied from 10+ point deficit	vs. Miami (down 10 points, 0:12, 1Q), 2/13/25
Rallied from 15+ point deficit	vs. Louisville (down 16 points, 4:25 3Q), 1/20/22
Rallied from 20+ point deficit	vs. Miami (down 20 points, 19:28 2H), 2/19/15
Sold out Reynolds Coliseum	vs. Miami (5,500), 2/13/25
Won by 20+ points	97-74 at Florida State (23), 2/9/25
Won by 30+ points	91-52 vs. Boston College (39), 1/5/25
Won by 40+ points	90-35 vs. Elon (55), 11/15/23
Won by 50+ points	90-35 vs. Elon (55), 11/15/23
Won by 60+ points	94-24 vs. UP-Mayaguez (70), 12/21/03
Lost by 15-19 points	65-82 vs. LSU (17), 11/27/24
Lost by 20-29 points	69-91 at UConn (22), 11/20/22
Lost by 30+ points	62-92 at Louisville (30), 2/28/19
Lost back-to-back games	at North Carolina, 2/22/2024 and at Duke, 2/25/24

## OPPOSING TEAM

Player scored 25+ points	Khadija Faye (28), Pitt, 1/16/25
Player scored 30+ points	Sedona Prince (31), TCU, 11/17/24
Player scored 35+ points	Caitlin Clark (45), Iowa, 12/1/22
2 players with 20+ points	Ta'Niya Latson (23)/O'Mariah Gordon (20), FSU 2/9/25
No players in double figures	Kentucky, 11/23/23
5 players in double figures	Suarez (17)/Krimili (15)/Oniyah (15)/Williams (15)/Twidale (11), Cal, 1/9/25
All 5 starters in double figures	Suarez (17)/Krimili (15)/Oniyah (15)/Williams (15)/Twidale (11), Cal, 1/9/25
More than 5 players in double figures	Jackson (19)/Liston (14)/Vernerey (13)/Peters (12)/Gray (12)/Williams (11), Duke, 1/8/12
Scored 50+ points in a half	UConn (51 in 2H), 11/20/22
Scored 50+ points in both halves	
Scored fewer than 20 points in a half	James Madison (17 in 1H), 12/19/24
Scored 100+ points in a game	Wake Forest (100), 2/27/11
Scored 100+ points in Reynolds Coliseum	Minnesota (100), 11/30/91
Scored 40-49 points	James Madison (47), 12/19/24
Scored fewer than 40 points	Elon (35), 11/15/23
Shot 60+ percent in a game	Holy Cross (.608), 12/31/91
Shot 70+ percent in a game	
Shot below 30 percent in a game	Boston College (.230), 1/5/25
Shot below 25 percent in a game	Boston College (.230), 1/5/25
Shot below 30 percent in a game and won	North Carolina (.297), 1/15/23
Shot 60+ percent in a half	Georgia Tech (.630 in 1H), 2/18/24
Shot 70+ percent in a half	Maryland (.704 in 1H), 2/5/09
Made 10+ three pointers	Duke (11), 2/3/25
Did not make a three pointer	Maine, 11/19/19
Shot 50+ percent from distance	LSU (.500), 11/27/24
Shot 60+ percent from distance	Duke (.643), 12/29/22
Made 30+ free throws	Florida State (33), 1/20/13
Made fewer than five free throws	South Carolina (3), 11/0/24
Attempted 40+ free throws	Florida State (40), 1/20/13
Attempted fewer than five free throws	Davidson (4), 12/11/24
50+ rebounds	Syracuse (52), 2/29/24
10+ blocks	Syracuse (11), 2/28/21
10+ steals	Ole Miss (14), 12/5/24
Unranked team beat ranked Wolfpack team	76-73 at TCU, 11/17/24

## 2024-25 NC STATE'S RECORD WHEN:

	VS. RANKED	ACC PLAY	OVERALL		VS. RANKED	ACC PLAY	OVERALL
Playing a ranked team	3-4	-	3-4	Having fewer TOs than opponent	1-3	-	15-3
Playing at home	2-0	-	14-0	Having equal/more TOs than opponent	2-2	-	5-3
Playing on the road	1-2	-	5-3	Having fewer than 15 TOs	2-2	-	16-3
Playing on a neutral floor	0-2	-	1-2	Having 15+ TOs	1-1	-	3-1
				Forcing 15+ opponent TOs	0-2	-	9-2
Leading at the half	2-0	-	16-0	Scoring more pts. off TOs than opponent	1-1	-	16-1
Trailing at the half	1-4	-	4-5				
Tied at the half	-	-	-	Owning advantage in pts. in paint	2-1	-	17-1
Playing an overtime game	-	-	-	Opponent owns advantage in pts. in paint	1-3	-	3-4
				Winning fast break points	2-0	-	13-1
0 players score in double figures	-	-	-	Opponent wins fast break points	1-4	-	6-4
1 player score in double figures	-	-	-	Winning second chance points	3-1	-	13-2
2 players score in double figures	-	-	2-0	Opponent wins second chance points	1-2	-	7-3
3 players score in double figures	1-1	-	7-2				
4 players score in double figures	1-3	-	7-3	Wearing white uniforms	1-0	-	13-0
5 players score in double figures	1-0	-	2-0	Wearing red uniforms	1-4	-	5-5
6+ players score in double figures	-	-	1-0	Wearing alternate uniforms	1-0	-	2-0
All five starters score in double figures	1-0	-	3-0				
Having at least one 20+ point scorer	2-2	-	11-3	Playing in November	0-2	-	4-3
Having at least one 30+ point scorer	1-0	-	1-0	Playing in December	1-0	-	6-0
				Playing in January	0-1	-	7-1
Starters outscore opponent's starters	2-1	-	18-1	Playing in February	2-1	-	3-1
Bench outscores opponent's bench	1-0	-	12-1	Playing in March	-	-	-
Opponent's starters score equal/more	1-3	-	2-4	Playing in April	-	-	-
Opponent's bench scores equal/more	2-4	-	8-4				
				Playing in the morning	-	-	1-0
Shooting 50+ percent from field	2-0	-	6-0	Playing in the afternoon	1-3	-	6-4
Shooting between 40-50 percent	1-1	-	10-2	Playing at night	2-1	-	13-1
Shooting between 30-40 percent	0-3	-	3-3				
Shooting below 30 percent	-	-	-	Playing on Sunday	1-2	-	8-3
				Playing on Monday	1-0	-	2-0
Opponent shoots 50+ percent from field	0-2	-	3-2	Playing on Tuesday	-	-	1-0
Opponent shoots 40-50 percent	1-1	-	5-2	Playing on Wednesday	0-1	-	1-1
Opponent shoots 30-40 percent	2-1	-	8-1	Playing on Thursday	1-1	-	9-1
Opponent shoots below 30 percent	-	-	4-0	Playing on Friday	-	-	-
				Playing on Saturday	-	-	-
Shooting better than opponent	3-1	-	17-1				
Shooting worse than opponent	0-3	-	3-4	Game is decided by 1-5 points	0-1	-	4-2
Shooting same as opponent	-	-	-	Game is decided by 6-9 points	2-1	-	4-1
				Game is decided by 10-14 points	0-1	-	2-1
Making 5+ 3-pointers	2-3	-	15-4	Game is decided by 15-20 points	0-1	-	1-1
Making fewer than 5 3-pointers	1-1	-	5-1	Game is decided by 20-29 points	1-0	-	5-0
Opponent makes 5+ 3-pointers	2-3	-	16-4	Game is decided by 30+ points	-	-	4-0
Opponent makes fewer than 5 3-pointers	1-1	-	4-1				
				Scoring fewer than 50 points	-	-	-
Making more FTs than opponent	2-1	-	14-2	Scoring 50-59 points	0-1	-	1-1
Making equal/fewer FTs than opponent	1-3	-	6-3	Scoring 60-69 points	1-2	-	2-2
Shooting 70+ percent from FT line	0-2	-	7-2	Scoring 70-79 points	0-1	-	6-2
Shooting 80+ percent from FT line	-	-	-	Scoring 80-89 points	1-0	-	8-0
Shooting 90+ percent from FT line	-	-	-	Scoring 90-99 points	1-0	-	3-0
Shooting below 70 percent from FT line	3-2	-	13-3	Scoring 100+ points	-	-	-
Outrebounding opponent	2-1	-	15-1	Giving up fewer than 50 points	-	-	3-0
Opponent outrebounds NC State	1-3	-	4-4	Giving up 50-59 points	-	-	6-0
Teams are tied in rebounds	-	-	1-0	Giving up 60-69 points	1-1	-	6-1
				Giving up 70-79 points	1-2	-	3-3
Having 10+ steals	-	-	2-0	Giving up 80-89 points	1-1	-	2-1
Having more steals than opponent	0-2	-	6-2	Giving up 90-99 points	-	-	-
				Giving up 100+ points	-	-	-
Assisting on at least half of made FGs	0-2	-	11-2				
Assisting on less than half of made FGs	3-2	-	9-3				

**BY STARTING LINEUP**

Brooks / James / Rivers / Hayes / Trygger	11-2
Brooks / James / Rivers / Hayes / Collier	7-2
Brooks / James / Rivers / Hayes / Williamson	1-0
Jones / James / Rivers / Hayes / Collier	1-0
Jones / Brooks / Rivers / Hayes / Collier	0-1

**RECORD**

11-2
7-2
1-0
1-0
0-1

# GAME BREAKDOWNS

## STAT LEADERS

OPPONENT (DATE)	RESULT	POINTS	REBOUNDS	ASSISTS	BLOCKS	STEALS	MINUTES
ETSU (11/5)	W, 80-55	Zoe Brooks (21)	Aziaha James (9)	Zoe Brooks (4)	Tilda Trygger (2)	Saniya Rivers (3)	Saniya Rivers (32)
1/1 South Carolina (11/10)	L, 71-57	Zamareya Jones (16)	Saniya Rivers (7)	Aziaha James (3)	Saniya Rivers (3)	Aziaha James (3)	Aziaha James (35)
Kent State (11/14)	W, 79-51	Aziaha James (20)	Aziaha James (9)	Aziaha James (4)	James/Hayes/Rivers/Trygger (1)	Lorena Awou (3)	Saniya Rivers (32)
at TCU (11/17)	L, 76-73	Aziaha James (27)	Zoe Brooks (6)	Zoe Brooks (3)	Saniya Rivers (1)	James/Rivers (1)	Saniya Rivers (37)
Coastal Carolina (11/21)	W, 89-68	Aziaha James (21)	Awou/Brooks (9)	James/Jones (5)	Brooks (3)	Hayes/Trygger (2)	Zoe Brooks (28)
vs. Southern (11/25)	W, 77-47	Zoe Brooks (17)	Hayes/Rivers (7)	Zamareya Jones (5)	Hayes/Jones/Rivers/Trygger(1)	Aziaha James (2)	Zoe Brooks (28)
vs. 7/7 LSU (11/27)	L, 82-65	Saniya Rivers (21)	Mallory Collier (6)	Aziaha James (4)	Brooks/Cox/Rivers (1)	Zoe Brooks (3)	Saniya Rivers (39)
18/18 Ole Miss (12/5)	W, 68-61	Zoe Brooks (19)	Collier/Hayes (9)	Saniya Rivers (4)	Madison Hayes (2)	Aziaha James (4)	Saniya Rivers (34)
Old Dominion (12/8)	W, 86-55	Zamareya Jones (15)	Madison Hayes (8)	Jones/Rivers (4)	Zamareya Jones (3)	Saniya Rivers (3)	Madison Hayes (24)
Davidson (12/11)	W, 59-57	Saniya Rivers (25)	Saniya Rivers (11)	Brooks/Jones (1)	Cox/Hayes (2)	Madison Hayes (2)	Saniya Rivers (40)
at Louisville (12/15)	W, 72-42	Zamareya Jones (18)	Saniya Rivers (13)	Aziaha James (5)	Hayes/Jones/Rivers/Trygger (1)	Aziaha James (3)	Saniya Rivers (31)
James Madison (12/19)	W, 61-47	Aziaha James (21)	Tilda Trygger (7)	Zoe Brooks (6)	Collier/Trygger (2)	Zoe Brooks (3)	Aziaha James (38)
Clemson (12/29)	W, 83-79	Madison Hayes (19)	Madison Hayes (9)	Zoe Brooks (5)	Brooks/Awou (2)	Zoe Brooks (3)	Madison Hayes (38)
Boston College (1/5)	W, 91-52	Saniya Rivers (23)	Brooks/Rivers (11)	Zoe Brooks (5)	Cox/Brooks/James/Rivers/Trygger (1)	Brooks/Rivers (4)	Zoe Brooks (33)
at 25/25 Cal (1/9)	L, 78-71	Aziaha James (21)	Tilda Trygger (10)	Zoe Brooks (9)	Saniya Rivers (2)	Zoe Brooks (2)	Saniya Rivers (40)
at Stanford (1/12)	W, 81-67	Saniya Rivers (17)	Saniya Rivers (11)	Zoe Brooks (4)	Saniya Rivers (2)	Aziaha James (2)	Saniya Rivers (40)
vs. Pittsburgh (1/16)	W, 83-67	Aziaha James (22)	Madison Hayes (10)	Saniya Rivers (7)	Saniya Rivers (2)	Saniya Rivers (3)	Hayes/Rivers (39)
vs. Virginia (1/19)	W, 73-68	Aziaha James (20)	Tilda Trygger (13)	Zoe Brooks (7)	Madison Hayes (2)	Zoe Brooks (2)	James/Brooks (40)
at Syracuse (1/23)	W, 74-68	Zoe Brooks (19)	Madison Hayes (10)	Zoe Brooks (7)	Madison Hayes (2)	James/Hayes/Rivers (2)	Zoe Brooks (38)
vs. Virginia Tech (1/26)	W, 85-57	Aziaha James (25)	Zoe Brooks (8)	Aziaha James (4)	Saniya Rivers (1)	Saniya Rivers (3)	Saniya Rivers (29)
at Wake Forest (1/30)	W, 90-83	Zoe Brooks (18)	Madison Hayes (7)	Zoe Brooks (5)	Hayes/Jones/Rivers (1)	Madison Hayes (3)	Zoe Brooks (29)
vs. 10/10 Duke (2/3)	W, 89-83	Aziaha James (36)	Hayes/Trygger (7)	Saniya Rivers (4)	Saniya Rivers (2)	Hayes/James/Rivers/Trygger (1)	Saniya Rivers (39)
at No. 22/22 FSU (2/9)	W, 97-74	Aziaha James (22)	Tilda Trygger (14)	Saniya Rivers (7)	Tilda Trygger (3)	Aziaha James (3)	Aziaha James (38)
vs. Miami (2/13)	W, 76-74	Madison Hayes (19)	Madison Hayes (7)	Saniya Rivers (5)	Madison Hayes (2)	6 Players (1)	Aziaha James (38)
at No. 12/12 UNC	L, 66-65	Aziaha James (16)	Saniya Rivers (12)	Rivers/James (4)	Saniya Rivers (4)	Brooks/Rivers (2)	Saniya Rivers (40)

## STARTERS

DATE	OPPONENT	RESULT	1 (PTS)	2 (PTS)	3 (PTS)	4 (PTS)	5 (PTS)
11/5	ETSU	W, 80-55	Zoe Brooks (21)	Aziaha James (17)	Saniya Rivers (11)	Madison Hayes (11)	Lizzy Williamson (0)
11/10	1/1 South Carolina	L, 71-57	Zoe Brooks (11)	Aziaha James (13)	Saniya Rivers (4)	Madison Hayes (3)	Mallory Collier (4)
11/14	Kent State	W, 79-51	Zamareya Jones (16)	Aziaha James (20)	Saniya Rivers (6)	Madison Hayes (9)	Mallory Collier (8)
11/17	at TCU	L, 76-73	Zamareya Jones (7)	Zoe Brooks (15)	Saniya Rivers (16)	Madison Hayes (6)	Mallory Collier (1)
11/21	Coastal Carolina	W, 89-68	Zoe Brooks (6)	Aziaha James (21)	Saniya Rivers (6)	Madison Hayes (18)	Mallory Collier (2)
11/25	vs. Southern	W, 77-47	Zoe Brooks (17)	Aziaha James (13)	Saniya Rivers (5)	Madison Hayes (8)	Mallory Collier (5)
11/27	vs. 7/7 LSU	L, 82-65	Zoe Brooks (12)	Aziaha James (13)	Saniya Rivers (21)	Madison Hayes (11)	Mallory Collier (2)
12/5	18/18 Ole Miss	W, 68-61	Zoe Brooks (19)	Aziaha James (11)	Saniya Rivers (10)	Madison Hayes (6)	Mallory Collier (3)
12/8	Old Dominion	W, 86-55	Zoe Brooks (7)	Aziaha James (12)	Saniya Rivers (14)	Madison Hayes (6)	Mallory Collier (6)
12/11	Davidson	W, 59-57	Zoe Brooks (3)	Aziaha James (21)	Saniya Rivers (25)	Madison Hayes (7)	Mallory Collier (0)
12/15	at Louisville	W, 72-42	Zoe Brooks (11)	Aziaha James (11)	Saniya Rivers (14)	Madison Hayes (2)	Mallory Collier (6)
12/19	James Madison	W, 71-47	Zoe Brooks (10)	Aziaha James (21)	Saniya Rivers (2)	Madison Hayes (11)	Mallory Collier (5)
12/29	Clemson	W, 83-79	Zoe Brooks (18)	Aziaha James (15)	Saniya Rivers (14)	Madison Hayes (19)	Tilda Trygger (6)
1/5	Boston College	W, 91-52	Zoe Brooks (11)	Aziaha James (17)	Saniya Rivers (23)	Madison Hayes (13)	Tilda Trygger (10)
1/9	at 24/25 Cal	L, 78-71	Zoe Brooks (14)	Aziaha James (21)	Saniya Rivers (12)	Madison Hayes (3)	Tilda Trygger (19)
1/12	at Stanford	W, 81-67	Zoe Brooks (14)	Aziaha James (15)	Saniya Rivers (17)	Madison Hayes (11)	Tilda Trygger (10)
1/16	vs. Pittsburgh	W, 83-67	Zoe Brooks (14)	Aziaha James (22)	Saniya Rivers (15)	Madison Hayes (13)	Tilda Trygger (4)
1/19	vs. Virginia	W, 73-68	Zoe Brooks (14)	Aziaha James (20)	Saniya Rivers (6)	Madison Hayes (19)	Tilda Trygger (9)
1/23	at Syracuse	W, 74-68	Zoe Brooks (19)	Aziaha James (14)	Saniya Rivers (4)	Madison Hayes (18)	Tilda Trygger (4)
1/26	vs. Virginia Tech	W, 85-57	Zoe Brooks (12)	Aziaha James (25)	Saniya Rivers (17)	Madison Hayes (12)	Tilda Trygger (4)
1/30	at Wake Forest	W, 90-83	Zoe Brooks (18)	Aziaha James (7)	Saniya Rivers (13)	Madison Hayes (7)	Tilda Trygger (12)
2/3	vs. No. 10/10 Duke	W, 89-83	Zoe Brooks (15)	Aziaha James (36)	Saniya Rivers (13)	Madison Hayes (8)	Tilda Trygger (5)
2/9	at No. 22/22 FSU	W, 97-74	Zoe Brooks (21)	Aziaha James (22)	Saniya Rivers (12)	Madison Hayes (12)	Tilda Trygger (16)
2/13	vs. Miami	W, 76-74	Zoe Brooks (8)	Aziaha James (15)	Saniya Rivers (7)	Madison Hayes (19)	Tilda Trygger (10)
2/16	at No. 12/12 UNC	L, 66-65	Zoe Brooks (10)	Aziaha James (16)	Saniya Rivers (14)	Madison Hayes (13)	Tilda Trygger (8)

POINTS-REBOUNDS-ASSISTS

	#0 QUIGLEY	#1 AWOU	#3 JONES	#10 JAMES	#11 COX	#15 WILLIAMSON	#18 TRYGGER	#21 HAYES	#22 RIVERS	#24 STEELE	#35 BROOKS	#42 COLLIER
ETSU (11/5)	4-2-0	5-3-0	2-4-2	17-9-1	0-2-0	0-2-0	3-3-0	11-3-0	11-7-1	0-2-0	21-4-4	6-5-0
1/1 South Carolina (11/10)	0-0-0	0-0-0	16-1-2	13-0-3	0-2-0	4-2-0	2-3-0	3-3-2	4-7-1	0-0-0	11-2-1	4-0-0
Kent State (11/14)	2-4-3	4-2-1	16-3-3	20-9-4	1-2-2	2-2-0	4-3-1	9-8-0	6-5-3	7-0-0	DNP	8-1-0
at TCU (11/17)	DNP	DNP	7-0-0	27-5-2	0-1-0	0-3-0	1-2-1	6-5-0	16-5-2	0-0-0	15-6-3	1-4-0
Coastal Carolina (11/21)	20-6-4	5-9-0	5-0-5	21-7-5	0-1-0	2-1-0	4-2-0	18-4-1	6-5-3	0-0-0	6-9-3	2-2-0
vs. Southern (11/25)	6-2-1	6-1-1	13-5-5	12-3-1	0-1-0	DNP	5-2-0	8-7-0	5-7-3	0-1-1	17-3-3	5-6-0
vs. 7/7 LSU (11/27)	0-1-1	3-4-0	0-1-1	13-2-4	3-4-0	DNP	0-0-0	11-4-2	21-0-2	DNP	12-0-2	2-6-0
18/18 Ole Miss (12/5)	0-0-0	5-4-0	14-5-1	11-5-3	0-1-0	DNP	DNP	6-9-0	10-6-4	DNP	19-3-3	3-9-1
Old Dominion (12/8)	3-3-1	10-7-0	15-4-4	12-2-1	0-6-1	DNP	8-2-0	6-8-0	14-5-4	5-2-1	7-6-2	6-3-1
Davidson (12/11)	0-1-0	1-1-0	0-1-1	21-8-0	2-1-0	DNP	0-1-0	7-10-0	25-11-0	0-1-0	3-2-1	0-2-0
at Louisville (12/15)	0-1-0	0-0-0	18-2-1	11-9-5	0-2-0	DNP	4-10-1	2-6-1	14-13-2	6-1-0	11-3-3	6-4-1
James Madison (12/19)	8-1-0	0-1-0	DNP	21-6-5	0-4-0	DNP	4-7-0	11-5-0	2-6-4	0-1-0	10-3-6	5-4-0
Clemson (12/29)	0-0-1	4-1-0	DNP	15-7-4	3-2-0	DNP	6-3-1	19-9-0	14-3-3	0-1-0	18-4-5	4-1-0
Boston College (1/5)	11-6-1	0-0-0	DNP	17-2-4	4-3-0	DNP	10-3-0	13-5-2	23-11-4	0-3-0	11-11-5	2-1-0
at 24/25 Cal (1/9)	0-1-1	0-0-0	DNP	21-4-0	0-0-0	DNP	19-10-0	3-7-1	12-7-4	0-0-0	14-3-9	2-2-0
at Stanford (1/12)	0-2-1	0-0-0	DNP	15-5-2	0-1-1	DNP	10-5-3	11-5-3	17-11-2	6-3-1	14-1-4	8-1-0
vs. Pittsburgh (1/16)	0-0-1	0-0-0	5-1-1	22-2-4	0-0-0	DNP	4-1-0	13-10-3	15-4-7	4-0-0	14-6-4	6-3-1
vs. Virginia (1/19)	3-0-1	DNP	0-0-0	20-4-2	0-1-0	DNP	9-13-1	19-11-0	6-1-3	DNP	14-2-7	2-0-0
at Syracuse (1/23)	0-0-0	6-5-0	5-3-1	14-1-2	2-0-0	DNP	4-2-0	18-10-0	4-3-6	DNP	19-8-7	2-3-0
vs. Virginia Tech (1/26)	2-1-0	0-2-0	7-3-0	25-5-4	0-3-1	DNP	4-1-0	12-6-0	17-6-1	0-0-1	12-8-3	6-3-0
at Wake Forest (1/30)	0-2-1	5-3-0	17-0-4	7-5-3	2-0-1	DNP	12-3-0	7-7-1	13-4-1	3-0-0	18-4-5	6-1-0
vs. No. 10/10 Duke (2/3)	2-1-0	8-4-0	0-0-2	36-6-0	0-0-0	DNP	5-7-0	8-7-1	13-3-4	DNP	15-4-3	2-2-0
at No. 22/22 FSU (2/9)	0-0-1	4-0-0	6-1-0	22-5-2	0-0-0	DNP	16-14-0	14-9-2	12-3-3	2-1-0	21-7-7	0-0-0
vs. Miami (2/13)	5-2-0	7-5-0	5-1-2	15-6-3	DNP	DNP	10-6-2	19-7-1	7-6-5	DNP	8-1-4	DNP
at No. 12/12 UNC (2/16)	0-1-0	3-2-0	1-1-1	16-7-4	0-0-0	DNP	8-6-1	13-11-1	14-12-4	0-0-0	10-6-0	0-2-0

POINTS LEADER*	Season	NCSU Career
Aziaha James	11	34
Saniya Rivers	4	16
Madison Hayes	2	12
Zoe Brooks	5	6
Zamareya Jones	3	3

REBOUNDS LEADER*	Season	NCSU Career
Madison Hayes	9	25
Saniya Rivers	7	21
Aziaha James	2	8
Zoe Brooks	4	6
Tilda Trygger	5	5
Mallory Collier	2	2
Lorena Awou	1	1
Maddie Cox	-	1

ASSISTS LEADER*	Season	NCSU Career
Saniya Rivers	6	42
Zoe Brooks	12	26
Aziaha James	6	24
Madison Hayes	-	6
Zamareya Jones	4	4
Laci Steele	-	1

STEALS LEADER*	Season	NCSU Career
Saniya Rivers	11	47
Aziaha James	11	36
Zoe Brooks	6	21
Madison Hayes	6	18
Laci Steele	-	4
Maddie Cox	-	2
Lorena Awou	2	2
Tilda Trygger	2	2
Zamareya Jones	1	1
Lizzy Williamson	-	1

BLOCKS LEADER*	Season	NCSU Career
Saniya Rivers	14	43

Madison Hayes	8	25
Zoe Brooks	4	13
Aziaha James	3	11
Maddie Cox	3	8
Tilda Trygger	7	7
Zamareya Jones	4	4
Mallory Collier	1	2
Lorena Awou	1	1
Laci Steele	-	1
Lizzy Williamson	-	1

10+ POINT GAMES	Season	Career
Aziaha James	24	65
Saniya Rivers	17	50
Madison Hayes	14	45
Zoe Brooks	20	38
Lizzy Williamson	-	28
Zamareya Jones	7	7
Tilda Trygger	6	6
Laci Steele	-	3
Devyn Quigley	2	2
Lorena Awou	1	1
Mallory Collier	-	1

20+ POINT GAMES	Season	Career
Aziaha James	11	24
Saniya Rivers	3	9
Madison Hayes	-	4
Lizzy Williamson	-	3
Zoe Brooks	2	2
Devyn Quigley	1	1

30+ POINT GAMES	Season	Career
Aziaha James	1	3
Saniya Rivers	-	1
Lizzy Williamson	-	1

10+ REBOUND GAMES	Season	Career
Lizzy Williamson	-	27

Madison Hayes	5	16
Saniya Rivers	5	10
Tilda Trygger	4	4
Zoe Brooks	1	2

20+ REBOUND GAMES	Season	Career
Lizzy Williamson	-	2

10+ ASSIST GAMES	Season	Career
Zoe Brooks	-	2

DOUBLE-DOUBLES	Season	Career
Lizzy Williamson	-	17
Madison Hayes	4	10
Saniya Rivers	5	8
Zoe Brooks	1	3
Tilda Trygger	2	2

FREE THROWS IN FINAL 5 MIN/OT (NC STATE)	Season	Career
Zoe Brooks	46-66	.697
Madison Hayes	42-60	.700
Aziaha James	40-58	.690
Saniya Rivers	43-70	.614
Laci Steele	9-9	1.000
Tilda Trygger	5-5	1.000
Maddie Cox	5-8	.625
Zamareya Jones	8-14	.571
Mallory Collier	3-7	.429
Lorena Awou	1-5	.200

\*includes ties

**GAME-BY-GAME**

GAME	DATE	RESULT	FG-A	PCT.	3FG-A	PCT.	FT-A	PCT.	OR-DR-TR	PF	A	TO	STL	BLK	HT PTS.
ETSU			22-64	.344	9-33	.273	2-2	1.000	14-16-30	20	7	17	3	1	26
NC State	Nov. 5	W, 80-55	32-67	.478	5-20	.250	11-15	.733	21-28-49	7	8	14	8	4	29
No. 1/1 South Carolina			32-64	.500	4-14	.286	3-6	.500	11-29-40	9	12	20	12	5	39
NC State	Nov. 11	L, 71-57	22-53	.415	6-15	.400	7-10	.700	3-22-25	8	9	21	8	4	30
Kent State			15-57	.263	10-28	.357	11-11	1.000	10-23-33	11	10	17	3	1	28
NC State	Nov. 14	W, 79-51	33-68	.485	8-24	.333	5-7	.714	12-32-44	15	17	10	11	4	33
TCU			33-73	.452	5-19	.263	5-8	.625	9-31-40	12	22	4	2	5	33
NC State	Nov. 17	L, 76-73	29-66	.439	9-26	.346	6-9	.667	6-29-35	14	8	7	2	1	31
Coastal Carolina			24-62	.387	11-28	.393	9-11	.818	7-24-31	15	9	14	6	4	36
NC State	Nov. 21	W, 89-68	36-72	.500	11-29	.379	6-16	.375	19-31-50	6	22	10	7	6	47
Southern			17-56	.304	5-22	.227	8-14	.571	5-26-31	27	10	16	6	2	26
NC State	Nov. 25	W, 77-47	26-56	.464	5-20	.250	20-30	.667	10-32-42	14	15	11	7	4	29
No. 7/7 LSU			29-55	.527	7-14	.500	17-20	.850	12-32-44	16	15	21	6	4	42
NC State	Nov. 27	L, 82-65	23-64	.359	9-26	.346	10-13	.769	10-14-24	13	12	13	8	3	29
No. 18/18 Ole Miss			23-63	.365	3-17	.176	12-18	.667	13-22-35	20	4	14	14	5	21
NC State	Dec. 5	W, 68-61	25-54	.463	8-14	.571	10-20	.500	14-31-45	13	12	22	6	5	37
Old Dominion			20-69	.290	5-27	.185	10-17	.588	19-20-39	21	5	12	6	3	27
NC State	Dec. 8	W, 86-55	30-67	.448	7-23	.304	19-29	.655	21-34-55	16	15	13	6	6	38
Davidson			22-64	.344	10-31	.323	3-4	.750	14-31-45	20	7	13	4	5	27
NC State	Dec. 11	W, 59-57	21-63	.333	3-11	.273	14-21	.667	17-22-44	8	2	9	3	5	28
Louisville			16-67	.239	2-23	.087	8-16	.500	16-24-40	18	5	17	12	2	21
NC State	Dec. 15	W, 72-42	29-66	.439	7-19	.368	7-10	.700	15-38-53	20	14	23	9	4	41
James Madison			18-66	.273	3-24	.125	8-10	.800	10-33-43	19	5	16	7	2	17
NC State	Dec. 19	W, 61-47	25-66	.379	7-28	.250	4-9	.444	11-39-50	10	15	16	6	6	27
Clemson			28-62	.452	15-31	.484	8-10	.800	7-26-33	23	16	12	3	2	37
NC State	Dec. 29	W, 83-79	29-64	.453	7-24	.292	18-27	.667	13-26-39	11	14	7	4	7	36
Boston College			17-74	.230	5-27	.185	13-18	.722	19-25-44	19	5	16	3	1	27
NC State	Jan. 5	W, 91-52	33-65	.508	5-17	.294	20-31	.645	11-40-51	16	16	12	11	5	50
24/25 Cal			31-68	.456	11-30	.367	5-9	.556	13-33-46	16	16	11	1	2	39
NC State	Jan. 9	L, 78-71	29-73	.397	9-23	.391	4-7	.571	13-26-39	11	15	9	3	4	33
Stanford			27-65	.415	7-24	.292	6-6	1.000	11-27-38	12	11	18	5	5	28
NC State	Jan. 12	W, 81-67	33-70	.471	10-25	.400	5-5	1.000	9-27-36	8	17	12	5	4	34
Virginia			26-49	.531	10-21	.476	6-6	1.000	2-31-33	16	11	19	6	8	35
NC State	Jan. 19	W, 73-68	26-70	.371	6-22	.273	15-16	.938	14-20-34	10	14	7	8	2	34
Syracuse			27-74	.365	5-24	.208	7-10	.700	18-31-49	15	16	12	5	4	42
NC State	Jan. 23	W, 74-66	27-66	.409	4-17	.235	16-21	.762	10-30-40	10	16	7	8	4	32
Virginia Tech			24-61	.393	3-16	.188	6-11	.545	6-25-31	15	8	13	3	2	29
NC State	Jan. 26	W, 74-66	36-64	.563	4-10	.400	9-17	.529	8-34-42	11	10	8	9	1	44
Wake Forest			32-62	.516	8-24	.333	11-11	1.000	5-17-22	22	17	17	7	2	41
NC State	Jan. 30	W, 90-83	32-60	.533	4-16	.250	22-33	.667	15-21-36	14	16	14	6	3	47
10/10 Duke			32-75	.427	11-24	.458	8-16	.500	22-19-42	22	19	11	6	2	43
NC State	Feb. 3	W, 89-83	36-59	.610	4-13	.308	13-21	.619	10-26-36	13	10	15	4	6	32
22/22 Florida State			27-69	.391	7-19	.368	13-15	.867	9-29-38	19	11	13	5	6	31
NC State	Feb. 9	W, 97-74	37-74	.500	7-19	.368	16-23	.696	13-31-44	12	15	8	5	6	51
Miami			30-59	.508	10-22	.455	4-4	1.000	3-31-34	17	20	12	3	2	40
NC State	Feb. 13	W, 76-74	31-72	.431	7-27	.259	7-12	.583	12-25-37	7	17	7	6	6	42
No. 12/12 North Carolina			24-66	.364	8-27	.296	10-16	.625	8-27-35	16	7	8	7	2	30
NC State	Feb. 16	L, 66-65	28-71	.394	4-20	.200	5-13	.385	18-37-55	20	11	13	5	4	23

## SPECIALTY SCORING STATS

Opponent (Date)	W/L	PTS OFF TOs		PTS IN PAINT		2ND CHANCE PTS		FAST BREAK PTS		BENCH PTS	
		ST-Opp	Margin	ST-Opp	Margin	ST-Opp	Margin	ST-Opp	Margin	ST-Opp	Margin
ETSU (11/5)	W, 80-55	15-13	+2	42-18	+24	23-12	+11	22-10	+12	20-29	-9
No. 1/1 SC (11/10)	L, 71-57	17-22	-5	30-50	-20	2-12	-10	7-10	-3	22-26	-4
Kent State (11/14)	W, 79-51	18-11	+7	46-6	+40	12-7	+5	18-5	+13	20-7	+13
at TCU (11/17)	L, 76-73	2-9	-7	28-42	-14	4-11	-7	11-9	+2	28-2	+26
Coastal Carolina (11/21)	W, 89-68	15-12	+3	42-20	+22	18-8	+10	15-7	+8	36-16	+20
vs. Southern (11/25)	W, 77-47	21-4	+17	36-16	+20	9-0	+9	6-0	+6	30-10	+20
vs. No. 7/7 LSU (11/27)	L, 82-65	18-16	+2	18-28	-10	9-13	-4	5-11	-6	6-22	-16
No. 18/18 Ole Miss (12/5)	W, 68-61	19-24	-5	30-34	-4	15-9	+6	13-16	-3	19-8	+11
Old Dominion (12/8)	W, 86-55	15-14	+1	40-22	+18	21-24	-3	24-5	+19	41-30	+11
Davidson (12/11)	W, 59-57	10-15	5	28-22	+6	15-12	+3	13-3	+10	3-8	-5
at Louisville (12/15)	W, 72-42	18-8	+10	34-24	+10	15-7	+8	2-4	-2	28-13	+15
James Madison (12/19)	W, 61-47	14-10	+4	20-24	-4	3-4	-1	13-13	0	12-12	0
Clemson (12/29)	W, 83-79	15-8	+7	38-28	+12	19-13	+6	19-7	+12	11-27	-16
Boston College (1/5)	W, 91-52	20-9	+11	46-16	+30	8-11	-3	33-5	+28	17-29	-12
at No. 24/25 (1/9)	L, 78-71	11-11	0	32-36	-4	12-11	+1	2-8	-6	2-5	-3
at Stanford (1/12)	W, 81-67	23-6	+17	40-38	+2	8-9	-1	0-2	-2	14-11	+3
Pittsburgh (1/16)	W, 83-67	21-10	+11	22-36	-14	7-2	+5	7-12	-5	15-2	+13
Virginia (1/19)	W, 73-68	23-10	+13	30-28	+2	12-2	+10	15-11	+4	5-5	0
at Syracuse (1/23)	W, 74-66	22-10	+12	40-36	+4	9-16	-7	24-2	+22	15-14	+1
Virginia Tech (1/26)	W, 85-57	16-2	+14	50-28	+22	2-4	-2	20-5	+15	15-13	+2
at Wake Forest (1/30)	W, 80-83	29-22	+7	44-38	+6	13-7	+6	4-11	-7	33-28	+5
No. 10/10 Duke (2/3)	W, 89-83	11-13	-2	58-34	+24	16-29	-13	36-17	+19	12-25	-13
at No. 22/22 FSU (2/9)	W, 97-74	13-7	+6	52-34	+18	23-5	+18	12-10	+2	12-14	-2
vs. Miami (2/13)	W, 76-74	20-12	+8	40-34	+6	7-2	+5	9-12	-11	17-15	+2
at No. 12/12 UNC (2/16)	L, 66-65	9-8	+1	38-26	+12	18-2	+16	6-9	-3	4-15	-11

## QUARTERS & HALVES

	1Q	2Q	3Q	4Q
NC STATE PTS (avg.)	19.3	16.5	21.9	19.2
OPP PTS (avg.)	15.9	16.5	17.0	15.6
MARGIN (avg.)	+3.4	+0.0	+4.9	+3.6
FG-A	195-425	158-393	206-419	176-397
FG%	.459	.404	.492	.443
OPP FG-A	159-439	156-388	160-384	144-385
OPP FG%	.362	.402	.412	.374
3FG-A	47-120	38-149	43-120	41-124
3FG%	.392	.255	.358	.331
OPP 3FG-A	46-158	49-151	43-136	43-143
OPP 3FG%	.291	.325	.316	.301
FTA	46-82	60-96	78-114	89-133
FT%	.561	.625	.684	.669
OPP FTA	23-33	56-75	66-82	79-118
OPP FT%	.697	.747	.805	.669
REB (avg.)	10.8	9.8	10.1	10.8
REB MARGIN (avg.)	+1.1	0.0	+1.9	+1.4
AST (avg.)	3.8	2.8	3.8	3.2
TO (avg.)	3.3	2.8	2.7	2.9
STL (avg.)	1.4	2.1	1.8	1.4
BLK (avg.)	1.1	1.2	0.9	1.0

<b>MOST 1H POINTS</b>	<b>LARGEST HT DEFICIT</b>
ST 51	ST -13
Opp 43	Opp -23
<b>FEWEST 1H POINTS</b>	<b>LARGEST HT DEFICIT OVERCOME</b>
ST 23	ST -11
Opp 17	Opp N/A
<b>LARGEST HT LEAD</b>	<b>MOST 2H POINTS</b>
ST +23	ST 57
Opp +13	Opp 43 (2x)
<b>LARGEST HT LEAD BLOWN</b>	<b>FEWEST 2H POINTS</b>
ST N/A	ST 31 (3x)
Opp N/A	Opp 21 (2x)

## LEAD/DEFICIT BREAKDOWNS

Opponent (Date)	W/L	1Q SCORE		HT SCORE		3Q SCORE		4Q SCORE		OT SCORE(S)		LARGEST LEAD	LARGEST DEFICIT	TIMES TIED	LEAD CHANGES (MIN.)	TIME LED
		ST-Opp	Margin	ST-Opp	Margin	ST-Opp	Margin	ST-Opp	Margin	ST-Opp	Margin					
ETSU (11/5)	W, 80-55	10-8	+2	29-26	+3	57-47	+10	80-55	+25	-	-	25 (4th, 0:43)	6 (2nd, 4:30)	3	4	33:47
No. 1/1 SC (11/10)	L, 71-57	14-17	-3	30-39	-9	43-58	-15	71-57	-14	-	-	4 (2nd, 6:28)	20 (3rd, 2:47)	6	5	4:49
Kent State (11/14)	W, 79-51	18-14	+4	33-28	+5	56-44	+12	79-51	+28	-	-	31 (4th, 0:34)	-	1	0	38:38
at TCU (11/17)	L, 76-73	18-15	+3	31-33	-2	52-62	-10	73-76	-3	-	-	5 (1st, 0:48)	12 (4th, 9:47)	5	11	8:50
Coastal Carolina (11/21)	W, 89-68	23-17	+6	47-36	+11	67-48	+19	22-20	+2	-	-	26 (4th, 3:33)	-	0	0	38:46
vs. Southern (11/25)	W, 77-47	14-14	+0	29-26	+3	45-38	+7	77-47	+30	-	-	34 (4th, 1:17)	3 (1st, 6:17)	12	9	23:39
vs. No. 7/7 LSU (11/27)	L, 82-65	19-24	-5	29-42	-13	49-61	-12	65-82	-17	-	-	6 (1st, 6:45)	19 (4th, 3:55)	2	3	5:23
No. 18/18 Ole Miss (12/5)	W, 68-61	19-6	+13	37-21	+16	55-38	+17	68-61	+7	-	-	22 (3rd, 5:44)	-	0	0	39:27
Old Dominion (12/8)	W, 86-55	17-19	-2	38-27	+11	66-37	+29	86-55	+31	-	-	33 (4th, 4:32)	8 (1st, 4:54)	1	1	28:52
Davidson (12/11)	W, 59-57	19-19	0	28-27	+1	40-44	-4	59-57	+2	-	-	6 (4th, 2:45)	6 (3rd, 3:17)	5	14	15:21
at Louisville (12/15)	W, 72-42	19-8	+11	41-21	+20	61-34	+27	72-42	+30	-	-	35 (4th, 4:10)	-	0	0	39:56
James Madison (12/19)	W, 61-49	20-7	+13	26-17	+9	42-33	+9	61-47	+14	-	-	17 (4th, 1:33)	1 (1st, 9:13)	0	2	39:19
Clemson (12/29)	W, 83-79	21-19	+2	36-37	-1	61-59	+2	83-79	+4	-	-	12 (4th, 1:41)	8 (3rd, 6:54)	10	13	15:39
Boston College (1/5)	W, 91-52	28-9	+19	50-27	+23	78-42	+36	91-52	+39	-	-	39 (3rd, 1:57)	-	0	0	39:34
at No. 24/25 Cal (1/9)	L, 78-71	20-14	+6	33-39	-6	52-60	-8	71-78	-7	-	-	8 (2nd, 9:47)	9 (3rd, 6:48)	1	2	32:48
at Stanford (1/12)	W, 81-67	12-18	-6	34-28	+6	68-43	+15	81-67	+14	-	-	27 (4th, 9:23)	6 (1st, 3:32)	0	5	24:41
vs. Pittsburgh (1/16)	W, 83-67	23-16	+7	39-35	+4	63-54	+9	83-67	+16	-	-	20 (4th, 3:45)	2 (1st, 9:21)	2	3	37:40
vs. Virginia (1/19)	W, 73-68	16-15	+1	34-35	-1	54-52	+2	73-68	+5	-	-	5 (4th, 0:01)	5 (2nd, 5:25)	16	16	10:47
at Syracuse (1/23)	W, 74-66	15-24	-9	32-42	-10	54-57	-3	74-66	+8	-	-	8 (4th, 0:10)	11 (2nd, 9:36)	5	4	3:20
vs. Virginia Tech (1/26)	W, 85-57	29-12	+17	44-29	+15	68-43	+25	85-57	+28	-	-	30 (4th, 2:04)	-	0	0	39:48
at Wake Forest (1/30)	W, 90-83	21-17	-4	47-41	+6	70-49	+21	90-83	+7	-	-	24 (3rd, 1:58)	10 (2nd, 8:58)	1	4	29:40
vs. No. 10/10 Duke (2/3)	W, 89-83	24-17	+7	43-32	+11	58-62	-4	89-83	+6	-	-	10 (1st, 1:49)	13 (2nd, 2:09)	5	4	14:30
at No. 22/22 FSU (2/9)	W, 97-74	26-14	+12	51-31	+20	72-51	+21	97-74	+23	-	-	26 (3rd, 5:24)	3 (1st, 7:34)	2	3	36:37
vs. Miami (2/13)	W, 76-74	18-26	-8	42-40	+2	66-62	+4	76-74	+2	-	-	7 (4th, 9:18)	10 (1st, 0:12)	7	7	15:51
at No. 12/12 UNC (2/16)	L, 66-65	19-12	+7	30-23	-7	45-48	-3	66-65	-1	-	-	7 (1st, 0:30)	10 (3rd, 9:51)	4	7	17:42

## 2024-25 SINGLE-GAME HIGHS & LOWS

### TEAM HIGHS

	NC STATE	OPPONENTS
POINTS	97 - at No. 22/22 FSU (2/9/25)	83 (2x), No. 10/10 Duke (2/3/25) & Wake Forest (1/30/25)
FG MADE	37 - at No. 22/22 FSU (2/9/25)	33, TCU (11/17/24)
FG ATTEMPTS	74 - at No. 22/22 FSU (2/9/25)	75, No. 10/10 Duke (2/3/25)
FG%	.610 - vs. No. 10/10 Duke (2/3/25)	.531, Virginia (1/19/25)
3FG MADE	13 - vs. Pittsburgh (1/16/25)	15, Clemson (12/29/24)
3FG ATTEMPTS	29 - vs. Coastal Carolina (11/21/24)	33, ETSU (11/5/24)
3FG%	.520 - vs. Pittsburgh (1/16/25)	.500, No. 7/7 LSU (11/27/24)
FREE THROWS MADE	22 - at Wake Forest (1/30/25)	17, No. 7/7 LSU (11/27/24)
FREE THROW ATTEMPTS	33 - at Wake Forest (1/30/25)	20, No. 7/7 LSU (11/27/24)
FREE THROW % (10 ATT.)	.938 (15-16) - vs. Virginia (1/16/25)	1.000 (5x), Last: Wake Forest (1/30/25)
REBOUNDS	56 - vs. Old Dominion (12/8/24)	49, Syracuse (1/23/25)
OFFENSIVE REBOUNDS	21 (2x) - vs. - vs. Old Dominion (12/8/24) & ETSU (11/5/24)	22, No. 10/10 Duke (11/17/24)
ASSISTS	22 - vs. Coastal Carolina (11/21/24)	22, TCU (11/17/24)
STEALS	11 (2x) - vs. Boston College (1/5/25) & Kent State (11/14/24)	14, No. 18/18 Ole Miss (12/5/24)
BLOCKED SHOTS	7 - vs. Clemson (12/29/24)	8, Virginia (1/19/25)
TURNOVERS	23 - at Louisville (12/15/24)	21, No. 7/7 LSU (11/27/24)
FOULS	20 (3x) - Last: at No. 12/12 North Carolina (2/16/25)	27, Southern (11/25/24)

### TEAM LOWS

	NC STATE	OPPONENTS
POINTS	57 - vs. No. 1/1 SC (11/10/24)	42, Louisville (12/15/24)
FG MADE	21 - vs. Davidson (12/11/24)	15, Kent State (11/14/24)
FG ATTEMPTS	53 - vs. No. 1/1 SC (11/10/24)	49, Virginia (1/19/25)
FG%	.333 - vs. Davidson (12/11/24)	.230, Boston College (1/5/25)
3FG MADE	3 - vs. Davidson (12/11/24)	2, Louisville (12/15/24)
3FG ATTEMPTS	10 - vs. Virginia Tech (1/26/25)	14 (2x), No. 7/7 LSU (11/27/24) & No. 1/1 SC (11/10/24)
3FG%	.235 (4-17) - at Syracuse (1/23/25)	.087 (2-23), Louisville (12/15/24)
FREE THROWS MADE	4 (2x) - at Cal (1/9/25) & vs. James Madison (12/19/24)	2, ETSU (11/5/24)
FREE THROW ATTEMPTS	7 (2x) - at Cal (1/9/25) & vs. Kent State (11/14/24)	2, ETSU (11/5/24)
FREE THROW %	.375 (6-16) - vs. Coastal Carolina (11/21/24)	.500 (2x), Louisville (12/15/24) & No. 1/1 SC (11/10/24)
REBOUNDS	24 - vs. No. 7/7 LSU (11/27/24)	22, Wake Forest (1/30/25)
OFFENSIVE REBOUNDS	3 (2x) - vs. Pittsburgh (1/16/25) & No. 1/1 SC (11/10/24)	2, Virginia (1/19/25)
ASSISTS	2 - vs. Davidson (12/11/24)	4, No. 18/18 Ole Miss (12/5/24)
STEALS	3 (2x) - at Cal (1/9/25) & vs. Davidson (12/11/24)	1, Cal (1/9/25)
BLOCKED SHOTS	1 - vs. Virginia Tech (1/26/25)	1 (3x), Last: Boston College (1/5/25)
TURNOVERS	7 (4x) - Last: vs. Miami (2/13/25)	4, TCU (11/17/24)
FOULS	6 - vs. Coastal Carolina (11/21/24)	9, No. 1/1 SC (11/10/24)

### INDIVIDUAL HIGHS

	NC STATE	OPPONENTS
POINTS	36 - Aziaha James vs. No. 10/10 Duke (2/3/25)	31 - Sedona Prince, TCU (11/17/24)
FG MADE	15 - Aziaha James vs. No. 10/10 Duke (2/3/25)	14 - Sedona Prince, TCU (11/17/24)
FG ATTEMPTS	22 - Aziaha James vs. James Madison (12/19/24)	25 - Ashlon Jackson, No. 10/10 Duke (2/3/25)
FG% (min. 5 made)	.789 (15-19) - Aziaha James vs. No. 10/10 Duke (2/3/25)	.667 (8-12) - Taina Mair, No. 10/10 Duke (2/3/25)
3FG MADE	6 - Aziaha James vs. Pittsburgh (1/16/25)	6 (2x) - Ashlon Jackson, Duke (2/3/25) & Hannah Kohn, Clemson (12/29/24)
3FG ATTEMPTS	11 (2x) - Aziaha James vs. James Madison (12/19/24) & at TCU (11/17/24)	14 (2x) - Ashlon Jackson, Duke (2/3/25) & Hannah Kohn, Clemson (12/29/24)
FREE THROWS MADE	9 - Zoe Brooks at Syracuse (1/23/25)	8 - T'wana Todd, Boston College (1/5/25)
FREE THROW ATTEMPTS	10 (3x) - Last: Zoe Brooks at Syracuse (1/23/25)	10 - Toby Fournier, No. 10/10 Duke (2/3/25)
REBOUNDS	14 - Tilda Trygger at FSU (2/9/25)	16 - Sedona Prince, TCU (11/17/24)
OFFENSIVE REBOUNDS	7 - Tilda Trygger vs. Virginia (1/19/25)	5 (4x) - Last: Oluchi Okananwa, Duke (2/3/25)
ASSISTS	9 - Zoe Brooks at Cal (1/9/25)	10 - Hailey Van Lith, TCU (11/17/24)
STEALS	4 (4x) - Last: Saniya Rivers vs. Virginia (1/19/25)	4 (2x) - Savannah Brooks, Coastal Carolina (11/21/24) & Joyce Edwards, No. 1/1 SC (11/10/24)
BLOCKED SHOTS	4 - Saniya Rivers at No. 12/12 North Carolina (2/16/25)	5 - Millie Prior, Davidson (12/11/24)
TURNOVERS	6 - Mallory Collier vs. No. 18/18 Ole Miss (12/5/24)	8 - Joyce Edwards, No. 1/1 SC (11/10/24)

# SINGLE-GAME RECORDS

## TEAM

### MOST POINTS SCORED

1. 137	at Western Carolina	12/8/10
2. 131	vs. UNCG	2/22/19
3. 125	vs. Duke	1/19/78
4. 120	vs. Virginia	1/12/91
5. 119	vs. Wake Forest	1/11/79

### FEWEST POINTS SCORED

1. 38	at Purdue	11/15/06
2. 39	at Duke	2/11/10
3. 42	at FIU	11/28/08
4. 44	at Miami	12/30/15
44	vs. Duke	1/29/03
44	vs. Virginia	1/15/94

### MOST POINTS ALLOWED

1. 123	Virginia	1/21/91
2. 112	Providence	12/3/89
3. 104	Clemson	2/4/84
4. 101	Virginia	1/11/92
5. 100	Wake Forest	2/27/11
100	Minnesota	1/30/91

### FEWEST POINTS ALLOWED

1. 21	Methodist	1/25/75
2. 24	UP-Mayaguez	12/21/03
3. 25	UNC Asheville	11/21/98
4. 27	Presbyterian	12/16/10
5. 29	SEMO	11/11/11
29	North Carolina A&T	12/18/04

### LARGEST MARGIN OF VICTORY

1. 84	vs. UNCG (131-47)	2/22/79
2. 82	vs. Duke (125-43)	1/19/78
3. 77	vs. Delaware State (116-39)	12/21/96
77	at Howard (125-50)	1/13/93
77	vs. UNCG (111-34)	2/5/79
77	at UNCG (116-39)	11/28/78

### FIELD GOALS MADE

1. 58	vs. UNCG	2/22/79
2. 56	vs. Western Carolina	12/8/90
3. 55	at Howard	1/31/93
4. 53	vs. Appalachian State	3/3/81
53	at UNCG	11/28/78

### FIELD GOALS ATTEMPTED

1. 96	vs. Oral Roberts	12/21/91
2. 95	vs. UNCG	2/22/79
3. 94	vs. Central Connecticut	12/28/90
94	vs. East Carolina	11/30/78
5. 93	vs. Western Carolina	12/8/90
93	vs. UNCG	2/15/77

### FIELD GOAL PERCENTAGE

1. .694	vs. Drake (43-62)	11/23/90
2. .683	vs. NC Central (41-60)	11/29/20
3. .679	vs. Howard (55-81)	1/31/93
4. .671	vs. Western Carolina (51-76)	12/8/84
5. .662	vs. Maryland (43-65)	1/2/96

### 3-POINTERS MADE

1. 16	vs. Pitt	2/25/21
16	vs. Mount St. Mary's	12/13/14
3. 15	at Pitt	12/10/21
15	vs. Iowa State	11/25/05
5. 14	4 times; last vs. Virginia Tech	1/24/21

### 3-POINTERS ATTEMPTED

1. 36	vs. Kansas State	11/24/16
-------	------------------	----------

### 3-POINT PERCENTAGE

1. .833	vs. Western Carolina (10-12)	12/8/90
---------	------------------------------	---------

### FREE THROWS MADE

1. 35	vs. Duke	1/19/88
2. 34	vs. Louisville	1/17/16
34	vs. High Point	1/6/78
4. 32	vs. Virginia	1/21/91
5. 31	vs. UCLA	12/28/93
31	vs. Clemson	3/5/83
31	vs. Texas	1/10/81

### FREE THROWS ATTEMPTED

1. 48	vs. Duke	1/19/88
2. 47	vs. High Point	1/6/78
3. 46	vs. Clemson	1/28/80
4. 45	at Duke	1/21/87
45	vs. Texas	1/10/81

### FREE THROW PERCENTAGE (Min. 12 FA)

1. 1.000	vs. Virginia Tech (13-13)	2/8/24
1.000	vs. Elon (17-17)	11/15/23
1.000	vs. Saint Mary's (13-13)	12/12/21
1.000	at Louisville (12-12)	2/1/21
1.000	vs. Auburn (15-15)	3/17/17
1.000	vs. Boston College (15-15)	2/19/10
1.000	at Georgia Tech (19-19)	1/3/85
1.000	at Texas (16-16)	12/1/84

### REBOUNDS

1. 76	vs. Oral Roberts	12/21/91
2. 74	vs. Appalachian State	12/8/76
3. 71	at Chattanooga	12/31/77
4. 68	vs. UNCG	2/22/79
5. 66	at George Mason	11/27/82

### ASSISTS

1. 43	vs. Western Carolina	12/8/84
2. 35	vs. Duke	2/21/89
35	vs. UNCG	2/22/79
35	vs. Wake Forest	1/11/79
5. 34	vs. East Carolina	2/25/91
34	vs. Indiana	12/29/86
34	vs. Rutgers	1/12/85

### STEALS

1. 29	vs. Delaware State	12/21/96
2. 26	vs. North Carolina A&T	12/19/95
3. 25	vs. Syracuse	2/20/22
25	at Howard	1/27/85
25	vs. Duke	1/19/78

### BLOCKS

1. 14	vs. Virginia Tech	1/2/06
2. 12	vs. Virginia	1/8/23
12	vs. Virginia	2/10/11
12	vs. Appalachian State	12/9/77
5. 11	vs. Jacksonville	11/23/11
11	vs. Duke	1/19/09
11	vs. North Carolina	2/23/80
11	at UNCG	11/28/78

### MOST TURNOVERS

1. 37	at Clemson	12/11/76
-------	------------	----------

### FEWEST TURNOVERS

1. 4	vs. Tennessee	3/25/24
4	at Florida State	1/12/23
4	vs. Duke	1/16/22
4	vs. North Carolina	2/21/11

### MARGIN OF VICTORY (HOME)

1. 82	vs. Duke	1/19/78
-------	----------	---------

### MARGIN OF VICTORY (ROAD)

1. 77	at Howard	1/13/93
77	at UNCG	11/28/78

### LARGEST MARGIN OF VICTORY (NEUTRAL)

1. 84	vs. UNCG	2/22/79
-------	----------	---------

### LARGEST MARGIN OF DEFEAT (HOME)

1. 27	vs. North Carolina	1/13/75
-------	--------------------	---------

### LARGEST MARGIN OF DEFEAT (ROAD)

1. 40	at Maryland	1/30/93
-------	-------------	---------

### LARGEST COMBINED SCORE

1. 243	NC State (120)	1/12/91
	Virginia (123)	

## INDIVIDUAL

### POINTS

1. 50	Andrea Stinson at Providence	12/3/89
2. 42	Linda Page at Clemson	2/4/84
42	Linda Page vs. Clemson	3/5/83
4. 41	Trudi Lacey vs. Mercer	2/7/81
5. 39	Linda Page vs. Wake Forest	2/12/85

### FIELD GOALS MADE

1. 21	Andrea Stinson at Providence	12/3/89
2. 18	Linda Page at Clemson	2/4/84
3. 17	Andrea Stinson vs. Georgia Tech	1/7/89
4. 16	Summer Erb vs. Mississippi State	3/13/99
16	Summer Erb at Georgia Tech	1/28/99
16	Summer Erb vs. Idaho State	11/28/98
16	Andrea Stinson at Virginia	1/14/89
16	Linda Page vs. Wake Forest	2/12/85
16	Genia Beasley vs. Old Dominion	2/11/76

### FIELD GOALS ATTEMPTED

1. 31	Linda Page vs. Maryland	3/6/83
2. 27	Shayla Fields vs. Boston College	1/29/09
3. 26	Kiara Leslie at North Carolina	2/24/19
26	Chasity Melvin vs. Louisiana Tech	3/27/98
5. 25	Tynesha Lewis at North Carolina	1/14/01

### 3-POINTERS MADE

1. 9	Myisha Goodwin-Coleman vs. Georgia Tech	2/17/13
9	Jennifer Howard vs. Syracuse	11/28/96
9	Jennifer Howard vs. Syracuse	12/29/95
4. 8	Keisha Brown vs. Iowa State	11/25/05
8	Tammy Gibson at Howard	1/31/93

### 3-POINT PERCENTAGE (5+ ATT.)

1. 1.00	Diamond Johnson vs. Kansas State	3/21/22
1.00	Len'Nique Brown-Hoskin vs. Mount St. Mary's	12/13/14
1.00	Jennifer Howard vs. Wake Forest	2/24/94
4. .857	Tammy Gibson at Washington	12/5/92
5. .833	Aziaha James vs. Davidson	12/15/22
.833	Kiara Leslie vs. Hampton	12/5/18
.833	Aislinn Konig vs. Kent State	11/11/18
.833	Marissa Kastanek vs. Boston College	2/19/10
.833	Megan Zullo vs. North Carolina A&T	12/16/07
.833	Jennifer Howard vs. Georgia Tech	1/15/95

### FREE THROWS MADE

1. 17	Amber White at Wake Forest	2/27/11
17	Linda Page vs. Charlotte	11/24/84
3. 16	Linda Page vs. Clemson	3/5/83
4. 15	Dominique Wilson vs. Louisville	1/17/16
15	Rhonda Mapp vs. Virginia	1/12/91

### FREE THROWS ATTEMPTED

1. 18	Elissa Cunane vs. Elon	12/15/19
18	Amber White at Wake Forest	2/27/11
18	Linda Page vs. Clemson	3/5/83
4. 17	Dominique Wilson vs. Louisville	1/17/16
17	Rhonda Mapp vs. Virginia	1/12/91
17	Debbie Bertrand at North Carolina	1/13/87
17	Linda Page vs. Charlotte	11/24/84

### REBOUNDS

1. 27	Susan Yow vs. East Carolina	1/17/76
2. 22	Chelsea Nelson vs. Duke	3/2/18
3. 21	Rhonda Mapp vs. Georgia Tech	2/23/92
21	Genia Beasley vs. Missouri	3/17/78
5. 20	DD Rogers at Georgetown	12/8/18
20	Kaayla Chones at North Carolina	1/3/00
20	Genia Beasley vs. Appalachian State	12/6/76
20	Trudi Lacey vs. North Carolina	12/6/76

### ASSISTS

1. 13	Raina Perez at North Carolina	2/7/21
13	Krissy Kuziowski at Wake Forest	1/15/92
3. 12	Monica Pope vs. Iowa State	11/25/05
12	Umeki Webb vs. Maryland	1/2/96
12	Danyel Parker at Howard	1/31/93
12	Krissy Kuziowski at George Washington	12/22/92
12	Danyel Parker vs. North Carolina	2/12/91
12	Andrea Stinson vs. California	12/28/89
12	Debbie Bertrand vs. Maryland	2/14/87
12	Carla Hillman vs. Clemson	1/3/87
12	Robyn Mayo vs. Georgia Tech	2/3/85

### BLOCKS

1. 8	Tia Bell vs. Virginia	2/15/09
8	Genia Beasley vs. North Carolina	1/29/79
3. 7	Madison Hayes vs. Virginia	1/8/23
7	Kody Burke vs. Virginia	2/10/11
7	Trena Trice vs. Fairfield	11/29/86

### STEALS

1. 10	Umeki Webb vs. Delaware State	12/21/96
10	Danyel Parker vs. Holy Cross	12/31/90
10	Angela Daye vs. Duke	2/5/86
10	Angie Armstrong at Howard	11/26/82
5. 9	Danyel Parker vs. Florida Atlantic	12/30/92
9	Debbie Bertrand vs. Georgia Tech	1/10/87



# ALL-TIME QUARTER RECORDS

## TEAM

### MOST POINTS SCORED

1.	39	3Q vs. NC Central	11/29/20
2.	37	3Q vs. Wake Forest	2/17/22
3.	36	1Q vs. Charlotte	11/7/23
4.	34	3Q at Stanford	1/12/25
34		1Q vs. Western Carolina	12/16/15

### FEWEST POINTS SCORED

1.	1	1Q vs. Louisville	12/31/17
2.	4	2Q at UNC	2/16/25
4		2Q vs. Notre Dame	3/3/23
4.	5	2Q vs. Charlotte	11/7/23
5		3Q vs. Duke	3/2/18

### FEWEST POINTS ALLOWED

1.	1	2Q at Wake Forest	1/8/17
2.	2	2Q vs. Elon	11/15/23
3.	3	3Q at Old Dominion	11/20/17
3		1Q vs. Wofford	11/12/16
5.	4	10 times: most recently	
		1Q vs. Wake Forest	3/3/24

### MOST POINTS ALLOWED

1.	36	1Q at Louisville	2/28/19
2.	35	4Q vs. Louisville	1/17/16
3.	34	4Q at Wake Forest	1/30/25
34		3Q vs. Notre Dame	2/18/19
5.	32	4Q vs. Wake Forest	2/19/17

### LARGEST QUARTER MARGIN

1.	28 (36-8)	1Q vs. Charlotte	11/7/23
28 (32-4)		2Q vs. Coastal Carolina	12/6/20
3.	26 (32-6)	3Q vs. Coastal Carolina	12/6/20
26 (30-4)		3Q at Pittsburgh	1/23/20
26 (34-8)		1Q vs. Western Carolina	12/16/15

### LARGEST QUARTER DEFICIT

1.	23 (6-29)	3Q vs. South Carolina	4/5/24
23 (13-36)		1Q at Louisville	2/28/19
3.	19 (10-29)	3Q at Notre Dame	2/4/16
4.	18 (5-23)	1Q at Duke	1/7/18
18 (13-31)		4Q at Syracuse	1/12/17

### FIELD GOALS MADE

1.	14	3Q vs. Wake Forest	2/17/22
2.	13	1Q vs. Virginia Tech	1/26/25
13		3Q at Stanford	1/12/24
13		2Q at Pitt	2/11/24
13		1Q vs. Kentucky	11/23/23
13		3Q vs. NC Central	12/29/20
13		1Q vs. Wake Forest	12/17/20

### FIELD GOAL ATTEMPTS

1.	26	3Q vs. Iowa	3/30/19
2.	25	4Q vs. Wake Forest	2/19/17
3.	24	5 times: most recently	
		4Q vs. Virginia	1/19/25

### HIGHEST FG% (min. 10 attempts)

1.	.917 (11-12)	4Q at Duke	2/13/22
2.	.867 (13-15)	1Q vs. Wake Forest	12/17/20
	.867 (13-15)	3Q vs. NC Central	11/29/20
4.	.833 (10-12)	3Q at Clemson	12/30/21
5.	.818 (9-11)	3Q vs. Kentucky	11/23/23
	.818 (9-11)	3Q vs. Pitt	2/25/21

### LOWEST FG% (min. 10 attempts)

1.	.000 (0-15)	1Q vs. Louisville	12/31/17
2.	.056 (1-18)	2Q vs. Charlotte	11/7/23
3.	.125 (2-16)	3Q vs. Duke	3/2/18
	.125 (2-16)	2Q vs. NC Central	12/14/16
	.125 (2-16)	2Q vs. Syracuse	2/14/16

### LOWEST FG% ALLOWED (min. 10 attempts)

1.	.000 (0-11)	2Q, Wake Forest	1/18/17
	.000 (0-14)	1Q, Wofford	11/12/16
3.	.056 (1-18)	1Q, Towson	11/15/21
	.056 (1-18)	2Q, Coastal Carolina	12/6/20
5.	.063 (1-16)	4Q, Louisville	1/22/23
	.063 (1-16)	4Q, North Carolina	1/6/22

### HIGHEST FG% ALLOWED (min. 10 attempts)

1.	.800 (12-16)	3Q, Florida State	1/12/23
	.800 (12-15)	3Q, Georgia Tech	2/16/20
3.	.786 (11-14)	1Q, Boston College	3/7/20
4.	.769 (10-13)	4 times: most recently	
		1Q, Georgia Tech	2/18/24

### 3-POINTERS MADE

1.	8	3Q vs. Wake Forest	2/17/22
2.	7	5 times: most recently	
		2Q vs. Virginia Tech	1/24/21

### HIGHEST 3PT% (min. 5 attempts)

1.	1.000 (5-5)	4Q vs. Florida	11/14/21
	1.000 (6-6)	1Q vs. Wake Forest	12/17/20
	1.000 (7-7)	2Q at Virginia	3/1/20
	1.000 (5-5)	1Q at Virginia	3/1/20
5.	.889 (8-9)	3Q vs. Wake Forest	2/17/22

### TOTAL REBOUNDS

1.	21	1Q vs. Liberty	12/10/23
2.	20	1Q vs. Mount St. Mary's	11/13/22
3.	19	4Q vs. Syracuse	2/20/22
4.	18	12 times: most recently	
		2Q vs. Elon	11/15/23

### REBOUND MARGIN

1.	16 (18-2)	4Q vs. Mount St. Mary's	11/13/22
2.	14 (18-4)	2Q vs. Elon	11/15/23
14 (19-5)		4Q vs. Syracuse	2/20/22
4.	13	4 times	
		Last: 1Q vs. Mount St. Mary's	11/13/22

## INDIVIDUAL

### SCORING

1.	19	Aziaha James	1Q vs. Charlotte	11/7/23
2.	18	Dominique Wilson	4Q vs. Louisville	1/17/16
3.	16	Aziaha James	3Q vs. Stanford	3/29/24
16		Aziaha James	1Q vs. Louisville	2/5/24
5.	15	Aziaha James	4Q vs. Duke	2/3/25
15		Devyn Quigley	4Q vs. Coastal Carolina	11/21/24
15		Saniya Rivers	3Q vs. UConn	11/12/23
15		Dominique Wilson	4Q at North Carolina	1/29/17

### REBOUNDING

1.	9	Tilda Trygger	4Q vs. Virginia	1/19/25
9		Elissa Cunane	3Q vs. North Carolina	1/26/20
3.	8	Elissa Cunane	4Q at Boston College	12/13/20
8		Kayla Jones	4Q at South Carolina	12/3/20
8		Jada Boyd	3Q vs. Wake Forest	1/19/20
8		Elissa Cunane	1Q vs. North Texas	12/1/19
8		Chelsea Nelson	2Q vs. Duke	3/2/18

### FIELD GOALS MADE

1.	6	Aziaha James	4Q vs. Duke	2/3/25
6		Aziaha James	1Q vs. Davidson	12/11/24
6		Devyn Quigley	4Q vs. Coastal Carolina	11/21/24
6		Aziaha James	1Q vs. Louisville	2/5/24
6		River Baldwin	1Q vs. Florida State	1/4/24
6		Mimi Collins	1Q vs. Elon	11/15/23
6		Saniya Rivers	3Q vs. UConn	11/12/23

### FIELD GOAL ATTEMPTS

1.	11	Saniya Rivers	4Q vs. Davidson	12/11/24
11		Madison Hayes	3Q at Pitt	2/11/24
3.	10	Dominique Wilson	3Q at Liberty	11/20/15
4.	9	Aziaha James	4Q vs. Virginia	1/19/25
9		Aziaha James	3Q at Louisville	12/15/24
9		Devyn Quigley	4Q vs. Coastal Carolina	11/21/24
9		Diamond Johnson	4Q at Notre Dame	2/1/22
9		Kiara Leslie	3Q vs. Iowa	3/30/19
9		Kiara Leslie	1Q vs. North Carolina	2/3/19
9		Dominique Wilson	1Q vs. Indiana	12/1/16
9		Dominique Wilson	1Q at North Carolina	2/21/16

### 3-POINTERS MADE

1.	4	Zamareya Jones	2Q vs. Ole Miss	12/5/24
4		Aziaha James	4Q vs. Chattanooga	3/23/24
4		Aziaha James	1Q vs. Charlotte	11/7/23
4		Aislinn Konig	4Q vs. NC Central	12/14/16
5.	3	41 times: most recently		
		Aziaha James	4Q vs. Pittsburgh	1/16/25

This year in red

## 24-25 BEST QUARTERS

Most points scored.....	34 - 3Q at Stanford (1/12/25)
Fewest points allowed..	6 (2x) - 1Q at Louisville (12/15/24) & 1Q vs. Ole Miss (12/5/24)
FG made .....	13 (2x) - 1Q vs. Virginia Tech (1/26/25) & 3Q at Stanford (1/12/25)
FG% (min. 10 attempts) .....	.765 (13-17) - 1Q vs. Virginia Tech (1/26/25)
Fewest opponent FG made .....	2 (3x) - Last: 2Q, Davidson (12/11/24)
Lowest opponent FG% (min. 10 attempts).....	.133 - 2Q, Davidson (12/11/24)
3FG made .....	5 (2x) - 1Q vs. Pitt (1/16/25) & 2Q vs. Ole Miss (12/5/24)
3FG% (min. 5 attempts) .....	.714 (5-7) - 2Q vs. Ole Miss (12/5/24)
FT made .....	11 - 3Q vs. Boston College (1/5/25)
FT% (min. 5 attempts).....	1.000 (2x) (4-4, 8-8) - 3Q & 4Q vs. Virginia (1/19/25)
Most rebounds .....	16 (7x) - Last: 1Q at North Carolina (2/16/25)
Largest rebound margin.....	+10 - 3Q at Louisville (12/15/24)
Most assists .....	8 (2x) - 1Q vs. BC (1/5/25) & 3Q vs. ODU (12/8/24)
Fewest turnovers .....	0 (2x) - 3Q at UNC (2/16/25) & 4Q vs. VT (1/26/25)
Most steals .....	5 - 2Q vs. James Madison (12/19/24)
Most blocks .....	4 - 2Q vs. Coastal Carolina (11/21/24)
Fewest personal fouls .....	0 (7x) - Last: 4Q vs. Miami (2/13/25)

## 24-25 LOW QUARTERS

Fewest points scored .....	4 - 2Q at North Carolina (2/16/25)
Most points allowed .....	29 - 3Q at TCU (11/17/24)
Fewest FG made .....	2 - 2Q at North Carolina (2/16/25)
Lowest FG% (min. 10 attempts).....	.133 (2-15) - 1Q at North Carolina (2/16/25)
Most opponent FG made..	12 (2x) - 4Q at WFU (1/30/25) & 3Q at TCU (11/17/24)
Highest opponent FG% (min. 10 attempts).....	.733 (11-15) - 1Q at WFU (1/30/25)
Fewest 3FG made.....	0 (12x) - Last: 2Q at North Carolina (2/16/25)
Lowest 3FG% (min. 5 attempts).....	.000 (4x) - Last: 2Q at North Carolina (2/16/25)
Fewest FT made .....	0 (20x), Last: 3Q at North Carolina (2/16/25)
Lowest FT% (min. 5 attempts).....	.143 (1-7) - 1Q vs. Coastal Carolina (11/21/24)
Fewest rebounds .....	3 (3x) - Last: 2Q vs. LSU (11/27/24)
Worst rebound margin .....	-11 - 2Q vs. LSU (11/27/24)
Fewest assists .....	0 (4x) - Last: 2Q at North Carolina (2/16/25)
Most turnovers .....	9 - 1Q vs. SC (11/10/24)
Fewest steals .....	0 (15x) - Last: 4Q at UNC (2/16/25)
Fewest blocks .....	0 (28x) - Last: 2Q vs. North Carolina (2/16/25)
Most personal fouls.....	11 - 2Q vs. Pittsburgh (1/16/25)



# WES MOORE

**12TH YEAR AT NC STATE // 36TH YEAR AS HEAD COACH**  
**Overall: 851-262 (.765) • NC State: 293-93 (.759) • ACC: 139-56 (.713)**

## CAREER QUICK FACTS

**Completed seasons: 35**      **Completed winning seasons: 34**      **Postseason appearances: 29**  
**20+ win seasons: 31**      **25+ win seasons: 15**      **Coach of the Year honors: 14**

## NC STATE CAREER HIGHLIGHTS

- Hired by NC State in April 2013 as the fourth head coach in program history
- 2021 WBCA National Coach of the Year, 2019 Associated Press National Coach of the Year runner-up, multi-time finalist for the Naismith Women's Coach of the Year (2019, 2021, 2022)
- Earned his first Final Four berth of career in year 35 as head coach with 2023-24 squad, which was the program's second-ever Final Four berth, and guided the Pack to the Elite Eight in two of last three years (2021-22, 2023-24) after just one other berth in program history (1998)
- The 2021-22 team secured the first ACC regular season title in 32 years with a 17-1 league mark, which set a single-season program record for ACC wins and was the first NC State team since 1984-85 to sweep regular season and tournament crowns
- Guided the Pack to the 2020 ACC Tournament title, the program's first conference tournament championship win since 1991, and to repeats in 2021 and 2022 for the team's first back-to-back tournament crowns, while the 2024 squad also appeared in ACCT title game
- Coached his 2020-21 NC State squad to two victories over top-ranked opponents (No. 1 South Carolina on Dec. 3 and No. 1 Louisville on Feb. 11), making his team just the third in the last 20 years to defeat two AP No. 1s in one season
- Saw program-best four-straight NCAA Sweet 16 berths (2018, 19, 21, 22) with the team's trip in 2018 being the first since 2007
- Earned four final AP Top 10 rankings in a row from 2018-19 through 2021-22, finishing in the final AP Top 25 in 2016-17 and 2017-18
- Authored wins over 10 top five teams at NC State: #2 ND (2016-17), #1 SC/#1 Louisville/#5 Louisville (2020-21), #2 Maryland/#3 Louisville (2021-22) and #2 UConn/#3 Colorado/#5 Stanford/#4 Texas (2023-24)
- Moore's 2018-19 squad achieved the longest winning streak and best start to a season in program history (21-0), making the Pack the last remaining men's or women's NCAA DI team without a loss that year
- Earned 800th victory of his head coaching career on March 2, 2023, becoming the fifth active and 15th ever NCAA DI WBB coach to do so at the time
- Reached 200 wins at NC State on Dec. 12, 2021, becoming the fifth-fastest head coach ever to reach that milestone at an ACC program
- Hit 100 ACC wins on Feb. 3, 2022, becoming the fourth-fastest head coach to reach that milestone and 11th ACC coach of all time
- The 2020-21 Wolfpack team went 10-0 on Kay Yow Court for the second perfect home record in program history
- Served as women's basketball assistant coach at NC State from 1993-1995 under legendary head coach Kay Yow and during that time, the Wolfpack went 34-24 and reached the NCAA Tournament Sweet 16
- All of Moore's seasons in Raleigh have been winning seasons and 10 have included 20+ victories

## THE MOORE FILE

**NC STATE**  
 Head Coach  
 (2013 - pres.)

Record: 293-93 (140-56 ACC)

### CHATTANOOGA

Head Coach  
 (1998-2013)  
 Record: 358-113

### FRANCIS MARION

Head Coach  
 (1995-1998)  
 RECORD: 69-20

### NC STATE

Assistant Coach  
 (1993-1995)  
 RECORD: 34-24

### MARYVILLE COLLEGE

Head Coach  
 (1987-1993)  
 RECORD: 131-36

## CONFERENCE COACH OF THE YEAR (14 HONORS)

Maryville College : 1990, 1992, 1993  
 Francis Marion : 1997  
 Chattanooga : 2000, 2004, 2005, 2006, 2008, 2013  
 NC State : 2014 (ESPNW), 2017 (ACC),  
 2021 (ACC Coaches), 2022

## PERSONAL

Hometown: Dallas, Texas  
 Education: Johnson University ('84, B.S. in Religion),  
 Tennessee ('86, B.S. and M.S. in Physical Education)

## MOORE AS HEAD COACH

YEAR	SCHOOL	RECORD	CONF.	CONF. FINISH (*TOURN. CHAMP)	POSTSEASON
1987-88	Maryville College	15-12			
1988-89	Maryville College	23-6			NCAA
1989-90	Maryville College	23-5			NCAA
1990-91	Maryville College	23-6			NCAA
1991-92	Maryville College	24-4			NCAA
1992-93	Maryville College	23-3			NCAA
1995-96	Francis Marion	18-9			
1996-97	Francis Marion	21-8			NCAA
1997-98	Francis Marion	30-3			NCAA
1998-99	Chattanooga	10-17	8-10	T-7th	
1999-00	Chattanooga	26-5	17-1	1st	WNIT Second Round
2000-01	Chattanooga	24-7	15-3	T-1st *	NCAA
2001-02	Chattanooga	23-8	14-4	T-1st *	NCAA
2002-03	Chattanooga	26-5	16-2	1st *	NCAA
2003-04	Chattanooga	29-3	20-0	1st *	NCAA Second Round
2004-05	Chattanooga	25-5	19-1	1st	WNIT Second Round
2005-06	Chattanooga	27-4	18-0	1st *	NCAA
2006-07	Chattanooga	25-8	15-3	T-1st *	NCAA
2007-08	Chattanooga	29-4	18-0	1st *	NCAA
2008-09	Chattanooga	22-10	17-3	1st	WNIT
2009-10	Chattanooga	24-9	16-4	1st *	NCAA
2010-11	Chattanooga	17-14	13-7	3rd	
2011-12	Chattanooga	22-10	16-4	3rd	WNIT
2012-13	Chattanooga	29-4	19-1	1st *	NCAA
2013-14	NC State	25-8	11-5	4th	NCAA
2014-15	NC State	18-15	7-9	T9th	WNIT Third Round
2015-16	NC State	20-11	10-6	T5th	
2016-17	NC State	23-9	12-4	T4th	NCAA Second Round
2017-18	NC State	26-9	11-5	T4th	NCAA Sweet 16
2018-19	NC State	28-6	12-4	T3rd	NCAA Sweet 16
2019-20	NC State	28-4	14-4	2nd *	Canceled
2020-21	NC State	22-3	12-2	2nd *	NCAA Sweet 16
2021-22	NC State	32-4	17-1	1st *	NCAA Elite Eight
2022-23	NC State	20-12	9-9	T8th	NCAA
2023-24	NC State	31-7	13-5	2nd	NCAA Final Four
2024-25	NC State	20-5	12-2	-	-
<b>TOTALS</b>		<b>851-261</b>			<b>24 NCAA, 5 WNIT</b>



**0 Devyn Quigley | Fr. | 5-11 | G | Manchester, N.J. (Manchester Township)**

**CAREER STATS**

<b>POINTS</b>	
Conference	11 - vs. Boston College (1/5/25)
NCAAT	20 - vs. Boston College (1/5/25)
Season	20 - vs. Coastal Carolina (11/21/24)
Career	20 - vs. Coastal Carolina (11/21/24)
<b>REBOUNDS</b>	
Conference	6 - vs. Boston College (1/5/25)
NCAAT	6 - vs. Boston College (1/5/25)
Season	6 - vs. Boston College (1/5/25)
Career	6 - vs. Boston College (1/5/25)
<b>FG MADE</b>	
Conference	5 - vs. Boston College (1/5/25)
NCAAT	8 - vs. Coastal Carolina (11/21/24)
Season	8 - vs. Coastal Carolina (11/21/24)
Career	8 - vs. Coastal Carolina (11/21/24)
<b>FG ATTEMPTED</b>	
Conference	9 - vs. Boston College (1/5/25)
NCAAT	13 - vs. Coastal Carolina (11/21/24)
Season	13 - vs. Coastal Carolina (11/21/24)
Career	13 - vs. Coastal Carolina (11/21/24)
<b>3FG MADE</b>	
Conference	1 - vs. Virginia (1/19/25)
NCAAT	4 - vs. Coastal Carolina (11/21/24)
Season	4 - vs. Coastal Carolina (11/21/24)
Career	4 - vs. Coastal Carolina (11/21/24)
<b>3FG ATTEMPTED</b>	
Conference	3 - vs. Clemson (12/29/24)
NCAAT	7 - vs. Coastal Carolina (11/21/24)
Season	7 - vs. Coastal Carolina (11/21/24)
Career	7 - vs. Coastal Carolina (11/21/24)
<b>FT MADE</b>	
Conference	1 - vs. Boston College (1/5/25)
NCAAT	2 (2x) - vs. JMU (12/19/24) & ETSU (11/5/24)
Season	2 (2x) - vs. JMU (12/19/24) & ETSU (11/5/24)
Career	2 (2x) - vs. JMU (12/19/24) & ETSU (11/5/24)
<b>FT ATTEMPTED</b>	
Conference	1 (2x) - vs. BC (1/5/25) & Clemson (12/29/24)
NCAAT	2 (2x) - vs. JMU (12/19/24) & ETSU (11/5/24)
Season	2 (2x) - vs. JMU (12/19/24) & ETSU (11/5/24)
Career	2 (2x) - vs. JMU (12/19/24) & ETSU (11/5/24)
<b>ASSISTS</b>	
Conference	1 (6x) - Last: at FSU (2/9/25)
NCAAT	4 - vs. Coastal Carolina (11/21/24)
Season	4 - vs. Coastal Carolina (11/21/24)
Career	4 - vs. Coastal Carolina (11/21/24)
<b>STEALS</b>	
Conference	1 (2x) - vs. Pitt (1/16/25) & BC (1/5/25)
NCAAT	1 (5x) - Last: vs. Pitt (1/16/25)
Season	1 (5x) - Last: vs. Pitt (1/16/25)
Career	1 (5x) - Last: vs. Pitt (1/16/25)
<b>BLOCKS</b>	
Conference	-
NCAAT	-
Season	-
Career	-
<b>MINUTES</b>	
Conference	26 - vs. Boston College (1/5/25)
NCAAT	26 - vs. Boston College (1/5/25)
Season	26 - vs. Boston College (1/5/25)
Career	26 - vs. Boston College (1/5/25)

**NOTABLE STATS**

STAT	24-25	CAREER
Double Figure Pts.	2	2
Double Figure Rebs.	-	-
Double-Doubles	-	-
5+ Assists	-	-
3+ Blocks	-	-
3+ Steals	-	-
Led Team in Pts.	-	-
Led Team in Rebs.	-	-
Led Team in Ass.	-	-
20+ Points	1	1
30+ Points	-	-

**SEASON STATS**

GP/GS	PPG	RPG	FG%	3FG%	FT%	APG	BPG	SPG	MPG
24/0	2.8	1.5	.410	.417	.667	0.7	0.0	0.2	8.7

**GAME NOTES**

- Recorded one rebound and played five minutes at No. 12/12 North Carolina
- Earned second 10+ point game of her career with 11 points, six rebounds and one steal vs. Boston College
- Logged career-high 20 points off the bench with six boards and four assists vs. Coastal Carolina
- Became the first Pack freshman since Elissa Cunane (2019) to log 20 points in a game
- Ranked No. 47 at the time of her signing in the 2024 HoopGuriz Recruiting Rankings - ESPN 100 and was given an ESPN scout's grade of 94 and a four-star recruit
- Tallied 32.7 points, 10.4 rebounds, 2.6 assists and 3.9 steals per game as a senior at Manchester Township
- Logged 25 20+ point games, 18 30+ point games and eight 50+ point games as a senior in high school
- Finished her high school career with 2,627 points, which broke the Shore Conference girls basketball record

**FASTBREAK**

- NC State felt like home, and she got to school in late June (day after she graduated)
- Played against Zoe in AAU in New Jersey a few times
- Pregame rituals: Starbucks or Dunkin coffee and rap music before games
- Loves going to the beach
- Wore #0 in high school and played soccer and volleyball

**2024-25 STATS**

Opponent	Date	GS	MIN	Total			3-Pointers			Free throws			Rebounds				PF	A	TO	BLK	STL	PTS	AVG
				FG-FGA	PCT	3FG-3FGA	PCT	FT-FTA	PCT	OFF	DEF	TOT	AVG										
ETSU	11/05/2024		13:22	1-2	.500	0-1	.000	2-2	1.000	1	1	2	2.0	1	0	0	0	0	0	4	4.0		
vs South Carolina	11/10/2024		04:57	0-2	.000	0-1	.000	0-0	.000	0	0	0	1.0	0	0	0	0	0	0	0	2.0		
Kent St.	11/14/2024		18:03	1-4	.250	0-2	.000	0-0	.000	1	3	4	2.0	1	3	1	0	0	2	2.0			
Coastal Carolina	11/21/2024		18:50	8-13	.615	4-7	.571	0-1	.000	4	2	6	3.0	0	4	0	0	1	20	6.5			
vs Southern U.	11/25/2024		14:09	2-3	.667	2-3	.667	0-0	.000	0	2	2	2.8	2	1	1	0	1	6	6.4			
vs LSU	11/27/2024		07:20	0-2	.000	0-0	.000	0-0	.000	1	0	1	2.5	0	1	0	0	0	0	5.3			
Ole Miss	12/05/2024		02:26	0-0	.000	0-0	.000	0-0	.000	0	0	0	2.1	0	0	0	0	0	0	4.6			
Old Dominion	12/08/2024		16:50	1-2	.500	1-1	1.000	0-0	.000	2	1	3	2.3	1	1	0	0	0	3	4.4			
Davidson	12/11/2024		03:16	0-0	.000	0-0	.000	0-0	.000	0	1	1	2.1	0	0	0	0	0	0	3.9			
at Louisville	12/15/2024		04:53	0-4	.000	0-0	.000	0-0	.000	1	0	1	2.0	0	0	1	0	0	0	3.5			
James Madison	12/19/2024		08:43	2-3	.667	2-3	.667	2-2	1.000	0	1	1	1.9	0	0	1	0	1	8	3.9			
Clemson	12/29/2024		12:45	0-4	.000	0-3	.000	0-1	.000	0	0	0	1.8	0	1	0	0	0	0	3.6			
Boston College	01/05/2025		25:52	5-9	.556	1-1	1.000	1-1	1.000	5	1	6	2.1	3	1	2	0	1	11	4.2			
at California	01/09/2025		04:01	0-1	.000	0-0	.000	0-0	.000	0	1	1	2.0	0	1	0	0	0	0	3.9			
at Stanford	01/12/2025		07:06	0-4	.000	0-0	.000	0-0	.000	1	1	2	2.0	0	1	0	0	0	0	3.6			
Pittsburgh	01/16/2025		01:02	0-0	.000	0-0	.000	0-0	.000	0	0	0	1.9	0	0	0	0	1	0	3.4			
Virginia	01/19/2025		07:23	1-1	1.000	1-1	1.000	0-0	.000	0	0	0	1.8	0	1	0	0	0	3	3.4			
at Syracuse	01/23/2025		01:11	0-0	.000	0-0	.000	0-0	.000	0	0	0	1.7	0	0	0	0	0	0	3.2			
Virginia Tech	01/26/2025		10:00	1-1	1.000	0-0	.000	0-0	.000	0	1	1	1.6	0	0	0	0	0	2	3.1			
at Wake Forest	01/30/2025		10:00	0-1	.000	0-0	.000	0-0	.000	2	0	2	1.7	0	1	3	0	0	0	3.0			
Duke	02/03/2025		04:20	1-1	1.000	0-0	.000	0-0	.000	1	0	1	1.6	0	0	0	0	0	2	2.9			
at Florida St.	02/09/2025		01:17	0-0	.000	0-0	.000	0-0	.000	0	0	0	1.5	0	1	0	0	0	0	2.8			
Miami (FL)	02/13/2025		06:43	2-3	.667	0-0	.000	1-2	.500	1	1	2	1.6	1	0	0	0	0	5	2.9			
at North Carolina	02/16/2025		05:12	0-1	.000	0-1	.000	0-0	.000	0	1	1	1.5	0	0	1	0	0	0	2.8			
<b>Totals</b>		<b>0</b>	<b>209:41</b>	<b>25-61</b>	<b>.410</b>	<b>10-24</b>	<b>.417</b>	<b>6-9</b>	<b>.667</b>	<b>20</b>	<b>17</b>	<b>37</b>	<b>1.5</b>	<b>9</b>	<b>17</b>	<b>10</b>	<b>0</b>	<b>5</b>	<b>66</b>	<b>2.8</b>			

**Player Averages**

Games Played	Minutes/ game	Points/ game	FG Pct	3FG Pct	FT Pct	Rebounds/ game	Assists/ game	Turnovers/ game	Assist/Turnover ratio	Steals/ game	Blocks/ game
24	8.7	2.8	41.0	41.7	66.7	1.5	0.7	0.4	1.7	0.2	0.0

**CAREER STATS**

SEASON	TEAM	GP-GS	MIN/AVG	Field Goals		3-Point		F-Throws		Rebounds				Scoring						
				FG-FGA	FG%	3FG-3FGA	3FG%	FT-FTA	FT%	OFF	DEF	TOT	AVG	PF-FO	A	TO	BLK	STL	PTS	AVG
2024-25	NCSU	24-0	210/8.7	25-61	.410	10-24	.417	6-9	.667	20	17	37	1.5	9-0	17	10	0	5	66	2.8
<b>TOTAL</b>		<b>24-0</b>	<b>210/8.7</b>	<b>25-61</b>	<b>.410</b>	<b>10-24</b>	<b>.417</b>	<b>6-9</b>	<b>.667</b>	<b>20</b>	<b>17</b>	<b>37</b>	<b>1.5</b>	<b>9-0</b>	<b>17</b>	<b>10</b>	<b>0</b>	<b>5</b>	<b>66</b>	<b>2.8</b>



**1** Lorena Awou | Fr. | 6-5 | F | East Moline, Ill. (United Township)

**CAREER STATS**

**POINTS**  
 Conference..... 8 - vs. Duke (2/3/25)  
 NCAAAT .....  
 Season ..... 10 - vs. Old Dominion (12/8/24)  
 Career ..... 10 - vs. Old Dominion (12/8/24)

**REBOUNDS**  
 Conference..... 5 - at Syracuse (1/23/25)  
 NCAAAT .....  
 Season ..... 9 - vs. Coastal Carolina (11/21/24)  
 Career ..... 9 - vs. Coastal Carolina (11/21/24)

**FG MADE**  
 Conference..... 4 - vs. Duke (2/3/25)  
 NCAAAT .....  
 Season ..... 4 (2x) - vs. Duke (2/3/25) & ODU (12/8/24)  
 Career ..... 4 (2x) - vs. Duke (2/3/25) & ODU (12/8/24)

**FG ATTEMPTED**  
 Conference..... 6 - vs. Miami (2/13/25)  
 NCAAAT .....  
 Season ..... 6 (3x) - Last: vs. Miami (2/13/25)  
 Career ..... 6 (3x) - Last: vs. Miami (2/13/25)

**3FG MADE**  
 Conference.....  
 NCAAAT .....  
 Season .....  
 Career .....

**3FG ATTEMPTED**  
 Conference.....  
 NCAAAT .....  
 Season .....  
 Career .....

**FT MADE**  
 Conference..... 3 - at Wake Forest (1/30/25)  
 NCAAAT .....  
 Season ..... 3 - at Wake Forest (1/30/25)  
 Career ..... 3 - at Wake Forest (1/30/25)

**FT ATTEMPTED**  
 Conference..... 6 - at Wake Forest (1/30/25)  
 NCAAAT .....  
 Season ..... 6 (2x) - at WFU (1/30/25) vs. Old Dominion (12/8/24)  
 Career ..... 6 (2x) - at WFU (1/30/25) vs. Old Dominion (12/8/24)

**ASSISTS**  
 Conference.....  
 NCAAAT .....  
 Season ... 1 (2x) - vs. Southern (11/25/24) & Kent State (11/14/24)  
 Career ... 1 (2x) - vs. Southern (11/25/24) & Kent State (11/14/24)

**STEALS**  
 Conference..... 1 (3x) - Last: vs. Miami (2/13/25)  
 NCAAAT .....  
 Season ..... 3 - vs. Kent State (11/14/24)  
 Career ..... 3 - vs. Kent State (11/14/24)

**BLOCKS**  
 Conference..... 2 - vs. Clemson (12/29/24)  
 NCAAAT .....  
 Season ..... 2 - vs. Clemson (12/29/24)  
 Career ..... 2 - vs. Clemson (12/29/24)

**MINUTES**  
 Conference..... 16 - at Syracuse (1/23/25)  
 NCAAAT .....  
 Season ... 19 (2x) - vs. ODU (12/8/24) & Coastal (11/21/24)  
 Career ... 19 (2x) - vs. ODU (12/8/24) & Coastal (11/21/24)

**SEASON STATS**

GP/GS	PPG	RPG	FG%	3FG%	FT%	APG	BPG	SPG	MPG
23/0	3.3	2.3	.484	.000	.341	0.1	0.3	0.3	8.3

**GAME NOTES**

- Coming off three points and two rebounds in 4.5 minutes at No. 12/12 North Carolina
- Logged big game w/ eight points, off 4-of-4 FG, w/ four rebounds and one block vs. No. 10/10 Duke
- Recorded a career-high 10 points with seven rebounds in 19 minutes vs. Old Dominion
- Pulled down a team-tying high nine rebounds and had five points and one block vs. Coastal Carolina
- Ranked No. 5 in the State of Illinois in the Prep Girls Hoops Rankings
- Named Class 4A Illinois Media First Team All-State, averaging 18.7 points and 11.9 rebounds per game
- Awarded News-Gazette All-First Team selection
- Her 12.2 rebounds per game as a senior led the conference last season
- Surpassed 1,000 career points and 1,000 career rebounds in high school and is the career rebounding record holder

**FASTBREAK**

- Big contributors to picking NC State: the Raleigh community and style of play
- Chicago sports fan
- Likes to run the ball up and down the court
- Only started playing basketball her freshman year of high school and was a great volleyball player
- Pregame rituals: talks to herself in the mirror before each game with positive affirmations

**2024-25 STATS**

Opponent	Date	GS	MIN	Total		3-Pointers		Free throws		Rebounds				PF	A	TO	BLK	STL	PTS	AVG	
				FG-FGA	PCT	3FG-3FGA	PCT	FT-FTA	PCT	OFF	DEF	TOT	AVG								
ETSU	11/05/2024		11:12	2-5	.400	0-0	.000	1-2	.500	3	0	3	3.0	1	0	3	0	0	5	5.0	
vs South Carolina	11/10/2024		02:25	0-0	.000	0-0	.000	0-0	.000	0	0	0	1.5	1	0	1	0	0	0	2.5	
Kent St.	11/14/2024		07:26	2-4	.500	0-0	.000	0-0	.000	2	0	2	1.7	1	1	2	0	3	4	3.0	
Coastal Carolina	11/21/2024		17:55	2-6	.333	0-0	.000	1-4	.250	6	3	9	3.5	0	0	0	1	0	5	3.5	
vs Southern U.	11/25/2024		14:03	3-4	.750	0-0	.000	0-2	.000	0	1	1	3.0	2	1	2	0	0	6	4.0	
vs LSU	11/27/2024		14:56	1-4	.250	0-0	.000	1-4	.250	2	2	4	3.2	4	0	4	0	1	3	3.8	
Ole Miss	12/05/2024		11:38	2-4	.500	0-0	.000	1-3	.333	2	2	4	3.3	1	0	1	0	0	5	4.0	
Old Dominion	12/08/2024		19:17	4-6	.667	0-0	.000	2-6	.333	6	1	7	3.8	2	0	3	0	0	10	4.8	
Davidson	12/11/2024		07:53	0-2	.000	0-0	.000	1-2	.500	1	0	1	3.4	0	0	1	0	0	1	4.3	
at Louisville	12/15/2024		02:50	0-1	.000	0-0	.000	0-0	.000	0	0	0	3.1	1	0	1	0	0	0	3.9	
James Madison	12/19/2024		05:25	0-1	.000	0-0	.000	0-0	.000	0	1	1	2.9	2	0	1	0	1	0	3.5	
Clemson	12/29/2024		04:50	2-3	.667	0-0	.000	0-2	.000	0	1	1	2.8	1	0	1	2	0	4	3.6	
Boston College	01/05/2025		03:03	0-1	.000	0-0	.000	0-0	.000	0	0	0	2.5	1	0	0	0	0	0	3.3	
at California	01/09/2025		01:40	0-1	.000	0-0	.000	0-0	.000	0	0	0	2.4	0	0	1	0	0	0	3.1	
at Stanford	01/12/2025		01:25	0-1	.000	0-0	.000	0-0	.000	0	0	0	2.2	0	0	0	0	0	0	2.9	
Pittsburgh	01/16/2025		04:46	0-2	.000	0-0	.000	0-0	.000	0	0	0	2.1	2	0	0	0	0	0	2.7	
at Syracuse	01/23/2025		16:27	2-3	.667	0-0	.000	2-4	.500	2	3	5	2.2	2	0	0	1	1	6	2.9	
Virginia Tech	01/26/2025		05:55	0-1	.000	0-0	.000	0-0	.000	0	2	2	2.2	2	0	2	0	1	0	2.7	
at Wake Forest	01/30/2025		06:21	1-2	.500	0-0	.000	3-6	.500	3	0	3	2.3	2	0	1	0	0	5	2.8	
Duke	02/03/2025		11:26	4-4	1.000	0-0	.000	0-2	.000	2	2	4	2.4	3	0	1	1	0	8	3.1	
at Florida St.	02/09/2025		05:35	2-2	1.000	0-0	.000	0-0	.000	0	0	0	2.2	2	0	1	0	0	4	3.1	
Miami (FL)	02/13/2025		10:31	3-6	.500	0-0	.000	1-3	.333	3	2	5	2.4	0	0	0	1	1	7	3.3	
at North Carolina	02/16/2025		04:28	1-1	1.000	0-0	.000	1-1	1.000	1	1	2	2.3	4	0	0	0	0	3	3.3	
<b>Totals</b>			<b>0</b>	<b>191:27</b>	<b>31-64</b>	<b>.484</b>	<b>0-0</b>	<b>.000</b>	<b>14-41</b>	<b>.341</b>	<b>33</b>	<b>21</b>	<b>54</b>	<b>2.3</b>	<b>34</b>	<b>2</b>	<b>26</b>	<b>6</b>	<b>8</b>	<b>76</b>	<b>3.3</b>

**Player Averages**

Games Played	Minutes/game	Points/game	FG Pct	3FG Pct	FT Pct	Rebounds/game	Assists/game	Turnovers/game	Assist/Turnover ratio	Steals/game	Blocks/game
23	8.3	3.3	48.4	0.0	34.1	2.3	0.1	1.1	0.1	0.3	0.3

**NOTABLE STATS**

STAT	24-25	CAREER
Double Figure Pts.	1	1
Double Figure Rebs.	-	-
Double-Doubles	-	-
5+ Assists	-	-
3+ Blocks	-	-
3+ Steals	1	1
Led Team in Pts.	-	-
Led Team in Rebs.	1	1
Led Team in Asts.	-	-
20+ Points	-	-
30+ Points	-	-

**CAREER STATS**

SEASON TEAM	GP-GS	MIN/AVG	Field Goals		3-Point		F-Throws		Rebounds				Scoring						
			FG-FGA	FG%	3FG-3FGA	3FG%	FT-FTA	FT%	OFF	DEF	TOT	AVG	PF-FO	A	TO	BLK	STL	PTS	AVG
2024-25 NCSU	23-0	191/8.3	31-64	.484	0-0	.000	14-41	.341	33	21	54	2.3	34-0	2	26	6	8	76	3.3
<b>TOTAL</b>	<b>23-0</b>	<b>191/8.3</b>	<b>31-64</b>	<b>.484</b>	<b>0-0</b>	<b>.000</b>	<b>14-41</b>	<b>.341</b>	<b>33</b>	<b>21</b>	<b>54</b>	<b>2.3</b>	<b>34-0</b>	<b>2</b>	<b>26</b>	<b>6</b>	<b>8</b>	<b>76</b>	<b>3.3</b>



**3** Zamareya Jones | Fr. | 5-7 | G | Greenville, N.C. (North Pitt)

**CAREER STATS**

**POINTS**  
 Conference.....18 - at Louisville (12/15/24)  
 NCAA.....18 - at Louisville (12/15/24)  
 Season.....18 - at Louisville (12/15/24)  
 Career.....18 - at Louisville (12/15/24)

**REBOUNDS**  
 Conference...3 (2x) -vs. VT (1/26/25) & at Syracuse (1/23/25)  
 NCAA.....5 (2x) -vs. Ole Miss (12/5/24) & Southern (11/25/24)  
 Season.....5 (2x) -vs. Ole Miss (12/5/24) & Southern (11/25/24)  
 Career.....5 (2x) -vs. Ole Miss (12/5/24) & Southern (11/25/24)

**FG MADE**  
 Conference.....7 - at Louisville (12/15/24)  
 NCAA.....7 - at Louisville (12/15/24)  
 Season.....7 - at Louisville (12/15/24)  
 Career.....7 - at Louisville (12/15/24)

**FG ATTEMPTED**  
 Conference.....8 (3x) - Last: at Wake Forest (1/30/25)  
 NCAA.....15 - vs. SC (11/10/24)  
 Season.....15 - vs. SC (11/10/24)  
 Career.....15 - vs. SC (11/10/24)

**3FG MADE**  
 Conference.....3 - at Louisville (12/15/24)  
 NCAA.....4 (2x) - vs. Ole Miss (12/5/24) & SC (11/10/24)  
 Season.....4 (2x) - vs. Ole Miss (12/5/24) & SC (11/10/24)  
 Career.....4 (2x) - vs. Ole Miss (12/5/24) & SC (11/10/24)

**3FG ATTEMPTED**  
 Conference.....4 - at Syracuse (1/23/25)  
 NCAA.....8 - vs. Old Dominion (12/8/24)  
 Season.....8 - vs. Old Dominion (12/8/24)  
 Career.....8 - vs. Old Dominion (12/8/24)

**FT MADE**  
 Conference.....3 - at Wake Forest (1/30/25)  
 NCAA.....3 (3x) - Last: at Wake Forest (1/30/25)  
 Season.....3 (3x) - Last: at Wake Forest (1/30/25)  
 Career.....3 (3x) - Last: at Wake Forest (1/30/25)

**FT ATTEMPTED**  
 Conference.....6 - at Wake Forest (1/30/25)  
 NCAA.....6 - at Wake Forest (1/30/25)  
 Season.....6 - at Wake Forest (1/30/25)  
 Career.....6 - at Wake Forest (1/30/25)

**ASSISTS**  
 Conference.....4 - at Wake Forest (1/30/25)  
 NCAA.....5 (2x) -vs. Southern (11/25/24) & Coastal Carolina (11/21/24)  
 Season.....5 (2x) -vs. Southern (11/25/24) & Coastal Carolina (11/21/24)  
 Career.....5 (2x) -vs. Southern (11/25/24) & Coastal Carolina (11/21/24)

**STEALS**  
 Conference.....1 (3x) - Last: at Wake Forest (1/30/25)  
 NCAA.....1 (8x) - Last: at Wake Forest (1/30/25)  
 Season.....1 (8x) - Last: at Wake Forest (1/30/25)  
 Career.....1 (8x) - Last: at Wake Forest (1/30/25)

**BLOCKS**  
 Conference...1 (2x) - at WFU (1/30/25) & Louisville (12/15/24)  
 NCAA.....3 - vs. Old Dominion (12/8/24)  
 Season.....3 - vs. Old Dominion (12/8/24)  
 Career.....3 - vs. Old Dominion (12/8/24)

**MINUTES**  
 Conference.....24 - at Wake Forest (1/30/25)  
 NCAA.....28 - vs. SC (11/10/24)  
 Season.....28 - vs. SC (11/10/24)  
 Career.....28 - vs. SC (11/10/24)

**NOTABLE STATS**

STAT	24-25	CAREER
Double Figure Pts.	7	7
Double Figure Rebs.	-	-
Double-Doubles	-	-
5+ Assists	2	2
3+ Blocks	1	1
3+ Steals	-	-
Led Team in Pts.	3	3
Led Team in Rebs.	-	-
Led Team in Assists	4	4
20+ Points	-	-
30+ Points	-	-

**SEASON STATS**

GP/GS	PPG	RPG	FG%	3FG%	FT%	APG	BPG	SPG	MPG
20/2	7.6	1.8	.407	.348	.545	1.8	0.4	0.5	17.6

**GAME NOTES**

- Tabbed to ACC Newcomer Watch List; was out five games due to hand injury
- Coming off one points, one rebound and one assist in 13 minutes at No. 12/12 North Carolina
- Led the team in her ACC debut with 18 points, including 6-of-6 for 16 points in the first half, at Louisville
- Went 4-of-4 from 3-point in the second quarter vs. Ole Miss with the four 3s tied for a program quarter record
- Has 24 3-pointers, the 14th most by a freshman at NC State
- Ranked No. 17 at time of her signing in the 2024 HoopGurlz Recruiting Rankings - ESPNW 100, five-star recruit
- Tabbed a McDonald's All-American and was invited and played in the Jordan Brand Classic
- Named the North Carolina Player of the Year by multiple outlets following her senior year
- Coming off a senior season having averaged 25.3 points, 7.3 rebounds, 5.3 assists and 4.2 steals per game

**FASTBREAK**

- Wanted to be close to home and the main goal is to get better this year
- Describes herself as different and energetic
- Enjoys playing Lego's and has a collection of them in her room at home, as well as a motorcycle of Lego's
- Dedicates her playing to her god-brother, Dontavious who passed away in 2021 with cancer (writes LL Tay3 on her shoes and points up to the sky before every game)
- Goes by Zam (on second reference when covering her)

**2024-25 STATS**

Opponent	Date	GS	MIN	Total		3-Pointers		Free throws		Rebounds			PF	A	TO	BLK	STL	PTS	AVG	
				FG-FGA	PCT	3FG-3FGA	PCT	FT-FTA	PCT	OFF	DEF	TOT								AVG
ETSU	11/05/2024		15:34	1-3	.333	0-1	.000	0-0	.000	1	3	4	4.0	1	2	3	0	1	2	2.0
vs South Carolina	11/10/2024		28:02	6-15	.400	4-7	.571	0-0	.000	0	1	1	2.5	2	2	4	0	1	16	9.0
Kent St.	11/14/2024	*	26:15	6-11	.545	2-4	.500	2-3	.667	1	2	3	2.7	1	3	2	0	1	16	11.3
at TCU	11/17/2024	*	15:41	3-11	.273	0-5	.000	1-1	1.000	0	0	0	2.0	1	0	1	0	0	7	10.3
Coastal Carolina	11/21/2024		21:27	2-9	.222	1-7	.143	0-0	.000	0	0	0	1.6	0	5	2	0	0	5	9.2
vs Southern U.	11/25/2024		26:02	4-9	.444	2-6	.333	3-5	.600	0	5	5	2.2	0	5	1	1	1	13	9.8
vs LSU	11/27/2024		14:07	0-2	.000	0-1	.000	0-0	.000	0	1	1	2.0	1	1	0	0	1	0	8.4
Ole Miss	12/05/2024		16:23	5-6	.833	4-4	1.000	0-0	.000	0	5	5	2.4	1	1	4	1	0	14	9.1
Old Dominion	12/08/2024		22:60	5-14	.357	2-8	.250	3-6	.500	1	3	4	2.6	1	4	3	3	0	15	9.8
Davidson	12/11/2024		09:16	0-1	.000	0-1	.000	0-2	.000	0	1	1	2.4	1	1	1	0	0	0	8.8
at Louisville	12/15/2024		20:01	7-8	.875	3-3	1.000	1-1	1.000	1	1	2	2.4	3	1	1	1	0	18	9.6
Pittsburgh	01/16/2025		16:00	1-3	.333	1-3	.333	2-4	.500	0	1	1	2.3	1	1	1	0	1	5	9.3
Virginia	01/19/2025		03:31	0-2	.000	0-2	.000	0-0	.000	0	0	0	2.1	1	0	0	0	0	0	8.5
at Syracuse	01/23/2025		18:09	2-8	.250	1-4	.250	0-0	.000	0	3	3	2.1	3	1	2	0	0	5	8.3
Virginia Tech	01/26/2025		17:51	3-7	.429	1-2	.500	0-0	.000	0	3	3	2.2	0	0	1	0	1	7	8.2
at Wake Forest	01/30/2025		23:43	6-8	.750	2-3	.667	3-6	.500	0	0	0	2.1	2	4	3	1	1	17	8.8
Duke	02/03/2025		12:34	0-3	.000	0-1	.000	0-0	.000	0	0	0	1.9	0	2	0	0	0	0	8.2
at Florida St.	02/09/2025		14:24	2-4	.500	0-0	.000	2-3	.667	0	1	1	1.9	2	0	1	0	0	6	8.1
Miami (FL)	02/13/2025		17:13	2-7	.286	1-5	.200	0-0	.000	0	1	1	1.8	1	2	1	0	1	5	7.9
at North Carolina	02/16/2025		13:15	0-4	.000	0-2	.000	1-2	.500	0	1	1	1.8	1	1	2	0	0	1	7.6
<b>Totals</b>		<b>2</b>	<b>352:27</b>	<b>55-135</b>	<b>.407</b>	<b>24-69</b>	<b>.348</b>	<b>18-33</b>	<b>.545</b>	<b>4</b>	<b>32</b>	<b>36</b>	<b>1.8</b>	<b>23</b>	<b>36</b>	<b>33</b>	<b>7</b>	<b>9</b>	<b>152</b>	<b>7.6</b>

**Player Averages**

Games Played	Minutes/game	Points/game	FG Pct	3FG Pct	FT Pct	Rebounds/game	Assists/game	Turnovers/game	Assist/Turnover ratio	Steals/game	Blocks/game
20	17.6	7.6	40.7	34.8	54.5	1.8	1.8	1.7	1.1	0.5	0.4

**CAREER STATS**

SEASON	TEAM	GP-GS	MIN/AVG	Field Goals	3-Point	F-Throws	Rebounds	PF-FO			A	TO	BLK	STL	PTS	AVG				
				FG-FGA	FG%	3FG-3FGA	3FG%	FT-FTA	FT%	OFF	DEF	TOT	AVG							
2024-25	NCSU	20-2	352/17.6	55-135	.407	24-69	.348	18-33	.545	4	32	36	1.8	23-0	36	33	7	9	152	7.6
<b>TOTAL</b>		<b>20-2</b>	<b>352/17.6</b>	<b>55-135</b>	<b>.407</b>	<b>24-69</b>	<b>.348</b>	<b>18-33</b>	<b>.545</b>	<b>4</b>	<b>32</b>	<b>36</b>	<b>1.8</b>	<b>23-0</b>	<b>36</b>	<b>33</b>	<b>7</b>	<b>9</b>	<b>152</b>	<b>7.6</b>



# 10 Aziaha James | Sr. | 5-10 | G | Virginia Beach, Va. (Princess Anne)

## CAREER STATS

POINTS	
ACC	36 - vs. Duke (2/3/25)
NCAAT	29 - vs. Stanford (3/29/24)
Season	36 - vs. Duke (2/3/25)
Career	36 - vs. Duke (2/3/25)
REBOUNDS	
ACC	9 (2x) - at Louisville (12/15/24) & UNC (2/1/24)
NCAAT	10 - vs. Texas (3/29/24)
Season	9 (3x) - Last: at Louisville (12/15/24)
Career	9 (5x) - Last: at Louisville (12/15/24)
FG MADE	
ACC	15 - vs. Duke (2/3/25)
NCAAT	9 (2x) - Last: vs. Texas (3/31/24)
Season	22 - vs. Duke (2/3/25)
Career	15 - vs. Duke (2/3/25)
FG ATTEMPTED	
ACC	24 - at North Carolina (2/22/24)
NCAAT	20 - vs. Texas (3/25/24)
Season	22 - vs. JMU (12/19/24)
Career	24 - at North Carolina (2/22/24)
3FG MADE	
ACC	6 - vs. Pitt (1/16/25)
NCAAT	7 - vs. Texas (3/31/24)
Season	6 - vs. Pitt (1/16/25)
Career	7 - vs. Texas (3/31/24)
3FG ATTEMPTED	
ACC	13 - at North Carolina (2/22/24)
NCAAT	10 (2x) - last: vs. Tennessee (3/25/24)
Season	11 (2x) - vs. JMU (12/19/24) & at TCU (11/17/24)
Career	13 - at North Carolina (2/22/24)
FT MADE	
ACC	6 (2x) - vs. Georgia Tech (2/28/24)
NCAAT	4 - vs. Texas (3/25/24)
Season	4 (3x) - Last: vs. Duke (2/3/25)
Career	10 - vs. Stanford (3/29/24)
FT ATTEMPTED	
ACC	8 - vs. Duke (2/3/25)
NCAAT	11 - vs. Stanford (3/29/24)
Season	8 - vs. Duke (2/3/25)
Career	11 - vs. Stanford (3/29/24)
ASSISTS	
ACC	7 - vs. Tennessee (3/25/24)
NCAAT	5 (3x) - Last: vs. JMU (12/19/24)
Season	8 - vs. Pitt (2/11/24)
Career	8 - vs. Pitt (2/11/24)
STEALS	
ACC	4 - vs. Pitt (2/26/23)
NCAAT	2 (4x) - Last: vs. Ole Miss (12/5/24)
Season	4 - vs. Ole Miss (12/5/24)
Career	4 (2x) - vs. Ole Miss (12/5/24) & Pitt (2/26/23)
BLOCKS	
ACC	1 (12x) - Last: vs. Duke (2/3/25)
NCAAT	1 (6x) - Last: vs. Texas (3/31/24)
Season	2 (2x) - Last: vs. USF (12/11/22)
Career	2 (2x) - Last: vs. USF (12/11/22)
MINUTES	
ACC	42 - vs. Georgia Tech (2/18/24)
NCAAT	40 (3x) - Last: vs. South Carolina (4/5/24)
Season	40 - vs. Virginia (1/19/25)
Career	42 - vs. Georgia Tech (2/18/24)

## 24-25 SEASON STATS

GP/GS	PPG	RPG	FG%	3FG%	FT%	APG	BPG	SPG	MPG
25/24	17.8	5.0	.465	.327	.727	2.7	0.3	1.2	30.5

## GAME NOTES

- Coming off team-high 16 points (all in 2H) with seven rebounds and four assists at No. 12/12 North Carolina
- Logged a career-high 36 points off 19 shots w/ six rebounds at No. 10/10 Duke, most points since 1998
- Named ACC POW, Naismith Trophy National POW, USBWA National POW, AP POW Runner Up & Starting 5 (2/9-10)
- Tabbed USBWA National POW (1/21) after averaging 21.0 points, 3.0 rebounds & 3.0 assists/gm vs. Pitt & Virginia
- Named to the Wooden Award Midseason Top 25 Watch List and USBWA Midseason POY Watch List
- Leads the team in scoring and 3-pointers (50) and has 11 20+ point games, the fourth most in ACC
- Surpassed 1,000 career points vs. Kent State and is now No. 20 on the all-time scoring list (1,406)
- Has played in 95 consecutive games for the Pack, tied for the most on the team
- All-ACC First Team honoree (2023-24) and was the Most Outstanding Player at Portland 4 Regional
- Scoring leader in all five NCAAT games, highlighted by 29 points (25 in second half) vs. Stanford in the Sweet 16

## FASTBREAK

- Nickname is Zaza
- Majoring in applied education studies
- Only upperclassman on the team who has been at NC State since her freshman year
- Prime example of someone who took advantage of developing her game the past few years
- Has dedicated her playing career to her brother Ashley "AJ" James

## 2024-25 STATS

Opponent	Date	GS	MIN	Total			3-Pointers		Free throws		Rebounds				PF	A	TO	BLK	STL	PTS	AVG
				FG-FGA	PCT	3FG-3FGA	PCT	FT-FTA	PCT	OFF	DEF	TOT	AVG								
ETSU	11/05/2024	*	27:51	7-14	.500	0-3	.000	3-3	1.000	1	8	9	9.0	1	1	2	0	1	17	17.0	
vs South Carolina	11/10/2024	*	34:58	4-9	.444	1-3	.333	4-4	1.000	0	0	0	4.5	1	3	4	0	3	13	15.0	
Kent St.	11/14/2024	*	28:32	8-15	.533	4-9	.444	0-0	.000	1	8	9	6.0	4	4	0	1	0	20	16.7	
at TCU	11/17/2024	*	28:48	10-18	.556	5-11	.455	2-2	1.000	0	5	5	5.8	3	2	2	0	1	27	19.3	
Coastal Carolina	11/21/2024	*	24:44	8-13	.615	2-5	.400	3-4	.750	2	5	7	6.0	1	5	1	0	1	21	19.6	
vs Southern U.	11/25/2024	*	22:56	4-10	.400	1-4	.250	3-3	1.000	0	3	3	5.5	2	1	0	2	12	18.3		
vs LSU	11/27/2024	*	31:54	4-13	.308	3-8	.375	2-2	1.000	0	2	2	5.0	3	4	2	0	1	13	17.6	
Ole Miss	12/05/2024	*	32:10	4-14	.286	1-2	.500	2-5	.400	0	5	5	5.0	1	3	1	1	4	11	16.8	
Old Dominion	12/08/2024	*	15:53	4-8	.500	2-5	.400	2-2	1.000	1	1	2	4.7	2	1	2	0	1	12	16.2	
Davidson	12/11/2024	*	36:44	8-17	.471	3-7	.429	2-4	.500	2	6	8	5.0	3	0	2	0	0	21	16.7	
at Louisville	12/15/2024	*	30:06	5-19	.263	1-8	.125	0-0	.000	0	9	9	5.4	3	5	2	0	3	11	16.2	
James Madison	12/19/2024	*	37:50	9-22	.409	3-11	.273	0-0	.000	0	6	6	5.4	0	5	0	0	1	21	16.6	
Clemson	12/29/2024	*	34:56	5-10	.500	1-6	.167	4-4	1.000	1	6	7	5.5	1	4	3	1	1	15	16.5	
Boston College	01/05/2025	*	22:58	6-14	.429	2-6	.333	3-5	.600	0	2	2	5.3	2	4	0	1	0	17	16.5	
at California	01/09/2025	*	38:01	9-18	.500	3-7	.429	0-0	.000	1	3	4	5.2	3	0	2	0	0	21	16.8	
at Stanford	01/12/2025	*	27:22	6-14	.429	1-6	.167	2-2	1.000	1	4	5	5.2	2	2	3	0	2	15	16.7	
Pittsburgh	01/16/2025	*	30:00	7-11	.636	6-10	.600	2-2	1.000	0	2	2	5.0	3	4	1	0	0	22	17.0	
Virginia	01/19/2025	*	40:00	8-21	.381	1-8	.125	3-4	.750	0	4	4	4.9	0	2	1	0	0	20	17.2	
at Syracuse	01/23/2025	*	25:31	6-18	.333	0-4	.000	2-2	1.000	1	0	1	4.7	1	2	2	1	2	14	17.0	
Virginia Tech	01/26/2025	*	28:31	10-18	.556	3-6	.500	3-6	.667	0	5	5	4.8	0	4	1	0	2	25	17.4	
at Wake Forest	01/30/2025	*	23:01	3-7	.429	0-2	.000	1-2	.500	2	3	5	4.8	1	3	2	0	0	7	16.9	
Duke	02/03/2025	*	35:40	15-19	.789	2-5	.400	4-8	.500	1	5	6	4.8	2	0	5	1	1	36	17.8	
at Florida St.	02/09/2025	*	37:31	9-18	.500	2-7	.286	2-4	.500	0	5	5	4.8	1	2	1	0	3	22	18.0	
Miami (FL)	02/13/2025	*	38:06	7-16	.438	1-6	.167	0-0	.000	1	5	6	4.9	2	3	0	1	1	15	17.8	
at North Carolina	02/16/2025	*	29:06	7-16	.438	2-4	.500	0-1	.000	2	5	7	5.0	3	4	3	0	0	16	17.8	
<b>Totals</b>			<b>24</b>	<b>763:09</b>	<b>173-372</b>	<b>.465</b>	<b>50-153</b>	<b>.327</b>	<b>48-66</b>	<b>.727</b>	<b>17</b>	<b>107</b>	<b>124</b>	<b>5.0</b>	<b>45</b>	<b>68</b>	<b>43</b>	<b>7</b>	<b>30</b>	<b>444</b>	<b>17.8</b>

## Player Averages

Games Played	Minutes/game	Points/game	FG Pct	3FG Pct	FT Pct	Rebounds/game	Assists/game	Turnovers/game	Assist/Turnover ratio	Steals/game	Blocks/game
25	30.5	17.8	46.5	32.7	72.7	5.0	2.7	1.7	1.6	1.2	0.3

## NOTABLE STATS

STAT	21-22	22-23	23-24	24-25	Career
Double Figure Pts.	2	8	31	24	66
Double Figure Rebs.	-	4	-	-	4
Double-Doubles	-	-	-	-	-
5+ Assists	-	3	7	3	13
3+ Blocks	-	-	-	-	-
3+ Steals	-	2	1	3	6
Led Team in Pts.	-	7	19	11	37
Led Team in Rebs.	-	2	3	2	7
Led Team in Assists	-	5	11	7	23
20+ Points	-	1	12	11	24
30+ Points	-	-	2	1	3

## CAREER STATS

SEASON TEAM	GP-GS	MIN/AVG	Field Goals		3-Point		F-Throws		Rebounds				PF-FO			A			TO		BLK		STL		PTS		AVG	
			FG-FGA	FG%	3FG-3FGA	3FG%	FT-FTA	FT%	OFF	DEF	TOT	AVG	PF	FO	A	TO	BLK	STL	PTS	AVG								
2021-22 NCSU	25-0	237/9.5	43-101	.426	12-41	.293	8-21	.381	23	18	41	1.6	14-0	14	12	3	16	106	4.2									
2022-23 NCSU	32-6	601/18.8	85-209	.407	21-73	.288	28-44	.636	26	66	92	2.9	42-3	73	42	9	37	219	6.8									
2023-24 NCSU	38-38	1209/31.8	231-555	.416	75-219	.342	100-128	.781	30	143	173	4.6	81-0	110	84	8	39	637	16.8									
2024-25 NCSU	25-24	763/30.5	173-372	.465	50-153	.327	48-66	.727	17	107	124	5.0	45-0	68	43	7	30	444	17.8									
<b>TOTAL</b>	<b>120-68</b>	<b>2810/23.4</b>	<b>532-1237</b>	<b>.430</b>	<b>158-486</b>	<b>.325</b>	<b>184-259</b>	<b>.710</b>	<b>96</b>	<b>334</b>	<b>430</b>	<b>3.6</b>	<b>182-3</b>	<b>265</b>	<b>181</b>	<b>27</b>	<b>122</b>	<b>1406</b>	<b>11.7</b>									



# 11 Maddie Cox | So. | 6-2 | F | Flower Mound, Texas (Flower Mound)

## CAREER STATS

POINTS	
ACC	5 - vs. North Carolina (2/1/24)
NCAAT	3 (2x) - last vs. Tennessee (3/25/24)
Season	4 - vs. Boston College (1/5/25)
Career	6 (2x) - vs. Kentucky (11/23/23)
REBOUNDS	
ACC	6 - at Notre Dame (2/15/24)
NCAAT	1 (3x) - last vs. South Carolina (4/5/24)
Season	6 - vs. Old Dominion (12/8/24)
Career	9 - vs. Elon (11/15/23)
FG MADE	
ACC	1 (6x) - last: vs. Boston College (1/5/25)
NCAAT	1 (2x) - last vs. Tennessee (3/25/24)
Season	1 (4x) - Last: vs. Boston College (1/5/25)
Career	3 - vs. Kentucky (11/23/23)
FG ATTEMPTED	
ACC	3 (2x) - at Stanford (1/12/25) & Virginia (12/31/23)
NCAAT	4 - vs. Chattanooga (3/23/24)
Season	4 - vs. LSU (11/27/24)
Career	4 (5x) - last vs. LSU (11/27/24)
3FG MADE	
ACC	1 (3x) - Last: vs. Clemson (12/29/24)
NCAAT	1 (2x) - vs. Tennessee (3/25/24)
Season	1 (2x) - vs. Clemson (12/29/24) & LSU (11/27/24)
Career	1 (7x) - last vs. Clemson (12/29/24)
3FG ATTEMPTED	
ACC	2 (3x) - Last: at Stanford (1/12/25)
NCAAT	4 - vs. Chattanooga (3/23/24)
Season	4 - vs. LSU (11/27/24)
Career	4 (2x) - vs. LSU (11/27/24) & Chattanooga (3/23/24)
FT MADE	
ACC	3 - vs. North Carolina (2/1/24)
NCAAT	2 (2x) - at WFU (1/30/25) & vs. BC (1/5/25)
Season	2 (2x) - at WFU (1/30/25) & vs. BC (1/5/25)
Career	4 - vs. Elon (11/15/23)
FT ATTEMPTED	
ACC	4 - vs. Boston College (1/5/25)
NCAAT	1 (3x) - Last: at Wake Forest (1/30/25)
Season	4 - vs. Boston College (1/5/25)
Career	4 (3x) - last vs. Boston College (1/5/25)
ASSISTS	
ACC	1 (4x) - Last: at Wake Forest (1/30/25)
NCAAT	2 - vs. Kent State (11/14/24)
Season	2 - vs. Kent State (11/14/24)
Career	2 (2x) - vs. Kent State (11/14/24) & Illinois State (12/3/23)
STEALS	
ACC	1 (2x) - at WFU (1/30/25) & vs. BC (1/5/25)
NCAAT	1 (3x) - Last: at Wake Forest (1/30/25)
Season	1 (3x) - Last: at Wake Forest (1/30/25)
Career	1 (6x) - last: at Wake Forest (1/30/25)
BLOCKS	
ACC	2 - at Notre Dame (2/15/24)
NCAAT	2 - vs. Davidson (12/11/24)
Season	2 - vs. Davidson (12/11/24)
Career	2 (4x) - last vs. Davidson (12/11/24)
MINUTES	
ACC	19 (2x) - vs. BC (1/5/25) & at Pitt (2/11/24)
NCAAT	13 - vs. Chattanooga (3/23/23)
Season	19 - vs. Boston College (1/5/25)
Career	20 - vs. Kentucky (11/23/23)

## NOTABLE STATS

STAT	23-24	24-25	Career
Double Figure Pts.	-	-	-
Double Figure Rebs.	-	-	-
Double-Doubles	-	-	-
5+ Assists	-	-	-
3+ Blocks	-	-	-
3+ Steals	-	-	-
Led Team in Pts.	-	-	-
Led Team in Rebs.	1	-	1
Led Team in Asts.	-	-	-
20+ Points	-	-	-
30+ Points	-	-	-

## 24-25 SEASON STATS

GP/GS	PPG	RPG	FG%	3FG%	FT%	APG	BPG	SPG	MPG
24/0	0.7	1.5	.217	.133	.625	0.3	0.2	0.1	8.0

## GAME NOTES

- Logged five minutes off the bench at No. 12/12 North Carolina
- Recorded a season-high six rebounds vs. Old Dominion and season-high four points vs. Boston College
- Valuable player off the bench, playing in 23 games and pulling down 4+ rebounds in three games
- Scored in 12 games and had six outings with 4+ boards as a freshman, averaging 1.1 PPG and 2.0 RPG
- Splashed in 3-pointers vs. Chattanooga and Tennessee, while playing in all five NCAAT games
- No. 71 player in the class of 2023 by ESPN with an ESPN scouts grade of 93
- Tabbed a 2023 McDonald's All-America Game nominee in high school, in which she averaged 17.2 points and 11.9 rebounds per game for Flower Mound HS as a senior

## FASTBREAK

- Comes from an athletic family - mom (Brenda) played at SMU, father (Dennis) played at Central Methodist, her sister (Lauren) won a National Championship at Baylor/No. 3 pick in 2020 WNBA Draft, sister (Kaylee) is a C-USA First Team recipient for volleyball at WKU and sister (Whitney) won DII National Championship at Lubbock Christian
- Looking to play a bigger role this season in place of Mimi Collins
- Confidence is way up this year, especially offensively
- Finding her voice as a leader and is vocal in practice

## 2024-25 STATS

Opponent	Date	GS	MIN	Total			3-Pointers			Free throws			Rebounds			PF	A	TO	BLK	STL	PTS	AVG
				FG-FGA	PCT	3FG-3FGA	PCT	FT-FTA	PCT	OFF	DEF	TOT	AVG									
ETSU	11/05/2024		07:45	0-2	.000	0-2	.000	0-0	.000	2	0	2	2.0	0	0	0	0	0	0	0	0.0	
vs South Carolina	11/10/2024		08:13	0-0	.000	0-0	.000	0-0	.000	0	2	2	2.0	0	0	2	0	0	1	0	0.0	
Kent St.	11/14/2024		07:46	0-0	.000	0-0	.000	1-2	.500	0	2	2	2.0	1	2	0	0	0	0	1	0.3	
at TCU	11/17/2024		06:29	0-0	.000	0-0	.000	0-0	.000	1	0	1	1.8	0	0	0	0	0	0	0	0.3	
Coastal Carolina	11/21/2024		10:12	0-2	.000	0-0	.000	0-0	.000	1	0	1	1.6	1	0	1	0	0	0	0	0.2	
vs Southern U.	11/25/2024		06:38	0-0	.000	0-0	.000	0-0	.000	0	1	1	1.5	1	0	0	0	0	0	0	0.2	
vs LSU	11/27/2024		14:12	1-4	.250	1-4	.250	0-0	.000	0	4	4	1.9	1	0	1	0	1	0	3	0.6	
Ole Miss	12/05/2024		05:55	0-0	.000	0-0	.000	0-0	.000	0	1	1	1.8	1	0	0	0	0	0	0	0.5	
Old Dominion	12/08/2024		10:20	0-2	.000	0-1	.000	0-0	.000	2	4	6	2.2	1	1	0	1	0	0	0	0.4	
Davidson	12/11/2024		15:04	1-2	.500	0-1	.000	0-0	.000	0	1	1	2.1	1	0	2	2	0	2	0	0.6	
at Louisville	12/15/2024		10:37	0-1	.000	0-1	.000	0-0	.000	1	1	2	2.1	1	0	2	0	0	0	0	0.5	
James Madison	12/19/2024		07:50	0-0	.000	0-0	.000	0-0	.000	1	3	4	2.3	0	0	1	0	0	0	0	0.5	
Clemson	12/29/2024		05:21	1-2	.500	1-2	.500	0-0	.000	0	2	2	2.2	1	0	0	0	0	0	3	0.7	
Boston College	01/05/2025		18:39	1-2	.500	0-1	.000	2-4	.500	0	3	3	2.3	0	0	0	1	1	4	0.9		
at California	01/05/2025		01:50	0-0	.000	0-0	.000	0-0	.000	0	0	0	2.1	0	0	0	0	0	0	0	0.9	
at Stanford	01/12/2025		12:34	0-3	.000	0-2	.000	0-0	.000	1	0	1	2.1	0	1	1	0	0	0	0	0.8	
Pittsburgh	01/16/2025		02:36	0-0	.000	0-0	.000	0-0	.000	0	0	0	1.9	0	0	0	0	0	0	0	0.8	
Virginia	01/19/2025		02:37	0-0	.000	0-0	.000	0-0	.000	0	1	1	1.9	0	0	1	0	0	0	0	0.7	
at Syracuse	01/23/2025		02:47	1-1	1.000	0-0	.000	0-0	.000	0	0	0	1.8	0	0	0	0	0	0	2	0.8	
Virginia Tech	01/26/2025		13:18	0-1	.000	0-0	.000	0-0	.000	0	3	3	1.9	2	1	0	0	0	0	0	0.8	
at Wake Forest	01/30/2025		11:58	0-1	.000	0-1	.000	2-2	1.000	0	0	0	1.8	1	1	1	0	1	2	0.8		
Duke	02/03/2025		02:26	0-0	.000	0-0	.000	0-0	.000	0	0	0	1.7	0	0	1	0	0	0	0	0.8	
at Florida St.	02/09/2025		02:08	0-0	.000	0-0	.000	0-0	.000	0	0	0	1.6	0	0	0	0	0	0	0	0.7	
at North Carolina	02/16/2025		05:01	0-0	.000	0-0	.000	0-0	.000	0	0	0	1.5	0	0	0	0	0	0	0	0.7	
<b>Totals</b>			<b>0</b>	<b>192:15</b>	<b>5-23</b>	<b>.217</b>	<b>2-15</b>	<b>.133</b>	<b>5-8</b>	<b>.625</b>	<b>9</b>	<b>28</b>	<b>37</b>	<b>1.5</b>	<b>12</b>	<b>6</b>	<b>12</b>	<b>5</b>	<b>3</b>	<b>17</b>	<b>0.7</b>	

## Player Averages

Games Played	Minutes/game	Points/game	FG Pct	3FG Pct	FT Pct	Rebounds/game	Assists/game	Turnovers/game	Assist/Turnover ratio	Steals/game	Blocks/game
24	8.0	0.7	21.7	13.3	62.5	1.5	0.3	0.5	0.5	0.1	0.2

## CAREER STATS

SEASON	TEAM	GP-GS	MIN/AVG	FG-FGA	FG%	3FG-3FGA	3FG%	FT-FTA	FT%	OFF	DEF	TOT	AVG	PF-FO	A	TO	BLK	STL	PTS	AVG
2023-24	NCSU	36-1	339/9.4	12-43	.279	5-22	.227	12-19	.632	12	59	71	2.0	12-0	9	18	13	3	41	1.1
2024-25	NCSU	24-0	192/8.0	5-23	.217	2-15	.133	5-8	.625	9	28	37	1.5	12-0	6	12	5	3	17	0.7
<b>TOTAL</b>		<b>60-1</b>	<b>531/8.9</b>	<b>17-66</b>	<b>.258</b>	<b>7-37</b>	<b>.189</b>	<b>17-27</b>	<b>.630</b>	<b>21</b>	<b>87</b>	<b>108</b>	<b>1.8</b>	<b>24-0</b>	<b>15</b>	<b>30</b>	<b>18</b>	<b>6</b>	<b>58</b>	<b>1.0</b>



# 15 Lizzy Williamson | Gr. | 6-5 | C | Adelaide, Australia (Southern Utah/Westminister)

## CAREER STATS

POINTS	
Conference	18 (2x) - last at Utah Tech (1/19/23)#
NCAAT	5 - vs. Notre Dame (3/17/23)#
Season	4 - vs. SC (11/10/24)
Career	35 - vs. SAGU American Indian (11/22/21)#
REBOUNDS	
Conference	20 - at Utah Tech (1/19/23)#
NCAAT	7 - vs. Notre Dame (3/17/23)#
Season	3 - at TCU (11/17/24)
Career	23 - vs. SAGU American Indian (11/22/21)#
FG MADE	
Conference	8 (3x) - last at Utah Tech (1/19/23)#
NCAAT	2 - vs. Notre Dame (3/17/23)#
Season	2 - vs. SC (11/10/24)
Career	15 - vs. SAGU American Indian (11/22/21)#
FG ATTEMPTED	
Conference	16 (2x) - last at Utah Tech (1/19/23)#
NCAAT	6 - vs. Notre Dame (3/17/23)#
Season	3 - at TCU (11/17/24)
Career	23 - vs. SAGU American Indian (11/22/21)#
3FG MADE	
Conference	
NCAAT	
Season	
Career	
3FG ATTEMPTED	
Conference	1 - vs. Eastern Washington (2/5/22)#
NCAAT	
Season	
Career	1 - vs. Eastern Washington (2/5/22)#
FT MADE	
Conference	4 - at Seattle (1/7/23)#
NCAAT	1 - vs. Notre Dame (3/17/23)#
Season	
Career	5 - vs. SAGU American Indian (11/22/21)#
FT ATTEMPTED	
Conference	6 - at Seattle (1/7/23)#
NCAAT	2 - vs. Notre Dame (3/17/23)#
Season	
Career	6 (2x) - last at Seattle (1/7/23)#
ASSISTS	
Conference	5 (2x) - last vs. Cal Baptist (2/28/23)#
NCAAT	1 - vs. Notre Dame (3/17/23)#
Season	
Career	5 (2x) - last vs. Cal Baptist (2/28/23)#
STEALS	
Conference	3 (2x) - last vs. Weber State (3/4/22)#
NCAAT	1 - vs. Notre Dame (3/17/23)#
Season	1 - vs. Kent State (11/14/24)
Career	3 (5x) - last vs. Weber State (3/4/22)#
BLOCKS	
Conference	6 (2x) - last vs. Cal Baptist (2/28/23)#
NCAAT	1 - vs. Notre Dame (3/17/23)#
Season	
Career	6 (2x) - last vs. Cal Baptist (2/28/23)#
MINUTES	
Conference	40 - at Abilene Christian (2/23/23)#
NCAAT	34 - vs. Notre Dame (3/17/23)#
Season	11 - at TCU (11/17/24)
Career	51 - vs. UC Santa Barbara (11/26/22)#
# - at Southern Utah (2020-23)	

## 24-25 SEASON STATS

GP/GS	PPG	RPG	FG%	3FG%	FT%	APG	BPG	SPG	MPG
5/1	1.6	2.0	.500	.000	.000	0.0	0.0	0.2	6.8

## GAME NOTES

- Out indefinitely with injury
- Started in first game of the 2024-25 season (ETSU)
- Played in 19 games to average 4.9 minutes per game in her first season with the Wolfpack
- Named the 2022-23 WAC Defensive Player of the Year at Southern Utah, averaging 9.6 points, 10.0 rebounds and 2.3 blocks per game as a redshirt junior
- Helped lead Southern Utah to the WAC Tournament title and an NCAA Tournament bid, while breaking the single season record in rebounds (329)
- Logged 35 points and 23 rebounds vs. SAGU American Indian as a part of 17 double-doubles in her SUU career

## FASTBREAK

- Was able to spend 1.5 months back in Australia before coming back to Raleigh for the season
- Gained nine pounds of muscle mass in the offseason and trained hard
- Wants to go back to the Final Four and is motivated to do so
- Individually wants to improve more and is preparing better this year
- Working on an MED in special education

## 2024-25 STATS

Opponent	Date	GS	MIN	Total		3-Pointers		Free throws		Rebounds			PF	A	TO	BLK	STL	PTS	AVG		
				FG-FGA	PCT	3FG-3FGA	PCT	FT-FTA	PCT	OFF	DEF	TOT								AVG	
ETSU	11/05/2024	*	05:59	0-1	.000	0-0	.000	0-0	.000	1	1	2	2.0	0	0	0	0	0	0.0		
vs South Carolina	11/10/2024		06:33	2-3	.667	0-0	.000	0-0	.000	0	2	2	2.0	0	0	1	0	0	4	2.0	
Kent St.	11/14/2024		06:05	1-2	.500	0-0	.000	0-0	.000	1	1	2	2.0	0	0	0	0	1	2	2.0	
at TCU	11/17/2024		11:09	0-1	.000	0-0	.000	0-0	.000	0	3	3	2.3	1	0	1	0	0	0	1.5	
Coastal Carolina	11/21/2024		04:16	1-1	1.000	0-0	.000	0-0	.000	0	1	1	2.0	0	0	1	0	0	2	1.6	
<b>Totals</b>			<b>1</b>	<b>34:02</b>	<b>4-8</b>	<b>.500</b>	<b>0-0</b>	<b>.000</b>	<b>0-0</b>	<b>.000</b>	<b>2</b>	<b>8</b>	<b>10</b>	<b>2.0</b>	<b>1</b>	<b>0</b>	<b>3</b>	<b>0</b>	<b>1</b>	<b>8</b>	<b>1.6</b>

## Player Averages

Games Played	Minutes/game	Points/game	FG Pct	3FG Pct	FT Pct	Rebounds/game	Assists/game	Turnovers/game	Assist/Turnover ratio	Steals/game	Blocks/game
5	6.8	1.6	50.0	0.0	0.0	2.0	0.0	0.6		0.0	0.2

## NOTABLE STATS

STAT	20-21	21-22	22-23	23-24	24-25	Career
Double Figure Pts.	12	16	-	-	-	28
Double Figure Rebs.	8	16	-	-	-	24
Double-Doubles	5	11	-	-	-	17
5+ Assists	1	1	-	-	-	2
3+ Blocks	6	14	-	-	-	20
3+ Steals	3	1	-	-	-	4
Led Team in Pts.	4	4	-	-	-	8
Led Team in Rebs.	15	22	-	-	-	37
Led Team in Asts.	3	3	-	-	-	6
20+ Points	2	-	-	-	-	2
30+ Points	1	-	-	-	-	1

## CAREER STATS

SEASON	TEAM	GP-GS	MIN/AVG	Field Goals		3-Point		F-Throws		Rebounds			Scoring							
				FG-FGA	FG%	3FG-3FGA	3FG%	FT-FTA	FT%	OFF	DEF	TOT	PF-FO	A	TO	BLK	STL	PTS	AVG	
2020-21	SUU	7-0	27/3.8	3-13	.231	0-0	.000	4-4	1.000	3	3	6	0.9	5-0	1	2	3	0	10	1.4
2021-22	SUU	29-24	713/24.6	131-251	.522	0-1	.000	22-42	.524	80	156	236	8.1	32-0	36	42	50	27	284	9.8
2022-23	SUU	33-32	1029/31.2	147-281	.523	0-0	.000	23-40	.575	83	246	329	10.0	51-1	54	60	77	26	317	9.6
2023-24	NCSU	19-0	93/4.9	10-21	.476	0-0	.000	1-2	.500	4	17	21	1.1	8-0	2	7	5	2	21	1.1
2024-25	NCSU	5-1	34/6.8	4-8	.500	0-0	.000	0-0	.000	2	8	10	2.0	1-0	0	3	0	1	8	1.6
<b>TOTAL FOR NCSU</b>	<b>24-1</b>	<b>127/5.3</b>	<b>14-29</b>	<b>.483</b>	<b>0-0</b>	<b>.000</b>	<b>1-2</b>	<b>.500</b>	<b>0-0</b>	<b>6</b>	<b>25</b>	<b>31</b>	<b>1.3</b>	<b>9-0</b>	<b>2</b>	<b>10</b>	<b>5</b>	<b>3</b>	<b>29</b>	<b>1.2</b>
<b>TOTAL</b>		<b>93-57</b>	<b>1895/20.4</b>	<b>295-574</b>	<b>.514</b>	<b>0-1</b>	<b>.000</b>	<b>50-88</b>	<b>.568</b>	<b>172</b>	<b>430</b>	<b>602</b>	<b>6.5</b>	<b>97-1</b>	<b>93</b>	<b>114</b>	<b>135</b>	<b>56</b>	<b>640</b>	<b>6.9</b>





# 18 Tilda Trygger | Fr. | 6-6 | F | Stockholm, Sweden

## CAREER STATS

POINTS	
Conference	19 - at Cal (1/9/25)
NCAAT	
Season	19 - at Cal (1/9/25)
Career	19 - at Cal (1/9/25)

REBOUNDS	
Conference	14 - at FSU (2/9/25)
NCAAT	
Season	14 - at FSU (2/9/25)
Career	14 - at FSU (2/9/25)

FG MADE	
Conference	7 (2x) - at FSU (2/9/25) & Cal (1/9/25)
NCAAT	
Season	7 (2x) - at FSU (2/9/25) & Cal (1/9/25)
Career	7 (2x) - at FSU (2/9/25) & Cal (1/9/25)

FG ATTEMPTED	
Conference	15 - at Cal (1/9/25)
NCAAT	
Season	15 - at Cal (1/9/25)
Career	15 - at Cal (1/9/25)

3FG MADE	
Conference	4 - at Cal (1/9/25)
NCAAT	
Season	4 - at Cal (1/9/25)
Career	4 - at Cal (1/9/25)

3FG ATTEMPTED	
Conference	7 - at Cal (1/9/25)
NCAAT	
Season	7 - at Cal (1/9/25)
Career	7 - at Cal (1/9/25)

FT MADE	
Conference	4 - at Wake Forest (1/30/25)
NCAAT	
Season	4 - at Wake Forest (1/30/25)
Career	4 - at Wake Forest (1/30/25)

FT ATTEMPTED	
Conference	4 - at Wake Forest (1/30/25)
NCAAT	
Season	4 - at Wake Forest (1/30/25)
Career	4 - at Wake Forest (1/30/25)

ASSISTS	
Conference	3 - at Stanford (1/12/25)
NCAAT	
Season	3 - at Stanford (1/12/25)
Career	3 - at Stanford (1/12/25)

STEALS	
Conference	1 (4x) - Last: at UNC (2/16/25)
NCAAT	
Season	1 (6x) - Last: at UNC (2/16/25)
Career	1 (6x) - Last: at UNC (2/16/25)

BLOCKS	
Conference	3 - at FSU (2/9/25)
NCAAT	
Season	3 - at FSU (2/9/25)
Career	3 - at FSU (2/9/25)

MINUTES	
Conference	34 (2x) - at FSU (2/9/25) & Cal (1/9/25)
NCAAT	
Season	34 (2x) - at FSU (2/9/25) & Cal (1/9/25)
Career	34 (2x) - at FSU (2/9/25) & Cal (1/9/25)

## NOTABLE STATS

STAT	24-25	CAREER
Double Figure Pts.	6	6
Double Figure Rebs.	4	4
Double-Doubles	2	2
5+ Assists	-	-
3+ Blocks	-	-
3+ Steals	-	-
Led Team in Pts.	-	-
Led Team in Rebs.	5	5
20+ Points	-	-
30+ Points	-	-

## SEASON STATS

GP/GS	PPG	RPG	FG%	3FG%	FT%	APG	BPG	SPG	MPG
24/13	6.3	4.5	.521	.269	.700	0.5	0.7	0.3	19.5

## GAME NOTES

- Coming off eight points and six rebounds in 29 minutes at No. 12/12 North Carolina
- Tied program record with nine rebounds in fourth quarter vs. Virginia (w/ Elissa Cunane in 2020)
- Earned her first career double-double with 19 points and 10 rebounds in 34 minutes at No. 24/25 Cal
- In her 12 starts, has averaged 9.0 points and 5.7 rebounds per game
- Has six double-digit scoring games, four double-digit rebounding games and two double-doubles
- At the 2024 FIBA U20 European Championship with Sweden, led the field in rebounds per game (10.4), total rebounds (73) and double-doubles (4) across those six games, averaging a double-double (10.9 PPG/10.4 RPG)
- Logged double-double with 19 points (off five 3-pointers) & 16 rebounds vs. Portugal at FIBA U20 Euro Champs
- Helped Sweden win the 2024 Nordic Championship, going 3-0 after averaging 11.0 PPG and 7.7 RPG

## FASTBREAK

- Had been to the U.S. before on family vacations and moved from Stockholm when she was 15 to play ball and attend school
- Chose NC State because of the team, coaching staff and fans
- Can play inside and outside, shoot 3-pointers and wants to be a good teammate and team player
- Loves the experience of representing her country at the European Championship
- Played many different sports growing up: ice hockey, gymnastics and tennis

## 2024-25 STATS

Opponent	Date	GS	MIN	Total			3-Pointers			Free throws			Rebounds				PF	A	TO	BLK	STL	PTS	AVG
				FG-FGA	PCT	3FG-3FGA	PCT	FT-FTA	PCT	OFF	DEF	TOT	AVG										
ETSU	11/05/2024		09:39	1-1	1.000	0-0	.000	1-1	1.000	3	0	3	3.0	0	0	2	0	3	3.0				
vs South Carolina	11/10/2024		22:28	1-5	.200	0-2	.000	0-0	.000	0	3	3	3.0	0	0	1	0	1	2	2.5			
Kent St.	11/14/2024		12:48	2-3	.667	0-0	.000	0-0	.000	2	1	3	3.0	1	1	1	1	0	4	3.0			
at TCU	11/17/2024		14:23	0-2	.000	0-1	.000	1-2	.500	1	1	2	2.8	1	1	0	0	0	1	2.5			
Coastal Carolina	11/21/2024		13:14	2-4	.500	0-0	.000	0-0	.000	1	1	2	2.6	1	0	0	0	2	4	2.8			
vs Southern U.	11/25/2024		08:12	2-2	1.000	0-0	.000	1-1	1.000	1	1	2	2.5	0	0	1	1	0	5	3.2			
vs LSU	11/27/2024		04:54	0-0	.000	0-0	.000	0-0	.000	0	0	0	2.1	0	0	0	0	0	0	2.7			
Old Dominion	12/08/2024		12:34	3-4	.750	1-2	.500	1-1	1.000	1	1	2	2.1	2	0	0	1	0	8	3.4			
Davidson	12/11/2024		04:29	0-2	.000	0-0	.000	0-0	.000	0	1	1	2.0	1	0	0	0	0	0	3.0			
at Louisville	12/15/2024		15:24	1-3	.333	0-1	.000	2-2	1.000	5	5	10	2.8	1	1	4	1	0	4	3.1			
James Madison	12/19/2024		20:14	2-3	.667	0-1	.000	0-0	.000	3	4	7	3.2	2	0	2	2	0	4	3.2			
Clemson	12/29/2024	*	23:12	2-5	.400	0-1	.000	2-2	1.000	2	1	3	3.2	0	1	0	1	0	6	3.4			
Boston College	01/05/2025	*	20:56	4-6	.667	0-0	.000	2-3	.667	2	1	3	3.2	1	0	0	1	0	10	3.9			
at California	01/09/2025	*	33:54	7-15	.467	4-7	.571	1-2	.500	6	4	10	3.6	4	0	4	1	0	19	5.0			
at Stanford	01/12/2025	*	30:24	4-7	.571	0-2	.000	2-2	1.000	1	4	5	3.7	1	3	2	1	1	10	5.3			
Pittsburgh	01/16/2025	*	14:15	2-4	.500	0-1	.000	0-2	.000	0	1	1	3.6	3	0	1	0	0	4	5.3			
Virginia	01/19/2025	*	29:03	4-10	.400	1-1	1.000	0-0	.000	7	6	13	4.1	3	1	1	0	0	9	5.5			
at Syracuse	01/23/2025	*	19:26	2-5	.400	0-0	.000	0-0	.000	1	1	2	4.0	1	0	0	0	0	4	5.4			
Virginia Tech	01/26/2025	*	22:18	2-4	.500	0-0	.000	0-2	.000	0	1	1	3.8	2	0	0	0	0	4	5.3			
at Wake Forest	01/30/2025	*	21:00	4-4	1.000	0-0	.000	4-4	1.000	1	2	3	3.8	2	0	0	0	0	12	5.7			
Duke	02/03/2025	*	21:46	2-2	1.000	1-1	1.000	0-0	.000	0	7	7	4.0	3	0	2	0	1	5	5.6			
at Florida St.	02/09/2025	*	34:22	7-12	.583	0-1	.000	2-2	1.000	6	8	14	4.4	1	0	0	3	1	16	6.1			
Miami (FL)	02/13/2025	*	29:29	4-7	.571	0-1	.000	2-3	.667	3	3	6	4.5	2	2	0	1	0	10	6.3			
at North Carolina	02/16/2025	*	29:08	4-9	.444	0-4	.000	0-1	.000	2	4	6	4.5	4	1	1	0	1	8	6.3			
<b>Totals</b>			<b>13</b>	<b>467:33</b>	<b>62-119</b>	<b>.521</b>	<b>7-26</b>	<b>.269</b>	<b>21-30</b>	<b>.700</b>	<b>48</b>	<b>61</b>	<b>109</b>	<b>4.5</b>	<b>36</b>	<b>11</b>	<b>21</b>	<b>16</b>	<b>7</b>	<b>152</b>	<b>6.3</b>		

## Player Averages

Games Played	Minutes/game	Points/game	FG Pct	3FG Pct	FT Pct	Rebounds/game	Assists/game	Turnovers/game	Assist/Turnover ratio	Steals/game	Blocks/game
24	19.5	6.3	52.1	26.9	70.0	4.5	0.5	0.9		0.5	0.7

## CAREER STATS

SEASON	TEAM	GP-GS	MIN/AVG	Field Goals	3-Point	F-Throws	Rebounds	Assists	Turnovers	Steals	Blocks	Scoring								
				FG-FGA	FG%	3FG-3FGA	3FG%	FT-FTA	FT%	OFF	DEF	TOT	AVG	PF-FO	A	TO	BLK	STL	PTS	AVG
2024-25	NCSU	24-13	468/19.5	62-119	.521	7-26	.269	21-30	.700	48	61	109	4.5	36-0	11	21	16	7	152	6.3
<b>TOTAL</b>		<b>24-13</b>	<b>468/19.5</b>	<b>62-119</b>	<b>.521</b>	<b>7-26</b>	<b>.269</b>	<b>21-30</b>	<b>.700</b>	<b>48</b>	<b>61</b>	<b>109</b>	<b>4.5</b>	<b>36-0</b>	<b>11</b>	<b>21</b>	<b>16</b>	<b>7</b>	<b>152</b>	<b>6.3</b>



**21** Madison Hayes | Gr. | 6-0 | G | Chattanooga, Tenn. (Mississippi State/East Hamilton)

**CAREER STATS**

**POINTS**  
 Conference.....24 - at Clemson (1/25/24)  
 NCAAAT .....10 - vs. Princeton (3/17/23)  
 Season .....19 (3x) - Last: vs. Miami (2/13/25)  
 Career .....24 - at Clemson (1/25/24)

**REBOUNDS**  
 Conference.....14 - at Boston College (1/28/24)  
 NCAAAT .....10 - vs. Stanford (3/29/24)  
 Season .....11 (2x) - at UNC (2/16/25) & vs. Virginia (1/19/25)  
 Career .....14 - at Boston College (1/28/24)

**FG MADE**  
 Conference.....10 - at Clemson (1/25/24)  
 NCAAAT .....4 - vs. Princeton (3/17/23)  
 Season .....7 (2x) - at Syracuse (1/23/25) & vs. Coastal Carolina (11/21/24)  
 Career .....10 - at Clemson (1/25/24)

**FG ATTEMPTED**  
 Conference.....17 - at Pitt (2/11/24)  
 NCAAAT .....8 - vs. Chattanooga (4/5/24)  
 Season .....13 - vs. Virginia (1/19/25)  
 Career .....17 - at Pitt (2/11/24)

**3FG MADE**  
 Conference.....4 (5x) - last vs. Miami (2/13/24)  
 NCAAAT .....2 (2x) - last vs. Stanford (3/29/24)  
 Season .....4 - vs. Miami (2/13/25)  
 Career .....4 (6x) - last vs. Miami (2/13/24)

**3FG ATTEMPTED**  
 Conference.....10 (2x) - last at Pitt (2/11/24)  
 NCAAAT .....4 (3x) - last vs. South Carolina (3/23/24)  
 Season .....9 - vs. Miami (2/13/25)  
 Career .....10 (3x) - last at Pitt (2/11/24)

**FT MADE**  
 Conference.....9 - vs. Virginia Tech (2/8/24)  
 NCAAAT .....2 (2x) - last vs. Texas (3/31/24)  
 Season .....8 (2x) - vs. Virginia (1/19/25) & Clemson (12/29/24)  
 Career .....9 - vs. Virginia Tech (2/8/24)

**FT ATTEMPTED**  
 Conference.....10 - vs. Clemson (12/29/24)  
 NCAAAT .....2 (4x) - last vs. Texas (3/31/24)  
 Season .....10 - vs. Clemson (12/29/24)  
 Career .....10 - vs. Clemson (12/29/24)

**ASSISTS**  
 Conference.....3 (2x) - last at North Carolina (2/22/24)  
 NCAAAT .....4 - vs. Stanford (3/23/24)  
 Season .....3 (2x) - vs. Pitt (1/17/25) & at Stanford (1/12/25)  
 Career .....6 - vs. Towson (11/15/21)

**STEALS**  
 Conference.....4 - vs. Ole Miss (1/10/21)#  
 NCAAAT .....1 (5x) - last vs. Stanford (3/29/24)  
 Season .....3 (2x) - at WFU (1/30/25) & Stanford (1/12/25)  
 Career .....4 - vs. Ole Miss (1/10/21)

**BLOCKS**  
 Conference.....7 - vs. Virginia (1/8/23)  
 NCAAAT .....2 - vs. Princeton (3/17/23)  
 Season .....2 (5x) - Last: vs. Miami (2/13/25)  
 Career .....7 - vs. Virginia (1/8/23)

**MINUTES**  
 Conference.....45 - vs. Syracuse (2/29/24)  
 NCAAAT .....34 - vs. Stanford (3/29/24)  
 Season .....39 - vs. Pitt (1/16/25)  
 Career .....45 - vs. Syracuse (2/29/24)

# - at Mississippi State (2021-22)

**NOTABLE STATS**

STAT	20-21	21-22	22-23	23-24	24-25	Career
Double Figure Pts.	1	1	9	19	14	44
Double Figure Rebs.	-	1	2	8	4	15
Double-Doubles	-	-	1	5	4	10
5+ Assists	-	1	-	-	-	1
3+ Blocks	-	-	1	-	-	1
3+ Steals	-	-	2	1	-	3
Led Team in Pts.	1	-	1	7	2	11
Led Team in Rebs.	2	1	4	10	9	26
Led Team in Asts.	2	2	3	2	-	9
20+ Points	-	-	1	3	-	4
30+ Points	-	-	-	-	-	-

**24-25 SEASON STATS**

GP/GS	PPG	RPG	FG%	3FG%	FT%	APG	BPG	SPG	MPG
25/25	10.7	7.0	.444	.385	.800	0.8	0.6	0.8	31.5

**GAME NOTES**

- Coming off fourth double-double of season with 13 points and 11 rebounds at No. 12/12 North Carolina
- Surpassed 1K points vs. Miami, finishing with 19 points, seven rebounds and two blocks vs. Miami
- Picked on the Cheryl Miller Small Forward of the Year Preseason Watch List
- Had three straight double-doubles, including 19 points & 11 boards w/ game-sealing steal vs. Virginia
- Paces the way in rebounds per game and offensive rebounds (50)
- Has started in a team's best 63 straight games and has played in 95 consecutive games for the Pack
- One of two to start in all 38 games last season, logging a career best 10.2 points and 6.8 rebounds/gm last year
- Named USBWA National Player of the Week after averaging 15.5 points, 8.0 rebounds and 2.0 assists per game in the Pack's victories over No. 16 Notre Dame and Georgia Tech in 2023-24
- Tabbled to 2021 SEC All-Freshman Team at Mississippi State with 4.7 points, 4.7 rebounds and 20.2 minutes per game

**FASTBREAK**

- Working on 3-level scoring in the offseason with midrange being the main focus
- Looking to be a better, vocal leader, especially being the oldest on the team now
- Wanted to come back for this year and it was her best option
- Gave away 420 backpacks for the second annual year as a back-to-school charity event, whole family was involved

**2024-25 STATS**

Opponent	Date	GS	MIN	Total		3-Pointers		Free throws		Rebounds				PF	A	TO	BLK	STL	PTS	AVG	
				FG-FGA	PCT	3FG-3FGA	PCT	FT-FTA	PCT	OFF	DEF	TOT	AVG								
ETSU	11/05/2024	*	25:59	5-7	.714	1-2	.500	0-1	.000	2	1	3	3.0	0	0	0	0	2	11	11.0	
vs South Carolina	11/10/2024	*	21:56	1-1	1.000	1-1	1.000	0-0	.000	0	3	3	3.0	0	2	2	0	0	3	7.0	
Kent St.	11/14/2024	*	25:14	3-9	.333	1-4	.250	2-2	1.000	2	6	8	4.7	2	0	0	1	1	9	7.7	
at TCU	11/17/2024	*	33:31	2-3	.667	2-3	.667	0-0	.000	0	5	5	4.8	1	0	0	0	0	6	7.3	
Coastal Carolina	11/21/2024	*	24:37	7-10	.700	3-6	.500	1-1	1.000	1	3	4	4.6	0	1	0	1	2	18	9.4	
vs Southern U.	11/25/2024	*	25:37	2-5	.400	0-2	.000	4-4	1.000	1	6	7	5.0	0	0	0	1	1	8	9.2	
vs LSU	11/27/2024	*	26:36	4-9	.444	3-7	.429	0-0	.000	3	1	4	4.9	2	2	1	0	0	11	9.4	
Ole Miss	12/05/2024	*	34:05	2-7	.286	0-2	.000	2-4	.500	4	5	9	5.4	2	0	1	2	0	6	9.0	
Old Dominion	12/08/2024	*	24:13	2-6	.333	0-0	.000	2-3	.667	3	5	8	5.7	1	0	2	0	0	6	8.7	
Davidson	12/11/2024	*	36:08	0-5	.000	0-2	.000	7-8	.875	4	6	10	6.1	0	0	0	2	2	7	8.5	
at Louisville	12/15/2024	*	22:48	1-3	.333	0-0	.000	0-0	.000	2	4	6	6.1	3	1	2	1	0	2	7.9	
James Madison	12/19/2024	*	35:37	4-12	.333	2-6	.333	1-2	.500	1	4	5	6.0	0	0	3	0	0	11	8.2	
Clemson	12/29/2024	*	37:43	4-10	.400	3-6	.500	8-10	.800	4	5	9	6.2	1	0	1	0	0	19	9.0	
Boston College	01/05/2025	*	25:51	4-7	.571	2-5	.400	3-4	.750	2	3	5	6.1	2	2	1	0	0	13	9.3	
at California	01/09/2025	*	38:10	1-7	.143	1-5	.200	0-0	.000	1	6	7	6.2	0	1	0	0	0	3	8.9	
at Stanford	01/12/2025	*	36:03	4-9	.444	3-6	.500	0-0	.000	1	4	5	6.1	0	3	0	0	0	11	9.0	
Pittsburgh	01/16/2025	*	38:58	4-11	.364	1-5	.200	4-4	1.000	0	10	10	6.4	4	3	3	0	1	13	9.2	
Virginia	01/19/2025	*	38:32	5-13	.385	1-3	.333	8-8	1.000	6	5	11	6.6	0	0	2	2	2	19	9.8	
at Syracuse	01/23/2025	*	37:13	7-12	.583	3-6	.500	1-1	1.000	1	9	10	6.8	1	0	1	2	2	18	10.2	
Virginia Tech	01/26/2025	*	26:42	5-6	.833	0-1	.000	2-4	.500	2	4	6	6.8	0	0	0	0	0	1	12	10.3
at Wake Forest	01/30/2025	*	28:02	3-6	.500	1-3	.333	0-0	.000	2	5	7	6.8	0	1	0	1	3	7	10.1	
Duke	02/03/2025	*	37:34	2-6	.333	1-4	.250	3-3	1.000	2	5	7	6.8	1	1	1	1	1	8	10.0	
at Florida St.	02/09/2025	*	35:47	4-11	.364	2-5	.400	4-6	.667	3	6	9	6.9	2	2	0	0	0	14	10.2	
Miami (FL)	02/13/2025	*	37:35	6-12	.500	4-9	.444	3-4	.750	1	6	7	6.9	0	1	0	2	1	19	10.6	
at North Carolina	02/16/2025	*	33:48	5-9	.556	2-3	.667	1-1	1.000	5	6	11	7.0	2	1	1	0	0	13	10.7	
<b>Totals</b>			<b>25</b>	<b>788:19</b>	<b>87-196</b>	<b>.444</b>	<b>37-96</b>	<b>.385</b>	<b>56-70</b>	<b>.800</b>	<b>53</b>	<b>123</b>	<b>176</b>	<b>7.0</b>	<b>24</b>	<b>21</b>	<b>21</b>	<b>16</b>	<b>19</b>	<b>267</b>	<b>10.7</b>

**Player Averages**

Games Played	Minutes/game	Points/game	FG Pct	3FG Pct	FT Pct	Rebounds/game	Assists/game	Turnovers/game	Assist/Turnover ratio	Steals/game	Blocks/game
25	31.5	10.7	44.4	38.5	80.0	7.0	0.8	0.8	1.0	0.8	0.6

**CAREER STATS**

SEASON	TEAM	GP-GS	MIN/AVG	Field Goals		3-Point		F-Throws		Rebounds				Scoring						
				FG-FGA	FG%	3FG-3FGA	3FG%	FT-FTA	FT%	OFF	DEF	TOT	AVG	PF-FO	A	TO	BLK	STL	PTS	AVG
2020-21	MS	19-9	384/20.2	33-75	.440	10-26	.385	14-29	.483	34	55	89	4.7	30-0	20	7	8	90	4.7	
2021-22	NCSU	26-0	246/9.5	16-49	.327	5-16	.313	24-42	.571	33	42	75	2.9	16-0	17	7	2	11	61	2.3
2022-23	NCSU	32-25	793/24.8	77-180	.428	32-88	.364	39-56	.696	40	82	122	3.8	32-0	31	26	22	17	225	7.0
2023-24	NCSU	38-38	1182/31.1	131-312	.420	56-139	.403	69-99	.697	80	180	260	6.8	50-0	51	52	16	25	387	10.2
2024-25	NCSU	25-25	788/31.5	87-196	.444	37-96	.385	56-70	.800	53	123	176	7.0	24-0	21	16	19	267	10.7	
<b>TOTAL FOR NCSU</b>		<b>121-88</b>	<b>3010/24.9</b>	<b>311-737</b>	<b>.422</b>	<b>130-339</b>	<b>.383</b>	<b>188-267</b>	<b>.704</b>	<b>206</b>	<b>427</b>	<b>633</b>	<b>5.2</b>	<b>122-0</b>	<b>120</b>	<b>106</b>	<b>56</b>	<b>72</b>	<b>940</b>	<b>7.8</b>
<b>TOTAL</b>		<b>140-97</b>	<b>3394/24.2</b>	<b>344-812</b>	<b>.424</b>	<b>140-365</b>	<b>.384</b>	<b>202-296</b>	<b>.682</b>	<b>240</b>	<b>482</b>	<b>722</b>	<b>5.2</b>	<b>152-0</b>	<b>140</b>	<b>126</b>	<b>63</b>	<b>80</b>	<b>1030</b>	<b>7.4</b>



## 22 Saniya Rivers | Sr. | 6-1 | G | Wilmington, N.C. (South Carolina/Ashley)

### CAREER STATS

POINTS	
Conference ...	23 (2x) - vs. BC (1/5/25) & Wake Forest (3/3/24)
NCAAT	20 - vs. Tennessee (3/25/24)
Season	25 - vs. Davidson (12/11/24)
Career	33 - vs. UConn (11/12/23)
REBOUNDS	
Conference	16 - at Virginia (12/31/23)
NCAAT	11 - vs. Princeton (3/17/24)
Season	13 - at Louisville (12/15/24)
Career	16 - at Virginia (12/31/23)
FG MADE	
Conference ...	8 (2x) - vs. BC (1/5/25) & Wake Forest (3/3/24)
NCAAT	6 - vs. Tennessee (3/25/24)
Season	11 - vs. Davidson (12/11/24)
Career	11 (2x) - vs. Davidson (12/11/24) & UConn (11/12/23)
FG ATTEMPTED	
Conference	16 - at Notre Dame (2/15/24)
NCAAT	17 - vs. Texas (3/31/24)
Season	21 - vs. Davidson (12/11/24)
Career	21 - vs. Davidson (12/11/24)
3FG MADE	
Conference	3 - at North Carolina (2/22/24)
NCAAT	2 - vs. Chattanooga (3/25/24)
Season	2 (6x) - last: at FSU (1/19/25)
Career	3 (2x) - last at North Carolina (2/22/24)
3FG ATTEMPTED	
Conference	4 - vs. Miami (1/28/24)
NCAAT	7 - vs. Chattanooga (3/25/24)
Season	5 (3x) - last: at UNC (2/16/25)
Career	7 - at Miami (1/28/24)
FT MADE	
Conference	10 - vs. Syracuse (2/29/24)
NCAAT	7 - vs. Tennessee (3/17/24)
Season	8 - Old Dominion (12/8/24)
Career	10 (2x) - last vs. Syracuse (2/29/24)
FT ATTEMPTED	
Conference	13 - vs. Syracuse (2/29/24)
NCAAT	11 - vs. Tennessee (3/25/24)
Season	10 - vs. Boston College (1/15/25)
Career	14 - vs. UConn (11/12/24)
ASSISTS	
Conference	8 - at Virginia (12/31/23)
NCAAT	6 - vs. Princeton (3/17/24)
Season	7 - vs. Pitt (1/16/25)
Career	8 - at Virginia (12/31/23)
STEALS	
Conference	8 - vs. Boston College (1/5/23)
NCAAT	2 (3x) - last vs. Tennessee (3/25/24)
Season	4 (2x) - vs. Virginia (1/19/25) & Boston College (1/5/25)
Career	8 - vs. Boston College (1/5/23)
BLOCKS	
Conference	4 - at UNC (2/16/25)
NCAAT	3 - vs. Tennessee (3/17/24)
Season	4 - at UNC (2/16/25)
Career	4 - at UNC (2/16/25)
MINUTES	
Conference	45 - vs. Syracuse (2/29/24)
NCAAT	40 (3x) - last vs. Texas (3/31/24)
Season	40 (4x) - last: at UNC (2/16/25)
Career	45 - vs. Syracuse (2/29/24)

### 24-25 SEASON STATS

GP/GS	PPG	RPG	FG%	3FG%	FT%	APG	BPG	SPG	MPG
25/25	12.0	6.0	.425	.279	.667	3.0	1.3	1.6	33.1

### GAME NOTES

- Coming off fifth double-double of year w/ 14 points, 12 boards, four assists, four blocks & two steals at No. 12/12 UNC
- Leads the Pack in steals per game and blocks per game and is on Cheryl Miller Midseason Top 10 Watch List
- Preseason All-ACC Team and Ann Meyers-Drysdale, Naismith POY and Wooden Award Preseason Watch Lists
- Achieved 1,000 career points (including freshman year at SC) vs. Virginia Tech, a game she had 17 points
- Had back-to-back double-doubles (25P, 11 R vs. Davidson & 14P, 13R vs. Louisville) and has four on the season
- Logged season-high 25 points and 11 rebounds for first double-double of season vs. Davidson
- Has started in 51 straight games and has played 118 collegiate games (including year at SC)
- Named an All-ACC First Team selection, as well as an AP All-America Honorable Mention choice after having averaged 12.5 points, 6.1 rebounds, 3.7 assists, 2.1 steals and 0.9 blocks per game as a junior
- Ranked No. 3 overall player out of high school, appearing in 27 games as a freshman at South Carolina

### FASTBREAK

- Loved her experience at the Top DAWG Kelsey Plum camp since it wasn't just about basketball, but about recovery, mental health, life coaching, etc., and flipped her whole perspective about wanting to play pro
- Setting a goal to be more selfish, being she is a pass-first point guard in the past and she'll need to score more
- Looking to score at all three levels and increase 3-point shooting
- Best cook on the team
- Sister, Nanna, played for NC State and was a 2004 ACC All-Defensive Team recipient

### 2024-25 STATS

Opponent	Date	GS	MIN	Total			3-Pointers		Free throws		Rebounds				PF	A	TO	BLK	STL	PTS	AVG
				FG-FGA	PCT	3FG-3FGA	PCT	FT-FTA	PCT	OFF	DEF	TOT	AVG								
ETSU	11/05/2024	*	31:44	4-12	.333	2-5	.400	1-2	.500	3	4	7	7.0	1	1	1	3	11	11.0		
vs South Carolina	11/10/2024	*	28:29	1-7	.143	0-1	.000	2-2	1.000	1	6	7	7.0	2	1	3	3	1	4	7.5	
Kent St.	11/14/2024	*	31:58	3-9	.333	0-2	.000	0-0	.000	0	5	5	6.3	1	3	2	1	2	6	7.0	
at TCU	11/17/2024	*	37:20	8-16	.500	0-2	.000	0-0	.000	0	5	5	6.0	2	2	0	1	1	16	9.3	
Coastal Carolina	11/21/2024	*	23:37	3-9	.375	0-1	.000	0-0	.000	1	4	5	5.8	1	3	2	1	1	6	8.6	
vs Southern U.	11/25/2024	*	31:49	2-6	.333	0-2	.000	1-2	.500	1	6	7	6.0	2	3	4	1	1	5	8.0	
vs LSU	11/27/2024	*	38:55	8-19	.421	2-4	.500	3-3	1.000	0	0	0	5.1	0	2	0	1	2	21	9.9	
Ole Miss	12/05/2024	*	34:31	3-8	.375	2-4	.500	2-2	1.000	1	5	6	5.3	3	4	5	1	0	10	9.9	
Old Dominion	12/08/2024	*	21:19	3-7	.429	0-1	.000	8-9	.889	1	4	5	5.2	0	4	1	0	3	14	10.3	
Davidson	12/11/2024	*	40:00	11-21	.524	0-0	.000	3-4	.750	4	7	11	5.8	0	0	0	1	1	25	11.8	
at Louisville	12/15/2024	*	30:41	5-11	.455	1-2	.500	3-4	.750	0	13	13	6.5	1	2	4	1	2	14	12.0	
James Madison	12/19/2024	*	26:19	1-5	.200	0-2	.000	0-2	.000	0	6	6	6.4	0	4	0	1	0	2	11.2	
Clemson	12/29/2024	*	34:27	6-12	.500	1-3	.333	1-5	.200	0	3	3	6.2	3	3	1	1	0	14	11.4	
Boston College	01/05/2025	*	28:25	8-11	.727	1-2	.500	6-10	.600	1	10	11	6.5	0	4	3	1	4	23	12.2	
at California	01/09/2025	*	40:00	5-15	.333	1-3	.333	1-3	.333	0	7	7	6.5	0	4	1	2	1	12	12.2	
at Stanford	01/12/2025	*	40:00	7-12	.583	2-3	.667	1-1	1.000	2	9	11	6.8	1	2	4	2	1	17	12.5	
Pittsburgh	01/16/2025	*	39:03	4-10	.400	2-3	.667	5-5	1.000	1	3	4	6.6	1	7	2	3	15	12.6		
Virginia	01/19/2025	*	29:06	3-8	.375	0-2	.000	0-0	.000	0	1	1	6.3	2	3	1	0	4	6	12.3	
at Syracuse	01/23/2025	*	37:22	1-6	.167	0-1	.000	2-4	.500	0	3	3	6.2	1	6	0	2	4	11.8		
Virginia Tech	01/26/2025	*	29:20	7-11	.636	0-0	.000	3-4	.750	1	5	6	6.2	2	1	1	1	3	17	12.1	
at Wake Forest	01/30/2025	*	26:14	5-11	.455	0-3	.000	3-3	1.000	0	4	4	6.0	0	1	0	1	1	13	12.1	
Duke	02/03/2025	*	39:29	5-12	.417	0-1	.000	3-4	.750	0	3	3	5.9	1	4	2	2	1	13	12.2	
at Florida St.	02/09/2025	*	33:09	4-10	.400	2-4	.500	2-4	.500	0	3	3	5.8	3	3	2	2	1	12	12.2	
Miami (FL)	02/13/2025	*	35:26	3-10	.300	1-5	.200	0-0	.000	1	5	6	5.8	1	5	2	1	1	7	12.0	
at North Carolina	02/16/2025	*	40:00	7-18	.389	0-5	.000	0-2	.000	1	11	12	6.0	3	4	2	4	2	14	12.0	
<b>Totals</b>			<b>25</b>	<b>828:44</b>	<b>117-275</b>	<b>.425</b>	<b>17-61</b>	<b>.279</b>	<b>50-75</b>	<b>.667</b>	<b>19</b>	<b>132</b>	<b>151</b>	<b>6.0</b>	<b>31</b>	<b>76</b>	<b>43</b>	<b>32</b>	<b>41</b>	<b>301</b>	<b>12.0</b>

### Player Averages

Games Played	Minutes/game	Points/game	FG Pct	3FG Pct	FT Pct	Rebounds/game	Assists/game	Turnovers/game	Assist/Turnover ratio	Steals/game	Blocks/game
25	33.1	12.0	42.5	27.9	66.7	6.0	3.0	1.7	1.8	1.6	1.3

### NOTABLE STATS

STAT	21-22	22-23	23-24	24-25	Career
Double Figure Pts.	-	10	23	17	50
Double Figure Rebs.	-	2	3	5	10
Double-Doubles	-	3	5	8	8
5+ Assists	1	8	13	1	23
3+ Blocks	-	4	3	2	9
3+ Steals	-	7	10	4	21
Led Team in Pts.	-	5	6	4	15
Led Team in Rebs.	-	10	8	7	25
Led Team in Assists	4	18	22	6	50
20+ Points	-	1	5	3	9
30+ Points	-	-	1	-	1

### CAREER STATS

SEASON	TEAM	GP-GS	MIN/AVG	Field Goals		3-Point		F-Throws		Rebounds				Scoring						
				FG-FGA	FG%	3FG-3FGA	3FG%	FT-FTA	FT%	OFF	DEF	TOT	AVG	PF-FO	A	TO	BLK	STL	PTS	AVG
2021-22	SC	27-0	352/13.0	24-98	.245	1-31	.032	12-24	.500	5	38	43	1.6	37-0	38	27	13	13	61	2.3
2022-23	NCSU	31-12	868/28.0	104-237	.439	14-65	.215	45-72	.625	21	139	160	5.2	55-0	91	70	31	57	267	8.6
2023-24	NCSU	35-35	1231/35.2	150-393	.382	25-96	.260	111-151	.735	19	194	213	6.1	52-0	129	90	32	75	436	12.5
2024-25	NCSU	25-25	829/33.1	117-275	.425	17-61	.279	50-75	.667	19	132	151	6.0	31-0	76	43	32	41	301	12.0
<b>TOTAL FOR NCSU</b>		<b>91-72</b>	<b>2928/32.2</b>	<b>371-905</b>	<b>.410</b>	<b>56-222</b>	<b>.252</b>	<b>206-298</b>	<b>.691</b>	<b>59</b>	<b>465</b>	<b>524</b>	<b>5.8</b>	<b>138-0</b>	<b>296</b>	<b>203</b>	<b>95</b>	<b>173</b>	<b>1004</b>	<b>11.0</b>
<b>TOTAL</b>		<b>118-72</b>	<b>3279/27.8</b>	<b>395-1003</b>	<b>.394</b>	<b>57-253</b>	<b>.225</b>	<b>218-322</b>	<b>.677</b>	<b>64</b>	<b>503</b>	<b>567</b>	<b>4.8</b>	<b>175-0</b>	<b>334</b>	<b>230</b>	<b>108</b>	<b>186</b>	<b>1065</b>	<b>9.0</b>



**24 Laci Steele | So. | 5-11 | G | Edmond, Okla. (Edmond North)**

**CAREER STATS**

<b>POINTS</b>	ACC..... 13 - vs. Virginia (1/11/24)
NCAAT.....	1 - vs. Chattanooga (3/23/24)
Season.....	7 - vs. Kent State (11/14/24)
Career.....	11 - vs. Virginia (1/11/24)
<b>REBOUNDS</b>	ACC..... 4 - at Pitt (2/11/24)
NCAAT.....	1 - vs. Chattanooga (3/23/24)
Season.....	3 (2x) - at Stanford (1/12/25) & vs. BC (1/5/25)
Career.....	4 (4x) - last at Pitt (2/11/24)
<b>FG MADE</b>	ACC..... 5 - vs. Virginia (1/11/24)
NCAAT.....	1 - vs. Chattanooga (3/23/24)
Season.....	3 - vs. Kent State (11/14/24)
Career.....	5 - vs. Virginia (1/11/24)
<b>FG ATTEMPTED</b>	ACC..... 6 (2x) - last vs. Virginia (1/11/24)
NCAAT.....	2 (2x) - last vs. South Carolina (4/5/24)
Season.....	7 - vs. Kent State (11/14/24)
Career.....	12 - vs. Charlotte (11/7/23)
<b>3FG MADE</b>	ACC..... 3 - vs. Virginia (1/11/24)
NCAAT.....	1 - vs. Chattanooga (3/23/24)
Season.....	2 (2x) - at Stanford (1/12/25) & Louisville (12/15/24)
Career.....	3 - vs. Virginia (1/11/24)
<b>3FG ATTEMPTED</b>	ACC..... 5 (2x) - last at Pitt (2/11/24)
NCAAT.....	2 - vs. South Carolina (4/5/24)
Season.....	4 - Old Dominion (12/8/24)
Career.....	6 - vs. Elon (11/15/23)
<b>FT MADE</b>	ACC..... 1 (2x) - vs. Pitt (1/16/25) & at Clemson (1/25/24)
NCAAT.....	1 - vs. Pitt (1/16/25)
Season.....	1 - vs. Pitt (1/16/25)
Career.....	6 - at Old Dominion (12/20/23)
<b>FT ATTEMPTED</b>	ACC..... 2 - at Clemson (1/25/24)
NCAAT.....	1 - vs. Pitt (1/16/25)
Season.....	1 - vs. Pitt (1/16/25)
Career.....	6 - at Old Dominion (12/20/23)
<b>ASSISTS</b>	ACC..... 3 - at Miami (1/18/24)
NCAAT.....	1 - vs. Chattanooga (3/23/24)
Season.....	1 (4x) - Last: vs. VT (1/26/25)
Career.....	3 - at Miami (1/18/24)
<b>STEALS</b>	ACC..... 3 - at Clemson (1/25/24)
NCAAT.....	1 - vs. Chattanooga (3/23/24)
Season.....	2 (2x) - at Louisville (12/15/24) & vs. Kent State (11/14/24)
Career.....	3 - at Clemson (1/25/24)
<b>BLOCKS</b>	ACC..... 1 - vs. Chattanooga (3/23/24)
NCAAT.....	1 - vs. Chattanooga (3/23/24)
Season.....	1 - vs. Chattanooga (3/23/24)
Career.....	2 - vs. Illinois State (12/3/23)
<b>MINUTES</b>	ACC..... 23 - vs. Virginia (1/11/24)
NCAAT.....	10 - vs. Chattanooga (3/23/24)
Season.....	22 - Old Dominion (12/8/24)
Career.....	26 - vs. Elon (11/15/23)

**NOTABLE STATS**

<b>STAT</b>	<b>23-24</b>	<b>24-25</b>	<b>CAREER</b>
Double Figure Pts.	4	-	4
Double Figure Rebs.	-	-	-
Double Doubles	-	-	-
5+ Assists	-	-	-
3+ Blocks	-	-	-
3+ Steals	1	-	1
Led Team in Pts.	-	-	-
Led Team in Rebs.	-	-	-
Led Team in Asts.	1	-	1
20+ Points	-	-	-
30+ Points	-	-	-

**SEASON STATS**

<b>GP/GS</b>	<b>PPG</b>	<b>RPG</b>	<b>FG%</b>	<b>3FG%</b>	<b>FT%</b>	<b>APG</b>	<b>BPG</b>	<b>SPG</b>	<b>MPG</b>
19/0	1.7	0.8	.324	.348	1.000	0.2	0.0	0.3	6.9

**GAME NOTES**

- Played two minutes at No. 12/12 North Carolina
- Gave the Pack a huge lift off the bench w/ two 3-pointers for six points & three boards in 10 minutes at Stanford
- Provided a spark off the bench with six points (two 3-pointers) and two steals at Louisville
- Has shot 8-of-23 (.348) from beyond the arc this year and has played in 17 games
- Appeared in 32 games off the bench, averaging 3.4 points per game with 11.8 minutes per game as a freshman
- Shot .800 from free throw line (16-of-20) & made 20 3-pointers with four double-digit scoring games in 2023-24
- Ranked the No. 56 player in the class of 2023 by ESPN and was a McDonald's All-America Game nominee
- Named the 2023 Oklahoma AAU Player of the Year, Oklahoma Gatorade Player of the Year and Oklahoma Max Preps Player of the Year

**FASTBREAK**

- Working on being vocal and having the same perspective this year of trying to play a bigger role
- Worked on getting in better shape and thinks her defense will be much better with that
- Familia primum "family first" tattoo on her wrist and her mom, sister and brother have it tattooed (dad hasn't been convinced yet)
- Family is coming to games, maybe with the RV from Oklahoma

**2024-25 STATS**

Opponent	Date	GS	MIN	Total		3-Pointers		Free throws		Rebounds			PF	A	TO	BLK	STL	PTS	AVG	
				FG-FGA	PCT	3FG-3FGA	PCT	FT-FTA	PCT	OFF	DEF	TOT								AVG
ETSU	11/05/2024		03:40	0-0	.000	0-0	.000	0-0	.000	0	2	2	2.0	0	0	1	0	0	0	0.0
vs South Carolina	11/10/2024		02:10	0-0	.000	0-0	.000	0-0	.000	0	0	0	1.0	0	0	0	0	0	0.0	
Kent St.	11/14/2024		15:09	3-7	.429	1-3	.333	0-0	.000	0	0	0	0.7	2	0	2	0	2	7	2.3
at TCU	11/17/2024		02:17	0-1	.000	0-0	.000	0-0	.000	0	0	0	0.5	0	0	0	0	0	0	1.8
Coastal Carolina	11/21/2024		05:11	0-1	.000	0-1	.000	0-0	.000	0	0	0	0.4	0	0	0	0	0	0	1.4
vs Southern U.	11/25/2024		04:47	0-1	.000	0-0	.000	0-0	.000	0	1	1	0.5	1	1	0	0	0	0	1.2
Old Dominion	12/08/2024		22:04	2-6	.333	1-4	.250	0-0	.000	0	2	2	0.7	2	1	0	0	1	5	1.7
Davidson	12/11/2024		05:17	0-0	.000	0-0	.000	0-0	.000	0	1	1	0.8	0	0	0	0	0	0	1.5
at Louisville	12/15/2024		11:15	2-4	.500	2-3	.667	0-0	.000	0	1	1	0.8	0	0	1	0	2	6	2.0
James Madison	12/19/2024		07:31	0-3	.000	0-3	.000	0-0	.000	0	1	1	0.8	2	0	0	0	0	0	1.8
Clemson	12/29/2024		02:19	0-0	.000	0-0	.000	0-0	.000	0	1	1	0.8	0	0	0	0	0	0	1.6
Boston College	01/05/2025		13:25	0-2	.000	0-1	.000	0-0	.000	0	3	3	1.0	1	0	0	0	1	0	1.5
at California	01/09/2025		03:11	0-0	.000	0-0	.000	0-0	.000	0	0	0	0.9	0	0	0	0	0	0	1.4
at Stanford	01/12/2025		10:00	2-3	.667	2-3	.667	0-0	.000	0	3	3	1.1	0	1	0	0	0	6	1.7
Pittsburgh	01/16/2025		03:52	1-1	1.000	1-1	1.000	1-1	1.000	0	0	0	1.0	0	0	0	0	0	4	1.9
Virginia Tech	01/26/2025		07:22	0-2	.000	0-1	.000	0-0	.000	0	0	0	0.9	1	1	0	0	0	0	1.8
at Wake Forest	01/30/2025		07:34	1-5	.200	1-3	.333	0-0	.000	0	0	0	0.9	0	0	0	0	0	3	1.8
at Florida St.	02/09/2025		01:17	1-1	1.000	0-0	.000	0-0	.000	0	1	1	0.9	0	0	0	0	0	2	1.8
at North Carolina	02/16/2025		02:00	0-0	.000	0-0	.000	0-0	.000	0	0	0	0.8	0	0	0	0	0	0	1.7
<b>Totals</b>			<b>0 130:21</b>	<b>12-37</b>	<b>.324</b>	<b>8-23</b>	<b>.348</b>	<b>1-1</b>	<b>1.000</b>	<b>0</b>	<b>16</b>	<b>16</b>	<b>0.8</b>	<b>9</b>	<b>4</b>	<b>4</b>	<b>0</b>	<b>6</b>	<b>33</b>	<b>1.7</b>

**Player Averages**

<b>Games Played</b>	<b>Minutes/game</b>	<b>Points/game</b>	<b>FG Pct</b>	<b>3FG Pct</b>	<b>FT Pct</b>	<b>Rebounds/game</b>	<b>Assists/game</b>	<b>Turnovers/game</b>	<b>Assist/Turnover ratio</b>	<b>Steals/game</b>	<b>Blocks/game</b>
19	6.9	1.7	32.4	34.8	100.0	0.8	0.2	0.2	1.0	0.3	0.0

**CAREER STATS**

SEASON	TEAM	GP-GS	MIN/AVG	Field Goals		3-Point		F-Throws		Rebounds			Other				Scoring			
				FG-FGA	FG%	3FG-3FGA	3FG%	FT-FTA	FT%	OFF	DEF	TOT	AVG	PF	FO	A	TO	BLK	STL	PTS
2023-24	NCSU	32-0	378/11.8	36-108	.333	20-66	.303	16-20	.800	3	30	33	1.0	25-0	16	16	4	15	108	3.4
2024-25	NCSU	19-0	130/6.9	12-37	.324	8-23	.348	1-1	1.000	0	16	16	0.8	9-0	4	4	0	6	33	1.7
<b>TOTAL</b>		<b>51-0</b>	<b>509/10.0</b>	<b>48-145</b>	<b>.331</b>	<b>28-89</b>	<b>.315</b>	<b>17-21</b>	<b>.810</b>	<b>3</b>	<b>46</b>	<b>49</b>	<b>1.0</b>	<b>34-0</b>	<b>20</b>	<b>20</b>	<b>4</b>	<b>21</b>	<b>141</b>	<b>2.8</b>



**35** Zoe Brooks | So. | 5-10 | G | Plainfield, N.J. (Saint John Vianney)

**CAREER STATS**

**POINTS**  
 ACC ..... 21 - at FSU (2/9/25)  
 NCAAAT ..... 16 - vs. Tennessee (3/25/24)  
 Season ..... 21 (2x) - at FSU (2/9/25) & vs. ETSU (11/5/24)  
 Career ..... 21 (2x) - at FSU (2/9/25) & vs. ETSU (11/5/24)

**REBOUNDS**  
 ACC ..... 11 - vs. Boston College (1/5/25)  
 NCAAAT ..... 6 - vs. Tennessee (3/25/24)  
 Season ..... 11 - vs. Boston College (1/5/25)  
 Career ..... 12 - vs. Liberty (12/10/24)

**FG MADE**  
 ACC ..... 8 - at FSU (2/9/25)  
 NCAAAT ..... 7 - vs. Tennessee (3/25/24)  
 Season ..... 8 (3x) - Last: at FSU (2/9/25)  
 Career ..... 8 (4x) - Last: at FSU (2/9/25)

**FG ATTEMPTED**  
 ACC ..... 16 (2x) - at FSU (2/9/25) & vs. Clemson (12/29/24)  
 NCAAAT ..... 14 - vs. Stanford (3/29/24)  
 Season ..... 16 (2x) - at FSU (2/9/25) & vs. Clemson (12/29/24)  
 Career ..... 16 (2x) - at FSU (2/9/25) & s. Clemson (12/29/24)

**3FG MADE**  
 ACC ..... 2 (4x) - Last: vs. Virginia (1/19/25)  
 NCAAAT ..... 1 - vs. Tennessee (3/25/24)  
 Season ..... 2 (4x) - Last: vs. Virginia (1/19/25)  
 Career ..... 2 (6x) - last: vs. Virginia (1/19/25)

**3FG ATTEMPTED**  
 ACC ..... 5 - vs. Virginia (1/19/25)  
 NCAAAT ..... 2 (3x) - last vs. Stanford (3/29/24)  
 Season ..... 6 - vs. ETSU (11/5/24)  
 Career ..... 6 - vs. ETSU (11/5/24)

**FT MADE**  
 ACC ..... 9 - at Syracuse (1/23/25)  
 NCAAAT ..... 8 - vs. Texas (3/31/24)  
 Season ..... 9 - at Syracuse (1/23/25)  
 Career ..... 10 - vs. Liberty (12/10/23)

**FT ATTEMPTED**  
 ACC ..... 10 - at Syracuse (1/23/25)  
 NCAAAT ..... 10 - vs. Texas (3/31/24)  
 Season ..... 10 - at Syracuse (1/23/25)  
 Career ..... 15 - vs. Liberty (12/10/23)

**ASSISTS**  
 ACC ..... 9 (2x) - at Cal (1/9/25) & at Pitt (2/11/24)  
 NCAAAT ..... 5 - vs. Chattanooga (3/23/24)  
 Season ..... 9 - at Cal (1/9/25)  
 Career ..... 11 - at Old Dominion (12/20/23)

**STEALS**  
 ACC ..... 4 (2x) - vs. BC (1/5/25) & Virginia (1/11/24)  
 NCAAAT ..... 3 (3x) - vs. South Carolina (4/5/24)  
 Season ..... 4 - vs. Boston College (1/5/25)  
 Career ..... 4 (3x) - last vs. Boston College (1/5/25)

**BLOCKS**  
 ACC ..... 3 - vs. Syracuse (2/29/24)  
 NCAAAT ..... 1 (2x) - vs. Texas (3/31/24)  
 Season ..... 3 - vs. Coastal Carolina (11/21/24)  
 Career ..... 3 (2x) - vs. Coastal (11/21/24) & Syracuse (2/29/24)

**MINUTES**  
 ACC ..... 40 (2x) - vs. Virginia (1/19/25) & at Virginia Tech (1/7/24)  
 NCAAAT ..... 33 - vs. Stanford (3/31/24)  
 Season ..... 40 - vs. Virginia (1/19/25)  
 Career ..... 40 (2x) - vs. Virginia (1/19/25) & at Virginia Tech (1/7/24)

**NOTABLE STATS**

STAT	23-24	24-25	CAREER
Double Figure Pts.	18	20	38
Double Figure Rebs.	1	1	2
Double-Doubles	2	1	3
5+ Assists	9	8	17
3+ Blocks	1	1	2
3+ Steals	8	3	11
Led Team in Pts.	1	4	5
Led Team in Rebs.	1	3	4
Led Team in Asts.	14	12	26
20+ Points	-	2	2
30+ Points	-	-	-

**SEASON STATS**

GP/GS	PPG	RPG	FG%	3FG%	FT%	APG	BPG	SPG	MPG
24/24	13.3	4.4	.460	.304	.738	4.0	0.6	1.3	30.7

**GAME NOTES**

- Coming off 10 points, six rebounds and two steals at No. 12/12 North Carolina
- Leads team in assists per game and is second on team in scoring
- Logged career-high 21 points vs. No. 22 FSU w/ seven boards and seven assists, and had 21 points vs. ETSU
- Averaging 14.2 points, 4.9 rebounds, 4.8 assists and 1.4 steals per game in ACC contests
- Scored double digits in 20 games and has 5+ assists in eight different contests this year
- Had first double-double of the season w/ 11 points & 11 rebounds w/ five assists & four steals vs. BC
- Tabbled to the ACC All-Freshman Team, averaging 9.0 points, 3.8 rebounds and 3.4 assists per game
- Led the Pack in assists (130) and tallied 18 double-digit scoring games and nine 5+ assists games in 2023-24
- Became second ever player in school history to log a triple-double w/ 14 points, 12 rebounds & 10 assists vs. Liberty
- Ranked the No. 9 player in the class of 2023 by ESPN as a five-star signee and McDonald's All-American

**FASTBREAK**

- Went to Florida for a family vacation this summer, but mostly worked out, lifted a lot and got stronger
- Wants to lead the team in assists this year and limit turnovers
- Stepping into a leadership role, especially since there are no juniors on the team, and she wants to prepare for that leadership role now
- Father, Maurice, works for the NBA as an editor

**2024-25 STATS**

Opponent	Date	GS	MIN	Total			3-Pointers		Free throws		Rebounds				PF	A	TO	BLK	STL	PTS	AVG
				FG-FGA	PCT	3FG-3FGA	PCT	FT-FTA	PCT	OFF	DEF	TOT	AVG								
ETSU	11/05/2024	*	30:56	8-14	.571	2-6	.333	3-4	.750	0	4	4	4.0	1	4	3	1	1	21	21.0	
vs South Carolina	11/10/2024	*	28:46	5-8	.625	0-0	.000	1-2	.500	0	2	2	3.0	2	1	2	0	0	11	16.0	
at TCU	11/17/2024	*	35:54	6-12	.500	2-4	.500	1-2	.500	0	6	6	4.0	2	3	1	0	0	15	15.7	
Coastal Carolina	11/21/2024	*	27:58	2-4	.500	1-2	.500	1-4	.250	0	9	9	5.3	2	4	3	0	6	13.3		
vs Southern U.	11/25/2024	*	28:02	5-10	.500	0-3	.000	7-9	.778	1	2	3	4.8	2	3	1	0	17	14.0		
vs LSU	11/27/2024	*	28:31	4-7	.571	0-2	.000	4-4	1.000	0	0	0	4.0	1	2	5	1	3	12	13.7	
Ole Miss	12/05/2024	*	34:30	8-13	.615	1-2	.500	2-4	.500	0	3	3	3.9	1	3	2	0	2	19	14.4	
Old Dominion	12/08/2024	*	20:54	3-9	.333	0-1	.000	1-2	.500	0	6	6	4.1	3	2	1	0	1	7	13.5	
Davidson	12/11/2024	*	25:28	1-8	.125	0-0	.000	1-1	1.000	1	1	2	3.9	0	1	1	0	0	3	12.3	
at Louisville	12/15/2024	*	29:26	5-8	.625	0-1	.000	1-1	1.000	1	2	3	3.8	3	3	2	0	1	11	12.2	
James Madison	12/19/2024	*	36:10	5-12	.417	0-2	.000	0-2	.000	0	3	3	3.7	1	6	4	1	3	10	12.0	
Clemson	12/29/2024	*	35:33	7-16	.438	1-3	.333	3-3	1.000	1	3	4	3.8	2	6	1	2	3	18	12.5	
Boston College	01/05/2025	*	32:51	4-11	.364	0-1	.000	3-4	.750	1	10	11	4.3	3	5	3	1	4	11	12.4	
at California	01/09/2025	*	34:47	6-15	.400	0-1	.000	2-2	1.000	0	3	3	4.2	2	9	1	1	2	14	12.5	
at Stanford	01/12/2025	*	26:55	6-12	.500	2-3	.667	0-0	.000	0	1	1	4.0	2	4	1	1	1	14	12.6	
Pittsburgh	01/16/2025	*	30:03	5-11	.455	2-2	1.000	2-3	.667	0	6	6	4.1	1	4	1	1	2	14	12.7	
Virginia	01/19/2025	*	40:00	4-13	.308	2-5	.400	4-4	1.000	2	2	4	4.0	1	7	1	0	2	14	12.8	
at Syracuse	01/23/2025	*	37:47	5-11	.455	0-2	.000	9-10	.900	1	7	8	4.2	1	7	1	0	1	19	13.1	
Virginia Tech	01/26/2025	*	26:56	5-8	.625	0-0	.000	2-2	1.000	2	6	8	4.4	2	3	3	0	1	12	13.1	
at Wake Forest	01/30/2025	*	29:28	6-12	.500	0-1	.000	6-8	.750	2	2	4	4.4	4	5	3	0	0	18	13.3	
Duke	02/03/2025	*	27:57	6-11	.545	0-1	.000	3-4	.750	2	2	4	4.4	3	3	3	1	0	15	13.4	
at Florida St.	02/09/2025	*	32:22	8-16	.500	1-2	.500	4-4	1.000	2	5	7	4.5	1	7	2	1	0	21	13.7	
Miami (FL)	02/13/2025	*	24:57	4-11	.364	0-1	.000	0-0	.000	0	1	1	4.3	0	4	4	0	1	8	13.5	
at North Carolina	02/16/2025	*	31:38	4-13	.308	0-1	.000	2-5	.400	1	5	6	4.4	3	0	1	0	2	10	13.3	
<b>Totals</b>			<b>24</b>	<b>737:50</b>	<b>122-265</b>	<b>.460</b>	<b>14-46</b>	<b>.304</b>	<b>62-84</b>	<b>.738</b>	<b>15</b>	<b>91</b>	<b>106</b>	<b>4.4</b>	<b>43</b>	<b>96</b>	<b>50</b>	<b>14</b>	<b>31</b>	<b>320</b>	<b>13.3</b>

**Player Averages**

Games Played	Minutes/ game	Points/ game	FG Pct	3FG Pct	FT Pct	Rebounds/ game	Assists/ game	Turnovers/ game	Assist/Turnover ratio	Steals/ game	Blocks/ game
24	30.7	13.3	46.0	30.4	73.8	4.4	4.0	2.1	1.9	1.3	0.6

**CAREER STATS**

SEASON	TEAM	GP-GS	MIN/AVG	Field Goals		3-Point		F-Throws		Rebounds				Scoring						
				FG-FGA	FG%	3FG-3FGA	3FG%	FT-FTA	FT%	OFF	DEF	TOT	AVG	PF-FO	A	TO	BLK	STL	PTS	AVG
2023-24	NCSU	38-7	1004/26.4	127-306	.415	12-65	.185	75-105	.714	22	123	145	3.8	69-1	130	72	20	55	341	9.0
2024-25	NCSU	24-24	738/30.7	122-265	.460	14-46	.304	62-84	.738	15	91	106	4.4	43-0	96	50	14	31	320	13.3
<b>TOTAL</b>		<b>62-31</b>	<b>1742/28.1</b>	<b>249-571</b>	<b>.436</b>	<b>26-111</b>	<b>.234</b>	<b>137-189</b>	<b>.725</b>	<b>37</b>	<b>214</b>	<b>251</b>	<b>4.0</b>	<b>112-1</b>	<b>226</b>	<b>122</b>	<b>34</b>	<b>86</b>	<b>661</b>	<b>10.7</b>



# 42 Mallory Collier | So. | 6-3 | C | Millington, Tenn. (Bartlett)

## CAREER STATS

**POINTS**  
 ACC ..... 8 - at Stanford (1/12/25)  
 NCAAAT ..... 1 - vs. South Carolina (4/5/24)  
 Season ..... 8 (2x) - at Stanford (1/12/25) & vs. Kent State (11/14/24)  
 Career ..... 10 - vs. Cincinnati (11/23/23)

**REBOUNDS**  
 ACC ..... 4 - at Louisville (12/15/24)  
 NCAAAT ..... 1 - vs. South Carolina (4/5/24)  
 Season ..... 9 - vs. Ole Miss (12/5/24)  
 Career ..... 9 - vs. Ole Miss (12/5/24)

**FG MADE**  
 ACC ..... 4 - at Stanford (1/12/25)  
 NCAAAT ..... 4 (2x) - at Stanford (1/12/25) & vs. Kent State (11/14/24)  
 Season ..... 4 (2x) - at Stanford (1/12/25) & vs. Kent State (11/14/24)  
 Career ..... 4 (2x) - at Stanford (1/12/25) & vs. Kent State (11/14/24)

**FG ATTEMPTED**  
 ACC ..... 5 (2x) - vs. VT (1/26/25) & at Stanford (1/12/25)  
 NCAAAT ..... 4 - vs. Southern (11/25/24) & ETSU (11/5/24)  
 Season ..... 6 (2x) - vs. Southern (11/25/24) & ETSU (11/5/24)  
 Career ..... 6 (3x) - last vs. Southern (11/25/24)

**3FG MADE**  
 ACC .....  
 NCAAAT .....  
 Season .....  
 Career .....

**3FG ATTEMPTED**  
 ACC .....  
 NCAAAT .....  
 Season .....  
 Career .....

**FT MADE**  
 ACC ..... 2 - vs. Virginia (1/11/24)  
 NCAAAT .....  
 Season ..... 1 (4x) - Last: vs. JMU (12/19/24)  
 Career ..... 4 - vs. Cincinnati (11/24/23)

**FT ATTEMPTED**  
 ACC ..... 2 (4x) - Last at WFU (1/30/25)  
 NCAAAT .....  
 Season ..... 4 - vs. Southern (11/25/24)  
 Career ..... 6 - vs. Cincinnati (11/24/23)

**ASSISTS**  
 ACC ..... 1 (3x) - Last: vs. Pitt (1/16/25)  
 NCAAAT .....  
 Season ..... 1 (4x) - Last: vs. Pitt (1/16/25)  
 Career ..... 1 (5x) - last vs. Pitt (1/16/25)

**STEALS**  
 ACC ..... 1 (2x) - vs. Pitt (1/16/25) & at Louisville (12/15/24)  
 NCAAAT .....  
 Season ..... 1 (4x) - Last: vs. Pitt (1/16/25)  
 Career ..... 2 - vs. Kentucky (11/23/23)

**BLOCKS**  
 ACC ..... 1 (2x) - vs. Pitt (1/16/25) & at Pitt (2/11/24)  
 NCAAAT .....  
 Season ..... 2 - vs. JMU (12/19/24)  
 Career .. 2 (2x) - vs. JMU (12/19/24) & Charlotte (11/7/23)

**MINUTES**  
 ACC ..... 21 - at Louisville (12/15/24)  
 NCAAAT ..... 4 - vs. Chattanooga (3/23/24)  
 Season ..... 28 - vs. Ole Miss (12/5/24)  
 Career ..... 28 - vs. Ole Miss (12/5/24)

## NOTABLE STATS

STAT	23-24	24-25	CAREER
Double Figure Pts.	1	-	1
Double Figure Rebs.	-	-	-
Double-Doubles	-	-	-
5+ Assists	-	-	-
3+ Blocks	-	-	-
3+ Steals	-	-	-
Led Team in Pts.	-	-	-
Led Team in Rebs.	-	2	2
Led Team in Assists	-	-	-
20+ Points	-	-	-
30+ Points	-	-	-

## SEASON STATS

GP/GS	PPG	RPG	FG%	3FG%	FT%	APG	BPG	SPG	MPG
24/11	3.7	2.7	.592	.000	.211	0.2	0.2	0.2	12.7

## GAME NOTES

- Logged two offensive rebounds and played six minutes at No. 12/12 North Carolina
- Has started in 11 games and tied a game-high nine rebounds, a career-high, vs. No. 18/18 Ole Miss
- Shooting 58.6 percent from the field (41-of-70) this season, which leads the team
- Played in 22 games off the bench as a freshman to average 6.3 minutes per game
- Finished with double-digit scoring game with 10 points and four boards vs. Cincinnati, along with four 4+ rebound games and went 18-of-31 from the field (.581) in 2023-24
- Ranked the No. 55 player in the class of 2023 by ESPN and was a McDonald's All-America Game nominee
- Named the 2022 Memphis Area Player of the Year and a multi-time nominee and finalist for Miss Tennessee Basketball and Tennessee Gatorade Player of the Year

## FASTBREAK

- Worked out a ton this summer and looking to get in better shape going into the season
- Trying to be the best she can be this year and learning a lot of River Baldwin about keeping her head up and staying positive
- Wants to win again with an ACC Championship and National Championship
- Self-proclaimed best tiktoker on the team
- Loves to get hair and nails done

## 2024-25 STATS

Opponent	Date	GS	MIN	Total			3-Pointers		Free throws		Rebounds				PF	A	TO	BLK	STL	PTS	AVG
				FG-FGA	PCT	3FG-3FGA	PCT	FT-FTA	PCT	OFF	DEF	TOT	AVG								
ETSU	11/05/2024		16:19	3-6	.500	0-0	.000	0-0	.000	3	2	5	5.0	1	0	1	0	0	6	6.0	
vs South Carolina	11/10/2024	*	11:03	2-3	.667	0-0	.000	0-2	.000	0	0	0	2.5	0	0	1	1	1	4	5.0	
Kent St.	11/14/2024	*	20:44	4-4	1.000	0-0	.000	0-0	.000	1	0	1	2.0	1	0	0	0	1	8	6.0	
at TCU	11/17/2024	*	14:28	0-2	.000	0-0	.000	1-2	.500	1	3	4	2.5	3	0	0	0	0	1	4.8	
Coastal Carolina	11/21/2024	*	07:59	1-1	1.000	0-0	.000	0-2	.000	1	1	2	2.4	0	0	0	0	0	2	4.2	
vs Southern U.	11/25/2024	*	17:45	2-6	.333	0-0	.000	1-4	.250	4	2	6	3.0	2	0	0	0	0	5	4.3	
vs LSU	11/27/2024	*	18:35	1-4	.250	0-0	.000	0-0	.000	3	3	6	3.4	1	0	0	0	0	2	4.0	
Ole Miss	12/05/2024	*	28:22	1-2	.500	0-0	.000	1-2	.500	5	4	9	4.1	3	1	6	0	0	3	3.9	
Old Dominion	12/08/2024	*	13:36	3-3	1.000	0-0	.000	0-0	.000	1	2	3	4.0	1	1	1	1	0	6	4.1	
Davidson	12/11/2024	*	16:25	0-5	.000	0-0	.000	0-0	.000	2	0	2	3.8	2	0	2	0	0	0	3.7	
at Louisville	12/15/2024	*	21:58	3-4	.750	0-0	.000	0-2	.000	2	2	4	3.8	4	1	3	0	1	6	3.9	
James Madison	12/19/2024	*	14:21	2-5	.400	0-0	.000	1-1	1.000	1	3	4	3.8	3	0	1	2	0	5	4.0	
Clemson	12/29/2024		08:54	2-2	1.000	0-0	.000	0-0	.000	1	0	1	3.6	2	0	0	0	0	4	4.0	
Boston College	01/05/2025		08:00	1-2	.500	0-0	.000	0-0	.000	0	1	1	3.4	3	0	2	0	0	2	3.9	
at California	01/09/2025		04:26	1-1	1.000	0-0	.000	0-0	.000	1	1	2	3.3	2	0	0	0	0	2	3.7	
at Stanford	01/12/2025		08:11	4-5	.800	0-0	.000	0-0	.000	1	0	1	3.2	2	0	1	0	0	8	4.0	
Pittsburgh	01/16/2025		19:26	3-3	1.000	0-0	.000	0-0	.000	1	2	3	3.2	4	1	1	1	1	6	4.1	
Virginia	01/19/2025		09:48	1-2	.500	0-0	.000	0-0	.000	0	0	0	3.0	3	0	0	0	0	2	4.0	
at Syracuse	01/23/2025		04:07	1-2	.500	0-0	.000	0-0	.000	2	1	3	3.0	0	0	1	0	0	2	3.9	
Virginia Tech	01/26/2025		11:47	3-5	.600	0-0	.000	0-2	.000	2	1	3	3.0	0	0	0	0	0	6	4.0	
at Wake Forest	01/30/2025		12:39	3-3	1.000	0-0	.000	0-2	.000	0	1	1	2.9	2	0	0	0	0	6	4.1	
Duke	02/03/2025		06:48	1-1	1.000	0-0	.000	0-0	.000	1	1	2	2.9	0	0	0	0	0	2	4.0	
at Florida St.	02/09/2025		02:08	0-0	.000	0-0	.000	0-0	.000	0	0	0	2.7	0	0	1	0	0	0	3.8	
at North Carolina	02/16/2025		06:24	0-0	.000	0-0	.000	0-0	.000	2	0	2	2.7	0	0	1	0	0	0	3.7	
<b>Totals</b>			<b>11</b>	<b>304:13</b>	<b>42-71</b>	<b>.592</b>	<b>0-0</b>	<b>.000</b>	<b>4-19</b>	<b>.211</b>	<b>35</b>	<b>30</b>	<b>65</b>	<b>2.7</b>	<b>39</b>	<b>4</b>	<b>22</b>	<b>5</b>	<b>4</b>	<b>88</b>	<b>3.7</b>

## Player Averages

Games Played	Minutes/game	Points/game	FG Pct	3FG Pct	FT Pct	Rebounds/game	Assists/game	Turnovers/game	Assist/Turnover ratio	Steals/game	Blocks/game
24	12.7	3.7	59.2	0.0	21.1	2.7	0.2	0.9	0.2	0.2	0.2

## CAREER STATS

SEASON	TEAM	GP-GS	MIN/AVG	Field Goals	3-Point	F-Throws	Rebounds	Scoring													
				FG-FGA	FG%	3FG-3FGA	3FG%	FT-FTA	FT%	OFF	DEF	TOT	AVG	PF	FO	A	TO	BLK	STL	PTS	AVG
2023-24	NCSU	22-0	139/6.3	18-31	.581	0-0	.000	9-16	.563	15	24	39	1.8	20-0	2	9	5	2	45	2.0	
2024-25	NCSU	24-11	304/12.7	42-71	.592	0-0	.000	4-19	.211	35	30	65	2.7	39-0	4	22	5	4	88	3.7	
<b>TOTAL</b>		<b>46-11</b>	<b>443/9.6</b>	<b>60-102</b>	<b>.588</b>	<b>0-0</b>	<b>.000</b>	<b>13-35</b>	<b>.371</b>	<b>50</b>	<b>54</b>	<b>104</b>	<b>2.3</b>	<b>59-0</b>	<b>6</b>	<b>31</b>	<b>10</b>	<b>6</b>	<b>133</b>	<b>2.9</b>	

# OVERALL STATS

**Game Records**

Record	Overall	Home	Away	Neutral
ALL GAMES	20-5	14-0	5-3	1-2
CONFERENCE	12-2	7-0	5-2	0-0
NON-CONFERENCE	8-3	7-0	0-1	1-2

**Score by Periods**

Team	1st	2nd	3rd	4th	OT	TOT
NC State	482	413	547	482	0	1924
Opponents	387	413	426	400	0	1626

**Team Box Score**

No.	Player				Total			3-Point		F-Throw		Rebounds										
		GP-GS	MIN	AVG	FG-FGA	FG%	3FG-3FGA	3FG%	FT-FTA	FT%	OFF	DEF	TOT	AVG	PF	DQ	A	TO	BLK	STL	PTS	AVG
10	JAMES, Aziaha	25-24	763:09	30.5	173-372	.465	50-153	.327	48-66	.727	17	107	124	5.0	45	0	68	43	7	30	444	17.8
35	BROOKS, Zoe	24-24	737:50	30.7	122-265	.460	14-46	.304	62-84	.738	15	91	106	4.4	43	0	96	50	14	31	320	13.3
22	RIVERS, Saniya	25-25	828:44	33.1	117-275	.425	17-61	.279	50-75	.667	19	132	151	6.0	31	0	76	43	32	41	301	12.0
21	HAYES, Madison	25-25	788:19	31.5	87-196	.444	37-96	.385	56-70	.800	53	123	176	7.0	24	0	21	21	16	19	267	10.7
3	JONES, Zamareya	20-2	352:27	17.6	55-135	.407	24-69	.348	18-33	.545	4	32	36	1.8	23	0	36	33	7	9	152	7.6
18	TRYGGER, Tilda	24-13	467:33	19.5	62-119	.521	7-26	.269	21-30	.700	48	61	109	4.5	36	0	11	21	16	7	152	6.3
42	COLLIER, Mallory	24-11	304:13	12.7	42-71	.592	0-0	.000	4-19	.211	35	30	65	2.7	39	0	4	22	5	4	88	3.7
1	AWOU, Lorena	23-0	191:27	8.3	31-64	.484	0-0	.000	14-41	.341	33	21	54	2.3	34	0	2	26	6	8	76	3.3
0	QUIGLEY, Devyn	24-0	209:41	8.7	25-61	.410	10-24	.417	6-9	.667	20	17	37	1.5	9	0	17	10	0	5	66	2.8
24	STEELE, Laci	19-0	130:21	6.9	12-37	.324	8-23	.348	1-1	1.000	0	16	16	0.8	9	0	4	4	0	6	33	1.7
15	WILLIAMSON, Lizzy	5-1	34:02	6.8	4-8	.500	0-0	.000	0-0	.000	2	8	10	2.0	1	0	0	3	0	1	8	1.6
11	COX, Maddie	24-0	192:15	8.0	5-23	.217	2-15	.133	5-8	.625	9	28	37	1.5	12	0	6	12	5	3	17	0.7
Team											53	64	117					10				
<b>Total</b>		<b>25</b>	<b>5000</b>		<b>735-1626</b>	<b>.452</b>	<b>169-513</b>	<b>.329</b>	<b>285-436</b>	<b>.654</b>	<b>308</b>	<b>730</b>	<b>1038</b>	<b>41.5</b>	<b>306</b>	<b>0</b>	<b>341</b>	<b>298</b>	<b>108</b>	<b>164</b>	<b>1924</b>	<b>77.0</b>
<b>Opponents</b>		<b>25</b>	<b>5000</b>		<b>621-1601</b>	<b>.388</b>	<b>179-587</b>	<b>.305</b>	<b>205-284</b>	<b>.722</b>	<b>268</b>	<b>660</b>	<b>928</b>	<b>37.1</b>	<b>441</b>	<b>11</b>	<b>284</b>	<b>359</b>	<b>79</b>	<b>138</b>	<b>1626</b>	<b>65.0</b>

**Team Statistics**

	NCSU	OPP
<b>Scoring</b>	<b>1924</b>	<b>1626</b>
Points per game	77.0	65.0
Scoring margin	+11.9	-
<b>Field goals-att</b>	<b>735-1626</b>	<b>621-1601</b>
Field goal pct	.452	.388
<b>3 point fg-att</b>	<b>169-513</b>	<b>179-587</b>
3-point FG pct	.329	.305
3-pt FG made per game	6.8	7.2
<b>Free throws-att</b>	<b>285-436</b>	<b>205-284</b>
Free throw pct	.654	.722
F-Throws made per game	11.4	8.2
<b>Rebounds</b>	<b>1038</b>	<b>928</b>
Rebounds per game	41.5	37.1
Rebounding margin	+4.4	-
<b>Assists</b>	<b>341</b>	<b>284</b>
Assists per game	13.6	11.4
<b>Turnovers</b>	<b>298</b>	<b>359</b>
Turnovers per game	11.9	14.4
Turnover margin	+2.4	-
Assist/turnover ratio	1.1	0.8
<b>Steals</b>	<b>164</b>	<b>138</b>
Steals per game	6.6	5.5
<b>Blocks</b>	<b>108</b>	<b>79</b>
Blocks per game	4.3	3.2
<b>Winning streak</b>	<b>0</b>	<b>-</b>
Home win streak	14	-
<b>Attendance</b>	<b>72654</b>	<b>30952</b>
Home games-Avg/Game	14-5190	8-3869
Neutral site-Avg/Game	-	3-5339

**Team Results**

Date	Opponent		Score	Att.
11/05/2024	ETSU	W	80-55	4291
11/10/2024	vs South Carolina	L	57-71	15424
11/14/2024	Kent St.	W	79-51	4368
11/17/2024	at TCU	L	73-76	3220
11/21/2024	Coastal Carolina	W	89-68	4206
11/25/2024	vs Southern U.	W	77-47	267
11/27/2024	vs LSU	L	65-82	327
12/05/2024	Ole Miss	W	68-61	5500
12/08/2024	Old Dominion	W	86-55	5500
12/11/2024	Davidson	W	59-57	4789
12/15/2024	at Louisville	W	72-42	9116
12/19/2024	James Madison	W	61-47	5500
12/29/2024	Clemson	W	83-79	5500
01/05/2025	Boston College	W	91-52	5500
01/09/2025	at California	L	71-78	1874
01/12/2025	at Stanford	W	81-67	3735
01/16/2025	Pittsburgh	W	83-67	5500
01/19/2025	Virginia	W	73-68	5500
01/23/2025	at Syracuse	W	74-66	2445
01/26/2025	Virginia Tech	W	85-57	5500
01/30/2025	at Wake Forest	W	90-83	1785
02/03/2025	Duke	W	89-83	5500
02/09/2025	at Florida St.	W	97-74	2458
02/13/2025	Miami (FL)	W	76-74	5500
02/16/2025	at North Carolina	L	65-66	6319

# ACC STATS

**Game Records**

Record	Overall	Home	Away	Neutral
ALL GAMES	12-2	7-0	5-2	0-0
CONFERENCE	12-2	7-0	5-2	0-0
NON-CONFERENCE	0-0	0-0	0-0	0-0

**Score by Periods**

Team	1st	2nd	3rd	4th	OT	TOT
NC State	291	247	332	260	0	1130
Opponents	227	251	238	240	0	956

**Team Box Score**

No.	Player				Total		3-Point		F-Throw		Rebounds											
		GP-GS	MIN	AVG	FG-FGA	FG%	3FG-3FGA	3FG%	FT-FTA	FT%	OFF	DEF	TOT	AVG	PF	DQ	A	TO	BLK	STL	PTS	AVG
10	JAMES, Aziaha	14-14	440:49	31.5	103-219	.470	25-85	.294	25-37	.676	10	58	68	4.9	24	0	39	26	5	15	256	18.3
35	BROOKS, Zoe	14-14	440:40	31.5	75-168	.446	8-24	.333	41-50	.820	13	55	68	4.9	28	0	67	27	8	20	199	14.2
22	RIVERS, Saniya	14-14	482:42	34.5	70-157	.446	11-37	.297	30-49	.612	7	80	87	6.2	19	0	49	25	20	26	181	12.9
21	HAYES, Madison	14-14	474:47	33.9	55-122	.451	24-61	.393	37-45	.822	32	78	110	7.9	16	0	16	12	9	11	171	12.2
18	TRYGGER, Tilda	14-13	344:37	24.6	49-93	.527	6-20	.300	17-25	.680	36	48	84	6.0	28	0	9	15	9	4	121	8.6
3	JONES, Zamareya	10-0	156:40	15.7	23-54	.426	9-25	.360	9-16	.563	1	11	12	1.2	14	0	12	12	2	4	64	6.4
42	COLLIER, Mallory	13-1	124:36	9.6	23-30	.767	0-0	.000	0-6	.000	13	10	23	1.8	22	0	2	10	1	2	46	3.5
1	AWOU, Lorena	13-0	79:17	6.1	15-28	.536	0-0	.000	7-18	.389	11	11	22	1.7	20	0	0	8	5	3	37	2.8
24	STEELE, Laci	10-0	62:15	6.2	7-18	.389	6-12	.500	1-1	1.000	0	9	9	0.9	2	0	2	1	0	3	21	2.1
0	QUIGLEY, Devyn	14-0	101:45	7.3	10-30	.333	1-6	.167	2-4	.500	11	6	17	1.2	4	0	7	7	0	2	23	1.6
11	COX, Maddie	13-0	91:51	7.1	3-11	.273	1-7	.143	4-6	.667	2	10	12	0.9	5	0	3	6	1	2	11	0.8
Team											28	35	63					3				
<b>Total</b>		<b>14</b>	<b>2800</b>		<b>433-930</b>	<b>.466</b>	<b>91-277</b>	<b>.329</b>	<b>173-257</b>	<b>.673</b>	<b>164</b>	<b>411</b>	<b>575</b>	<b>41.1</b>	<b>182</b>	<b>0</b>	<b>206</b>	<b>152</b>	<b>60</b>	<b>92</b>	<b>1130</b>	<b>80.7</b>
<b>Opponents</b>		<b>14</b>	<b>2800</b>		<b>366-908</b>	<b>.403</b>	<b>107-330</b>	<b>.324</b>	<b>117-163</b>	<b>.718</b>	<b>144</b>	<b>373</b>	<b>517</b>	<b>36.9</b>	<b>251</b>	<b>9</b>	<b>177</b>	<b>195</b>	<b>42</b>	<b>69</b>	<b>956</b>	<b>68.3</b>

**Team Statistics**

	NCSU	OPP
<b>Scoring</b>	<b>1130</b>	<b>956</b>
Points per game	80.7	68.3
Scoring margin	+12.4	-
<b>Field goals-att</b>	<b>433-930</b>	<b>366-908</b>
Field goal pct	.466	.403
<b>3 point fg-att</b>	<b>91-277</b>	<b>107-330</b>
3-point FG pct	.329	.324
3-pt FG made per game	6.5	7.6
<b>Free throws-att</b>	<b>173-257</b>	<b>117-163</b>
Free throw pct	.673	.718
F-Throws made per game	12.4	8.4
<b>Rebounds</b>	<b>575</b>	<b>517</b>
Rebounds per game	41.1	36.9
Rebounding margin	+4.1	-
<b>Assists</b>	<b>206</b>	<b>177</b>
Assists per game	14.7	12.6
<b>Turnovers</b>	<b>152</b>	<b>195</b>
Turnovers per game	10.9	13.9
Turnover margin	+3.1	-
Assist/turnover ratio	1.4	0.9
<b>Steals</b>	<b>92</b>	<b>69</b>
Steals per game	6.6	4.9
<b>Blocks</b>	<b>60</b>	<b>42</b>
Blocks per game	4.3	3.0
<b>Winning streak</b>	<b>0</b>	<b>-</b>
Home win streak	7	-
<b>Attendance</b>	<b>38500</b>	<b>27732</b>
Home games-Avg/Game	7-5500	7-3962
Neutral site-Avg/Game	-	0-0

**Team Results**

Date	Opponent	Score	Att.
12/15/2024	at Louisville	W 72-42	9116
12/29/2024	Clemson	W 83-79	5500
01/05/2025	Boston College	W 91-52	5500
01/09/2025	at California	L 71-78	1874
01/12/2025	at Stanford	W 81-67	3735
01/16/2025	Pittsburgh	W 83-67	5500
01/19/2025	Virginia	W 73-68	5500
01/23/2025	at Syracuse	W 74-66	2445
01/26/2025	Virginia Tech	W 85-57	5500
01/30/2025	at Wake Forest	W 90-83	1785
02/03/2025	Duke	W 89-83	5500
02/09/2025	at Florida St.	W 97-74	2458
02/13/2025	Miami (FL)	W 76-74	5500
02/16/2025	at North Carolina	L 65-66	6319



# BOX SCORES



Official Basketball Box Score - Final  
**ETSU at NC State**  
 11/02/24 Reynolds Coliseum, Raleigh  
 2024-25 Women's Basketball

Game Time: 7:00 PM  
 Game Duration: 1:50  
 Attendance: 4,291

Officials: Billy Smith, Tom Danaher, Linda Miles

NO. Name	Min	FG		3P		FT		Rebounds		Fouls		TP	AS	TO	ST	Blocks		+/-
		M/A	M/A	M/A	M/A	OR	DR	FF	PF	BS	BA							
20 Meghan Downing	19:30	0-4	0-0	0-0	1-2	0-0	0-0	0-0	0-0	0-0	0-0	1	0	0	0	0	0	-28
0 Paige Lyons	20:25	1-4	0-0	0-0	1-1	2-2	0-0	0-0	3-0	0-1	1-3	2	0	0	0	1	1	-33
3 Brecken Snotherly	25:40	1-5	0-2	0-0	2-3	5-5	2-0	2-0	0-4	1-0	0-1	2	0	4	1	0	0	-21
4 Braylin Milton	24:17	5-12	2-6	0-0	1-2	3-3	0-0	12-11	0-2	2-0	2-4	4	0	2	0	0	2	-4
12 Kendall Foley	22:10	4-10	2-6	0-0	1-1	2-3	2-0	10-10	2-0	0-1	1-3	2	0	2	0	0	1	-3
1 Lucy Hood	15:36	2-4	0-0	0-0	1-1	2-0	6-3	2-0	0-0	0-0	0-6	0	0	0	0	0	0	-6
2 Kaylee Carson	17:35	1-3	0-1	0-0	0-2	2-2	2-0	2-1	1-0	0-0	0-9	1	0	0	0	0	0	-9
11 Carmen Richardson	19:14	5-10	2-5	0-1	1-0	1-1	3-1	12-0	1-1	0-0	0-9	0	0	1	0	0	0	-9
25 Isabella Hunt	11:42	1-2	0-0	0-0	2-2	4-3	3-4	0-0	1-1	0-0	1-0	1	0	1	0	0	0	-1
5 Gemma Gutierrez Bacouli	09:53	1-1	1-1	0-0	0-1	0-0	3-2	1-0	0-0	0-0	0-5	2	1	0	0	0	0	-5
21 Kennedy Yourkin	08:39	1-1	0-0	0-0	1-1	0-2	0-0	1-1	0-0	0-0	0-0	0	0	1	0	0	0	0
15 Jaidyn Harper	05:10	0-3	0-1	0-0	0-0	0-0	0-0	0-0	0-0	0-0	0-10	0	0	0	0	0	0	-10
<b>Team</b>																		
<b>Totals</b>		22:64	9:33	2:2	14:16	30	20	7:55	17	3	1	4	25					

Technical Fouls: NONE

Dead Ball Rebounds: 0



Official Basketball Box Score - Final  
**NC State at South Carolina**  
 11/02/24 Spectrum Center, Charlotte  
 2024-25 Women's Basketball

Game Time: 3:00 PM  
 Game Duration: 1:49

Officials: Brenda Paronto, Natasha Carry, Teresa Sluck

NO. Name	Min	FG		3P		FT		Rebounds		Fouls		TP	AS	TO	ST	Blocks		+/-
		M/A	M/A	M/A	M/A	OR	DR	FF	PF	BS	BA							
42 Mallory Collier	11:03	2-3	0-0	0-2	0-0	0-0	1-4	13-3	4-3	0-0	0-11	4	0	1	1	1	1	-11
10 Aziah James	34:58	4-9	1-3	4-4	0-0	0-0	1-4	33-3	4-3	0-0	0-11	0	0	0	0	0	0	-11
21 Madison Hayes	21:56	1-1	1-1	0-0	0-3	0-0	1-3	2-2	0-0	0-7	0-7	3	2	0	0	0	0	-7
22 Saniya Rivers	28:29	1-7	0-1	2-2	1-6	7-7	2-2	4-1	3-1	3-2	4-0	1	3	1	3	2	4	0
35 Zoe Brooks	28:46	5-8	0-0	1-2	0-2	2-2	1-1	11-2	2-0	0-0	-10	1	2	0	0	0	0	-10
3 Zamareya Jones	28:02	6-15	4-7	0-0	0-1	1-2	0-0	16-2	4-1	0-0	-12	1	2	4	1	0	1	-12
11 Maddie Cox	08:13	0-0	0-0	0-0	0-2	0-0	0-0	0-2	1-0	0-0	-9	0	2	1	0	0	0	-9
15 Lizzy Williamson	06:33	2-3	0-0	0-0	0-2	0-0	0-0	4-0	1-0	0-0	-7	0	1	0	0	0	0	-7
18 Tilda Trygger	22:28	1-5	0-2	0-0	0-3	0-0	2-0	2-0	1-0	1-0	-3	0	2	0	0	0	0	-3
0 Devyn Quigley	04:57	0-2	0-1	0-0	0-0	0-0	0-0	0-0	0-0	0-0	1-6	0	0	0	0	0	0	-6
24 Laci Steele	02:10	0-0	0-0	0-0	0-0	0-0	0-0	0-0	0-0	0-0	0-0	0	0	0	0	0	0	-0
11 Lorena Awou	02:25	0-0	0-0	0-0	0-0	0-0	1-0	0-0	0-0	0-0	0-2	0	1	0	0	0	0	-2
<b>Team</b>																		
<b>Totals</b>		22:53	6:15	7:10	3:22	25	8	9	57	9	21	8	4	5	14			

Technical Fouls: NONE

Dead Ball Rebounds: 2

NO. Name	Min	FG		3P		FT		Rebounds		Fouls		TP	AS	TO	ST	Blocks		+/-
		M/A	M/A	M/A	M/A	OR	DR	FF	PF	BS	BA							
15 Lizzy Williamson	0:59	0-1	0-0	0-0	1-1	2-0	0-0	0-0	0-0	0-0	0-6	0	0	0	0	0	0	0
10 Aziah James	27:51	7-14	0-3	3-3	1-8	9-9	1-6	17-1	2-1	0-0	22	2	1	0	0	0	0	22
21 Madison Hayes	25:59	5-7	1-2	0-1	2-3	0-3	11-0	0-0	2-0	0-0	26	2	0	0	0	0	0	26
22 Saniya Rivers	31:44	4-12	2-5	1-2	3-4	7-7	1-1	11-1	1-3	3-1	20	1	1	3	1	0	0	20
35 Zoe Brooks	30:56	4-14	2-6	3-4	0-4	4-4	1-2	21-4	3-1	0-0	31	4	0	1	0	0	0	31
42 Mallory Collier	16:19	3-6	0-0	0-0	3-2	5-5	3-6	0-0	1-0	0-0	1-6	0	0	0	0	0	0	-6
3 Zamareya Jones	15:34	1-3	0-1	0-0	1-3	4-1	0-0	2-2	3-1	0-0	-3	0	0	0	0	0	0	-3
11 Middle Cox	07:45	0-2	0-2	0-0	0-2	0-0	0-0	0-0	0-0	0-0	-2	0	0	0	0	0	0	-2
11 Lorena Awou	11:12	2-5	0-0	1-2	3-0	3-1	3-5	0-0	3-0	0-0	10	0	0	0	0	0	0	10
18 Tilda Trygger	09:39	1-1	0-0	1-1	3-0	0-0	1-3	0-0	0-0	0-0	3	0	0	0	0	0	0	3
24 Laci Steele	03:40	0-0	0-0	0-0	0-2	0-0	0-0	0-0	0-0	0-0	0-0	0	0	1	0	0	0	0
0 Devyn Quigley	13:22	1-2	0-1	2-2	1-1	2-1	1-4	0-0	0-0	0-0	6	0	0	0	0	0	0	6
<b>Team</b>																		
<b>Totals</b>		32:67	5:20	11:15	21	28	49	7	20	80	8	14	8	4	1	25		

Technical Fouls: NONE

Dead Ball Rebounds: 2

ETSU	NCSU	Points from Turnovers	ETSU	NCSU	Period by Period Scoring						
					1st	2nd	3rd	4th	TOT		
Biggest lead	6 (2 <sup>nd</sup> 4:30)	25 (4 <sup>th</sup> 0:43)	Paint	18	42	ETSU	8	18	21	8	55
Best Scoring Run	10 (2 <sup>nd</sup> 4:30)	9 (4 <sup>th</sup> 0:43)	Second Chance	12	23	NCSU	10	19	28	80	
Lead Changes	4		Fast Breaks	10	22						
Times Tied	3		Bench	29	20						
Time with Lead	04:05	33:47									

NO. Name	Min	FG		3P		FT		Rebounds		Fouls		TP	AS	TO	ST	Blocks		+/-
		M/A	M/A	M/A	M/A	OR	DR	FF	PF	BS	BA							
8 Joyce Edwards	25:37	3-9	0-0	2-2	3-2	5-5	1-1	8-2	8-4	0-0	11	8	2	8	4	0	0	11
20 Santia Feagin	30:08	3-7	0-0	0-1	2-6	8-8	1-1	6-2	2-2	1-3	8	0	2	2	1	3	1	8
0 Te-Hina Paopao	33:37	10-16	3-7	0-0	3-3	1-1	0-0	23-3	2-2	0-0	13	2	3	2	0	0	0	13
23 Bree Hall	32:29	2-4	0-1	0-0	1-2	3-3	3-4	0-0	1-1	0-0	12	4	0	1	1	0	0	12
25 Raven Johnson	34:59	2-5	0-2	0-0	2-7	9-9	0-2	4-2	1-2	0-0	13	2	2	1	0	0	0	13
12 Milaysia Fulwiley	17:32	8-14	1-3	1-3	1-2	3-3	2-3	18-0	3-0	0-1	3	0	3	0	1	1	0	3
2 Ashlyn Watkins	19:21	3-7	0-1	0-0	0-6	6-6	1-0	0-0	1-1	2-2	1-0	14	0	0	0	0	0	14
5 Tessa Johnson	09:00	0-1	0-0	0-0	0-0	0-0	0-0	0-0	1-1	0-0	0-2	0	1	0	0	0	0	-2
25 Sakima Walker	06:17	1-1	0-0	0-0	1-1	2-2	0-0	0-0	0-0	0-0	0-2	0	0	0	0	0	0	-2
<b>Team</b>																		
<b>Totals</b>		32:64	4:14	3:6	11	29	40	9	8	71	12	20	12	5	4	14		

Technical Fouls: NONE

Dead Ball Rebounds: 2

NCS	SC	Points from Turnovers	NCS	SC	Period by Period Scoring						
					1st	2nd	3rd	4th	TOT		
Biggest lead	4 (2 <sup>nd</sup> 6:28)	20 (3 <sup>rd</sup> 2:47)	Paint	17	22	NCS	14	16	13	14	57
Best Scoring Run	11 (2 <sup>nd</sup> 6:28)	9 (2 <sup>nd</sup> 6:53)	Second Chance	2	12	SC	17	22	19	13	71
Lead Changes	1		Fast Breaks	7	10						
Times Tied	6		Bench	22	26						
Time with Lead	04:49	28:28									



Official Basketball Box Score - Final  
**Kent St. at NC State**  
 11/14/24 Reynolds Coliseum, Raleigh  
 2024-25 Women's Basketball

Game Time: 7:00 PM  
 Game Duration: 1:44  
 Attendance: 4,368

Officials: Cameron Inouye, Tyler Trimble, Cori Chambers

NO. Name	Min	FG		3P		FT		Rebounds		Fouls		TP	AS	TO	ST
----------	-----	----	--	----	--	----	--	----------	--	-------	--	----	----	----	----



BOX SCORES



Official Basketball Box Score - Final Old Dominion at NC State 12/03/24 Reynolds Coliseum, Raleigh 2024-25 Women's Basketball

Game Time: 2:00 PM Game Duration: 1:58 Attendance: 5,500

Officials: Teresa Stuck, Ashley Goode, Kiana Neagon

Old Dominion - 55

Box score table for Old Dominion vs NC State, including player stats for FG, 3P, FT, Rebounds, Fouls, TP, AS, TO, ST, Blocks, BS, BA, +/- and Shooting By Period.

Technical Fouls:NONE

Dead Ball Rebounds:3,0



Official Basketball Box Score - Final Davidson at NC State 12/11/24 Reynolds Coliseum, Raleigh 2024-25 Women's Basketball

Game Time: 7:00 PM Game Duration: 2:00 Attendance: 4,789

Officials: Tiana Cruse, John Capone, Brandon Enterline

Davidson - 57

Box score table for Davidson vs NC State, including player stats for FG, 3P, FT, Rebounds, Fouls, TP, AS, TO, ST, Blocks, BS, BA, +/- and Shooting By Period.

Technical Fouls:NONE

Dead Ball Rebounds:2,0

NC State - 86

Box score table for NC State vs Old Dominion, including player stats for FG, 3P, FT, Rebounds, Fouls, TP, AS, TO, ST, Blocks, BS, BA, +/- and Shooting By Period.

Technical Fouls:NONE

Dead Ball Rebounds:4,0

NC State - 59

Box score table for NC State vs Davidson, including player stats for FG, 3P, FT, Rebounds, Fouls, TP, AS, TO, ST, Blocks, BS, BA, +/- and Shooting By Period.

Technical Fouls:NONE

Dead Ball Rebounds:1,0

Summary table for Old Dominion vs NC State game, including ODU vs NCSU, Points from Turnovers, Best Scoring Run, Lead Changes, Times Tied, and Time with Lead.

Summary table for NC State vs Davidson game, including DC vs NCSU, Points from Turnovers, Best Scoring Run, Lead Changes, Times Tied, and Time with Lead.



Official Basketball Box Score - Final NC State at Louisville 12/15/24 KFC Yum! Center, Louisville 2024-25 Women's Basketball

Game Time: 1:05 PM Game Duration: 1:56 Attendance: 9,116

Officials: Dee Kanner, Chuck Gonzalez, Rod Creech

NC State - 72

Box score table for NC State vs Louisville, including player stats for FG, 3P, FT, Rebounds, Fouls, TP, AS, TO, ST, Blocks, BS, BA, +/- and Shooting By Period.

Technical Fouls:NONE

Dead Ball Rebounds:1,1

Summary table for NC State vs Louisville game, including NCS vs LOU, Points from Turnovers, Best Scoring Run, Lead Changes, Times Tied, and Time with Lead.



Official Basketball Box Score - Final James Madison at NC State 12/19/24 Reynolds Coliseum, Raleigh 2024-25 Women's Basketball

Game Time: 7:00 PM Game Duration: 1:53 Attendance: 5,500

Officials: Eric Brewton, Toni Paolo, Tasha Smith

James Madison - 47

Box score table for James Madison vs NC State, including player stats for FG, 3P, FT, Rebounds, Fouls, TP, AS, TO, ST, Blocks, BS, BA, +/- and Shooting By Period.

Technical Fouls:NONE

Dead Ball Rebounds:1,0

NC State - 61

Box score table for NC State vs James Madison, including player stats for FG, 3P, FT, Rebounds, Fouls, TP, AS, TO, ST, Blocks, BS, BA, +/- and Shooting By Period.

Technical Fouls:NONE

Dead Ball Rebounds:2,0

Summary table for James Madison vs NC State game, including JMU vs NCSU, Points from Turnovers, Best Scoring Run, Lead Changes, Times Tied, and Time with Lead.

Summary table for NC State vs Louisville game, including NCS vs LOU, Points from Turnovers, Best Scoring Run, Lead Changes, Times Tied, and Time with Lead.

Summary table for NC State vs Louisville game, including NCS vs LOU, Points from Turnovers, Best Scoring Run, Lead Changes, Times Tied, and Time with Lead.

BOX SCORES



Official Basketball Box Score - Final
Clemson at NC State
12/29/24 Reynolds Coliseum, Raleigh
2024-25 Women's Basketball

Game Time: 6:00 PM
Game Duration: 2:10
Attendance: 5,500

Officials: Pustori Spurlock, Ed Slatkay, Bruce Morris

Table with 14 columns: NO., Name, Min, FG, 3P, FT, Rebounds, Fouls, TP, AS, TO, ST, Blocks, +/-
Clemson - 79 Record: 8-5 (1-1)
Totals: 28-62 15-31 8-10 7 26 33 23 11 79 16 12 3 2 7 -4

Shooting By Period
1st FG% 7-16 38.9%
2nd FG% 5-13 38.5%
3rd FG% 9-14 64.3%
4th FG% 7-17 41.2%

Table with 14 columns: NO., Name, Min, FG, 3P, FT, Rebounds, Fouls, TP, AS, TO, ST, Blocks, +/-
NC State - 83 Record: 10-3 (2-0)
Totals: 29-64 7-24 18-27 4 4 8 15 7 4 7 2 4

Shooting By Period
1st FG% 7-17 41.2%
2nd FG% 6-16 37.5%
3rd FG% 9-16 56.3%
4th FG% 9-15 60.0%

Summary table with columns: CLEM, NCSU, Points from, Turnovers, Best Scoring Run, Lead Changes, Times Tied, Time with Lead



Official Basketball Box Score - Final
Boston College at NC State
01/05/25 Reynolds Coliseum, Raleigh
2024-25 Women's Basketball

Game Time: 2:30 PM
Game Duration: 1:59
Attendance: 5,500

Officials: Cameron Inouye, Jeff Wooten, Ashlee Good

Table with 14 columns: NO., Name, Min, FG, 3P, FT, Rebounds, Fouls, TP, AS, TO, ST, Blocks, +/-
Boston College - 52 Record: 10-7 (3-3)
Totals: 17-74 5-27 13-18 19 25 44 19 18 32 5 16 3 1 5 -39

Table with 14 columns: NO., Name, Min, FG, 3P, FT, Rebounds, Fouls, TP, AS, TO, ST, Blocks, +/-
NC State - 91 Record: 11-3 (3-0)
Totals: 33-65 5-17 20-31 11 40 51 16 18 91 16 12 11 5 1 39

Summary table with columns: BC, NCSU, Points from, Turnovers, Best Scoring Run, Lead Changes, Times Tied, Time with Lead



Official Basketball Box Score - Final
NC State at California
01/09/25 Haas Pavilion, Berkeley
2024-25 Women's Basketball California vs. NC State

Game Time: 7:00 PM
Game Duration: 1:42
Attendance: 1,074

Officials: Lisa Jones, Chuck Gonzalez, Tara Cruise

Table with 14 columns: NO., Name, Min, FG, 3P, FT, Rebounds, Fouls, TP, AS, TO, ST, Blocks, +/-
NC State - 71 Record: 11-4 (3-1)
Totals: 29-73 9-23 4-7 13 26 39 11 16 71 15 9 3 4 2 -7

Shooting By Period
1st FG% 8-21 38.1%
2nd FG% 4-13 30.8%
3rd FG% 9-21 42.9%
4th FG% 8-18 44.4%

Table with 14 columns: NO., Name, Min, FG, 3P, FT, Rebounds, Fouls, TP, AS, TO, ST, Blocks, +/-
California - 78 Record: 15-2 (3-1)
Totals: 31-68 11-30 5-9 13 33 46 16 11 78 16 11 1 2 4 7

Shooting By Period
1st FG% 6-19 31.6%
2nd FG% 10-17 58.8%
3rd FG% 9-18 50.0%
4th FG% 6-14 42.9%

Summary table with columns: NCS, CAL, Points from, Turnovers, Best Scoring Run, Lead Changes, Times Tied, Time with Lead



Official Basketball Box Score - Final
NC State at Stanford
01/12/25 Maples Pavilion, Stanford
2024-25 Women's Basketball

Game Time: 12:00 PM
Game Duration: 1:41
Attendance: 3,735

Officials: Dee Kanner, Mij Forsberg, In-Fin Robinson

Table with 14 columns: NO., Name, Min, FG, 3P, FT, Rebounds, Fouls, TP, AS, TO, ST, Blocks, +/-
NC State - 81 Record: 12-4 (4-1)
Totals: 33-70 10-25 5-9 27 36 8 12 81 17 12 5 4 5 14

Table with 14 columns: NO., Name, Min, FG, 3P, FT, Rebounds, Fouls, TP, AS, TO, ST, Blocks, +/-
Stanford - 67 Record: 9-7 (1-4)
Totals: 27-65 7-24 6-6 11 27 38 12 8 67 11 18 5 5 4 -14

Summary table with columns: NCST, STAN, Points from, Turnovers, Best Scoring Run, Lead Changes, Times Tied, Time with Lead

# BOX SCORES



Pittsburgh at NC State  
 01/16/25 Reynolds Coliseum, Raleigh  
 2024-25 Women's Basketball

Game Time: 7:00 PM  
 Game Duration: 2:02  
 Attendance: 5,500

Officials: Tiffany Bird, Kevin Sparrock, Ashley Weiss

Pittsburgh - 37

Record: 9-10 (1-5)

NO. Name	Min	FG		3P		FT		Rebounds		Fouls		TP	AS	TO	ST	Blocks		+/-	
		M/A	M/A	M/A	M/A	OR	DR	OR	DR	PF	FF					BS	BA		
3 McKayla Elmore	F	35:50	2-4	1-3	1-2	1	4	5	4	1	6	3	1	0	0	0	0	0	-17
15 Khadija Faye	G	34:29	12-22	0-0	4-5	0	6	6	4	13	28	2	6	0	0	1	0	-16	
0 Brooklyn Miles	G	30:38	1-2	0-0	2-2	0	6	6	4	1	4	2	1	1	0	1	0	-13	
11 Marley Washenitz	G	37:02	6-16	3-8	1-1	2	4	6	5	2	16	3	1	1	0	1	0	-8	
23 Mikayla Johnson	G	36:55	4-12	1-6	2-3	0	6	6	4	2	11	2	5	1	2	0	0	-10	
1 Aaryn Battle		12:20	0-0	0-0	2-2	0	1	1	0	0	2	2	0	0	0	0	0	-11	
20 Aislin Malcom		03:05	0-1	0-1	0-0	0	1	1	0	0	0	0	0	0	0	0	0	-6	
22 Audrey Biggs		09:41	0-0	0-0	0-0	0	0	0	0	0	0	1	0	0	0	0	0	-1	
Team			2	0	2	0	0	0	0	0	0	2	0	0	0	0	0	0	
Totals		25:57	5-18	12-15	5	28	33	21	19	67	15	16	3	2	4	1	0	-16	

Technical Fouls:NONE

Shooting By Period

1st FG%	2nd FG%	3rd FG%	4th FG%
7-17 41.2%	6-11 54.5%	7-13 53.8%	5-8 62.5%
3PT% 1-6 16.7%	3PT% 5-6 83.3%	3PT% 1-4 25.0%	3PT% 1-4 25.0%
FT% 1-1 100%	FT% 5-6 83.3%	FT% 2-4 50%	FT% 1-2 50%
GM FG% 6-11 54.5%	GM FG% 7-13 53.8%	GM FG% 5-8 62.5%	GM FG% 5-8 62.5%
3PT% 2-4 50%	3PT% 5-6 83.3%	3PT% 1-4 25.0%	3PT% 1-4 25.0%
FT% 1-1 100%	FT% 5-6 83.3%	FT% 2-4 50%	FT% 1-2 50%

Dead Ball Rebounds: 0,0

NC State - 83

Record: 13-4 (5-1)

NO. Name	Min	FG		3P		FT		Rebounds		Fouls		TP	AS	TO	ST	Blocks		+/-
		M/A	M/A	M/A	M/A	OR	DR	OR	DR	PF	FF					BS	BA	
18 Tilda Trygger	F	14:15	2-4	0-1	0-2	0	1	1	3	2	4	0	1	0	0	0	0	4
10 Aziaha James	G	30:00	7-11	6-10	2-2	0	2	2	3	22	4	1	0	0	0	0	0	13
21 Madison Hayes	G	38:58	4-11	1-5	4-4	0	0	10	4	2	13	3	3	1	0	0	0	16
22 Saniya Rivers	G	39:03	4-10	2-3	5-5	1	3	4	1	5	15	7	2	3	2	0	0	18
35 Zoe Brooks	G	30:03	5-11	2-2	2-3	0	6	6	1	1	14	4	1	2	1	1	1	15
42 Mallory Collier		19:26	3-3	0-0	0-0	1	2	3	4	0	6	1	1	1	1	0	0	8
24 Laci Steele		03:52	1-1	1-1	0-0	0	0	0	0	1	4	0	0	0	0	0	0	-3
3 Zamareya Jones		16:00	1-3	1-3	2-4	0	1	1	1	3	5	1	1	1	1	0	1	7
1 Lorena Awou		04:46	0-2	0-0	0-0	0	0	0	0	2	0	0	0	0	0	0	0	0
0 Devyn Quigley		01:02	0-0	0-0	0-0	0	0	0	0	0	0	0	0	0	0	0	0	0
11 Maddie Cox		02:36	0-0	0-0	0-0	0	0	0	0	0	0	0	0	0	0	0	0	4
Team			1	5	6	0	0	0	0	0	0	0	0	0	0	0	0	0
Totals		27:56	13-25	16-21	3	30	33	20	21	83	20	10	9	4	2	1	0	21

Technical Fouls:Coach 3<sup>rd</sup> 2:19

Shooting By Period

1st FG%	2nd FG%	3rd FG%	4th FG%
8-15 53.3%	6-17 35.3%	8-13 61.5%	5-10 50.0%
3PT% 2-4 50%	3PT% 3-6 50.0%	3PT% 5-6 83.3%	3PT% 5-11 45.5%
FT% 1-1 100%	FT% 5-6 83.3%	FT% 5-11 45.5%	FT% 3-5 60.0%
GM FG% 8-15 53.3%	GM FG% 6-17 35.3%	GM FG% 8-13 61.5%	GM FG% 5-10 50.0%
3PT% 2-4 50%	3PT% 3-6 50.0%	3PT% 5-6 83.3%	3PT% 5-11 45.5%
FT% 1-1 100%	FT% 5-6 83.3%	FT% 5-11 45.5%	FT% 3-5 60.0%

Dead Ball Rebounds: 3,0

	PITT	NCST	Points from		Period by Period Scoring			
			Turnovers	1st	2nd	3rd	4th	TOT
Biggest lead	2 (1 <sup>st</sup> 9:21)	20 (4 <sup>th</sup> 3:45)	16	19	19	13	67	
Best Scoring Run	8 (2 <sup>nd</sup> 9:06)	11 (4 <sup>th</sup> 3:45)	23	16	24	20	83	
Lead Changes	3	2						
Times Tied	2	2						
Time with Lead	01:04	37:40						

	PITT	NCST	Points from		Period by Period Scoring			
			Turnovers	1st	2nd	3rd	4th	TOT
Biggest lead	5 (2 <sup>nd</sup> 5:25)	5 (4 <sup>th</sup> 0:11)	28	30	28	16	68	
Best Scoring Run	7 (2 <sup>nd</sup> 8:29)	8 (3 <sup>rd</sup> 5:34)	18	16	24	20	78	
Lead Changes	16	2						
Times Tied	16	11						
Time with Lead	16:13	10:47						

	UVA	NCST	Points from		Period by Period Scoring			
			Turnovers	1st	2nd	3rd	4th	TOT
Biggest lead	2 (1 <sup>st</sup> 9:21)	20 (4 <sup>th</sup> 3:45)	16	19	19	13	67	
Best Scoring Run	8 (2 <sup>nd</sup> 9:06)	11 (4 <sup>th</sup> 3:45)	23	16	24	20	83	
Lead Changes	3	2						
Times Tied	2	2						
Time with Lead	01:04	37:40						



Virginia at NC State  
 01/19/25 Reynolds Coliseum, Raleigh  
 2024-25 Women's Basketball

Game Time: 2:00 PM  
 Game Duration: 1:54  
 Attendance: 5,500

Officials: Kate Lukanich, Bruce Morris, Krystle Apelaris

Virginia - 68

Record: 11-8 (3-4)

NO. Name	Min	FG		3P		FT		Rebounds		Fouls		TP	AS	TO	ST	Blocks		+/-
		M/A	M/A	M/A	M/A	OR	DR	OR	DR	PF	FF					BS	BA	
9 Edessa Noyan	F	28:54	1-3	0-1	0-0	0	2	2	5	0	2	1	2	1	4	0	0	-1
35 Latasha Lattimore	F	34:53	6-12	3-5	6-6	1	8	9	4	5	21	0	4	1	2	1	0	-7
0 Olivia McGhee	G	38:33	3-7	3-6	0-0	0	6	6	2	0	9	1	3	0	0	0	0	-4
1 Paris Clark	G	39:42	6-9	0-2	0-0	0	6	6	1	3	12	5	4	2	2	0	0	-3
21 Kymora Johnson	G	38:24	8-15	3-6	0-0	0	5	5	2	0	19	4	4	1	0	0	0	-8
32 Breona Hurd	G	16:13	2-3	1-1	0-0	1	1	2	1	2	5	0	2	1	0	1	0	-2
10 Casey Valenti-Paea		03:21	0-0	0-0	0-0	0	0	0	0	1	0	0	0	0	0	0	0	0
Team			0	3	3	0	0	0	0	0	0	0	0	0	0	0	0	0
Totals		26:49	10-21	6-6	2	31	33	16	10	68	11	19	6	8	2	1	0	5

Technical Fouls:NONE

Shooting By Period

1st FG%	2nd FG%	3rd FG%	4th FG%
7-15 46.7%	8-13 61.5%	5-11 45.5%	5-11 45.5%
3PT% 1-6 16.7%	3PT% 4-5 80.0%	3PT% 2-6 33.3%	3PT% 4-4 100%
FT% 0-0 0%	FT% 0-0 0%	FT% 2-4 50%	FT% 4-4 100%
GM FG% 7-15 46.7%	GM FG% 8-13 61.5%	GM FG% 5-11 45.5%	GM FG% 5-11 45.5%
3PT% 1-6 16.7%	3PT% 4-5 80.0%	3PT% 2-6 33.3%	3PT% 4-4 100%
FT% 0-0 0%	FT% 0-0 0%	FT% 2-4 50%	FT% 4-4 100%

Dead Ball Rebounds: 0,0

NC State - 73

Record: 14-4 (6-1)

NO. Name	Min	FG		3P		FT		Rebounds		Fouls		TP	AS	TO	ST	Blocks		+/-
		M/A	M/A	M/A	M/A	OR	DR	OR	DR	PF	FF					BS	BA	
18 Tilda Trygger	F	29:03	4-10	1-1	0-0	7	6	13	3	1	9	1	1	0	0	0	2	7
10 Aziaha James	G	40:00	8-21	1-8	3-4	0	4	4	0	6	20	2	1	0	0	0	1	5
21 Madison Hayes	G	38:32	5-13	1-3	8-8	6	5	11	0	5	19	0	2	2	2	3	0	7
22 Saniya Rivers	G	29:06	3-8	0-2	0-0	0	1	1	2	0	6	3	1	4	0	0	0	9
35 Zoe Brooks	G	40:00	4-13	2-5	4-4	0	2	2	1	4	14	7	1	2	0	2	0	5
3 Zamareya Jones		03:31	0-2	0-2	0-0	0	0	0	0	0	0	0	0	0	0	0	0	-7
11 Maddie Cox		02:37	0-0	0-0	0-0	0	1	1	0	0	0	0	0	0	0	0	0	-5
42 Mallory Collier		09:48	1-2	0-0	0-0	0	0	0	0	0	3	2	0	0	0	0	0	1
0 Devyn Quigley		07:23	1-1	1-1	0-0	0	0	0	0	0	3	1	0	0	0	0	0	3
Team			1	1	2	0	0	0	0	0	0	0	0	0	0	0	0	0
Totals		26:70	6-22	15-16	14	20	34	10	16	73	14	7	8	2	8	5	0	5

Technical Fouls:NONE

Shooting By Period

BOX SCORES



Official Basketball Box Score - Final
NC State at Wake Forest
01/30/25 LIVM Coliseum, Winston-Salem
2024-25 Women's Basketball

Game Time: 6:00 PM
Game Duration: 1:52
Attendance: 1,785

Officials: Eric Brewton, Ashley Gross, John Capolino

NC State - 90

Record: 17-4 (9-1)

Box score table for NC State, listing player names, minutes, and various statistics including FG, 3P, FT, Rebounds, Fouls, TP, AS, TO, ST, Blocks, and +/-.

Shooting By Period table for NC State, showing percentages for 1st, 2nd, 3rd, and 4th quarters.

Technical Fouls: NONE

Dead Ball Rebounds: 7, 3

Wake Forest - 83

Record: 8-13 (1-9)

Box score table for Wake Forest, listing player names, minutes, and various statistics including FG, 3P, FT, Rebounds, Fouls, TP, AS, TO, ST, Blocks, and +/-.

Shooting By Period table for Wake Forest, showing percentages for 1st, 2nd, 3rd, and 4th quarters.

Technical Fouls: NONE

Dead Ball Rebounds: 1, 0

Summary table for NC State vs Wake Forest, including points from, turnovers, paint, second chance, fast breaks, and time with lead.



Official Basketball Box Score - Final
Duke at NC State
02/03/25 Reynolds Coliseum, Raleigh
2024-25 Women's Basketball

Game Time: 7:00 PM
Game Duration: 2:14
Attendance: 5,510

Officials: Dee Karter, Joseph Vaziry, Angelica Sufferin

Duke - 83

Record: 17-5 (8-2)

Box score table for Duke, listing player names, minutes, and various statistics including FG, 3P, FT, Rebounds, Fouls, TP, AS, TO, ST, Blocks, and +/-.

Shooting By Period table for Duke, showing percentages for 1st, 2nd, 3rd, and 4th quarters.

Technical Fouls: NONE

Dead Ball Rebounds: 3, 0

NC State - 89

Record: 18-4 (10-1)

Box score table for NC State, listing player names, minutes, and various statistics including FG, 3P, FT, Rebounds, Fouls, TP, AS, TO, ST, Blocks, and +/-.

Shooting By Period table for NC State, showing percentages for 1st, 2nd, 3rd, and 4th quarters.

Technical Fouls: NONE

Dead Ball Rebounds: 2, 0

Summary table for Duke vs NC State, including points from, turnovers, paint, second chance, fast breaks, and time with lead.



Official Basketball Box Score - Final
NC State at Florida State
02/09/25 Donald L. Tucker Center, Tallahassee
2024-25 Women's Basketball

Game Time: 2:00 PM
Game Duration: 1:45
Attendance: 2,456

Officials: Ed Sidasky, Fatou Cissoko-Stephens, Tyler Trimble

NC State - 97

Record: 19-4 (11-1)

Box score table for NC State, listing player names, minutes, and various statistics including FG, 3P, FT, Rebounds, Fouls, TP, AS, TO, ST, Blocks, and +/-.

Shooting By Period table for NC State, showing percentages for 1st, 2nd, 3rd, and 4th quarters.

Technical Fouls: NONE

Dead Ball Rebounds: 2, 1

Florida State - 74

Record: 19-5 (9-3)

Box score table for Florida State, listing player names, minutes, and various statistics including FG, 3P, FT, Rebounds, Fouls, TP, AS, TO, ST, Blocks, and +/-.

Shooting By Period table for Florida State, showing percentages for 1st, 2nd, 3rd, and 4th quarters.

Technical Fouls: NONE

Dead Ball Rebounds: 3, 0

Summary table for NC State vs Florida State, including points from, turnovers, paint, second chance, fast breaks, and time with lead.



Official Basketball Box Score - Final
Miami (FL) at NC State
02/13/25 Reynolds Coliseum, Raleigh
2024-25 Women's Basketball

Game Time: 6:00 PM
Game Duration: 1:46
Attendance: 5,500

Officials: Bryan Brunette, Caria Fountain, Jules Gallen

Miami (FL) - 74

Record: 13-11 (3-10)

Box score table for Miami (FL), listing player names, minutes, and various statistics including FG, 3P, FT, Rebounds, Fouls, TP, AS, TO, ST, Blocks, and +/-.

Shooting By Period table for Miami (FL), showing percentages for 1st, 2nd, 3rd, and 4th quarters.

Technical Fouls: NONE

Dead Ball Rebounds: 0, 0

NC State - 76

Record: 20-4 (12-1)

Box score table for NC State, listing player names, minutes, and various statistics including FG, 3P, FT, Rebounds, Fouls, TP, AS, TO, ST, Blocks, and +/-.

Shooting By Period table for NC State, showing percentages for 1st, 2nd, 3rd, and 4th quarters.

Technical Fouls: NONE

Dead Ball Rebounds: 3, 1

Summary table for Miami (FL) vs NC State, including points from, turnovers, paint, second chance, fast breaks, and time with lead.

# BOX SCORES



Official Basketball Box Score - Final  
**NC State at North Carolina**  
 02/16/25 Carmichael Arena, Chapel Hill  
 2024-25 Women's Basketball

Game Time: 2:00 PM  
 Game Duration: 1:57  
 Attendance: 4,319

Officials: Angelica Sullivan, Karen Preato, Rod Creech

NC State - 65

Record: 20-5 (12-2)

NO.	Name	Min	FG			3P			FT			Rebounds			Fouls			TP	AS	TO	ST	Blocks			+/-
			M-A	M-A	M-A	M-A	M-A	M-A	OR	DR	TOT	PF	FD	OR	DR	TOT	BS					BA	BL		
18	Tilda Trygger	29:08	4-9	0-4	0-1	2	4	6	4	2	8	1	1	1	1	0	1	4	4						
10	Aziah James	29:06	7-16	2-4	0-1	2	5	7	3	2	16	4	3	0	0	1	8								
21	Madison Hayes	33:48	5-9	2-3	1-1	5	6	11	2	1	13	1	1	0	0	0	-6								
22	Saniya Rivers	40:00	7-18	0-5	0-2	1	11	12	3	3	14	4	2	2	4	0	-1								
35	Zoe Brooks	31:38	4-13	0-1	2-5	1	5	6	3	4	10	0	1	2	0	0	-2								
3	Zamareya Jones	13:15	0-4	0-2	1-2	0	1	1	1	1	1	1	2	0	0	0	2								
1	Lorena Awcu	04:28	1-1	0-0	1-1	1	1	2	4	2	3	0	0	0	0	0	6								
0	Devyn Quigley	05:12	0-1	0-1	0-0	0	1	1	0	1	0	0	1	0	0	0	-9								
24	Laci Steele	02:00	0-0	0-0	0-0	0	0	0	0	0	0	0	0	0	0	0	-1								
42	Mallory Collier	06:24	0-0	0-0	0-0	2	0	2	0	0	0	0	1	0	0	0	-11								
11	Maddie Cox	05:01	0-0	0-0	0-0	0	0	0	0	0	0	0	0	0	0	0	5								
Team																									
<b>Totals</b>			28-71	4-20	5-13	18	37	55	20	16	65	11	13	5	4	2	-1								

Technical Fouls: Rivers 3<sup>rd</sup> 5:01

Dead Ball Rebounds: 4, 1

Shooting By Period

1 <sup>st</sup> FG%	7-17	41.2%
3PT%	1-3	33.3%
FT%	4-4	100%
2 <sup>nd</sup> FG%	2-15	13.3%
3PT%	0-7	0.0%
FT%	0-2	0%
3 <sup>rd</sup> FG%	10-23	43.5%
3PT%	2-5	40.0%
FT%	0-4	0%
4 <sup>th</sup> FG%	9-16	56.3%
3PT%	1-5	20.0%
FT%	1-3	33.3%
GM FG%	28-71	39.4%
3PT%	4-20	20.0%
FT%	5-13	38.5%

North Carolina - 66

Record: 23-4 (11-3)

NO.	Name	Min	FG			3P			FT			Rebounds			Fouls			TP	AS	TO	ST	Blocks			+/-
			M-A	M-A	M-A	M-A	M-A	M-A	OR	DR	TOT	PF	FD	OR	DR	TOT	BS					BA	BL		
5	Maria Gakdong	33:06	4-8	0-0	2-5	2	6	8	4	8	10	0	1	1	2	0	-9								
1	Alyssa Ustby	02:35	0-0	0-0	0-0	1	0	1	0	0	0	0	0	0	0	0	3								
10	Reniya Kelly	33:23	9-18	5-9	0-0	0	3	3	1	1	23	1	1	1	1	0	4								
20	Lexi Donarski	30:42	3-11	2-6	2-2	0	2	2	2	0	10	1	1	1	1	0	-1								
24	Indya Nivar	22:40	3-8	0-3	2-2	2	2	4	5	3	8	1	2	2	0	1	3								
2	Grace Townsend	16:49	1-5	0-2	2-3	0	1	1	1	3	4	2	1	1	0	0	-6								
0	Lanie Grant	33:26	3-7	1-3	2-2	0	6	6	1	3	9	1	1	0	0	2	4								
14	Trayanna Crisp	11:10	0-5	0-3	0-2	0	3	3	1	1	0	0	0	1	0	0	1								
21	Ciera Toomey	02:11	0-1	0-1	0-0	0	1	1	1	0	0	0	0	0	0	0	-1								
34	Bianca Thomas	10:43	1-2	0-0	0-0	0	2	2	0	0	2	1	1	0	0	0	9								
4	Laila Hull	03:15	0-1	0-0	0-0	0	0	0	0	0	0	0	0	0	0	0	-2								
Team																									
<b>Totals</b>			24-66	8-27	10-16	8	27	35	16	19	65	7	8	7	2	4	1								

Technical Fouls: NONE

Dead Ball Rebounds: 2, 2

	ST	UNC
Biggest lead	7 (1 <sup>st</sup> 0:30)	10 (3 <sup>rd</sup> 9:51)
Best Scoring Run	10 (4 <sup>th</sup> 2:43)	16 (3 <sup>rd</sup> 9:51)
Lead Changes	7	
Times Tied	4	
Time with Lead	17:42	19:34

Points from	ST	UNC
Turnovers	9	8
Paint	38	26
Second Chance	18	2
Fast Breaks	6	9
Bench	4	15

Period by Period Scoring	1st	2nd	3rd	4th	TOT
ST	19	4	22	20	65
UNC	12	18	18	18	66

# 2024-25 WOLFPACK PHOTO ROSTER



**0** Devyn Quigley  
Fr. • G • 5-11



**1** Lorena Awou  
Fr. • C • 6-5



**3** Zamareya Jones  
Fr. • G • 5-7



**10** Aziaha James  
Sr. • G • 5-9



**11** Maddie Cox  
So. • F • 6-2



**15** Lizzy Williamson  
Gr. • C • 6-5



**18** Tilda Trygger  
Fr. • F • 6-6



**21** Madison Hayes  
Gr. • G • 6-0



**22** Saniya Rivers  
Sr. • G • 6-1



**24** Laci Steele  
So. • G • 5-11



**35** Zoe Brooks  
So. • G • 5-10



**42** Mallory Collier  
So. • C • 6-3



**WES MOORE**  
Head Coach



**NIKKI WEST**  
Associate Head Coach



**BRITTANY MORRIS**  
Assistant Coach



**ASHLEY WILLIAMS**  
Assistant Coach



**HOUSTON FANCHER**  
Assistant Coach



**KEVIN LEATHERWOOD**  
Assistant Coach





0

**Devyn Quigley**  
Freshman • Guard • 5-11  
Manchester, N.J.  
Manchester Township

PPG	RPG	APG	SPG
2.8	1.5	0.7	0.2
FG%	3FG%	FT%	MPG
.410	.417	.667	8.7
CAREER HIGHS			
PTS	REBS	ASTS	STLS
20	6	4	1

**Last Game:** Tallied one rebound in five minutes at No. 12/12 North Carolina.  
**Notes on Season:** Has played in 24 of 25 games ... Two 10+ point games ... Had 11 points w/ six rebounds in 26 minutes vs. Boston College ... Logged a career-high 20 points off the bench vs. Coastal Carolina, the first Pack freshman since Elissa Cunane (2019) to have 20+ points in a game.  
**Before NC State:** Ranked No. 47 in the 2024 HoopGuriz Recruiting Rankings - ESPNW ... McDonald's All-America Game nominee ... Tallied 32.7 points, 10.4 rebounds, 2.6 assists and 3.9 steals per game as a senior at Manchester Township ... Finished her high school career with 2,627 points (Shore Conference girls basketball record) ... Tabbed She Got Game Classic MVP.



1

**Lorena Awou**  
Lor-ay-nuh Ah-WOO  
Freshman • Center • 6-5  
East Moline, Ill.  
United Township

PPG	RPG	APG	SPG
3.3	2.3	0.1	0.3
FG%	3FG%	FT%	MPG
.484	-	.341	8.3
CAREER HIGHS			
PTS	REBS	ASTS	STLS
10	9	1	3

**Last Game:** Logged three points and two rebounds in 4.5 minutes at No. 12/12 North Carolina.  
**Notes on Season:** Has played in 23 of 25 games ... Registered career-high 10 points w/ seven rebounds vs. ODU ... Big in Duke win with eight ... Tied team-high nine rebounds with five points vs. Coastal Carolina.  
**Before NC State:** Ranked No. 5 in state of Illinois in the Prep Girls Hoops Rankings ... Named Class 4A Illinois Media First Team All-State and averaged 18.7 points and 11.9 rebounds per game as a senior at United Township ... Surpassed 1,000 career points and 1,000 career rebounds in high school ... United Township rebounding record holder.



3

**Zamareya Jones**  
Zuh-MAR-ee-uh  
Freshman • Guard • 5-7  
Bethel, N.C.  
North Pitt

PPG	RPG	APG	SPG
7.6	1.8	1.8	0.5
FG%	3FG%	FT%	MPG
.407	.348	.545	17.6
CAREER HIGHS			
PTS	REBS	ASTS	STLS
18	5	5	1

**Last Game:** Logged one point, one rebound and one assist at No. 12/12 North Carolina.  
**Notes on Season:** Career-high 18 points (6-of-6 FG in 1H) vs. Louisville ... went 4-of-4 from 3-point in 2Q for 14 points vs. No. 18/18 Ole Miss ... Has 152 points and 24 3-pointers on the season (14th most for NC State freshman) ... Tabbed to ACC Newcomer Watch List ... Missed five games due to hand injury.  
**Before NC State:** Ranked No. 17 at the time of signing in 2024 HoopGuriz Recruiting Rankings - ESPNW 100 ... Tabbed McDonald's All-American ... Invited & played in Jordan Brand Classic ... Named the North Carolina POY ... Averaged 25.3 points, 7.3 rebounds, 5.3 assists & 4.2 steals per game to lead North Pitt to a 2A state title winning streak.



10

**AZIAHA JAMES**  
uh-ZEYE-uh  
Senior • Guard • 5-9  
Virginia Beach, Va.  
Princess Anne

PPG	RPG	APG	SPG
17.8	5.0	2.7	1.2
FG%	3FG%	FT%	MPG
.465	.327	.727	30.5
CAREER HIGHS			
PTS	REBS	ASTS	STLS
36	9	8	4

**Last Game:** Recorded team-high 16 points, seven rebounds and four assists at No. 12/12 UNC.  
**Notes on Season:** Career-high 36 points vs. No. 10/10 Duke ... ACC POW (2/9), two-time USBWA POW (1/21, 2/9) & Naismith Trophy POW ... 1,000 career points vs. Kent State ... Had 29 straight 10+ point games ... Wooden Award Midseason Top 25 List ... Leads team in scoring and 3-pointers (50) ... 11 20+ point games this season.  
**Career at NC State:** Has played in 95 straight games ... 2024 First Team All-ACC, All-ACC Tournament Team and Portland Region MOP ... Finished junior season with 31 10+ point games and 12 20+ point games for a 10.0 PPG scoring jump from her sophomore year (16.8 PPG vs. 6.8 PPG) ... During NCAAAT, averaged 23.4 PPG and 3.2 APG on 47.5 percent shooting ... All-ACC Freshman Team in 2021-22.



11

**MADDIE COX**  
Freshman • Forward • 6-2  
Flower Mound, Texas  
Flower Mound

PPG	RPG	APG	BPG
0.7	1.5	0.3	0.2
FG%	3FG%	FT%	MPG
.217	.133	.625	8.0
CAREER HIGHS			
PTS	REBS	ASTS	BLKS
6	9	2	2

**Last Game:** Played five minutes at No. 12/12 North Carolina.  
**Notes on Season:** Recorded four points vs. BC ... Had three points, four boards and one block vs. No. 7/7 LSU ... Pulled down season-high six rebounds vs. ODU ... One of five to play in all 23 games.  
**Career at NC State:** Appeared in 36 games during freshman season, scoring in 12 games & logging 4+ boards in six contests ... Started at ODU for first start of career ... Career-high nine rebounds vs. Elon.  
**Before NC State:** Ranked No. 71 player in class of 2023 by ESPN ... Averaged double-double as a high school senior with 17.2 PPG and 11.9 RPG.



15

**LIZZY WILLIAMSON**  
Graduate • Center • 6-5  
Adelaide, Australia  
Southern Utah / Westminster

PPG	RPG	APG	SPG
1.6	2.0	-	0.2
FG%	3FG%	FT%	MPG
.500	-	-	6.8
CAREER HIGHS			
PTS	REBS	ASTS	BLKS
35	23	5	6

**Last Game:** Sidelined with injury (out indefinitely).  
**Notes on Season:** Has scored in three games ... Earned first start at NC State vs. ETSU.  
**Career at NC State:** Appeared in 19 games in first season with the Pack, averaging 4.9 MPG ... Season-high four points in three different games.  
**Before NC State:** Played three years at Southern Utah ... 2022-23 WAC Defensive Player of the Year, All-WAC Second Team and WAC All-Defensive Team ... 329 rebounds in 2022-23 set Thunderbirds' program record ... Career-best night vs. SAGU American Indian (Nov. 21, 2021) with 35 points and 23 rebounds.



18

**TILDA TRYGGER**  
Tree-gur  
Freshman • Forward • 6-6  
Stockholm, Sweden

PPG	RPG	APG	BPG
6.3	4.5	0.5	0.7
FG%	3FG%	FT%	MPG
.521	.269	.700	19.5
CAREER HIGHS			
PTS	REBS	ASTS	BLKS
19	14	3	3

**Last Game:** Finished with eight points, six rebounds and one steal at No. 12/12 North Carolina.  
**Notes on Season:** Started last 13 games ... Nine boards in 4Q vs. UVA tied program record ... Double-double (19p & 10r) in 34 minutes at Cal ... Has six 10+ point game, four 10+ rebound games & two double-doubles  
**Before NC State:** At FIBA U20 Euro Championship, led field in RPG (10.4), total rebounds (73) & double-doubles (4) over six games (10.9 PPG/10.4 RPG) for Sweden ... Logged double-double (19 points, five 3s & 16 rebounds vs. Portugal) ... Helped Sweden win the 2024 Nordic Championship (11.0 PPG, 7.7 RPG & 0.7 BPG in 27.0 MPG) ... Participated in the all-female Basketball Without Borders camp.



21

**MADISON HAYES**  
Graduate • Guard • 6-0  
Chattanooga, Tenn.  
Mississippi State / East Hamilton

PPG	RPG	APG	SPG
10.7	7.0	0.8	0.8
FG%	3FG%	FT%	MPG
.444	.385	.800	31.5
CAREER HIGHS			
PTS	REBS	ASTS	STLS
24	14	6	4

**Last Game:** Logged fourth double-double w/ 13 points and 11 rebounds at No. 12/12 UNC.  
**Notes on Season:** Surpassed 1K points vs. Miami ... Earned three straight double-doubles (Pitt, Virginia & Syracuse) ... Had game-sealing steal and 12 points in 4Q vs. UVA ... leads Pack in rebounds and o-boards (53) ... Registered team-high 19 points w/ nine boards vs. Clemson  
**Career at NC State:** Played 95 straight games with 63 straight starts ... Registered 10+ points in 20 games w/ career-high 24 points at Clemson in 2023-24 ... Led team w/ 6.8 RPG & 10+ rebounds in eight games ... Five double-doubles ... Recorded seven blocks in Jan. 2023 game vs. Virginia, second-most in team history.  
**Before NC State:** 2021 All-SEC Freshman Team at Mississippi State, averaging 4.7 PPG and 4.7 RPG.



22

**SANIYA RIVERS**  
suh-NEYE-u  
Senior • Guard • 6-1  
Wilmington, N.C.  
South Carolina / Ashley

PPG	RPG	APG	SPG
12.0	6.0	3.0	1.6
FG%	3FG%	FT%	MPG
.425	.279	.667	33.1
CAREER HIGHS			
PTS	REBS	ASTS	STLS
33	16	8	8

**Last Game:** Registered fifth double-double of season w/ 14 points, 12 rebounds, four blocks, four assists and two steals at No. 12/12 North Carolina.  
**Notes on Season:** Cheryl Miller Midseason Top 10 List ... USBWA Midseason Top 50 POY Watch List ... Four double-doubles ... Season-high 25 points vs. Davidson ... Paces team in steals per game and blocks per game (1.3) ... Has started in 51 straight games.  
**Career at NC State:** AP All-America HM, All-ACC First Team, All-ACC Defensive Team & All-ACC Tournament Team in 2023-24 ... Scored career-high 33 points & 10 rebounds vs. UConn w/ first career double-double ... Career highs in rebounds (16) and assists (8) in 10-point double-double at Virginia ... 2022-23 ACC Sixth Player of Year ... Registered eight steals vs. BC (Jan. 2023), most since 1998.  
**Before NC State:** Played 27 games her rookie year at South Carolina, winning the 2021 NCAA Championship.



24

**LACI STEELE**  
Sophomore • Guard • 5-11  
Edmond, Okla.  
Edmond North

PPG	RPG	APG	SPG
1.7	0.8	0.2	0.3
FG%	3FG%	FT%	MPG
.324	.348	1.000	6.9
CAREER HIGHS			
PTS	REBS	ASTS	STLS
13	4	3	3

**Last Game:** Played two minutes at No. 12/12 North Carolina.  
**Notes on Season:** Has played in 19 games ... Recorded six points off the bench at Louisville and Stanford ... Logged season-high seven points & two steals vs. Kent State off the bench.  
**Career at NC State:** Appeared in 32 games as a freshman ... Four 10+ point games, setting career-high 13 points vs. Virginia ... Hit a 3-pointer in 13 games & multiple 3-pointers six times.  
**Before NC State:** Ranked No. 56 player in class of 2023 by ESPN ... Averaged 21.3 PPG as a HS senior ... Surpassed 2,000 career points in high school ... 2023 McDonald's All-America Game nominee.



35

**ZOE BROOKS**  
Sophomore • Guard • 5-10  
Plainfield, N.J.  
Saint John Vianney

PPG	RPG	APG	SPG
13.3	4.4	4.0	1.3
FG%	3FG%	FT%	MPG
.460	.304	.738	30.7
CAREER HIGHS			
PTS	REBS	ASTS	STLS
21	12	11	4

**Last Game:** Finished with 10 points, six boards and two steals at No. 12/12 North Carolina.  
**Notes on Season:** Paced Pack w/ career-high 21 points vs. No. 22 FSU & ETSU, as well as 19 points vs. No. 18/18 Ole Miss ... Had a near double-double (14p, 9a) at Cal ... Leader in assists per game.  
**Career at NC State:** All-ACC Freshman Team ... Second player in program history w/ a triple-double (14 points, 12 rebounds & 10 assists) in first start vs. Liberty ... Double-double (13 points & 11 assists) at ODU ... Registered 18 10+ point games, including last four NCAAAT games ... NC State Freshman Record List: games played (1st), assists (2nd), steals (6th) and points (12th).  
**Before NC State:** No. 9 overall player by ESPN ... 2023 McDonald's All-American ... 2023 National POY (SB Live).



42

**MALLORY COLLIER**  
Sophomore • Center • 6-3  
Millington, Tenn.  
Bartlett

PPG	RPG	BPG	SPG
3.7	2.7	0.2	0.2
FG%	3FG%	FT%	MPG
.592	-	.211	12.7
CAREER HIGHS			
PTS	REBS	ASTS	BLKS
10	9	1	2

**Last Game:** Logged two offensive rebounds and played six minutes at No. 12/12 North Carolina.  
**Notes on Season:** Started in 11 games and has played in 23 ... Leads team in field goal percentage ... Had season-high eight points vs. Stanford & Kent State & nine rebounds vs. No. 18/18 Ole Miss.  
**Career at NC State:** Appeared in 22 games in 2023-24 ... 10-point night against Cincinnati for first double-figure scoring game of career.  
**Before NC State:** Ranked No. 55 player in class of 2023 by ESPN ... 2022 Memphis Area Player of Year ... Averaged 11.5 points and 7.1 rebounds per game during senior year on a Bartlett team that reached the state title game ... 2022 Team USA Trials invitee ... 2023 McDonald's All-America nominee.