



## GEORGIA TECH BASKETBALL 2024-25

ACC Champions 1985, 1990, 1993, 2021 • Final Four 1990, 2004 • 17 NCAA Tournament appearances

## 2024-25 Schedule/Results

Date	Opponent	TV	Time
N6	WEST GEORGIA	ACCNX	W, 85-62
N10	NORTH FLORIDA	ACCNX	L, 93-105
N12	TEXAS SOUTHERN	ACCNX	W, 81-62
N15	GEORGIA	ACCNX	L, 69-77
N23	CINCINNATI (18/16)	ACCNX	L, 58-81
N27	CHARLESTON SOUTHERN	ACCNX	W, 91-67
N30	CENTRAL ARKANSAS	ACCNX	W, 87-68
D3	at Oklahoma* (21/21)	ESPNU	L, 61-76
D7	at North Carolina (20/22)	ACC Network	L, 65-68
D15	vs. Northwestern+	B1G Network	L, 60-71
D18	UMBC	ACCNX	W, 91-82
D21	DUKE (5/5)	ACC Network	L, 56-82
D28	ALABAMA A&M	ACC Network	W, 92-49
D31	NOTRE DAME	ACC Network	W, 86-75
J4	BOSTON COLLEGE	ESPNU	W, 85-64
J7	at Syracuse	ACC Network	L, 55-62
J11	at SMU	ESPN2	L, 71-93
J14	CLEMSON (rv)	ACC Network	L, 59-70
J18	at Florida State	ESPNU	L, 78-91
J22	VIRGINIA TECH	ESPNU	W, 71-64
J28	at Notre Dame	ACC Network	L, 68-71
F1	LOUISVILLE (21/22)	The CW	W, 77-70
F4	at Clemson (rv/21)	ACC Network	W, 89-86 (3ot)
F8	at Virginia	The CW	L, 61-75
F12	STANFORD	ACC Network	W, 60-52
F15	CALIFORNIA	ACC Network	4 p.m.
F22	at Boston College	ACC Network	2 p.m.
F25	at Pittsburgh	ACC Network	7 p.m.
M1	NC STATE	ACC Network	3 p.m.
M4	MIAMI	ACC Network	7 p.m.
M8	at Wake Forest (rv)	The CW	2:15 p.m.
M11	ACC Tournament%		
*SEC/ACC Challenge; +MIKE Tip-Off (Fiserve Forum, Milwaukee, Wis.); %ACC Tournament (Charlotte, N.C.)			
All times Eastern; home games in ALL CAPS			

## RADIO: Georgia Tech Sports Network by Legends Sports

Announcers	Andy Demetra, Randy Waters
Producer/Engineer	Isiah Stewart
Network station in Atlanta	680 AM / 93.7 FM
Satellite Radio	SiriusXM Ch. 103 or 208 (app 955)
Online	GT Gameday App, Ramblinwreck.com
Tuneln	buzz.gt/LiveTuneln

## Television ACC Network

Announcers	Joel Godett, Michael Carter-Williams
------------	--------------------------------------

## Communications

GTMBB contact	Mike Stamus
Phone	404-218-9723 (cell)
E-mail	mstamus@athletics.gatech.edu

## Social Media: #StingEm

Official Twitter	@GTMBB
Facebook	gtmensbasketball
Instagram	gtmensbasketball

GEORGIA TECH (12-13, 6-8 ACC) vs. CALIFORNIA (12-13, 5-9 ACC)  
Game 26 • February 15, 2025

## Cal Makes 1st-Ever Visit to Tech

For the second time this week, Georgia Tech will host a new member of the Atlantic Coast Conference from the West Coast, entertaining California for a 4 p.m. contest Saturday at McCamish Pavilion.

Tech (12-13, 6-8 ACC) has won four of its last six games, three of its last four, after downing Stanford, 60-52, Wednesday night. The Yellow Jackets have defeated Virginia Tech (71-64), No. 21 Louisville (77-70) and the Cardinal at home during that stretch, and captured a road win at No. 21 Clemson (89-86, 3-OT). Tech is 11-5 at home this season, 5-2 in ACC play, and has won its last three conference home games.

California (12-13, 5-9 ACC) has lost four of its last five games and comes to Atlanta following a 78-57 defeat at No. 5 Duke Wednesday night. The Golden Bears won three in a row prior to that, including its only ACC road victory this season, a 65-62 win on Jan. 18. Cal is 2-7 on the road this season, 1-5 in ACC games.

Saturday's game will be televised live on the ACC Network, with a live stream available on the ESPN app. Radio coverage is on the Georgia Tech Sports Network by Legends Sports and flagship station 680 the Fan (680 AM/93.7 FM). The Tech broadcast is also available on Sirius XM channel 193 or 208 and the SiriusXM app.

## The Tip-Off

• A win Saturday would give Tech four straight ACC home wins, something the Yellow Jackets have not accomplished since

## EVENT INFORMATION

Site	McCamish Pavilion, Atlanta, Ga.
Series vs. California	Tech trails, 0-3
At home	first meeting
Last meeting	Cal def. GT, 68-57, 11/23/2012 in Anaheim, CA
Trend	Cal has won the last 3 meetings

## GEORGIA TECH YELLOW JACKETS

Rankings (AP/Coaches/KenPom/NET)	nr   nr   100   117
Record breakdown	11-5 home   1-7 road   0-1 neutral
Head coach	Damon Stoudamire (Arizona, 1995)
Career record/at GT	97-108 (7th yr)   26-31 (2nd yr)
Stoudamire vs. California	0-0
Next game	Feb. 22 at Boston College

## CALIFORNIA GOLDEN BEARS

Rankings (AP/Coaches/KenPom/NET)	nr   nr   123   126
Record breakdown	10-5 home   2-7 road   0-1 neutral
Head coach	Mark Madsen (Stanford, 2000)
Career record/at Cal	95-83 (6th yr)   25-32 (2nd yr)
Tech vs. Madsen	0-0
Next game	Feb. 22 at Stanford

## ROSTER AT-A-GLANCE (#indicates last-game starter)

1	Naithan George# ..... G.....6-3.....185.....So..... Toronto, Ontario..... 12.5 ppg.... 6.2 apg > No. 1 in ACC assist avg (No. 13 NCAA), 6th in ACC ATO ratio (2.36-to-1); avg 23.3 ppg in Tech's last 3 games
2	Javian McCollum ..... G.....6-2.....175.....Sr..... Fort Myers, Fla. .... 12.2 ppg.... 3.4 apg > Transfer from Okla.; missed last 2 gms (head); 12.9 ppg, 3.7 apg, 43% FG, 34.5% 3pt FG, 85.7% FT vs. ACC
3	Jaeden Mustaf ..... G.....6-5.....210.....Fr..... Bowie, Md. .... 8.9 ppg.... 1.6 apg > Four-star prospect; returned after 6g absence vs Stanford; started 7 games; 7.0 ppg, 40% FG vs. ACC
12	Ryan Mutombo..... C.....7-2.....255.....Gr..... Atlanta, Ga..... 2.5 ppg.... 2.9 rpg > Transfer from Georgetown; DNP 1st 9 games of the season, played in 10 ACC games (36.8% FG, 4 blocks)
11	Baye Ndongo# ..... F .....6-9.....240.....So..... Mboro, Senegal ..... 12.1 ppg.... 8.1 rpg > Pre-season All-ACC; Tech's No. 4 scorer and top rebounder; 12.1 ppg, 50.8% FG, 8.8 rpg in ACC games
35	Emmer Nichols..... F .....6-6.....223.....r-So..... Woodside, Calif..... 0.7 ppg.... 0.7 rpg > Non-scholarship player in 3rd year in the program, redshirted in 2022-23, played 3 games this season
9	Luke O'Brien ..... F .....6-8.....225.....Gr..... Littleton, Colo. .... 6.4 ppg.... 4.4 rpg > Transfer from Colorado; 47.1% FG, 32.1% 3pt FG this season; missed last 14 games (toe)
45	Doryan Onwuchekwa ..... C.....6-11.....240.....Fr..... Dallas, Texas ..... 3.5 ppg.... 4.9 rpg > 3-star center prospect; started 8 games (3.5 ppg, 5.1 rpg); has not played since Dec. 15 (personal)
31	Duncan Powell# ..... F .....6-8.....235.....r-Jr..... Dallas, Texas ..... 10.6 ppg.... 5.5 rpg > Transfer from Sacramento St.; started 3 of last 8 games; avg 13.6 ppg, 5.3 rpg, 36.8% 3FG vs. ACC
14	Kowacie Reeves, Jr. .... G.....6-7.....205.....Sr..... Macon, Ga..... 9.3 ppg.... 2.5 rpg > Started all 32 games in 2023-24 & 1st 6 this season before sustaining foot injury, missed last 19 games
33	Marcos San Miguel ..... G.....6-4.....203.....So..... Smyrna, Ga. .... 2.0 ppg.... 0.0 rpg > Non-scholarship player in 2nd year in the program, played in 2 game this season
30	Ibrahim Souare# ..... F .....6-9.....225.....r-Fr..... Conakry, Guinea ..... 2.7 ppg.... 3.5 rpg > Red-shirted in 2023-24; averaging 22.8 mins, 4.0 rpg, 11 blocks in ACC gms (started last 8 gms)
10	Darrian Sutton# ..... F .....6-8.....205.....Fr..... St. Louis, Mo. .... 1.6 ppg.... 1.7 rpg > 4-star prospect; played in 9 games (5 ACC), played 56 minutes last 2 games, more than his prev 7 combined
0	Lance Terry ..... G.....6-3.....200.....r-Sr..... College Park, Ga..... 14.9 ppg.... 2.9 rpg > 10+ pts in 17 games, 20+ in 7; 14.2 ppg, 40.1% FG, 32.8% 3pt FG vs. ACC; missed 3 of Tech's last 7 gms
32	Dyllan Thompson ..... G/F.....6-7.....215.....Fr..... Sugar Land, Texas ..... --..... -- > Non-scholarship prospect in 1st year at Tech; multi-sport standout, all-state in basketball

## TECH NOTEBOOK

## Tech Team Statistics

Category	2024-25	ACC	NCAA
Scoring offense	74.0	12	190
Scoring defense	72.9	13	218
Scoring margin	+1.0	11	212
Field goal pct.	.442	13	208
Effective FG pct.	.504	15	230
Field goal pct. def.	.420	5	86
3-pt FG pct.	.338	9	180
3-pt FG per game	7.4	10	209
3-pt FG att. per game	22.0	11	204
3-pt FG pct. def.	.350	15	270
3-pt FG allowed per game	8.6	-	-
Free throw pct.	.667	18	320
FT made per game	13.0	14	223
FT attempts per game	19.5	8	167
Rebounds per game	37.0	5	107
Rebound margin	+0.6	12	211
O-Reb per game	10.6	11	185
D-Reb per game	26.4	6	69
Assists per game	14.8	4	107
Assist/TO ratio	1.23	10	140
Turnover margin	-0.6	12	238
Turnovers per game	12.0	14	191
Turnovers forced per game	11.4	10	246
Blocks per game	3.7	10	120
Steals per game	6.3	11	240
Fouls per game	16.5	11	143
Bench points per game	21.5	7	164
Fast break points per game	9.3	7	204

Rankings through games of February 12

## Games Started/Finished

Player	2024-25	Conf.	Career	*Finished
Naithan George	25	14	53	19
Javian McCollum	11	6	68	13
Jaeden Mustaf	7	6	7	13
Ryan Mutombo	7	5	8	1
Baye Ndongo	25	14	54	11
Emmer Nichols	-	-	-	3
Luke O'Brien	6	1	35	3
Doryan Onwuchekwa	8	1	8	1
Duncan Powell	4	4	31	20
Kowacie Reeves, Jr.	6	-	55	2
Marcos San Miguel	-	-	-	2
Ibrahim Square	8	8	8	13
Darrion Sutton	-	-	-	6
Lance Terry	17	11	75	18
Dyllan Thompson	-	-	-	-

\*Includes starts at previous school and in conference tournaments

## Non-Conference Breakdown

Team	Conf.	Record	Conf.	KP	NET
Alabama A&M	SWAC	7-17	3-8	360	359
Central Arkansas	A-Sun	6-19	2-10	350	350
Charleston So.	Big South	10-17	6-6	289	273
Cincinnati	Big 12	15-9	5-8	55	46
Georgia	SEC	16-9	4-8	40	35
North Florida	A-Sun	13-12	6-6	236	235
Northwestern	Big Ten	13-12	4-10	58	59
Oklahoma	SEC	16-8	3-8	42	49
Texas Southern	SWAC	10-14	7-4	294	308
UMBC	Am-East	11-14	3-7	278	286
West Georgia	A-Sun	4-21	2-10	341	344
GT strength of schedule rank				73	70
GT NC strength of schedule rank				347	207
vs. Quad 1: 2-5			vs. Quad 2: 0-6		
vs. Quad 3: 3-1			vs. Quad 4: 7-1		

KP - KenPom.com, NET - NCAA NET rankings

Through games of February 12

winning its final five conference home games in the 2019-20 season.

- Tech is now alone in 10th place in the ACC standings, a mere half-game out of 9th place (and a first-round bye in the ACC Tournament if the tournament were to begin today).

- Tech has won three of its last four games, four of its last six. The Jackets are just one win shy of their ACC win total from 2023-24.

- Tech is 11-5 on its home court after beginning the season 2-3.

- Tech is the only ACC team to defeat both Clemson and Louisville, the teams tied for 2nd place in the standings, this season. The Jackets stopped a 10-game winning streak by Louisville, which has gone on to win 3-straight since, and stopped a 6-game win streak by Clemson, which responded by defeating Duke and North Carolina.

- Tech has never trailed in a game only three times this season — West Georgia, Central Arkansas and Stanford.

- Seven of Tech's 14 ACC games this season have been decided by single digits, including 5 of the last 6 (71-64 win over Virginia Tech, 71-68 loss at Notre Dame, 77-70 win over Louisville, 89-86 win over Clemson, 60-52 win over Stanford).

- Tech is 2-5 vs. NCAA NET Quad 1 teams this season and 6-12 under head coach **Damon Stoudamire**. Pittsburgh (51) and Wake Forest (67) are the only Quad 1 opportunities remaining on the Yellow Jackets' schedule.

- Tech has its second bye in the conference schedule next week, resuming play at Boston College next Saturday. After Cal. the Yellow Jackets will have two home games and three road games remaining.

## Series Notes vs. California

- All three of the prior meetings between Tech and California took place in the Golden State. The most recent meeting occurred on Nov. 23, 2012, a 68-57 Golden Bears victory in the semifinals of the DirecTV Classic in Anaheim, Calif.

- The other two games were played on back-to-back days during the 1950-51 season as part of a West Coast holiday trip by Roy McArthur's Yellow Jacket team. The Golden Bears routed Tech in both games. The Jackets also played at San Francisco the day before the first game with Cal, and lost that one as well.

- Tech coach **Damon Stoudamire** has never faced California in his head coaching career, but he was 6-2 vs. the Golden Bears as a player at Arizona, and 2-2 as an assistant coach with the Wildcats.

## Last Meeting: Bears Smother Jackets

**November 23, 2012 (Anaheim, Calif.):** Georgia Tech trailed by just one point at halftime, but defense-minded California limited the Yellow Jackets to just 30% shooting and nine field goals in the second half and ground out a 67-58 victory in the semifinals of the DirecTV Classic.

The Golden Bears had a 41-29 advantage on the boards, while the Yellow Jackets hit just 2-of-15 from three-point ranged and sent Cal to the foul line 26 times to their 10.

**Mfon Udofia**, currently the head coach of the Long Island Nets in the NBA G League, led the Jackets with 16 points, while Kammeon Holsey tallied 14 and Marcus Georges-Hunt had 11 off the bench.

Tech, which had beaten Rice in the opening round of the tournament, bounced back to defeat Saint Mary's in the third-place game.

## Last Time Out: Jackets Stymie Stanford

Georgia Tech held ACC Player of the Year candidate Maxime Raynaud to a season-low-tying eight points, and the short-handed Yellow Jackets put together another impressive all-around performance in their 60-52 win over 16-win Stanford on Wednesday night at McCamish Pavilion.

Playing once again without a slew of injured key players

## Series vs. California (0-3)

**Home: 0-0, Away: 0-2, Neutral: 0-1**

All Home Games: 0-0

At McCamish Pavilion: 0-0

In Atlanta: 0-0

All Road Games: 0-2

At Haas Pavilion: 0-0

As ACC members: 0-0

In the ACC Tournament: 0-0

All Neutral Games: 0-1

Under Roy McArthur: 0-2

Under Brian Gregory: 0-1

Under Damon Stoudamire: 0-0

Vs. Mark Madsen: 0-0

Longest Winning Streak: n/a

Longest Losing Streak: 3 games (current)

Most Points Scored: 57 on 12-29-1950 and 11-23-2012

Fewest Points Scored: 47 on 12-30-1950

Most Points Allowed: 82 on 12-28-1950

Fewest Points Allowed: 68 on 11-23-2012

Largest Margin of Victory: n/a

Largest Margin of Defeat: 33 on 12-30-1950

## All-Time Series Results

12-29-1950 .....	a1	L	57-82
12-30-1950 .....	a1	L	45-78
11-23-2012 .....	n1	L	57-68

a1-Harmon Gym; n1-DirecTV Classic (Anaheim, Calif.)

## TECH NOTEBOOK

## Georgia Tech Quick Facts

Official Name:	Georgia Institute of Technology
Location:	Atlanta, Ga.
Enrollment:	47,946
Founded:	1885
Colors:	Old Gold and White
Nickname:	Yellow Jackets, Ramblin' Wreck
Mascot:	Buzz (Yellow Jacket)
Fight Songs:	Ramblin' Wreck, White and Gold
Conference:	Atlantic Coast (ACC)
Home Arena:	McCamish Pavilion (capacity 8,600)
President:	Dr. Angel Cabrera
Director of Athletics:	J Batt
Faculty Rep. for Athletics:	Dr. Jenna Jordan
Head Coach:	Damon Stoudamire (Arizona, 1995)
Record at Tech:	12-13 (2nd season)
Overall:	97-108 (7th season)
ACC Regular Season:	13-21
ACC Tournament:	0-1
NCAA Tournament:	0-0
Associate Head Coach:	Karl Hobbs (Connecticut, 1984), 2nd season
Assistant Coach:	B.J. Elder (Georgia Tech, 2014), 6th season
Assistant Coach:	Pershing Williams (North Florida, 2005), 2nd season
Assistant Coach:	Nate Babcock (Wisconsin-Eau Claire, 2009), 2nd season
Assistant Coach:	Bonzi Wells (Ball State, 1998), 2nd season
Quality Control Specialist:	Greg Gary (Tulane, 1992), 1st season
Director of Player Personnel:	Matt Holt (Northeastern, 2011), 2nd season
Director of Scouting:	Hayden Sheridan (Arizona, 2016), 7th season
Assistant Director of Operations:	Taylor Ann Hendricks (Iowa State, 2020), 3rd season
Special Assistant to the Head Coach:	James Forrest (Georgia Tech, 1995), 1st season
Associate Director of Sports Medicine:	Richard Stewart (Salisbury, 2005), 18th season
Director of Strength and Conditioning:	Justin Landry (Cal State East Bay, 2012), 2nd season
Recruiting and Operations Coordinator:	Jake Albutus (Western Michigan, 2020), 2nd season

## Basketball History

110th season:	1st game, Feb. 17, 1906 vs. Auburn
All-time Record:	1,463-1,336 !
Winning/Losing/500 Seasons:	55 / 50 / 4
NCAA Appearances (17):	23-17 record
1960, 1985, 1986, 1987, 1988, 1989, 1990, 1991, 1992, 1993, 1996, 2001, 2004, 2005, 2007, 2010, 2021	
Final Fours (2):	1990, 2004
NIT Appearances (8):	10-8 record
1970, 1971, 1984, 1994, 1998, 1999, 2003, 2016	
ACC Championships (4):	1985, 1990, 1993, 2021
ACC Regular-Season Titles (2):	1985 (tie), 1996
ACC Regular-Season Record (46th season):	300-444 !
ACC Tournament Record:	29-40
SEC Championships (1):	1938
SEC Regular-Season Titles (1):	1937
SEC Regular-Season Record (1932-64):	201-207
Metro Conference Regular-Season Record (1975-78):	9-10
Metro Conference Tournament Record:	4-3
Record at McCamish Pavilion:	142-80 ! (12 seasons)
Record at Alexander Memorial Coliseum:	
556-194 (55 seasons, 1956-2011)	
Record at State Farm Arena:	8-12
Record at Gas South Arena:	4-1
Record at Georgia Dome:	9-5
All-Time Head Coaches:	14
ACC Head Coaches:	5
All-America Selections:	14 (12 players)
Consensus All-Americans:	2
First-Team All-Americans:	5
National Players of the Year:	1
All-ACC Selections:	57 times (34 players)
ACC Players of the Year:	2
ACC Rookies of the Year:	11
ACC Coaches of the Year:	5 (3 coaches)
ACC Tournament MVPs:	4
ACC All-Freshman Team:	15
! On-court record (Georgia Tech had 22 wins and one loss during the 2016-17 and 2017-18 seasons vacated by the NCAA's Committee on Infractions.)	

— including its top two leading scorers in Lance Terry (14.9 ppg) and Javian McCullom (12.2 ppg) — Tech picked up its third win in four games. All three wins over the last 12 days have come over opponents in the top third of the Atlantic Coast Standings — second-place Clemson, third-place Louisville and sixth-place Stanford.

**Naithan George** and **Baye Ndongo** led the way for Georgia Tech, with George scoring a game-high 22 points (his third-straight 20-point game) and Ndongo adding 15 points and a season-high 16 rebounds (his seventh double-double of the season and third in the last four games). **Duncan Powell** added 10 points and seven rebounds for the Yellow Jackets.

George, Powell and Ndongo combine to play 115 of a possible 120 minutes for the undermanned Jackets (40 for George and Powell and 35 for Ndongo).

However, the story of the game was the effort that Tech turned in against Raynaud. Guarded primarily by redshirt freshman **Ibrahim Souare** and Duncan, Raynaud scored just eight points on 4-of-13 shooting and pulled down just six rebounds, which matched his lowest scoring output of the season and was his fourth-lowest rebounding total of the season. The 7-foot-1 Parisian came into the evening ranked second in the ACC in scoring at 20.4 points per game and leading the conference in rebounding at 11.7 boards per game.

Tech stretched its lead to as large as 20 points late in the first half and never trailed. Despite Raynaud's looming presence in the middle, Tech had a commanding 42-33 rebounding advantage and blocked five shots (three by Ndongo). Stanford's 52 points were a season low.

- Stanford's 52 points were the fewest allowed by Tech since a 69-50 win over Northern Illinois Nov. 17, 2022. It was the fewest Tech has allowed an ACC team since a 71-52 win over Boston College on Jan. 11, 2020. It was also a season-low in points for the Cardinal, who came in averaging 74.5 points per game in ACC play and whose previous low this season was 61.

- Tech's 60 points were the fewest it has scored in a victory under Damon Stoudamire (the Jackets defeated Syracuse, 65-60, at home last Feb. 17). Tech hasn't defeated an ACC team scoring 60 points or fewer since it defeated Syracuse, 55-51, on Jan. 31, 2018.

- Tech last won a game while shooting under 40% from the floor last Feb. 17 vs. Syracuse.

- Tech permitted Stanford to shoot just 30.3% from the floor, the best performance by a Tech defense this season, and 18.5% (5-of-27) from three-point range, second-best this season.

- Tech allowed just 20 points to Stanford in the first half, the fewest points allowed by the Jackets in any half this season, and limited the Cardinal to 23.3% shooting from the floor, 3-of-10 from three-point range.

- Tech's performance at the free throw line, a season-best 17-of-19 (89.5%) ultimately was the key factor in defeating Stanford. The Jackets came into the game last in the ACC in free throw percentage.

## Tech Bytes

- Tech snapped a 6-game streak of scoring more than 1 point per possession, posting 0.95 points per possession against Stanford, however the Jackets limited the Cardinal to just 0.82 points per possession, a season best. The Jackets are 11-4 this season when scoring more than a point per possession, and 8-1 when holding their foes to less than a point per.

- Tech has attempted 57 more free throws than its opponents in ACC play (+3.8 per game). The Yellow Jackets have not finished a season with more free throw attempts than their opponents since the 2016-17 season, and only once since 2000. Tech leads the ACC in limiting league opponents' trips to the free throw line, holding them to a 23.8% rate of FTA to FGA, while ranking No. 6 in getting to the line (31.8% FTA/FGA).

- Tech has utilized 9 different starting lineups through 25 games this season, all because of injury. An injury to **Javian**

## Just Georgia Tech, please...

*The Georgia Institute of Technology is the official title, but Georgia Tech will work fine, or just Tech (unless you're in Virginia or Texas). We would appreciate it if you would use our name in those ways. Georgia Tech University is incorrect. Thank you.*

## Georgia Tech By the Numbers

1	SEC Championships
1	NCAA Post-Graduate Scholar
1	Naismith Award winner
2	Final Four appearances
2	ACC regular-season titles
2	ACC Players of the Year
2	National Freshmen of the Year
3	Years a Member of the Metro Conference
4	ACC Championships
5	First-team All-America players
6	Jersey numbers retired
6	Academic All-Americans
7	NCAA Sweet 16 appearances
8	Wins over teams ranked No. 1
8	NBA lottery picks
12	ACC Rookie of the Year honorees
14	Head coaches in program history
17	NCAA Tournament berths
19	NBA first-round draft picks
25	Total postseason berths (NCAA and NIT)
32	Years a Member of the SEC
45	Years a Member of the ACC
47	Players taken in the NBA Draft
51	Players selected All-ACC (1st/2nd/3rd team)
228	Weeks ranked in either AP or Coaches Poll

## Head Coaches Who Played in NBA

In NCAA Division I	
Coach	School
Steve Alford	Nevada
Speedy Claxton	Hofstra
Hubert Davis	North Carolina
Johnny Dawkins	Central Florida
Bryce Drew	Grand Canyon
Kim English	Providence
Penny Hardaway	Memphis
Fred Hoiberg	Nebraska
Bobby Hurley	Arizona State
Mark Madsen	California
Quonzo Martin	Missouri State
Mark Pope	Kentucky
Roger Powell Jr.	Valparaiso
<b>Damon Stoudamire</b>	<b>Georgia Tech</b>
Rod Strickland	Long Island
Reggie Theus	Bethune-Cookman
Darrell Walker	Little Rock
Mo Williams	Jackson State
Mike Woodson	Indiana



## TECH NOTEBOOK

## Tech's Record

	2024-25	2023-24
At home	11-5	8-7
On the road	1-7	4-9
At neutral sites	0-1	2-2
Vs. top-10 opponents	0-1	2-0
Vs. top-25 opponents	2-4	3-1
Vs. teams over .500	6-10	10-13
Vs. teams under .500	6-3	2-4
Vs. teams at .500	-	2-1
While in the top 25	-	0-0
In November	4-3	3-2
In December	3-4	5-2
In January	2-5	2-7
In February	3-1	2-5
In March/April	-	2-2
Wearing white uniforms	7-3	7-6
Wearing gold uniforms	3-5	3-6
Wearing navy uniforms	1-2	2-2
Wearing gray uniforms	0-3	2-3
Wearing HBE uniforms	1-0	0-1
Game is decided by 5 pts./fewer or OT	1-2	10-4
Game is decided by 10/fewer or OT	5-4	12-10
Leading at the half	10-2	10-4
Trailing at the half	2-11	3-13
Tied at the half	-	1-1
Leading with 5:00 to play	11-1	11-0
Trailing with 5:00 to play	1-12	3-18
Tied with 5:00 to play	-	0-0
In overtime games	-	1-1
After a bye in the ACC schedule	0-1	1-0
Tech scores 100 or more points	-	0-0
Tech scores 70 or more points	11-3	12-6
Tech scores fewer than 70 points	1-10	2-12
Opponent scores 100 or more points	0-1	0-0
Opponent scores 70 or more	4-11	7-17
Opponent scores fewer than 70	8-2	7-1
Opponent scores fewer than 50	-	0-0
Tech shoots 50 pct. or better	5-0	3-3
Opponent shoots 50 pct. or better	1-5	1-6
Opponent shoots under 40 pct.	8-4	7-4
Tech has a higher FG% than opponent	12-2	12-4
Tech has a lower FG% than opponent	0-11	1-14
FG percentage is even	-	0-0
Tech has more 3-point FGs	4-3	10-4
Tech has fewer 3-point FGs	7-8	4-10
3-point FGs are even	1-2	0-3
Tech attempts more FT than opponent	8-5	6-9
Tech attempts fewer FT than opponent	3-8	7-9
Free throw attempts are even	-	1-0
Tech outrebounds opponent	10-2	11-7
Opponent outrebounds Tech	2-10	2-10
Rebounds are even	0-1	1-1
Tech has fewer turnovers than opponent	6-3	3-7
Tech has more turnovers than opponent	5-7	11-11
Turnovers are even	1-3	0-0
Tech has more assists than turnovers	8-6	8-10
Committing more fouls	3-7	6-10
Committing fewer fouls	7-5	6-8
Fouls are even	2-1	2-0
4/more Jackets score in double figures	10-3	5-2
A Jacket scores 20 or more	8-7	11-8
A Jacket scores 30 or more	-	0-1
Scoring more bench points	9-8	7-11
Scoring fewer bench points	3-5	5-7
Bench scoring is even	-	1-0

**McCollum** at Clemson prompted the Jackets to send out a new first five at Virginia, with **Duncan Powell** back in the starting lineup for the third time. **Lance Terry's** unavailability (wrist) vs. Stanford opened a spot for freshman **Darrion Sutton** to make his first collegiate start.

- Tech has played 6 or 7 players in its last 8 games (starting with the 1/14 game vs. Clemson), one exception being 8 on 2/4 at Clemson as **Ryan Mutombo** and **Darrion Sutton** saw rare minutes, and 2/8 at Virginia when two walk-ons finished the game. The Jackets had played 8 or more in every game prior to the first Clemson meeting, 9 or more in 11 games.

- Twelve different players have started a game for Tech this season, 11 different players have started an ACC game. **Darrion Sutton** became the latest first-time starter against Stanford.

- Sophomores **Baye Ndongo** and **Naithan George** are the only Yellow Jackets to have appeared in every game this season, and also the only ones to start every game this season. No one else has started more than 17. Ndongo has started 54 consecutive games, George 53, dating back to last season.

- Tech rotation players have missed a total of 51 games this season because of injury or illness. **Kowacie Reeves, Jr.**, has missed the last 19 games (foot injury), **Luke O'Brien** missed the last 14 games (toe injury), **Jaeden Mustaf** had missed 6 straight (foot) before returning vs. Stanford, and **Lance Terry** has missed 3 of the last 7 (hand/illness). **Javian McCollum** missed 4 games earlier in December with a concussion, and missed the last 2 due to a head injury.

- Reeves, Jr.**, has not played in an ACC game this season, while **O'Brien** has played in only one. **Terry** and **McCollum** had provided, on average, 27 of Tech's 70 points per game (38.5%) in ACC play.

- The four players who missed the Stanford game – **Terry, McCollum, Reeves** and **O'Brien** – have combined for 40 starts this season.

- Five Yellow Jackets have averages in double-digits for ACC games – **Naithan George** (14.3), **Lance Terry** (14.2), **Duncan Powell** (13.6), **Javian McCollum** (12.9) and **Baye Ndongo** (12.1).

- Despite Tech's shorter rotation the last three weeks, the Yellow Jackets' bench remains one of the more productive in the ACC, ranking No. 7 in points per game (21.5), and 164th nationally.

- Tech's adjusted offensive tempo, according to KenPom.com, has improved more than 70 spots nationally – 68.8 possessions ranked No. 90 - compared to 67.6 possessions ranked No. 168 in 2023-24. The Jackets' tempo of 67.5 possessions in ACC games ranks No. 7.

- Tech's defense inside the three-point arc has improved nearly more than 90 spots nationally over last year. The current Yellow Jackets yield 46.6% within the arc, ranked No. 33 nationally by KenPom.com, compared to 49.5% in 2023-24 (137th).

## Player Notes

- Naithan George** has scored in double digits in 12 straight games, and 20-plus in his last three, after tallying a game-high 22 points against Stanford. The 6-3 sophomore has averaged 23.3 points (25-of-54 FG, 10-of-23 3pt FG, 10-of-13 FT) over that stretch, along with 6.0 rebounds and 5.9 assists.

- George** is averaging 15.3 points and 6.4 assists over Tech's last 12 games. He has shot 45.7% (69-of-151) from the floor, 36.4% (24-of-66) from 3-point range, and 73.3% (22-of-30) from the foul line, during that stretch.

- Prior to this 12-game string of double-digit games, **George** had scored 10 or more points in 6 of his first 13 games this season.

- George** leads the ACC in assist average with 6.2 per game (13th in the nation), and ranks No. 6 in assist/turnover ratio at 2.36 per game. He has posted 12 games of 7 or more assists this season. He ranks No. 34 according to KenPom in

## A Make-or-Miss Game

*Georgia Tech's offensive rankings vs. the ACC last 8+ seasons (ACC regular season games only)*

Year	PPG	FG Pct.	3pt FG Pct.
2024-25	70.1 (15)	.435 (15)	.336 (10)
2023-24	70.2 (12)	.427 (13)	.349 (7)
2022-23	66.8 (13)	.413 (15)	.341 (9)
2021-22	66.0 (12)	.428 (10)	.325 (11)
2020-21	71.8 (6)	.482 (2)	.360 (3)
2019-20	69.9 (9)	.462 (2)	.341 (6)
2018-19	60.7 (15)	.426 (8)	.306 (12)
2017-18	63.6 (14)	.419 (12)	.312 (15)
2016-17	65.1 (14)	.434 (14)	.309 (15)

assist rate (assists divided by FG made by teammates while he is on the floor).

- Only 3 other players in NCAA Division I besides **George** are averaging at least 12.5 points, 4.0 rebounds and 6.2 assists per game this season (Steven Ashworth of Creighton, Braden Smith of Purdue and Bennett Stirtz of Drake).

- George** has posted two double-doubles in points and assists in ACC games, and three total this season after scoring. He had 11 points with 10 assists at SMU, and 10 points with 10 assists Jan. 4 against Boston College, as well as 16 points with a career-high-matching 11 dimes back on Nov. 30 vs. Central Arkansas.

- George's** assist average is the highest rate for a Tech player since Drew Berry averaged 6.6 in 1995-96 (and 6.7 in 1994-95). It is also the 6th- highest average in Tech history behind those two Barry seasons.

- George** has reached 100 assists for the second straight season after finishing his freshman year with 135. He is the first Tech player since Iman Shumpert (154 in 2008-09, 120 in 2009-10) to reach the milestone in his first two seasons.

- George's** 291 career assists are the 6th most all-time in Tech annals through a Yellow Jackets' first two seasons, and most since Drew Barry's 305 from 1992-96.

- Baye Ndongo** notched his third double-double in Tech's last four games with 15 points and 16 rebounds against Stanford. The 6-9 sophomore has averaged 15.0 points (25-of-49 FG) and 11.3 rebounds over the last four games.

- Ndongo** has 7 double-doubles this season (13 for his career), five of those against ACC teams – 15/16 vs. Stanford, 18/13 at Clemson (2/4), 12/11 vs. Louisville, 14/12 vs. Clemson (1/14) and 19/12 at North Carolina (12/7).

- Over Tech's last 6 games, **Ndongo** has averaged 14.0 points (6 double-digit games) and 10.2 rebounds (4 double-digit games). He has shot 49.3% percent from the floor and 16-of-26 from the foul line, while recording 9 assists, team-high 8 blocked shots and a team-high 12 steals.

- Ndongo** has averaged 8.8 rebounds in ACC games, which ranks No. 3 in the league.

- Duncan Powell** has averaged 14.6 points and 5.6 rebounds over his last 12 games, including three games of 20 points or more. The Sacramento State transfer has hit 42.4% (59-of-139) from the floor, 38.8% (26-of-67) from three-point range and 71.4% (40-of-56) from the foul line in that stretch.

- Powell's** numbers are even better over his last 7 games – 17.0 ppg, 5.1 rpg, 36.5% 3pt FG, 73.2% FT

- Powell** had just three double-digit scoring games among his first 12 this season, 10 in his last 12.

- Powell** has shot a team-high 36.8% on 67 3-point attempts in ACC play, and has been to the foul line a team-high 66 times (69.7%).

- Powell** has scored in double figures 13 times this season, all vs. Power 4 opponents, 10 vs. ACC teams. He is averaging 13.6 ppg vs. ACC teams, third-highest mark on the team.

- Powell** has two double-doubles this season, both in

## TECH NOTEBOOK

Tech Highs and Lows  
Under Damon Stoudamire

Longest winning streak:	4 games (2023-24)
Longest ACC winning streak:	3 games (2023-24)
Longest ACC home winning streak:	3 games (2024-25)
Longest losing streak:	5 games (2023-24)
Longest ACC losing streak:	4 games (2023-24, 2024-25)
Most points scored in a game:	93 vs. Clemson, 1/16/2024; vs. North Florida, 11/10/2024
Most points scored in a game (regulation):	93 vs. North Florida, 11/10/2024
Most points scored - ACC game:	93 vs. Clemson, 1/16/2024
Fewest points scored in a game:	51 vs. Wake Forest, 2/6/2024
Fewest points scored - ACC game:	51 vs. Wake Forest, 2/6/2024
Most points allowed in a game:	105 vs. North Florida, 11/10/2024
Most points allowed in a game (regulation):	105 vs. North Florida, 11/10/2024
Most points allowed - ACC game:	95 vs. Boston College, 1/6/2024
Fewest points allowed in a game:	49 vs. Alabama A&M, 12/29/2023; Alabama A&M, 12/29/2024
Fewest points allowed - ACC game:	52 vs. Stanford, 2/12/2025
Largest margin of victory:	43 vs. Alabama A&M (92-49), 12/28/2024
Largest margin of victory - ACC game:	21 vs. Boston College (85-64), 1/4/2025
Largest margin of victory - road game:	5 at Hawaii (73-68), 12/22/23
Largest margin of victory - ACC road game:	3 at Clemson (93-90), 1/16/2024
Largest losing margin:	35 at Cincinnati (89-54), 11/22/23
Largest margin at home:	29 vs. Wake Forest (80-51), 2/6/2024
Largest losing margin - ACC game:	29 vs. Wake Forest (80-51), 2/6/2024
Most points allowed in a win:	90 vs. Clemson, 1/16/2024
Most points scored in a loss:	93 vs. North Georgia, 11/10/2024
Fewest points scored in a win:	60 vs. Stanford, 2/12/2025
Fewest points allowed in a loss:	58 vs. Notre Dame, 2/14/2024
Largest lead:	43 points vs. Alabama A&M (2nd half), 12/28/2024
Largest deficit:	41 points vs. Cincinnati (2nd half), 11/22/2023
Largest deficit overcome to win a game:	14 points vs. Howard (2nd half-16:55), 11/9/2023
Largest 2nd-half deficit overcome to win a game:	14 points vs. Howard (16:55), 11/9/2023
Largest deficit overcome to win a road game:	11 points (2nd half 13:14) vs. Massachusetts, 12/21/23
Largest lead given up in a loss:	16 points vs. Boston College (2nd half-19:36), 1/6/2024
Largest 2nd-half lead given up in a loss:	16 points vs. Boston College (2nd half-19:36), 1/6/2024
Highest FG pct.:	58.5 (31-53) vs. Boston College, 1/4/2025
Highest FG pct. - ACC game:	58.5 (31-53) vs. Boston College, 1/4/2025
Lowest FG pct.:	28.5 (17-60) vs. Wake Forest, 2/6/2024
Lowest FG pct. - ACC game:	28.5 (17-60) vs. Wake Forest, 2/6/2024
Highest 3-pt pct.:	55.0 (11-20) at Duke, 1/13/2024
Highest 3-pt pct. - ACC game:	55.0 (11-20) at Duke, 1/13/2024
Most 3-pt FG:	15 at Clemson, 1/16/2024
Most 3-pt FG - ACC game:	15 at Clemson, 1/16/2024
Lowest 3-pt pct.:	12.5 (3-24) vs. Wake Forest, 2/6/2024
Lowest 3-pt pct. - ACC game:	12.5 (3-24) vs. Wake Forest, 2/6/2024
Highest FG pct. allowed:	56.4 (31-55) vs. Duke, 12/21/2024
Highest FG pct. allowed - ACC game:	56.4 (31-55) vs. Duke, 12/21/2024
Lowest FG pct. allowed:	27.6 (16-58) vs. Alabama A&M, 12/9/2023
Lowest FG pct. allowed - ACC game:	30.3 (20-66) vs. Stanford, 2/12/2025
Highest 3-pt pct. allowed:	52.2 (12-23) vs. Notre Dame, 3/12/2024
Highest 3-pt pct. allowed - ACC game:	52.2 (12-23) vs. Notre Dame, 3/12/2024
Lowest 3-pt pct. allowed:	10.0 (2-20) vs. Alabama A&M, 12/9/2023
Lowest 3-pt pct. allowed - ACC game:	14.3 (3-21) at Clemson, 1/16/2024
Highest FT pct.:	90.5 (19-21) vs. Clemson, 2/21/2024
Highest FT pct. - ACC game:	90.5 (19-21) vs. Clemson, 2/21/2024
Lowest FT pct.:	27.3 (3-11) at Syracuse, 1/7/2025
Most free throws made:	26 vs. Texas Southern, 11/12/2024
Most free throws attempted:	35 vs. Charleston Southern, 11/27/2024
Fewest free throws made:	2 at Wake Forest, 3/5/2024
Most assists:	27 vs. Alabama A&M, 12/28/2024
Most assists - ACC game:	22 at Miami, 2/24/2024; at SMU, 1/11/2025
Fewest assists:	6 vs. Clemson, 2/21/2024
Most turnovers:	22 at SMU, 1/11/2025
Fewest turnovers:	5 at Virginia Tech, 1/27/2024; vs. Central Arkansas, 11/30/2024
Most blocked shots:	10 at Cincinnati, 11/22/2023
Most steals:	13 vs. Alabama A&M, 12/28/2024

road games (13 points/11 boards at SMU and 11 points/12 boards at Oklahoma).

- **Ibrahim Souare** has started Tech's last 8 games as injuries ravaged the Jackets' rotation. The redshirt freshman has averaged 29.3 minutes, averaging 4.0 points (66.7% FG) with 5.1 rebounds and 5 blocked shots.

- Freshman **Jaeden Mustaf** returned to action against Stanford after missing five games with a foot injury, scoring 7 points while playing 20 minutes.

- Freshman **Darrion Sutton** has played more than 56 minutes in Tech's last 2 games after totaling 54 minutes over Tech's first 23 games (of which Sutton appeared in seven). He made his first collegiate start against Stanford, and made two key free throws in the final minute of play.

- Senior guard **Lance Terry** has scored 20-plus points in 7 games this season, 4 times in ACC games. The senior guard, who has missed 3 games in Tech's last 8, averaged 16.6 points in his 9 games prior to Virginia, when he played with a hand injury and went scoreless on 4 shot attempts. Terry hit 46% (57-of-124) from the floor, 36.8% (21-of-57) from three-point range over those 9 games.

- Senior guard **Javian McCollum** missed the last 2 games with a head injury after colliding with teammate Ndongo going for a loose ball in the Clemson game (2/4). McCollum had averaged 15.1 points over his 10 games prior to Clemson, scoring 20 in four of those games. He connected on 42.5% (51-for-120) from the floor, 35.7% (20-of-56) from three-point range and 29-of-33 from the free throw line. He also had 39 assists (3.7 per game) and 14 steals.

- In ACC games, **McCollum** has averaged 12.9 points and 3.7 assists, hitting 43% from the floor, 34.5% from three-point range, and is 85.7% from the foul line. He also has just 18 turnovers and a team-high 17 steals.

- Tech has two 1,000-point career scorers on its team – **McCollum** with 1,222 and **Terry** with 1,219. Both passed the milestone earlier this season.

- **Luke O'Brien** has appeared in the most games in his career of any Yellow Jacket (121). **Terry** has played 106 games in his college career and has made 75 starts, most among the Yellow Jackets. **McCollum** is next with 100 games played and 68 starts.

## Tech's Missing Persons Unit

Player*	Games/Starts	Games Missed
Javian McCollum	19/11	6
Jaeden Mustaf	17/7	8
Luke O'Brien	10/6	15
Kowacie Reeves, Jr.	6/6	19
Lance Terry	22/17	3

\*rotation players only

## Curious About George

**Baye Ndongo** was not the only freshman who came up big for Georgia Tech in 2023-24. **Naithan George**, who signed with Tech barely a week before the start of fall semester and did not play in the Yellow Jackets' first three games, became a dependable and sometimes clutch performer at point guard.

The Toronto native has continued his steady and solid play in his sophomore season, starting every game and ranking among the top two all season the Atlantic Coast Conference in assists while ranking in the top five in assist-turnover ratio. He also has become a more consistent scorer while remaining a pass-first point guard, averaging over 12 points a game overall and 14 in ACC games.

George has scored in double digits in Tech's last 12 games, and 20-plus in each of his last three.

The 6-3 guard made his collegiate debut off the bench Nov. 22 of his freshman year in a 34-point loss at Cincinnati before head coach **Damon Stoudamire** inserted him into the starting lineup, and he helped lift the Jackets to a 67-59 win over No. 21 Mississippi State and a 72-68 win over No. 7 Duke

## Offense/Defense Last 8 Years

Source: KenPom.com (Nat'l rank in parentheses)

Year	Tempo	Off. Eff.	Def. Eff.
2024-25	68.8 (90)	107.6 (171)	101.7 (73)
2023-24	67.6 (168)	109.4 (111)	105.0 (148)
2022-23	66.6 (212)	104.4 (182)	103.9 (149)
2021-22	68.0 (117)	100.4 (225)	99.2 (110)
2020-21	67.3 (223)	113.7 (22)	96.2 (68)
2019-20	70.0 (88)	103.0 (171)	91.8 (16)
2018-19	66.8 (225)	101.7 (228)	96.5 (43)
2017-18	66.1 (227)	103.6 (197)	98.7 (61)
2016-17	68.2 (179)	100.0 (259)	91.0 (6)

the next week.

George remained in the starting lineup, ranking among the ACC top three in assists (4.7 per game, 5.0 in ACC games) and assist/turnover ratio (2.25-1 overall, 2.38-1 in conference games) while averaging 9.8 points a game.

At Clemson on Jan. 16, George made two three-point field goals in the final 20 seconds of regulation, and made two more field goals in the final minute of the second overtime (10 of his 20 points) of a 93-90 victory. His driving layup over 6-11 Armando Bacot with seven seconds remaining lifted Tech to a 73-72 victory over North Carolina.

## Lance-Scores-A-Lot

**Lance Terry** is proving that his decision to sit out the 2023-24 season and play a full season for **Damon Stoudamire** was justified. The only Tech player remaining from **Josh Pastner's** last Yellow Jacket team, Terry came back fully healed from a leg injury and has demonstrated the athleticism, basketball savvy and scoring ability Tech missed last season.

The fifth-year senior has led the Jackets in scoring in all games (14.9 ppg) and in ACC games (14.2) most of this season, and ranks among the ACC's top 10 in all the three-point metrics - percentage, makes and attempts. His season numbers are career highs almost across the board - points per game, field goal percentage (44.2%), three-point percentage (37.7%), assists per game (1.5) and steals per game (1.3). He has scored 20 or more points seven times this season, and led the Jackets in scoring eight times.

The College Park, Ga., native, who played three seasons at Gardner-Webb before transferring to Tech, surpassed 1,000 career points on Dec. 3 at Oklahoma. He had higher averages only in his second year at Gardner-Webb, when he played only 9 games due to injury.

## McCollum on Call

One of the top transfers in the portal (No. 31) following last season, **Javian McCollum** has become the dependable scorer and shooter head coach **Damon Stoudamire** was looking for to complement fellow guards **Lance Terry** and **Naithan George**.

McCollum started the season fast, averaging nearly 15 points in Tech's first four games before suffering a concussion Nov. 23 vs. Cincinnati. He missed four games, then came back slowly when he returned to the court Dec. 15.

But in the last 10 games before he was injured in the first of Tech's game at Clemson (left in first half following an on-court collision and has missed the last two games), McCollum nearly matched Terry point for point, missing double figures just twice while producing four games of 20 or more points. He ranks second behind Terry in scoring in all games and conference games, and is one of the ACC's top free throw shooters at better than 85 percent.

McCollum's shooting numbers are on par or better on average than his junior season at Oklahoma, when he was the Sooners' leading scorer at 13.3 points per game.

## TECH NOTEBOOK

## The Last Time a Jacket...

## Scored 30 or more points:

Miles Kelly, 36 at Louisville, 2/10/2024

## Led Tech in scoring off the bench:

Javian McCollum, 20 at SMU, 1/11/2025

## Grabbed 15 or more rebounds:

Baye Ndongo, 16 vs. Stanford, 2/12/2025

## Had 10 or more assists:

Naithan George, 10 at SMU, 1/11/2025

## Had a point/assist double-double:

Naithan George, 11 points/10 assists at SMU, 1/11/2025

## Had a point/rebound double-double:

Baye Ndongo (15 pts/16 reb) vs. Stanford, 2/12/2025

## Had a triple-double:

Ja'von Franklin, 14 pts/15 reb/10 ast at Syracuse, 2/28/2023

## Played 40 minutes in a regulation game:

Duncan Powell and Naithan George vs. Stanford 2/12/2025

## Played every minute of an overtime game:

Naithan George (55 minutes/3 OT) at Clemson, 2/4/2025

## Played every minute of a multiple-OT game:

Naithan George (55 minutes/3 OT) at Clemson, 2/4/2025

## The Last Time the Jackets...

## Scored 100 or more points:

vs. Clayton State (103-53) on 1/23/2022

## Scored 100 or more points in regulation:

vs. Clayton State (103-53) on 1/23/2022

## Scored 100 or more points in consecutive games:

vs. Jackson State (100-70) on 11/13/2006, Georgia State (103-74) on 11/16/2006

## Scored 100 or more points twice in one season:

vs. Cornell (116-81), 11/13/2015, Green Bay (107-77) on 11/19/2015

## Allowed 100 or more points:

vs. North Florida (lost 105-93), 11/12/2024

## Allowed 100 or more points in regulation:

vs. North Florida (lost 105-93), 11/12/2024

## Shot 60 percent or better:

607 (34-56) at Georgia, 11/19/2021

## Failed to make a three-point basket:

0-for-12 vs. Virginia, 1/22/2015

## Did not allow a three-point basket:

0-for-11 vs. Pittsburgh, 3/5/2016

## Failed to make a free throw:

0-for-3 vs. Pittsburgh, 1/14/2023

## Grabbed 50 or more rebounds:

56 at Clemson, 2/4/2025

## Multiple players had a double-double:

Baye Ndongo (18 pts/13 reb), Lance Terry (12 pts/10 ast) at Clemson, 2/4/2025

## Multiple players had 10 or more rebounds:

Baye Ndongo (13), Ibrahim Souare (12) and Lance Terry (10) at Clemson, 2/4/2025

## Had 25 or more assists:

27 vs. Alabama A&amp;M, 12/28/2024

## Blocked 10 or more shots:

10 at Cincinnati, 11/22/2023

## Had 15 or more steals:

15 vs. Florida State, 3/13/2021

## Had fewer than 10 turnovers:

8 at Virginia, 2/8/2025

## Had 5 or more players in double-figures in points:

Lance Terry (23), Naithan George (15), Javian McCollum (12), Baye Ndongo (12), Duncan Powell (11) vs. Louisville, 2/1/2025

## Had 6 players in double-figures in points:

Tristan Maxwell (18), Jalon Moore (15), Kyle Sturdivant (13), Lance Terry (13), Rodney Howard (11), Miles Kelly (10) vs. Alabama State, 12/17/2022

## Had two or more players score 20 points:

Lance Terry (20), Javian McCollum (20) vs. Boston College, 1/4/2025

## Had three or more players score 20 points:

Lance Terry (23), Javian McCollum (20), Duncan Powell (20) at Florida State, 1/18/2025

## Had no player score 10+ points:

Virginia (57-28 loss), 1/22/2015

## Allowed no player to score 10+ points:

Hawaii (73-40 win), 12/25/2019

## Had no player play 30 minutes:

vs. Cincinnati (81-58 loss), 11/23/2024

## Won by 30 or more points:

Alabama A&amp;M (92-49), 12/28/2024

## Won by 40 or more points:

Alabama A&amp;M (92-49), 12/28/2024

## Won by 50 or more points:

Clayton State (103-53), 1/23/2021

## Lost by 30 or more points:

at Cincinnati (89-54), 11/22/2023

## Played an overtime game:

at Clemson (won 89-86 in 3ot), 2/4/2025

## Defeated a Top 10 team:

#3/3 North Carolina (74-73) 1/30/2024

## Defeated a Top 25 team:

at #21 Clemson (89-86, 3ot) 2/4/2025

## Defeated a Top 10 team on the road:

#7/7 Syracuse (67-62), 3/4/2014

## Defeated a Top 25 team on the road:

at #21 Clemson (89-86, 3ot) 2/4/2025

## Had a game postponed (subsequently rescheduled and played):

Syracuse, 12/29/2021 (COVID), played on 2/21/2022

## Had a game cancelled:

Alabama A&amp;M, 12/23/2021 (COVID)

## Baye One, Get One

Leading Georgia Tech in rebounding and No. 2 in scoring in ACC games, **Baye Ndongo** put together the finest season for a freshman since **Josh Okogie** in 2016-17.

The 6-9 forward averaged 12.6 points and 7.7 rebounds in conference play in 2023-24, 12.4 points and 8.2 rebounds overall. He connected on 55.4 percent of his field goals vs. ACC teams, 55.8 percent in all games.

Despite battling foul trouble and more intense focus from opposing defenses, Ndongo has maintained his averages close to his freshman numbers into his sophomore season, adding seven double-doubles to his six as a freshman. Four of those have come in Tech's last eight games. He is averaging 12.1 points and 8.8 rebounds in ACC games.

Last season, Ndongo ranked No. 4 among freshmen in the ACC in scoring, led in rebound average, field goal percentage and blocked shots. He ranked No. 2 among the nation's freshmen in field goal percentage, and No. 3 in rebound average.

Only two freshmen in Tech history, Chris Bosh in 2002-03 and Derrick Favors in 2009-10 have exceeded Ndongo's numbers in scoring rebounding, blocks and field goal percentage.

## General Storylines for 2024-25

- **110th season** - Georgia Tech is playing its 110th season of basketball in 2024-25, having compiled an all-time on-court record of 1,463-1,336 (22 wins and one loss from the 2016-17 and 2017-18 seasons were vacated by the NCAA Committee on Infractions).

- **Tech in the ACC** - Tech is playing its 46th season as a member of the Atlantic Coast Conference, having won the conference championship in 1985, 1990, 1993 and 2021. Prior to that, Tech competed in the Metro Conference for three seasons from 1975-78, was an independent from 1964-75, and was a member of the Southeastern Conference for 32 years from 1932-64, winning one title in 1938.

- Tech was projected to finish 12th in the ACC standings this season by a vote of the conference's official media panel. Tech has finished ahead of its media projection seven of the last eight seasons.

- Tech has a total of seven scholarship newcomers on its roster, including three freshmen who were judged the nation's 20th-best recruiting class (247Sports composite), and four transfers in a class ranked 53rd.

- Tech opened the 2024-25 season with seven consecutive home games, its longest homestand to open a season since 1980-81. After three straight games away from home (Oklahoma, North Carolina, Northwestern), the Jackets had five more in a row at McCamish Pavilion, including

conference tilts against Duke, Notre Dame and Boston College.

- Tech has 19 regular-season games scheduled at McCamish Pavilion, the most since the 2016-17 season, when the Jackets played 21 total home games, including two on the NIT.

- Of the three new members of the ACC, Tech had faced SMU the most (8-6 all-time, last meeting in 1986). The Jackets are 0-3 vs. California (last meeting 2012) and 1-2 vs. Stanford (last meeting 2000).

- **Damon Stoudamire** is one of 19 head coaches at the NCAA Division I level that played in the NBA. (courtesy of Stephen Gorchov at Hofstra)

## Tech At A Glance

Second-year head coach **Damon Stoudamire** began a re-build the Tech roster last season and guided the team to 14 victories (seven ACC wins), including big wins over top-25 teams Mississippi State, Duke, Clemson and North Carolina, all of whom played in the NCAA Tournament.

Tech returned a strong core of four players, including 6-3 senior guard **Lance Terry (College Park, Ga.)**, who redshirted last season with an injury after averaging in double figures for the Yellow Jackets in 2022-23. Also back are three of Tech's top four scorers from last season, 6-7 senior wing **Kowacie Reeves, Jr.**, 6-3 sophomore point guard **Naithan George** and 6-9 sophomore forward **Baye Ndongo**.

The three returnees from the 2023-24 team accounted for 42 percent of that team's points, 40 percent of its shots taken and 56 percent of games started. If Terry's numbers are added, those percentages become 55 percent of the points, 53 percent of the shots taken and 69 percent of the starts.

Stoudamire and his staff built around those four by signing the 20th-ranked recruiting class in the nation (247Sports composite) - 6-5 guard **Jaeden Mustaf**, 6-11 center **Doryan Onwuchekwa** and 6-8 forward **Darrion Sutton**.

They also brought in four transfers who were expected to be key contributors in 6-2 guard **Javian McCollum (Oklahoma)**, the 31st-ranked player in the portal, 6-8 forward **Luke O'Brien (Colorado)**, 6-8 forward **Duncan Powell (Sacramento State)** and 7-2 center **Ryan Mutombo (Georgetown)**.

## Quick Look Back at 2023-24

Despite a four-point loss to Notre Dame in the first round of the ACC Tournament, Georgia Tech finished its first year under **Damon Stoudamire** strong, winning four of its last six regular-season games, and the season had its share of highlights.

Tech knocked off three teams ranked in the top 25 at the time, No. 21 Mississippi State in November, No. 7 Duke in

## Tech All-Time vs. the ACC

Opponent	Overall	in ACC	Tourney	In McCamish Pavilion	In Opponent Current Venue	Current Streak
Boston College	20-13	16-12	1-3	5-2	6-6	Won 1
California	0-3	0-0	0-0	0-0	0-0	Lost 3
Clemson	69-79	41-56	4-1	6-7	11-42	Won 1
Duke	25-79	21-67	3-7	2-6	5-39	Lost 2
Florida State	34-47	24-33	2-2	4-3	8-20	Lost 1
Louisville	16-27	3-12	0-1	3-4	0-6	Won 1
Miami	14-16	12-15	1-1	3-4	5-7	Won 2
North Carolina	28-73	26-59	5-4	3-5	5-28	Lost 1
NC State	44-61	36-47	3-3	2-5	7-13	Lost 4
Notre Dame	14-19	8-17	0-2	8-4	1-12	Lost 1
Pittsburgh	12-9	7-9	0-2	5-3	2-4	Lost 4
SMU	8-7	0-1	0-0	0-0	1-7	Lost 1
Stanford	2-2	1-0	0-0	1-0	0-1	Won 1
Syracuse	9-9	7-8	0-0	4-3	3-5	Won 2
Virginia	40-50	38-49	5-5	2-6	1-12	Lost 13
Virginia Tech	10-23	8-19	1-1	4-5	2-12	Won 1
Wake Forest	47-43	46-41	0-4	6-2	11-21	Won 1



## TECH NOTEBOOK

## Tech in the NBA / G League

Player (years at Tech)	Current/Most Recent Team
Jose Alvarado (2017-21)	New Orleans Pelicans
James Banks III (2018-20)	Maine Celtics (G League)
Derrick Favors (2009-10)	Maine Celtics (G League)
Josh Okogie (2016-18)	Charlotte Hornets
Thaddeus Young (2006-07)	free agent

## Tech Alumni Elsewhere

Player (years at Tech)	Current/Most Recent Team
Brandon Alston (2017-19)	Esqueira (Portuguese Liga)
Alade Aminu (2005-09)	Gigantes de Carolina (Puerto Rican BSN)
Demarco Cox (2014-15)	Quimper (France)
Michael Devoe (2018-22)	Syntainics MBC (Germany)
Mouhammad Faye (2006-08)	Promithias (Greece)
Ja'von Franklin (2022-23)	Yukatel Merkezefendi (Turkish BSL)
Marcus Georges-Hunt (2012-16)	Sichuan (Chinese CBA)
Trae Golden (2013-14)	Fujian (Chinese CBA)
Abdoulaye Gueye (2014-19)	TED Ankara (Turkish TBL)
Josh Heath (2014-17)	Kangoeroes Basket Mechelen (Belgium)
Rodney Howard (2020-23)	Craiova (Romanian Liga Nationale)
Ben Lammers (2014-18)	MoraBank Andorra (Spanish Liga)
Gani Lawal (2007-10)	Toros Del Valle (Columbian Liga WPlay)
Daniel Miller (2009-14)	Levanga Hokkaido Sapporo (Japan)
Charles Mitchell (2014-16)	Dorados de Chihuahua (Mexican LNBP)
Khalid Moore (2018-22)	Saint-Quentin (France)
Zachery Peacock (2006-10)	FOS Provence (France)
Shembari Phillips (2018-20)	Baskets Koblenz (Germany)
Glen Rice, Jr. (2009-12)	Power (Big3)
Robert Sampson (2013-15)	Nhatrang Dolphins (Vietnam)
Avi Schafer (2017-19)	Mikawa (Japan)
Adam Smith (2015-16)	Surne Bilbao Basket (Spain)
Jordan Usher (2019-22)	JL Bourg (France)
James White (2015-16)	Mauricio Baez (Dominican Republic)
Moses Wright (2017-21)	Olympiacos (Greece)

## Former Tech Players in Coaching

Player (years at Tech)	Current Position
Tyson Anderson (2006-09)	Wofford AC
Rod Balaris (1990-94)	Howard AC
Anthony Byrd (1981-84)	Knightdale (N.C.) HS HC
Shaun Fein (1999-2001)	Los Angeles Clippers AC
Jarrett Jack (2002-05)	Detroit Pistons AC
Maurice Miller (2008-11)	Memphis East HS HC
Craig Neal (1984-88)	Nevada AHC
Winston Neal (1999-01)	Columbia State (Tenn.) HC
Willie Reese (1985-89)	Jones County (Ga.) HS HC
Fred Vinson (1992-94)	Detroit Pistons AC
Mfon Udofia (2009-13)	Long Island Nets (G League) HC

## Former Tech Coaches in Coaching

Coach (years at Tech)	Current Position
Sherman Dillard (1988-94)	Iowa AC
Chad Dollar (2011-16)	Cincinnati AHC
Brian Eskildsen (2022-23)	UC Santa Barbara AC
Bruce Evans (2012-16)	North Florida AC
Brian Gregory (2011-16)	Phoenix Suns (VP player programming)
Tavaras Hardy (2016-18)	--
Paul Hewitt (2000-11)	San Diego Clippers (G League) HC
Chris Kreider (2007-09)	Rice AC
Darryl LaBarrie (2010-11, 2016-18)	--
Robert McCullum (2010-11)	--
Mamadou N'Diaye (2014-16)	Central Florida AC
Billy Schmidt (2011-14)	Chicago Bulls AC
Julian Swartz (2016-23)	--
Cliff Warren (2000-05)	--
Anthony Wilkins (2018-23)	UTRGV AC
Charlton Young (2005-09)	Missouri AC

December and No. 3 North Carolina in late January. The Jackets scored a road win at Clemson, giving the team three wins over teams that advanced to the Sweet 16 of the NCAA Tournament.

Also deserving mention were a runner-up finish in the Diamond Head Classic, where Tech defeated Massachusetts and Hawaii, and a neutral court win over Penn State at Madison Square Garden.

In conference play, the Jackets also defeated Syracuse and Florida State at home, and earned road wins at Miami and Wake Forest.

All in all, Tech had four wins against Quad 1 teams and four against Quad 2 teams in the NCAA's NET ranking.

• Tech started two freshmen - **Baye Ndongo** and point guard **Naithan George** - in its final 28 games. The Jackets had not had two freshmen in its regular starting lineup since the 2018-19 season (**Michael Devoe**, **Khalid Moore**), and had not had a freshman regularly start at point guard since **Jose Alvarado** in 2017-18.

• Two Tech players completed their eligibility in 2023-24 - point guard **Kyle Sturdivant** and forward **Tyzhaun Claude** (NCAA granted him another year of eligibility and he transferred to North Carolina). Six other scholarship players elected to transfer - wing guards **Miles Kelly** (to Auburn) and **Dallan "Deebo" Coleman** (to UCF), forward **Tafara Gapare** (to Maryland), guard **Amaree Abram** (to Louisiana Tech), forward **Ibrahima Sacko** (to New Mexico) and center **Ebenezer Dowuona** (to James Madison).

## Jackets' Class of 2025 Ranked High

Four-star 6-4 guard **Akai Fleming** from Marietta, Ga. and three-star 6-5 guard/forward **Brandon Stores, Jr.**, from the Bronx, N.Y., highlight a four-player class of basketball prospects who signed grant-in-aid papers on Nov. 15 to join Georgia Tech's men's basketball program. **Cole Kirouac**, a 6-11 center from Cumming, Ga., and 5-11 point guard **Eric Chatfield, Jr.**, from Atlanta also signed scholarship documents to attend Tech.

Fleming and Stores have been nominated for the McDonald's All-America team.

Tech's class is ranked No. 23 in the nation in the 247Sports Composite listing, and No. 4 among Atlantic Coast Conference teams, and No. 15 in the team rankings compiled by Rivals. It comes on the heels of the Yellow Jackets' current freshman class, which was rated 20th-best in the nation.

Fleming, ranked No. 56 nationally by 247Sports, is playing the 2024-25 season at Overtime Elite after starring at Osborne High School in Marietta, Ga. As a junior at Osborne, Fleming scored 22 points per game to go with seven rebounds, four assists, two steals and one block per contest.

Considered a three-star big guard/small forward prospect by the 247Sports Composite and the sixth-best player in the state of New York at the time of his commitment last February, Stores, Jr., averaged 19.8 points per game as a sophomore and scored 18.2 points per game in 25 games last season at St. Raymond High School for Boys.

Kirouac, a three-star prospect last year and now, originally signed a letter-of-intent to attend Tech last fall while attending Brewster Academy in New Hampshire, but re-classified and decided to attend Overtime Elite in 2024-25.

As a junior at Pace Academy, Chatfield scored 15.2 points per game to go along with four assists and 3.2 steals per contest. During the summer, he competed at the NBPA Top 100 camp and the Adidas 3SSB Championships.

## ACC Slate Reverses for 2025-26

New Atlantic Coast Conference members California and Stanford are visiting McCamish Pavilion in the 2024-25 season, while the Yellow Jackets travel to face SMU, the ACC determined as part of its conference-wide schedule model for this season accommodating the league's three new members.

Tech maintains its two permanent home-and-away

## Career Games With ...

Led Tech in Points	2024-25	Career
Naithan George	7	10
Javian McCollum	4	4
Jaeden Mustaf	1	1
Baye Ndongo	5	15
Duncan Powell	2	2
Kowacie Reeves, Jr.	-	3
Lance Terry	9	14

Led Tech in Rebounds	2024-25	Career
Naithan George	2	2
Jaeden Mustaf	1	1
Ryan Mutombo	3	3
Baye Ndongo	19	32
Luke O'Brien	2	2
Doryan Onwuchekwa	1	1
Duncan Powell	4	4
Ibrahim Souare	1	1
Kowacie Reeves, Jr.	-	4

Double-Figure Points	2024-25	Career
Naithan George	17	29
Javian McCollum	12	57
Jaeden Mustaf	7	7
Ryan Mutombo	1	2
Baye Ndongo	19	38
Luke O'Brien	1	19
Duncan Powell	13	43
Kowacie Reeves, Jr.	3	35
Lance Terry	17	63

20-plus Points	2024-25	Career
Naithan George	4	6
Javian McCollum	4	21
Baye Ndongo	1	6
Duncan Powell	3	7
Kowacie Reeves, Jr.	-	3
Lance Terry	7	13

30-plus Points	2024-25	Career
Javian McCollum	-	1

10-plus Rebounds	2024-25	Career
Ryan Mutombo	-	1
Baye Ndongo	8	16
Luke O'Brien	1	6
Doryan Onwuchekwa	1	1
Duncan Powell	-	10
Kowacie Reeves, Jr.	-	1
Ibrahim Souare	1	1
Lance Terry	1	1

Double-Doubles	2024-25	Career
Naithan George (pts/ast)	3	3
Ryan Mutombo (pts/reb)	-	1
Baye Ndongo (pts/reb)	7	13
Duncan Powell (pts/reb)	2	10
Kowacie Reeves, Jr. (pts/reb)	1	1

## Tech Among Top 10 ACC Leaders

All Games	Player	#	Rank
Assists per game	Naithan George	6.2	1
Assists	Naithan George	156	1
Assist/TO ratio	Naithan George	2.36	6
Double-doubles	Baye Ndongo	7	5
Minutes per game	Naithan George	34:41	7
Rebounds	Baye Ndongo	202	4
Deb. reb. per game	Baye Ndongo	5.64	5
Rebounds per game	Baye Ndongo	8.1	6
3pt FG per game	Lance Terry	2.23	9

## TECH NOTEBOOK

## McCamish Pavilion 411

**Name:** McCamish Pavilion (mc-KAM-ish), named for Atlanta insurance executive Hank McCamish who gave the lead gift for the facility

**Capacity:** 8,600 (6935 court level, 1665 balcony level)

**Cost:** \$50 million

**Contractor:** Whiting-Turner

**Architect:** Populous

**Cremins Court:** the court remains named for the former Tech head coach

**Alexander Courtyard:** located at the Fowler Street entrance, honors the former Tech director of athletics and the history of the former Tech home arena named for him

**Grand entrance:** 10th and Fowler Streets, foyer includes graphic representations of retired jerseys and Tech's two Final Four appearances

**Other entrances:** West entrance off Fowler Street (students and media), East entrance from main arena parking (for club patrons)

**Features:** center-hung scoreboard and video boards, mezzanine fascia ribbon boards, theatrical lighting, primarily chairback seating, club area

## Facts and Dates

- 2,500 cubic yards of concrete removed
- 3,000 cubic yards of concrete installed
- 500 tons of new steel installed
- Over 1 mile of new railing installed
- 20,000 gallons of paint used
- 2,000 feet of new mechanical piping
- 2,500 feet of new ductwork
- \$4M in new audio-visual and scoreboards
- 50 TV's throughout the concourse and Callaway Club
- Farthest distance material traveled to site: 4,835 miles
- Shortest distance material traveled to site: 1 mile
- Number of Tech alumni involved in the project: over 100
- Number of days construction took: 520
- Number of 1950's old style Coke bottles found while installing the underground foundations: 11
- Number of new staircases: 13
- Number of new sports lights for the competition floor: Over 300
- 270-degree court view from concourse

**Groundbreaking:** May 5, 2011

**Opening:** October, 2012

**First public event:** Oct. 21, 2012 - Jacket Jam (men's and women's scrimmages)

**First men's game:** Nov. 9, 2012 vs. Tulane

**Head coaches:** Brian Gregory of Georgia Tech, Ed Conroy of Tulane

**Officiating crew:** Karl Hess, Gary Maxwell, Raymond Styons

**TV announce crew:** Tom Werme, Cory Alexander (ACC Network, syndicated over-the-air iteration)

**First Tech points:** Marcus Georges-Hunt (2 FT, 18:13, 1st half)

**First basket:** Tulane's Josh Davis (18:44, 1st half)

**Attendance:** 8,600 (sellout)

**First women's game:** Nov. 11, 2012 vs. Tennessee

*Tech played 55 seasons in Alexander Memorial Coliseum, compiling a record of 556-194 (.741). Miami was the last team to play Tech there, a game Tech won, and was the first ACC team to play in McCamish Pavilion, which Miami won. For the 2011-12 season, Tech played its home games at Philips Arena and the Arena at Gwinnett.*

partners, Clemson and Notre Dame, and also will take on Boston College home and away.

Along with Cal and Stanford, Tech hosts Duke, Louisville, Miami, NC State and Virginia Tech at McCamish Pavilion. The Yellow Jackets travel to Florida State, North Carolina, Pittsburgh, Syracuse, Virginia and Wake Forest in addition to SMU.

Next season, Tech will visit all the teams that is hosted in 2024-25, and will host the teams is traveled to, and will play one of those teams (not Boston College) both home and away.

The ACC's scheduling model for all teams breaks down as follows:

- Each school plays home and away, versus each of the school's two current partners (Cal/SMU/Stanford are partners with each other).
- Each team plays one of the remaining 15 teams twice, both home and away.
- Each team will play the remaining 14 conference opponents once, seven at home only, the other seven away only.

## Two Jackets on 2024-25 NBA Rosters

Since 1982, Georgia Tech has produced 19 first-round NBA draft picks and 46 draft picks overall. A total of 42 Georgia Tech alumni have played in the NBA.

Two former Georgia Tech players are on NBA rosters for 2024-25 - **Jose Alvarado** in his fourth season with the New Orleans Pelicans, and **Josh Okogie** in his seventh season in the NBA, having recently been traded from Phoenix to Charlotte after two-and-a-half seasons with the Suns. He played his first four years in Minnesota.

## Winning Starts at Home

Georgia Tech has compiled a 142-80 record at home in 13 seasons in McCamish Pavilion. Tech is 55-55 on its home court in ACC games, 42-32 over the past eight seasons.

Tech set a program record for wins at home (17) in 2016-17, including a 7-2 ACC record and two NIT victories.

McCamish Pavilion was essentially brand new when it opened for the 2012-13 season. The only physical elements of McCamish Pavilion that remain from the venerable Alexander Memorial Coliseum are the roof and the 32 steel ribs that support it.

The capacity of McCamish Pavilion is 8,600, including 1,665 seats in the new balcony level and 6,935 seats in the lower seating bowl. There are no suites, but there is a club area that seats 500. Alexander Memorial Coliseum seated 9,191 spectators in its final configuration.

The most impressive features of McCamish Pavilion are its grand entrance, which fronts 10th and Fowler Streets, the ability for patrons to view the court from the main concourse all the way around, and the theatrical lighting system, which concentrates light on the court while leaving the seating areas dark, modeled after the Staples Center in Los Angeles and Madison Square Garden in New York.

Prior to the opening of McCamish Pavilion, Tech played 55 seasons in Alexander Memorial Coliseum, compiling a record of 556-194 (.741). Miami was the last team to play Tech in Alexander Memorial Coliseum, a game Tech won, and was the first ACC team to play in McCamish Pavilion on Jan. 5, which Miami won. For the 2011-12 season, Tech played its home games at State Farm Arena and Gas South Arena.

## 200+ Assists 1st 2 Seasons

Kenny Anderson (1989-91)	454
Jarrett Jack (2002-04)	398
Travis Best (1991-93)	374
Jon Barry (1990-92)	317
Drew Barry (1993-95)	305
<b>Naithan George (2023-25)</b>	<b>291</b>
Iman Shumpert (2008-10)	274
Tony Akins (1998-2000)	256
Jim Thorne (1968-70)	251
Dennis Scott (1987-89)	214
Mark Price (1982-84)	212
Bruce Dalrymple (1983-85)	200

## Top Bench Scorers Since 2000

Date	Player (pts)	Opponent/Site
1/11/2025	Javian McCollum (20)	at SMU
1/4/2025	Javian McCollum (20)	Boston College
12/31/2024	Duncan Powell (21)	Notre Dame
12/31/2024	Javian McCollum (21)	Notre Dame
3.2.2024	Kyle Sturdivant (20)	Florida State
12/21/2023	Kyle Sturdivant (21)	Massachusetts (Honolulu)
12/16/2023	Tafara Gapare (20)	Penn State (MSG)
11/14/2023	Dallan Coleman (24)	UMass Lowell
1/12/2022	Tristan Maxwell (22)	at Boston College
11/26/2021	Michael Devoe (26)	Georgia Southern
3/4/2020	Jose Alvarado (23)	Pittsburgh
2/20/2017	Tadic Jackson (20) !	at Notre Dame
2/19/2017	Tadic Jackson (20) !	Syracuse
2/11/2017	Tadic Jackson (29) !	Boston College
1/28/2017	Tadic Jackson (25) !	Notre Dame
12/7/2016	Tadic Jackson (24) !	at VCU
11/14/2016	Tadic Jackson (20) !	Southern
11/29/2013	Solomon Poole (24)	Mississippi (Barclays Center)
3/3/2012	Jason Morris (22)	Wake Forest (Philips Arena)
1/11/2012	Glen Rice, Jr. (22)	at NC State
1/7/2012	Glen Rice, Jr. (28)	Duke (Philips Arena)
11/29/2011	Jason Morris (21)	Northwestern (Philips Arena)
11/23/2011	Glen Rice, Jr. (23)	Siena (Arena at Gwinnett)
1/25/2011	Brian Oliver (28)	Virginia Tech
2/6/2010	Zachery Peacock (22)	NC State
1/24/2010	Brian Oliver (20)	at Florida State
11/22/2009	Zachery Peacock (22)	Boston U. (Puerto Rico)
3/3/2008	Zachery Peacock (23)	Virginia
2/17/2008	Matt Causey (20)	Miami
1/19/2008	Matt Causey (30)	Virginia Tech
1/3/2007	Anthony Morrow (21)	Winston-Salem State
2/12/2006	Zam Fredrick (22)	NC State
12/28/2004	Anthony Morrow (20)	Lafayette
12/18/2004	Will Bynum (28)	Gonzaga (Las Vegas, Nev.)
1/20/2004	Will Bynum (25)	at Wake Forest
11/26/2003	Isma'il Muhammad (22)	Connecticut (New York, N.Y.)
2/27/2002	B.J. Elder (25)	Wake Forest
11/27/2002	B.J. Elder (24)	Georgia
1/13/2001	Halston Lane (21)	Wake Forest
12/9/2000	Halston Lane (23)	Kentucky (Philips Arena)

(Games of 20-plus points)

! Performances vacated by NCAA Committee on Infractions



BIO UPDATES

Head Coach Damon Stoudamire • 2nd season at Tech

Well-known throughout the basketball world for his success as a player and coach at the collegiate and professional levels, Damon Stoudamire became the 15th head coach in Georgia Tech men's basketball history on March 14, 2023.

In his first year on The Flats, the former collegiate All-American and NBA standout remade the Tech roster and guided the Yellow Jackets to three victories over top-25 teams and wins over three ACC teams that advanced to the Sweet 16 of the NCAA Tournament - Duke, North Carolina and Clemson.

Stoudamire came to Georgia Tech after most recently serving as an assistant coach of the Boston Celtics, who sat atop the NBA's Atlantic Division standings at the time of his hiring at Tech. He was with the Celtics for nearly two seasons (2021-22 and 2022-23), after a successful five-season stint as the head coach at Pacific (2016-21). At Pacific, he was named West Coast Conference Coach of the Year in 2020 after leading the Tigers to a 23-10 record in 2019-20, good for the program's best winning percentage (.697) in 15 years, and a third-place finish in the powerful WCC (behind only national powers Gonzaga and St. Mary's). He also was honored with the Ben Jobe Award, given annually to the nation's top minority head coach.

Stoudamire established himself as one of his generation's premier players when he was a three-time all-conference performer, the 1995 Pac 10 co-Player of the Year and a consensus first-team All-American at Arizona, where he played for four seasons from 1991-95. After helping lead the Wildcats to the Final Four as a junior in 1994, he capped his collegiate career by averaging 22.8 points per game, en route to the co-conference Player of the Year and consensus first-team All-America recognition in 1995. He was a finalist for 1995 Wooden Award (National Player of the Year).

At the conclusion of his Arizona career, Stoudamire was the Wildcats' all-time leader in 3-pointers made (272) and ranked second in points (1,849) and fourth in assists (663). He was the only player in Arizona history with two 40-point games.

His amateur career also included helping lead the United States to the gold medal in the 1993 World University Games (where he led the team in assists and steals despite being the youngest player on the roster) and the bronze at the 1994 Goodwill Games.

Stoudamire was selected by the Toronto Raptors with the seventh overall pick in the 1995 NBA Draft and averaged 13.4 points and 6.1 assists per game over the course of a 13-year professional playing career that included stints with the Raptors (1995-98), Portland Trail Blazers (1998-05), Memphis Grizzlies (2005-08) and San Antonio Spurs (2008). He was named the 1996 NBA Rookie of the Year after averaging 19 points and 9.3 assists per game in his first NBA campaign, the first of four-straight seasons that he averaged at least 17 points and eight assists per contest.

Following the conclusion of his NBA playing career in 2008, Stoudamire immediately embarked on his coaching career, beginning as director of player development at Rice in 2008-09. He then went on to serve as an assistant coach with the Memphis Grizzlies for two seasons (2009-11), before getting back into the college game with stints as an assistant at Memphis (2011-13), his alma mater Arizona (2013-15) and again at Memphis (2015-16).

After helping lead Memphis and Arizona to four conference championships (two Conference USA titles at Memphis, two Pac-12 crowns at Arizona) and four NCAA Tournament berths (including back-to-back Elite Eight appearances at Arizona) in six seasons, Stoudamire was hired as the head coach at Pacific in 2016. He inherited a program coming off an 8-20 campaign and quickly built it into a WCC contender, highlighted by the 23-10 campaign in 2019-20. The Tigers' 11-5 conference record that season remains their most-ever wins in WCC play. Combined with a 9-9 record in league play in 2017-18, Stoudamire led Pacific to its only two .500-or-better conference records since the Tigers joined the WCC in 2013-14.

After posting a 9-9 overall record during the Covid-shortened 2020-21 season, Stoudamire returned to the NBA as an assistant coach for the Celtics. In his first season in Boston, he helped lead the Celtics to the 2022 NBA Finals. The Celtics stood in first place in the Atlantic Division and in second both in the Eastern Conference and in the NBA's overall league standings at the time he took the Tech position. With Boston, he coached a pair of metro-Atlanta natives in Malcolm Brogdon (Norcross, Ga.) and Jaylen Brown (Alpharetta, Ga.).

A Portland, Ore. native, Stoudamire, 50, graduated from Woodrow Wilson High School in 1991 and earned his bachelor's degree from Arizona in 2008. He has a daughter, Kermeco, and two sons, Damon and Brandon.

Stoudamire as a Head Coach

Season	School	Overall	Conference	Postseason
2016-17	Pacific	*11-22	*4-14 / 9th	*on-court record
2017-18	Pacific	14-18	9-9 / 14th	
2018-19	Pacific	14-18	4-12 / 9th	
2019-20	Pacific	23-10	11-5 / t3rd	
2020-21	Pacific	9-9	6-7 / 5th	
at Pacific	5 years	71-77	34-47	
2023-24	Georgia Tech	14-18	7-13	
2024-25	Georgia Tech	12-13	6-8	
at Georgia Tech	2nd year	26-31	13-21	
CAREER	7th year	97-108	47-68	

Stoudamire Coaching Resume

- Georgia Tech, head coach (2023-present)
- Boston Celtics, assistant coach (2021-23)
- Pacific, head coach (2016-21)
- Memphis, assistant coach (2015-16)
- Arizona, assistant coach (2013-15)
- Rice, director of player development (2008-09)
- Memphis, assistant coach (2011-13)
- Memphis Grizzlies, assistant coach (2009-11)

**Honors:** All-Pac-10 Conference (1993, 1994, 1995), Pac-10 Co-Player of the Year (1995), Consensus first-team All-American (1995), finalist for the Wooden Award (1995), West Coast Conference Coach of the Year (2020), Ben Jobe Award (2020)

**Playing Experience:** Lettered four years at Arizona (1991-95), Toronto Raptors (1995-98), Portland Trail Blazers (1998-2005), Memphis Grizzlies (2005-08), San Antonio Spurs (2008)

Coaching Staff

KARL HOBBS

Associate Head Coach • 2nd season at Tech

Karl Hobbs, who directed George Washington to three straight NCAA Tournament appearances as a head coach, captured two national titles as an assistant at Connecticut and helped Rutgers to three post-season appearances in his most recent stop, joined the Georgia Tech men's basketball staff as associate head coach in April of 2023.

Hobbs has 36 seasons of Division I coaching experience and 21 post-season appearances on his resume, and comes to The Flats following seven seasons as associate head coach at Rutgers. He helped guide the Scarlet Knights to post-season appearances each of the past three seasons, including back-to-back appearances in the NCAA Tournament in 2021 and 2022, marking the first time RU made the big dance in consecutive seasons since 1976. Hobbs helped Rutgers snap a 30-year NCAA Tournament drought when the Scarlet Knights earned a berth in the 2021 the NCAA Tournament, their first appearance since 1991.

B.J. ELDER

Assistant Coach • 6th season at Tech

A standout member of the Yellow Jackets' 2004 NCAA runner-up team, B.J. Elder joined the men's basketball staff in July of 2019 as associate director of player personnel. He was elevated to assistant coach in December 2023.

A veteran of 10 years in European professional basketball following his stellar Tech career, Elder, 38, came to Tech following three seasons as assistant boys' basketball coach at Clarkston High School. He has served as the basketball staff's liaison with academic services, campus housing and dining, media and marketing, as well as spearheading outreach to former Tech players.

PERSHIN WILLIAMS

Assistant Coach • 2nd season at Tech

A former graduate assistant with the Georgia Tech men's basketball program, Pershin Williams joined the Yellow Jackets' men's basketball staff as assistant coach in April of 2023 following four seasons on the bench at Kennesaw State.

Now with 12 years of full-time college coaching experience, Williams helped head coach Amir Abdur-Rahim build the KSU program into a championship team in the Atlantic Sun Conference and an NCAA Tournament team in 2023. KSU went 26-9 last season, 15-3 in the A-Sun, and three Owls earned all-conference recognition after being picked to finish eighth in the pre-season conference poll.

NATE BABCOCK

Assistant Coach • 2nd season at Tech

After two seasons as an assistant coach with the Grand Rapids Gold in the G League, Nate Babcock joined the Georgia Tech men's basketball staff as quality control coach in June of 2023. He returns to the collegiate ranks after nine years on the professional level.

Prior to his time in Grand Rapids, the G League affiliate of the Denver Nuggets, Babcock spent seven years in various support roles in the NBA and G League. He joined the Gold after three years as the special assistant to the head coach with the Atlanta Hawks organization where he assisted with player development as well as opponent scouting and game preparation.

BONZI WELLS

Assistant Coach • 2nd season at Tech

A 12-year veteran of professional basketball, including 10 in the National Basketball Association, Bonzi Wells joined the Georgia Tech men's basketball staff as an assistant coach in August of 2023. Wells will concentrate his efforts on player development and on-court coaching.

Wells, 46, came to Tech following two seasons as the head coach at Division II LeMoyne-Owen College in Memphis, Tenn., where he led the Magicians to a 34-23 record across his two years, including an 18-11 mark in 2022-23.

# BIO UPDATES (see game-by-game stats and career highs in stat pack)

## 1 • Naithan George • G • 6-3 • 185 • So.

- Tech's top point guard in his second season on The Flats ... Has started the Yellow Jackets' last 53 games, dating back to Tech's Nov. 28 win over Mississippi State Nov. 28, 2023
- Has played most minutes on the team (34.7 mpg) this season (7th-most in the ACC), 37.8 in ACC games (MOST in the league) ... Played the full 40 minutes against Stanford, and all 55 minutes of Tech's 3-OT win at Clemson (only the 3rd Tech player ever to play 55 or more minutes in a game)
- Has averaged 23.3 points in Tech's last 3 games, including a game-high 22 vs. Stanford, 20 in Tech's loss at Virginia, and a career-high 28 at Clemson ... Has hit 46.3% (25-of-54) from the floor, 43.5% (10-of-23) from 3-point range and 76.9% (10-of-13) from the line in those 3 games, also averaging 6.0 rebounds and 5.9 assists
- In all games: averaging 12.5 ppg (3rd on the team), hitting 41.0% from the floor, 33.1% from three-point range, 79.6% from the foul line (2nd on the team)
- Leads the ACC (12th in NCAA) in assist average (6.2 apg) and is 6th in ACC in assist/turnover ratio (2.36-1)
- Assist average is highest since 1995-96 (Drew Barry, 6.6 apg) and would be 6th highest ever at Tech if season ended today
- In ACC games: averaging team-high 14.3 points, 6.1 assists (No. 2 in ACC), 4.6 rebounds ... Shooting 42.9% FG/34.7% 3pt FG/75% FT
- Has scored in double digits in 12 straight games (15.3 ppg), averaged 6.4 assists with a pair of double-doubles vs. Boston College (10/10) and SMU (11/10).
- 18 games in double-digit points this season, including a career-high 28 at Clemson (2/4) and 3 other games of 20 or more, all in Tech's last 5 games
- Posted his first career double-double with 16 points and 11 assists (tied career high) vs. Central Arkansas
- Has had 24 games of six or more assists in his career, including 14 this season
- Scored in double digits 30 times in his Tech career
- Started Tech's final 28 games in 2023-24, averaging 29.8 minutes and playing well in Tech's ACC wins (10.6 ppg, 4.8 rpg, 47.4 pct. FG) ... Averaged 9.3 points and 4.6 assists (No. 2 in the ACC) in all games; 9.8 points and 5.0 assists (No. 2 in the ACC) in conference games
- Posted Tech's highest assist average (4.66) for a freshman since Javaris Crittenton in 2006-07 (5.75), and was Tech's first freshman since 2008-09 (Iman Shumpert) to reach 100 assists (135)
- Finished his freshman year with a flurry, scoring a season-high 24 points (8-13 FG, 5-8 3-pt FG, 3-3 FT) with seven assists in Tech's ACC Tournament loss to Notre Dame ... Averaged 15.8 points (24-44 FG, 7-14 3-pt FG) and 4.8 assists over the final four games
- Scored 10 of his 20 points in the final 22 seconds of regulation and final minute of second OT to lift Tech over Clemson ... Scored the winning basket vs. North Carolina with a left-handed layup over Armando Bacot

## 2 • Javian McCollum • G • 6-2 • 175 • Sr. (TR)

- Name pronounced "JAY-vee-un muh-CALL-um"
- Transfer from Oklahoma who has become a worthy scoring partner with Lance Terry
- Started 6 straight games before leaving the 2/4 Clemson game with an injury, playing more than 34 minutes in each ... Did not play vs. Virginia or Stanford
- Averaged 14.1 ppg and 4.1 apg in Tech's 10 games before Clemson, including four games of 20+ points (21 vs. Notre Dame, 20 vs. Boston College, SMU, FSU) ... 42.5% FG, 35.7% 3pt FG, 29-33 FT, adding 39 assists and 18 steals
- In ACC games: averaging 12.9 ppg (4th on team), 3.7 apg, 43% FG, 34.5% 3pt FG, 85.7% FT ... Ranks 7th in ACC in steals (1.5 pg)
- McCollum's 3 20-point games off the bench this season (he has one as a starter) are the most for a Tech player since 2016-17 (Tadric Jackson had 6)
- Started Tech's first 5 games this season, then missed the next 4 after sustaining a concussion Nov. 23 vs. Cincinnati
- Returned to action Dec. 15 vs. Northwestern and has been an offensive force off the bench in the last 10 games before his injury at Clemson
- Overall, has averaged 12.2 points and 3.4 assists this season while connecting on 43.5% of his shots from the floor, 36.3% from three-point range (No. 3 on the team) and 86.5% from the foul line (5th in ACC)
- Passed the 1,000-career-point milestone in the Jackets' season opener against West Georgia, when he scored 18 points ... Now has 1,222 career points
- Career - has connected on 42.8% of his shots from the floor, 35% from three-point range and 89.5% from the free throw line in his career (including Tech)
- Played one season at Oklahoma (2023-24) after competing for two years at Siena in Albany, N.Y. ... Has one season of eligibility at Tech
- No. 31 in ESPN's transfer portal ranking, and 247Sports deemed him No. 2 among transfers into ACC programs
- Averaged 12.2 points and 3.1 assists per game over his college career prior to Tech over 81 games (57 starts)
- Earned 2023-24 All-Big 12 honorable mention honors in 2023-24
- Appeared in 30 games (30 starts) last year at OU, averaging 13.3 points, 3.4 assists, 2.6 rebounds and 0.8 steals per outing
- Shot 40.4 percent (132-327) from the field, 31.4 percent (54-172) from deep and a school-record 94.3 percent (82-87) from the free throw line ... Made a program record 39 consecutive free throws

## 3 • Jaeden Mustaf • G • 6-5 • 210 • Fr.

- Consensus four-star combo guard with excellent size, court vision, play-making and shooting abilities... Name pronounced "JAY-dun MOO-stoff"
- Started 7 games as injuries thinned Tech's rotation, but missed 6 in a row with a foot injury of his own before returning 2/12 vs. Stanford (20 minutes, 7 points)
- Scored in double digits 7 times, including 1st in an ACC game 1/14 vs. Clemson (12 pts) ... 3 of them came in consecutive games vs. Charleston Southern (16), Central Arkansas (season-high 18) and Oklahoma (16)
- Seventh on Tech's scoring chart at 9.1 ppg while hitting 41.3% from the floor, 38.9% from 3-point range and 70.4% from the charity stripe
- Struggled in Tech's 4 games before Clemson (6.5 ppg, 3.3 rpg, 2 assists, 5 turnovers) ... Hit 50% from the floor, but did not attempt a 3-pointer and was 4-of-11 from the foul line
- Played in Tech's first game against West Georgia, missed the next two with a thumb injury before returning to play limited minutes vs. Georgia and Cincinnati
- Ranked No. 58 nationally overall and No. 7 at his position in the 247Sports Composite ranking coming out of high school
- Picked Tech over a top-six list that also included NC State, Maryland, Florida State, Indiana and Arkansas
- Attended Overtime Elite in Atlanta for his senior year after spending his junior season at Carmel Christian School in Matthews, N.C.
- Averaged 10.2 points, 5.6 assists and 3.8 rebounds over 16 games with the City Reapers team ... Improved to 11.1 points, 6.1 assists and 4.3 rebounds over eight games in the City Reapers' run to the finals, where they defeated RWE to win the OTE title
- Earned all-state honors at Carmel Christian and led his team to a 28-4 record and a berth in the state championship game ... Averaged 15.9 points, 5.8 rebounds and 3.8 assists per game at Carmel in 2022-23
- Prior to that, attended DeMatha Catholic High School in Hyattsville, Md.
- Son of the late Jerrod Mustaf, former Maryland star and first-round NBA draft pick

# BIO UPDATES (see game-by-game stats and career highs in stat pack)

## 12 • Ryan Mutombo • C • 7-2 • 255 • Gr. (TR)

- Atlanta high school star who returned home to play at Georgia Tech following three seasons at Georgetown ... Has one season of eligibility at Tech ... Last name pronounced "moo-TOM-bo"
- Played in 13 games (started 7 straight at one point) after sitting out the first 9 due to considerable time missed in the pre-season following the passing of his father
- Averaging 2.5 points, 2.9 rebounds, and blocked 8 shots while averaging 11 minutes ... Led Tech in rebounds in 3 games
- In ACC games: averaged 1.4 ppg, 2.2 rpg, blocked 4 shots and hit 7-of-19 from the floor
- Over 3 seasons at Georgetown, played a total of 54 games, making one start ... Averaged 8.1 minutes per game, 3.3 points and 2.3 rebounds ... Connected on 51.8 percent of his shots from the floor
- Appeared in 15 games last season, playing a total of 55 minutes ... Scored 11 points on the season and contributed 18 rebounds, a steal and a block ... Recorded a season-high four points and three rebounds in win over Le Moyne (Nov. 7)
- A product out of the Lovett School in Atlanta, was named All-State first team at center by the Atlanta Journal Constitution his senior season
- Surpassed the 1,500-point milestone at the Lovett School ... Was a 4-star prospect in the class of 2021 ranked No. 112 nationally by 247Sports, No. 17 among centers
- Son of the late Georgetown and Atlanta Hawks star Dikembe Mutombo

## 11 • Baye Ndongo • F • 6-9 • 240 • So.

- Name pronounced "BYE NDONG-go" ... Pronounce the "N" sound with no vowel before or after
- Voted second-team pre-season All-ACC for 2024-25
- Started Tech's last 54 games, dating back to Cincinnati early in the 2023-24 season ... Frequent foul trouble this season has limited him to 28.7 minutes per game (31.6 in ACC games) ... Has fouled out of 5 games (plus 1 DQ for a flagrant 2 foul), finished 7 others with 4 fouls
- Since 1/14 vs. Clemson, he has averaged 15.2 points and 11.0 rebounds when he has been on the court at the finish (5 games)
- In all games this season: has averaged 12.1 points and 8.1 rebounds (No. 6 in the ACC) while hitting 51.8% of his shots from the floor
- In ACC games: averaging 12.1 points (50.8% FG) and 8.8 rebounds (No. 3 in ACC), including five double-doubles vs. Stanford (15 points/16 rebounds), 2/4 at Clemson (18/13), Louisville (12/11), 1/14 vs. Clemson (14/12) and North Carolina (19/12)
- Over Tech's last 6 games: has averaged 14.0 points (6 double-digit games) and 10.2 rebounds (4 double-digit games). He has shot 49.3% percent from the floor and 16-of-26 from the foul line, while recording 9 assists, team-high 8 blocked shots and a team-high 12 steals
- Scored in double digits 19 times this season
- Has 7 double-doubles altogether this season, including North Florida (20 pts/10 reb) and Texas Southern (19/11) ... Missed 3 others by a single rebound
- Has 13 career double-doubles, including 6 as a freshman
- Made the ACC's All-Freshman team in 2024, first Jacket to do so since Josh Okogie in 2017 ... Finalist for the Kyle Macy Award (top freshman in Division I)
- Played and started final 29 games in 2023-24 after missing the first three and most of the pre-season with a hand injury
- Tech's top rebounder at 8.2 per game and No. 2 scorer at 12.4 points per game ... Ranked No. 7 in the ACC in rebound average, No. 6 in offensive rebounds (2.55 per game), No. 2 in field goal percentage (55.8) and No. 12 in blocked shots (1.10 per game)
- Finished No. 3 among freshmen nationally in rebound average and No. 2 in field goal percentage
- Was one of two freshmen in the nation (JT Toppin of New Mexico was the other) to average at least 12.4 points, 8.2 rebounds, 1.1 blocks and hit 55 percent from the floor
- Only Chris Bosh and Derrick Favors exceeded Ndongo's numbers in those categories as freshmen at Tech
- Averaged 12.6 points and 7.7 rebounds in ACC games and hit 55.4 percent from the floor
- Named ACC Rookie of the Week three times ... Made the all-tournament team at the Diamond Head Classic (18.0 ppg, 9.3 rpg, 23-26 FG, 8-9 FT)
- Has a 7-foot, 2-inch wingspan ... Grew up in a soccer family, but an older sister persuaded him to try basketball at age 14

## 35 • Emmer Nichols • F • 6-6 • 223 • r-So.

- Non-scholarship player who joined the Tech program for the fall, 2022 semester ... Redshirted the 2022-23 season
- Played in 5 games in his career, 2 of those in Tech's games against Cincinnati last year and this year ... Scored his only points of this season against Alabama A&M Dec. 28
- Suffered a broken leg on Jan. 19 of last season and was sidelined the remainder of the season
- Versatile player and left-handed shooter who is skilled in all facets of the game
- No. 42-ranked player in the state of California according to Max Preps
- Played four years at Sacred Heart Preparatory School, serving two years as team captain
- Helped Sacred Heart to a pair of league championships, including a Central Coast Section title in 2021
- As a senior, led SHP to a 25-5 record overall as a senior and 14-0 mark in its league
- Earned second-team Central Coast Section WBAL all-league, first-team all-league in 2020 and 2022 (MVP and defensive player of the year in 2022)

## 9 • Luke O'Brien • F • 6-8 • 225 • Sr. (TR)

- Transfer from Colorado who played four seasons and was a key rotation player the last three for the Buffaloes ... Steadily improved and saw more playing time with each season
- Started Tech's first 2 games, getting 8 points and 10 rebounds against West Georgia, 15 points and eight boards against North Florida
- Missed the Texas Southern game with an ankle injury, and the last 14 games with a foot injury (last played 12/18 vs. UMBC) ... Has played in only 1 ACC game
- Started 4 games after Kowacie Reeves, Jr., was sidelined with a foot injury before sustaining his own injury ... Best game was 7 points (3-3 FG, 1-1- 3pt FG) with 4 rebounds at Oklahoma
- Averaged 21.1 minutes in games he has played ... Has hit 47.1% of his shots from the floor for the season, No. 3 on the team, 9-of-28 on threes ... Good on a team-high 65.2% of his shots from inside the 3-point arc
- Played in 111 games and made 29 career starts at Colorado, 19 of those last season ... Averaged 4.8 points and 3.7 rebounds for this career, hitting 44 percent of his shots from the floor and 35 percent from three-point range
- Helped Colorado reach the NCAA Tournament twice in his time as a Buffalo
- Helped lead Colorado to the NCAA Tournament, the championship game of the Pac-12 Tournament and a program-record 26 victories in 2023-24
- Averaged a career-best 6.7 points and 3.8 rebounds per game in 2023-24 ... Played 35 games, starting 19, and averaged 23.6 minutes
- Connected on 45.6 percent of his shots from the floor, 37.6 percent from three-point range and 65.8 percent from the foul line
- Scored in double digits 10 times, two of those against Pac-12 teams and one in Colorado's second-round NCAA Tournament win over Florida, when he went 5-for-5 from the floor and scored 12 points

## 45 • Doryan Onwuchekwa • C • 6-11 • 240 • Fr.

- Name pronounced "DOR-ee-un ON-woo-CHECK-wuh" ... Teammates call him "D.O."
- Played in 10 games, starting 8 in the post ... Averaged 18.2 minutes per game, high of 27:03 vs. Texas Southern
- Has not played since Dec. 15 for personal reasons
- Averaged 3.5 ppg and 5.1 rpg in his 8 starts (3.5 ppg, 4.9 rpg for the season)
- Set season highs of seven points and 11 boards vs. Georgia
- Turned the ball over just 4 times all season, and has the team's best turnover rate (ranks No. 142 nationally) ... 2nd on the team with 6 blocked shots
- Three-star center prospect who attended the Faith Family Academy of Oak Cliff in Dallas, Texas
- Ranked No. 112 nationally by 247Sports Composite, No. 19 at his position and No. 7 overall in the state of Texas
- Helped Faith Family Academy at Oak Cliff to a 118-24 record over four years under head coach Brandon Thomas, and a perfect 34-0 mark in district play
- The Eagles won University Interscholastic League 4A state titles in 2022, 2023 and 2024, and lost in the state semifinals his freshman year
- Earned all-state honors by the Texas Association of Basketball Coaches, and was named to the all-Dallas metro team (2nd-team in 2023, 1st-team in 2024) by the Dallas Morning News ... Selected to the 4A Boys all-tournament team in 2023 and 2024
- Was a McDonald's All-American game nominee
- In the final two games of Faith Family Academy's 2023 title run, he scored 34 points and had 28 rebounds, seven assists and five blocks



# BIO UPDATES (see game-by-game stats and career highs in stat pack)

## 31 • Duncan Powell • F • 6-8 • 235 • r-Jr. (TR)

- Former top-100 high school prospect who transferred to Tech from Sacramento State ... Known as the "Shag Man" for his unusual haircut
- Steady performer off the bench early in the season, but has become a key staple of Tech's rotation in ACC play since the holiday break ... Started 4 times in Tech's last 8 games, including each of the last 2 vs. Virginia and Stanford
- Has scored in double digits in Tech's last 7 games, and in 10 of the last 12
- Has averaged 14.6 points and 5.6 rebounds over his last 12 games, including three games of 20 points or more. The Sacramento State transfer has hit 42.4% (59-of-139) from the floor, 38.8% (26-of-67) from three-point range and 71.4% (40-of-56) from the foul line in that stretch
- His numbers are even better over his last 7 games (scored double digits in all 7): 17.0 ppg, 5.1 rpg, 36.5% 3pt FG, 73.2% FT
- In ACC games: averaging 13.6 ppg (3rd on team), 5.3 rpg (2nd on team), hitting team-high 36.8% of his 3-point tries
- Had his best game of the season vs. Virginia Tech (career-high 23 points, 7-11 FG, 3-4 3pt FG, 6-9 FT, 6 rebounds) ... Scored 19 points with 8 boards 2/4 at Clemson, including key putback of his own miss to tie the game at end of regulation
- Scored 20 (11-12 FT) with 6 boards at FSU and 21 points (then a career-high) vs. Notre Dame (3-8 3pt FG)
- Has a pair of double-doubles with 13 with 11 rebounds at SMU, and 11 points with 12 boards at Oklahoma
- Has 13 games with double-digit points this season, all vs. Power 4 teams (11 vs. ACC teams)
- Had two years of Division I collegiate experience before this season, having spent two years (red-shirted one year) at North Carolina A&T
- Played in 29 games, including 23 starts last season at Sac State ... Missed the final five games of the season with injury
- Was the Hornets' leading scorer (12.1 ppg) and rebounder (7.0 rpg) ... The rebounds ranked sixth in the Big Sky Conference
- Also averaged 26.5 minutes while shooting 49 percent from the field and 69 percent from the free throw line ... Averaged 3.8 trips to the free throw line per game
- Scored in double figures 21 times, pulled 10-plus rebounds six times, and had 5 double-doubles
- Played in 30 games for North Carolina A&T in 2022-23, including four starts ... Named to the CAA all-Rookie team ... Averaged 8.0 points, 5.7 rebounds, 0.7 steals, 0.7 blocked shots and 22.5 minutes per game
- Born in Conover, N.C., but went to high school at DeSoto High School in DeSoto, Texas ... Sidelined his senior year of HS and freshman year at NC A&T due to injury
- Ranked No. 84 overall in the 2021 class according to ESPN

## 14 • Kowacie Reeves, Jr. • F • 6-7 • 205 • Sr.

- First name pronounced "ko-WAY-see" ... Teammates and coaches call him "WAY-see"
- Published his first book in June of 2024, a self-help book entitled "I Am Not Your Doctrine," and has a second book set to publish at the end of January ... Set to graduate this May
- Steady player on both ends of the floor who started all 38 games as a Yellow Jacket after transferring from Florida, including the first six this season, until suffering a foot injury ... Has missed the last 19 games (last played 11/27 vs. Charleston Southern)
- Averaged 9.3 points, 6th on the team, with just 3 turnovers
- Reached double-digits in Tech's first three games this season, averaging 15.7 points per game (No. 2 on Tech's scoring chart), before going just 4-for-15 for 9 points total in Tech's last 3 games
- Reliable three-point shooter who led the Jackets last season, and had hit 28.1 percent prior to his injury
- Blocked team-high seven shots and averaged 2.5 rebounds per game
- Was No. 3 in Tech's scoring column at 9.8 points per game in 2023-24, hitting double digits in 13 games
- Established career highs for himself in every statistical category except free throws made and attempted
- Connected on 41.7 percent of his shots from the floor, No. 2 on the team in three-point rate (38.3 pct.) and No. 2 in free throw percentage (84.0 pct.)
- No. 3 on the team blocked shots (16) and fourth in steals (16)
- Averaged 9.2 points and 3.7 rebounds in ACC games, while connecting on 40.7 percent from the floor and team-high 41.3 percent on threes
- Has 126 three-point field goals in his college career, including 60 in 38 games at Tech (68 in his first two full seasons in college)
- Surpassed 700 points for his career at Miami, now at 792
- Tallied 14 points (5-7 FG, 4-5 3pt FG) with four rebounds in his ACC debut vs. Duke ... Scored 15 with five boards vs. Penn State ... Had 18 points with six boards at Florida State ... Had 15 points on five three-pointers at Clemson
- Former four- and five-star-rated recruit from Georgia who played two seasons at Florida before transferring to Georgia Tech ... Helped lead Florida to appearances in the NIT both of his seasons in Gainesville ... Averaged 7.1 points and 2.1 rebounds in 60 games (17 starts), averaging 17.5 minutes per game

## 33 • Marcos San Miguel • G • 6-4 • 203 • So.

- Second-year non-scholarship student-athlete from Campbell High School in Smyrna
- Has action in 3 games in his career (twice vs. Alabama A&M, this season at Virginia) ... Scored the first points of his college career in the most recent meeting on Dec. 28, hitting 2-of-5 shots from the floor
- Four-year varsity letterwinner in basketball at Campbell High School, serving as team captain three years ... Helped the Spartans to a 17-12 overall record as a senior
- Graduated from Campbell with a 4.77 weighted GPA ... Also served in IB Leadership Core Team, Human Rights Club (Vice President), Interact Service Club, Chess Club, Academic Quiz Bowl, National Honor Society, Spanish Honor Society, Campbell Fellowship
- Gold Scholar at Georgia Tech enrolled in computer science with a minor in Spanish
- Officiates youth basketball in his spare time for East Marietta Basketball, Inc. ... Founded and leads organization called Take a Charge National Fundraising Campaign, in which he seeks donations for each charge he takes in basketball games, originating to raise funds for a friend who suffered a traumatic brain injury playing football, with additional funds directed toward people in need

## 30 • Ibrahim Souare • F • 6-9 • 225 • r-Fr.

- Name pronounced "EE-bruh-HEEM SWAR-ay (rhymes with soiree)"
- Energetic power forward prospect from Guinea who was recruited out of Canyon International Academy in Glendale, Ariz.
- Has become increasingly important and improved over the course of ACC play as injuries have decimated Tech's roster
- Played in 22 games, starting the last 8 ... Averaged 29.3 minutes, averaging 4.0 points with 5.1 rebounds and 5 blocked shots
- Had season highs of 9 points and 12 rebounds in 42:30 in Tech's 3-OT win at Clemson
- Played a key role in Tech's win over Stanford, defending 7-footer Maxime Raynaud and holding the ACC Player of the Year candidate to season lows of 8 points and 6 rebounds
- Averaging 22.8 minutes in ACC play, giving the Jackets great activity around the basket at both ends of the floor
- Scored at least 4 points and grabbed at least 4 rebounds in each of Tech's last 6 games
- Enrolled for fall semester in 2023-24 ... Took a red-shirt year and did not see action in 2023-24
- Measured 7-2 wingspan, 30-inch vertical leap ... Listed at 6-foot-7 for the FIBA 2022 U18 Championship, grown two inches since then
- Averaged 11.7 points, 7.7 rebounds and 1.7 assists for Guinea in the 2022 FIBA U18 African Championship in Madagascar ... Averaged 29.3 minutes over six games

## 10 • Darrion Sutton • F • 6-8 • 205 • Fr.

- Four-star forward prospect from the St. Louis, Mo., area who spent his senior year at Overtime Elite in Atlanta after his game and his recruitment took off over the summer of 2023
- Left-handed shooter ... First name pronounced "DARE-ee-on"
- Limited court time this season, seeing action in just 7 of Tech's first 23 games (54 total minutes), until recently when injuries severely reduced Tech's rotation
- Has played 56 minutes in Tech's last 2 games (Virginia, Stanford) ... Scored 4 points with 4 rebounds and 2 assists at Virginia, then got his first collegiate start vs. Stanford, and had 2 points (on FT with 30 seconds remaining), 4 rebounds, 1 assist and 1 block in 33:26
- Saw more court time in the 3 games around the holiday (UMBC, Duke, Alabama A&M), averaging around 12 minutes, scoring 8 points with 7 rebounds
- Played in the opener against West Georgia, then missed 8 games with an injury, returned to play 3 minutes vs. Northwestern
- Ranked No. 98 nationally in the 247Sports Composite rankings, No. 24 among small forwards and No. 11 overall in the state of Georgia
- Chose the Yellow Jackets over Michigan and Missouri
- Averaged 10.6 points, 8.2 rebounds and 3.5 assists over a 17-game schedule for Team RWE at Overtime Elite in 2023-24, hitting 58.4 percent of his shots from the floor
- Helped RWE advance to the championship series of the OTE playoff, averaging 3.7 points, 4.0 rebounds and 2.3 assists over seven games
- Played his junior year at Denver (Colo.) Accelerated Way ... Participated in the NBPA Top 100 Camp and Pangos All-American Camp in the summer of 2023

## BIO UPDATES (see game-by-game stats and career highs in stat pack)

### 0 • Lance Terry • G • 6-3 • 200 • Sr.

- Experienced and versatile guard who returned from a red-shirt year in 2023-24 ... Recovered from a pre-season injury that forced him to miss the first eight games of last season, but elected to red-shirt and return to action in 2024-25
- Tech's top outside shooting threat who also attacks the basket with authority
- Missed 3 of Tech's last 78 games (Clemson/wrist, Virginia Tech/illness, Stanford/wrist), and also was limited with a wrist injury at Virginia (0 points on 4 FGA)
- Scored 23 points at FSU (1/18) and 23 vs. Louisville (2/1)
- Leads Tech in scoring at a career-high 14.9 points per game while hitting 44.2% of his shots from the floor, 37.7% from 3-point range and 70% from the foul line ... Also tops the team in steals (28)
- Averaging team-high 14.2 points in ACC games, including a game-high 22 points in Tech's ACC opener at North Carolina, 23 at Florida State, 23 vs. Louisville and 20 vs. Boston College
- Prolific and accurate 3-point shooter who has made 5 threes in a game 3 times this season, and ranks among the ACC's top 10 in percentage, 3-pointers made per game (2.23), total 3-pointers made (49) and attempted (130)
- Scored 20 or more points 7 times, four of them in ACC play, plus 3 others vs. Georgia (20), Central Arkansas (25) and Alabama A&M (22)
- Set career high in a Tech uniform with 25 points against Central Arkansas, which included 5 3-point field goals and a perfect 4-of-4 from the foul line
- Scored in double digits in all but 5 games this season and has led the Jackets in scoring 9 times
- Surpassed the 1,000-point milestone for his career at Oklahoma (now has 1,219) and has 184 career three-point field goals
- Career 37.3% shooter from 3-point range, 38.2% at Georgia Tech
- Atlanta-area high school product who played three seasons at Gardner-Webb University before transferring to Georgia Tech prior to the 2022-23 season
- No. 2 on the team in scoring at 10.1 points per game in 2022-23 while hitting 42.1 percent of his shots from the floor, 38.8 from three-point range (top percentage on the team) and 81.4 percent from the foul line
- Averaged 11.4 points in ACC games (No. 2 on the team), connecting on 41.3 percent from the floor, a team-high 42.1 from three-point distance and 79.4 percent from the free throw stripe
- Was a key figure both as a starter and a reserve offensively, and his best offensive games occurred in Tech's seven ACC wins (tournament win included)
- In those seven wins, averaged 17.7 points, connected on 47.3 percent of his field goals, and 52.1 percent of his threes, playing the full 40 minutes in all but the Syracuse game, in which he was subbed out with 56 seconds left when the Jackets emptied the bench
- Started 21 of the 29 games he played, including 15 ACC games (regular season plus tournament)
- Thirteen double-figure scoring games altogether in 2022-23, eight in ACC games

### 32 • Dyllan Thompson • G/F • 6-7 • 215 • Fr.

- Non-scholarship wing player who committed to the Yellow Jackets in June of 2024 and enrolled for the fall semester as a freshman
- Attended Second Baptist School in Houston his junior and senior years
- Led his team in scoring at 18 points per game, and averaged 7.3 rebounds and 2.5 assists per game as a senior, helping the Eagles post a 29-9 overall record and a 13-1 mark in their district
- Also connected on 35 percent of his three-point tries (175 attempts) and 80 percent of his free throws
- Made the all-tournament team for the Texas Association of Private and Parochial Schools post-season tournament
- Selected second-team all-state and first-team all-district as a junior
- Also competed in the high jump for Second Baptist's track and field team
- Played for John Lucas' Nike EYBL team, JL3 ... Participated in the 2023 NBPA Top 100 camp in Orlando, Fla.
- Prior to Second Baptist, attended St. Anne's Belfield in Charlottesville, Va., where he averaged 3.2 points and 2.7 rebounds over 25 games in 2021-22
- Son of former USC All-American and 9-time WNBA all-star Tina Thompson

# 2024-25 SEASON STATISTICS AND RESULTS

### Game Records

Record	Overall	Home	Away	Neutral
ALL GAMES	12-13	11-5	1-7	0-1
CONFERENCE	6-8	5-2	1-6	0-0
NON-CONFERENCE	6-5	6-3	0-1	0-1

### Score by Periods

Team	1st	2nd	OT	TOT
Georgia Tech	907	917	25	1849
Opponents	849	952	22	1823

### Team Box Score

No.	Player				Total		3-Point		F-Throw		Rebounds											
		GP-GS	MIN	AVG	FG-FGA	FG%	3FG-3FGA	3FG%	FT-FTA	FT%	OFF	DEF	TOT	AVG	PF	DQ	A	TO	BLK	STL	PTS	AVG
0	TERRY, Lance	22-17	732:24	33.3	118-267	.442	49-130	.377	42-60	.700	13	50	63	2.9	43	0	33	32	6	28	327	14.9
1	GEORGE, Naithan	25-25	867:03	34.7	114-278	.410	42-127	.331	43-54	.796	9	90	99	4.0	39	0	156	66	11	22	313	12.5
2	MCCOLLUM, Javian	19-11	533:35	28.1	77-177	.435	33-91	.363	45-52	.865	3	48	51	2.7	27	1	65	35	2	25	232	12.2
11	NDONGO, Baye	25-25	716:45	28.7	118-228	.518	4-13	.308	63-103	.612	61	141	202	8.1	83	5	37	62	21	28	303	12.1
31	POWELL, Duncan	24-4	639:19	26.6	82-189	.434	30-86	.349	61-91	.670	40	91	131	5.5	40	1	19	25	10	18	255	10.6
14	REEVES JR., Kowacie	6-6	143:11	23.9	22-57	.386	9-32	.281	3-5	.600	6	9	15	2.5	12	0	6	3	7	4	56	9.3
3	MUSTAF, Jaeden	17-7	401:39	23.6	52-125	.416	7-19	.368	41-59	.695	16	37	53	3.1	43	1	27	24	1	15	152	8.9
9	O'BRIEN, Luke	10-6	211:27	21.1	24-51	.471	9-28	.321	7-9	.778	12	32	44	4.4	23	1	6	8	2	2	64	6.4
45	ONWUCHEKWA, Doryan	10-8	181:46	18.2	15-45	.333	3-18	.167	2-10	.200	18	31	49	4.9	32	2	8	4	6	4	35	3.5
30	SQUARE, Ibrahim	22-8	384:07	17.5	26-41	.634	0-1	.000	8-27	.296	26	52	78	3.5	53	0	5	12	13	6	60	2.7
12	MUTOMBO, Ryan	13-7	142:43	11.0	15-33	.455	0-0	.000	2-5	.400	14	24	38	2.9	9	0	3	5	8	1	32	2.5
33	SAN MIGUEL, Marcos	2-0	04:30	2.3	2-5	.400	0-0	.000	0-0	.000	0	0	0	0.0	0	0	0	1	0	0	4	2.0
10	SUTTON, Darrion	9-1	111:08	12.3	3-14	.214	0-5	.000	8-12	.667	3	12	15	1.7	8	0	4	3	4	4	14	1.6
35	NICHOLS, Emmer	3-0	05:23	1.8	1-2	.500	0-0	.000	0-0	.000	1	1	2	0.7	0	0	0	2	1	0	2	0.7
Team											43	41	84					18				
Total		25	5075		669-1512	.442	186-550	.338	325-487	.667	265	659	924	37.0	412	11	369	300	92	157	1849	74.0
Opponents		25	5075		644-1535	.420	214-612	.350	321-447	.718	267	643	910	36.4	424	8	352	285	83	163	1823	72.9

### Team Statistics

	GATECH	OPP
Scoring	1849	1823
Points per game	74.0	72.9
Scoring margin	+1.0	-
Field goals-att	669-1512	644-1535
Field goal pct	.442	.420
3 point fg-att	186-550	214-612
3-point FG pct	.338	.350
3-pt FG made per game	7.4	8.6
Free throws-att	325-487	321-447
Free throw pct	.667	.718
F-Throws made per game	13.0	12.8
Rebounds	924	910
Rebounds per game	37.0	36.4
Rebounding margin	+0.6	-
Assists	369	352
Assists per game	14.8	14.1
Turnovers	300	285
Turnovers per game	12.0	11.4
Turnover margin	-0.6	-
Assist/turnover ratio	1.2	1.2
Steals	157	163
Steals per game	6.3	6.5
Blocks	92	83
Blocks per game	3.7	3.3
Winning streak	1	-
Home win streak	3	-
Attendance	71410	79769
Home games-Avg/Game	16-4463	8-9971
Neutral site-Avg/Game	-	1-0

### Team Results

Date	Opponent		Score	Att.
11/06/2024	West Ga.	W	85-62	3530
11/10/2024	North Florida	L	93-105	3553
11/12/2024	Texas Southern	W	81-62	3384
11/15/2024	Georgia	L	69-77	6622
11/23/2024	Cincinnati	L	58-81	4970
11/27/2024	Charleston So.	W	91-67	3414
11/30/2024	Central Ark.	W	87-68	3414
12/03/2024	at Oklahoma	L	61-76	7725
12/07/2024	at North Carolina	L	65-68	19020
12/15/2024	vs Northwestern	L	60-71	0
12/18/2024	UMBC	W	91-82	3494
12/21/2024	Duke	L	56-82	8005
12/28/2024	Alabama A&M	W	92-49	4430
12/31/2024	Notre Dame	W	86-75	4914
01/04/2025	Boston College	W	85-64	3949
01/07/2025	at Syracuse	L	55-62	13935
01/11/2025	at SMU	L	71-93	5526
01/14/2025	Clemson	L	59-70	4047
01/18/2025	at Florida St.	L	78-91	6751
01/22/2025	Virginia Tech	W	71-64	3668
01/28/2025	at Notre Dame	L	68-71	4262
02/01/2025	Louisville	W	77-70	6147
02/04/2025	at Clemson	Wot3	89-86	7913
02/08/2025	at Virginia	L	61-75	14637
02/12/2025	Stanford	W	60-52	3869





2024-25 SEASON STATISTICS AND RESULTS - ACC ONLY

Game Records

Record	Overall	Home	Away	Neutral
ALL GAMES	6-8	5-2	1-6	0-0
CONFERENCE	6-8	5-2	1-6	0-0
NON-CONFERENCE	0-0	0-0	0-0	0-0

Score by Periods

Team	1st	2nd	OT	TOT
Georgia Tech	452	504	25	981
Opponents	480	521	22	1023

Team Box Score

No.	Player				Total		3-Point		F-Throw		Rebounds											
		GP-GS	MIN	AVG	FG-FGA	FG%	3FG-3FGA	3FG%	FT-FTA	FT%	OFF	DEF	TOT	AVG	PF	DQ	A	TO	BLK	STL	PTS	AVG
1	GEORGE, Naithan	14-14	529:42	37.8	75-175	.429	26-75	.347	24-32	.750	6	59	65	4.6	18	0	85	43	9	13	200	14.3
0	TERRY, Lance	11-11	394:43	35.9	57-142	.401	22-67	.328	20-32	.625	6	24	30	2.7	21	0	15	15	4	15	156	14.2
31	POWELL, Duncan	14-4	451:12	32.2	60-141	.426	25-68	.368	46-66	.697	25	49	74	5.3	29	1	10	17	5	15	191	13.6
2	MCCOLLUM, Javian	11-6	336:55	30.6	49-114	.430	20-58	.345	24-28	.857	2	27	29	2.6	12	0	41	18	1	17	142	12.9
11	NDONGO, Baye	14-14	443:21	31.7	67-132	.508	2-10	.200	34-56	.607	38	85	123	8.8	48	4	19	36	14	19	170	12.1
3	MUSTAF, Jaeden	8-5	192:04	24.0	20-50	.400	2-6	.333	14-25	.560	5	15	20	2.5	21	1	4	14	1	5	56	7.0
30	SQUARE, Ibrahim	14-8	319:04	22.8	19-30	.633	0-0	.000	4-17	.235	16	40	56	4.0	38	0	5	9	11	6	42	3.0
45	ONWUCHEKWA, Doryan	1-1	18:43	18.7	1-5	.200	1-2	.500	0-0	.000	1	3	4	4.0	4	0	1	0	1	0	3	3.0
12	MUTOMBO, Ryan	10-5	97:05	9.7	7-19	.368	0-0	.000	0-1	.000	8	14	22	2.2	7	0	1	1	4	1	14	1.4
10	SUTTON, Darrion	5-1	76:35	15.3	2-11	.182	0-4	.000	3-4	.750	2	6	8	1.6	5	0	3	2	2	2	7	1.4
9	O'BRIEN, Luke	1-1	13:28	13.5	0-2	.000	0-2	.000	0-0	.000	0	0	0	0.0	3	0	0	1	0	0	0	0.0
35	NICHOLS, Emmer	1-0	01:04	1.1	0-0	.000	0-0	.000	0-0	.000	0	0	0	0.0	0	0	0	1	0	0	0	0.0
33	SAN MIGUEL, Marcos	1-0	01:04	1.1	0-0	.000	0-0	.000	0-0	.000	0	0	0	0.0	0	0	0	0	0	0	0	0.0
Team											30	17	47					10				
Total		14	2875		357-821	.435	98-292	.336	169-261	.648	139	339	478	34.1	206	6	184	167	52	93	981	70.1
Opponents		14	2875		375-858	.437	122-348	.351	151-204	.740	157	367	524	37.4	231	4	213	165	49	93	1023	73.1

Team Statistics

	GATECH	OPP
Scoring	981	1023
Points per game	70.1	73.1
Scoring margin	-3.0	-
Field goals-att	357-821	375-858
Field goal pct	.435	.437
3 point fg-att	98-292	122-348
3-point FG pct	.336	.351
3-pt FG made per game	7.0	8.7
Free throws-att	169-261	151-204
Free throw pct	.648	.740
F-Throws made per game	12.1	10.8
Rebounds	478	524
Rebounds per game	34.1	37.4
Rebounding margin	-3.3	-
Assists	184	213
Assists per game	13.1	15.2
Turnovers	167	165
Turnovers per game	11.9	11.8
Turnover margin	-0.1	-
Assist/turnover ratio	1.1	1.3
Steals	93	93
Steals per game	6.6	6.6
Blocks	52	49
Blocks per game	3.7	3.5
Winning streak	1	-
Home win streak	3	-
Attendance	34599	72044
Home games-Avg/Game	7-4943	7-10292
Neutral site-Avg/Game	-	0-0

Team Results

Date	Opponent		Score	Att.
12/07/2024	at North Carolina	L	65-68	19020
12/21/2024	Duke	L	56-82	8005
12/31/2024	Notre Dame	W	86-75	4914
01/04/2025	Boston College	W	85-64	3949
01/07/2025	at Syracuse	L	55-62	13935
01/11/2025	at SMU	L	71-93	5526
01/14/2025	Clemson	L	59-70	4047
01/18/2025	at Florida St.	L	78-91	6751
01/22/2025	Virginia Tech	W	71-64	3668
01/28/2025	at Notre Dame	L	68-71	4262
02/01/2025	Louisville	W	77-70	6147
02/04/2025	at Clemson	Wot3	89-86	7913
02/08/2025	at Virginia	L	61-75	14637
02/12/2025	Stanford	W	60-52	3869



# 2024-25 SEASON STATISTICS - POINTS/REBOUNDS/ASSISTS

Opponent	Date	Score		0	1	2	3	9	10	11	12	14	30	31
				TERRY,LANC	GEORGE,NAI	MCCOLLUM,J	MUSTAF,JA	O'BRIEN,LU	SUTTON,DAR	NDONGO,BAY	MUTOMBO,R	REEVES JR.	SOUARE,IBR	POWELL,DUN
West Ga.	11/06/2024	85-62	W	9-3-1	7-1-7	18-4-5	4-2-2	8-10-1	0-0-0	10-7-4	DNP	15-4-0	1-3-0	9-1-0
North Florida	11/10/2024	93-105	L	14-3-1	5-6-7	14-3-6	DNP	15-8-1	DNP	20-10-3	DNP	17-1-3	DNP	4-6-1
Texas Southern	11/12/2024	81-62	W	13-1-2	16-3-6	14-5-1	DNP	DNP	DNP	19-11-1	DNP	15-7-3	0-5-0	4-2-0
Georgia	11/15/2024	69-77	L	20-3-2	6-0-3	13-4-3	1-3-1	6-6-0	DNP	14-4-0	DNP	2-0-0	0-0-0	DNP
Cincinnati	11/23/2024	58-81	L	7-1-0	13-0-1	5-2-2	2-1-3	4-5-0	DNP	5-6-1	DNP	3-1-0	3-1-0	10-3-0
Charleston So.	11/27/2024	91-67	W	15-5-4	17-4-7	DNP	16-3-2	3-3-1	DNP	17-8-1	DNP	4-2-0	6-4-0	7-8-1
Central Ark.	11/30/2024	87-68	W	25-2-1	16-4-11	DNP	18-4-2	8-2-1	DNP	13-9-0	DNP	DNP	0-3-0	3-9-2
at Oklahoma	12/03/2024	61-76	L	14-3-0	8-0-5	DNP	16-2-2	7-4-1	DNP	4-4-0	DNP	DNP	0-0-0	11-12-1
at North Carolina	12/07/2024	65-68	L	22-4-2	12-8-4	DNP	6-4-1	0-0-0	DNP	19-12-1	DNP	DNP	0-0-0	3-2-0
vs Northwestern	12/15/2024	60-71	L	17-4-2	3-7-7	3-2-2	11-6-0	6-2-0	0-0-0	4-5-0	10-7-1	DNP	DNP	6-5-2
UMBC	12/18/2024	91-82	W	15-5-3	18-3-8	5-1-3	15-5-5	7-4-1	4-3-0	17-9-4	6-7-0	DNP	DNP	4-4-0
Duke	12/21/2024	56-82	L	7-0-0	4-3-4	6-0-3	5-1-1	DNP	1-0-0	14-1-4	2-6-0	DNP	4-4-0	13-5-0
Alabama A&M	12/28/2024	92-49	W	22-3-2	4-6-9	18-1-2	13-7-6	DNP	3-4-1	10-6-4	2-2-1	DNP	8-6-0	6-7-2
Notre Dame	12/31/2024	86-75	W	14-2-0	11-5-6	21-1-6	5-5-2	DNP	DNP	10-6-1	2-3-0	DNP	2-1-0	21-3-2
Boston College	01/04/2025	85-64	W	20-2-3	10-3-10	20-5-4	8-2-0	DNP	DNP	14-4-1	0-4-0	DNP	2-6-1	11-5-0
at Syracuse	01/07/2025	55-62	L	18-1-1	13-5-5	6-4-2	8-6-0	DNP	DNP	6-8-0	2-3-0	DNP	0-4-0	2-5-0
at SMU	01/11/2025	71-93	L	10-4-4	11-5-10	20-4-5	5-0-0	DNP	DNP	6-7-1	4-2-0	DNP	2-0-1	13-11-1
Clemson	01/14/2025	59-70	L	DNP	13-3-4	11-0-5	12-2-0	DNP	DNP	14-12-1	0-2-0	DNP	0-6-0	9-7-0
at Florida St.	01/18/2025	78-91	L	23-1-2	10-3-4	20-2-4	DNP	DNP	DNP	3-12-1	DNP	DNP	2-2-0	20-6-2
Virginia Tech	01/22/2025	71-64	W	DNP	11-4-7	16-3-4	DNP	DNP	0-0-0	14-9-4	2-0-1	DNP	5-5-1	23-6-1
at Notre Dame	01/28/2025	68-71	L	7-2-1	20-6-5	7-4-4	DNP	DNP	DNP	10-7-1	2-1-0	DNP	4-5-0	18-3-0
Louisville	02/01/2025	77-70	W	23-1-0	15-2-9	12-3-3	DNP	DNP	DNP	12-11-1	DNP	DNP	4-5-1	11-3-2
at Clemson	02/04/2025	89-86	Wot3	12-10-1	28-5-7	3-3-1	DNP	DNP	0-0-0	18-13-0	0-1-0	DNP	9-12-0	19-8-0
at Virginia	02/08/2025	61-75	L	0-3-1	20-6-5	DNP	DNP	DNP	4-4-2	15-5-2	DNP	DNP	4-2-0	18-3-1
Stanford	02/12/2025	60-52	W	DNP	22-7-5	DNP	7-0-0	DNP	2-4-1	15-16-1	0-0-0	DNP	4-4-1	10-7-1

Opponent	Date	Score		33	35	45
				SAN MIGUEL	NICHOLS,EM	ONWUCHEKWA
West Ga.	11/06/2024	85-62	W	DNP	DNP	4-7-0
North Florida	11/10/2024	93-105	L	DNP	DNP	4-1-0
Texas Southern	11/12/2024	81-62	W	DNP	DNP	0-9-1
Georgia	11/15/2024	69-77	L	DNP	DNP	7-11-2
Cincinnati	11/23/2024	58-81	L	DNP	0-0-0	6-4-1
Charleston So.	11/27/2024	91-67	W	DNP	DNP	6-2-2
Central Ark.	11/30/2024	87-68	W	DNP	DNP	4-6-1
at Oklahoma	12/03/2024	61-76	L	DNP	DNP	1-5-0
at North Carolina	12/07/2024	65-68	L	DNP	DNP	3-4-1
vs Northwestern	12/15/2024	60-71	L	DNP	DNP	0-0-0
UMBC	12/18/2024	91-82	W	DNP	DNP	DNP
Duke	12/21/2024	56-82	L	DNP	DNP	DNP
Alabama A&M	12/28/2024	92-49	W	4-0-0	2-2-0	DNP
Notre Dame	12/31/2024	86-75	W	DNP	DNP	DNP
Boston College	01/04/2025	85-64	W	DNP	DNP	DNP
at Syracuse	01/07/2025	55-62	L	DNP	DNP	DNP
at SMU	01/11/2025	71-93	L	DNP	DNP	DNP
Clemson	01/14/2025	59-70	L	DNP	DNP	DNP
at Florida St.	01/18/2025	78-91	L	DNP	DNP	DNP
Virginia Tech	01/22/2025	71-64	W	DNP	DNP	DNP
at Notre Dame	01/28/2025	68-71	L	DNP	DNP	DNP
Louisville	02/01/2025	77-70	W	DNP	DNP	DNP
at Clemson	02/04/2025	89-86	Wot3	DNP	DNP	DNP
at Virginia	02/08/2025	61-75	L	0-0-0	0-0-0	DNP
Stanford	02/12/2025	60-52	W	DNP	DNP	DNP

GAME NOTES



2024-25 SEASON STATISTICS - GEORGIA TECH GAME-BY-GAME

				Total		3-Pointers		Free throws		Rebounds											
Opponent	Date	Score		FG-FGA	PCT	3FG-3FGA	PCT	FT-FTA	PCT	OFF	DEF	TOT	AVG	PF	A	TO	BLK	STL	PTS	AVG	
West Ga.	11/06/2024	85-62	W	33-68	.485	7-27	.259	12-17	.706	13	36	49	49.0	16	20	12	6	5	85	85.0	
North Florida	11/10/2024	93-105	L	37-79	.468	13-29	.448	6-12	.500	13	25	38	43.5	20	22	10	2	4	93	89.0	
Texas Southern	11/12/2024	81-62	W	22-58	.379	11-36	.306	26-34	.765	14	35	49	45.3	19	14	14	5	3	81	86.3	
Georgia	11/15/2024	69-77	L	23-63	.365	6-23	.261	17-22	.773	10	24	34	42.5	28	11	13	3	5	69	82.0	
Cincinnati	11/23/2024	58-81	L	21-59	.356	5-20	.250	11-20	.550	12	17	29	39.8	14	8	12	1	5	58	77.2	
Charleston So.	11/27/2024	91-67	W	38-72	.528	3-11	.273	12-20	.600	13	29	42	40.2	26	18	7	1	10	91	79.5	
Central Ark.	11/30/2024	87-68	W	29-61	.475	13-32	.406	16-20	.800	12	29	41	40.3	15	18	5	1	7	87	80.6	
at Oklahoma	12/03/2024	61-76	L	22-53	.415	5-19	.263	12-18	.667	7	26	33	39.4	21	9	11	4	4	61	78.1	
at North Carolina	12/07/2024	65-68	L	20-64	.313	8-27	.296	17-24	.708	11	26	37	39.1	20	9	14	4	5	65	76.7	
vs Northwestern	12/15/2024	60-71	L	22-56	.393	7-24	.292	9-13	.692	8	34	42	39.4	15	14	16	4	1	60	75.0	
UMBC	12/18/2024	91-82	W	32-61	.525	8-16	.500	19-29	.655	14	28	42	39.6	15	24	14	5	7	91	76.5	
Duke	12/21/2024	56-82	L	21-58	.362	6-17	.353	8-10	.800	9	16	25	38.4	15	12	10	5	5	56	74.8	
Alabama A&M	12/28/2024	92-49	W	33-61	.541	10-21	.476	16-21	.762	10	37	47	39.1	17	27	19	8	13	92	76.1	
Notre Dame	12/31/2024	86-75	W	30-53	.566	8-20	.400	18-25	.720	9	21	30	38.4	14	17	8	4	5	86	76.8	
Boston College	01/04/2025	85-64	W	31-53	.585	8-17	.471	15-27	.556	4	28	32	38.0	15	19	9	5	8	85	77.3	
at Syracuse	01/07/2025	55-62	L	24-66	.364	4-21	.190	3-11	.273	12	27	39	38.1	13	8	13	5	12	55	75.9	
at SMU	01/11/2025	71-93	L	27-59	.458	9-23	.391	8-14	.571	11	26	37	38.0	16	22	22	5	2	71	75.6	
Clemson	01/14/2025	59-70	L	19-54	.352	7-20	.350	14-19	.737	12	24	36	37.9	17	10	14	2	6	59	74.7	
at Florida St.	01/18/2025	78-91	L	26-60	.433	9-29	.310	17-24	.708	10	22	32	37.6	17	13	12	1	6	78	74.9	
Virginia Tech	01/22/2025	71-64	W	24-51	.471	6-17	.353	17-26	.654	7	22	29	37.2	6	18	10	3	11	71	74.7	
at Notre Dame	01/28/2025	68-71	L	27-55	.491	5-16	.313	9-11	.818	6	23	29	36.8	18	11	8	6	8	68	74.4	
Louisville	02/01/2025	77-70	W	30-63	.476	8-24	.333	9-17	.529	8	22	30	36.5	18	16	9	1	10	77	74.5	
at Clemson	02/04/2025	89-86	Wot3	35-83	.422	7-28	.250	12-25	.480	24	32	56	37.3	17	9	15	3	7	89	75.1	
at Virginia	02/08/2025	61-75	L	24-53	.453	8-18	.444	5-9	.556	6	18	24	36.8	7	11	8	3	6	61	74.5	
Stanford	02/12/2025	60-52	W	19-49	.388	5-15	.333	17-19	.895	10	32	42	37.0	13	9	15	5	2	60	74.0	
Total		1849		669-1512	.442	186-550	.338	325-487	.667	265	659	924	37.0	412	369	300	92	157	1849	74.0	
Opponents		1823		644-1535	.420	214-612	.350	321-447	.718	267	643	910	36.4	424	352	285	83	163	1823	72.9	

Georgia Tech Averages

Games Played	Points/game	FG Pct	3FG Pct	FT Pct	Rebounds/game	Assists/game	Turnovers/game	Assist/Turnover ratio	Steals/game	Blocks/game
25	74.0	44.2	33.8	66.7	37.0	14.8	12.0	1.2	6.3	3.7





2024-25 SEASON STATISTICS - OPPONENTS GAME-BY-GAME

Opponent	Date	Score		FG-FGA	PCT	3FG-3FGA	PCT	FT-FTA	PCT	OFF	DEF	TOT	AVG	PF	A	TO	BLK	STL	PTS	AVG
West Ga.	11/06/2024	85-62	W	23-64	.359	6-15	.400	10-18	.556	6	19	25	25.0	15	10	8	6	6	62	62.0
North Florida	11/10/2024	93-105	L	37-69	.536	9-31	.290	22-29	.759	10	31	41	33.0	14	12	9	4	3	105	83.5
Texas Southern	11/12/2024	81-62	W	22-66	.333	6-14	.429	12-22	.545	14	27	41	35.7	24	12	12	2	8	62	76.3
Georgia	11/15/2024	69-77	L	26-56	.464	3-18	.167	22-31	.710	9	31	40	36.8	24	10	12	4	5	77	76.5
Cincinnati	11/23/2024	58-81	L	32-62	.516	9-22	.409	8-12	.667	9	27	36	36.6	20	16	12	5	4	81	77.4
Charleston So.	11/27/2024	91-67	W	17-56	.304	8-24	.333	25-35	.714	13	24	37	36.7	17	13	14	3	4	67	75.7
Central Ark.	11/30/2024	87-68	W	21-57	.368	14-32	.438	12-14	.857	6	22	28	35.4	13	12	8	3	3	68	74.6
at Oklahoma	12/03/2024	61-76	L	20-52	.385	10-28	.357	26-30	.867	9	28	37	35.6	16	7	7	1	8	76	74.8
at North Carolina	12/07/2024	65-68	L	23-59	.390	5-24	.208	17-21	.810	13	35	48	37.0	18	10	18	2	11	68	74.0
vs Northwestern	12/15/2024	60-71	L	26-65	.400	9-22	.409	10-16	.625	9	27	36	36.9	14	18	6	4	9	71	73.7
UMBC	12/18/2024	91-82	W	30-58	.517	10-25	.400	12-19	.632	5	21	26	35.9	19	18	13	0	9	82	74.5
Duke	12/21/2024	56-82	L	31-55	.564	10-25	.400	10-15	.667	8	28	36	35.9	13	20	10	3	5	82	75.1
Alabama A&M	12/28/2024	92-49	W	15-72	.208	8-33	.242	11-17	.647	20	19	39	36.2	17	11	19	2	11	49	73.1
Notre Dame	12/31/2024	86-75	W	27-62	.435	9-21	.429	12-14	.857	14	15	29	35.6	17	17	10	2	3	75	73.2
Boston College	01/04/2025	85-64	W	25-59	.424	5-15	.333	9-15	.600	8	23	31	35.3	21	14	13	2	3	64	72.6
at Syracuse	01/07/2025	55-62	L	26-63	.413	4-20	.200	6-9	.667	13	35	48	36.1	12	11	18	6	4	62	71.9
at SMU	01/11/2025	71-93	L	35-70	.500	14-28	.500	9-15	.600	13	24	37	36.2	17	25	10	5	15	93	73.2
Clemson	01/14/2025	59-70	L	23-52	.442	8-23	.348	16-20	.800	5	27	32	35.9	18	16	9	4	8	70	73.0
at Florida St.	01/18/2025	78-91	L	35-67	.522	9-27	.333	12-17	.706	12	27	39	36.1	18	19	8	5	8	91	73.9
Virginia Tech	01/22/2025	71-64	W	22-59	.373	11-26	.423	9-10	.900	14	25	39	36.3	17	13	17	0	5	64	73.5
at Notre Dame	01/28/2025	68-71	L	25-53	.472	10-23	.435	11-16	.688	8	24	32	36.0	13	10	10	0	4	71	73.3
Louisville	02/01/2025	77-70	W	25-55	.455	9-25	.360	11-19	.579	7	29	36	36.0	18	12	14	3	5	70	73.2
at Clemson	02/04/2025	89-86	Wot3	28-77	.364	12-37	.324	18-21	.857	16	30	46	36.5	21	12	13	8	9	86	73.7
at Virginia	02/08/2025	61-75	L	30-61	.492	11-27	.407	4-5	.800	13	25	38	36.5	13	21	8	2	5	75	73.8
Stanford	02/12/2025	60-52	W	20-66	.303	5-27	.185	7-7	1.000	13	20	33	36.4	15	13	7	7	8	52	72.9
Total		1823		644-1535	.420	214-612	.350	321-447	.718	267	643	910	36.4	424	352	285	83	163	1823	72.9
Georgia Tech		1849		669-1512	.442	186-550	.338	325-487	.667	265	659	924	37.0	412	369	300	92	157	1849	74.0

Opponents Averages

Games Played	Points/game	FG Pct	3FG Pct	FT Pct	Rebounds/game	Assists/game	Turnovers/game	Assist/Turnover ratio	Steals/game	Blocks/game
25	72.9	42.0	35.0	71.8	36.4	14.1	11.4	1.2	6.5	3.3



2024-25 SEASON STATISTICS - INDIVIDUAL GAME-BY-GAME

#0 TERRY, Lance

Opponent	Date	GS	MIN	Total		3-Pointers		Free throws		Rebounds											
				FG-FGA	PCT	3FG-3FGA	PCT	FT-FTA	PCT	OFF	DEF	TOT	AVG	PF	A	TO	BLK	STL	PTS	AVG	
West Ga.	11/06/2024		23:32	4-7	.571	1-3	.333	0-0	.000	1	2	3	3.0	3	1	1	0	0	9	9.0	
North Florida	11/10/2024		25:01	5-10	.500	4-7	.571	0-0	.000	0	3	3	3.0	2	1	3	0	1	14	11.5	
Texas Southern	11/12/2024		24:38	3-8	.375	2-7	.286	5-6	.833	1	0	1	2.3	2	2	1	0	0	13	12.0	
Georgia	11/15/2024		24:49	7-11	.636	2-5	.400	4-4	1.000	0	3	3	2.5	4	2	0	0	0	20	14.0	
Cincinnati	11/23/2024		29:06	2-11	.182	0-4	.000	3-4	.750	1	0	1	2.2	0	0	2	0	2	7	12.6	
Charleston So.	11/27/2024	*	36:40	7-10	.700	0-0	.000	1-3	.333	0	5	5	2.7	4	4	0	0	5	15	13.0	
Central Ark.	11/30/2024	*	35:51	8-14	.571	5-10	.500	4-4	1.000	1	1	2	2.6	3	1	0	1	3	25	14.7	
at Oklahoma	12/03/2024	*	37:07	5-14	.357	3-7	.429	1-1	1.000	1	2	3	2.6	1	0	2	0	0	14	14.6	
at North Carolina	12/07/2024	*	38:11	5-19	.263	5-13	.385	7-8	.875	1	3	4	2.8	4	2	2	0	1	22	15.4	
vs Northwestern	12/15/2024	*	34:28	7-16	.438	2-7	.286	1-2	.500	1	3	4	2.9	0	2	3	1	0	17	15.6	
UMBC	12/18/2024	*	34:12	5-10	.500	3-5	.600	2-2	1.000	1	4	5	3.1	3	3	4	0	1	15	15.5	
Duke	12/21/2024	*	31:36	3-9	.333	1-4	.250	0-0	.000	0	0	0	2.8	1	0	0	0	1	7	14.8	
Alabama A&M	12/28/2024	*	32:17	8-14	.571	5-8	.625	1-2	.500	0	3	3	2.8	0	2	1	0	1	22	15.4	
Notre Dame	12/31/2024	*	31:38	5-6	.833	2-3	.667	2-4	.500	1	1	2	2.8	0	0	0	0	2	14	15.3	
Boston College	01/04/2025	*	32:34	7-12	.583	2-5	.400	4-8	.500	1	1	2	2.7	2	3	1	0	4	20	15.6	
at Syracuse	01/07/2025	*	34:48	6-13	.462	3-8	.375	3-4	.750	0	1	1	2.6	0	1	3	2	1	18	15.8	
at SMU	01/11/2025	*	30:11	5-15	.333	0-6	.000	0-0	.000	1	3	4	2.7	4	4	3	1	0	10	15.4	
at Florida St.	01/18/2025	*	38:33	9-17	.529	2-6	.333	3-4	.750	0	1	1	2.6	1	2	2	0	1	23	15.8	
at Notre Dame	01/28/2025	*	36:11	3-6	.500	1-2	.500	0-0	.000	0	2	2	2.6	4	1	0	0	1	7	15.4	
Louisville	02/01/2025	*	36:39	9-20	.450	4-9	.444	1-2	.500	0	1	1	2.5	2	0	2	0	2	23	15.8	
at Clemson	02/04/2025	*	52:16	5-21	.238	2-10	.200	0-0	.000	1	9	10	2.9	2	1	2	1	2	12	15.6	
at Virginia	02/08/2025	*	32:06	0-4	.000	0-1	.000	0-2	.000	1	2	3	2.9	1	1	0	0	0	0	14.9	
Totals		17	732:24	118-267	.442	49-130	.377	42-60	.700	13	50	63	2.9	43	33	32	6	28	327	14.9	

Player Averages

Games Played	Minutes/ game	Points/ game	FG Pct	3FG Pct	FT Pct	Rebounds/ game	Assists/ game	Turnovers/ game	Assist/Turnover ratio	Steals/ game	Blocks/ game
22	33.3	14.9	44.2	37.7	70.0	2.9	1.5	1.5	1.0	1.3	0.3

# 2024-25 SEASON STATISTICS - INDIVIDUAL GAME-BY-GAME

## #1 GEORGE, Naithan

Opponent	Date	GS	MIN	Total		3-Pointers		Free throws		Rebounds				PF	A	TO	BLK	STL	PTS	AVG	
				FG-FGA	PCT	3FG-3FGA	PCT	FT-FTA	PCT	OFF	DEF	TOT	AVG								
West Ga.	11/06/2024	*	23:04	2-6	.333	1-3	.333	2-3	.667	0	1	1	1.0	1	7	1	0	0	7	7.0	
North Florida	11/10/2024	*	35:27	2-5	.400	1-3	.333	0-0	.000	0	6	6	3.5	3	7	1	0	1	5	6.0	
Texas Southern	11/12/2024	*	36:34	3-9	.333	3-8	.375	7-8	.875	1	2	3	3.3	0	6	3	0	1	16	9.3	
Georgia	11/15/2024	*	27:54	3-14	.214	0-5	.000	0-0	.000	0	0	0	2.5	2	3	4	1	1	6	8.5	
Cincinnati	11/23/2024	*	27:14	5-9	.556	3-6	.500	0-0	.000	0	0	0	2.0	1	1	2	0	0	13	9.4	
Charleston So.	11/27/2024	*	24:24	8-14	.571	1-1	1.000	0-0	.000	1	3	4	2.3	4	7	0	0	2	17	10.7	
Central Ark.	11/30/2024	*	34:07	5-15	.333	4-10	.400	2-2	1.000	0	4	4	2.6	0	11	1	0	1	16	11.4	
at Oklahoma	12/03/2024	*	37:37	3-8	.375	0-4	.000	2-3	.667	0	0	0	2.3	3	5	2	0	0	8	11.0	
at North Carolina	12/07/2024	*	39:02	4-14	.286	2-6	.333	2-2	1.000	1	7	8	2.9	1	4	5	1	2	12	11.1	
vs Northwestern	12/15/2024	*	30:00	1-6	.167	1-3	.333	0-0	.000	0	7	7	3.3	2	7	3	0	0	3	10.3	
UMBC	12/18/2024	*	28:29	5-9	.556	2-5	.400	6-6	1.000	0	3	3	3.3	2	8	3	0	2	18	11.0	
Duke	12/21/2024	*	26:09	2-10	.200	0-3	.000	0-0	.000	0	3	3	3.3	2	4	1	0	0	4	10.4	
Alabama A&M	12/28/2024	*	32:31	2-8	.250	0-4	.000	0-0	.000	1	5	6	3.5	3	9	3	1	1	4	9.9	
Notre Dame	12/31/2024	*	36:43	5-9	.556	1-3	.333	0-0	.000	0	5	5	3.6	1	6	2	1	0	11	10.0	
Boston College	01/04/2025	*	34:56	3-9	.333	1-3	.333	3-4	.750	0	3	3	3.5	2	10	2	0	2	10	10.0	
at Syracuse	01/07/2025	*	35:29	6-15	.400	1-7	.143	0-0	.000	1	4	5	3.6	1	5	2	2	0	13	10.2	
at SMU	01/11/2025	*	35:20	4-10	.400	2-5	.400	1-1	1.000	1	4	5	3.7	0	10	7	1	0	11	10.2	
Clemson	01/14/2025	*	37:27	5-11	.455	3-6	.500	0-1	.000	1	2	3	3.7	3	4	5	0	0	13	10.4	
at Florida St.	01/18/2025	*	38:26	4-12	.333	2-7	.286	0-2	.000	0	3	3	3.6	2	4	1	1	1	10	10.4	
Virginia Tech	01/22/2025	*	38:18	3-9	.333	2-6	.333	3-4	.750	0	4	4	3.7	1	7	3	0	3	11	10.4	
at Notre Dame	01/28/2025	*	37:47	9-11	.818	1-2	.500	1-1	1.000	0	6	6	3.8	1	5	0	2	3	20	10.9	
Louisville	02/01/2025	*	36:09	5-11	.455	1-4	.250	4-4	1.000	0	2	2	3.7	3	9	2	0	1	15	11.0	
at Clemson	02/04/2025	*	55:00	12-26	.462	2-10	.200	2-4	.500	2	3	5	3.7	1	7	8	0	0	28	11.8	
at Virginia	02/08/2025	*	38:56	6-15	.400	5-9	.556	3-4	.750	0	6	6	3.8	0	5	2	0	1	20	12.1	
Stanford	02/12/2025	*	40:00	7-13	.538	3-4	.750	5-5	1.000	0	7	7	4.0	0	5	3	1	0	22	12.5	
Totals			25	867:03	114-278	.410	42-127	.331	43-54	.796	9	90	99	4.0	39	156	66	11	22	313	12.5

## Player Averages

Games Played	Minutes/ game	Points/ game	FG Pct	3FG Pct	FT Pct	Rebounds/ game	Assists/ game	Turnovers/ game	Assist/Turnover ratio	Steals/ game	Blocks/ game
25	34.7	12.5	41.0	33.1	79.6	4.0	6.2	2.6	2.4	0.9	0.4



2024-25 SEASON STATISTICS - INDIVIDUAL GAME-BY-GAME

#2 MCCOLLUM, Javian

Opponent	Date	GS	MIN	Total		3-Pointers		Free throws		Rebounds				PF	A	TO	BLK	STL	PTS	AVG
				FG-FGA	PCT	3FG-3FGA	PCT	FT-FTA	PCT	OFF	DEF	TOT	AVG							
West Ga.	11/06/2024	*	30:05	7-12	.583	3-6	.500	1-1	1.000	1	3	4	4.0	0	5	3	0	4	18	18.0
North Florida	11/10/2024	*	33:22	5-9	.556	2-4	.500	2-2	1.000	0	3	3	3.5	3	6	3	0	0	14	16.0
Texas Southern	11/12/2024	*	30:23	4-9	.444	2-5	.400	4-5	.800	0	5	5	4.0	2	1	4	1	0	14	15.3
Georgia	11/15/2024	*	31:36	3-9	.333	1-5	.200	6-7	.857	0	4	4	4.0	5	3	2	0	2	13	14.8
Cincinnati	11/23/2024	*	14:03	2-5	.400	1-2	.500	0-0	.000	0	2	2	3.6	0	2	2	0	0	5	12.8
vs Northwestern	12/15/2024		23:08	1-5	.200	1-4	.250	0-0	.000	0	2	2	3.3	2	2	1	0	1	3	11.2
UMBC	12/18/2024		18:08	1-3	.333	0-1	.000	3-4	.750	0	1	1	3.0	1	3	0	0	0	5	10.3
Duke	12/21/2024		14:09	2-3	.667	2-3	.667	0-0	.000	0	0	0	2.6	1	3	1	0	0	6	9.8
Alabama A&M	12/28/2024		15:54	5-11	.455	3-6	.500	5-5	1.000	0	1	1	2.4	2	2	2	0	1	18	10.7
Notre Dame	12/31/2024		34:35	7-13	.538	2-6	.333	5-5	1.000	0	1	1	2.3	0	6	1	0	3	21	11.7
Boston College	01/04/2025		30:16	6-9	.667	2-5	.400	6-6	1.000	0	5	5	2.5	2	4	0	0	2	20	12.5
at Syracuse	01/07/2025		26:50	3-13	.231	0-4	.000	0-0	.000	1	3	4	2.7	1	2	2	0	3	6	11.9
at SMU	01/11/2025		32:20	7-11	.636	5-8	.625	1-2	.500	1	3	4	2.8	0	5	2	1	0	20	12.5
Clemson	01/14/2025	*	37:59	3-11	.273	1-4	.250	4-4	1.000	0	0	0	2.6	1	5	2	0	1	11	12.4
at Florida St.	01/18/2025	*	36:51	7-17	.412	4-11	.364	2-3	.667	0	2	2	2.5	1	4	3	0	3	20	12.9
Virginia Tech	01/22/2025	*	37:27	5-16	.313	1-7	.143	5-6	.833	0	3	3	2.6	0	4	3	0	0	16	13.1
at Notre Dame	01/28/2025	*	34:46	3-8	.375	0-4	.000	1-1	1.000	0	4	4	2.6	4	4	0	0	1	7	12.8
Louisville	02/01/2025	*	37:57	5-11	.455	2-5	.400	0-1	.000	0	3	3	2.7	2	3	2	0	4	12	12.7
at Clemson	02/04/2025	*	13:46	1-2	.500	1-1	1.000	0-0	.000	0	3	3	2.7	0	1	2	0	0	3	12.2
Totals		11	533:35	77-177	.435	33-91	.363	45-52	.865	3	48	51	2.7	27	65	35	2	25	232	12.2

Player Averages

Games Played	Minutes/ game	Points/ game	FG Pct	3FG Pct	FT Pct	Rebounds/ game	Assists/ game	Turnovers/ game	Assist/Turnover ratio	Steals/ game	Blocks/ game
19	28.1	12.2	43.5	36.3	86.5	2.7	3.4	1.8	1.9	1.3	0.1

#3 MUSTAF, Jaeden

Opponent	Date	GS	MIN	Total		3-Pointers		Free throws		Rebounds				PF	A	TO	BLK	STL	PTS	AVG
				FG-FGA	PCT	3FG-3FGA	PCT	FT-FTA	PCT	OFF	DEF	TOT	AVG							
West Ga.	11/06/2024		14:50	2-5	.400	0-0	.000	0-0	.000	1	1	2	2.0	0	2	0	0	0	4	4.0
Georgia	11/15/2024		10:48	0-3	.000	0-1	.000	1-2	.500	1	2	3	2.5	2	1	1	0	0	1	2.5
Cincinnati	11/23/2024		14:13	0-5	.000	0-0	.000	2-2	1.000	1	0	1	2.0	0	3	1	0	0	2	2.3
Charleston So.	11/27/2024		24:25	6-14	.429	0-0	.000	4-4	1.000	1	2	3	2.3	2	2	1	0	2	16	5.8
Central Ark.	11/30/2024		28:28	5-8	.625	1-2	.500	7-8	.875	2	2	4	2.6	3	2	1	0	2	18	8.2
at Oklahoma	12/03/2024		29:30	5-11	.455	1-2	.500	5-8	.625	1	1	2	2.5	4	2	2	0	0	16	9.5
at North Carolina	12/07/2024		31:32	2-7	.286	0-1	.000	2-2	1.000	2	2	4	2.7	4	1	4	0	0	6	9.0
vs Northwestern	12/15/2024		26:30	3-8	.375	1-3	.333	4-4	1.000	2	4	6	3.1	4	0	1	0	0	11	9.3
UMBC	12/18/2024	*	34:04	7-14	.500	1-3	.333	0-2	.000	1	4	5	3.3	4	5	1	0	1	15	9.9
Duke	12/21/2024	*	32:05	2-9	.222	1-1	1.000	0-0	.000	0	1	1	3.1	4	1	2	0	0	5	9.4
Alabama A&M	12/28/2024	*	26:47	4-7	.571	1-2	.500	4-4	1.000	1	6	7	3.5	3	6	2	0	5	13	9.7
Notre Dame	12/31/2024	*	23:45	1-5	.200	0-0	.000	3-4	.750	1	4	5	3.6	3	2	0	0	0	5	9.3
Boston College	01/04/2025	*	21:24	4-6	.667	0-0	.000	0-2	.000	0	2	2	3.5	1	0	1	0	0	8	9.2
at Syracuse	01/07/2025	*	23:01	4-8	.500	0-0	.000	0-3	.000	2	4	6	3.6	2	0	1	0	4	8	9.1
at SMU	01/11/2025	*	13:52	2-3	.667	0-0	.000	1-2	.500	0	0	0	3.4	5	0	3	1	0	5	8.9
Clemson	01/14/2025		25:51	3-8	.375	1-3	.333	5-7	.714	0	2	2	3.3	1	0	3	0	1	12	9.1
Stanford	02/12/2025		20:33	2-4	.500	0-1	.000	3-5	.600	0	0	0	3.1	1	0	0	0	0	7	8.9
Totals		7	401:39	52-125	.416	7-19	.368	41-59	.695	16	37	53	3.1	43	27	24	1	15	152	8.9

Player Averages

Games Played	Minutes/ game	Points/ game	FG Pct	3FG Pct	FT Pct	Rebounds/ game	Assists/ game	Turnovers/ game	Assist/Turnover ratio	Steals/ game	Blocks/ game
17	23.6	8.9	41.6	36.8	69.5	3.1	1.6	1.4	1.1	0.9	0.1



2024-25 SEASON STATISTICS - INDIVIDUAL GAME-BY-GAME

#9 O'BRIEN, Luke

Opponent	Date	GS	MIN	Total		3-Pointers		Free throws		Rebounds				PF	A	TO	BLK	STL	PTS	AVG
				FG-FGA	PCT	3FG-3FGA	PCT	FT-FTA	PCT	OFF	DEF	TOT	AVG							
West Ga.	11/06/2024	*	21:46	4-9	.444	0-4	.000	0-1	.000	1	9	10	10.0	1	1	2	0	0	8	8.0
North Florida	11/10/2024	*	27:35	6-10	.600	1-3	.333	2-2	1.000	3	5	8	9.0	3	1	1	0	0	15	11.5
Georgia	11/15/2024		23:24	2-4	.500	2-3	.667	0-0	.000	3	3	6	8.0	5	0	1	1	0	6	9.7
Cincinnati	11/23/2024		22:43	2-5	.400	0-1	.000	0-0	.000	2	3	5	7.3	2	0	0	1	0	4	8.3
Charleston So.	11/27/2024		18:13	1-3	.333	1-2	.500	0-0	.000	0	3	3	6.4	1	1	1	0	1	3	7.2
Central Ark.	11/30/2024	*	17:05	3-7	.429	2-6	.333	0-0	.000	1	1	2	5.7	3	1	0	0	0	8	7.3
at Oklahoma	12/03/2024	*	26:28	3-3	1.000	1-1	1.000	0-0	.000	0	4	4	5.4	2	1	1	0	1	7	7.3
at North Carolina	12/07/2024	*	13:28	0-2	.000	0-2	.000	0-0	.000	0	0	0	4.8	3	0	1	0	0	0	6.4
vs Northwestern	12/15/2024	*	22:00	1-6	.167	0-4	.000	4-4	1.000	1	1	2	4.4	1	0	1	0	0	6	6.3
UMBC	12/18/2024		18:45	2-2	1.000	2-2	1.000	1-2	.500	1	3	4	4.4	2	1	0	0	0	7	6.4
Totals		6	211:27	24-51	.471	9-28	.321	7-9	.778	12	32	44	4.4	23	6	8	2	2	64	6.4

Player Averages

Games Played	Minutes/ game	Points/ game	FG Pct	3FG Pct	FT Pct	Rebounds/ game	Assists/ game	Turnovers/ game	Assist/Turnover ratio	Steals/ game	Blocks/ game
10	21.1	6.4	47.1	32.1	77.8	4.4	0.6	0.8	0.8	0.2	0.2

#10 SUTTON, Darrion

Opponent	Date	GS	MIN	Total		3-Pointers		Free throws		Rebounds				PF	A	TO	BLK	STL	PTS	AVG
				FG-FGA	PCT	3FG-3FGA	PCT	FT-FTA	PCT	OFF	DEF	TOT	AVG							
West Ga.	11/06/2024		06:33	0-1	.000	0-1	.000	0-0	.000	0	0	0	0.0	2	0	1	0	0	0	0.0
vs Northwestern	12/15/2024		03:15	0-0	.000	0-0	.000	0-0	.000	0	0	0	0.0	0	0	0	0	0	0	0.0
UMBC	12/18/2024		11:20	1-1	1.000	0-0	.000	2-4	.500	1	2	3	1.0	1	0	0	1	0	4	1.3
Duke	12/21/2024		11:52	0-1	.000	0-1	.000	1-2	.500	0	0	0	0.8	0	0	0	0	0	1	1.3
Alabama A&M	12/28/2024		13:25	0-1	.000	0-0	.000	3-4	.750	0	4	4	1.4	0	1	0	1	2	3	1.6
Virginia Tech	01/22/2025		04:12	0-2	.000	0-0	.000	0-0	.000	0	0	0	1.2	0	0	0	0	1	0	1.3
at Clemson	02/04/2025		03:59	0-0	.000	0-0	.000	0-0	.000	0	0	0	1.0	3	0	0	0	0	0	1.1
at Virginia	02/08/2025		22:56	2-6	.333	0-2	.000	0-0	.000	1	3	4	1.4	0	2	1	1	1	4	1.5
Stanford	02/12/2025	*	33:36	0-2	.000	0-1	.000	2-2	1.000	1	3	4	1.7	2	1	1	1	0	2	1.6
Totals		1	111:08	3-14	.214	0-5	.000	8-12	.667	3	12	15	1.7	8	4	3	4	4	14	1.6

Player Averages

Games Played	Minutes/ game	Points/ game	FG Pct	3FG Pct	FT Pct	Rebounds/ game	Assists/ game	Turnovers/ game	Assist/Turnover ratio	Steals/ game	Blocks/ game
9	12.3	1.6	21.4	0.0	66.7	1.7	0.4	0.3	1.3	0.4	0.4



2024-25 SEASON STATISTICS - INDIVIDUAL GAME-BY-GAME

#11 NDONGO, Baye

Opponent	Date	GS	MIN	Total		3-Pointers		Free throws		Rebounds										
				FG-FGA	PCT	3FG-3FGA	PCT	FT-FTA	PCT	OFF	DEF	TOT	AVG	PF	A	TO	BLK	STL	PTS	AVG
West Ga.	11/06/2024	*	23:32	3-5	.600	0-0	.000	4-6	.667	1	6	7	7.0	2	4	2	3	0	10	10.0
North Florida	11/10/2024	*	28:50	9-18	.500	1-1	1.000	1-3	.333	3	7	10	8.5	4	3	1	0	1	20	15.0
Texas Southern	11/12/2024	*	32:51	5-10	.500	1-1	1.000	8-10	.800	4	7	11	9.3	4	1	2	0	1	19	16.3
Georgia	11/15/2024	*	36:27	4-11	.364	0-0	.000	6-6	1.000	0	4	4	8.0	3	0	1	1	1	14	15.8
Cincinnati	11/23/2024	*	24:03	2-4	.500	0-0	.000	1-4	.250	1	5	6	7.6	3	1	3	0	0	5	13.6
Charleston So.	11/27/2024	*	18:47	8-10	.800	0-1	.000	1-3	.333	3	5	8	7.7	4	1	3	0	0	17	14.2
Central Ark.	11/30/2024	*	28:08	5-9	.556	0-0	.000	3-4	.750	2	7	9	7.9	3	0	0	0	0	13	14.0
at Oklahoma	12/03/2024	*	13:42	2-5	.400	0-0	.000	0-0	.000	0	4	4	7.4	5	0	2	0	0	4	12.8
at North Carolina	12/07/2024	*	34:36	7-13	.538	0-1	.000	5-10	.500	3	9	12	7.9	2	1	1	1	0	19	13.4
vs Northwestern	12/15/2024	*	18:51	2-4	.500	0-0	.000	0-2	.000	1	4	5	7.6	2	0	3	1	0	4	12.5
UMBC	12/18/2024	*	29:25	7-15	.467	0-0	.000	3-5	.600	6	3	9	7.7	1	4	3	1	3	17	12.9
Duke	12/21/2024	*	31:24	6-11	.545	1-2	.500	1-1	1.000	0	1	1	7.2	3	4	3	2	1	14	13.0
Alabama A&M	12/28/2024	*	18:49	4-5	.800	0-0	.000	2-4	.500	2	4	6	7.1	4	4	6	1	3	10	12.8
Notre Dame	12/31/2024	*	20:19	4-4	1.000	0-0	.000	2-4	.500	2	4	6	7.0	5	1	3	1	0	10	12.6
Boston College	01/04/2025	*	20:55	6-9	.667	0-0	.000	2-3	.667	2	2	4	6.8	4	1	3	1	0	14	12.7
at Syracuse	01/07/2025	*	28:14	3-9	.333	0-1	.000	0-1	.000	2	6	8	6.9	2	0	2	0	3	6	12.3
at SMU	01/11/2025	*	22:42	1-3	.333	0-0	.000	4-5	.800	1	6	7	6.9	2	1	3	0	0	6	11.9
Clemson	01/14/2025	*	37:49	5-11	.455	1-2	.500	3-5	.600	4	8	12	7.2	3	1	2	1	3	14	12.0
at Florida St.	01/18/2025	*	26:13	1-3	.333	0-0	.000	1-1	1.000	2	10	12	7.4	5	1	2	0	0	3	11.5
Virginia Tech	01/22/2025	*	38:21	6-8	.750	0-0	.000	2-5	.400	2	7	9	7.5	3	4	3	1	5	14	11.7
at Notre Dame	01/28/2025	*	30:09	3-12	.250	0-1	.000	4-5	.800	1	6	7	7.5	5	1	1	0	1	10	11.6
Louisville	02/01/2025	*	31:40	6-9	.667	0-1	.000	0-2	.000	4	7	11	7.6	5	1	3	1	1	12	11.6
at Clemson	02/04/2025	*	52:23	6-11	.545	0-0	.000	6-10	.600	6	7	13	7.9	4	0	1	2	3	18	11.9
at Virginia	02/08/2025	*	33:24	7-13	.538	0-0	.000	1-1	1.000	2	3	5	7.8	1	2	3	1	1	15	12.0
Stanford	02/12/2025	*	35:12	6-16	.375	0-2	.000	3-3	1.000	7	9	16	8.1	4	1	6	3	1	15	12.1
Totals		25	716:45	118-228	.518	4-13	.308	63-103	.612	61	141	202	8.1	83	37	62	21	28	303	12.1

Player Averages

Games Played	Minutes/ game	Points/ game	FG Pct	3FG Pct	FT Pct	Rebounds/ game	Assists/ game	Turnovers/ game	Assist/Turnover ratio	Steals/ game	Blocks/ game
25	28.7	12.1	51.8	30.8	61.2	8.1	1.5	2.5	0.6	1.1	0.8

GAME NOTES

# 2024-25 SEASON STATISTICS - INDIVIDUAL GAME-BY-GAME

## #12 MUTOMBO, Ryan

Opponent	Date	GS	MIN	Total		3-Pointers		Free throws		Rebounds										
				FG-FGA	PCT	3FG-3FGA	PCT	FT-FTA	PCT	OFF	DEF	TOT	AVG	PF	A	TO	BLK	STL	PTS	AVG
vs Northwestern	12/15/2024		21:33	5-8	.625	0-0	.000	0-1	.000	1	6	7	7.0	1	1	1	2	0	10	10.0
UMBC	12/18/2024	*	13:09	2-5	.400	0-0	.000	2-3	.667	3	4	7	7.0	1	0	2	2	0	6	8.0
Duke	12/21/2024	*	14:40	1-3	.333	0-0	.000	0-0	.000	3	3	6	6.7	2	0	1	2	0	2	6.0
Alabama A&M	12/28/2024	*	10:56	1-1	1.000	0-0	.000	0-0	.000	2	0	2	5.5	0	1	1	0	0	2	5.0
Notre Dame	12/31/2024	*	12:09	1-1	1.000	0-0	.000	0-0	.000	1	2	3	5.0	1	0	0	0	0	2	4.4
Boston College	01/04/2025	*	11:56	0-1	.000	0-0	.000	0-0	.000	0	4	4	4.8	0	0	0	0	0	0	3.7
at Syracuse	01/07/2025	*	14:46	1-3	.333	0-0	.000	0-1	.000	1	2	3	4.6	1	0	0	1	0	2	3.4
at SMU	01/11/2025	*	16:25	2-6	.333	0-0	.000	0-0	.000	1	1	2	4.3	1	0	0	0	0	4	3.5
Clemson	01/14/2025		04:53	0-0	.000	0-0	.000	0-0	.000	0	2	2	4.0	0	0	0	0	1	0	3.1
Virginia Tech	01/22/2025		09:53	1-2	.500	0-0	.000	0-0	.000	0	0	0	3.6	1	1	0	1	0	2	3.0
at Notre Dame	01/28/2025		02:43	1-3	.333	0-0	.000	0-0	.000	1	0	1	3.4	0	0	0	0	0	2	2.9
at Clemson	02/04/2025		06:27	0-0	.000	0-0	.000	0-0	.000	1	0	1	3.2	0	0	0	0	0	0	2.7
Stanford	02/12/2025		03:13	0-0	.000	0-0	.000	0-0	.000	0	0	0	2.9	1	0	0	0	0	0	2.5
Totals		7	142:43	15-33	.455	0-0	.000	2-5	.400	14	24	38	2.9	9	3	5	8	1	32	2.5

## Player Averages

Games Played	Minutes/game	Points/game	FG Pct	3FG Pct	FT Pct	Rebounds/game	Assists/game	Turnovers/game	Assist/Turnover ratio	Steals/game	Blocks/game
13	11.0	2.5	45.5	0.0	40.0	2.9	0.2	0.4	0.6	0.1	0.6

## #14 REEVES JR., Kowacie

Opponent	Date	GS	MIN	Total		3-Pointers		Free throws		Rebounds										
				FG-FGA	PCT	3FG-3FGA	PCT	FT-FTA	PCT	OFF	DEF	TOT	AVG	PF	A	TO	BLK	STL	PTS	AVG
West Ga.	11/06/2024	*	25:28	6-13	.462	1-5	.200	2-2	1.000	1	3	4	4.0	1	0	0	3	1	15	15.0
North Florida	11/10/2024	*	30:49	6-12	.500	4-9	.444	1-2	.500	1	0	1	2.5	4	3	0	2	1	17	16.0
Texas Southern	11/12/2024	*	32:30	6-17	.353	3-11	.273	0-0	.000	2	5	7	4.0	2	3	2	2	1	15	15.7
Georgia	11/15/2024	*	19:27	1-6	.167	0-2	.000	0-0	.000	0	0	0	3.0	2	0	0	0	0	2	12.3
Cincinnati	11/23/2024	*	21:08	1-6	.167	1-4	.250	0-1	.000	0	1	1	2.6	2	0	1	0	1	3	10.4
Charleston So.	11/27/2024	*	13:49	2-3	.667	0-1	.000	0-0	.000	2	0	2	2.5	1	0	0	0	0	4	9.3
Totals		6	143:11	22-57	.386	9-32	.281	3-5	.600	6	9	15	2.5	12	6	3	7	4	56	9.3

## Player Averages

Games Played	Minutes/game	Points/game	FG Pct	3FG Pct	FT Pct	Rebounds/game	Assists/game	Turnovers/game	Assist/Turnover ratio	Steals/game	Blocks/game
6	23.9	9.3	38.6	28.1	60.0	2.5	1.0	0.5	2.0	0.7	1.2



2024-25 SEASON STATISTICS - INDIVIDUAL GAME-BY-GAME

#30 SQUARE, Ibrahim

Opponent	Date	GS	MIN	Total		3-Pointers		Free throws		Rebounds										
				FG-FGA	PCT	3FG-3FGA	PCT	FT-FTA	PCT	OFF	DEF	TOT	AVG	PF	A	TO	BLK	STL	PTS	AVG
West Ga.	11/06/2024		04:02	0-0	.000	0-0	.000	1-2	.500	0	3	3	3.0	0	0	0	0	0	1	1.0
Texas Southern	11/12/2024		06:48	0-0	.000	0-0	.000	0-0	.000	3	2	5	4.0	4	0	2	0	0	0	0.5
Georgia	11/15/2024		00:42	0-0	.000	0-0	.000	0-0	.000	0	0	0	2.7	2	0	0	0	0	0	0.3
Cincinnati	11/23/2024		03:24	1-1	1.000	0-0	.000	1-4	.250	1	0	1	2.3	0	0	0	0	0	3	1.0
Charleston So.	11/27/2024		17:01	2-4	.500	0-0	.000	2-4	.500	2	2	4	2.6	4	0	1	0	0	6	2.0
Central Ark.	11/30/2024		13:37	0-1	.000	0-1	.000	0-0	.000	1	2	3	2.7	2	0	0	0	0	0	1.7
at Oklahoma	12/03/2024		00:30	0-0	.000	0-0	.000	0-0	.000	0	0	0	2.3	0	0	0	0	0	0	1.4
at North Carolina	12/07/2024		03:25	0-0	.000	0-0	.000	0-0	.000	0	0	0	2.0	0	0	0	0	0	0	1.3
Duke	12/21/2024		13:55	2-2	1.000	0-0	.000	0-0	.000	0	4	4	2.2	2	0	1	1	1	4	1.6
Alabama A&M	12/28/2024		18:60	4-5	.800	0-0	.000	0-0	.000	3	3	6	2.6	3	0	0	2	0	8	2.2
Notre Dame	12/31/2024		13:44	1-2	.500	0-0	.000	0-0	.000	0	1	1	2.5	1	0	0	1	0	2	2.2
Boston College	01/04/2025		23:13	1-2	.500	0-0	.000	0-4	.000	0	6	6	2.8	3	1	1	4	0	2	2.2
at Syracuse	01/07/2025		16:42	0-1	.000	0-0	.000	0-0	.000	1	3	4	2.8	3	0	0	0	1	0	2.0
at SMU	01/11/2025		15:43	1-1	1.000	0-0	.000	0-0	.000	0	0	0	2.6	4	1	1	0	0	2	2.0
Clemson	01/14/2025	*	21:29	0-1	.000	0-0	.000	0-0	.000	2	4	6	2.9	4	0	0	1	0	0	1.9
at Florida St.	01/18/2025	*	27:15	1-1	1.000	0-0	.000	0-2	.000	1	1	2	2.8	4	0	2	0	0	2	1.9
Virginia Tech	01/22/2025	*	31:49	2-3	.667	0-0	.000	1-2	.500	1	4	5	2.9	1	1	1	1	0	5	2.1
at Notre Dame	01/28/2025	*	24:17	2-4	.500	0-0	.000	0-0	.000	2	3	5	3.1	3	0	1	3	1	4	2.2
Louisville	02/01/2025	*	24:30	2-2	1.000	0-0	.000	0-3	.000	1	4	5	3.2	3	1	0	0	0	4	2.3
at Clemson	02/04/2025	*	42:30	3-4	.750	0-0	.000	3-6	.500	7	5	12	3.6	3	0	1	0	1	9	2.6
at Virginia	02/08/2025	*	33:07	2-3	.667	0-0	.000	0-0	.000	0	2	2	3.5	4	0	0	0	1	4	2.7
Stanford	02/12/2025	*	27:26	2-4	.500	0-0	.000	0-0	.000	1	3	4	3.5	3	1	1	0	1	4	2.7
Totals		8	384:07	26-41	.634	0-1	.000	8-27	.296	26	52	78	3.5	53	5	12	13	6	60	2.7

Player Averages

Games Played	Minutes/ game	Points/ game	FG Pct	3FG Pct	FT Pct	Rebounds/ game	Assists/ game	Turnovers/ game	Assist/Turnover ratio	Steals/ game	Blocks/ game
22	17.5	2.7	63.4	0.0	29.6	3.5	0.2	0.5	0.4	0.3	0.6



2024-25 SEASON STATISTICS - INDIVIDUAL GAME-BY-GAME

#31 POWELL, Duncan

Opponent	Date	GS	MIN	Total		3-Pointers		Free throws		Rebounds											
				FG-FGA	PCT	3FG-3FGA	PCT	FT-FTA	PCT	OFF	DEF	TOT	AVG	PF	A	TO	BLK	STL	PTS	AVG	
West Ga.	11/06/2024		16:07	3-5	.600	1-3	.333	2-2	1.000	1	0	1	1.0	3	0	0	0	0	9	9.0	
North Florida	11/10/2024		12:26	2-10	.200	0-2	.000	0-3	.000	5	1	6	3.5	1	1	1	0	0	4	6.5	
Texas Southern	11/12/2024		09:13	1-3	.333	0-2	.000	2-2	1.000	0	2	2	3.0	1	0	0	0	0	4	5.7	
Cincinnati	11/23/2024		22:39	3-6	.500	0-1	.000	4-5	.800	1	2	3	3.0	1	0	0	0	1	10	6.8	
Charleston So.	11/27/2024		25:14	2-6	.333	0-3	.000	3-4	.750	2	6	8	4.0	1	1	1	1	0	7	6.8	
Central Ark.	11/30/2024		23:24	1-3	.333	1-2	.500	0-2	.000	2	7	9	4.8	0	2	2	0	1	3	6.2	
at Oklahoma	12/03/2024		30:45	4-9	.444	0-2	.000	3-4	.750	3	9	12	5.9	2	1	0	1	1	11	6.9	
at North Carolina	12/07/2024		21:03	1-4	.250	0-2	.000	1-2	.500	1	1	2	5.4	2	0	1	1	2	3	6.4	
vs Northwestern	12/15/2024		12:22	2-2	1.000	2-2	1.000	0-0	.000	0	5	5	5.3	0	2	2	0	0	6	6.3	
UMBC	12/18/2024		12:28	2-2	1.000	0-0	.000	0-1	.000	1	3	4	5.2	0	0	1	1	0	4	6.1	
Duke	12/21/2024		24:10	3-10	.300	1-3	.333	6-7	.857	2	3	5	5.2	0	0	0	0	2	13	6.7	
Alabama A&M	12/28/2024		23:29	2-2	1.000	1-1	1.000	1-2	.500	0	7	7	5.3	2	2	1	2	0	6	6.7	
Notre Dame	12/31/2024		27:07	6-13	.462	3-8	.375	6-8	.750	1	2	3	5.2	3	2	1	1	0	21	7.8	
Boston College	01/04/2025		24:46	4-5	.800	3-4	.750	0-0	.000	1	4	5	5.1	1	0	0	0	0	11	8.0	
at Syracuse	01/07/2025		20:10	1-4	.250	0-1	.000	0-2	.000	3	2	5	5.1	3	0	2	0	0	2	7.6	
at SMU	01/11/2025		33:27	5-10	.500	2-4	.500	1-4	.250	3	8	11	5.5	0	1	1	1	2	13	7.9	
Clemson	01/14/2025	*	34:33	3-12	.250	1-5	.200	2-2	1.000	2	5	7	5.6	5	0	1	0	0	9	8.0	
at Florida St.	01/18/2025		32:42	4-10	.400	1-5	.200	11-12	.917	3	3	6	5.6	4	2	2	0	1	20	8.7	
Virginia Tech	01/22/2025	*	40:00	7-11	.636	3-4	.750	6-9	.667	3	3	6	5.6	0	1	0	0	2	23	9.4	
at Notre Dame	01/28/2025		34:07	6-11	.545	3-7	.429	3-4	.750	1	2	3	5.5	1	0	5	1	1	18	9.9	
Louisville	02/01/2025		33:05	3-10	.300	1-5	.200	4-5	.800	0	3	3	5.4	3	2	0	0	2	11	9.9	
at Clemson	02/04/2025		48:39	8-19	.421	2-7	.286	1-5	.200	3	5	8	5.5	4	0	1	0	1	19	10.3	
at Virginia	02/08/2025	*	37:23	7-12	.583	3-6	.500	1-2	.500	1	2	3	5.4	1	1	1	1	2	18	10.7	
Stanford	02/12/2025	*	40:00	2-10	.200	2-7	.286	4-4	1.000	1	6	7	5.5	2	1	2	0	0	10	10.6	
Totals		4	639:19	82-189	.434	30-86	.349	61-91	.670	40	91	131	5.5	40	19	25	10	18	255	10.6	

Player Averages

Games Played	Minutes/ game	Points/ game	FG Pct	3FG Pct	FT Pct	Rebounds/ game	Assists/ game	Turnovers/ game	Assist/Turnover ratio	Steals/ game	Blocks/ game
24	26.6	10.6	43.4	34.9	67.0	5.5	0.8	1.0	0.8	0.8	0.4



2024-25 SEASON STATISTICS - INDIVIDUAL GAME-BY-GAME

#33 SAN MIGUEL, Marcos

Opponent	Date	GS	MIN	Total		3-Pointers		Free throws		Rebounds				PF	A	TO	BLK	STL	PTS	AVG
				FG-FGA	PCT	3FG-3FGA	PCT	FT-FTA	PCT	OFF	DEF	TOT	AVG							
Alabama A&M	12/28/2024		03:26	2-5	.400	0-0	.000	0-0	.000	0	0	0	0.0	0	0	1	0	0	4	4.0
at Virginia	02/08/2025		01:04	0-0	.000	0-0	.000	0-0	.000	0	0	0	0.0	0	0	0	0	0	0	2.0
Totals		0	04:30	2-5	.400	0-0	.000	0-0	.000	0	0	0	0.0	0	0	1	0	0	4	2.0

Player Averages

Games Played	Minutes/ game	Points/ game	FG Pct	3FG Pct	FT Pct	Rebounds/ game	Assists/ game	Turnovers/ game	Assist/Turnover ratio	Steals/ game	Blocks/ game
2	2.3	2.0	40.0	0.0	0.0	0.0	0.0	0.5	0.0	0.0	0.0

#35 NICHOLS, Emmer

Opponent	Date	GS	MIN	Total		3-Pointers		Free throws		Rebounds				PF	A	TO	BLK	STL	PTS	AVG
				FG-FGA	PCT	3FG-3FGA	PCT	FT-FTA	PCT	OFF	DEF	TOT	AVG							
Cincinnati	11/23/2024		00:53	0-0	.000	0-0	.000	0-0	.000	0	0	0	0.0	0	0	0	0	0	0	0.0
Alabama A&M	12/28/2024		03:26	1-2	.500	0-0	.000	0-0	.000	1	1	2	1.0	0	0	1	1	0	2	1.0
at Virginia	02/08/2025		01:04	0-0	.000	0-0	.000	0-0	.000	0	0	0	0.7	0	0	1	0	0	0	0.7
Totals		0	05:23	1-2	.500	0-0	.000	0-0	.000	1	1	2	0.7	0	0	2	1	0	2	0.7

Player Averages

Games Played	Minutes/ game	Points/ game	FG Pct	3FG Pct	FT Pct	Rebounds/ game	Assists/ game	Turnovers/ game	Assist/Turnover ratio	Steals/ game	Blocks/ game
3	1.8	0.7	50.0	0.0	0.0	0.7	0.0	0.7	0.0	0.0	0.3

#45 ONWUCHEKWA, Doryan

Opponent	Date	GS	MIN	Total		3-Pointers		Free throws		Rebounds				PF	A	TO	BLK	STL	PTS	AVG
				FG-FGA	PCT	3FG-3FGA	PCT	FT-FTA	PCT	OFF	DEF	TOT	AVG							
West Ga.	11/06/2024		11:01	2-5	.400	0-2	.000	0-0	.000	3	4	7	7.0	3	0	0	0	0	4	4.0
North Florida	11/10/2024		06:30	2-5	.400	0-0	.000	0-0	.000	1	0	1	4.0	0	0	0	0	0	4	4.0
Texas Southern	11/12/2024	*	27:03	0-2	.000	0-2	.000	0-3	.000	2	7	9	5.7	4	1	0	2	0	0	2.7
Georgia	11/15/2024	*	24:54	3-5	.600	1-2	.500	0-3	.000	4	7	11	7.0	3	2	2	0	1	7	3.8
Cincinnati	11/23/2024	*	20:34	3-7	.429	0-2	.000	0-0	.000	2	2	4	6.4	5	1	0	0	1	6	4.2
Charleston So.	11/27/2024	*	21:27	2-8	.250	1-3	.333	1-2	.500	1	1	2	5.7	5	2	0	0	0	6	4.5
Central Ark.	11/30/2024	*	19:20	2-4	.500	0-1	.000	0-0	.000	2	4	6	5.7	1	1	1	0	0	4	4.4
at Oklahoma	12/03/2024	*	24:21	0-3	.000	0-3	.000	1-2	.500	2	3	5	5.6	4	0	1	3	2	1	4.0
at North Carolina	12/07/2024	*	18:43	1-5	.200	1-2	.500	0-0	.000	1	3	4	5.4	4	1	0	1	0	3	3.9
vs Northwestern	12/15/2024	*	07:53	0-1	.000	0-1	.000	0-0	.000	0	0	0	4.9	3	0	0	0	0	0	3.5
Totals		8	181:46	15-45	.333	3-18	.167	2-10	.200	18	31	49	4.9	32	8	4	6	4	35	3.5

Player Averages

Games Played	Minutes/ game	Points/ game	FG Pct	3FG Pct	FT Pct	Rebounds/ game	Assists/ game	Turnovers/ game	Assist/Turnover ratio	Steals/ game	Blocks/ game
10	18.2	3.5	33.3	16.7	20.0	4.9	0.8	0.4	2.0	0.4	0.6

GAME NOTES



# 2024-25 TEAM HIGHS & LOWS

Georgia Tech - Game Highs

POINTS	93	North Florida (11/10/2024)
	92	Alabama A&M (12/28/2024)
	91	UMBC (12/18/2024)
	91	Charleston So. (11/27/2024)
	89	at Clemson (02/04/2025)
FIELD GOALS MADE	38	Charleston So. (11/27/2024)
	37	North Florida (11/10/2024)
FIELD GOAL ATTEMPTS	83	at Clemson (02/04/2025)
	79	North Florida (11/10/2024)
FIELD GOAL PERCENTAGE	.585 (31-53)	Boston College (01/04/2025)
	.566 (30-53)	Notre Dame (12/31/2024)
3 PT FG MADE	13	Central Ark. (11/30/2024)
	13	North Florida (11/10/2024)
3 PT FG ATTEMPTS	36	Texas Southern (11/12/2024)
	32	Central Ark. (11/30/2024)
3 PT FG PERCENTAGE	.500 (8-16)	UMBC (12/18/2024)
	.476 (10-21)	Alabama A&M (12/28/2024)
FREE THROWS MADE	26	Texas Southern (11/12/2024)
	19	UMBC (12/18/2024)
FREE THROW ATTEMPTS	34	Texas Southern (11/12/2024)
	29	UMBC (12/18/2024)
FREE THROW PERCENTAGE	.895 (17-19)	Stanford (02/12/2025)
	.818 (9-11)	at Notre Dame (01/28/2025)
REBOUNDS	56	at Clemson (02/04/2025)
	49	Texas Southern (11/12/2024)
	49	West Ga. (11/06/2024)
ASSISTS	27	Alabama A&M (12/28/2024)
	24	UMBC (12/18/2024)
STEALS	13	Alabama A&M (12/28/2024)
	12	at Syracuse (01/07/2025)
BLOCKED SHOTS	8	Alabama A&M (12/28/2024)
	6	at Notre Dame (01/28/2025)
	6	West Ga. (11/06/2024)
TURNOVERS	22	at SMU (01/11/2025)
	19	Alabama A&M (12/28/2024)
FOULS	28	Georgia (11/15/2024)
	26	Charleston So. (11/27/2024)

Opponent - Game Highs

POINTS	105	North Florida (11/10/2024)
	93	at SMU (01/11/2025)
	91	at Florida St. (01/18/2025)
	86	at Clemson (02/04/2025)
	82	Duke (12/21/2024)
	82	UMBC (12/18/2024)
FIELD GOALS MADE	37	North Florida (11/10/2024)
	35	at Florida St. (01/18/2025)
	35	at SMU (01/11/2025)
FIELD GOAL ATTEMPTS	77	at Clemson (02/04/2025)
	72	Alabama A&M (12/28/2024)
FIELD GOAL PERCENTAGE	.564 (31-55)	Duke (12/21/2024)
	.536 (37-69)	North Florida (11/10/2024)
3 PT FG MADE	14	at SMU (01/11/2025)
	14	Central Ark. (11/30/2024)
3 PT FG ATTEMPTS	37	at Clemson (02/04/2025)
	33	Alabama A&M (12/28/2024)
3 PT FG PERCENTAGE	.500 (14-28)	at SMU (01/11/2025)
	.438 (14-32)	Central Ark. (11/30/2024)
FREE THROWS MADE	26	at Oklahoma (12/03/2024)
	25	Charleston So. (11/27/2024)
FREE THROW ATTEMPTS	35	Charleston So. (11/27/2024)
	31	Georgia (11/15/2024)
FREE THROW PERCENTAGE	1.000 (7-7)	Stanford (02/12/2025)
	.900 (9-10)	Virginia Tech (01/22/2025)
REBOUNDS	48	at Syracuse (01/07/2025)
	48	at North Carolina (12/07/2024)
ASSISTS	25	at SMU (01/11/2025)
	21	at Virginia (02/08/2025)
STEALS	15	at SMU (01/11/2025)
	11	Alabama A&M (12/28/2024)
	11	at North Carolina (12/07/2024)
BLOCKED SHOTS	8	at Clemson (02/04/2025)
	7	Stanford (02/12/2025)
TURNOVERS	19	Alabama A&M (12/28/2024)
	18	at Syracuse (01/07/2025)
	18	at North Carolina (12/07/2024)
FOULS	24	Georgia (11/15/2024)
	24	Texas Southern (11/12/2024)

Georgia Tech - Game Lows

POINTS	55	at Syracuse (01/07/2025)
	56	Duke (12/21/2024)
	58	Cincinnati (11/23/2024)
	59	Clemson (01/14/2025)
	60	Stanford (02/12/2025)
	60	vs Northwestern (N) (12/15/2024)
FIELD GOALS MADE	19	Stanford (02/12/2025)
	19	Clemson (01/14/2025)
FIELD GOAL ATTEMPTS	49	Stanford (02/12/2025)
	51	Virginia Tech (01/22/2025)
FIELD GOAL PERCENTAGE	.313 (20-64)	at North Carolina (12/07/2024)
	.352 (19-54)	Clemson (01/14/2025)
3 PT FG MADE	3	Charleston So. (11/27/2024)
	4	at Syracuse (01/07/2025)
3 PT FG ATTEMPTS	11	Charleston So. (11/27/2024)
	15	Stanford (02/12/2025)
3 PT FG PERCENTAGE	.190 (4-21)	at Syracuse (01/07/2025)
	.250 (7-28)	at Clemson (02/04/2025)
	.250 (5-20)	Cincinnati (11/23/2024)
FREE THROWS MADE	3	at Syracuse (01/07/2025)
	5	at Virginia (02/08/2025)
FREE THROW ATTEMPTS	9	at Virginia (02/08/2025)
	10	Duke (12/21/2024)
FREE THROW PERCENTAGE	.273 (3-11)	at Syracuse (01/07/2025)
	.480 (12-25)	at Clemson (02/04/2025)
REBOUNDS	24	at Virginia (02/08/2025)
	25	Duke (12/21/2024)
ASSISTS	8	at Syracuse (01/07/2025)
	8	Cincinnati (11/23/2024)
STEALS	1	vs Northwestern (N) (12/15/2024)
	2	Stanford (02/12/2025)
	2	at SMU (01/11/2025)
BLOCKED SHOTS	1	Louisville (02/01/2025)
	1	at Florida St. (01/18/2025)
	1	Central Ark. (11/30/2024)
	1	Charleston So. (11/27/2024)
	1	Cincinnati (11/23/2024)
TURNOVERS	5	Central Ark. (11/30/2024)
	7	Charleston So. (11/27/2024)
FOULS	6	Virginia Tech (01/22/2025)
	7	at Virginia (02/08/2025)

Opponent - Game Lows

POINTS	49	Alabama A&M (12/28/2024)
	52	Stanford (02/12/2025)
	62	at Syracuse (01/07/2025)
	62	Texas Southern (11/12/2024)
	62	West Ga. (11/06/2024)
FIELD GOALS MADE	15	Alabama A&M (12/28/2024)
	17	Charleston So. (11/27/2024)
FIELD GOAL ATTEMPTS	52	Clemson (01/14/2025)
	52	at Oklahoma (12/03/2024)
FIELD GOAL PERCENTAGE	.208 (15-72)	Alabama A&M (12/28/2024)
	.303 (20-66)	Stanford (02/12/2025)
3 PT FG MADE	3	Georgia (11/15/2024)
	4	at Syracuse (01/07/2025)
3 PT FG ATTEMPTS	14	Texas Southern (11/12/2024)
	15	Boston College (01/04/2025)
	15	West Ga. (11/06/2024)
3 PT FG PERCENTAGE	.167 (3-18)	Georgia (11/15/2024)
	.185 (5-27)	Stanford (02/12/2025)
FREE THROWS MADE	4	at Virginia (02/08/2025)
	6	at Syracuse (01/07/2025)
FREE THROW ATTEMPTS	5	at Virginia (02/08/2025)
	7	Stanford (02/12/2025)
FREE THROW PERCENTAGE	.545 (12-22)	Texas Southern (11/12/2024)
	.556 (10-18)	West Ga. (11/06/2024)
REBOUNDS	25	West Ga. (11/06/2024)
	26	UMBC (12/18/2024)
ASSISTS	7	at Oklahoma (12/03/2024)
	10	at Notre Dame (01/28/2025)
	10	at North Carolina (12/07/2024)
	10	Georgia (11/15/2024)
	10	West Ga. (11/06/2024)
STEALS	3	Boston College (01/04/2025)
	3	Notre Dame (12/31/2024)
	3	Central Ark. (11/30/2024)
	3	North Florida (11/10/2024)
BLOCKED SHOTS	0	at Notre Dame (01/28/2025)
	0	Virginia Tech (01/22/2025)
	0	UMBC (12/18/2024)
TURNOVERS	6	vs Northwestern (N) (12/15/2024)
	7	Stanford (02/12/2025)
	7	at Oklahoma (12/03/2024)
FOULS	12	at Syracuse (01/07/2025)
	13	at Virginia (02/08/2025)
	13	at Notre Dame (01/28/2025)
	13	Duke (12/21/2024)
	13	Central Ark. (11/30/2024)



2024-25 INDIVIDUAL HIGHS

Georgia Tech - Individual Game Highs

POINTS	28	Nathan George at Clemson (02/04/2025)
	25	Lance Terry vs Central Ark. (11/30/2024)
	23	Lance Terry vs Louisville (02/01/2025)
	23	Duncan Powell vs Virginia Tech (01/22/2025)
FIELD GOALS MADE	23	Lance Terry at Florida St. (01/18/2025)
	12	Nathan George at Clemson (02/04/2025)
	9	Lance Terry vs Louisville (02/01/2025)
	9	Nathan George at Notre Dame (01/28/2025)
FIELD GOAL ATTEMPTS	9	Lance Terry at Florida St. (01/18/2025)
	9	Baye Ndongo vs North Florida (11/10/2024)
	26	Nathan George at Clemson (02/04/2025)
	21	Lance Terry at Clemson (02/04/2025)
FIELD GOAL PERCENTAGE (min 5 made)	833	(5-6) Lance Terry vs Notre Dame (12/31/2024)
	818	(9-11) Nathan George at Notre Dame (01/28/2025)
3 PT FG MADE	5	Nathan George at Virginia (02/08/2025)
	5	Javian McCollum at SMU (01/11/2025)
	5	Lance Terry vs Alabama A&M (12/28/2024)
	5	Lance Terry at North Carolina (12/07/2024)
3 PT FG ATTEMPTS	5	Lance Terry vs Central Ark. (11/30/2024)
	13	Lance Terry at North Carolina (12/07/2024)
	11	Javian McCollum at Florida St. (01/18/2025)
	11	Kowacie Reeves Jr. vs Texas Southern (11/12/2024)
3 PT FG PERCENTAGE (min 2 made)	1,000	(2-2) Luke O'Brien vs UMBG (12/18/2024)
	1,000	(2-2) Duncan Powell vs Northwestern (N) (12/15/2024)
FREE THROWS MADE	11	Duncan Powell at Florida St. (01/18/2025)
	8	Baye Ndongo vs Texas Southern (11/12/2024)
FREE THROW ATTEMPTS	12	Duncan Powell at Florida St. (01/18/2025)
	10	Baye Ndongo at Clemson (02/04/2025)
	10	Baye Ndongo at North Carolina (12/07/2024)
	10	Baye Ndongo vs Texas Southern (11/12/2024)
FREE THROW PERCENTAGE (min 3 made)	1,000	(6-6) Javian McCollum vs Boston College (01/04/2025)
	1,000	(6-6) Nathan George vs UMBG (12/18/2024)
	1,000	(6-6) Baye Ndongo vs Georgia (11/15/2024)
	1,000	(5-5) Nathan George vs Stanford (02/12/2025)
	1,000	(5-5) Javian McCollum vs Notre Dame (12/31/2024)
	1,000	(5-5) Javian McCollum vs Alabama A&M (12/28/2024)
	1,000	(4-4) Duncan Powell vs Stanford (02/12/2025)
	1,000	(4-4) Nathan George vs Louisville (02/01/2025)
	1,000	(4-4) Javian McCollum vs Clemson (01/14/2025)
	1,000	(4-4) Jaeden Mustaf vs Alabama A&M (12/28/2024)
	1,000	(4-4) Luke O'Brien vs Northwestern (N) (12/15/2024)
	1,000	(4-4) Jaeden Mustaf vs Northwestern (N) (12/15/2024)
	1,000	(4-4) Lance Terry vs Central Ark. (11/30/2024)
	1,000	(4-4) Jaeden Mustaf vs Charleston So. (11/27/2024)
	1,000	(4-4) Lance Terry vs Georgia (11/15/2024)
	1,000	(3-3) Baye Ndongo vs Stanford (02/12/2025)
REBOUNDS	16	Baye Ndongo vs Stanford (02/12/2025)
	13	Baye Ndongo at Clemson (02/04/2025)
ASSISTS	11	Nathan George vs Central Ark. (11/30/2024)
	10	Nathan George at SMU (01/11/2025)
	10	Nathan George vs Boston College (01/04/2025)
STEALS	5	Baye Ndongo vs Virginia Tech (01/22/2025)
	5	Jaeden Mustaf vs Alabama A&M (12/28/2024)
	5	Lance Terry vs Charleston So. (11/27/2024)
	5	

Georgia Tech - Individual Game Highs

BLOCKED SHOTS	4	Ibrahim Souare vs Boston College (01/04/2025)
	3	Baye Ndongo vs Stanford (02/12/2025)
	3	Ibrahim Souare at Notre Dame (01/28/2025)
	3	Doryan Onwuchekwa at Oklahoma (12/03/2024)
	3	Kowacie Reeves Jr. vs West Ga. (11/06/2024)
	3	Baye Ndongo vs West Ga. (11/06/2024)
TURNOVERS	8	Nathan George at Clemson (02/04/2025)
	7	Nathan George at SMU (01/11/2025)
FOULS	5	Baye Ndongo vs Louisville (02/01/2025)
	5	Baye Ndongo at Notre Dame (01/28/2025)
	5	Baye Ndongo at Florida St. (01/18/2025)
	5	Duncan Powell vs Clemson (01/14/2025)
	5	Jaeden Mustaf at SMU (01/11/2025)
	5	Baye Ndongo vs Notre Dame (12/31/2024)
	5	Baye Ndongo at Oklahoma (12/03/2024)
	5	Doryan Onwuchekwa vs Charleston So. (11/27/2024)
	5	Doryan Onwuchekwa vs Cincinnati (11/23/2024)
	5	Luke O'Brien vs Georgia (11/15/2024)
	5	Javian McCollum vs Georgia (11/15/2024)
	5	

Opponent - Individual Game Highs

POINTS	28	Chase Hunter at Clemson (02/04/2025)
	27	Tae Davis vs Notre Dame (12/31/2024)
	26	Markus Burton at Notre Dame (01/28/2025)
	23	Ian Schieffelin at Clemson (02/04/2025)
FIELD GOALS MADE	22	Terrence Edwards Jr. vs Louisville (02/01/2025)
	22	Josh Harris vs North Florida (11/10/2024)
	9	Chase Hunter at Clemson (02/04/2025)
	9	Markus Burton at Notre Dame (01/28/2025)
FIELD GOAL ATTEMPTS	9	JJ Starling at Syracuse (01/07/2025)
	9	Tae Davis vs Notre Dame (12/31/2024)
	24	Chase Hunter at Clemson (02/04/2025)
	18	Brooks Barnhizer vs Northwestern (N) (12/15/2024)
FIELD GOAL PERCENTAGE (min 5 made)	1,000	(5-5) Khaman Maluach vs Duke (12/21/2024)
	.833	(5-6) Seth Trimble at North Carolina (12/07/2024)
3 PT FG MADE	5	Louie Jordan vs UMBG (12/18/2024)
	5	Layne Taylor vs Central Ark. (11/30/2024)
3 PT FG ATTEMPTS	13	Layne Taylor vs Central Ark. (11/30/2024)
	12	Chase Hunter at Clemson (02/04/2025)
3 PT FG PERCENTAGE (min 2 made)	1,000	(3-3) Yohan Traore at SMU (01/11/2025)
	1,000	(2-2) Rodney Brown Jr. vs Virginia Tech (01/22/2025)
	1,000	(2-2) B.J. Edwards at SMU (01/11/2025)
	1,000	(2-2) Tyler Betsey vs Cincinnati (11/23/2024)
FREE THROWS MADE	10	Jeremiah Fears at Oklahoma (12/03/2024)
	9	Ian Schieffelin at Clemson (01/04/2025)
	9	Tae Davis vs Notre Dame (12/31/2024)
	9	Jalon Moore at Oklahoma (12/03/2024)
FREE THROW ATTEMPTS	12	Taje' Kelly vs Charleston So. (11/27/2024)
	11	Jeremiah Fears at Oklahoma (12/03/2024)
FREE THROW PERCENTAGE (min 3 made)	1,000	(6-6) Chase Hunter at Clemson (02/04/2025)
	1,000	(6-6) Chase Hunter vs Clemson (01/04/2025)
	1,000	(5-5) Layne Taylor vs Central Ark. (11/30/2024)
	1,000	(5-5) Silas Demary Jr. vs Georgia (11/15/2024)
	1,000	(4-4) Jaylen Blakes vs Stanford (02/12/2025)
	1,000	(4-4) Markus Burton at Notre Dame (01/28/2025)
	1,000	(4-4) Mylyjael Poteat vs Virginia Tech (01/22/2025)
	1,000	(4-4) Jaeden Zackery vs Clemson (01/14/2025)
	1,000	(4-4) Jalen Leach vs Northwestern (N) (12/15/2024)
	1,000	(4-4) Ian Jackson at North Carolina (12/07/2024)
	1,000	(4-4) Aziz Bandaogo vs Cincinnati (11/23/2024)
	1,000	(3-3) Donavin Young vs Stanford (02/12/2025)
REBOUNDS	12	Eddie Lampkin at Syracuse (01/07/2025)
	11	Blake Buchanan at Virginia (02/08/2025)
	11	James Scott vs Louisville (02/01/2025)
	11	Malique Ewin at Florida St. (01/18/2025)
	11	Jalon Moore at Oklahoma (12/03/2024)
	11	Dillon Mitchell vs Cincinnati (11/23/2024)
ASSISTS	11	Jasai Miles vs North Florida (11/10/2024)
	9	Andrew Rohde at Virginia (02/08/2025)
	9	Boopie Miller at SMU (01/11/2025)
	9	
STEALS	6	B.J. Edwards at SMU (01/11/2025)
	5	Chase Hunter at Clemson (02/04/2025)
BLOCKED SHOTS	3	Ian Schieffelin at Clemson (02/04/2025)
	3	Brooks Barnhizer vs Northwestern (N) (12/15/2024)
	3	RJ Godfrey vs Georgia (11/15/2024)
	3	Michael Poteat vs West Ga. (11/06/2024)

Opponent - Individual Game Highs

TURNOVERS	7	Elliot Cadeau at North Carolina (12/07/2024)
	6	Chase Hunter at Clemson (02/04/2025)
	5	Viktor Lakhin at Clemson (02/04/2025)
	5	Dillon Hunter at Clemson (02/04/2025)
FOULS	5	J'Vonne Hadley vs Louisville (02/01/2025)
	5	Ven-Allen Lubin at North Carolina (12/07/2024)
	5	Taje' Kelly vs Charleston So. (11/27/2024)
	5	Arrinten Page vs Cincinnati (11/23/2024)
	5	Duane Posey vs Texas Southern (11/12/2024)
	5	Jasai Miles vs North Florida (11/10/2024)
	5	
	5	



CAREER SUMMARIES

GEORGE, Naithan

				Field Goals		3-Point		F-Throws		Rebounds									Scoring	
SEASON	TEAM	GP-GS	MIN/AVG	FG-FGA	FG%	3FG-3FGA	3FG%	FT-FTA	FT%	OFF	DEF	TOT	AVG	PF-FO	A	TO	BLK	STL	PTS	AVG
2023-24	GaTech	29-28	863/29.8	102-242	.421	32-102	.314	49-71	.690	12	57	69	2.4	47-0	135	60	3	10	285	9.8
2024-25	GaTech	25-25	867/34.7	114-278	.410	42-127	.331	43-54	.796	9	90	99	4.0	39-0	156	66	11	22	313	12.5
TOTAL		54-53	1730/32.0	216-520	.415	74-229	.323	92-125	.736	21	147	168	3.1	86-0	291	126	14	32	598	11.1

Single Game Highs

Statistic	Value	
Points	28	at Clemson 02/04/25
Rebounds	8	at North Carolina 12/07/24
Assists	11	vs Notre Dame 01/09/24, vs Central Ark. 11/30/24
Steals	3	vs Virginia Tech 01/22/25, at Notre Dame 01/28/25
Blocks	2	at Notre Dame 01/28/25, at Syracuse 01/07/25
FG Made	12	at Clemson 02/04/25
FG Attempts	26	at Clemson 02/04/25
3FG Made	5	vs Notre Dame 03/12/24, at Virginia 02/08/25
3FG Attempts	10	vs Central Ark. 11/30/24, at Clemson 02/04/25
FT Made	8	vs North Carolina 01/30/24
FT Attempts	10	vs North Carolina 01/30/24

MCCOLLUM, Javian

				Field Goals		3-Point		F-Throws		Rebounds									Scoring	
SEASON	TEAM	GP-GS	MIN/AVG	FG-FGA	FG%	3FG-3FGA	3FG%	FT-FTA	FT%	OFF	DEF	TOT	AVG	PF-FO	A	TO	BLK	STL	PTS	AVG
2021-22	Siena	24-2	436/18.2	53-110	.482	23-54	.426	32-38	.842	2	19	21	0.9	31-0	43	29	2	9	161	6.7
2022-23	Siena	27-25	832/30.8	136-316	.430	52-146	.356	105-118	.890	11	47	58	2.1	49-0	106	84	8	30	429	15.9
2023-24	OK	30-30	932/31.1	132-327	.404	54-172	.314	82-87	.943	4	73	77	2.6	45-1	101	61	2	25	400	13.3
2024-25	GaTech	19-11	534/28.1	77-177	.435	33-91	.363	45-52	.865	3	48	51	2.7	27-1	65	35	2	25	232	12.2
TOTAL FOR GaTech		19-11	534/28.1	77-177	.435	33-91	.363	45-52	.865	3	48	51	2.7	27-1	65	35	2	25	232	12.2
TOTAL		100-68	2734/27.3	398-930	.428	162-463	.350	264-295	.895	20	187	207	2.1	152-2	315	209	14	89	1222	12.2

Single Game Highs

Statistic	Value	
Points	30	vs Manhattan 03/02/23
Rebounds	7	vs Providence 12/05/23
Assists	9	vs Niagara 03/09/23
Steals	4	vs West Ga. 11/06/24, vs Louisville 02/01/25
Blocks	2	vs Seton Hall 11/27/22
FG Made	10	vs Manhattan 03/02/23
FG Attempts	22	vs Niagara 03/09/23
3FG Made	5	4 times
3FG Attempts	11	vs Niagara 03/09/23, at Florida St. 01/18/25
FT Made	10	at Mount St. Mary's 02/10/23
FT Attempts	12	at Niagara 01/13/23



CAREER SUMMARIES

MUSTAF, Jaeden

				Field Goals		3-Point		F-Throws		Rebounds									Scoring	
SEASON	TEAM	GP-GS	MIN/AVG	FG-FGA	FG%	3FG-3FGA	3FG%	FT-FTA	FT%	OFF	DEF	TOT	AVG	PF-FO	A	TO	BLK	STL	PTS	AVG
2024-25	GaTech	17-7	402/23.6	52-125	.416	7-19	.368	41-59	.695	16	37	53	3.1	43-1	27	24	1	15	152	8.9
TOTAL		17-7	402/23.6	52-125	.416	7-19	.368	41-59	.695	16	37	53	3.1	43-1	27	24	1	15	152	8.9

Single Game Highs

Statistic	Value	
Points	18	vs Central Ark. 11/30/24
Rebounds	7	vs Alabama A&M 12/28/24
Assists	6	vs Alabama A&M 12/28/24
Steals	5	vs Alabama A&M 12/28/24
Blocks	1	at SMU 01/11/25
FG Made	7	vs UMBC 12/18/24
FG Attempts	14	vs Charleston So. 11/27/24, vs UMBC 12/18/24
3FG Made	1	7 times
3FG Attempts	3	vs Northwestern 12/15/24, vs UMBC 12/18/24, vs Clemson 01/14/25
FT Made	7	vs Central Ark. 11/30/24
FT Attempts	8	vs Central Ark. 11/30/24, at Oklahoma 12/03/24

MUTOMBO, Ryan

				Field Goals		3-Point		F-Throws		Rebounds										Scoring	
SEASON	TEAM	GP-GS	MIN/AVG	FG-FGA	FG%	3FG-3FGA	3FG%	FT-FTA	FT%	OFF	DEF	TOT	AVG	PF-FO	A	TO	BLK	STL	PTS	AVG	
2021-22	GTown	27-1	317/11.7	56-113	.496	1-4	.250	24-33	.727	43	39	82	3.0	36-0	3	13	23	6	137	5.1	
2022-23	GTown	12-0	64/5.3	12-16	.750	0-0	.000	6-8	.750	9	14	23	1.9	9-0	0	3	4	3	30	2.5	
2023-24	GTown	15-0	55/3.7	3-8	.375	0-0	.000	5-9	.556	8	10	18	1.2	4-0	0	1	1	1	11	0.7	
2024-25	GaTech	13-7	143/11.0	15-33	.455	0-0	.000	2-5	.400	14	24	38	2.9	9-0	3	5	8	1	32	2.5	
TOTAL FOR GaTech		13-7	143/11.0	15-33	.455	0-0	.000	2-5	.400	14	24	38	2.9	9-0	3	5	8	1	32	2.5	
TOTAL		67-8	579/8.6	86-170	.506	1-4	.250	37-55	.673	74	87	161	2.4	58-0	6	22	36	11	210	3.1	

Single Game Highs

Statistic	Value	
Points	15	vs UMBC 12/08/21
Rebounds	11	vs UMBC 12/08/21
Assists	2	vs Butler 01/13/22
Steals	2	vs Creighton 02/12/22, vs Providence 02/26/23
Blocks	4	vs UMBC 12/08/21
FG Made	7	vs UMBC 12/08/21
FG Attempts	15	vs UMBC 12/08/21
3FG Made	1	vs Saint Joseph's 11/26/21
3FG Attempts	1	4 times
FT Made	5	at St. John's (NY) 01/16/22
FT Attempts	5	at St. John's (NY) 01/16/22

GAME NOTES

CAREER SUMMARIES

NDONGO, Baye

				Field Goals		3-Point		F-Throws		Rebounds									Scoring	
SEASON	TEAM	GP-GS	MIN/AVG	FG-FGA	FG%	3FG-3FGA	3FG%	FT-FTA	FT%	OFF	DEF	TOT	AVG	PF-FO	A	TO	BLK	STL	PTS	AVG
2023-24	GaTech	29-29	805/27.8	148-265	.558	4-12	.333	59-88	.670	74	164	238	8.2	81-5	28	74	32	22	359	12.4
2024-25	GaTech	25-25	717/28.7	118-228	.518	4-13	.308	63-103	.612	61	141	202	8.1	83-5	37	62	21	28	303	12.1
TOTAL		54-54	1522/28.2	266-493	.540	8-25	.320	122-191	.639	135	305	440	8.1	164-10	65	136	53	50	662	12.3

Single Game Highs

Statistic	Value	
Points	22	at Hawaii 12/22/23, vs Notre Dame 03/12/24
Rebounds	19	vs Penn St. 12/16/23
Assists	4	5 times
Steals	5	vs Virginia Tech 01/22/25
Blocks	4	vs Duke 12/02/23
FG Made	10	at Hawaii 12/22/23
FG Attempts	18	vs North Florida 11/10/24
3FG Made	1	8 times
3FG Attempts	2	5 times
FT Made	8	vs Texas Southern 11/12/24
FT Attempts	10	at Clemson 02/04/25, at North Carolina 12/07/24, vs Texas Southern 11/12/24

NICHOLS, Emmer

				Field Goals		3-Point		F-Throws		Rebounds									Scoring	
SEASON	TEAM	GP-GS	MIN/AVG	FG-FGA	FG%	3FG-3FGA	3FG%	FT-FTA	FT%	OFF	DEF	TOT	AVG	PF-FO	A	TO	BLK	STL	PTS	AVG
2023-24	GaTech	2-0	4/2.0	0-0	.000	0-0	.000	0-0	.000	1	3	4	2.0	0-0	0	0	0	0	0	0.0
2024-25	GaTech	3-0	5/1.8	1-2	.500	0-0	.000	0-0	.000	1	1	2	0.7	0-0	0	2	1	0	2	0.7
TOTAL		5-0	9/1.9	1-2	.500	0-0	.000	0-0	.000	2	4	6	1.2	0-0	0	2	1	0	2	0.4

Single Game Highs

Statistic	Value	
Points	2	vs Alabama A&M 12/28/24
Rebounds	3	vs Alabama A&M 12/09/23
Blocks	1	vs Alabama A&M 12/28/24
FG Made	1	vs Alabama A&M 12/28/24
FG Attempts	2	vs Alabama A&M 12/28/24



CAREER SUMMARIES

O'BRIEN, Luke

				Field Goals		3-Point		F-Throws		Rebounds										Scoring	
SEASON	TEAM	GP-GS	MIN/AVG	FG-FGA	FG%	3FG-3FGA	3FG%	FT-FTA	FT%	OFF	DEF	TOT	AVG	PF-FO	A	TO	BLK	STL		PTS	AVG
2020-21	CU	10-0	46/4.6	6-14	.429	2-7	.286	1-4	.250	3	4	7	0.7	4-0	2	0	0	1		15	1.5
2021-22	CU	33-0	466/14.1	33-75	.440	12-26	.462	9-17	.529	30	61	91	2.8	45-0	25	19	3	13		87	2.6
2022-23	CU	33-10	750/22.7	76-179	.425	23-79	.291	28-40	.700	56	129	185	5.6	72-1	34	28	16	22		203	6.2
2023-24	CU	35-19	827/23.6	88-193	.456	32-85	.376	25-38	.658	37	96	133	3.8	76-2	44	24	14	25		233	6.7
2024-25	GaTech	10-6	211/21.1	24-51	.471	9-28	.321	7-9	.778	12	32	44	4.4	23-1	6	8	2	2		64	6.4
TOTAL FOR GaTech		10-6	211/21.1	24-51	.471	9-28	.321	7-9	.778	12	32	44	4.4	23-1	6	8	2	2		64	6.4
TOTAL		121-35	2301/19.0	227-512	.443	78-225	.347	70-108	.648	138	322	460	3.8	220-4	111	79	35	63		602	5.0

Single Game Highs

Statistic	Value	
Points	18	vs Utah Tech 12/21/23
Rebounds	14	vs Seton Hall 03/14/23
Assists	4	6 times
Steals	4	vs Maine 11/15/21
Blocks	3	vs Utah Valley 03/19/23
FG Made	8	vs Utah Tech 12/21/23
FG Attempts	14	vs Northern Colo. 12/15/23
3FG Made	4	vs Northern Colo. 12/15/23
3FG Attempts	8	vs Northern Colo. 12/15/23
FT Made	4	vs California 02/02/23, vs Northwestern 12/15/24
FT Attempts	6	vs UCLA 02/26/23

ONWUCHEKWA, Doryan

				Field Goals		3-Point		F-Throws		Rebounds										Scoring	
SEASON	TEAM	GP-GS	MIN/AVG	FG-FGA	FG%	3FG-3FGA	3FG%	FT-FTA	FT%	OFF	DEF	TOT	AVG	PF-FO	A	TO	BLK	STL		PTS	AVG
2024-25	GaTech	10-8	182/18.2	15-45	.333	3-18	.167	2-10	.200	18	31	49	4.9	32-2	8	4	6	4		35	3.5
TOTAL		10-8	182/18.2	15-45	.333	3-18	.167	2-10	.200	18	31	49	4.9	32-2	8	4	6	4		35	3.5

Single Game Highs

Statistic	Value	
Points	7	vs Georgia 11/15/24
Rebounds	11	vs Georgia 11/15/24
Assists	2	vs Georgia 11/15/24, vs Charleston So. 11/27/24
Steals	2	at Oklahoma 12/03/24
Blocks	3	at Oklahoma 12/03/24
FG Made	3	vs Georgia 11/15/24, vs Cincinnati 11/23/24
FG Attempts	8	vs Charleston So. 11/27/24
3FG Made	1	vs Georgia 11/15/24, vs Charleston So. 11/27/24, at North Carolina 12/07/24
3FG Attempts	3	vs Charleston So. 11/27/24, at Oklahoma 12/03/24
FT Made	1	vs Charleston So. 11/27/24, at Oklahoma 12/03/24
FT Attempts	3	vs Texas Southern 11/12/24, vs Georgia 11/15/24



CAREER SUMMARIES

POWELL, Duncan

				Field Goals		3-Point		F-Throws		Rebounds									Scoring	
SEASON	TEAM	GP-GS	MIN/AVG	FG-FGA	FG%	3FG-3FGA	3FG%	FT-FTA	FT%	OFF	DEF	TOT	AVG	PF-FO	A	TO	BLK	STL	PTS	AVG
2021-22	NCA&T	1-0	0/0.0	0-0	.000	0-0	.000	0-0	.000	0	0	0	0.0	1-0	0	0	0	0	0	0.0
2022-23	NCA&T	30-4	675/22.5	84-199	.422	11-49	.224	60-96	.625	46	126	172	5.7	50-0	23	35	20	21	239	8.0
2023-24	SacSt	29-23	768/26.5	130-264	.492	14-49	.286	76-111	.685	81	122	203	7.0	56-0	58	50	10	14	350	12.1
2024-25	GaTech	24-4	639/26.6	82-189	.434	30-86	.349	61-91	.670	40	91	131	5.5	40-1	19	25	10	18	255	10.6
TOTAL FOR GaTech		24-4	639/26.6	82-189	.434	30-86	.349	61-91	.670	40	91	131	5.5	40-1	19	25	10	18	255	10.6
TOTAL		84-31	2082/24.8	296-652	.454	55-184	.299	197-298	.661	167	339	506	6.0	147-1	100	110	40	53	844	10.0

Single Game Highs

Statistic	Value	
Points	23	vs Virginia Tech 01/22/25
Rebounds	15	vs Hampton 02/25/23, vs Bethesda (CA) 12/21/23
Assists	10	vs Bethesda (CA) 12/21/23
Steals	3	vs Greensboro 11/26/22, vs UNCW 01/07/23
Blocks	2	6 times
FG Made	9	vs Northern Colo. 02/17/24
FG Attempts	23	at Towson 02/18/23
3FG Made	3	6 times
3FG Attempts	8	vs Notre Dame 12/31/24
FT Made	11	at Florida St. 01/18/25
FT Attempts	12	at Florida St. 01/18/25



CAREER SUMMARIES

REEVES JR., Kowacie

				Field Goals		3-Point		F-Throws		Rebounds										Scoring	
SEASON	TEAM	GP-GS	MIN/AVG	FG-FGA	FG%	3FG-3FGA	3FG%	FT-FTA	FT%	OFF	DEF	TOT	AVG	PF-FO	A	TO	BLK	STL		PTS	AVG
2021-22	UF	29-10	451/15.6	50-132	.379	32-96	.333	27-36	.750	14	28	42	1.4	25-0	11	18	4	14		159	5.5
2022-23	UF	31-7	599/19.3	93-247	.377	34-130	.262	44-62	.710	12	70	82	2.6	42-1	17	34	6	17		264	8.5
2023-24	GaTech	32-32	922/28.8	110-264	.417	51-133	.383	42-50	.840	33	93	126	3.9	41-0	28	37	16	16		313	9.8
2024-25	GaTech	6-6	143/23.9	22-57	.386	9-32	.281	3-5	.600	6	9	15	2.5	12-0	6	3	7	4		56	9.3
TOTAL FOR GaTech		38-38	1065/28.0	132-321	.411	60-165	.364	45-55	.818	39	102	141	3.7	53-0	34	40	23	20		369	9.7
TOTAL		98-55	2116/21.6	275-700	.393	126-391	.322	116-153	.758	65	200	265	2.7	120-1	62	92	33	51		792	8.1

Single Game Highs

Statistic	Value	
Points	21	vs Texas A&M 03/10/22
Rebounds	10	vs Alabama A&M 12/09/23
Assists	3	6 times
Steals	3	at Xavier 03/20/22, vs Ga. Southern 11/06/23
Blocks	3	at Cincinnati 11/22/23, vs West Ga. 11/06/24
FG Made	8	vs Florida A&M 11/30/22
FG Attempts	17	vs Texas Southern 11/12/24
3FG Made	5	at Clemson 01/16/24
3FG Attempts	11	vs Texas Southern 11/12/24
FT Made	6	vs Texas A&M 03/10/22, vs Alabama A&M 12/09/23
FT Attempts	8	vs Texas A&M 03/10/22

SAN MIGUEL, Marcos

				Field Goals		3-Point		F-Throws		Rebounds										Scoring	
SEASON	TEAM	GP-GS	MIN/AVG	FG-FGA	FG%	3FG-3FGA	3FG%	FT-FTA	FT%	OFF	DEF	TOT	AVG	PF-FO	A	TO	BLK	STL		PTS	AVG
2023-24	GaTech	1-0	2/1.9	0-2	.000	0-1	.000	0-0	.000	1	0	1	1.0	0-0	0	1	0	0		0	0.0
2024-25	GaTech	2-0	5/2.3	2-5	.400	0-0	.000	0-0	.000	0	0	0	0.0	0-0	0	1	0	0		4	2.0
TOTAL		3-0	6/2.1	2-7	.286	0-1	.000	0-0	.000	1	0	1	0.3	0-0	0	2	0	0		4	1.3

Single Game Highs

Statistic	Value	
Points	4	vs Alabama A&M 12/28/24
Rebounds	1	vs Alabama A&M 12/09/23
FG Made	2	vs Alabama A&M 12/28/24
FG Attempts	5	vs Alabama A&M 12/28/24
3FG Attempts	1	vs Alabama A&M 12/09/23

# CAREER SUMMARIES

## TERRY, Lance


				Field Goals		3-Point		F-Throws		Rebounds									Scoring	
SEASON	TEAM	GP-GS	MIN/AVG	FG-FGA	FG%	3FG-3FGA	3FG%	FT-FTA	FT%	OFF	DEF	TOT	AVG	PF-FO	A	TO	BLK	STL	PTS	AVG
2019-20	GW	15-0	161/10.7	18-49	.367	13-38	.342	4-7	.571	0	22	22	1.5	21-0	5	13	3	7	53	3.5
2020-21	GW	9-6	201/22.4	31-64	.484	18-41	.439	23-25	.920	3	15	18	2.0	22-0	5	8	1	5	103	11.4
2021-22	GW	31-31	972/31.4	158-344	.459	57-163	.350	69-85	.812	26	80	106	3.4	69-1	37	44	12	32	442	14.3
2022-23	GaTech	29-21	857/29.6	106-252	.421	47-121	.388	35-43	.814	15	67	82	2.8	59-2	36	27	6	18	294	10.1
2024-25	GaTech	22-17	732/33.3	118-267	.442	49-130	.377	42-60	.700	13	50	63	2.9	43-0	33	32	6	28	327	14.9
TOTAL FOR GaTech		51-38	1590/31.2	224-519	.432	96-251	.382	77-103	.748	28	117	145	2.8	102-2	69	59	12	46	621	12.2
TOTAL		106-75	2924/27.6	431-976	.442	184-493	.373	173-220	.786	57	234	291	2.7	214-3	116	124	28	90	1219	11.5

## Single Game Highs

Statistic	Value	
Points	26	at Hampton 12/30/20
Rebounds	10	at Clemson 02/04/25
Assists	4	vs Charleston So. 11/27/24, at USC Upstate 02/26/22, at SMU 01/11/25
Steals	5	vs Charleston So. 11/27/24
Blocks	2	4 times
FG Made	9	at Florida St. 01/18/25, vs Louisville 02/01/25
FG Attempts	21	at Clemson 02/04/25
3FG Made	7	at Syracuse 02/28/23
3FG Attempts	13	at North Carolina 12/07/24
FT Made	9	at Hampton 12/30/20
FT Attempts	9	at Campbell 02/09/22, at Hampton 12/30/20

## 2024-25 BOX SCORES

Official Basketball Box Score - Final															Game Time: 7:30 PM Game Duration: 2:02 Attendance: 3,530				
West Ga. at Georgia Tech															Officials: Eric Lewis, Jeff Fox, Kellen Miller				
West Ga. - 62															Record: 0-2				
NO. Name	Min	FG M-A	3P M-A	FT M-A	Rebounds OR DR TOT	Fouls PF FD	TP	AS	TO	ST	Blocks BS BA	+	-		Shooting By Period				
5 Shelton Williams-Dryden	28:05	5-11	0-0	3-4	2 3 5	1 2	13	1	1	1	0	0	-21		1st FG% 12-31 36.7%				
11 Kolten Griffin	34:28	4-11	1-3	2-2	0 3 3	2 1	11	2	2	0	2	0	-25		3PT% 1-6 16.7%				
0 Kyric Davis	20:35	3-10	0-0	0-0	1 1 2	1 0	6	1	1	1	0	4	-21		FT% 4-8 50%				
2 Demetrius Johnson II	29:15	1-11	0-4	4-6	1 3 4	0 3	6	2	1	1	0	1	-21		2nd FG% 11-33 33.3%				
10 Michael Griffin	23:36	2-3	1-1	1-4	0 1 1	1 3	6	0	1	1	3	0	-24		3PT% 5-9 55.6%				
1 Brady Hardewig	24:38	2-4	1-3	0-0	0 3 3	2 0	5	2	1	2	0	0	-6		FT% 6-10 60%				
24 Tamaury Releford	11:55	2-6	0-0	0-0	2 2 4	3 4	4	0	0	0	0	0	-2		GMFG% 23-64 36.9%				
4 Rickey Ballard	17:13	3-7	2-3	0-0	0 1 1	4 1	8	1	0	0	1	1	-1		3PT% 6-15 40.0%				
21 Tauris Watson	10:15	1-1	1-1	0-2	0 0 0	1 2	3	1	0	0	0	0	4		FT% 10-18 55.6%				
Team					0 2 2	0	0	1							Dead Ball Rebounds: 7, 1				
Totals	23:64	6-15	10-18	6 19	25	15	62	10	8	6	6	6	-23						
Georgia Tech - 85															Record: 1-0				
NO. Name	Min	FG M-A	3P M-A	FT M-A	Rebounds OR DR TOT	Fouls PF FD	TP	AS	TO	ST	Blocks BS BA	+	-		Shooting By Period				
11 Baye Ndongo	F 23:32	3-5	0-0	4-6	1 6 7	2 6	10	4	2	0	3	1	16		1st FG% 21-37 56.8%				
1 Nathaniel George	G 23:04	2-6	1-3	2-3	0 1 1	1 2	7	7	1	0	0	0	23		3PT% 4-13 30.8%				
2 Javian McCollum	G 30:05	7-12	3-6	1-1	1 3 4	0 1	18	5	3	4	0	1	32		FT% 4-6 66.7%				
9 Luke O'Brien	G 21:46	4-9	0-4	0-1	1 9 10	1 1	8	1	2	0	0	1	21		2nd FG% 12-31 38.7%				
14 Kowacie Reeves Jr.	G 25:28	6-13	1-5	2-2	1 3 4	1 1	15	0	0	1	3	0	17		3PT% 3-14 21.4%				
0 Lance Terry	23:32	4-7	1-3	0-0	0 1 2	3 2	9	1	1	0	0	0	-1		FT% 8-11 72.7%				
3 Jaeden Mustaf	14:50	2-5	0-0	0-0	1 1 2	0 0	4	2	0	0	0	2	-2		GMFG% 33-68 48.5%				
31 Duncan Powell	16:07	3-5	1-3	2-2	1 0 1	3 1	9	0	0	0	0	0	6		3PT% 7-27 25.9%				
45 Doryan Onwuchekwa	11:01	2-5	0-0	0-0	3 4 7	3 0	4	0	0	0	0	0	6		FT% 12-17 70.6%				
10 Darrion Sutton	06:33	0-1	0-1	0-0	0 0 0	2 0	0	0	0	1	0	0	-2		Dead Ball Rebounds: 7, 0				
30 Ibrahim Souare	04:02	0-0	0-0	1-2	0 3 3	0 1	1	0	0	0	0	0	-1						
Team					3 4 7	0	0	2											
Totals	33:68	7-27	12-17	13 36	49	16	15	85	20	12	5	6	6	23					
Technical Fouls: NONE															Period by Period Scoring				
		WestGa		GaTech		Points from Turnovers		WestGa		GaTech		Period by Period Scoring							
Biggest lead		0 (1 <sup>st</sup> 20:00)		30 (2 <sup>nd</sup> 12:23)		Paint		25		9		1st 2nd TOT		UNF		53		52	
Best Scoring Run		5 (1 <sup>st</sup> 14:49)		7 (1 <sup>st</sup> 12:29)		Second Chance		10		22		GaTech		49		44		93	
Lead Changes		0		0		Fast Breaks		7		17									
Times Tied		0		0		Bench		20		27									
Time with Lead		00:00		39:35															



North Florida at Georgia Tech

11/10/24 McCarish Basketball

2024-25 Men's Basketball

Game Time: 13:00 PM

Game Duration: 2:15

Attendance: 3,553

North Florida - 105

Record: 3-0

NO. Name	Min	FG M-A	3P M-A	FT M-A	Rebounds OR DR TOT	Fouls PF FD	TP	AS	TO	ST	Blocks BS BA	+	-
10 Josh Harris	F 28:15	8-10	0-0	6-8	4 3 7	3 5	22	1	0	1	0	0	8
0 Jasai Miles	G 32:45	5-12	2-8	6-7	1 10 11	5 4	18	4	2	0	1	1	9
2 Nate Litteras	G 31:21	7-11	2-4	2-3	1 4 5	1 2	18	1	1	0	2	0	5
4 Jaylen Smith	G 28:48	6-14	3-8	0-0	0 6 6	2 1	15	5	2	0	1	0	8
33 Oscar Berry	G 18:41	0-2	0-2	0-0	0 3 3	0 1	0	0	0	0	0	0	0
7 Liam Murphy	21:14	3-6	2-4	2-2	2 0 2	1 1	10	0	2	0	1	0	13
11 Kamrin Oriol	21:42	4-8	0-4	4-6	0 2 2	2 3	12	0	0	1	0	0	0
5 Dante Oliver	04:06	1-1	0-0	1-1	0 1 0	1 0	3	0	1	0	0	0	2
55 Ametri Moss	13:08	3-5	0-1	1-2	1 0 1	0 2	7	1	0	1	0	0	5
Team					1 2 3	0	0	1					
Totals	37:69	9-31	22-29	10 31	41	14	20	105	12	9	3	4	2

Shooting By Period

1st FG% 20-36 55.6%

3PT% 5-18 27.8%

FT% 8-9 88.9%

2nd FG% 17-33 51.5%

3PT% 4-13 30.8%

FT% 14-20 70.0%

GMFG% 37-69 53.6%

3PT% 9-31 29.0%

FT% 22-29 75.9%

Dead Ball Rebounds: 4, 2

Georgia Tech - 93

Record: 1-1

NO. Name	Min	FG M-A	3P M-A	FT M-A	Rebounds OR DR TOT	Fouls PF FD	TP	AS	TO	ST	Blocks BS BA	+	-
11 Baye Ndongo	F 28:50	9-18	1-1	1-3	3 7 10	4 4	20	3	1	1	0	0	-1
1 Nathaniel George	G 35:27	2-5	1-3	0-0	0 6 6	3 1	5	7	1	1	0	0	-8
2 Javian McCollum	G 33:22	5-9	2-4	2-2	0 3 3	3 3	14	6	3	0	0	1	-4
9 Luke O'Brien	G 27:35	6-10	1-3	2-2	3 5 8	3 1	15	1	1	0	0	0	-7
14 Kowacie Reeves Jr.	G 30:49	6-12	4-9	1-2	1 0 1	4 1	17	3	0	1	2	0	-13
0 Lance Terry	25:01	5-10	4-7	0-0	0 3 3	2 0	14	1	3	1	0	0	-11
31 Duncan Powell	12:26	2-10	0-2	0-3	5 1 6	1 2	4	1	1	0	0	0	-10
45 Doryan Onwuchekwa	06:30	2-5	0-0	0-0	1 0 1	0 1	4	0	0	0	0	0	-6
Team					0 0 0	0	0	0	0	0	0	0	
Totals	37:79	13-29	6-12	13 25	38	20	13	93	22	10	4	2	4

Shooting By Period

1st FG% 21-38 55.3%

3PT% 6-14 42.9%

FT% 1-6 16.7%

2nd FG% 16-41 39.0%

3PT% 7-15 46.7%

FT% 5-6 83.3%

GMFG% 37-79 46.8%

3PT% 13-29 44.8%

FT% 6-12 50.0%

Dead Ball Rebounds: 2, 0

Technical Fouls: NONE

Period by Period Scoring

	1st	2nd	TOT
UNF	53	52	105
GaTech	49	44	93



# 2024-25 BOX SCORES



## Official Basketball Box Score - Final Cincinnati at Georgia Tech

Game Time: 2:00 PM  
Game Duration: 2:01  
Attendance: 4,970

Cincinnati - 81

Record: 5-0

NO. Name	Min	FG M-A	3P M-A	FT M-A	Rebounds OR DR TOT	Fouls PF FD	TP	AS	TO	ST	Blocks BS BA	+/-
23 Dillon Mitchell	F 30:22	6-10	1-2	1-4	2 9 11	1 3 14	1	0	1	1	0 23	
41 Simas Lukausius	F 30:12	4-11	2-5	2-2	1 1 2	0 2 12	1	2	0	0	1 14	
55 Aziz Bandoago	C 28:40	2-4	0-0	4-4	2 4 6	2 6 8	1	2	1	2	0 17	
2 Jizzie James	G 28:51	7-13	0-5	0-0	1 1 2	3 1 14	7	1	2	1	0 23	
8 Connor Hickman	G 25:26	6-8	2-3	0-0	0 5 5	1 0 14	3	1	0	0	0 8	
14 Tyler Betsey	17:18	2-5	2-2	0-0	2 3 5	3 0 6	1	1	0	1	0 11	
22 Arrinton Page	07:03	2-3	0-0	0-0	0 0 0	5 0 4	0	1	0	0	0 2	
1 Day Day Thomas	15:36	2-3	2-3	0-0	0 1 1	3 1 6	2	2	0	0	0 1	
10 Josh Reed	13:45	0-3	0-2	1-2	1 0 1	1 1 1	0	0	0	0	0 8	
3 Rayvon Griffith	01:54	1-2	0-0	0-0	0 1 1	0 0 2	0	0	0	0	0 1	
65 Halvine Zellat	00:53	0-0	0-0	0-0	0 0 0	1 0 1	0	0	0	0	0 -3	
Team					0 2 2	0	2					
Totals		32-62	9-22	8-12	9 27 36	20 14	81	16	12	4	5 1	23

Technical Fouls: NONE

Georgia Tech - 58

Record: 2-3

NO. Name	Min	FG M-A	3P M-A	FT M-A	Rebounds OR DR TOT	Fouls PF FD	TP	AS	TO	ST	Blocks BS BA	+/-
11 Baye Ndongo	F 24:03	2-4	0-0	1-4	1 5 6	3 4 5	1	3	0	0	1 -18	
45 Doryan Onwuchekwa	C 20:34	3-7	0-2	0-0	2 2 4	5 0 6	1	0	1	0	0 9	
1 Nathian George	G 27:14	5-9	3-6	0-0	0 0 0	1 1 13	1	2	0	0	0 -27	
2 Lance Terry	G 14:03	2-5	1-2	0-0	0 2 2	0 1 4	5	2	2	0	0 -8	
14 Kowacie Reeves Jr.	G 21:08	1-6	1-4	0-1	0 1 0	1 2 1 3	0	0	1	1	0 -11	
0 Lance Terry	29:06	2-11	0-4	3-4	1 0 1	0 3 7	0	2	2	0	0 -14	
3 Jaeden Mustaf	14:13	0-5	0-0	2-2	1 0 1	0 3 2	3	1	0	0	3 -9	
9 Luke O'Brien	22:43	2-5	0-1	0-0	2 3 5	2 1 4	0	0	0	0	1 -16	
31 Duncan Powell	22:39	3-6	0-1	4-5	1 2 3	1 4 10	0	0	1	0	0 -6	
30 Ibrahim Souare	03:24	1-1	0-0	1-4	1 0 1	0 2 3	0	0	0	0	0 -3	
35 Emmer Nichols	00:53	0-0	0-0	0-0	0 0 0	0 0 0	0	0	0	0	0 3	
Team					3 2 5	0	1					
Totals		21-59	5-20	11-20	12 17 29	14 20	58	8	12	5	1 5	-23

Technical Fouls: NONE

	Cinci	GaTech
Biggest lead	26 (2 <sup>nd</sup> 0:57)	2 (1 <sup>st</sup> 18:56)
Best Scoring Run	10 (1 <sup>st</sup> 16:06)	4 (1 <sup>st</sup> 3:17)
Lead Changes	1	
Times Tied	1	
Time with Lead	38:15	00:25

Points from	Cinci	GaTech
Turnovers	16	12
Paint	44	28
Second Chance	6	12
Fast Breaks	16	7
Bench	19	26

Period by Period Scoring	1st	2nd	TOT
Cinci	45	36	81
GaTech	29	29	58

Shooting By Period	1st FG%	2nd FG%	GMFG%
1st FG%	11-33 33.3%	2-11 18.2%	21-59 35.6%
3PT%	5-7 71.4%	3-9 33.3%	8-20 40.0%
FT%	6-13 46.2%	5-20 25.0%	11-20 55.0%

Dead Ball Rebounds: 7, 4



## Official Basketball Box Score - Final Charleston So. at Georgia Tech

Game Time: 7:30 PM  
Game Duration: 2:16  
Attendance: 3,414

Charleston So. - 67

Record: 1-7

NO. Name	Min	FG M-A	3P M-A	FT M-A	Rebounds OR DR TOT	Fouls PF FD	TP	AS	TO	ST	Blocks BS BA	+/-
2 Tajir Kelly	F 35:40	6-17	1-4	7-12	0 5 5	5 8	20	3	2	0	0 -12	
23 Reis Jones	F 15:58	1-1	0-0	3-4	2 4 6	3 2	5	0	0	0	1 -13	
30 Thompson Camara	F 26:03	5-10	4-7	0-0	2 1 3	1 1	14	0	0	1	0 -21	
5 Derrick Harris Jr.	G 16:38	0-4	0-0	0-0	1 2 3	2 0	0	2	2	1	0 -10	
7 Daylen Berry	G 39:17	0-6	0-3	8-9	0 3 3	2 8	8	6	5	2	1 -24	
1 Lamar Oden Jr.	21:32	2-6	2-5	2-4	2 1 3	3 2	8	0	2	0	0 -14	
8 Jaylon Gibson	21:53	2-6	0-0	3-4	3 3 6	1 3	7	1	1	0	1 -8	
10 Keenan Wilkins	20:50	1-6	1-5	2-2	0 3 3	0 2	5	1	2	0	0 -15	
34 Lase Olalere	02:09	0-0	0-0	0-0	0 1 1	0 0	0	0	0	0	0 -3	
Team					3 1 4	0	0					
Totals		17-56	8-24	25-35	13 24 37	17 26	67	13	14	4	3 1	-24

Technical Fouls: NONE

Georgia Tech - 91

Record: 3-3

NO. Name	Min	FG M-A	3P M-A	FT M-A	Rebounds OR DR TOT	Fouls PF FD	TP	AS	TO	ST	Blocks BS BA	+/-
11 Baye Ndongo	F 18:47	8-10	0-1	1-3	3 5 8	4 3	17	1	3	0	0 17	
45 Doryan Onwuchekwa	C 21:27	2-8	1-3	1-2	1 1 2	5 1	6	2	0	0	0 9	
0 Lance Terry	G 36:40	7-10	0-0	1-3	0 5 4	4 3	15	4	0	5	0 0	
1 Nathian George	G 24:24	8-14	1-1	0-0	1 3 4	4 1	17	7	0	2	0 18	
14 Kowacie Reeves Jr.	G 13:49	2-3	0-1	0-0	2 0 2	1 1	4	0	0	0	0 -2	
30 Ibrahim Souare	17:01	2-4	0-0	2-4	2 2 4	4 2	6	0	1	0	0 10	
31 Duncan Powell	25:14	2-6	0-3	3-4	2 6 8	1 3	7	1	1	0	1 25	
3 Jaeden Mustaf	24:25	6-14	0-0	4-4	1 2 3	2 3	16	2	1	2	0 15	
9 Luke O'Brien	18:13	1-3	1-2	0-0	0 3 3	1 0	3	1	1	1	0 9	
Team					1 2 3	0	0					
Totals		38-72	3-11	12-20	13 29 42	26 17	91	18	7	10	1 3	24

Technical Fouls: NONE

	CSU	GaTech
Biggest lead	2 (1 <sup>st</sup> 18:52)	24 (2 <sup>nd</sup> 0:20)
Best Scoring Run	6 (1 <sup>st</sup> 0:43)	9 (2 <sup>nd</sup> 13:49)
Lead Changes	4	
Times Tied	2	
Time with Lead	01:02	38:01

Points from	CSU	GaTech
Turnovers	4	17
Paint	18	52
Second Chance	11	17
Fast Breaks	9	23
Bench	20	32

Period by Period Scoring	1st	2nd	TOT
CSU	32	35	67
GaTech	47	44	91



## Official Basketball Box Score - Final Central Ark. at Georgia Tech

Game Time: 1:00 PM  
Game Duration: 2:04  
Attendance: 3,414

Central Ark. - 68

Record: 2-5

NO. Name	Min	FG M-A	3P M-A	FT M-A	Rebounds OR DR TOT	Fouls PF FD	TP	AS	TO	ST	Blocks BS BA	+/-
23 Diogo Seixas	F 22:32	0-3	0-3	0-0	0 3 3	0 0	0	1	2	0	0 -18	
3 Brayden Fagbemi	G 37:43	5-11	3-7	2-2	0 6 6	1 2	15	3	2	1	0 -20	
15 Michael Evagharu	G 32:47	3-5	1-1	1-2	1 4 5	2 1 8	1	2	0	0	0 -9	
25 Elias Cato	G 34:00	5-13	3-5	4-5	1 3 4	4 5	17	1	1	0	2 -18	
32 Layne Taylor	G 35:41	5-15	5-13	5-5	1 2 3	3 2 20	5	1	0	0	0 -18	
0 Ubong Abasi Etim	11:36	0-0	0-0	0-0	0 0 1	1 2	0	0	0	1	0 2	
4 Nehemiah Turner	11:52	0-4	0-0	0-0	1 1 2	4 0	0	1	0	0	0 -4	
13 Ben Fox	12:55	3-6	2-3	0-0	2 0 2	0 2 8	0	0	0	1	1 -7	
10 Owen Derhmann	00:54	0-0	0-0	0-0	0 0 0	0 0 0	0	0	0	0	0 -3	
Team					0 2 2	0	0					
Totals		21-57	14-32	12-14	6 22 28	13 15	68	12	8	3	1 19	

Technical Fouls: NONE

Georgia Tech - 87

Record: 4-3

NO. Name	Min	FG M-A	3P M-A	FT M-A	Rebounds OR DR TOT	Fouls PF FD	TP	AS	TO	ST	Blocks BS BA	+/-
11 Baye Ndongo	F 28:08	5-9	0-0	3-4	2 7 9	3 4 13	0	0	0	0	0 20	
45 Doryan Onwuchekwa	C 19:20	2-4	0-1	0-0	2 4 6	1 0	4	1	1	0	0 4	
0 Lance Terry	G 35:51	8-14	5-10	4-4	1 1 2	3 2 25	1	0	3	1	0 21	
1 Nathian George	G 34:07	5-15	4-10	2-2	0 4 4	0 1 16	11	1	1	0	0 14	
9 Luke O'Brien	G 17:05	3-7	2-6	0-0	1 2 3	4 0 8	1	0	0	0	0 -8	
3 Jaeden Mustaf	28:28	5-8	1-2	7-8	2 2 4	3 5 18	2	1	2	0	1 23	
30 Ibrahim Souare	13:37	0-1	0-1	0-0	1 2 3	2 0	0	0	0	0	0 8	
31 Duncan Powell	23:24	1-3	1-2	0-2	2 7 9	0 1	3	2	2	1	0 13	
Team					1 1 2	0	0					
Totals		29-61	13-32	16-20	12 29 41	15 13	87	18	5	7	1 3	19

Technical Fouls: NONE

	UCA	GaTech
Biggest lead	0 (1 <sup>st</sup> 20:00)	19 (2 <sup>nd</sup> 0:30)
Best Scoring Run	8 (1 <sup>st</sup> 3:14)	10 (1 <sup>st</sup> 17:25)
Lead Changes	0	
Times Tied	0	
Time with Lead	00:00	39:41

Points from	UCA	GaTech
Turnovers	10	10
Paint	12	30
Second Chance	1	13
Fast Breaks	10	6
Bench	8	21

Period by Period Scoring	1st	2nd	TOT
UCA	38	30	68
GaTech	49	38	87

Dead Ball Rebounds: 2, 0



## Official Basketball Box Score - Final Georgia Tech at Oklahoma

Game Time: 8:00 PM  
Game Duration: 2:14  
Attendance: 7,725

Georgia Tech - 61

Record: 4-4

NO. Name	Min	FG M-A	3P M-A	FT M-A	Rebounds OR DR TOT	Fouls PF FD	TP	AS	TO	ST	Blocks BS BA	+/-
11 Baye Ndongo	F 13:42	2-5	0-0	0-0	0 4 4	5 0	4	0	2	0	0 10	
45 Doryan Onwuchekwa	G 28:21	0-3	0-3	1-2	2 3 5	4 1	0	1	2	3	0 -14	
0 Lance Terry	G 37:07	5-14	3-7	1-1	1 2 3	1 2 14	0	2	0	0	1 -15	
1 Nathian George	G 37:37	3-8	0-4	2-3	0 0 0	3 2 8	5	2	0	0	0 -10	
9 Luke O'Brien	G 26:28	3-3	1-1	0-0	0 4 4	2 0	7	1	1	1	0 -12	
31 Duncan Powell	30:45	4-9	0-2	3-4	3 9 12	2 6	11	1	0	1	0 -19	
3 Jaeden Mustaf	29:30	5-11	1-2	5-8	1 1 2	4 5	16	2	2	0	0 -12	
30 Ibrahim Souare	00:30	0-0	0-0	0-0	0 0 0	0 0	0	0	0	0	0 -3	
Team					0 3 3	0	0					
Totals		22-53	5-19	12-18	7 26 33	22 16	61	9	11	4	1 15	

Technical Fouls: Bench 2<sup>nd</sup> 6:03

Oklahoma - 76



## 2024-25 BOX SCORES

NCAA

Georgia Tech at North Carolina - Final

12/07/24 Dean Smith Center, Chapel Hill

2024-25 Men's Basketball

Game Time: 2:00 PM

Game Duration: 2:11

Attendance: 19,026

Officials: Ron Groover, Jeffery Clark, Jemel Spearman

Georgia Tech - 65

Record: 4-5 (0-1)

NO. Name	Min	FG M-A	3P M-A	FT M-A	Rebounds OR DR TOT	Fouls PF FO	TP	AS	TO	ST	Blocks BS BA	+/-
11 Baye Ndongo	F 34:36	7-13	0-1	5-10	3 9 12	2 6 19	1	1	0	1	0	1
45 Doryan Onwuchekwa	C 18:43	1-5	1-2	0-0	1 3 4	4 1 3	1	0	0	1	0	5
0 Lance Terry	G 38:11	5-19	5-13	7-8	1 3 4	4 6 22	2	2	1	0	0	-2
1 Naithan George	G 39:02	4-14	2-6	2-2	1 7 8	1 1 12	4	5	2	1	1	-4
9 Luke O'Brien	G 13:28	0-2	0-2	0-0	0 0 0	0 0 3	0	0	0	1	0	-7
3 Jaeden Mustaf	31:32	2-7	0-1	2-2	2 2 4	4 3 6	1	4	0	0	1	5
31 Duncan Powell	21:03	1-4	0-2	1-2	1 1 2	2 1 3	0	1	2	1	0	-8
30 Ibrahim Souare	03:25	0-0	0-0	0-0	0 0 0	0 0 0	0	0	0	0	0	-5
Team					2 1 3	0 0 0	0	0	0	0	0	0
Totals		20-64	8-27	17-24	11 26 37	20 18 65	9	14	5	4	2	-3

Technical Fouls: NONE

North Carolina - 68

Record: 5-4 (1-0)

NO. Name	Min	FG M-A	3P M-A	FT M-A	Rebounds OR DR TOT	Fouls PF FO	TP	AS	TO	ST	Blocks BS BA	+/-
22 Ven-Allen Lubin	F 16:06	2-2	0-0	1-3	2 6 8	5 2 5	0	1	1	1	0	3
3 Elliot Cadeau	G 28:28	4-13	1-6	0-0	1 5 6	2 3 9	4	7	3	1	0	8
4 RJ Davis	G 37:59	5-15	2-8	4-5	1 6 7	3 16 3	2	2	0	2	2	2
7 Seth Trimble	G 33:37	5-6	1-1	8-9	3 4 7	2 6 19	0	0	4	0	0	9
9 Drake Powell	G 14:37	0-2	0-2	0-0	0 1 1	2 1 0	1	2	0	1	2	0
13 Jalen Washington	19:50	1-2	0-0	0-0	1 5 6	1 1 2	0	2	1	1	0	0
11 Ian Jackson	26:42	5-14	1-4	4-4	1 1 2	2 15 1	1	0	0	0	2	-2
24 Jae'Lyn Withers	16:29	1-4	0-2	0-0	0 6 6	2 2 2	1	3	0	0	0	-9
5 Cade Tyson	04:55	0-1	0-1	0-0	0 0 0	0 0 0	0	0	0	0	0	-9
2 James Brown	01:16	0-0	0-0	0-0	0 0 0	0 0 0	0	0	0	0	0	-4
Team					4 1 5	0 0 0	0	0	0	0	0	0
Totals		23-59	5-24	17-21	13 35 48	18 20 68	10	18	11	2	4	3

Technical Fouls: NONE

Shooting By Period

1st FG%	12-27	44.4%
3PT%	3-13	23.1%
FT%	4-6	66.7%

2nd FG%

11-32	34.4%	
3PT%	2-11	18.2%
FT%	13-15	86.7%

GM FG%

23-59	39.0%	
3PT%	5-24	20.8%
FT%	17-21	81.0%

Dead Ball Rebounds: 1.1

Biggest lead

GT 8 (1st 12:00) UNC 7 (2nd 1:11)

Best Scoring Run

GT 8 (2nd 12:29) UNC 13 (1st 6:39)

Lead Changes

9

Times Tied

12

Time with Lead

GT 13:57 UNC 22:17

Points from Turnovers

15 17

Paint

22 34

Second Chance

15 11

Fast Breaks


5 16

Bench

9 19

Period by Period Scoring

	1st	2nd	TOT
GT	30	35	65
UNC	31	37	68



Official Basketball Box Score - Final

UMBC at Georgia Tech

12/10/24 McCam Hall, Atlanta

2024-25 Men's Basketball

Game Time: 7:30 PM

Game Duration: 2:08

Attendance: 3,404

Officials: Clarence Armstrong, Chuck Jones, Courtney Green

UMBC - 82

Record: 7-6

NO. Name	Min	FG M-A	3P M-A	FT M-A	Rebounds OR DR TOT	Fouls PF FT	TP	AS	TO	ST	Blocks BS BA	+/-
2 Josh Oduowo	F 21:19	1-5	0-0	0-0	2 2 4	2 0 2	1	4	1	0	2	-19
6 Louie Jordan	F 31:17	5-10	5-10	2-4	0 4 4	1 3 17	3	1	0	0	0	-4
1 Ace Valentine	G 37:06	7-10	1-2	1-2	0 3 3	4 2 16	4	4	3	0	1	-3
23 Bryce Johnson	G 35:25	8-15	2-5	3-4	0 5 5	1 4 21	4	1	2	0	1	-5
24 Marcus Banks	G 22:26	3-8	2-6	0-0	0 2 2	2 0 8	0	2	1	0	0	-11
10 Devan Sapp	10:54	1-4	0-2	0-0	0 1 1	1 0 2	0	0	0	0	0	3
20 JC Harris	04:30	1-1	0-0	0-0	0 0 0	0 0 0	0	0	0	0	0	-7
4 Marlon Short	19:13	1-2	0-0	4-6	0 1 1	3 4 6	5	0	0	0	0	1
0 Regimantas Ciumys	14:40	3-3	0-0	2-3	0 2 2	4 2 8	1	0	2	0	0	3
3 Chaydon Stone	02:56	0-0	0-0	0-0	0 0 0	0 1 0	0	0	0	1	0	-5
5 Daylon Dickerson	00:14	0-0	0-0	0-0	0 0 0	0 0 0	0	0	0	0	0	0
Team					3 1 4	0 0 0	0	0	0	0	0	0
Totals		30-58	10-25	12-19	5 21 26	19 15 82	18	13	9	0	5	-9

Georgia Tech - 91

Record: 5-6

NO. Name	Min	FG M-A	3P M-A	FT M-A	Rebounds OR DR TOT	Fouls PF FT	TP	AS	TO	ST	Blocks BS BA	+/-
11 Baye Ndongo	F 29:25	7-15	0-0	3-5	6 3 9	1 3 17	4	3	3	1	0	3
12 Ryan Mutombo	C 13:09	2-5	0-0	2-3	4 7 1	3 6 0	2	0	2	0	2	-2
0 Lance Terry	G 34:12	5-10	3-5	2-2	1 4 5	3 3 15	3	4	1	0	0	6
1 Naithan George	G 28:29	5-9	2-5	6-6	0 3 3	2 3 18	8	3	2	0	0	1
3 Jaeden Mustaf	G 34:04	7-14	1-3	0-2	1 4 5	4 1 15	5	1	1	0	0	1
9 Luke O'Brien	18:45	2-2	2-2	1-2	1 3 4	2 1 7	1	0	0	0	0	20
2 Javian McCollum	18:08	1-3	0-1	3-4	0 1 1	1 2 5	3	0	0	0	0	11
31 Duncan Powell	12:28	2-2	0-0	0-1	1 3 4	0 1 4	0	1	0	1	0	2
10 Darriion Sutton	11:20	1-1	0-0	2-4	1 2 3	1 2 4	0	0	0	0	1	0
Team					0 1 1	0 0 0	0	0	0	0	0	0
Totals		32-61	8-16	19-29	14 28 42	15 19 91	24	14	7	5	0	9

Technical Fouls: NONE

		UMBC	GaTech
Biggest lead		9 (1 <sup>st</sup> 16:34)	22 (2 <sup>nd</sup> 14:50)
Best scoring run		11 (1 <sup>st</sup> 16:34)	19 (1 <sup>st</sup> 12:24)
Lead Changes		2	0
Times Tied		0	0
Time with Lead		03:52	34:25

		UMBC	GaTech
Points from Turnovers		16	25
Paint		32	42
Second Chance		3	12
Fast Breaks		32	5
Bench		18	20

Period by Period Scoring

	1st	2nd	TOT
UMBC	34	48	82
GaTech	53	38	91

Shooting By Period

1 <sup>st</sup> FG%	13-30	43.3%
3PT%	5-16	31.3%
FT%	3-6	50%
2 <sup>nd</sup> FG%	17-28	60.7%
3PT%	5-9	55.6%
FT%	9-13	69.2%
GMFG%	30-58	51.7%
3PT%	10-25	40.0%
FT%	12-19	63.2%

Dead Ball Rebounds: 2.0

Shooting By Period

1 <sup>st</sup> FG%	21-34	61.8%
3PT%	4-6	66.7%
FT%	7-10	70%
2 <sup>nd</sup> FG%	11-27	40.7%
3PT%	4-10	40.0%
FT%	12-19	63.2%
GMFG%	32-61	52.5%
3PT%	8-16	50.0%
FT%	15-29	51.7%

Dead Ball Rebounds: 4.0



# 2024-25 BOX SCORES



## Official Basketball Box Score - Final Alabama A&M at Georgia Tech

Game Time: 2:00 PM  
Game Duration: 2:06  
Attendance: 4,430

Officials: Ron Groover, Mark Schnur, Kellen Milner

Alabama A&M - 49

Record: 4-9

NO. Name	Min	FG M-A	3P M-A	FT M-A	Rebounds OR DR TOT	Fouls PF FD	TP	AS	TO	ST	Blocks BS BA +/-
7 Salio Seye	F 10:25	1-3	0-1	0-0	1 0 1	2 3 2	0	2	0	0	0 -13
23 Chad Moodle	F 23:05	0-8	0-0	1-4	3 1 4	2 3 1	0	2	0	1	3 -18
0 AC Bryant	G 19:15	4-10	2-6	1-2	1 4 5	1 2 11	0	2	1	0	1 -20
4 Quincy McGriff	G 21:28	3-10	1-5	0-0	0 2 2	0 0 0	7	2	3	0	0 -34
22 Lorenzo Downey	G 18:04	0-5	0-3	0-0	1 0 1	0 0 0	1	1	2	1	0 -21
5 London Riley	21:08	3-7	3-6	0-0	0 1 1	1 0 9	1	0	2	0	0 -9
55 Aaron Smith	16:02	0-5	0-1	0-0	2 4 6	3 1 0	0	1	1	0	2 -19
2 Bilal Abdur-Rahman	15:54	2-8	1-4	6-7	0 2 2	1 3 11	4	1	1	0	1 -16
30 Darius Ford	13:17	1-3	0-2	0-0	1 1 0	1 1 2	1	2	1	0	0 -14
13 Angok Anyang	11:35	0-3	0-0	0-0	2 2 3	4 3 2	2	1	0	1	0 -4
34 Bol Kuir	05:54	0-2	0-0	0-0	2 0 2	1 0 0	0	0	1	0	0 -8
10 Clance Crosby	09:20	0-3	0-0	1-2	4 0 4	2 1 1	1	2	1	0	0 -20
12 Warren Yeh	07:42	0-2	0-2	0-0	0 0 0	1 0 0	0	1	0	0	0 -10
6 Jaylen Colon	06:02	1-3	1-3	0-0	0 0 0	0 0 1	3	0	0	1	0 -7
14 Ademola Olatipo	00:49	0-0	0-0	0-0	0 1 1	0 0 0	0	0	0	0	0 -2
Team					3 2 5		0	1			
Totals		15-72	8-33	11-17	20 19 39	17 17 49	11	19	11	2	8 -43

Technical Fouls: NONE

Georgia Tech - 92

Record: 6-7

NO. Name	Min	FG M-A	3P M-A	FT M-A	Rebounds		Fouls PF	FD	TP	AS	TO	ST	Blocks BS BA	+/-	Shooting By Period			
					OR	DR									1st FG%	1st 3P%	1st FT%	
11 Baye Ndongo	F 18:49	4-5	0-0	2-4	2	4	6	4	3	10	4	6	3	1	0	16	1st FG% 6-13 48.2%	
12 Ryan Mutombo	C 10:56	1-1	0-0	0-0	2	0	2	0	0	0	2	1	1	0	0	0	17	1st 3P% 8-11 72.7%
0 Lance Terry	G 32:17	8-14	5-8	1-2	0	3	3	0	1	22	2	1	1	1	0	0	39	2nd FG% 15-31 48.4%
1 Nathaniel George	G 32:31	2-8	0-4	0-0	1	6	3	7	3	3	13	6	2	5	0	0	27	3rd FG% 4-8 50.0%
3 Jaeden Mustaf	G 26:47	4-7	1-2	4-4	1	6	7	3	3	13	6	2	5	0	0	0	27	FT% 8-10 80.0%
31 Duncan Powell	23:29	2-2	1-1	1-2	0	7	7	2	1	6	2	2	1	0	2	0	29	GMFG% 33-61 54.1%
2 Javian McCollum	15:54	5-11	3-6	5-5	0	1	1	2	4	18	2	2	1	0	1	0	27	3rd FT% 10-21 47.6%
0 Ibrahim Souare	19:00	4-5	0-0	0-0	3	3	6	3	2	8	0	0	0	0	2	1	21	FT% 16-21 76.2%
10 Darrion Sutton	13:25	0-1	0-0	3-4	0	4	4	0	2	3	1	0	2	1	0	0	4	Dead Ball Rebounds 3.0
33 Marcos San Miguel	03:26	2-5	0-0	0-0	0	0	0	0	0	4	0	1	0	0	0	0	3	
35 Emmer Nichols	03:26	1-2	0-0	0-0	1	1	2	0	0	0	2	0	1	0	1	0	3	
Team					0	3	3			0	1							
Totals		33-61	10-21	16-21	10	37	47	17	17	92	27	19	13	8	2	43		

Technical Fouls: NONE

	AAMU	GaTech
Biggest lead	2 (1 <sup>st</sup> 17:08)	43 (2 <sup>nd</sup> 1:59)
Best Scoring Run	6 (2 <sup>nd</sup> 13:49)	12 (1 <sup>st</sup> 6:30)
Lead Changes	4	
Times Tied	3	
Time with Lead	00:33	36:59

Points from	AAMU	GaTech
Turnovers	13	20
Paint	10	42
Second Chance	13	14
Fast Breaks	14	20
Bench	28	41

Period by Period Scoring	1st	2nd	TOT
AAMU	25	24	49
GaTech	50	42	92



## Official Basketball Box Score - Final Notre Dame at Georgia Tech

Game Time: 2:30 PM  
Game Duration: 2:05  
Attendance: 4,914

Officials: Lee Cassell, Lamar Simpson, Tim Oougherty

Notre Dame - 75

Record: 7-6 (1-1)

No.	Name	Min	FG	3P	FT	Rebounds		Fouls		TP	AS	TO	ST	Blocks		+/-	Shooting By Period		
						OR	DR	PF	FF					BS	BA		1st	2nd	
7	Tae Davis	F 34:09	9-16	0-2	9-10	4	3	7	3	8	27	3	1	0	0	3	-5	3PT%	9-32 28.1%
14	Kebba Njie	F 20:24	1-3	0-0	2-2	3	1	4	2	3	4	0	3	0	0	0	-11	FT%	4-13 30.8%
1	Julian Roper II	G 21:53	1-5	0-2	0-0	5	1	6	2	0	2	2	0	0	0	0	-14	2nd FG%	4-23 66.7%
11	Braden Shrewsbury	G 33:59	4-11	4-6	0-0	0	2	2	1	0	12	2	1	1	0	0	-8	3PT%	18-30 60.0%
41	Matt Alocco	G 37:05	6-13	2-4	1-2	1	1	2	4	2	15	7	2	1	1	1	-5	FT%	5-8 62.5%
20	J.R. Konieczny	29:50	2-6	2-5	0-0	1	4	5	3	1	6	2	1	1	1	0	5	GMFO%	10-11 90.9%
25	Nikita Konstantynovskiy	10:15	3-4	0-0	0-0	0	2	2	1	0	6	0	0	0	0	0	-7	2PT%	27-62 43.5%
2	Logan Iimes	06:34	0-3	0-1	0-0	0	0	0	0	0	0	0	1	0	0	0	-4	3PT%	9-21 42.9%
21	Burke Chebuhar	02:55	0-0	0-0	0-0	0	0	0	0	0	1	0	1	0	0	0	-6	FT%	12-14 85.7%
4	Sir Mohammed	02:56	1-1	1-1	0-0	0	0	0	0	0	3	0	1	0	0	0	0	Dead Ball Rebounds: 2.0	
Team						0	1	1			0	0							
Totals				27-62	9-21	12-14	14	15	29	17	14	75	17	10	3	2	4	-11	

Technical Fouls: NONE

Georgia Tech - 86

Record: 7-7 (1-2)

No.	Name		Min	FG	3P	MT	Rebounds		Fouls		TP	AS	TO	ST	Blocks		+/-	Shooting By Period				
							OR	DR	PF	FD					BS	BA		1 <sup>st</sup> FG%	2 <sup>nd</sup> FG%	3 <sup>rd</sup> FG%		
11	Baye Ndongo	F	20:19	4-4	0-0	2-4	2	4	6	5	2	10	1	3	0	1	0	7	3PT%	4-9	44.4%	
12	Ryan Mutombo	C	12:09	1-1	0-0	0-0	1	2	3	1	0	2	0	0	0	0	0	9	FT%	5-7	71.4%	
0	Lance Terry	G	31:38	5-6	2-3	2-4	1	1	2	0	2	14	0	0	2	0	0	17	3PT%	13-25	52.0%	
1	Nathaniel George	G	36:43	5-9	1-3	0-0	0	5	5	1	1	11	6	2	0	1	0	2	3PT%	4-11	36.4%	
3	Jaeden Mustaf	G	23:45	1-5	0-0	3-4	1	4	5	3	4	5	2	0	0	0	0	1	3PT%	13-18	72.2%	
2	Javian McCollum	34:35	7-13	2-6	5-5	0	1	1	0	2	21	6	1	3	0	0	1	9	GMFG%	30-53	56.6%	
30	Ibrahim Souare	13:44	1-2	0-0	0-0	0	1	1	1	1	2	0	0	0	0	0	-1	3PT%	8-20	40.0%		
31	Duncan Powell	27:07	6-13	3-8	6-8	1	2	3	3	5	21	2	1	0	1	1	11	FT%	18-25	72.0%		
Team							3	1	4			0	1					Dead Ball Rebounds: 6; 0				
Totals					30-53	8-20	18-25	9	21	30	14	17	86	17	8	5	4	2	11			

Technical Fouls: NONE

	ND	GaTech
Biggest lead	1 (1 <sup>st</sup> 12:25)	19 (1 <sup>st</sup> 0:11)
Best Scoring Run	11 (2 <sup>nd</sup> 12:32)	8 (1 <sup>st</sup> 9:35)
Lead Changes	2	
Times Tied	1	
Time with Lead	00:21	38:07

Points from	ND	GaTech
Turnovers	4	17
Paint	36	38
Second Chance	15	13
Fast Breaks	3	12
Bench	15	44

Period by Period Scoring	1st	2nd	TOT
ND	24	51	75
GaTech	43	43	86



## Official Basketball Box Score - Final Boston College at Georgia Tech

Game Time: 12:00 PM  
Game Duration: 2:03  
Attendance: 3,949

Officials: Tony Henderson, Jerry Hatter, Jeff Ron

Boston College - 64

Record: 9-6 (1-3)

NO. Name	Min	FG M-A	3P M-A	FT M-A	Rebounds		Fouls PF FD	TP	AS	TO	ST	Blocks BS BA	+/-	Shooting By Period			
					OR	DR								1st FG%	13-31	41-9%	
31 Elijah Strong	F 32:21	6-14	2-5	2-4	3	3	6	4	16	0	4	0	0	-19	3PT%	3-7	42.9%
32 Chad Venning	F 30:39	8-15	0-0	0-5	3	5	8	3	4	19	1	2	0	-8	FT%	2-3	66.7%
1 Dion Brown	G 15:56	1-3	0-0	0-0	0	1	1	2	0	2	3	1	0	-16	2nd FG%	12-28	42.9%
7 Joshua Beadle	G 19:57	2-3	1-1	0-1	0	2	2	1	2	5	3	2	1	-10	3PT%	2-8	25.0%
13 Donald Hand Jr.	G 30:35	2-7	0-2	2-2	1	5	6	2	1	6	0	3	2	-6	FT%	7-12	58.3%
5 Fred Payne	19:51	1-5	1-2	2-2	0	1	1	1	2	5	2	0	0	-11	GMFG%	25-59	42.4%
00 Chas Kelley III	10:53	1-3	0-2	0-0	0	0	0	3	1	2	1	0	0	-10	3PT%	5-15	33.3%
3 Roger McFarlane	17:44	3-5	1-3	0-0	1	2	3	1	0	7	0	1	0	-14	FT%	9-15	60.0%
22 Jayden Hastings	09:21	0-1	0-0	0-0	0	2	2	1	1	0	0	0	0	-13	Dead Ball Rebounds: 4, 1		
10 Luka Toews	12:43	1-3	0-0	0-1	0	1	1	3	1	2	4	0	0	1	2		
Team					0	1	1			0	0						
Totals		25-59	5-15	9-15	8	23	31	21	15	64	14	13	3	2	5	-21	

Technical Fouls: NONE

Georgia Tech - 85

Record: 8-7 (2-2)

NO. Name		Min	FG		3P		FT		Rebounds		Fouls		TP	AS	TO	ST	Blocks		BS BA +/-	Shooting By Period		
			M	A	M	A	M	A	OR	DR	OT	PF					FD	B		B	1st FG	1st F
11	Baye Ndongo	F	20:55	6-9	0-0	2-3	2	2	4	4	3	14	1	3	0	1	1	5	1st FG	17-28	60.7%	
12	Ryan Mutombo	C	11:56	0-1	0-0	0-0	0	4	4	0	1	0	0	0	0	0	0	-1	3PT%	7-11	63.6%	
0	Lance Terry	G	32:34	7-12	2-5	4-8	1	1	2	2	7	20	3	1	4	0	0	12	3T%	3-6	50%	
1	Nathaniel George	G	34:56	3-9	1-3	3-4	0	3	3	2	2	10	10	2	1	2	0	16	2nd FG	14-25	56.0%	
3	Jaeden Mustaf	G	21:24	4-6	0-0	0-2	0	2	2	1	1	8	0	1	0	0	0	17	3PT%	1-6	16.7%	
2	Javian McCollum	30:16	6-9	2-5	6-6	0	5	5	2	4	20	4	0	2	0	1	18	FT%	12-21	57.1%		
30	Ibrahim Souare	23:13	1-2	0-0	0-4	0	6	6	3	3	2	2	1	1	0	4	0	13	GMFG%	31-53	58.5%	
31	Duncan Powell	24:46	4-5	3-4	0-0	1	4	5	1	0	11	0	0	0	0	0	25	3PT%	3-6	50.0%		
Team							0	1	1			0	1					FT%			15-27	55.6%
Totals				31-53	8-17	15-27	4	28	32	15	21	85	19	9	8	5	2	21	Dead Ball Rebounds: 6.0			

Technical Fouls: NONE

	BC	GaTech
Biggest lead	4 (1 <sup>st</sup> 16:37)	27 (2 <sup>nd</sup> 8:10)
Best Scoring Run	5 (1 <sup>st</sup> 18:36)	10 (1 <sup>st</sup> 3:53)
Lead Changes	4	
Times Tied	4	
Time with Lead	02:55	35:18

Points from	BC	GaTech
Turnovers	6	18
Paint	32	44
Second Chance	5	4
Fast Breaks	12	16
Bench	16	33

Period by Period Scoring	1st	2nd	TOT
BC	31	33	64
GaTech	44	41	85



## Official Basketball Box Score - Final Georgia Tech at Syracuse

Game Time: 7:00 PM  
Game Duration: 2:08  
Attendance: 13,935

Officials: Clarence Armstrong, Brent Hampton, K.B. Burdett Jr

Georgia Tech - 55

Record: 8-8 (2-3)

NO. Name	Min	FG	3P	FT	Rebounds	Fouls	TP	AS	TO	ST	Blocks		+/-	Shooting By Period		
											BS	BA		1st FG%	1st TR%	
11 Baye Ndongo	F 28:14	3-9	0-1	0-1	2 6 8	2 2 6	6	0	2	3	1	0	1	1st FG%	11-37	29.7%
12 Ryan Mutombo	C 14:46	1-3	0-0	0-1	1 2 3	1 1 2	0	0	0	0	1	0	1	3PT%	2-10	20.0%
0 Lance Terry	G 34:48	6-13	3-8	3-4	0 1 1	0 4 18	1	3	1	2	1	-4		FT%	0-1	0%
1 Nathian George	G 35:29	6-15	1-7	0-0	1 4 5	1 1 13	5	2	0	2	1	-3	2nd FG%	13-29	44.8%	
3 Jaeden Mustaf	G 23:01	4-8	0-0	0-3	2 4 6	2 3 8	0	1	4	0	1	-8	3PT%	2-11	18.2%	
2 Javian McCollum	26:50	3-13	0-4	0-0	1 3 4	1 0 6	2	2	3	0	1	-6	GM FG%	24-66	36.4%	
30 Ibrahim Souare	16:42	0-1	0-0	0-0	1 3 4	3 0 0	0	0	0	1	0	-9	3PT%	4-21	19.0%	
31 Duncan Powell	20:10	1-4	0-1	0-2	3 2 5	3 1 2	2	0	2	0	1	-6	FT%	3-11	27.5%	
					1 2 3		0	1								
Totals		24-66	4-21	3-11	12 27 39	13 12 55	8	13	12	5	6	-7				Dead Ball Rebounds: 3.0

Technical Fouls: NONE

Syracuse - 62

Record: 7-8 (1-3)

NO. Name	Min	FG	M-A	3P	FT	Rebounds	Fouls	TP	AS	TO	ST	Blocks		BBS BA +/-	Shooting By Period			
												BS	BA		1st FG	1st 3P	1st %	
13 Jyare Davis	F 32:06	4-10	0-1	0-0	2	7 9	2 3	8	4	4	1	0	1	-1	1st FG	3-13	23.1%	
44 Eddie Lampkin	C 35:17	4-11	0-1	2-3	5	7 12	3	3	10	2	4	0	2	1	0	1st 3P	0-2	0%
2 J.J. Starling	G 36:47	9-16	1-3	2-3	4	13	0	0	0	0	0	0	0	0	2nd FG	15-33	45.5%	
3 Laysa Taylor	G 29:45	4-7	2-5	0-0	5	5	2	0	10	0	3	0	0	0	2nd 3P	1-7	14.3%	
8 Elijah Moore	G 16:52	0-3	0-0	0	2	2	0	0	0	0	0	0	0	0	FT%	6-7	85.7%	
6 Petar Majstorovic	12:28	0-1	0-1	0-0	1	5	6	4	1	0	1	0	2	0	GM FG%	26-63	41.5%	
0 Kyle Cuffie, Jr.	03:32	0-1	0-1	0-0	1	1	2	0	0	1	2	0	0	0	3PT%	4-20	20.0%	
4 Chris Bell	23:09	5-13	1-5	2-3	1	2	3	1	2	13	0	1	0	2	3	FT%	6-9	66.7%
5 Jaquan Carlos	10:04	0-1	0-0	0	1	1	1	0	1	0	2	0	1	0	0	Dead Ball Rebounds: 0		
Team						2 1 3	0	0										
Totals		26-63	4-20	6-9	13	35	48	12	13	62	11	18	4	6	5	7		

## 2024-25 BOX SCORES

Official Basketball Box Score - Final

Georgia Tech at SMU

01/11/25 Moody Coliseum, Dallas, Texas

2024-25 Men's Basketball

Game Time: 3:05 PM

Game Duration: 2:00

Attendance: 5,520

Georgia Tech - 71

Record: 9-9 (2-4)

Officials: Lee Cassell, Kipp Kissinger, Isaac Barnes

NO. Name	Min	FG M-A	3P M-A	FT M-A	Rebounds OR DR TOT	Fouls PF FD	TP	AS	TO	ST	Blocks BS BA	+/-	Shooting By Period		
11 Baye Ndongo	F 22:42	1-3	0-0	4-5	1 6 7	2 5 6	1	3	0	0	0	-28	1 <sup>st</sup> FG%	7-24	29.2%
12 Ryan Mutombo	C 16:25	2-6	0-0	0-0	1 1 2	1 0 4	0	0	0	0	0	-14	3PT%	4-4	100%
0 Lance Terry	G 30:11	5-15	0-6	0-0	1 3 4	4 2 10	4	3	0	0	1	-16	2 <sup>nd</sup> FG%	20-35	57.1%
1 Nathan George	G 35:20	4-10	2-5	1-1	1 4 5	0 3 11	10	7	0	1	0	-10	3PT%	8-16	50.0%
3 Jaeden Mustaf	G 13:52	2-3	0-0	1-2	0 0 0	5 1 5	0	3	0	0	1	-19	FT%	4-10	40%
2 Javian McCollum	C 32:20	7-11	5-8	1-2	1 3 4	0 2 20	5	2	0	1	1	-10	GM FG%	27-59	45.8%
30 Ibrahim Souare	15:43	1-1	0-0	0-0	0 0 0	4 1 2	1	1	0	0	0	-4	3PT%	9-23	39.1%
31 Duncan Powell	33:27	5-10	2-4	1-4	3 8 11	0 3 13	1	1	2	1	1	-9	FT%	8-14	57.1%
Team					3 1 4	0	0	2					Dead Ball Rebounds: 2, 0		
Totals		27-59	9-23	8-14	11 26 37	16 17 71	22	22	2	5	5	-22			

Technical Fouls: NONE


SMU - 93

Record: 12-4 (3-2)

NO. Name	Min	FG M-A	3P M-A	FT M-A	Rebounds OR DR TOT	Fouls PF FD	TP	AS	TO	ST	Blocks BS BA	+/-	Shooting By Period		
33 Matt Cross	F 31:53	4-10	2-6	1-2	2 5 7	2 3 11	4	2	3	2	0	23	1 <sup>st</sup> FG%	19-34	55.9%
24 Samet Yigitoglu	C 26:03	2-7	0-1	3-5	3 6 9	4 3 7	1	3	3	2	0	27	3PT%	8-14	57.1%
0 B.J. Edwards	G 29:15	8-11	2-2	1-2	1 2 3	2 3 19	6	1	6	0	1	26	FT%	4-7	57.1%
2 Boggie Miller	G 21:17	2-7	0-3	0-0	0 1 1	2 1 4	9	1	2	0	0	7	2 <sup>nd</sup> FG%	16-36	44.4%
3 Chuck Harris	G 29:33	7-11	4-6	3-4	2 1 3	3 2 21	2	1	0	0	1	19	3PT%	6-14	42.9%
8 Kario Oquendo	21:07	4-8	3-5	1-2	0 1 1	0 3 12	3	0	0	1	1	14	FT%	5-8	62.5%
5 Tibet Gorenor	10:16	1-1	0-0	0-0	0 1 1	2 0 2	0	0	0	0	0	1	GM FG%	35-70	50.0%
21 Yohan Traore	14:55	5-9	3-3	0-0	1 3 4	1 1 13	0	0	0	0	0	-4	3PT%	14-28	50.0%
22 Keon Ambrose-Hylton	10:18	2-5	0-1	0-0	1 1 2	1 0 4	0	1	0	0	0	8	FT%	9-15	60.0%
20 Jerrell Colbert	02:34	0-0	0-0	0-0	0 0 0	0 0 0	0	0	0	0	0	-3	Dead Ball Rebounds: 2, 1		
10 AJ George	02:02	0-0	0-0	0-0	0 2 2	0 0 0	0	0	0	0	0	-6			
35 Jackson Young	00:47	0-1	0-1	0-0	0 0 0	0 0 0	0	0	0	0	0	-2			
Team					3 1 4	0	0	0					Technical Fouls: NONE		
Totals		35-70	14-28	9-15	13 24 37	17 16 93	25	10	15	5	5	-22			

Technical Fouls: NONE

	GT		SMU		Points from Turnovers	GT	SMU	Period by Period Scoring		
	1st	2nd	1st	2nd				TOT		
Best Scoring Run	2 (1 <sup>st</sup> 19:46)	37 (2 <sup>nd</sup> 16:45)	3	2	7	27	GT	19	52	71
Lead Changes	6 (1 <sup>st</sup> 12:13)	14 (1 <sup>st</sup> 4:35)	32	34	7	11	SMU	50	43	93
Times Tied	0	0	15	18						
Time with Lead	00:17	39:29	35	31						



Official Basketball Box Score - Final

Clemson at Georgia Tech

01/14/25 McCamish Pavilion, Atlanta

2024-25 Men's Basketball

Game Time: 9:00 PM

Game Duration: 2:06

Attendance: 4,047

Clemson - 70

Record: 14-4 (6-1)

NO. Name	Min	FG	3P	FT	Rebounds	Fouls	TP	AS	TO	ST	Blocks	BS	BA	+/-	Shooting By Period					
0 Viktor Lakhin	F 35:27	4-9	0-4	2-4	0 6 6	1 5 10	4	3	0	1	0	0	13	1 <sup>st</sup> FG%	14-31	45.2%	1 <sup>st</sup> FG%	14-31	45.2%	
4 Ian Schieffelin	F 36:02	5-8	2-4	4-6	2 5 7	2 4 16	6	0	4	1	0	0	8	3PT%	3-10	30.0%	3PT%	3-10	30.0%	
7 Chauncey Wiggins	F 25:22	3-5	1-1	0-0	1 2 3	3 1 7	0	3	0	0	1	0	5	FT%	5-6	83.3%	FT%	5-6	83.3%	
1 Chase Hunter	G 35:46	3-9	2-5	6-6	0 1 1	3 4 14	3	1	1	1	0	0	9	2 <sup>nd</sup> FG%	9-21	42.9%	2 <sup>nd</sup> FG%	9-21	42.9%	
11 Jaeden Zackery	G 33:01	7-12	3-5	4-4	0 6 6	3 2 21	1	2	3	0	1	0	10	3PT%	5-13	38.5%	3PT%	5-13	38.5%	
2 Dillon Hunter	20:03	1-5	0-3	0-0	1 3 4	3 1 2	0	0	0	0	0	0	13	GMFG%	23-52	44.2%	GMFG%	23-52	44.2%	
10 Del Jones	06:59	0-3	0-1	0-0	0 2 2	2 0 0	2	0	0	0	0	0	0	1	3PT%	11-14	78.6%	3PT%	11-14	78.6%
14 Christian Reeves	03:22	0-0	0-0	0-0	0 2 2	0 0 0	0	0	0	0	0	0	0	-5	FT%	8-23	34.8%	FT%	8-23	34.8%
3 Jake Heidbreder	03:58	0-1	0-0	0-0	0 0 0	1 0 0	0	0	0	0	0	0	0	1	FT%	16-20	80.0%	FT%	16-20	80.0%
Team					1 0 1	0	0	0							Dead Ball Rebounds: 3, 0					
Totals		23-52	8-23	16-20	5 27 32	18 17 70	16	9	8	4	2	11			Technical Fouls: NONE					

Georgia Tech - 59

Record: 8-10 (2-5)

NO. Name	Min	FG	3P	FT	Rebounds	Fouls	TP	AS	TO	ST	Blocks	BS	BA	+/-	Shooting By Period					
11 Baye Ndongo	F 37:49	5-11	1-2	3-5	4 8 12	3 3 14	1	2	3	1	0	0	-11	1 <sup>st</sup> FG%	7-23	30.4%	1 <sup>st</sup> FG%	7-23	30.4%	
30 Ibrahim Souare	F 21:29	0-1	0-0	0-0	2 4 6	4 0 0	0	0	0	0	1	0	-8	3PT%	2-10	20.0%	3PT%	2-10	20.0%	
31 Duncan Powell	F 34:33	3-12	1-5	2-2	2 5 7	5 2 9	0	1	0	0	1	0	-13	FT%	9-11	81.8%	FT%	9-11	81.8%	
1 Naithan George	G 37:27	5-11	3-6	0-1	1 2 3	4 3 13	4	5	0	0	0	0	-12	2 <sup>nd</sup> FG%	12-31	38.7%	2 <sup>nd</sup> FG%	12-31	38.7%	
2 Javian McCollum	G 37:59	3-11	1-4	4-4	0 0 0	1 3 11	5	2	1	0	1	0	-13	3PT%	5-10	50.0%	3PT%	5-10	50.0%	
3 Jaeden Mustaf	25:51	3-8	1-3	5-7	0 2 2	1 6 12	0	3	1	0	2	0	-1	FT%	5-8	62.5%	FT%	5-8	62.5%	
12 Ryan Mutombo	04:53	0-0	0-0	0-0	0 2 2	0 0 0	0	0	0	0	1	0	0	3	GMFG%	19-54	35.2%	GMFG%	19-54	35.2%
Team					3 1 4	0	1								FT%	14-19	73.7%	FT%	14-19	73.7%
Totals		19-54	7-20	14-19	12 24 36	17 18 59	10	14	6	2	4	-11			Technical Fouls: NONE					

	CL	GaTech	Points from	CL	GaTech	Period by Period Scoring			
Biggest lead	19 (2 <sup>nd</sup> 8:27)	0 (1 <sup>st</sup> 20:00)	Turnovers	15	11	1st	2nd	TOT	
Best Scoring Run	6 (1 <sup>st</sup> 14:20)	9 (2 <sup>nd</sup> 2:30)	Paint	28	20	CL	36	34	70
Lead Changes	0	0	Second Chance	7	6	GT	25	34	59
Times Tied	0	0	Fast Breaks	6	8	GT	25	34	59
Time with Lead	39:36	00:00	Bench	2	12				

Official Basketball Box Score - Final

01/18/25 Donald L. Tucker Center, Tallahassee

2024-25 FSU Men's Basketball

Game Time: 12:00 PM

Game Duration: 2:11

Attendance: 6,75

Georgia Tech - 78

Record: 8-11 (2-6)

NO.	Name	Min	FG		3P		FT		Rebounds		Fouls		TP	AS	TO	ST	Blocks		+/-	Shooting By Period		
			M	A	M	A	M	A	O	D	TOT	P					F	B			B	A
11	Baye Ndongo	F 26:13	1-3	0-0	1-1	2	10	12	5	3	3	1	2	0	0	0	1	1	1 <sup>st</sup> FG%		7-27	25.9%
30	Ibrahim Souare	F 27:15	1-1	0-0	0-2	1	1	2	4	2	2	0	2	0	0	0	0	-10	3PT%		2-14	14.3%
0	Lance Terry	G 38:33	9-17	2-6	3-4	0	1	1	1	2	23	2	2	2	1	0	2	-15	FT%		8-10	80%
1	Nathan George	G 38:26	4-12	2-7	0-2	0	3	3	2	1	10	4	1	1	1	0	0	-9	2 <sup>nd</sup> FG%		19-33	57.6%
2	Javian McCollum	G 36:51	7-17	4-11	2-3	0	2	2	1	3	20	4	3	3	0	1	-17	3PT%	7-15		46.7%	
31	Duncan Powell	G 32:42	4-10	1-5	1-12	3	3	6	4	6	20	2	2	1	0	1	-15	FT%	9-14		64.3%	
Team											0							GM FG%	26-60		43.3%	
																		3PT%	9-29		31.0%	
Totals		26-60	9-29	17-24	10	22	32	17	17	78	13	12	6	1	5	13			FT%	17-24	70.8%	

Technical Fouls: NONE

Dead Ball Rebounds: 40

Florida State - 91

Record: 13-5 (4-3)

NO.	Name	Min	FG		3P		FT		Rebounds		Fouls		TP	AS	TO	ST	Blocks		+/-	Shooting By Period	
			M	A	M	A	M	A	O	D	TOT	P					F	B			B
1	Jamir Watkins	F 31:24	6-12	3-7	2-3	1	4	5	3	6	17	3	1	2	1	0	14	1 <sup>st</sup> FG%	15-34		44.1%
10	Taylor Bol Bowen	F 28:17	7-9	3-5	3-5	1	3	4	1	3	20	0	1	0	0	0	7	3PT%	5-17		29.4%
12	Malique Ewin	F 26:11	6-9	0-0	5-6	5	6	11	3	3	17	4	2	1	2	0	16	FT%	2-4		50%
0	Chandler Jackson	G 20:15	4-9	0-2	0-0	0	1	1	1	0	8	1	1	1	0	0	4	2 <sup>nd</sup> FG%	20-33		60.6%
5	Daquan Davis	G 21:20	3-8	0-3	1-1	0	1	1	2	1	7	3	0	0	1	1	19	3PT%	4-10		40.0%
7	Jerry Deng	11:10	3-5	2-3	1-2	0	1	1	2	1	9	0	0	0	0	0	0	FT%	10-13		76.9%
25	Justin Thomas	23:11	0-2	0-2	0-0	2	6	8	3	3	0	5	0	3	0	0	0	GM FG%	35-67		52.2%
3	Bostyn Holt	19:52	3-7	0-2	0-0	0	2	2	1	0	6	1	3	1	0	0	-1	3PT%	9-27		33.3%
21	Alter Malik	08:30	0-1	0-0	1	1	2	1	0	0	2	0	0	0	0	0	0	FT%	12-17	70.6%	
11	Christian Ntutu	05:59	1-3	0-1	0-0	0	0	0	1	0	2	0	0	0	1	0	-3	Dead Ball Rebounds: 30			
9	Anastasios Rozakeas	01:19	2-2	1-1	0-0	1	0	1	0	0	5	0	0	0	0	0	-4				
43	Jesse Jones	01:59	0-0	0-0	0-0	0	0	0	0	0	0	0	0	0	0	0	0				
4	Jalen Crawford	00:33	0-0	0-0	0-0	0	0	0	0	0	0	0	0	0	0	0	0				
Team																					
Totals		35-67	9-27	12-17							12	27	39	18	17	91	19	8	5	1	13

Technical Fouls: Davis 1<sup>st</sup>; 58Bowen 2<sup>nd</sup>; 159


Biggest lead	GT		FSU		Points from Turnovers	GT	FSU	Period by Period Scoring				
	0 (1 <sup>st</sup> 20:00)	17 (2 <sup>nd</sup> 1:59)	0	13 (2 <sup>nd</sup> 18:06)				1st	2nd	TOT		
	0	9 (2 <sup>nd</sup> 1:59)	0	0								
Best Scoring Run	13 (2 <sup>nd</sup> 18:06)	9 (2 <sup>nd</sup> 1:59)	0	0	Paint	28	44	GT	24	54	78	
Lead Changes	0	0	Second Chance	12	20							
Times Tied	0	0	Fast Breaks	9	23							
Time with Lead	00:00	39:38	Bench	20	22	FSU	37	54	78	91		



## 2024-25 BOX SCORES



2024-25 BOX SCORES

		Official Basketball Box Score - Final										Game Time: 7:00 PM							
Stanford at Georgia Tech		Game Duration: 2:00										Attendance: 3,866							
02/12/25 McCarish Pavilion, Atlanta		2024-25 Men's Basketball																	
Stanford - 52		Record: 16-9 (8-6)										Officials: Ron Groover, Tim Clougherty, Rick Crawford							
		NO.	Name	Min	FG	3P	FT	Rebounds	Fouls	TP	AS	TO	ST	Blocks	BS	BA	+/-	Shooting By Period	
					M-A	M-A	M-A	OR DR TOT	PF FD									1 <sup>st</sup> FG%	7-30 23.3%
		2	Donavin Young	F 24:16	2-7	0-4	3-3	3 2 5	1 3	7	0	1	0	2	0	-14		3PT%	3-15 20.0%
		42	Maxime Raynaud	F 33:35	4-13	0-6	0-0	0 6 6	3 4	8	0	2	2	2	0	-10		FT%	3-3 100%
		4	Oziyah Sellers	G 29:44	3-9	2-3	0-0	1 1 2	1 0	8	1	1	0	0	0	-21		2 <sup>nd</sup> FG%	13-36 36.1%
		11	Ryan Agarwal	G 13:00	0-4	0-3	0-0	1 0 1	1 0	0	1	0	0	0	0	-7		3PT%	2-12 16.7%
		21	Jaylen Blakes	G 29:19	4-10	0-1	4-4	0 2 2	1 3	12	6	0	2	1	4	-1		FT%	4-4 100%
		5	Benny Gealer	24:24	2-9	2-7	0-0	0 2 2	4 1	6	2	1	2	1	0	8		GM FG%	20-66 30.3%
		10	Chisom Okpara	14:32	4-8	1-2	0-0	1 0 1	1 0	9	2	0	1	0	0	9		3PT%	5-27 18.5%
		33	Evan Stinson	12:52	0-2	0-1	0-0	0 2 2	1 1	0	1	0	0	0	0	1		FT%	7-7 100.0%
		52	Aidan Cammann	14:44	1-4	0-0	0-0	1 3 4	2 1	2	0	1	1	1	1	-7		Dead Ball Rebounds: 1.1	
		20	Cameron Grant	03:24	0-0	0-0	0-0	1 1 2	0 0	0	0	0	0	0	0	2			
		0	Anthony Batson Jr.	00:05	0-0	0-0	0-0	0 0 0	0 0	0	0	0	0	0	0	0			
		24	Jaylen Thompson	00:05	0-0	0-0	0-0	0 0 0	0 0	0	0	0	0	0	0	0			
		Team						5 1 6		0		1							
		Totals		20:66	5-27	7-7	13-20	33 15 13	52	13	7	8	7	5	-8				
		Technical Fouls: NONE																	
Georgia Tech - 60		Record: 12-13 (6-8)																	
		NO.	Name	Min	FG	3P	FT	Rebounds	Fouls	TP	AS	TO	ST	Blocks	BS	BA	+/-	Shooting By Period	
					M-A	M-A	M-A	OR DR TOT	PF FD									1 <sup>st</sup> FG%	11-29 37.9%
		10	Darrion Sutton	F 33:36	0-2	0-1	2-2	1 3 4	2 1	2	1	1	0	1	0	3		3PT%	3-7 42.9%
		11	Baye Ndongo	F 35:12	6-16	0-2	3-3	7 9 16	4 2	15	1	6	1	3	3	15		FT%	10-11 90.9%
		30	Ibrahim Souare	F 27:26	2-4	0-0	0-0	1 3 4	3 1	4	1	1	1	0	1	-1		2 <sup>nd</sup> FG%	8-20 40.0%
		31	Duncan Powell	F 40:00	2-10	2-7	4-4	1 6 7	2 4	10	1	2	0	0	2	8		3PT%	2-8 25.0%
		1	Naithan George	G 40:00	7-13	3-4	5-5	0 7 7	0 4	22	5	3	0	1	1	8		FT%	7-8 87.5%
		3	Jaeden Mustaf	20:33	2-4	0-1	3-5	0 0 0	1 3	7	0	0	0	0	0	7		GM FG%	19-49 38.6%
		12	Ryan Mutombo	03:13	0-0	0-0	0-0	0 0 0	1 0	0	0	0	0	0	0	0		3PT%	5-15 33.3%
		Team						0 4 4		0		2						FT%	17-19 89.5%
		Totals		19:49	5-15	17-19	10 32 42	13 15	60	9	15	2	5	7	8			Dead Ball Rebounds: 1.0	
		Technical Fouls: NONE																	
				STAN	GaTech		Points from		STAN	GaTech	Period by Period Scoring								
		Best Scoring Run		0 (1 <sup>st</sup> 20:00)	20 (1 <sup>st</sup> 1:59)		Turnovers		10	4	1st 2nd TOT								
		Best Scoring Run		9 (2 <sup>nd</sup> 5:55)	10 (1 <sup>st</sup> 8:29)		Paint		28	24	STAN			20	32	52			
		Lead Changes		0			Second Chance		9	10	GaTech			35	25	60			
		Times Tied		0			Fast Breaks		12	0									
		Time with Lead		00:00	39:34		Bench		17	7									



MISCELLANEOUS

Starting Lineups									
Date	Opponent	Result	F	F	C	G	G	Lineup#	Record
N6	WEST GEORGIA	W, 85-62	Reeves Jr.	O'Brien	Ndongo	McCollum	George	1	1-0
N10	NORTH FLORIDA	L, 93-105	Reeves Jr.	O'Brien	Ndongo	McCollum	George	1	1-1
N12	TEXAS SOUTHERN	W, 81-62	Reeves Jr.	Ndongo	Ornwuchekwa	McCollum	George	2	1-0
N15	GEORGIA	L, 69-77	Reeves Jr.	Ndongo	Ornwuchekwa	McCollum	George	2	1-1
N23	CINCINNATI	L, 58-81	Reeves Jr.	Ndongo	Ornwuchekwa	McCollum	George	2	1-2
N27	CHARLESTON SOUTHERN	W, 91-67	Reeves Jr.	Ndongo	Ornwuchekwa	Terry	George	3	1-0
N30	CENTRAL ARKANSAS	W, 87-68	O'Brien	Ndongo	Ornwuchekwa	Terry	George	4	1-0
D3	at Oklahoma	L, 61-76	O'Brien	Ndongo	Ornwuchekwa	Terry	George	4	1-1
D7	at North Carolina	L, 65-68	O'Brien	Ndongo	Ornwuchekwa	Terry	George	4	1-2
D15	vs. Northwestern	L, 60-71	O'Brien	Ndongo	Ornwuchekwa	Terry	George	4	1-3
D18	UMBC	W, 91-82	Mustaf	Ndongo	Mutombo	Terry	George	5	1-0
D21	DUKE	L, 56-82	Mustaf	Ndongo	Mutombo	Terry	George	5	1-1
D28	ALABAMA A&M	W, 92-49	Mustaf	Ndongo	Mutombo	Terry	George	5	2-1
D31	NOTRE DAME	W, 86-75	Mustaf	Ndongo	Mutombo	Terry	George	5	3-1
J4	BOSTON COLLEGE	W, 85-64	Mustaf	Ndongo	Mutombo	Terry	George	5	4-1
J7	at Syracuse	L, 55-62	Mustaf	Ndongo	Mutombo	Terry	George	5	4-2
J11	at SMU	L, 71-93	Mustaf	Ndongo	Mutombo	Terry	George	5	4-3
J14	CLEMSON	L, 59-70	Powell	Ndongo	Souare	McCollum	George	6	0-1
J18	at Florida State	L, 78-91	Terry	Ndongo	Souare	McCollum	George	7	0-1
J22	VIRGINIA TECH	W, 71-64	Powell	Ndongo	Souare	McCollum	George	6	0-2
J28	at Notre Dame	L, 68-71	Terry	Ndongo	Souare	McCollum	George	7	0-2
F1	LOUISVILLE	W, 77-70	Terry	Ndongo	Souare	McCollum	George	7	1-2
F4	at Clemson	W, 89-86 (3ot)	Terry	Ndongo	Souare	McCollum	George	7	2-2
F8	at Virginia	L, 61-75	Powell	Ndongo	Souare	Terry	George	8	0-1
F12	STANFORD	W, 60-52	Powell	Ndongo	Souare	Sutton	George	9	1-0
F15	CALIFORNIA								
F22	at Boston College								
F25	at Pittsburgh								
M1	NC STATE								
M4	MIAMI								
M8	at Wake Forest								

Specialty Stats (GT/Opp)						
Date	Opponent	Paint	OffTO	2ndCh	FBreak	Bench
N6	WEST GEORGIA	48/24	9/5	22/10	17/7	27/20
N10	NORTH FLORIDA	46/52	17/13	10/16	15/14	22/32
N12	TEXAS SOUTHERN	12/20	17/10	18/10	6/12	17/43
N15	GEORGIA	28/46	12/18	8/10	1/13	27/22
N23	CINCINNATI	28/44	12/16	12/6	7/16	26/19
N27	CHARLESTON SOUTHERN	52/18	17/4	17/11	23/9	32/20
N30	CENTRAL ARKANSAS	30/12	10/10	13/1	6/10	21/8
D3	at Oklahoma	30/16	10/13	4/4	3/13	27/18
D7	at North Carolina	22/34	15/17	15/11	5/16	9/19
D15	vs. Northwestern	28/28	6/11	4/6	0/19	30/4
D18	UMBC	42/32	25/16	5/3	12/32	20/18
D21	DUKE	30/38	10/12	8/8	8/10	24/19
D28	ALABAMA A&M	42/10	20/13	14/13	20/14	41/28
D31	NOTRE DAME	38/36	13/15	12/3	12/3	44/15
J4	BOSTON COLLEGE	44/32	18/6	4/5	16/12	33/16
J7	at Syracuse	32/34	12/11	7/10	8/9	8/13
J11	at SMU	32/34	7/27	7/11	15/18	35/31
J14	CLEMSON	20/28	11/15	6/7	8/6	12/2
J18	at Florida State	28/44	19/22	12/20	9/23	20/22
J22	VIRGINIA TECH	28/18	20/12	5/8	14/8	2/21
J28	at Notre Dame	32/20	11/8	8/13	6/0	20/16
F1	LOUISVILLE	36/32	20/11	9/7	9/7	11/10
F4	at Clemson	44/28	16/15	29/13	4/8	19/10
F8	at Virginia	28/34	5/13	10/16	9/10	4/10
F12	STANFORD	24/28	4/10	10/9	0/12	7/17
F15	CALIFORNIA					
F22	at Boston College					
F25	at Pittsburgh					
M1	NC STATE					
M4	MIAMI					
M8	at Wake Forest					

Miscellaneous

		Uniform		Large	Large		Lead	GT	Opp	Game		
Date	Opponent	Color	Tip	Lead	Deficit	Ties	Changes	Led	Led	Tied	#Players Played	On the Floor at the End
N6	WEST GEORGIA	White	UWG	30	-	-	-	39:35	-	0:25	11	McCollum, Terry, Sutton, Souare, Powell
N10	NORTH FLORIDA	Gold	GT	9	21	7	7	13:25	23:28	3:07	8	George, McCollum, Ndongo, Reeves Jr., Terry
N12	TEXAS SOUTHERN	White	GT	30	2	1	6	36:02	2:35	1:23	8	George, McCollum, Terry, Souare, Powell
N15	GEORGIA	White	GT	3	15	3	4	7:17	29:40	3:03	9	George, Reeves Jr., Ndongo, Ornwuchekwa, Terry
N23	CINCINNATI	Gold	UC	2	26	1	1	0:25	38:15	1:20	11	Terry, Mustaf, Souare, Powell, Nichols
N27	CHARLESTON SOUTHERN	Gold	GT	24	2	2	4	38:01	1:02	0:57	9	Mustaf, Terry, George, Ndongo, Powell
N30	CENTRAL ARKANSAS	White	GT	19	-	-	-	39:41	-	0:19	8	Terry, George, Mustaf, Ndongo, Powell
D3	at Oklahoma	Gray	OU	11	15	1	3	21:50	17:10	1:00	8	Terry, George, Mustaf, O'Brien, Powell
D7	at North Carolina	Gold	GT	8	7	12	9	13:57	22:17	3:46	8	Terry, George, O'Brien, Mustaf, Powell
D15	vs. Northwestern	Navy	NU	-	22	-	-	-	39:42	0:18	10	Terry, Mustaf, Sutton, Ndongo, Powell
D18	UMBC	White	GT	22	9	-	2	34:25	3:52	1:43	9	Terry, George, McCollum, Mustaf, O'Brien
D21	DUKE	White	DU	3	26	1	1	3:34	35:36	1:00	9	Mustaf, McCollum, Sutton, Powell, Souare
D28	ALABAMA A&M	Gold	AAMU	43	2	3	4	36:59	0:33	2:28	11	Mustaf, Sutton, Souare, Nichols, San Miguel
D31	NOTRE DAME	White	ND	19	1	1	2	38:07	0:21	1:32	8	Terry, George, McCollum, Mustaf, Powell
J4	BOSTON COLLEGE	White	BC	27	4	4	4	35:18	2:55	1:47	8	George, Mustaf, Ndongo, Souare, Powell
J7	at Syracuse	Gray	SYR	3	8	3	4	0:57	36:16	2:47	8	Terry, George, McCollum, Ndongo, Powell
J11	at SMU	Gold	GT	2	37	-	1	0:17	39:29	0:14	8	Terry, George, McCollum, Ndongo, Powell
J14	CLEMSON	White	CL	-	19	-	-	-	39:36	0:24	7	George, McCollum, Mustaf, Ndongo, Souare
J18	at Florida State	Navy	FSU	-	17	-	-	-	39:38	0:22	6	Terry, George, McCollum, Souare, Powell
J22	VIRGINIA TECH	Gold	GT	9	2	5	6	33:09	2:53	3:58	7	Ndongo, Souare, Powell, George, McCollum
J28	at Notre Dame	Gray	GT	7	6	2	1	36:53	1:49	2:18	7	Terry, George, McCollum, Souare, Powell
F1	LOUISVILLE	HBE/Navy	LOU	9	13	2	7	15:12	23:36	1:12	6	Terry, George, McCollum, Souare, Powell
F4	at Clemson	Navy	GT	5	6	14	23	14:41	28:38	11:41	8	Terry, George, Ndongo, Souare, Powell
F8	at Virginia	Gold	VA	3	17	4	4	3:14	34:03	2:43	8	Sutton, Souare, Powell, San Miguel, Nichols
F12	STANFORD	White	GT	20	-	-	-	-	39:34	0:26	7	George, Mustaf, Sutton, Ndongo, Powell
F15	CALIFORNIA											
F22	at Boston College											
F25	at Pittsburgh											
M1	NC STATE											
M4	MIAMI											
M8	at Wake Forest											

\*alternate gold or white uniform



ROSTER AT-A-GLANCE

NUMERICAL

No.	Name	Pos.	Ht.	Wt.	Cl.	Exp.	Hometown	High School/College
0	Lance Terry	G	6-3	200	r-Sr.	1VL	College Park, Ga.	The Heritage School (Ga.) / Gardner-Webb
1	Naithan George	G	6-3	185	So.	1VL	Toronto, Ontario	Canyon International Academy (Glendale, Ariz.)
2	Javian McCollum	G	6-2	175	Sr.	TR	Fort Myers, Fla.	Fort Myers HS/Siena/Oklahoma
3	Jaeden Mustaf	G	6-5	210	Fr.	HS	Bowie, Md.	Overtime Elite (Atlanta, Ga.)
9	Luke O'Brien	F	6-8	225	Gr.	TR	Littleton, Colo.	Columbine HS/Colorado
10	Darrion Sutton	F	6-8	205	Fr.	HS	St. Charles, Mo.	Overtime Elite (Atlanta, Ga.)
11	Baye Ndongo	F	6-9	240	So.	1VL	Mboro, Senegal	Putnam (Conn.) Science Academy
12	Ryan Mutombo	C	7-2	255	Gr.	TR	Atlanta, Ga.	The Lovett School/Georgetown
14	Kowacie Reeves, Jr.	G	6-7	205	Sr.	1VL	Macon, Ga.	Westside HS / Florida
30	Ibrahim Souare	F	6-9	225	r-Fr.	RS	Conakry, Guinea	Canyon International Academy (Glendale, Ariz.)
31	Duncan Powell	F	6-8	235	rOJr.	TR	Dallas, Texas	DeSoto HS/North Carolina A&T/Sacramento State
32	Dyllan Thompson	G/F	6-7	215	Fr.	HS	Sugar Land, Texas	Second Baptist HS
33	Marcos San Miguel	G	6-4	203	So.	1VL	Atlanta, Ga.	Campbell HS
35	Emmer Nichols	F	6-6	223	r-So.	1VL	Woodside, Calif.	Sacred Heart Preparatory School
45	Doryan Onwuchekwa	C	6-11	240	Fr.	HS	Dallas, Texas	Faith Family Academy of Oak Cliff

ALPHABETICAL

No.	Name	Pos.	Ht.	Wt.	Cl.	Exp.	Hometown	High School/College
1	Naithan George	G	6-3	185	So.	1VL	Toronto, Ontario	Canyon International Academy (Glendale, Ariz.)
2	Javian McCollum	G	6-2	175	Sr.	TR	Fort Myers, Fla.	Fort Myers HS/Siena/Oklahoma
3	Jaeden Mustaf	G	6-5	210	Fr.	HS	Bowie, Md.	Overtime Elite (Atlanta, Ga.)
12	Ryan Mutombo	C	7-2	255	Gr.	TR	Atlanta, Ga.	The Lovett School/Georgetown
11	Baye Ndongo	F	6-9	240	So.	1VL	Mboro, Senegal	Putnam (Conn.) Science Academy
35	Emmer Nichols	F	6-6	223	r-So.	1VL	Woodside, Calif.	Sacred Heart Preparatory School
9	Luke O'Brien	F	6-8	225	Gr.	TR	Littleton, Colo.	Columbine HS/Colorado
45	Doryan Onwuchekwa	C	6-11	240	Fr.	HS	Dallas, Texas	Faith Family Academy of Oak Cliff
31	Duncan Powell	F	6-8	235	r-Jr.	TR	Dallas, Texas	DeSoto HS/North Carolina A&T/Sacramento State
14	Kowacie Reeves, Jr.	G	6-7	205	Sr.	1VL	Macon, Ga.	Westside HS / Florida
33	Marcos San Miguel	G	6-4	203	So.	1VL	Atlanta, Ga.	Campbell HS
30	Ibrahim Souare	F	6-9	225	r-Fr.	RS	Conakry, Guinea	Canyon International Academy (Glendale, Ariz.)
10	Darrion Sutton	F	6-8	205	Fr.	HS	St. Charles, Mo.	Overtime Elite (Atlanta, Ga.)
0	Lance Terry	G	6-3	200	r-Sr.	1VL	College Park, Ga.	The Heritage School (Ga.) / Gardner-Webb
32	Dyllan Thompson	G/F	6-7	215	Fr.	HS	Sugar Land, Texas	Second Baptist HS

Head Coach: Damon Stoudamire (Arizona, 1995), 2nd season

Associate Head Coach: Karl Hobbs (Connecticut, 1984), 2nd season

Assistant Coach: B.J. Elder (Georgia Tech, 2014), 6th season

Assistant Coach: Pershin Williams (North Florida, 2005), 2nd season

Assistant Coach: Nate Babcock (Wisconsin-Eau Claire, 2009), 2nd season

Assistant Coach: Bonzi Wells (Ball State, 1998), 2nd season

Quality Control Analyst: Greg Gary (Tulane, 1992), 1st season

Director of Player Personnel: Matt Holt (Northeastern, 2011), 2nd season

Director of Scouting: Hayden Sheridan (Arizona, 2016), 7th season

Assistant Director of Operations: Taylor Ann Hendricks (Iowa State, 2020), 3rd season

Special Assistant to the Head Coach: James Forrest (Georgia Tech, 1995), 1st season

Associate Director of Sports Medicine/Men's Basketball: Richard Stewart (Salisbury, 2005), 18th season

Director of Strength and Conditioning/Men's Basketball: Justin Landry (Cal State East Bay, 2012), 2nd season

Recruiting and Operations Coordinator: Jake Alburnus (Western Michigan, 2020), 2nd season

BY CLASS

Graduates: Ryan Mutombo, Luke O'Brien

Seniors: Javian McCollum, Kowacie Reeves, Jr., Lance Terry (r)

Juniors: Duncan Powell

Sophomores: Naithan George, Baye Ndongo, Emmer Nichols (r), Marcos San Miguel

Freshman: Jaeden Mustaf, Doryan Onwuchekwa, Ibrahim Souare (r), Darrion Sutton, Dyllan Thompson

BY STATE/COUNTRY

California: Emmer Nichols

Canada: Naithan George

Colorado: Luke O'Brien

Florida: Javian McCollum

Georgia: Ryan Mutombo, Kowacie Reeves, Jr., Marcos San Miguel, Lance Terry

Guinea: Ibrahim Souare

Maryland: Jaeden Mustaf

Missouri: Darrion Sutton

Senegal: Baye Ndongo

Texas: Doryan Onwuchekwa, Duncan Powell, Dyllan Thompson

BY MAJOR

Applied Language and Intercultural Studies: Javian McCollum, Duncan Powell

Business Administration: Naithan George, Jaeden Mustaf, Dorian Onwuchekwa, Ibrahim Souare, Darrion Sutton

Computer Science: Marcos San Miguel

Economics: Luke O'Brien

Economics/International Affairs: Emmer Nichols

History, Technology & Society: Kowacie Reeves, Jr., Lance Terry

Literature, Media & Communication: Baye Ndongo

Management (MS): Ryan Mutombo

BY HEIGHT

6-2 Javian McCollum

6-3 Naithan George, Lance Terry

6-4 Marcos San Miguel

6-5 Jaeden Mustaf

6-6 Dallan "Deebo" Coleman, Miles Kelly, Emmer Nichols, Ibrahim Sacko

6-7 Kowacie Reeves, Jr., Dyllan Thompson

6-8 Luke O'Brien, Duncan Powell, Darrion Sutton

6-9 Baye Ndongo, Ibrahim Souare

6-11 Doryan Onwuchekwa

7-2 Ryan Mutombo

PRONUNCIATION GUIDE

McCamish Pavilion Muh-CAM-ish (like CAM Newton)

Javian McCollum JAY-vee-un muh-CALL-um

Jaeden Mustaf JAY-dun MOO-stoff

Ryan Mutombo moo-TOM-bo

Baye Ndongo BYE nDON-go

(NOT en-dongo or ruh-dongo)

Doryan Onwuchekwa DOR-ee-un ON-woo-CHECK-wuh

Kowacie Reeves, Jr. ko-WAY-see

Ibrahim Souare EE-bruh-HEEM SWAR-ay (rhymes with soiree)

Darrion Sutton DARR-ee-on

# RADIO/TV ROSTER



**Naithan George**  
G • 6-3 • So.

1



**Javian McCollum**  
G • 6-2 • Sr.

2



**Jaeden Mustaf**  
G • 6-5 • Fr.

3




**Ryan Mutombo**  
C • 7-2 • Gr.

12



**Baye Ndongo**  
F • 6-9 • So.

11



**Emmer Nichols**  
F • 6-6 • r-So.

35




**Luke O'Brien**  
F • 6-8 • Gr.

9



**Doryan Onwuchekwa**  
C/F • 6-11 • Fr.

45



**Duncan Powell**  
F • 6-8 • Jr.

31



**Kowacie Reeves, Jr.**  
G • 6-7 • Sr.

14



**Marcos San Miguel**  
G • 6-4 • So.

33



**Ibrahim Souare**  
F • 6-9 • r-Fr.

30



**Darrion Sutton**  
F • 6-8 • Fr.

10



**Lance Terry**  
G • 6-3 • Sr.

0



**Dyllan Thompson**  
G/F • 6-7 • Fr.

32



**Damon Stoudamire**  
Head Coach




**Karl Hobbs**  
Associate Head Coach



**B.J. Elder**  
Assistant Coach



**Pershin Williams**  
Assistant Coach



**Nate Babcock**  
Assistant Coach



**Bonzi Wells**  
Assistant Coach



## RADIO/TV CHEAT SHEET



0

**LANCE TERRY****Guard • 6-3 • 200 • 5th-yr. Senior • College Park, Ga.**

Year	GP/GS	PPG	RPG	APG	FG%	3FG%	FT%
2024-25	22/17	14.9	2.9	1.5	.442	.377	.700
Season Highs	Pts: 25	Reb: 10	Ast: 4	Min: 52:16			
Career Highs	Pts: 26	Reb: 10	Ast: 4	Min: 52:16			

**Notes**

- Currently Tech's top scorer, No. 9 in ACC in 3pt FG per game (2.33), missed 3 of Tech's last 8 games (inj/illness)
- Averaging 14.2 ppg vs. ACC, 40.1% FG, 32.8% 3pt FG, 62.5% FT (missed CL/hand, VT/illness, limited VA/hand)
- Surpassed 1,200 career points vs. Louisville; scored 20+ 7 times this season (4X vs. ACC teams)
- Did not play in 2023-24 due to injury, elected to red-shirt and return in 2024-25



1

**NAITHAN GEORGE (NAY-thun or NATE)****Guard • 6-3 • 185 • Sophomore • Toronto, Ontario**

Year	GP/GS	PPG	RPG	APG	FG%	3FG%	FT%
2024-25	25/25	12.5	4.0	6.2	.410	.331	.796
Season Highs	Pts: 28	Reb: 8	Ast: 11	Min: 55:00			
Career Highs	Pts: 28	Reb: 8	Ast: 11	Min: 55:00			

**Notes**

- No. 1 in the ACC, No. 13 in NCAA in assist average; No. 6 in ACC in assist/turnover ratio (2.36-1)
- Averaging 14.3 ppg, 6.1 apg vs. ACC; double-digit points in 12 straight games, 20+ in each of last 3 (23.3 ppg)
- His 291 assists over his first 2 seasons are most since Drew Barry (305 from 1992-96)
- Has 3 pts/ast double-doubles this season; 12 games of 7 or more assists



2

**JAVIAN MCCOLLUM (JAY-vee-un)****Guard • 6-2 • 175 • Senior • Fort Myers, Fla.**

Year	GP/GS	PPG	RPG	APG	FG%	3FG%	FT%
2024-25	19/11	12.2	2.7	3.4	.435	.363	.865
Season Highs	Pts: 21	Reb: 5	Ast: 6	Min: 37:59			
Career Highs	Pts: 30	Reb: 7	Ast: 9	Min: 38			

**Notes • HM All-Big 12 in 2023-24**

- 15.1 ppg in Tech's last 10 games, 4 games of 20+ pts (42.5% FG, 35.7% 3pt FG, 29-33 FT, 39 ast, 18 stl)
- Vs. ACC: 13.9 ppg, 4.0 apg, 42.9% FG, 33.3% 3pt FG, 85.7% FT (21 pts vs. ND, 20 vs. BC, SMU, FSU)
- Missed 4 games in Nov/Dec (concussion), missed 2nd half at Clemson + last 2 games (head)
- Transfer from Oklahoma, No. 31 in ESPN's transfer portal ranking, No. 2 among transfers into ACC (247Sports)



3

**JAEDEN MUSTAF (JAY-dun MOO-stoff)****Guard • 6-5 • 210 • Freshman • Bowie, Md.**

Year	GP/GS	PPG	RPG	APG	FG%	3FG%	FT%
2024-25	17/7	8.9	3.1	1.6	.416	.368	.695
Season Highs	Pts: 18	Reb: 7	Ast: 6	Min: 34:04			
Career Highs	Pts: 18	Reb: 7	Ast: 6	Min: 34:04			

**Notes**

- Returned after 6-game absence (foot) to play 20 minutes and score 7 pts vs. Stanford
- 7 games w/ double-digit points this season, scored 12 pts vs. Clemson
- Started 7 games - 25 mpg, 8.4 ppg, 44.9% FG, 3-6 3pt FG
- Overtime Elite product ranked No. 58 nationally and No. 7 at his position



9

**LUKE O'BRIEN****Forward • 6-8 • 225 • Grad. Senior • Littleton, Colo.**

Year	GP/GS	PPG	RPG	APG	FG%	3FG%	FT%
2024-25	10/6	6.4	4.4	0.6	.471	.321	.778
Season Highs	Pts: 15	Reb: 10	Ast: 1	Min: 27:35			
Career Highs	Pts: 18	Reb: 14	Ast: 4	Min: 36			

**Notes**

- Started 6 of 10 games played, played 1 ACC game; missed last 14 with toe injury (last played 12/18 vs. UMBC)
- Solid rotation player who is No. 3 on team in FG%, season-high 10 rebs vs. West Ga., 15 pts vs. North Fla.
- Transfer from Colorado, where he played with 3 2024 NBA draft picks; key rotation player/part-time starter
- Played in 111 games (29 starts) over 4 seasons, career-best 6.7 ppg, 3.8 rpg, 37.6% 3FG in 2023-24



10

**DARRION SUTTON (DARE-ee-on)****Forward • 6-8 • 205 • Freshman • St. Louis, Mo.**

Year	GP/GS	PPG	RPG	APG	FG%	3FG%	FT%
2024-25	9/1	1.6	1.7	0.4	.214	.000	.667
Season Highs	Pts: 4	Reb: 4	Blk: 1	Min: 22:56			
Career Highs	Pts: 4	Reb: 4	Blk: 1	Min: 22:56			

**Notes**

- Played in opener vs West GA, then missed 8 with inj; returned to action vs. Northwestern
- Played in just 4 games since Dec. 28, but has played 56 minutes last 2 games (2 pts/4 reb/1 ast vs. Stanford)
- Overtime Elite product ranked No. 98 nationally and No. 24 at his position
- Averaged 10.6 ppg, 8.2 rpg, 3.5 apg in 17 games for Team RWE, advancing to OTE championship series



11

**BAYE NDONGO (BYE NDON-go)****Forward • 6-9 • 240 • Sophomore • Mboro, Senegal**

Year	GP/GS	PPG	RPG	BPG	FG%	3FG%	FT%
2024-25	25/25	12.1	8.1	0.8	.518	.308	.612
Season Highs	Pts: 20	Reb: 16	Blk: 4	Min: 52:23			
Career Highs	Pts: 22	Reb: 19	Blk: 4	Min: 52:23			

**Notes • ACC All-Freshman team in 2023-24 / Preseason 2nd-team All-ACC**

- 10+ points in 19 games, double-doubles in 7 (Clemson, Louisville, Clemson, Stanford in last 8 games)
- Tech's No. 4 scorer and top rebounder; avg 15.0 ppg, 11.3 rpg last 4 games
- Vs. ACC: 12.1 ppg (5th on team), 8.8 rpg (3rd in ACC), team-high 14 blocks
- Hit 50% from the floor or better in 16 games; led Tech in scoring in 5 games



12

**RYAN MUTOMBO (moo-TOM-bo)****Center • 7-2 • 255 • Grad. Senior • Atlanta, Ga.**

Year	GP/GS	PPG	RPG	BPG	FG%	3FG%	FT%
2024-25	13/7	2.5	2.9	0.6	.455	.000	.400
Season Highs	Pts: 10	Reb: 7	Blk: 2	Min: 21:33			
Career Highs	Pts: 15	Reb: 11	Blk: 4	Min: 21:33			

**Notes**

- DNP 1st 9 games, played in 12 games since, led Tech in rebounds 3 games
- Scored 16 points with 14 rebounds in 1st 2 games played (Northwestern/UMBC); 1.6 ppg/2.4 rpg since
- Graduate transfer from Georgetown; son of late Hoya and NBA star Dikembe Mutombo
- Played in 54 games, making 1 start, for the Hoyas over 3 years; averaged 3.3 ppg, 2.3 rpg



14

**KOWACIE REEVES, JR. (ko-WAY-see)****Forward • 6-7 • 205 • Senior • Macon, Ga.**

Year	GP/GS	PPG	RPG	APG	FG%	3FG%	FT%
2024-25	6/6	9.3	2.5	1.0	.386	.281	.600
Season Highs	Pts: 17	Reb: 7	Ast: 3	Min: 32:30			
Career Highs	Pts: 21	Reb: 10	Ast: 3	Min: 42:46			

**Notes**

- Started all 38 games at Tech until missing the last 19 games with a foot injury (last played 11/27 vs. Ch. So.)
- Double-figure points in first 3 games this season (13 last season), 9 total points, 3 rebounds last 3 games
- Led team in 3pt pct. (38.3), No. 2 in FT pct. (84.0) in 2023-24
- Averaged 9.2 ppg, 3.7 rpg, 40.7% FG, 41.3% 3pt FG in ACC games



30

**IBRAHIM SQUARE (EE-bruh-heem SWAR-ay)****Forward • 6-9 • 225 • RS-Sophomore • Conakry, Guinea**

Year	GP/GS	PPG	RPG	BPG	FG%	3FG%	FT%
2024-25	22/8	2.7	3.5	0.6	.634	.000	.296
Season Highs	Pts: 9	Reb: 12	Blk: 4	Min: 42:30			
Career Highs	Pts: 9	Reb: 12	Blk: 4	Min: 42:30			

**Notes**

- Power forward prospect from Guinea who redshirted in 2023-24, played all 14 ACC games (22.8 mpg)
- Started last 8 games, playing 29.1 mpg, 4.0 ppg, 5.1 rpg, 5 blocks
- Scored 9 pts with 12 reb in 42:30 in 3-OT win at Clemson
- Attended Canyon International Academy, where he was a teammate of Naithan George in 2022-23



31

**DUNCAN POWELL****Forward • 6-8 • 235 • RS-Junior • Dallas, Texas**

Year	GP/GS	PPG	RPG	APG	FG%	3FG%	FT%
2024-25	24/4	10.6	5.5	0.8	.434	.349	.670
Season Highs	Pts: 23	Reb: 12	Ast: 2	Min: 48:39			
Career Highs	Pts: 21	Reb: 15	Ast: 10	Min: 48:39			

**Notes**

- Transfer from Sacramento State, played in 24 games, started last 2
- Last 7 games - 17.0 ppg, 5.1 rpg, 36.5% 3pt FG, 73.2% FT
- 10 double-digit games in last 12 games for Tech (23 vs. VT, 20 vs. FSU, 21 vs. ND)
- Vs. ACC: 13.6 ppg, 5.3 rpg, 42.6% FG, team-high 36.8% 3pt FG, 69.7% FT



45

**DORYAN ONWUCHEKWA (DORIAN ON-wu-CHECK-wuh)****Center • 6-11 • 240 • Freshman • Dallas, Texas**

Year	GP/GS	PPG	RPG	BPG	FG%	3FG%	FT%
2024-25	10/8	3.5	4.9	0.6	.333	.167	.200
Season Highs	Pts: 7	Reb: 11	Blk: 2	Min: 27:03			
Career Highs	Pts: 7	Reb: 11	Blk: 2	Min: 27:03			

**Notes**

- Played in 10 games, started 8 (3.5 ppg, 5.1 rpg, 11-33 FG); has not played since Dec. 15 (personal)
- 3-star prospect from Faith Family Academy in Dallas; No. 112 nationally (247Sports Comp) and No. 17 center
- Helped Faith Family Academy to a 118-24 record over 4 years with 3 UIL 4A state titles
- Earned all-state honors as a senior, all-Dallas Metro team in 2023 and 2024