

7 NCAA TOURNAMENT APPEARANCES • 9 WNIT APPEARANCES • 5 CONFERENCE CHAMPIONSHIPS

2024-25 SCHEDULE

DATE	OPPONENT	TV	TIME(CT)/RESULT
NOVEMBER			
4	NORTH CAROLINA A&T	ACCNXW, 77-64
9	OLD DOMINION	ACCNXL, 79-70
12	WESTERN MICHIGAN	ACCNXW, 72-44
16	at Arizona State %	ESPN+L, 80-73
17	vs Minnesota %	L, 65-56
22	LAMAR	ACCNXW, 56-54 OT
25	ARKANSAS-PINE BLUFF	ACCNXW, 82-58
29	UT ARLINGTON	ACCNXW, 71-46
DECEMBER			
5	at Missouri ^	SECNL, 68-61
8	at (rv/rv) Florida State *	ACCNL, 93-85
11	(rv/-) TEXAS TECH	ACCNXW, 61-57
19	at North Texas \$	ESPN+W, 74-66
20	vs Chicago State \$	W, 73-52
JANUARY			
2	STANFORD *	ACCNW, 67-63
5	(20/23) CALIFORNIA *	ACCNL, 81-66
9	at Syracuse *	ACCNXW, 72-71 OT
12	at Pitt *	ACCNXL, 72-59
16	(14/14) NORTH CAROLINA *	ACCNXL, 64-33
19	(3/3) at Notre Dame *	ACCNL, 88-64
23	(14/14) DUKE *	ACCNL, 81-46
26	at Miami *	ACCNXL, 70-63
30	(-/rv)LOUISVILLE *	ACCNL, 80-75
FEBRUARY			
2	at Virginia Tech *	ACCNXL, 79-71
6	at (17/19)Georgia Tech *	ACCNX 6 p.m.
9	PITT *	ACCNX 2 P.M.
16	CLEMSON *	ACCN 4 P.M.
20	at Wake Forest *	ACCNX 5 p.m.
23	at Boston College *	ACCNX 1 p.m.
27	VIRGINIA *	ACCNX 7 P.M.
MARCH			
2	(14/14) NC STATE *	ACCN 11 A.M.

Home games in **BOLD** | All Home Games played in Moody Coliseum
 All times CENTRAL | (AP Poll / Coaches Poll)
 * - Conference game | % - Brianna January Classic (Tempe, Ariz)
 \$ - Evan Moore Classic (Denton Texas) | ^ - SEC/ACC Challenge Game

ON THE AIR

TV ACCNX
 PLAY-BY-PLAY
 ANALYST.....
 RADIO: John Hendry (PxP)
 Available on the SMU Mobile App / The Varsity Network App (Search SMU)
 LIVE STATS..... SMU.StatBroadcast.com
 WEBSITE: www.SMUMustangs.com

FOLLOW THE MUSTANGS

FACEBOOK SMUMustangs / SMUBasketballW
 TWITTER @SMUMustangs / @SMUWBB
 INSTAGRAM: @SMU.Mustangs / @SMUWBB

PUBLIC RELATIONS

WOMEN'S BASKETBALL SID: Henry Lenhardt
 CELL..... 925-474-7460
 OFFICE 214-768-6527
 E-MAIL Hlenhardt@smu.edu
 PRESS ROW PHONE:..... 214-768-7742
 CREDENTIAL LINK... <https://secure.sportssystem.com/events2/credapp.cfm>

GAME 24 // SUN. FEB. 6 - 6 PM CT // MCCAMISH PAVILION // ATLANTA, GA

SMU MUSTANGS



10-13 (2-9 ACC)
 Home: 7-5 | Away: 2-7 | Neutral: 1-1
 Last Game: L, 79-71 at Virginia Tech
Head Coach: Toyelle Wilson
At SMU: 55-57 (4th season)
Career: 110-100 (7th season)

#17/19 GEORGIA TECH YELLOW JACKETS



18-4 (6-4 ACC)
 Home: 12-2 | Away: 4-2 | Neutral: 2-0
 Last Game: W, 77-66 at Miami
Head Coach: Niel Fortner
At Ga Tech: 106-68 (6th season)
Career: 268-185 (15th season)

THE RUNDOWN

// MUSTANGS HIT THE ROAD TO FACE NO.17 GEORGIA TECH

- The SMU women's basketball program continues its inaugural season in the Atlantic Coast Conference (ACC) by traveling to Atlanta to face No.17 Georgia Tech at 6 p.m. CT on Thursday inside the McCamish Pavilion. Fans can watch the game on ACCNX or listen on the radio through the SMU Mobile App.
- The Mustangs will look to end a seven-game losing streak after coming up short against Virginia Tech. SMU is 2-7 on the road this season. The team's last road win came during an overtime thriller against Syracuse. Georgia Tech will be the fifth AP Poll ranked team the Mustangs will face this season. It is the most ranked teams SMU has played since the program faced eight during the 2015-16 season.
- Jessica Peterson has hauled in 10 or more rebounds in seven of her last 10 games. She has also posted 10 double-doubles this season. Against UT Arlington, she recorded 21 rebounds, the third most in school history. She is one of two ACC Players to record a 20-rebound game this season. She enters the game ranked fourth in the NCAA and first in the ACC in rebounds per game 12.1.
- Nya Robertson has been turning heads all season long. She enters the game, scoring 18.8 points per game in ACC games and has scored 20 or more points in five ACC games. It was the first time in her career she has had four consecutive games scoring 20 points as she has achieved the feat 12 times this year. She is one of three players in the ACC to have 10 or more 20-point games this season.
- She is the first Mustang since Keena Mays during the 2013-14 season to score 20 or more points in four straight games and is the first Mustangs to record 12 or more 20-point games since Mays had 20 during that same season.
- Robertson enters the game ranked 26th in the NCAA and third in the ACC in points per game (19.7). She leads in the NCAA in field goal attempts (433) and is 16th in the NCAA and third in the ACC in total points (452).
- Over the past two games Robertson has gone a perfect 15-of-15 from the line, including 13-of-13 against Louisville the second most free throws made without a miss in school history.
- SMU is in its fourth season under head coach Toyelle Wilson. The Mustangs are 55-57 under Wilson and have made the WNIT twice during her tenure. She holds a career record of 110-100 in seven seasons of head coaching.
- Jessica Peterson moved to fourth all-time for the most rebounds in a single season in school history with 279. She is well on pace to become the third Mustang in school history to record 300 rebounds in a season.
- Nya Robertson has taken 433 shots this season, the ninth most in a single season in school history. She has taken 25 or more shots in three games this year. Robertson has also taken 176 three point attempts this season, the seventh most in program history.

// THE ACC

- The ACC posted 159 victories through the non-conference portion of the regular season, including 27 victories against power conferences and 10 wins against ranked teams. Six ACC teams are currently ranked in the Associated Press (AP) Top 25, headlined by Notre Dame remaining at No. 3. Duke remains at No.10 followed by North Carolina at No.13, NC State at No. 14, Georgia Tech at No.17, California at No. 21, Florida State at No. 22.
- Sixteen out of the 18 teams in the ACC currently hold a net ranking inside the top 100.

PROJECTED STARTING LINEUP (BASED OFF LAST GAME)

1	3	2	4	35
ZANAI JONES JERSEY CITY, N.J.	NYA ROBERTSON FORT WORTH, TEXAS	TK PITTS TULSA, OKLA.	KAYSIA WOODS LINCOLN, NEB.	JESSICA PETERSON RANCHO CUCAMONGA, CALIF.
GP/GS: 23/23	GP/GS: 23/21	GP/GS: 23/22	GP/GS: 23/8	GP/GS: 23/23
MINUTES: 32.9	MINUTES: 34.6	MINUTES: 25.0	MINUTES: 15.1	MINUTES: 30.0
POINTS: 8.2	POINTS: 19.7	POINTS: 5.7	POINTS: 4.2	POINTS: 9.9
REBOUNDS: 2.8	3PT%: 31.3	REBOUNDS: 5.0	REBOUNDS: 1.5	REBOUNDS: 12.1
ASSIST: 4.0	FT% 80.2	STEALS: 2.3	3PT%: 33.3	BLOCKS: 1.1
FG%: 35.9	FG% 33.7	FG%: 45.9	FG%: 40.9	FG%: 45.5



SMU WOMEN'S BASKETBALL GAME NOTES

NUMBERS TO KNOW

49

The 2024-25 season will mark the 49th year of women's basketball on the Hilltop. Since its first game in 1976, SMU holds a record of 719-691.

8

Roster overhaul, SMU added eight new player to the roster for the 2024-25 season. The group consists of seven transfers and one freshman.

19

Get to Moody! The Mustangs will play 19 home games, 11 non-con and 9 ACC, during the 2024-25 season.

9

SMU has advanced to the WNIT nine times in program history. The Mustangs have made the tournament twice in the last three seasons

A NEW ERA BEGINS

SMU officially joined the Atlantic Coast Conference on July 1, 2024 after spending the last 11 years in the American Athletic Conference. The Mustangs entered the Conference with Cal and Stanford who officially joined the conference in August 2.

The three schools add depth to a conference that over the sixth straight season, had eight ACC teams were selected to compete in the 2024 NCAA Tournament, tying for the most of any conference. The ACC was the only conference to have eight teams compete in the Round of 64.

The ACC will be the fifth conference the women's basketball program has played in.

Program Conference History

Independent	1976-1983
South West Conference (SWC)	1983-1996
Western Athletic Conference (WAC)	1996-2005
Conference-USA (C-USA)	2005-2013
American Athletic Conference	2013-2024
Atlantic Coast Conference	2024-Pres.



QUICK FACTS

SMU INFORMATION

Location	Dallas, Texas
Founded	1911
Enrollment	12,385
President	R. Gerald Turner
Director of Athletics	Rick Hart
Athletic Representative	Paul Rogers
SWA	Dawn Rogers
Nickname	Mustangs
Colors	Red and Blue
Conference	Atlantic Coast Conference (ACC)
Development/Mustang Club	(214) 768-2582
Athletics Ticket Office Phone	(214) 768-4263
Athletics Website	www.SMUMustangs.com
Linked In	/company/SMUMustangs
Youtube	www.youtube.com/smumustangs

BASKETBALL FACTS

First Season	1976-77 (49th Season)
Conference	Atlantic Coast Conference (ACC)
Arena	Moody Coliseum (7,000) – Renovated 2013
Court	David B. Miller Court
Regular Season Championships	3 (2000, 2009, 2013)
Conference Tournament Championships	2 (1999, 2008)
All-Time Record	719-691 (.509)
NCAA Tournament Appearances	7 (1994, 1995, 1996, 1998, 1999, 2000, 2008)
NCAA Tournament At-large bids	5 (1994, 1995, 1996, 1998, 2000)
NCAA Record	3-7
WNIT Appearances	9 (1993, 2005, 2009, 2010, 2013, 2014, 2017, 2022, 2023)
WNIT Record	7-9

COACHING STAFF

Head Coach	Toyelle Wilson (Manhattan, '03)
School Record (Years)	55-57 (4th Season)
Career Record (Years)	110-100 (6th Season)
Postseason Appearances	5
NCAA Appearances	3
WNIT Appearances	2
Associate Head Coach	Deneen Parker (SFA, '92 - 24th Year)
Assistant Coaches	Anthony Anderson (FIU, '11 - 3rd Year) Danielle Edwards (Clemson, '19 - 4th Year) Alex Furr (Fresno State, '14 - 2nd Year) Carter Mumm (Iowa State, '21 1st Year)

// THE MATCH-UP

- Thursday's game will be the first overall meeting between the two schools.
- Georgia Tech enters the game ranked No. 17 in the latest AP Poll. A win over the Yellow Jackets would be SMU's highest ranked win since the team defeated No.15 Oklahoma during the 2002-03 season. The Mustangs last win over an AP ranked team was against No.18 UTEP in the 2008 C-USA Championship.
- Georgia Tech began the season 15-0 and was ranked as high as No. 13 in the AP Poll. The Yellow Jackets are 12-2 at home this season.

// LAST TIME OUT

- SMU fell on the road 79-71 to Virginia Tech. SMU fought hard to overcome a 12-point first-quarter deficit but was unable to take control of the game. The Mustangs battled back and got with in five late in the game but could not complete the comeback.
- Nya Robertson led the Mustangs in scoring as she ended her night with 22 points. It was her 22nd game, scoring in double figures and her 12th game this season reaching 20 points. She scored 16 of her 22 points in the second half.
- Jessica Peterson recorded her 10th double-double of the season as she finished the game with 11 points and 11 rebounds. She is now the 10th different Mustang in program history to have a double-digit double-double in the same season.
- TK Pitts tied her season-high with 14 points on an efficient 5-of-8 shooting and added four steals. Kaysia Woods went 4-of-7 from beyond the arc and totaled a season-high 14 points as well.

// HOME SWEET HOME

- The Mustangs are 29-13 at home over the last three seasons. Before conference play began, the Mustangs won nine of their previous 10 home non-conference games dating back to last season.
- SMU is 7-4 at home this season and has won five of its last eight home games. The Mustangs defeated Stanford 67-73 at home to earn their first-ever ACC win.

// SECOND CHANCE OPPORTUNITIES

- The Mustangs have collected 12 or more offensive rebounds in 19 of the team's 23 games this season, including 16 of the past 19. SMU collected 18 offensive rebounds against Syracuse and has had at least 18 in eight games this season.
- Last time out the team hauled in offensive rebounds against Virginia Tech.
- Prior to only recording eight against Cal the team had 10 straight games of 12 or more offensive rebounds, the most consecutive games with 12 plus offensive rebounds since the 2017-18 season. SMU is ranked 15th nationally and is second the ACC in offensive rebounds per game (15.5).
- SMU has recorded 20 or more offensive rebounds five times this season. The five games are the most 20+ offensive rebound games in a single season since the team had seven during the 2019-20 season.
- The Mustangs have dominated the paint all season long and rank 20th in the NCAA and second in the ACC in rebounds per game at 41.3. SMU has hauled in over 50 rebounds three times this season. Against Chicago State, the team recorded a season-high of 53, which is tied for the most since the 2019-20 season.

// CONFERENCE PLAY UNDERWAY

- SMU is 2-9 overall in ACC play and has lost its last seven games.
- Nya Robertson is averaging 19.1 points per game and has scored over 20 points in six ACC games this season, highlighted by a 32-point performance against Louisville.
- Zanai Jones is averaging 8.9 points per game in ACC play and recorded her second 20-point game of the season against Notre Dame. Jones has also been dishing out the ball at an elite level recording 4.6 assists a game in ACC play.

// IT'S RAINING THREES

- Against Pitt, SMU went 12-of-33 from beyond the arc. It was the second-most three-pointers taken in and the ninth-most made in a single game in school history. The team also held Pitt to just one field goal in the first quarter (1-12). At Miami, SMU tied its three-point attempt season-high with 33. Prior to the season, SMU had only attempted over 30 three-pointers in a game three times in school history.

// CLOSE CALLS

- SMU has lost its last three ACC games by single digits, and eight of its 13 total losses this season.
- Down 14 in the fourth against Louisville, Nya Robertson scored 17 straight points by herself leading SMU on a 17-3 run and giving SMU the lead late in the fourth, however the Cardinals use a 6-0 run late to reclaim the lead and the victory.
- Against Virginia Tech, SMU hit four fourth quarter three's and went on a 7-0 run late to get within five of the Hokies before they pulled away.

// REBOUND MACHINE

- Center Jessica Peterson collected 20 rebounds and scored 10 points against Miami. It was her second game this season, recording 20 or more rebounds. She is one of two players in the NCAA to achieve the feat this season and joins Alicia Froling (2015-16) as the only Mustangs to ever do it. Her 20 rebounds are also the second most in an away game in school history.

SMU WOMEN'S BASKETBALL GAME NOTES

// PRIME TIME PETERSON

- Jessica Peterson is amidst a career season as she currently ranks fourth in the NCAA and leads the ACC in rebounds per game at 12.1 and is third in the NCAA and first in the ACC in total rebounds (279).
- Her 279 rebounds moved her to fourth all-time in school history. She is the first Mustang to record over 250 rebounds in a season since Johnasia Cash did during the 2019-20 season. She has collected 26% of the SMU's total number of rebounds this season.
- Peterson also ranks 18th in the NCAA / second in the ACC in defensive rebounds per game (7.4) and fourth in the NCAA / first in the ACC in offensive rebounds per game (4.7).
- Against UTA, she hauled in a career-high 21 rebounds, the second most by a player in a single game in program history. She is now the seventh player in school history to record 20 or more rebounds and the first since Dai'ja Thomas had 22 vs East Carolina 1/13/18 (Tied School Record).
- Peterson has been a force on both sides of the ball recently as she recorded a career-high six blocks against UAPB. It was the most blocks by an individual Mustang in a game since Alicia Froling had seven against Wichita St in 2019.

// SEEING DOUBLE

- Jessica Peterson has recorded a double-double in three of her last five games and has achieved the feat 10 times this season, which ranks 26th in the NCAA and second in the ACC. She recorded her first double-double in ACC action against Notre Dame.
- Her 10 double-doubles are the most in a single season since Savannah Wilkinson had 14 during the 2021-22 season. She is the 10th different Mustangs in school history to have double-digit double-doubles in a season.
- Chantae Embry recorded her first double-double of the season against North Texas, bringing her career total up to nine. Her and Peterson are the only Mustangs to record a double-double this season.
- Peterson recorded her first career and the Mustang's first double-double of the season against N.C. A&T. She finished the game with 16 points and 11 rebounds and joined Chantae Embry and Kaysia Woods as the only Mustangs on the roster to have recorded a double-double in their careers.

// FLOOR GENERAL Z

- Point guard Zanai Jones has been on a tear recently. She is averaging 8.9 points per game in conference action and was huge in the win over Stanford, scoring a career-high 20 points and adding five assists.
- On the road at Notre Dame, she recorded her second 20-point game of the season and added five assists and five rebounds. Jones is the first Mustangs to record a 20-5-5 game since Alicia Froling (23-10-6) did against North Texas in 2016.
- She has had at least five assists in seven of the past nine games and is averaging 4.6 during conference play.
- Against Texas Tech, she had a career-high eight assists and no turnovers. It is the second time this season she has had seven assists with no turnovers, and it was the most assists by a Mustang without a turnover since Alisha Filmore had eight against Houston in 2011.

// NYA'S CAREER DAY

- Robertson scored a career-high 32 points, 19 of which came in the fourth quarter, shooting 8-of-16 from the floor and was a perfect 13-of-13 from the line. It was her third 30-point game of her career and was the most points in a home game by a Mustang since Kayla White scored 34 points against East Carolina in 2022. Her perfect night at the line was the second most made free throws without a miss in school history.

// A WALKING BUCKET

- Nya Robertson has been SMU's primary scorer all year long. She currently averages 19.7 ppg and ranks 26th in the NCAA and third in the ACC in scoring. She has scored in double-figures in 22 of the team's 23 games this season.
- She is on pace this season to be the first Mustangs to average over 20 points a game since Keena Mays averaged 21.0 ppg during the 2013-14 season.
- Robertson enters the game ranked first in the ACC in field goal attempts (first in the NCAA- 433), third in total points (16th in the NCAA- 176), second in three-point attempts (3rd in the NCAA- 176) and third in free throws made (23rd in the NCAA- 105).
- Against Texas Tech, she scored 14 points in the fourth quarter to complete the comeback victory.
- She scored 28 points and tied her career-high in field goals made (12) against Syracuse. The guard shot 48% from the field (12-25), which was her best shooting performance of the season.
- Robertson went 10-26 from the field in against UTA; her 26 attempts are tied for the sixth most in program history by a single player and the most since Kayla White took 28 shots vs. APBU in 2021.
- Robertson has scored over 20 points 12 times this season. She has achieved the feat 31 times in her career.
- Her double-digit point streak came to an end against North Carolina, as she had scored in double figures in 24 consecutive games dating back to last season. She has reached double-digit points in 64 of her career 79 games played.
- Robertson reached the 1,000 career point milestone in the third quarter against Arkansas Pine Bluff. It only took her 63 career games (56 at George Washington / 7 at SMU) to reach the milestone.
- Against Old Dominion, scored a season-high 29 points, which was the most points by a Mustang inside Moody Coliseum since Kayla White scored 34 against East Carolina on Jan. 13, 2022.

IN THE RECORD BOOK

MOST REBOUNDS IN A GAME

1.	Alicia Froling at Cincinnati	1/27/16	22
2.	Dai'ja Thomas vs. East Carolina	1/13/18	22
3.	Jessica Peterson vs UT Arlington	11/29/24	21
4.	Felicia Bluiitt vs. TCU	2/7/86	21
5.	Christine Elliott vs. Tulane	2/26/09	21
6.	Alicia Froling at Texas A&M	12/7/15	21
7.	Katie Remke vs. Boston U.	12/2/00	20
8.	Jessica Peterson at Miami	1/26/25	20
9.	S. Smothers-Johnson vs. TCU	1/19/85	19
10.	Kendall Shead at Tulsa	1/5/04	19

MOST REBOUNDS IN A SEASON

1.	Alicia Froling	2016-17	339
2.	Alicia Froling	2015-16	328
3.	S. Smothers-Johnson	1984-85	310
4.	Jessica Peterson	2024-25	279
5.	Rhonda Rompola	1981-82	278
6.	Kim Nowak	1979-80	278
7.	Johnasia Cash	2019-20	273
8.	Karlin Kennedy	1999-00	267
9.	Akil Simpson	2013-14	264
10.	Kim Brungardt	1994-95	254

MOST 3PT FIELD GOAL ATTEMPTS IN A SEASON

1.	Keena Mays	2013-14	222
2.	Andrea Cossey	2002-03	220
3.	Andrea Cossey	2001-02	206
4.	Jillian Samuels	2007-08	86
5.	Jillian Samuels	2009-10	186
6.	Jillian Samuels	2008-09	178
7.	Nya Robertson	2024-25	176
8.	Katie Gross	2005-06	171
9.	Keena Mays	2012-13	160
10.	Samantha Mahnesmith	2010-11	159

MOST FIELD GOAL ATTEMPTS IN A SEASON

1.	Rhonda Rompola	(1981-82)	574
2.	Keena Mays	(2013-14)	528
3.	D-dra Rucker	(1999-00)	469
4.	Brittany Gilliam	(2009-10)	465
5.	McKenzie Adams	(2017-18)	457
6.	Shanell Thomas	(1992-93)	452
7.	McKenzie Adams	(2015-16)	452
8.	Jennifer McLaughlin	(1994-95)	436
9.	Nya Robertson	(2024-25)	433
10.	Brittany Gilliam	(2008-09)	424

MOST FIELD GOAL ATTEMPTS IN A GAME

1.	Keena Mays vs. UAB	2/7/13	30
2.	Rhonda Rompola vs. Texas A&M	1/19/82	29
3.	Rhonda Rompola vs. Texas	1/28/82	29
4.	Kayla White vs. Arkansas-Pine Bluff	12/28/21	28
5.	McKenzie Adams at Oklahoma	11/17/17	27
6.	Nya Robertson vs UT Arlington	11/29/24	26
7.	Rhonda Rompola vs. North Texas	12/16/81	26
8.	McKenzie Adams at Tulsa	1/2/16	26
9.	Alicia Froling at Cincinnati	1/27/16	26
10.	LeQuita Smith vs. Rice	1/16/88	25
11.	Keena Mays at Minnesota	3/23/14	25
12.	Nya Robertson at Syracuse	1/9/25	25
13.	Nya Robertson at Va Tech	2/2/25	25

FREE THROWS MADE IN A GAME- 12 +

1.	Tiara Young at Memphis	(1/11/24)	18
2.	Andrea Cossey vs. BYU	(12/8/01)	16
3.	McKenzie Adams vs. Nicholls	(11/10/17)	16
4.	Brenda Bruggeman vs. Rice	(1/22/91)	14
5.	D-dra Rucker at TCU	(2/27/00)	14
6.	Rhonda Rompola vs. Baylor	(2/8/82)	13
7.	Brittany Gilliam vs. UTEP	(1/12/07)	13
8.	Janielle Dodds vs. Tulane	(2/2/08)	13
9.	Nya Robertson vs Louisville	(1/30/25)	13

STAT THAT

CAREER DOUBLE DOUBLE TRACKER

CHANTAE EMBRY (9)

at Baylor	11/15/22	16 points, 11 rebounds
at Houston	12/30/22	14 points, 15 rebounds
vs UCF	1/3/23	15 points, 13 rebounds
vs East Carolina	1/14/23	20 points, 15 rebounds
vs Houston	1/21/23	21 points, 10 rebounds
vs Tulsa	2/7/23	14 points, 12 rebounds
vs UC Riverside	11/06/23	16 points, 12 rebounds
at Rice	1/31/23	11 points, 10 rebounds
at North Texas	12/19/23	10 points, 13 rebounds

KAYSIA WOODS (1)

at Providence*	1/11/23	14 points, 10 rebounds
----------------	---------	------------------------

* playing at Xavier

JESSICA PETERSON (10)

vs NC A&T	11/4/24	16 points, 11 rebounds
vs Lamar	11/22/24	10 points, 17 rebounds
vs UAPB	11/25/24	10 points, 12 rebounds
vs UT Arlington	11/29/24	12 points, 21 rebounds
vs Texas Tech	12/11/24	14 points, 12 rebounds
at North Texas	12/19/24	13 points, 19 rebounds
vs Chicago St (N)	12/20/24	15 points, 16 rebounds
at Notre Dame	1/19/25	13 points, 13 rebounds
at Miami	1/26/25	10 points, 20 rebounds
at Virginia Tech	2/2/25	11 points, 11 rebounds

CAREER 20 POINT GAMES

NYA ROBERTSON (31)

at Howard*	11/07/22	27 points
vs Ohio*	12/02/22	24 points
vs Fordham*	1/11/23	23 points
at La Salle*	1/14/23	20 points
vs Dayton*	1/28/23	26 points
vs Loyola Chi.*	2/18/23	25 points
vs Davidson*	2/22/23	20 points
vs Howard*	11/06/23	29 points
at UMES*	11/18/23	21 points
vs Southern Ill.*	11/24/23	23 points
at Towson*	12/6/23	30 points
vs Richmond*	12/30/23	25 points
at St. Bonaventure*	1/14/24	31 points
at Dayton*	1/17/24	24 points
vs Rhode Island*	1/31/24	23 points
vs La Salle*	2/14/24	25 points
at Duquesne	2/21/24	29 points
at Davidson*	2/28/24	21 points
vs Saint Louis*	3/7/24	23 points
vs NC A&T	11/4/24	21 points
vs Old Dominion	11/9/24	29 points
at Arizona State	11/16/24	25 points
vs Minnesota (N)	11/17/24	28 points
vs UT Arlington	11/29/24	29 points
vs North Texas	12/19/24	21 points
vs Stanford	1/2/25	21 points
vs California	1/5/25	22 points
at Syracuse	1/9/25	28 points
at Pittsburgh	1/12/25	23 points
vs Louisville	1/30/25	32 points
at Virginia Tech	2/2/25	22 points

*playing at George Washington

CHANTAE EMBRY (8)

at Oklahoma	11/11/22	20 points
at Oral Roberts	11/26/22	20 points
vs East Carolina	1/14/23	20 points
vs Houston	1/21/23	21 points
vs Temple	1/24/24	24 points
vs Memphis	2/3/24	26 points
vs South Florida	3/5/24	21 points
at Florida State	12/8/24	22 points

NICOLE RODRIGUEZ (4)

vs Memphis*	11/26/21	21 points
vs Saint Mary's (CA)*	1/5/23	21 points
vs Pacific*	2/24/24	22 points
vs Saint Mary's (CA)*	3/8/24	26 points

* playing at LMU

ZANAI JONES (2)

vs Stanford	1/2/25	20 points
vs Notre Dame	1/19/25	20 points

// INJURY BUG BITES THE MUSTANGS

- Head Coach Toyelle Wilson announced that both Ella Brow and Chantae Embry are out for the rest of the season due to injury. SMU now has three players out for the season as the duo joined Nicole Rodrigues, who suffered a season-ending injury prior to the start of the season.
- Prior to her injury, Embry was second on the team in both points and rebounds (11.7 ppg / 6.9 rpg). Against FSU she scored a season-high 22 points on 8-15 shooting while going 4-7 from deep. Her four three-pointers tied her career high. She scored in double figures in 11 of 15 games played this season.
- She a career day at the foul line against ODU, making 10 of her 11 foul shots, both career highs. She followed that performance up by going a perfect 7-of-7 from the line against Western Michigan.
- Brow missed all of last season after getting injured in the season opener and had played in 14 games this season. She was second on the team in Assists with 38 and averaged 6.1 points per game.

// FLAG FOOTBALL AND BASKETBALL

- Former SMU women's basketball player Vanita Krouch was named a finalist for The World Games Athlete of the Year 2024. Krouch is the quarterback of USA Football's U.S. Women's Flag Football National Team. She led the U.S. National Team to a gold medal at the International Federation of American Football (IFAF) Flag Football World Championship in Lahti, Finland this past August.
- Krouch is the most decorated woman in U.S. National Team history. She's 33-1 in her international career, including world championship victories in 2018, 2021 and 2024 and a gold medal finish in the first-ever IFAF Americas Continental Flag Football Championship in 2023. Krouch won a silver medal when flag football debuted as a World Games sport in Birmingham, Ala., in 2022
- Krouch started playing basketball in the fourth grade and played four seasons (2000-03) at SMU, winning a Western Athletic Conference Championship and earning an appearance in the NCAA Tournament as a freshman..

// OT VICTORY OVER THE ORANGE

- Nya Robertson's late-game heroics lifted the SMU women's basketball team over Syracuse 72-71 in an overtime thriller for its first road ACC win of the season. Trailing by one with 16 seconds left in overtime, Nya Robertson stepped up and came up huge for the Mustangs, getting the game-winning layup to fall with one second left in the game. The Mustangs are now 2-0 in overtime games this season.
- Robertson led all scorers with 28 points shooting 12-25 from the floor, tying her career high for field goals made in a game. It was her third game this season with double-digit field goals made.
- Kaysia Woods had her best game as a Mustang as she scored 12 points on 5-7 shooting, including hitting the three to send the game to overtime. Sandra Magolico added a career high nine points and led the team in rebounds.

// FIRST-EVER ACC VICTORY

- Behind 20-point performances from guards Nya Robertson and Zanai Jones, the SMU women's basketball program held off Stanford 67-63 to secure its first-ever ACC victory.
- Up by one with 16 seconds left in the game Jones, who was already having a career game, took matters into her own hands, driving hard left through traffic and got the layup to fall after bouncing off the back of the rim, putting SMU up 66-63. SMU forced a desperation shot from the Cardinal that the Mustangs corralled as TK Pitts iced the game at the line to give SMU the four-point victory.
- Jones recorded a career-high 20 points on an efficient 9-15 shooting. She also added five assists, four rebounds, two blocks and two steals in her complete game performance.
- Robertson tallied a game-high 21 points, marking her seventh 20-point game of the season. She was 4-of-9 from beyond the arc and added two steals. It was the first time this season SMU had two players score 20 or more points in the same game.

// SMU CLOSES OUT NON-CONFERENCE ACTION AT THE EVAN MOORE CLASSIC

- The Mustangs closed out its non-conference portion of the schedule with win's over North Texas and Chicago State in back-to-back days at the Evan Moore Classic.
- Center Jessica Peterson and forward Chantae Embry both posted double-doubles as the SMU defeated North Texas 74-66. Peterson ended the game with 19 rebs / 13 pts while Embry recorded her first double-double of the year and the ninth of her career, recording 13 pts / 10 rebs. It was the first time since the 2022-23 season that SMU had two players record double in the same game (Embry / Savannah Wilkinson vs Houston 1/23/23).
- Robertson reached 20 points for the sixth time this season as she had 21 points on 6-18 shooting. 11 of those points came in the second half, including a dagger three-pointer to help secure the win.
- SMU cruised past Chicago State 73-52 as Center Jessica Peterson, forward Chantae Embry and guard Nya Robertson all scored over 15 points in the game. It marked the first time this season SMU had three players score 15 or more points.
- The Mustangs led by more than double digits for the majority of the game and dominated the glass, recording a season-high 53 rebounds. It was the third time this season SMU had 50 or more rebounds.

SMU WOMEN'S BASKETBALL GAME NOTES

// THE HILLTOP HOOPS SHOW

- The Hilltop Hoops Show presented by the SMU Cox School of Business features SMU Men's Basketball Head Coach Andy Enfield and Women's Basketball Head Coach Toyelle Wilson. The next show is scheduled for Feb. 10 at 7 p.m. at Ozona Grill and Bar.

// MUSTANGS TAKE DOWN TEXAS TECH

- The SMU women's basketball program rallied late and held on for a 61-57 come-from-behind victory over (rv--) Texas Tech.
- SMU found themselves in a tie game with 1:40 on the clock after trailing by six at the start of the fourth quarter. Center Jessica Peterson, who had a huge third quarter to keep the Mustangs in the game, scored the biggest basket of the night, finishing a putback layup to give SMU the lead with just over a minute left in the game.
- SMU outscored Texas Tech 24-17 in the fourth and win marked the first time since 2006 that the Mustangs defeated Texas Tech. The Mustang's ability to control the boards led them to victory as SMU out-rebounded Texas Tech 52-28 and had three players (Peterson-12, Embry-12, Pitts-11) record double-digit rebounds in a single game for the first time since 2014 (Alicia Froling 10, Destynne Hives-McCray 11, Taylor Brame 13 vs FAMU 11/28/14).
- SMU also tied its season-high offensive rebound total with 22 and scored 21 second-chance points, including Peterson's go-ahead bucket.
- Peterson finished the game with a team-high 14 points and hauled in 12 rebounds for her fifth double-double this season. She scored eight of her 14 points in the third quarter and added two blocks.

// ACC OPENER

- In the program's first conference game as part of the ACC, SMU fell 93-85 to Florida State on the road.
- Embry led the Mustangs in scoring with a season-high 22 points. She went 4-of-7 from beyond the arc, all four of which came in the second quarter. It was her seventh career 20-point game and she also led the team in rebounds with nine.
- Robertson scored 19 points as she has scored in double-figures in all 10 games this season. She went 4-of-4 from the line and has gone 16-of-16 from the stripe over her last four games. She also had a career-high six assists on the night.

// SEC/ACC CHALLENGE

- The ACC fell in the second annual SEC-ACC Challenge, 10-6, as four of the six victories for the ACC were ranked wins. SMU faced Mizzou on the road as part of the challenge falling 68-61.
- Guard Zanai Jones led the Mustangs on offense, scoring a career-high 17 points. The point guard was efficient from three-point range as she went 3-of-5 from deep and reached double figures for the third time this season. She scored eight of her 17 points in the third quarter, getting SMU back in the game.
- Guard Kylie Marshall had her best game of the season as she went 6-11 from the floor and scored a career-high 18 points. Marshall knocked down a career-high four from beyond the arc. It was her first double-figure scoring performance of her career.

// A HISTORIC DAY IN MOODY

- Forward Jessica Peterson collected 21 rebounds and Nya Robertson tied her season-high, scoring 29 points as SMU defeated UT Arlington 71-46 inside Moody Coliseum.
- After training by as much as 12 in the first quarter, the Mustangs responded by dominating the next three quarters, outscoring the Lady Mavs 58-23. SMU held UTA to just 31.7% shooting and only allowed six made-field goals in the second half.
- SMU forced 19 turnovers, which became opportunities as SMU had multiple double-digit runs during the game. SMU also dominated the boards, grabbing a season-high 51.
- Peterson recorded her third straight double-double and her fourth of the season as she collated 21 rebounds and added 12 points. The 21 rebounds were a new career high and tied for the second most in a game in program history. She is now the seventh Mustang in school history to grab 20 or more rebounds in a single game.

// AN OFFENSIVE SHOWCASE

- Five Mustangs scored in double figures as the SMU routed Arkansas Pine-Bluff 82-58 last time out. The Mustangs caught fire early and shot 50% from the field in the first half, outscoring UAPB 47-27. The SMU offense was clicking on all cylinders, as the team recorded a season-high 21 assists. All 10 SMU players who stepped onto the court scored and as SMU led the bench point total 32-15 on the night. SMU dominated the paint reaching 20 offensive rebounds for the third time this season.
- Jessica Peterson led SMU in rebounds with 12 and scored 10 points. It was her third career double-double as she also added a career-high six blocks. It was the most blocks by an individual Mustang in a game since Alicia Froling had seven against Wichita St in 2019.
- Guard Ella Brow had a career night, knocking down a career-high four three-pointers. She went 4-7 from beyond the arc and tied her career-high with 14 points. She also led SMU in assists, tying her season high with five.

TEAM RECORDS

MOST TURNOVERS FORCED IN A GAME (TEAM)

1.	35	San Jose State, 1/15/00
2.	33	Western Michigan, 11/12/24
3.	33	Georgia, 11/25/95
4.	31	Georgia Southern, 11/17/01
5.	30	Whichita State 1/29/20
6.	30	North Texas 12/14/08

MOST THREE-POINTERS MADE (TEAM)

1.	14	San Jose State, 2/12/04
2.	13	at TCU, 3/3/01
3.	12	at Tulsa, 1/13/11
4.	12	Boise State, 1/31/04
5.	12	at Boise State, 2/1/03
6.	12	San Jose State, 2/28/01
7.	12	Stephen F. Austin, 12/1/98
8.	12	at Marshall, 2/21/10
9.	12	at Pitt 1/12/25

MOST THREE-POINT ATTEMPTS (TEAM)

1.	34	Indiana State, 12/20/09
2.	33	at Pitt 1/12/25
3.	33	at Miami 1/26/25
4.	32	Louisiana Tech, 2/21/04
5.	31	Texas Tech, 12/21/96

2024-25 TEAM LEADERS

Stat	Player	TOTAL/AVG
Points	Nya Robertson	452 / 19.7
FG%	Jessica Peterson	95-209/ 45.5%
3pt FG%	Nya Robertson	55-176 / 31.3%
FT%	Chantae Embry	41-47 / 87.2%
Rebounds	Jessica Peterson	279 / 12.1
Assists	Zanai Jones	93 / 4.0
Blocks	Jessica Peterson	26/ 1.1
Steals	TK Pitts	53 / 2.2
TO	Nya Robertson	83 / 3.6
Fouls	TK Pitts	80 / 3.5
Minuets	Nya Robertson	796 / 34.6

INTO THE STATS

SEASON HIGHS

TEAM

Statistic	High	Opponent
POINTS	85	Florida State (12/8/24)
FIELD GOALS MADE	34	Florida State (12/8/24)
FIELD GOAL ATTEMPTS	78	Florida State (12/8/24)
3 PT FIELD GOALS MADE	12	Pitt (1/12/25)
3 PT FG ATTEMPTS	33	2x, at Miami (1/26/25)
FREE THROWS MADE	22	Louisville (1/30/25)
FREE THROW ATTEMPTS	28	North Texas (12/19/24)
REBOUNDS	53	Chicago St (12/20/24)
ASSISTS	21	Ark. Pine Bluff (11/25/24)
STEALS	18	Western Mich. (11/12/24)
BLOCKED SHOTS	10	UT Arlington (11/29/24)
TURNOVERS	21	2x, Louisville (1/30/25)
FOULS	24	Virginia Tech (2/2/25)

INDIVIDUAL

Statistic	High	Player	Opponent
POINTS	32	Robertson,Nya	Louisville (1/30/25)
FG MADE	12	Robertson,Nya	Syracuse (1/9/25)
FG ATT.	26	Robertson,Nya	UT Arlington (11/29/24)
3 PT FGM	5	Robertson,Nya	Old Dominion (11/09/24)
3 PT FG ATT.	12	Robertson,Nya	Pittsburgh (01/12/25)
FT MADE	13	Embry,Chantae	Louisville (1/30/25)
FT ATT	13	Robertson,Nya	Louisville (1/30/25)
REBOUNDS	21	Peterson,Jessica	UT Arlington (11/29/24)
ASSISTS	8	Jones,Zanai	Texas Tech (12/11/24)
STEALS	6	Pitts,TK	Western Mich. (11/12/24)
BLOCKS	6	Peterson,Jessica	Ark.-Pine Bluff (11/25/24)
TO	9	Robertson, Nya	Louisville (1/30/25)

SMU WOMEN'S BASKETBALL GAME NOTES

MILESTONE TRACKER

Player	Career Milestone	To Tie
Nya Robertson	1,350 pts	42
Nya Robertson	450 Field Goals Made	22
Chantae Embry	1,000 Points	41
Chantae Embry	500 Rebounds	3
Chantae Embry	100 games played	2
Zanai Jones	110 games played	8
Zanai Jones	200 assists	21
TK Pitts	120 steals	9
Jessica Peterson	500 rebounds	19
Ella Brow	125 Assists	18

SMU RECORD WHEN SINCE 2022

	Overall
Record	42-42
Home	31-14
Road	9-23
Neutral	2-5
Overtime	6-2
Double Overtime	1-0
vs. Ranked Opponent	0-8
Leading after first quarter	29-8
Trailing after first quarter	11-32
Tied after first quarter	2-2
Leading at halftime	30-8
Trailing at halftime	11-33
Tied at halftime	1-1
Leading after third quarter	36-7
Trailing after third quarter	4-35
Tied after third quarter	2-0
Decided by three points or less	5-7
Decided by single digits	19-26
Decided by 10 points or more	23-6
Decided by 20 points or more	9-7
Decided by 30 points or more	3-3
Decided by 40 points or more	1-0

// OVERTIME THRILLER

- SMU erased a 12-point third-quarter deficit and defeated Lamar 56-54 in an overtime. With the game tied late in overtime, forward Chantae Embry gave the Mustangs the lead and the eventual victory by making a layup through traffic with five seconds left in the game. After a very cold shooting first half, the Mustangs found life in the second as guard Nya Robertson scored 16 points, including draining a late three-pointer to give the Mustangs the lead late in the fourth quarter before Lamar tied the game and set it into overtime.
- During the cold stretch, center Jessica Peterson kept SMU in the game and ended her night with her second career double-double, scoring 10 points and collecting a career-high 17 rebounds. She was the first Mustang to record 17 rebounds in a game since former Mustang Savannah Wilkinson did against Tulane in 2022. Peterson was also the only Mustang to play over 40 minutes in the game and tied her career high with four blocks.

// NYA SHINES IN THE DESERT

- At the Briann January Classic in Tempe, Ariz., Nya Robertson put on a master class in scoring the ball, totaling 53 points across two games in days. It was the team's first game against Arizona State. She scored 25 points and went a season-high 7-of-7 from the line. She scored 20 of her 25 points in the second half and shot 7-of-15 from the floor and 4-of-8 from beyond the arc.
- She followed up her performance against ASU by scoring 28 points the following day against Minnesota. She went 10-24 from the field and knocked down four three-pointers. Robertson erupted in the third quarter, scoring 16 of her 28 points. She went 7-of-8 from the floor and 2-of-3 from behind the arc.
- SMU is now 5-2 in overtime game over the past three season.

// DEFENSE LEADS SMU VICTORY

- The Mustang's defensive abilities were on full display against Western Michigan as the team forced 33 turnovers and tallied 18 steals. The 33 turnovers forced are tied for the second most forced in a game in program history (33 vs Georgia, 11/25/95) and were the most forced since the team set the program record of 35 against San Jose State (1/15/00).
- The 18 steals were the most in a game under Wilson and the most for the Mustangs since 2019. TK Pitts ended the game with a career high six steals as she also tallied a career high five assists.

// NEWCOMERS SHINE IN SEASON OPENER

- Five Mustangs made their SMU debuts against N.C. A&T as Nya Robertson and Zanai Jones earned their first starts as Mustangs. The newcomers accounted for 42 of SMU's 77 total points in the season opener.
- Robertson led SMU in points with 21, going 7-18 from the floor, including two three-pointers and went 5-of-6 from the line. Her 21 points are the most points in a season opener since former Mustang McKenzie Adams scored 38 in the team's 2017 season opener.
- Robertson was one of nine ACC players to score 21 or more points in their team's season opener.

// A PERFECT PASSER

- Zanai Jones's incredible passing ability was on full display against N.C. A&T as she recorded a career-high seven assists and did not turn over the ball once. It was the first time since 2011 a Mustang had seven or more assists without committing a turnover. (Alisha Filmore, 8 Ast, 0 To, vs Houston 1/1/2011).
- Jones also added 10 points and five rebounds to her stat line. It marked her 10th career double-digit scoring game.

// RETURNING PRODUCTION

- SMU returned five players from its roster last season, including Chantae Embry and TK Pitts. Embry was the only starter to return from last season, while Pitts played impactful minutes coming off the bench.
- The Mustangs returned 25.5% (535 of 2,095) of their points, 29.0% (320 of 1,103) of their rebounds and 19.9% (88 of 441) of their assists from last season.

// GOOD TO BE BACK

- After playing in only five combined games due to season-ending injuries, both Ella Brow and Jessica Peterson are set to return to the hardwood in the season opener. Brow led the Mustangs in assists four times during the 2022-23 season and was named to the AAC All-Freshman team during her first year on the Hilltop. Peterson led SMU in rebounding three times during the 2022-23 season and scored in double figures five times.

Download on the App Store | GET IT ON Google Play

The free mobile app is a one-stop shop for video, scores, rosters, schedules and news, and will link to ticket accounts for easy access on gameday. You can also listen to the SMU Mustangs' Radio Network and watch coverage of SMU Athletics. Additionally, the app allows you to customize push notifications for breaking news and information on your favorite SMU teams.

SMU WOMEN'S BASKETBALL GAME NOTES

// MUSTANGS ADD TALENT IN THE PORTAL

- SMU hit the portal hard this offseason, adding seven transfers to the 2024-25 roster. The group brings a lot of experience to the team, as they made 161 appearances in games last season and have totaled 172 career starts.
 - Zanai Jones G 5-5 Gr. Jersey City, N.J. / Villanova
 - Sandra Magolico F 6-2 Sr. Maputo, Mozambique / Arizona State
 - Kylie Marshall G 5-11 So. Mansfield, Texas / Texas A&M
 - Brianna McLeod C 6-3 Jr. Toronto, Ontario / Colorado
 - Nya Robertson G 5-7 Jr. Forth Worth, Texas / George Washington
 - Nicole Rodriguez G 5-8 Gr. Eastvale, Calif. / Loyola Marymount
 - Kaysia Woods F 6-0 Sr. Lincoln, Neb. / Xavier

// EMBRY GETTING IT DONE

- Chantae Embry ended last season on fire, averaging 16.2 points and 6.3 rebounds over the last 12 regular-season games.
- Embry shot 40.8% (31-76) from beyond the arc last season moving her to ninth all-time in single season three-point shooting percentage.
- Embry averaged 12.4 points, 5.4 rebounds and 1.9 assists per game last season, the most of any of the five returners.
- Embry tallied two double-doubles, scored in double figures 10 out of the last 12 regular season games and 16 times total and logged 18+ points seven times.
- Embry received the American's Ambassador Award, defined as the player who most exemplifies the ideals of sportsmanship on the court (ethical behavior, fair play, integrity, and community service off the court) after leading the Mustangs on and off the court.
- Embry appeared on the American's Weekly Honor Roll in back-to-back weeks after she logged her second double-double of the season with 11 points and 10 boards at Rice. SMU finished the week defeating Memphis behind Embry's career-high 26 points, including three rebounds, two assists, two blocks and a steal.
- Embry claimed the AAC honor the week prior after averaging 21 points and 7.5 rebounds in a pair of wins over Temple and UTSA.

// TK MAKIN' PLAYS

- TK Pitts emerged last season as a critical role player for the Mustangs and will look to be even more impactful on the court this season.
- Pitts shot 51.2% from the floor last season (62-121). It was the 13th-best season shooting percentage in school history. (Min of 100 attempts).
- Pitts averaged 5.9 points, 4.4 rebounds and 1.3 steals per game.
- The sophomore guard logged a career-high 22 points and nine boards at Wichita State. Pitts scored double-digit points (12) for the fourth time against ECU on Feb. 24.
- Pitts put together one of her most complete performances last season in SMU's win at Memphis. She finished with six points, tallied a career-high five steals and grabbed 10 rebounds.
- Pitts closed out non-conference play with 13 points against Air Force. Pitts added a career-high two blocks and three rebounds against Sam Houston.
- Pitts has grabbed five-plus rebounds in 12 contests last season, including 10+ boards four times (vs. Nicholls, vs. Arkansas- Pine Bluff, at Memphis, at Tulsa).

// NYA'S BACK IN THE DFW

- After spending the last two seasons at George Washington, Nya Robertson returns to the DFW this season. The Fort Worth native had a career year last season as she averaged 16.2 points appearing in 28 games with 23 starts.
- Named to the A-10 Preseason All-Conference Second Team and A-10 All-Conference Third Team last season, the offensive threat tallied 70 three-pointers made last season while shooting the ball at a 37% clip from the floor. She scored 453 total points last year and has totaled 771 in two seasons.
- Over the last two seasons, she has scored in double figures 42 times and scored over 20 points 19 times, reaching the 30-point threshold twice. She has scored in double figures in her last eight contests, with four being over 20 points.

// IT'S A JERSEY THING FOR JONES

- After spending the past four years at Villanova graduate student Zanai Jones looks to lead the Mustangs offense this season. A native of Jersey City, N.J., she started all 31 games for the Wildcats last season and averaged a career-high 6.7 points.
- The point guard registered 59 assists last season and had 11 games with at least three assists. She is the third player in program history to be from New Jersey.

// WOODS ON THE HARDWOOD

- Kaysia Woods comes to the Hilltop after spending the last three seasons at Xavier. Last season, she played 15 games with 13 starts and averaged 7.5 points per game.
- The Lincoln, Neb., native has played in 69 career games with 20 starts and is a career .351 three-point shooter. She has had 11 double-figure scoring games and one double-double in her career. She joins Chantae Embry as the only Mustangs to have ever recorded a double-double on this year's roster.
- Woods is also the first Nebraska native to ever play for the Mustangs.

// (ACC)OPMLISH GREATNESS

- SMU was one of three schools- Stanford and California- to join the ACC this summer.
- The ACC is one of the premier basketball conferences in the nation. For the sixth straight season, eight ACC teams were selected to compete in the 2024 NCAA Tournament, tying for the most of any conference. The ACC was the only conference to have eight teams compete in the Round of 64.
- Within SMU's 18-game conference slate are nine home contests inside Moody Coliseum. The Mustangs will face four of the eight ACC teams that made the 2024 Women's NCAA Tournament at home including NC State, who made the Final Four in the team's final regular season game.

SOCIAL STANGS		
Player	Instagram	X
Zanai Jones	zanaijones	@ZanaiJones
TK Pitts	t2.wavy	@TK_Pitts
Nya Robertson	nyarob3rtson	@ballemya2
Kaysia Woods	kaysiawoods	@kaysiawoods
Ella Brow	ellabrow6	@EllaBrow5
Kayanna Cox	Its.k.12	@1kayanna2
Sandra Magolico	sandramagolic	--
Nicole Rodriguez	nicolemichellerodriguez	@Nico1erodriguez
Kylie Marshall	luhbuc.kyy	@luhbuc_kyy
Donavia Hall	donacia	@Donavia029
Brianna McLeod	brii_mcleod	--
Chantae Embry	chantae.embry	@chantae_embry
Jessica Peterson	iamj3sss	@j3ssicapeterson
Coach	Instagram	X
Toyelle Wilson	coachtoyellewilson	@CoachTMWilson
Deneen Parker	dparker4124	@deneenparker
Danielle Edwards	edwards_danielle	@edwards_dani
Anthony Anderson	coachaajr	@CoachAAJR
Alex Furr	alxfurr	@AlexFurr1
Carter Mumm	cartermumm	@Carter_Mumm

// ACC / SEC CHALLENGE

- The ACC and SEC will link up for the second annual SEC-ACC Challenge, as both the men's and women's challenges will feature games across ESPN platforms, including ESPN, ESPN2, ESPNU, SEC Network and ACC Network. Last season, the conferences split the Challenge with seven wins apiece. SMU will face Missouri on the road on Dec. 5 as part of the Challenge.

// MUSTANGS HEAD TO EUROPE

- The Mustangs traveled across the Atlantic this summer for a 10-day international trip to Greece and Croatia from Aug 3-13. The team played a game against a local team from Split, Croatia, and took part in a youth clinic while in Dubrovnik, Croatia.
- In addition to the Mustangs first two stops in Athens and Split, the team also explored Dubrovnik to conclude their trip.
- Along the way, the travel party visited historic sites in each city. Highlights included a tour of Athens, visiting the Acropolis, a boat tour of the Adriatic Sea, exploring Krka National Park, and walking tours of both Dubrovnik and Split.

// THE NON-CONFERENCE SLATE

- SMU's 11-game non-conference schedule features four schools that made the NCAA or WNIT tournament and is highlighted with a home matchup with Texas Tech, an SEC / ACC challenge road game versus Missouri and facing ASU and Minnesota in the Briann January Classic in Tempe, Ariz.
- SMU will play seven of their 11 non-conference games inside Moody Coliseum, including hosting Texas Tech on Dec. 11.
- SMU will kick off the season with a three-game homestand hosting N.C. A&T on Nov. 4, Old Dominion on Nov. 9 and then Western Michigan on Nov.12. Both N.C. A&T and ODU made the WNIT last season.

// MUSTANGS INTRODUCED AT ACC TIPOFF

- Chantae Embry, TK Pitts and head coach Toyelle Wilson represented the SMU women's basketball team at the 2024 ACC Tipoff. The ACC Tipoff featured interviews with head coaches, student-athletes, insiders and more across the Nothing But Net and ACC PM sets, which featured analysts Muffet McGraw, Kelly Gramlich, Ivory Latta and Debbie Antonelli.

"I'm excited about us coming here not just to arrive but to prove we belong"
- Head Coach Toyelle Wilson

// 2024-25 CAPTAINS

- Zanai Jones, Ella Brow and Chantae Embry were named team captains for the 2024-25 season.

// MOODY COLISEUM AND DAVID B. MILLER COURT

- This season marks the 10th anniversary of the opening of the renovated Moody Coliseum. The remodeled facility made its basketball debut on Jan. 3, 2014.
- On Dec. 5, 2018, SMU named the Moody Coliseum court after David B. Miller, alumnus and current chair of the Board of Trustees. He was a three-year starter on the basketball team and a member of the 1971-72 Southwest Conference Co-Championship team. Throughout his lifetime, Mr. Miller and his wife, Carolyn Lacy Miller, have committed over \$100 million to SMU, including more than \$50 million to the Cox School of Business, \$20 million toward the expansion and renovation of Moody Coliseum and \$10 million to the ACC Competitiveness Campaign as a member of the First Week Society.

// LOOKING BACK AT LAST SEASON...

- SMU shot 43.3% from the field, which ranked second in the American.
- SMU is shooting 30.5% from the three-point line, which ranked seventh in the American.
- SMU averaged 13.7 makes on 19.7 free throw attempts per game (3rd AAC).
- SMU shot 62.5% (30-48) from the field, tying the second-best shooting performance in program history and the best in Moody Coliseum versus Memphis on Feb. 3.
- SMU shot 50.8% (31-51) from the field to finish out non-conference play against Air Force.
- SMU shot a season-high 63.6% (7/11) from behind the arc, and 56.3% from the field against Alabama State.
- SMU shot over 50% from the field in their first two games of the season and at North Texas (27-54) on Feb. 10.
- SMU outscored its opponents 69.8-68.3.
- SMU outshoots opponents .435-.405, including a 30.5% clip from behind the arc.
- SMU outrebounded its opponent in 13 games
- SMU recorded more assists than its opponent in 14 games.
- SMU blocked more shots than its opponent in 15 games
- SMU outshot its opponent from the field in 19 games this season and made more three-point field goals in 10.
- SMU scored more fast break points than its opponent in 14 games.
- SMU scored more points in the paint than its opponent in 20 games.
- SMU tallied more bench points in nine games and more second chance points in 13.

SMU WOMEN'S BASKETBALL GAME NOTES

LAST TIME OUT

BLACKSBURG, Va. (SMU) – The SMU women's basketball program fell on the road 79-71 to Virginia Tech on Sunday inside Cassell Coliseum.

SMU fought hard to overcome a 12-point first-quarter deficit but was unable to take control of the game. Every time SMU grabbed momentum, VT took it right back. The Mustangs fought until the very end, and SMU cut the lead to 10 after hitting its fourth three-pointer in the fourth.

SMU went on a 7-0 run late and was only down five with 13 seconds left in the game. The Hokies pushed the lead back to eight after multiple trips to the foul line to reach the final score.

Virginia Tech shot 55% from the field compared to SMU's 40% even though the Mustangs won the turnover battle 16-to-10. SMU outscored the Hokies 34-22 in the paint, but it was not enough to overcome Va Tech going 22-of-29 from the line. Both TK Pitts and Zanaí Jones fouled out.

Nya Robertson led the Mustangs in scoring once again as she ended her night with 22 points. It was her 22nd game scoring in double figures and her 12th game this season reaching 20 points. She scored 16 of her 22 points in the second half.

Jessica Peterson recorded her 10th double-double of the season as she finished the game with 11 points and 11 rebounds. She is now the 10th different Mustang in program history to have a double-digit double-double in the same season.

TK Pitts tied her season-high with 14 points on an efficient 5-of-8 shooting and added four steals. Kayisa Woods went 4-of-7 from beyond the arc and totaled a season-high 14 points as well. The Mustangs are now 10-13 (2-9 ACC) overall, while Virginia Tech improved to 15-7 (6-5 ACC).

Both teams were scoring at an efficient rate in the early portion of the game as four Mustangs recorded a basket in the first five minutes. Virginia Tech went on a 13-2 run late in the quarter and led by 12 at the end of the period. Robertson led SMU with four points.

Pitts put on a show in the second quarter, making a couple of hustle plays that resulted in points for the Mustangs. SMU cut the VA Tech led to five with four minutes left in the quarter. Pitts kept the Mustangs close in the period, scoring seven points as SMU outscored Virginia Tech 19-15.

Pitts led SMU with 10 points in the first half, going 4-of-5 from the floor and had three steals. Woods hit a pair of threes and had eight, while Robertson scored six. The Hokies shot 66% in the half and hit five three-pointers as SMU trailed 40-32 at the break.

Scoring for both teams slowed down in the third quarter until Virginia Tech went on a 10-0 run late in the period. Back-to-back three from Robertson flipped momentum back to SMU, but the Hokies still led by 12 at the end of the third. Robertson had 10 points in the third, keeping the game within reach.

TALE OF THE TAPE - SEASON STATS

SMU	POINTS	GA TECH
66.4	POINTS	79.9
-2.1	SCORING MARGIN	+18.2
38.0	FG%	45.2
29.4	3PT%	32.5
70.8	FT%	75.2
41.3	REBOUNDS	40.5
12.5	ASSISTS	18.5
3.5	BLOCKS	2.6
7.4	STEALS	8.4
68.5	SCORING DEFENSE	61.7
40.2	FG% DEFENSE	39.8
32.6	3PT FG% DEFENSE	27.4
+2.0	REBOUND MARGIN	+6.6
0.8	AST-TO RATIO	1.5

SERIES HISTORY

- Thursday's game will be the first overall meeting between the two schools
- Georgia Tech began the season 15-0 and was ranked as high as No. 13 in the AP Poll.
- The Yellow Jackets are 12-2 at home this season.

SERIES AT A GLANCE

Overall / Streak	First Overall Meeting
In Dallas	N/A
In Atlanta	N/A
Neutral Site	N/A

ALL-TIME RESULTS VS GEORGIA TECH

TALE OF THE TAPE - ACC STATS

SMU	POINTS	GA TECH
63.7	POINTS	77.8
-12.8	SCORING MARGIN	+7.0
36.6	FG%	45.8
32.0	3PT%	29.4
65.0	FT%	76.5
37.4	REBOUNDS	35.2
12.2	ASSISTS	15.6
2.8	BLOCKS	2.9
7.0	STEALS	6.9
76.5	SCORING DEFENSE	70.8
44.2	FG% DEFENSE	43.7
35.7	3PT FG% DEFENSE	32.2
-4.8	REBOUND MARGIN	+1.6
0.8	AST-TO RATIO	1.5



Official Basketball Box Score - Final
SMU at Virginia Tech
2024-25 Women's Basketball

Game Time: 2:22 PM
Game Duration: 1:58
Attendance: 5,162

NO.	Name	Min	FG	3P	FT	Rebounds	Fouls	TP	AS	TO	ST	Blocks	PF	SA	SB	AST	BLK	PTS	
35	Jessica Peterson	29:35	5-15	0-0	1-2	6	5	11	4	11	1	0	1	1	1	2	0	0	0
1	Zanaí Jones	24:26	1-7	0-2	0-0	0	2	2	5	0	2	0	0	0	0	0	0	0	0
2	TK Pitts	30:20	5-8	0-2	4-7	2	1	3	5	7	14	0	1	4	0	0	0	2	0
3	Nya Robertson	38:15	8-25	4-7	2-2	1	2	3	1	0	1	1	0	1	1	0	0	0	0
4	Kayisa Woods	30:18	5-8	4-7	0-0	1	2	3	4	0	14	1	2	0	0	0	0	0	0
24	Dorivna Hill	19:53	3-3	0-0	0-0	1	1	2	0	0	6	1	2	0	0	0	0	0	0
13	Sandra Magpigo	10:25	0-0	0-0	0-0	1	0	1	0	1	0	0	0	0	0	0	0	0	0
22	Kylie Marshall	12:49	1-4	0-3	0-0	1	0	1	2	1	2	0	0	0	0	0	0	0	0
12	Kaylynn Cox	03:10	0-0	0-0	0-0	0	0	0	0	0	0	0	0	0	0	0	0	0	0
Team			23	3	6	23	3	6	21	1	1	1	0	1	1	2	0	0	0
Totals			28-70	8-21	17-11	16	16	32	24	15	71	9	10	8	1	2	1	8	0

NO.	Name	Min	FG	3P	FT	Rebounds	Fouls	TP	AS	TO	ST	Blocks	PF	SA	SB	AST	BLK	PTS
4	Rose Michaux	36:29	6-8	0-1	1-4	2	5	6	2	7	13	1	3	2	0	0	0	4
10	Corys Baker	09:24	5-10	0-2	4-5	1	8	0	2	14	1	0	0	0	0	0	0	11
0	Lari White	09:23	1-1	1-1	0-0	0	2	2	1	0	3	0	1	0	0	0	0	0
1	Carleigh Wenzel	34:09	4-10	1-4	12-14	0	4	4	2	8	21	2	4	0	0	0	0	10
11	Maddie Esh	37:04	9-11	5-7	2-2	2	3	5	3	1	29	1	4	0	0	0	0	5
3	Mackenzie Nelson	32:27	1-2	0-1	3-4	0	1	1	3	3	5	7	4	0	0	0	0	13
2	Leila Wells	10:42	0-0	0-0	0-0	0	0	0	0	0	0	0	0	0	0	0	0	0
23	Kayl Peterson	10:22	0-3	0-2	0-0	0	2	2	0	0	0	0	0	0	0	0	0	0
Team			22	1	3	0	0	0	0	0	0	0	0	0	0	0	0	0
Totals			25-45	7-18	22-29	7	27	34	15	24	70	16	16	12	2	1	8	0

Biggest Lead	SMU	Hokies	Points from Turnovers	SMU	Hokies	Period by Period Scoring
Best Scoring Run	4 (1 st 8:18)	16 (3 rd 2:09)	19	16	16	SMU 13 19 14 25 71
Lead Changes	4 (4 th 0:13)	10 (3 rd 2:09)	Paint	34	22	
Times Tied	4	Second Chance	3	3	8	
Time with Lead	02:39	34:52	Fast Breaks	5	4	
			Bench	6	5	

SMU WOMEN'S BASKETBALL GAME NOTES

2024-25 ACC STANDINGS

2024-25 ACC Women's Basketball Standings

School	ACC	Pct.	Home	Away	Overall	Pct.	Home	Away	Neutral	Streak
Notre Dame	10-0	1.000	4-0	6-0	19-2	.905	10-0	9-0	0-2	W14
NC State	9-1	.900	5-0	4-1	17-4	.810	12-0	4-2	1-2	W6
Duke	8-1	.889	4-0	4-1	17-4	.810	9-0	6-4	2-0	W5
Florida State	8-2	.800	5-0	3-2	18-4	.818	12-0	3-4	3-0	W5
North Carolina	8-3	.727	3-3	5-0	20-4	.833	10-3	6-0	4-1	W2
Louisville	8-3	.727	3-2	5-1	15-7	.682	6-3	8-2	1-2	L1
California	7-3	.700	4-1	3-2	19-4	.826	12-1	6-2	1-1	W1
Georgia Tech	6-4	.600	3-2	3-2	18-4	.818	12-2	4-2	2-0	W1
Virginia Tech	6-5	.545	3-3	3-2	15-7	.682	10-3	4-2	1-2	W1
Boston College	4-7	.364	2-4	2-3	13-11	.542	10-4	3-5	0-2	W1
Virginia	4-7	.364	1-4	3-3	12-11	.522	8-5	3-4	1-2	W1
Clemson	4-7	.364	3-3	1-4	11-11	.500	8-5	1-4	2-2	L2
Stanford	3-7	.300	2-3	1-4	11-10	.524	10-3	1-6	0-1	L1
Miami	3-8	.273	2-4	1-4	13-9	.591	9-5	2-4	2-0	L1
Syracuse	2-8	.200	1-4	1-4	8-13	.381	5-7	2-5	1-1	L1
SMU	2-9	.182	1-4	1-5	10-13	.435	7-5	2-7	1-1	L7
Pitt	1-9	.100	1-4	0-5	9-14	.391	7-5	2-6	0-3	L5
Wake Forest	1-10	.091	1-5	0-5	8-14	.364	7-7	1-7	0-0	L2

GAME-BY-GAME STARTERS

OPPONENT	1	2	3	4	5	RESULT	SCORE	RECORD
North Carolina A&T	Zanai Jones	Nya Robertson	TK Pitts	Chantae Embry	Jessica Peterson	W	77-64	1-0
Old Dominion	Zanai Jones	Nya Robertson	Kylie Marshall	Chantae Embry	Jessica Peterson	L	79-70	0-1
Western Michigan	Zanai Jones	Nya Robertson	TK Pitts	Chantae Embry	Jessica Peterson	W	72-44	2-0
at Arizona State	Zanai Jones	Nya Robertson	TK Pitts	Chantae Embry	Jessica Peterson	L	80-73	2-1
vs Minnesota	Zanai Jones	Nya Robertson	TK Pitts	Chantae Embry	Jessica Peterson	L	65-56	2-2
Lamar	Zanai Jones	Nya Robertson	TK Pitts	Chantae Embry	Jessica Peterson	W	56-54	3-2
Arkansas Pine-Bluff	Zanai Jones	Nya Robertson	TK Pitts	Chantae Embry	Jessica Peterson	W	82-58	4-2
UT Arlington	Zanai Jones	Ella Brow	TK Pitts	Chantae Embry	Jessica Peterson	W	71-46	1-0
at Missouri	Zanai Jones	Nya Robertson	TK Pitts	Chantae Embry	Jessica Peterson	L	68-61	4-3
at Florida State	Zanai Jones	Nya Robertson	TK Pitts	Chantae Embry	Jessica Peterson	L	93-85	4-4
Texas Tech	Zanai Jones	Nya Robertson	TK Pitts	Chantae Embry	Jessica Peterson	W	61-57	5-4
at North Texas	Zanai Jones	Nya Robertson	TK Pitts	Chantae Embry	Jessica Peterson	W	74-66	6-4
vs Chicago State	Zanai Jones	Nya Robertson	TK Pitts	Chantae Embry	Jessica Peterson	W	73-52	7-4
Stanford	Zanai Jones	Nya Robertson	TK Pitts	Chantae Embry	Jessica Peterson	W	67-63	8-4
California	Zanai Jones	Nya Robertson	TK Pitts	Chantae Embry	Jessica Peterson	L	81-66	8-5
at Syracuse	Zanai Jones	Nya Robertson	TK Pitts	Kaysia Woods	Jessica Peterson	W	72-71	1-0
at Pitt	Zanai Jones	Nya Robertson	TK Pitts	Kaysia Woods	Jessica Peterson	L	72-59	1-1
North Carolina	Zanai Jones	Nya Robertson	TK Pitts	Kaysia Woods	Jessica Peterson	L	64-33	1-2
at Notre Dame	Zanai Jones	Nya Robertson	TK Pitts	Kaysia Woods	Jessica Peterson	L	88-64	1-3
Duke	Zanai Jones	Ella Brow	TK Pitts	Kaysia Woods	Jessica Peterson	L	81-46	0-1
at Miami	Zanai Jones	Nya Robertson	TK Pitts	Kaysia Woods	Jessica Peterson	L	70-63	1-4
Louisville	Zanai Jones	Nya Robertson	TK Pitts	Kaysia Woods	Jessica Peterson	L	80-75	1-5
at Virginia Tech	Zanai Jones	Nya Robertson	TK Pitts	Kaysia Woods	Jessica Peterson	L	80-75	1-6

Pitt
Clemson
at Wake Forest
at Boston College
Virginia
NC State

* Record displayed is the starting line ups record

SMU RECORD WHEN...

	Overall	ACC						
Record	10-13	2-9	Fewer 3-point Field Goals	6-9	1-5	Scoring 70-79	6-4	1-2
Home	7-5	1-4	More blocks than opponent	5-3	1-2	Scoring 60-69	2-4	1-3
Road	2-7	1-5	Fewer blocks than opponent	2-7	1-6	Scoring below 60	1-4	0-3
Neutral	1-1	0-0	Tied in blocks	3-3	0-1	Opponent scores 90+	0-1	0-1
Overtime	2-0	1-0	More turnovers	5-6	1-4	Opponent scores 80+	0-5	0-4
Double Overtime	0-0	0-0	Fewer turnovers than opponent	4-5	1-3	Opponent scores 70-79	1-3	1-2
vs. Ranked Opponent	0-3	0-3	Tied in turnovers	1-2	0-2	Opponent scores 60-69	3-3	1-1
Leading after first quarter	6-2	2-1	Higher Shooting Percentage	9-2	2-1	Opponent scores below 60	4-0	0-0
Trailing after first quarter	4-10	0-8	Lower Shooting Percentage	1-11	0-8	Opponent scores below 50	2-0	0-0
Tied after first quarter	0-1	0-0	More bench points	5-2	1-2	A Mustang scores 20+ points	5-9	2-6
Leading at halftime	8-3	2-2	Fewer bench points	5-11	1-7	Two Mustangs score 20+ points	1-0	1-0
Trailing at halftime	2-10	0-7	More steals	5-4	1-3	A Mustangs scores 30+ points	0-1	0-1
Tied at halftime	0-0	0-0	Less steals	4-8	1-5	A Mustang has 10+ assists	0-0	0-0
Leading after third quarter	8-2	2-1	Tied in steals	1-1	0-1	A Mustang has a double-double	7-3	0-3
Trailing after third quarter	2-11	0-8	More points in the paint	9-5	2-4	Two Mustangs have a double-double	1-0	0-0
Tied after third quarter	0-0	0-0	Fewer points in the paint	0-7	0-5	Five Mustangs score 10+ points	1-0	0-0
Decided by three points or less	2-0	1-0	Tied in points in the paint	1-1	0-0	Four Mustangs score 10+ points	3-2	0-2
Decided by single digits	5-8	2-4	More second-chance points	9-2	1-2	Three Mustangs score 10+ points	7-8	0-6
Decided by 10 points or more	5-5	0-5	Fewer second-chance points	1-11	1-7	Two Mustangs score 10+ points	10-11	2-7
Decided by 20 points or more	3-3	0-3	Tied second-chance points	0-0	0-0	A Mustang scores 10+ points	10-13	2-9
Decided by 30 points or more	0-2	0-2	More fast break points	7-2	2-1	Against .500+ record (day of game)	6-11	1-8
Decided by 40 points or more	0-0	0-0	Fewer fast break points	3-10	0-7	Against teams with a sub-.500 record	3-5	1-1
Out rebounds opponent	8-1	0-1	Tied in fast break points	0-1	0-1	November	5-3	0-0
Trails opponent in rebounds	1-12	1-8	Shooting 60.0 or better	0-0	0-0	December	3-2	0-1
Tied in rebounds	1-0	1-0	Shooting 50.0 or better	0-0	0-0	January	2-7	2-7
Tallies 50+ rebounds	3-0	0-0	Shooting 40.0-49.9	6-4	2-3	February	0-1	0-1
More assists than opponent	5-2	0-1	Shooting below 40.0	4-9	0-6	March	0-0	0-0
Fewer assists than opponent	3-11	2-8	Opponent shoots 50.0 or better	0-3	0-3	In White Jersey	5-3	1-2
Tied in assists	2-0	0-0	Opponent shoots 40.0-49.9	0-9	0-6	In Blue Jersey	1-3	0-2
Tallies 20+ assists	1-0	0-0	Opponent shoots below 40.0	10-1	1-0	In Red Jersey	2-4	0-2
More 3-point Field Goals	4-4	1-4	Opponent shoots below 30.0	0-0	0-0	In Black Jersey	1-3	1-3
			Scoring 90+ points	0-0	0-0			
			Scoring 80-89	1-1	0-1			

SMU WOMEN'S BASKETBALL GAME NOTES

IN THE POLLS

AP POLL WEEK 14

RANK	TEAM	REC.	PTS	PREV.
1	UCLA (32)	21-0	800	1
2	South Carolina	21-1	767	2
3	Notre Dame	19-2	737	3
4	Texas	22-2	688	5
5	UConn	21-2	661	6
6	LSU	23-1	646	7
7	Southern California	19-2	606	4
8	Ohio State	20-1	579	12
9	TCU	21-2	527	9
10	Duke	17-4	494	14
11	Kentucky	19-2	486	12
12	Kansas State	21-2	464	11
13	North Carolina	20-4	418	15
14	North Carolina State	17-4	337	17
15	Oklahoma	16-6	294	13
16	Maryland	17-5	285	14
17	Georgia Tech	18-4	262	20
18	West Virginia	17-4	237	21
19	Tennessee	16-5	235	18
20	Michigan State	18-4	230	16
21	California	19-4	203	19
22	Florida State	18-4	148	25
23	Alabama	18-5	101	22
24	Vanderbilt	18-5	45	23
25	Oklahoma State	18-4	33	24

Also receiving votes: Creighton 30, Baylor 24, Illinois 13, Utah 12, Mississippi 11, Michigan 7, Minnesota 6, South Dakota St. 6, Harvard 5, Columbia 2, Richmond 1.

Rankings from Feb. 3, 2025

COACHES POLL WEEK 14

RANK	TEAM	REC.	PTS	PREV.
1	UCLA(29)	21-0	773	1
2	South Carolina(2)	21-1	744	2
3	Notre Dame	19-2	708	3
4	LSU	23-1	656	5
5	UConn	21-2	648	6
6	Texas	22-2	638	7
7	USC	19-2	577	4
8	Ohio State	20-1	566	8
9	TCU	21-2	524	9
10	Kansas State	21-2	478	11
11	Kentucky	19-2	454	1
12	Duke	17-5	400	10
13	North Carolina	20-4	399	15
14	NC State	18-4	382	16
15	Maryland	17-5	298	14
16	Oklahoma	16-6	297	12
17	Tennessee	16-5	256	19
18	West Virginia	17-4	250	20
19	Georgia Tech	18-4	221	21
20	Michigan State	18-4	184	17
21	California	19-4	179	18
22	Florida State	18-4	138	24
23	Alabama	18-5	92	22
24	Vanderbilt	18-5	50	23
25	South Dakota State	19-3	35	NR

Also receiving votes: Creighton 31, Baylor 25, Utah 19, Oklahoma State 18, Iowa 16, Ole Miss 8, Richmond 4, Louisville 3, Florida Gulf Coast 2, George Mason 1, Illinois 1

Rankings from Feb. 4, 2024

SMU NCAA / CONFERENCE RANKINGS (AS OF 2/4/25)

Statistic	NCAA	ACC	STAT
Assist/Turnover Ratio (353 ranked)	185	17	0.80
Assists Per Game (353 ranked)	208	18	12.5
Bench Points Per Game (353 ranked)	312	17	13.4
Blocks Per Game (353 ranked)	106	10	3.5
Field Goal Percentage (353 ranked)	285	18	38.0
Field Goal Percentage Defense (353 ranked)	178	10	40.2
Fouls Per Game (353 ranked)	229	17	17.4
Free Throw Attempts Per Game (353 ranked)	160	8	16.65
Free Throw Percentage (353 ranked)	182	11	70.8
Free Throws Made Per Game (353 ranked)	157	9	11.78
Rebound Margin (353 ranked)	145	13	2.0
Rebounds (Defensive) Per Game (353 ranked)	126	12	25.8
Rebounds (Offensive) Per Game (353 ranked)	15	2	15.5
Rebounds Per Game (349 ranked)	20	2	41.30
Scoring Defense (353 ranked)	271	16	68.5
Scoring Margin (349 ranked)	234	17	-2.1
Scoring Offense (353 ranked)	159	16	66.4
Steals Per Game (353 ranked)	227	13	7.4
Three Point Attempts Per Game (353 ranked)	145	9	20.7
Three Point Percentage (353 ranked)	249	18	29.4
Three Point Percentage Defense (353 ranked)	263	13	32.6
Three Pointers Per Game (353 ranked)	188	15	6.1
Turnover Margin (353 ranked)	191	12	-0.30
Turnovers Forced Per Game (353 ranked)	245	14	15.30
Turnovers Per Game (353 ranked)	133	9	15.6
Winning Percentage (352 ranked)	229	15	43.5

SMU INDIVIDUAL PLAYER RANKINGS (AS OF 2/4/25)

	Player	NCAA	ACC	Stat
Assist/Turnover Ratio (250 ranked)	Zanai Jones	98	11	1.79
Assists (150 ranked)	Zanai Jones	79	10	93
Assists Per Game (250 ranked)	Zanai Jones	123	13	4.0
Blocks (146 ranked)	Jessica Peterson	104	7	26
Blocks Per Game (245 ranked)	Jessica Peterson	142	11	1.13
Double Doubles (44 ranked)	Jessica Peterson	23	2	10
Field Goal Attempts (149 ranked)	Nya Robertson	1	1	433
Field Goal Percentage (250 ranked)	--	--	--	--
Field Goals (145 ranked)	Nya Robertson	48	6	146
Free Throw Attempts (150 ranked)	Nya Robertson	30	3	131
Free Throw Percentage (250 ranked)	Nya Robertson	135	10	80.2
Free Throws (150 ranked)	Nya Robertson	23	3	105
Minutes Per Game (150 ranked)	Nya Robertson	62	3	34.57
Points (200 ranked)	Nya Robertson	16	3	452
Points Per Game (250 ranked)	Nya Robertson	26	3	19.7
Rebounds (149 ranked)	Jessica Peterson	3	1	279
Rebounds (Defensive) Per Game (30 ranked)	Jessica Peterson	18	2	7.4
Rebounds (Offensive) Per Game (30 ranked)	Jessica Peterson	4	1	4.7
Rebounds Per Game (249 ranked)	Jessica Peterson	4	1	12.1
Steals (142 ranked)	TK Pitts	43	3	53
Steals Per Game (247 ranked)	TK Pitts	80	4	2.30
Three Point Attempts (148 ranked)	Nya Robertson	3	2	176
Three Point Percentage (176 ranked)	Nya Robertson	166	14	31.3
Three Pointers (141 ranked)	Nya Robertson	33	5	55
Three Pointers Per Game (250 ranked)	Nya Robertson	55	6	2.39
Triple Doubles (5 ranked)	--	--	--	--

ACC PRESEASON HONORS

2024-25 ACC Preseason Poll

1. Notre Dame	(70), 1726
2. NC State	(8), 1617
3. Duke	1446
4. Louisville	1370
5. Florida State	1335
6. North Carolina	1279
7. Stanford	(1), 1214
8. Miami	883
9. Virginia	877
10. Georgia Tech	855
11. Syracuse	801
12. Virginia Tech	786
13. Clemson	553
14. California	546
15. Boston College	533
16. SMU	274
17. Wake Forest	259
18. Pitt	233

(First Place Votes), Points, 79 voters

Preseason Player of the Year

Hannah Hidalgo, So., G, Notre Dame

Preseason All-ACC Team

(First-place votes)

Hannah Hidalgo So., G, Notre Dame 921 (62)

Ta'Niya Latson, Jr., G, Florida State 734 (9)

Saniya Rivers, Sr., G, NC State 527 (2)

Aziaha James, Sr., G, NC State 473 (1)

Olivia Miles, Jr., G, Notre Dame 457 (4)

Sonia Citron, Jr., G, Notre Dame 331

Makayla Timpson, Sr., F, Florida State 315

Alyssa Ustby, Gr., G/F, North Carolina 308

Reigan Richardson, Sr., G, Duke 202

Kymora Johnson, So., G, Virginia 193 (1)

Newcomer Watch List

Toby Fournier, Fr., F, Duke 222

Imari Berry, Fr., G, Louisville 180

Kate Koval, Fr., F, Notre Dame 177

Zamareya Jones, Fr., G, NC State 116

Liza Karlen, Gr., F, Notre Dame 109

SMU WOMEN'S BASKETBALL GAME NOTES

GAME-BY-GAME STAT COMPARISON

OPPONENT	DATE	SCORE	MAR	FG	FG PCT	3FG	3FG PCT	FT	FT PCT	RB	AST	TO	BLK	STL	PF
N.C. A&T	11/04/24	77-64	13	33-70/22-59	.471/.373	3-20/7-21	.150/.333	8-12/13-16	.667-.813	46/32 14	16/11	10/10	3/3	6/3	17/14
Old Dominion	11/09/24	70-79	-9	23-69/27-65	.333/.415	6-20/10-22	.300/.455	18-23/15-22	.783-.682	45/47 -2	16/15	16/20	1/6	9/6	22/25
Western Mich.	11/12/24	72-44	28	26-64/14-39	.406/.359	6-23/9-21	.261/.429	14-21/7-10	.667-.700	37/31 6	11/10	13/33	1/3	18/7	16/21
at Arizona St.	11/16/24	73-80	-7	24-64/28-63	.375/.444	8-23/11-26	.348/.423	17-21/13-19	.810-.684	35/46 -11	16/17	17/23	4/4	9/10	20/17
vs Minnesota	11/17/24	56-65	-9	21-51/23-74	.412/.311	4-17/5-28	.235/.179	10-15/14-20	.667-.700	42/46 -4	6/12	18/7	2/2	2/8	22/17
Lamar	11/22/24	56-54	2	19-58/22-60	.328/.367	2-13/3-12	.154/.250	16-23/7-10	.696-.700	47/34 13	14/14	19/14	5/6	9/8	18/21
Ark.-Pine Bluff	11/25/24	82-58	24	31-71/24-66	.437/.364	6-22/3-17	.273/.176	14-16/7-9	.875-.778	48/34 14	21/11	17/18	9/3	9/10	9/19
UT Arlington	11/29/24	71-46	25	27-72/20-63	.375/.317	6-20/2-18	.300/.111	11-12/4-7	.917-.571	51/39 12	19/11	14/19	10/7	10/10	13/15
at Missouri	12/05/24	61-68	-7	22-58/24-60	.379/.400	8-22/9-25	.364/.360	9-13/11-17	.692-.647	37/40 -3	7/14	13/12	4/1	3/4	16/14
at Florida St.	12/08/24	85-93	-8	34-78/31-72	.436/.431	9-23/8-24	.391/.333	8-10/23-30	.800-.767	41/43 -2	18/12	10/10	1/4	7/7	23/13
Texas Tech	12/11/24	61-57	4	21-57/20-63	.368/.317	4-8/8-25	.500/.320	15-19/9-10	.789-.900	52/28 24	14/14	20/10	6/6	4/9	15/18
at North Texas	12/19/24	74-66	8	25-60/21-59	.417/.356	3-16/5-21	.188/.238	21-28/19-26	.750-.731	46/33 13	5/10	12/7	3/3	3/5	21/23
vs Chicago State	12/20/24	73-52	21	27-68/20-56	.397/.357	5-26/4-20	.192/.200	14-20/8-12	.700-.667	53/29 24	9/7	16/14	2/3	11/10	9/16
Stanford	01/02/25	67-63	4	28-66/24-61	.424/.393	7-22/9-24	.318/.375	4-9/6-11	.444-.545	41/41 0	13/16	13/15	5/4	8/7	17/16
California	01/05/25	66-81	-15	25-63/31-61	.397/.508	9-22/10-25	.409/.400	7-9/9-10	.778-.900	29/40 -11	12/14	17/20	2/0	6/4	15/19
at Syracuse	01/09/25	72-71	1	29-71/25-68	.408/.368	6-20/3-16	.300/.188	8-14/18-24	.571-.750	44/45 -1	16/13	19/17	2/5	5/8	21/17
at Pitt	01/12/25	59-72	-13	15-62/22-55	.242/.400	12-33/8-22	.364/.364	17-24/20-30	.708-.667	40/47 -7	10/18	15/15	4/7	9/10	23/20
North Carolina	01/16/25	33-64	-31	12-62/26-65	.194/.400	4-21/8-23	.190/.348	5-11/4-11	.455-.364	45/51 -6	7/18	21/16	8/6	8/10	16/15
at Notre Dame	01/19/25	64-88	-24	25-64/33-71	.391/.465	5-19/2-18	.263/.111	9-14/20-25	.643-.800	35/46 -11	9/17	20/12	0/6	9/11	18/12
Duke	01/23/25	46-81	-35	16-51/30-66	.314/.455	4-17/10-21	.235/.476	10-16/11-13	.625-.846	32/45 -13	11/22	17/10	5/5	4/12	15/16
at Miami	01/26/25	63-70	-7	24-72/23-57	.333/.404	8-33/11-25	.242/.440	7-17/13-19	.412-.684	42/47 -5	15/18	11/19	2/4	6/5	18/17
Louisville	01/30/25	75-80	-5	23-49/30-57	.469/.526	7-16/8-19	.438/.421	22-25/12-13	.880-.923	30/25 5	14/22	21/15	1/3	7/13	13/18
at Virginia Tech	02/02/25	71-79	-8	28-70/25-45	.400/.556	8-21/7-18	.381/.389	7-11/22-29	.636-.759	32/34 -2	9/16	10/16	1/2	8/2	24/15
at Georgia Tech															
Pitt															
Clemson															
at Wake Forest															
at Boston College															
Virginia															
NC State															

Stat layout: SMU/OPPONENT

2024-25 SPECIALTY STATS

OPPONENT	RESULT	PTS OFF TO	PTS IN PAINT	2ND CHANCE PTS	FAST BREAK PTS	BENCH PTS
North Carolina A&T	W, 77-64	15/13	48/26	16/15	19/4	16/15
Old Dominion	L, 79-70	7/15	34/28	8/17	14/20	12/14
Western Michigan	W, 72-44	27/9	36/8	12/5	16/4	26/28
at Arizona State	L, 80-73	22/21	26/26	13/15	17/19	10/20
vs Minnesota	L, 65-56	4/17	28/30	2/22	13/5	4/38
Lamar	W, 56-54	13/15	20/20	16/7	7/2	7/11
Arkansas-Pine Bluff	W, 82-58	20/16	38/28	18/8	11/14	32/15
UT Arlington	W, 71-46	13/10	34/28	12/8	17/6	31/15
at Missouri	L, 68-61	2/12	18/24	10/18	9/13	18/23
at Florida State	L, 93-85	17/13	40/38	14/15	6/16	10/13
Texas Tech	W, 61-57	12/22	24/18	21/6	5/8	6/23
at North Texas	W, 74-66	4/11	36/28	11/5	2/18	8/10
vs Chicago State	W, 73, 52	14/15	38/26	17/4	9/6	15/30
Stanford	W, 67-63	19/17	30/28	13/10	12/7	8/13
California	L, 81-66	20/18	26/36	5/7	4/5	16/18
at Syracuse	W, 72-71	22/19	44/38	9/25	11/8	14/12
at Pitt	L, 72-59	17/22	2/24	3/11	9/13	9/26
North Carolina	L, 33-64	5/20	10/34	4/8	4/13	5/14
at Notre Dame	L, 64-88	12/24	34/50	6/14	7/24	13/21
Duke	L, 81-46	9/24	18/34	10/19	2/10	20/43
at Miami	L, 70-63	13/10	30/18	12/11	8/10	15/12
Louisville	L, 80-75	25/26	26/24	6/11	10/10	6/21
at Virginia Tech	L, 79-71	19/16	34/22	13/8	5/4	8/5
at Georgia Tech						
Pitt						
Clemson						
at Wake Forest						
at Boston College						
Virginia						
NC State						

Stat layout: SMU/OPPONENT

SMU WOMEN'S BASKETBALL GAME NOTES

LAST TIME IT HAPPENED...

TEAM 100 POINTS

By SMU: 104 vs. Sam Houston State, 11/19/99
By Opponent: 102 at #1 Connecticut, 2/4/14

90 POINTS

By SMU: 91-86, W vs. Memphis, 1/11/24
By Opponent: 93-85 L vs Florida State 12/8/24

30-PLUS POINT WIN

By SMU: 31 (75-44) vs Air Force 12/21/23
By Opponent: 33 (61-28) vs. UCF (Neutral Site)

60 PERCENT SHOOTING

By SMU: .625 vs. Memphis, 2/3/24
By Opponent: has not happened since 2001-02

50 PERCENT SHOOTING

By SMU: .500 vs. North Texas, 2/10/24
By Opponent: .526 by Louisville, 1/25/25

20 ASSISTS

By SMU 21 vs. UAPB, 11/25/24
By Opponent: 21 at Wichita State 2/28/24

10 STEALS

By SMU - 11 vs Chicago State (Denton, Texas) 12/20/24
By Opponent - 13, vs Louisville 1/30/25

15 STEALS

By SMU - 18, vs Western Michigan 11/12/24
By Opponent - 15 vs Air Force 12/21/23

10 BLOCKS

By SMU - 10, vs UT Arlington 11/29/24
By Opponent - 11 vs Houston, 1/21/23

10 3PT FG Made

By SMU - 12, at Pitt 1/12/25
By Opponent - 10, vs California 1/5/25

50 REBOUNDS

By SMU - 52, vs Texas Tech 12/11/24
By Opponent - 54 at Temple, 2/20/2016

SMU PLAYED A RANKED OPPONENT

L, 81-64 vs No. 14 Duke 1/23/25
SMU Beat a top 25 Ranked Team: W, 54-53 vs No. 19 Texas A&M, 12/5/16 (Coaches poll)
SMU Beat an AP Top 25 Team: W, 73-57 vs No. 18 UTEP 3/9/08 (Neutral Site)

OVERTIME GAME

W, 72-71 (OT) at Syracuse 1/9/25
SMU Win
On the road: W, 72-71 (OT) at Syracuse 1/9/25
At home: W, 56-54 (OT) vs Lamar, 11/22/24

DOUBLE OVERTIME GAME

W, 91-86 (2OT) at Memphis, 1/11/24
SMU Win - W, 91-86 (2OT) at Memphis, 1/11/24
At Home - W, 80-75 (2OT) vs Memphis, 1/7/14

TRIPLE OVERTIME GAME

W, 94-92 (3OT) vs UAB, 2/7/23
SMU Win - W, 94-92 (3OT) vs UAB, 2/7/23

40-POINT GAME

By SMU- 42 by Shawna Ford vs. TCU, 1/25/97

30-POINT GAME

By SMU - 32, Nya Robertson 1/30/25

20 REBOUNDS BY A PLAYER

By SMU (home) - 21, Jessica Peterson vs UT Arlington 11/29/24
By SMU (road) -20, Jessica Peterson at Miami 1/26/25

10 ASSISTS BY A PLAYER

By SMU 10, Jasmine Smith vs North Texas, 12/7/22

FIVE STEALS BY A PLAYER

By SMU - 5, TK Pitts vs North Carolina 1/16/25

FIVE BLOCKED SHOTS BY A PLAYER

By SMU - 6, Jessica Peterson vs UAPB, 11/25/24

A PLAYER HAD EIGHT ASSISTS AND NO TURNOVERS

By SMU - 8, Zanai Jones vs Texas Tech, 12/11/24

SMU HAD THREE PLAYERS RECORD DOUBLE FIGURE REBOUNDS

By SMU - Jessica Peterson (12), Chantae Embry (12), TK Pitts (11) vs Texas Tech

A PLAYER HAD EIGHT OFFENSIVE REBOUNDS

By SMU - 8, Jessica Peterson vs Chicago State 12/20/24

SMU HAD TWO PLAYERS RECORD A DOUBLE-DOUBLE

By SMU - Jessica Peterson (13/19), Chantae Embry (13/10) at North Texas 12/19/24

SMU HAD TWO PLAYERS RECORD 20 POINTS

By SMU - Nya Robertson (21), Zanai Jones (20) vs Stanford 1/2/24

SMU HAD A PLAY RECORD A 20-5-5 GAME

By SMU - Zanai Jones (20 points, 5 assists, 5 rebounds) at Notre Dame 1/19/25

SMU WOMEN'S BASKETBALL 2024-25 ROSTER

NUMERICAL ROSTER

#	Name	Pos.	Ht.	Cl.	Hometown / Last School
1	Zanai Jones	G	5-5	Gr.	Jersey City, N.J. / Villanova
2	TK Pitts	G	6-1	Jr.	Tulsa, Okla. / Union HS
3	Nya Robertson	G	5-7	Jr.	Forth Worth, Texas / George Washington
4	Kaysia Woods	F	6-0	Sr.	Lincoln, Neb. / Xavier
5	Ella Brow	G	5-8	Jr.	Palm Beach, Australia / Palm Beach Currumbin HS
12	Kayanna Cox	G	5-10	Fr.	Tenaha, Texas / Tenaha HS
13	Sandra Magolico	F	6-2	Sr.	Maputo, Mozambique / Arizona State
17	Nicole Rodriguez	G	5-8	Gr.	Eastvale, Calif. / Loyola Marymount
22	Kylie Marshall	G	5-11	So.	Mansfield, Texas / Texas A&M
24	Donavia Hall	G	5-10	Jr.	Plano, Texas / Plano East HS
25	Brianna McLeod	C	6-3	Jr.	Toronto, Ontario / Colorado
33	Chantae Embry	F	6-1	Jr.	Norman, Okla. / Texas Tech
35	Jessica Peterson	C	6-2	Sr.	Rancho Cucamonga, Calif. / Fresno State

PRONUNCIATION GUIDE

1 Zanai Jones	(Zuh-nye)	4 Kayisa Woods	(Kay-ja, like Aisa)
12 Kayanna Cox	(Kay-ann-uh)	13 Sandra Magolico	(Sahn-dra Mag-oh-leek-oh)
24 Donavia Hall	(Duh-nah-v-uh)	25 Brianna McLeod	(Bri-on-uh Mc-Loud)
33 Chantae Embry	(Shawn-tay Em-bree)	HC Toyelle Wilson	(Toy-L)

COACHING STAFF

Name	Position	Yr.	Alma Mater
Toyelle Wilson	Head Coach	4th	Manhattan, '03
Deneen Parker	Associate Head Coach	24th	Stephen F. Austin, '94
Danielle Edwards	Assistant Coach / Recruiting Coordinator	4th	Clemson, '19
Anthony Anderson	Assistant Coach / Assistant Recruiting Coordinator	3rd	Florida International, '11
Alex Furr	Director of Player Development / Assistant Coach	2nd	Fresno State, '14
Carter Mumm	Director of Scouting and Video Analytics / Assistant Coach	1st	Iowa State, '21
AK Prestridge	Director of Basketball Operations	2nd	Auburn, '19
Payton Courier	Special Assistant to the Head Coach / Assistant Director of Ops.	2nd	Purdue Northwest, '22
Gerald Sambaer	Graduate Assistant	1st	Michigan, '21
Alexis Reyes	Director of Recruiting Experience	1st	Full Sail, '22
Kelli Swing	Athletic Trainer	21th	Iowa, '02
Hong Tran	Director of Strength and Training	2nd	Saint Leo, '14

NEWCOMERS (8)

#	Name	Pos.	Ht.	Gr.	Hometown / Last School
12	Kayanna Cox	G	5-10	Fr.	Tenaha, Texas / Tenaha HS
1	Zanai Jones	G	5-5	Gr.	Jersey City, N.J. / Villanova
13	Sandra Magolico	F	6-2	Sr.	Maputo, Mozambique / Arizona State
22	Kylie Marshall	G	5-11	So.	Mansfield, Texas / Texas A&M
25	Brianna McLeod	C	6-3	Jr.	Toronto, Ontario / Colorado
3	Nya Robertson	G	5-7	Jr.	Forth Worth, Texas / George Washington
17	Nicole Rodriguez	G	5-8	Gr.	Eastvale, Calif. / Loyola Marymount
4	Kaysia Woods	F	6-0	Sr.	Lincoln, Neb. / Xavier

LETTERWINNERS RETURNING (5)

#	Name	Pos.	Ht.	Gr.	GP/GS	PPG	RPG	APG	FG%	Hometown / Last School
5	Ella Brow	G	5-8	Jr.	25/10	4.6	2.4	2.7	.607	Palm Beach, Australia / Palm Beach Currumbin HS
33	Chantae Embry	F	6-1	Jr.	21/25	12.4	5.4	1.9	.471	Norman, Okla. / Texas Tech
24	Donavia Hall	G	5-10	Jr.	25/0	1.5	1.6	0.6	.381	Plano, Texas / Plano East HS
25	Jessica Peterson	C	6-2	Sr.	4/0	1.5	2.3	0.3	.250	Rancho Cucamonga, Calif. / Fresno State
2	TK Pitts	G	6-1	Jr.	30/5	5.8	4.4	0.8	.512	Tulsa, Okla. / Union HS

* 2023-24 stats for all but Ella Brow

ALPHABETICAL ROSTER

#	NAME	POS.	CL
5	Ella Brow	G	Jr.
12	Kayanna Cox	G	Fr.
33	Chantae Embry	F	Sr.
24	Donavia Hall	G	Jr.
1	Zanai Jones	G	Fr.
13	Sandra Magolico	F	Sr.
22	Kylie Marshall	G	So.
25	Brianna McLeod	C	Jr.
35	Jessica Peterson	F	Sr.
2	TK Pitts	G	Jr.
3	Nya Robertson	G	Jr.
17	Nicole Rodriguez	G	Gr.
4	Kaysia Woods	F	Sr.

ROSTER BY GRADE

#	Name	Grade
<i>Graduate Students</i>		
1	Zanai Jones	Gs.
17	Nicole Rodriguez	Gs.
<i>Seniors</i>		
33	Chantae Embry	Sr.
13	Sandra Magolico	Sr.
35	Jessica Peterson	Sr.
4	Kaysia Woods	Sr.
<i>Juniors</i>		
5	Ella Brow	Jr.
24	Donavia Hall	Jr.
25	Brianna McLeod	Jr.
2	TK Pitts	Jr.
3	Nya Robertson	Jr.
<i>Sophomores</i>		
22	Kylie Marshall	So.
<i>Freshman</i>		
12	Kayanna Cox	Fr.

SMU WOMEN'S BASKETBALL GAME NOTES
 2024-25 PHOTO / TV ROSTER



1

ZANAÏ JONES
 G • 5-5 • SR
 Jersey City, N.J.
 Villanova



2

TK PITTS
 G • 6-1 • JR
 Tulsa, Okla.
 Union HS




3

NYA ROBERTSON
 G • 5-7 • JR
 Fort Worth, Texas
 George Washington




4

KAYSIA WOODS
 F • 6-0 • SR
 Lincoln, Neb.
 Xavier



5

ELLA BROW
 G • 5-8 • JR
 Palm Beach, Australia
 Palm Beach Currumbin HS



12

KAYANNA COX
 G • 5-10 • FR
 Tenaha, Texas
 Tenaha HS



13

SANDRA MAGOLICO
 F • 6-2 • SR
 Maputo, Mozambique
 Arizona State



17

NICOLE RODRIGUEZ
 G • 5-8 • GR
 Eastvale, Calif.
 Loyola Marymount



22

KYLIE MARSHALL
 G • 5-11 • SO
 Mansfield, Texas
 Texas A&M



24

DONAVIA HALL
 G • 5-10 • JR
 Plano, Texas
 Plano East HS



25

BRIANNA MCLEOD
 C • 6-3 • JR
 Toronto, Ontario
 Colorado



33

CHANTAE EMBRY
 F • 6-1 • SR
 Norman, Okla.
 Texas Tech



35

JESSICA PETERSON
 C • 6-2 • SR
 Rancho Cucamonga, Calif.
 Fresno State



TOYELLE WILSON

**HEAD COACH
MANHATTAN '03
4TH SEASON**

@CoachTMWilson

@coachtoyellewilson

Toyelle Wilson was named the SMU women's basketball head coach in April of 2021 after two seasons with the Michigan women's basketball program, where she served as an assistant coach and recruiting coordinator. She arrived in Ann Arbor in 2019 after spending six years as an assistant coach at Baylor and three seasons as the head coach at Prairie View A&M. Wilson is the first Black female head coach at SMU

Entering her fourth season at the helm of the Mustangs she holds a career record of 45-44 and boasts a career record of 100-87 in six years of head coaching at SMU and Prairie View.

Wilson's Mustangs finished the 2023-24 season with a record of 14-16. SMU averaged 69.8 points per game (5th AAC) on 43.5% shooting from the field (2nd AAC). The Mustangs' 1.00 assist/turnover ratio and 14.7 assists per game ranked second in the conference.

She guided Tiara Young to earn a spot on the All-American Athletic Conference Second Team, and developed Chantae Embry into the conference's Ambassador Award recipient. Mustangs also collected eight weekly AAC honors.

SMU ended the 2022-23 season with a 17-13 record and its second consecutive WNIT appearance. The Mustangs made the postseason in back-to-back seasons for the first time since 2014 and 2015. The 2022-23 season marked the third postseason appearance in seven seasons. SMU defeated Little Rock 68-42 in the first round of the WNIT in Moody Coliseum.

SMU finished 13-2 in Moody Coliseum, including a 10-0 start at home- breaking the program's best start to open a season (2004-05) and best home winning streak (1999-00, final nine games). The Mustangs ranked second in scoring defense in the AAC, holding opponents to only 58.3 points per game. Three different Mustangs finished in the top 10 in the league in four separate individual categories.

Wilson helped guide Savannah Wilkinson, Jasmine Smith and Ella Brow to All-AAC honors.

She led the Mustangs to a 14-15 record, including 7-7 in her first season on the Hilltop. Her squad finished tied for fourth, the program's highest finish in the American Athletic Conference and they garnered the third-most votes in last season's preseason poll.

At UM, Wilson coached five Big Ten All-Conference Team selections, among them the 2020-21 Big Ten Player of the Year, the school's first AP All-American and Wade Trophy finalist, Naz Hillmon. On the recruiting trail, Michigan's 2020 recruiting class was ranked as high as No. 12 and its 2021 class rated 18th.

WILSON YEAR-BY-YEAR RECORD

Year	Organization/School	Position	Record (Conf)	Conference Finish	Postseason
2010-11	Prairie View A&M	Head Coach	21-12 (12-4)	1st	NCAA First Round
2011-12	Prairie View A&M	Head Coach	17-16 (11-7)	4th	
2012-13	Prairie View A&M	Head Coach	17-15 (11-7)	4th	
2013-14	Baylor	Assistant Coach	34-5	1st	NCAA Elite Eight
2014-15	Baylor	Assistant Coach	33-4	1st	NCAA Elite Eight
2015-16	Baylor	Assistant Coach	36-2	1st	NCAA Elite Eight
2016-17	Baylor	Assistant Coach	33-4	1st	NCAA Elite Eight
2017-18	Baylor	Assistant Coach	33-2	1st	NCAA Sweet Sixteen
2018-19	Baylor	Assistant Coach	37-1	1st	NCAA National Champion
2019-20	Michigan	Assistant Coach	21-11	7th	Cancelled
2020-21	Michigan	Assistant Coach	16-6	4th	NCAA Sweet Sixteen
2021-22	SMU	Head Coach	14-15 (7-7 AAC)	4th	WNIT First Round
2022-23	SMU	Head Coach	17-12 (7-8 ACC)	5th	WNIT Second Round
2023-24	SMU	Head Coach	14-16 (8-10 AAC)	11th	
2024-25	SMU	Head Coach	10-13 (2-9 ACC)		

Michigan finished the 2020-21 season 16-6, earning its highest-ever NCAA Tournament seed (No. 6), and reached the Sweet 16 for the first time in school history. The Wolverines defeated 11th-seeded Florida Gulf Coast and No. 3 seed Tennessee in the tournament before falling in overtime to Baylor. During her first year at Michigan, the Wolverines compiled a 21-11 record and were poised to make the 2020 NCAA Tournament before the season was canceled due to the COVID-19 pandemic. Over her six seasons at Baylor, the Lady Bears won the 2019 National Championship and claimed six regular season Big 12 Conference championships and five conference tournament titles. Baylor also made four NCAA Elite Eight appearances and one NCAA Sweet 16 during her time in Waco. In total, she assisted the program to a 204-18 overall record and a 102-6 mark in Big 12 play. She recruited and coached 40 All-Conference selections, as well as three Big 12 Players of the Year, three Defensive Players of the Year, two Freshman/Newcomers of the Year and 10 WNBA draft picks.

On the recruiting trail, she helped Baylor recruit top-10 recruiting classes every year, including the No. 1 recruiting class in the country in her final season in Waco. Prior to joining the Baylor staff, she led Prairie View A&M to three-straight SWAC Tournament championships and NCAA Tournament appearances. She compiled a 55-43 record in her three

seasons as the program's head coach, recruiting and coaching eight SWAC All-Conference Team selections, a Player of the Year, a Freshman of the Year and a Newcomer of the Year. Prior to accepting the head coach position, Wilson was the Panthers' top assistant for four years, and spent three seasons as an assistant coach at Robert Morris University.

Wilson was one of 30 coaches across the nation who participated in the Center for Coaching Excellence (CCE) by the Women's Basketball Coaches Association (WBCA). The CCE is an elite program for select basketball coaches and is designed to provide college women's basketball coaches with the professional skills and personal ethics training necessary to be exceptional leaders. Wilson is also a member of the WBCA.

A native of Voorhees, New Jersey, Wilson earned a bachelor's degree in business management from Manhattan College in 2003 and was a four-year letterwinner for the women's basketball team. She was a team captain and earned Defensive Player of the Year honors while leading the Jaspers to an NCAA Tournament berth and a Metro Atlantic Athletic Conference championship in 2003.

Wilson is the mother of one son, Kash.



ACCOMPLISHMENTS AND HONORS CHAMPIONSHIPS

As a Head Coach

- 3x SWAC tournament champions (2011-2013)
- 3 NCAA tournament appearances
- 2 WNIT appearances

As an Assistant

- NCAA Champions (2019)
- 6x Big 12 Regular Season Champions (2013-2019)
- 5x Big 12 Tournament Champions (2013-16, 2018, 2019)

SMU WOMEN'S BASKETBALL GAME NOTES



1 ZANAI JONES

6-5 • G • GS

JERSEY CITY, NEW JERSEY / HUDSON CATHOLIC REGIONAL HS / VILLANOVA

2024-25 (Graduate Student): Recorded a career high seven assist in the season opener against NC A&T, also added 10 points

2023-24 (Junior at Villanova): Started all 31 games she played in and averaged 6.7 points per game and 2.6 rebounds per contest in 25.9 minutes per game...Shot 37% from the field, 27.9% from three-point range and 89.7% from the foul line... Registered 59 assists and 23 steals...Scored double figures in eight of her final 14 games...Scored a career-high tying 16 points on 5-of-8 shooting (2-of-2 from three) and a 4-of-5 effort from the foul line at DePaul... Tied a career-high with 16 points in the second meeting versus DePaul at home...Recorded 10 points and a career-high tying eight rebounds at Marquette... Credited with a career-high five assists versus Providence and Virginia...Tallied 10 points and six rebounds versus Saint Joseph's in the WBIT quarterfinals.

2022-23 (Sophomore at Villanova): Played in 29 games and averaged 1.9 points per game and 0.7 rebounds per contest in 10.0 minutes per game...Shot 33.7% from the field, 35% from 3-point range and 91.7% from the foul line...Scored a season-high five points on three occasions versus American, Xavier and Seton Hall...Dished out a career-high four assists against Seton Hall...Played a career-high 22 minutes versus American.

2021-22 (Freshman at Villanova): Played in 22 games and averaged 1.3 points per game and 0.5 rebounds per contest in 5.8 minutes per game...Shot .303 from the field.200 from three-point range and a perfect 7-of-7 from the foul line...Tallied three assists and three steals... Scored a career-high 13 points at Creighton on 5-of-9 shooting from the field and a 3-of-3 effort from the foul line to go with a career-high five rebounds in a career-best 19 minutes of action.

Prep: Third team All-State...Three-time first team All-County...All-time leading scorer in Hudson Catholic girls basketball history... Program's all-time assist leader... New Jersey assist leader during freshman season...Hudson County Jim Hague Player of the Year...National Honor Society...Graduated with honors

GAME BY GAME SEASON STATS

Date	Opp	GS	Min	FG/M	%	3FG/A	%	FT/M	%	ORB	DRB	TOT	AVG	PF	AST	T/O	BLK	STL	PTS	AVG
11/04/24	N.C. A&T	*	33	5-9	.556	0-1	.000	0-0	.000	1	4	5	5.0	0	7	0	0	2	10	10.0
11/09/24	Old Dominion	*	29	0-5	.000	0-0	.000	0-0	.000	2	1	3	4.0	3	3	2	0	3	0	5.0
11/12/24	Western Mich.	*	20	2-6	.333	0-0	.000	0-0	.000	0	0	0	2.7	3	1	3	0	0	4	4.7
11/16/24	at Arizona St.	*	36	5-12	.417	2-3	.667	2-2	1.000	0	2	2	2.5	2	4	1	0	1	14	7.0
11/17/24	vs Minnesota	*	25	1-3	.333	0-1	.000	0-0	.000	0	4	4	2.8	2	2	1	0	0	2	6.0
11/22/24	Lamar	*	36	1-5	.200	0-0	.000	3-4	.750	0	3	3	2.8	2	4	2	0	1	5	5.8
11/25/24	Ark.-Pine Bluff	*	25	2-6	.333	0-3	.000	0-0	.000	0	1	1	2.6	0	4	1	1	0	4	5.6
11/29/24	UT Arlington	*	32	4-9	.444	0-2	.000	1-2	.500	1	3	4	2.8	0	5	1	1	3	9	6.0
12/05/24	at Missouri	*	39	6-11	.545	3-5	.600	2-2	1.000	0	4	4	2.9	1	1	5	0	0	17	7.2
12/08/24	at Florida St.	*	36	7-14	.500	2-3	.667	1-1	1.000	1	3	4	3.0	2	7	3	0	0	17	8.2
12/11/24	Texas Tech	*	38	4-10	.400	1-1	1.000	2-2	1.000	0	3	3	3.0	1	8	0	1	0	11	8.5
12/19/24	at North Texas	*	34	2-6	.333	0-2	.000	2-4	.500	1	2	3	3.0	2	0	1	1	0	6	8.3
12/20/24	vs Chicago St.	*	31	3-9	.333	0-1	.000	2-2	1.000	0	3	3	3.0	1	3	1	0	4	8	8.2
01/02/25	Stanford	*	35	9-15	.600	1-5	.200	1-3	.333	0	4	4	3.1	1	5	2	2	2	20	9.1
01/05/25	California	*	29	3-11	.273	0-1	.000	0-0	.000	0	2	2	3.0	1	5	3	0	1	6	8.9
01/09/25	at Syracuse	*	42	1-10	.100	1-5	.200	0-0	.000	0	4	4	3.1	3	7	3	0	0	3	8.5
01/16/25	North Carolina	*	32	1-9	.111	0-3	.000	0-0	.000	0	2	2	3.0	1	2	5	2	1	2	8.2
01/19/25	at Notre Dame	*	37	8-14	.571	3-6	.500	1-1	1.000	0	5	5	3.1	1	5	5	0	1	20	8.8
01/23/25	Duke	*	33	2-6	.333	0-3	.000	0-0	.000	1	0	1	3.0	0	2	1	0	0	4	8.6
01/26/25	at Miami (FL)	*	38	1-9	.111	1-5	.200	0-0	.000	0	2	2	3.0	4	5	3	0	0	3	8.3
01/30/25	Louisville	*	36	3-6	.500	1-3	.333	4-4	1.000	0	1	1	2.9	3	5	4	1	0	11	8.5
02/02/25	at Virginia Tech	*	24	1-7	.143	0-2	.000	0-0	.000	0	2	2	2.8	5	3	2	0	0	2	8.2
Total			756	74-206	.359	17-63	.270	23-29	.793	8	57	65	2.8	40	93	52	9	21	188	8.2

CAREER STATS

Yr	GP-GS	MIN/AVG	FG-FGA	FG%	3FG-3FGA	3FG%	FT-FTA	FT%	OFF	DEF	TOT	AVG	PF-FO	A	TO	BLK	STL	PTS	AVG
21-22*	22-0	128/5.8	10-33	.303	2-10	.200	7-7	1.000	2	10	12	0.5	12-0	3	5	0	3	29	1.3
22-23*	29-0	289/10.0	19-51	.373	7-20	.350	11-12	.917	4	15	19	0.7	15-0	24	15	0	4	56	1.9
23-24*	31-31	801/25.9	78-211	.370	17-61	.279	35-39	.897	10	71	81	2.6	32-0	59	27	4	23	208	6.7
24-25	23-23	757/32.9	74-206	.359	17-63	.270	23-29	.793	8	57	65	2.8	40-1	93	52	9	21	188	8.2
SMU To	23-23	757/32.9	74-206	.359	17-63	.270	23-29	.793	8	57	65	2.8	40-1	93	52	9	21	188	8.2
Total	105-54	1976/18.8	181-501	.361	43-154	.279	76-87	.874	24	153	177	1.7	99-1	179	99	13	51	481	4.6



JONES STATS MUSTANG BASKETBALL

SEASON & CAREER STATISTICS

POINTS	
Season	20, 2x, last at Notre Dame 1/19/25
Career	20, 2x, last at Notre Dame 1/19/25
REBOUNDS	
Season	5, 2x, at Notre Dame 1/19/25
Career	8, 2x, last at Marquette 2/10/24*
ASSISTS	
Season	8 vs Texas Tech 12/11/24
Career	8 vs Texas Tech 12/11/24
STEALS	
Season	4, vs Chicago St. (N) 12/20/24
Career	4, vs Chicago St. (N) 12/20/24
BLOCKS	
Season	2, vs Stanford 1/2/25
Career	2, 2x, last vs Stanford 1/2/25
FG MADE	
Season	9 vs Stanford 1/2/25
Career	9 vs Stanford 1/2/25
FG ATTEMPTS	
Season	15 vs Stanford 1/2/25
Career	15 vs Stanford 1/2/25
3 PT FG MADE	
Season	3, 2x, at Notre Dame 1/19/25
Career	3, 3x, at Notre Dame 1/19/25
3 PT FG ATTEMPTS	
Season	8 at Pitt 1/12/25
Career	8 at Pitt 1/12/25
FT MADE	
Season	3, vs Lamar 11/22/24
Career	4, 6x, last vs Saint Joseph's 3/28/24*
FT ATTEMPTS	
Season	4, vs Lamar 11/22/24
Career	5, at DePaul 1/28/24*
MINUETS	
Season	39, at Mizzou 12/5/24
Career	39, at Mizzou 12/5/24

MISCELLANEOUS STATISTICS

Category	21-22*	22-23*	23-24*	24-25 Car.
Double Figure Scoring	1	0	8	9
Double Figure Rebounding	0	0	0	0
Double-Double	0	0	0	0
20-Point Scoring Games	0	0	0	2
Led SMU in Scoring	N/A	N/A	N/A	1
Led SMU in Rebounding	N/A	N/A	N/A	0
Led SMU in Assist	N/A	N/A	N/A	12
Games With 3+ Assist	0	1	11	16
Games With 3+ Blocks	0	0	0	0
Games With 3+ Steals	0	0	3	3
Games With 3+ 3PT FGM	0	0	1	2

* At Villanova

SMU WOMEN'S BASKETBALL GAME NOTES



2 TK PITTS

6-1 • G • JR
TULSA, OKLA. / UNION HIGH SCHOOL



PITTS STATS MUSTANG BASKETBALL

SEASON & CAREER STATISTICS

2023-24 (Sophomore): Averaged 5.8 points, 4.4 rebounds, and 1.3 steals per game... Scored in double figures four times and grabbed double-digit rebounds four times, including five plus boards in 13 contests... Logged a career-high 22 points and nine rebounds at Wichita State on Feb. 28.

2022-23 (Freshman): Played in 24 games, averaging 12.8 minutes per game.... Averaged 2.5 points and two rebounds per game... Earned career-highs in points (11), assists (3), steals (3) and rebounds (6) against Alabama State (11/07).

High School: TK Pitts, a 6-1 guard from Lubbock, Texas, played at Union High School in Tulsa, Okla. She was named the Frontier Valley Conference Defensive Player of the Year, earned all-conference honors, was an Academic All-Conference selection and was voted the school's homecoming queen in 2021. Pitts is ranked No. 80 overall by All Star Girls Report and No. 123 by Girls Basketball Report. Girls Basketball Report also has her ranked No. 32 at the shooting guard position.

GAME BY GAME SEASON STATS

Date	Opp	GS	Min	FG/A	%	3FG/A	%	FT/A	%	ORB	DRB	TOT	AVG	PF	AST	T/O	BLK	STL	PTS	AVG
11/04/24	N.C. A&T	*	8	1-2	.500	0-0	.000	1-1	1.000	0	1	1	1.0	5	0	0	0	2	3	3.0
11/09/24	Old Dominion		20	2-9	.222	0-0	.000	0-2	.000	5	3	8	4.5	4	0	1	0	2	4	3.5
11/12/24	Western Mich.	*	25	4-6	.667	0-0	.000	0-0	.000	1	3	4	4.3	2	5	2	0	6	8	5.0
11/16/24	at Arizona St.	*	17	0-3	.000	0-1	.000	0-0	.000	2	2	4	4.3	3	1	1	1	1	0	3.8
11/17/24	vs Minnesota	*	28	0-1	.000	0-0	.000	0-0	.000	2	7	9	5.2	4	1	3	1	0	0	3.0
11/22/24	Lamar	*	32	2-2	1.000	0-0	.000	1-1	1.000	1	3	4	5.0	5	3	3	0	5	5	3.3
11/25/24	Ark.-Pine Bluff	*	22	5-7	.714	0-0	.000	0-0	.000	2	3	5	5.0	2	1	0	1	4	10	4.3
11/29/24	UT Arlington	*	29	2-7	.286	0-0	.000	0-0	.000	2	2	4	4.9	3	3	2	4	0	4	4.3
12/05/24	at Missouri	*	30	1-2	.500	1-2	.500	0-0	.000	0	5	5	4.9	3	2	0	2	1	3	4.1
12/08/24	at Florida St.	*	25	3-4	.750	0-0	.000	0-0	.000	0	5	5	4.9	4	0	1	0	2	6	4.3
12/11/24	Texas Tech	*	29	3-4	.750	0-0	.000	1-2	.500	5	6	11	5.5	3	1	4	2	0	7	4.5
12/19/24	at North Texas	*	18	4-7	.571	1-1	1.000	4-4	1.000	1	4	5	5.4	5	0	1	0	1	13	5.3
12/20/24	vs Chicago St.	*	25	1-4	.250	0-1	.000	1-2	.500	3	4	7	5.5	2	2	2	1	2	3	5.1
01/02/25	Stanford	*	20	4-6	.667	0-0	.000	1-2	.500	2	1	3	5.4	4	1	1	0	2	9	5.4
01/05/25	California	*	11	1-3	.333	0-0	.000	0-0	.000	1	1	2	5.1	5	2	0	0	1	2	5.1
01/09/25	at Syracuse	*	40	2-8	.250	0-1	.000	3-6	.500	5	2	7	5.3	4	5	2	0	3	7	5.3
01/12/25	at Pittsburgh	*	31	0-3	.000	0-0	.000	4-8	.500	0	5	5	5.2	3	0	0	0	4	4	5.2
01/16/25	North Carolina	*	25	2-5	.400	0-0	.000	0-1	.000	3	2	5	5.2	3	0	0	0	5	4	5.1
01/19/25	at Notre Dame	*	19	1-4	.250	0-1	.000	0-0	.000	0	1	1	5.0	3	0	1	0	1	2	4.9
01/23/25	Duke	*	26	1-5	.200	0-1	.000	1-2	.500	1	3	4	5.0	3	1	1	0	3	3	4.9
01/26/25	at Miami (FL)	*	31	6-8	.750	0-1	.000	2-3	.667	3	3	6	5.0	4	3	3	0	3	14	5.3
01/30/25	Louisville	*	32	1-3	.333	0-1	.000	3-4	.750	1	6	7	5.1	1	2	3	0	1	5	5.3
02/02/25	at Virginia Tech	*	32	5-8	.625	0-2	.000	4-7	.571	2	1	3	5.0	5	0	1	0	4	14	5.7
Total			575	51-111	.459	2-12	.167	26-45	.578	42	73	115	5.0	80	33	32	12	53	130	5.7

CAREER STATS

Yr	GP-GS	MIN/AVG	FG-FGA	FG%	3FG-3FGA	3FG%	FT-FTA	FT%	OFF	DEF	TOT	AVG	PF-FO	A	TO	BLK	STL	PTS	AVG
22-23	24-0	308/12.8	20-59	.339	1-14	.071	20-33	.606	19	29	48	2.0	29-0	15	20	2	18	61	2.5
23-24	30-5	579/19.3	62-121	.512	4-12	.333	45-68	.662	45	87	132	4.4	72-2	24	34	11	40	173	5.8
24-25	23-22	573/24.9	51-111	.459	2-12	.167	26-45	.578	42	73	115	5.0	80-5	33	32	12	53	130	5.7
TOTAL	77-27	1460/19.0	133-291	.457	7-38	.184	91-146	.623	106	189	295	3.8	181-7	72	86	25	111	364	4.7

POINTS	
Season	14, 2x, last at Va Tech 2/2/25
Career	22, at Wichita St. 2/28/24

REBOUNDS	
Season	11, vs Texas Tech 12/11/24
Career	11, vs Texas Tech 12/11/24

ASSISTS	
Season	5, 2x, at Syracuse 1/9/25
Career	5, 2x, at Syracuse 1/9/25

STEALS	
Season	6, vs Western Michigan 11/12/24
Career	6, vs Western Michigan 11/12/24

BLOCKS	
Season	4, vs UT Arlington 11/29/24
Career	4, vs UT Arlington 11/29/24

FG MADE	
Season	5, vs UAPB 11/25/24
Career	9, at Wichita St. 2/28/24

FG ATTEMPTS	
Season	9, vs Old Dominion 11/9/24
Career	11, 2x, last at Wichita St. 2/28/24

3 PT FG MADE	
Season	1, at Mizzou 12/5/24
Career	1, 6x, last at Mizzou 12/5/24

3 PT FG ATTEMPTS	
Season	2, 2x, last at Va Tech 2/2/25
Career	2, 7x, last at Va Tech 2/2/25

FT MADE	
Season	4, 3x, last at Va Tech 2/2/25
Career	8, vs East Carolina 2/24/24

FT ATTEMPTS	
Season	8, at Pitt 1/12/25
Career	8, 2x, last at Pitt 1/12/25

MINUETS	
Season	40, at Syracuse 1/9/25
Career	40, at Syracuse 1/9/25

MISCELLANEOUS STATISTICS

Category	22-23	23-24	24-25	Car.
Double Figure Scoring	1	5	4	10
Double Figure Rebounding	0	4	1	5
Double-Double	0	0	0	0
20-Point Scoring Games	0	0	0	0
Led SMU in Scoring	0	0	1	1
Led SMU in Rebounding	0	4	1	5
Led SMU in Assist	0	0	3	3
Games With 3+ Assist	2	2	5	9
Games With 3+ Blocks	0	0	1	1
Games With 3+ Steals	2	4	9	15
Games With 3+ 3PT FGM	0	0	0	0

SMU WOMEN'S BASKETBALL GAME NOTES



3 NYA ROBERTSON

5-7 • G • JR
FORT WORTH, TEXAS / BOSWELL HIGH SCHOOL / GEORGE WASHINGTON



ROBERTSON STATS MUSTANG BASKETBALL

SEASON & CAREER STATISTICS

POINTS	
Season	29, 2x, last vs UT Arlington 11/29/24
Career	31, at St. Bonaventure 1/14/24 *
REBOUNDS	
Season	6, 3x last vs at Pitt 1/12/25
Career	9, at Towson 12/6/23 *
ASSISTS	
Season	6, at Florida State 12/8/24
Career	6, at Florida State 12/8/24
STEALS	
Season	3, 5x, last vs Louisville 1/30/25
Career	3, 6x, last at Notre Dame 1/19/25
BLOCKS	
Season	2, vs UT Arlington 11/29/24
Career	2, 3x, last vs UT Arlington 11/29/24
FG MADE	
Season	12, at Syracuse 1/9/25
Career	12, 2x, at Syracuse 1/9/25
FG ATTEMPTS	
Season	26, vs UT Arlington 11/29/24
Career	26, vs UT Arlington 11/29/24
3 PT FG MADE	
Season	5, vs Old Dominion 11/9/24
Career	8, vs Howard, 11/6/23 *
3 PT FG ATTEMPTS	
Season	12, at Pitt 1/12/25
Career	18, vs Howard, 11/6/23 *
FT MADE	
Season	13, vs Louisville 1/30/25
Career	13, vs Louisville 1/30/25
FT ATTEMPTS	
Season	12, at Pitt 1/12/25
Career	12, 2x, last at Pitt 1/12/25
MINUETS	
Season	42, at Syracuse 1/9/25
Career	42, at Syracuse 1/9/25

GAME BY GAME SEASON STATS

Date	Opp	GS	Min	FG/A	%	3FG/A	%	FT/A	%	ORB	DRB	TOT	AVG	PF	AST	T/O	BLK	STL	PTS	AVG
11/04/24	N.C. A&T	*	31	7-18	.389	2-9	.222	5-6	.833	2	0	2	2.0	3	1	1	0	1	21	21.0
11/09/24	Old Dominion	*	34	9-19	.474	5-11	.455	6-8	.750	0	1	1	1.5	2	2	3	0	0	29	25.0
11/12/24	Western Mich.	*	32	5-19	.263	3-11	.273	3-3	1.000	1	1	2	1.7	2	1	2	0	3	16	22.0
11/16/24	at Arizona St.	*	30	7-15	.467	4-8	.500	7-7	1.000	2	2	4	2.3	5	1	4	0	2	25	22.8
11/17/24	vs Minnesota	*	39	10-24	.417	4-9	.444	4-6	.667	1	3	4	2.6	2	0	3	1	0	28	23.8
11/22/24	Lamar	*	37	7-22	.318	2-8	.250	3-6	.500	2	2	4	2.8	4	1	4	1	1	19	23.0
11/25/24	Ark.-Pine Bluff	*	32	4-14	.286	2-8	.250	2-2	1.000	2	3	5	3.1	1	0	6	0	0	12	21.4
11/29/24	UT Arlington		36	10-26	.385	3-8	.375	6-6	1.000	1	3	4	3.3	2	3	2	2	3	29	22.4
12/05/24	at Missouri	*	36	4-18	.222	0-5	.000	4-4	1.000	0	2	2	3.1	3	3	1	0	1	12	21.2
12/08/24	at Florida St.	*	33	7-23	.304	1-5	.200	4-4	1.000	2	4	6	3.4	3	6	3	0	1	19	21.0
12/11/24	Texas Tech	*	28	4-11	.364	1-2	.500	5-5	1.000	1	0	1	3.2	5	1	5	0	0	14	20.4
12/19/24	at North Texas	*	32	6-18	.333	2-7	.286	7-10	.700	0	0	0	2.9	3	3	2	0	0	21	20.4
12/20/24	vs Chicago St.	*	27	5-14	.357	3-10	.300	3-4	.750	1	5	6	3.2	0	1	6	0	3	16	20.1
01/02/25	Stanford	*	39	8-24	.333	4-9	.444	1-2	.500	1	1	2	3.1	2	1	0	0	2	21	20.1
01/05/25	California	*	31	8-20	.400	3-10	.300	3-3	1.000	0	0	0	2.9	3	0	4	0	1	22	20.3
01/09/25	at Syracuse	*	42	12-25	.480	2-6	.333	2-3	.667	2	1	3	2.9	3	1	3	0	0	28	20.8
01/12/25	at Pittsburgh	*	38	5-20	.250	4-12	.333	9-12	.750	3	3	6	3.1	4	2	5	1	0	23	20.9
01/16/25	North Carolina	*	37	1-19	.053	0-7	.000	3-4	.750	0	3	3	3.1	4	3	6	1	1	5	20.0
01/19/25	at Notre Dame	*	39	4-15	.267	1-5	.200	7-11	.636	1	0	1	2.9	4	2	6	0	3	16	19.8
01/23/25	Duke	*	31	2-8	.250	1-3	.333	5-6	.833	1	1	2	2.9	0	0	4	0	0	10	19.3
01/26/25	at Miami (FL)	*	35	5-20	.250	1-10	.100	1-4	.250	0	1	1	2.8	3	3	1	0	1	12	19.0
01/30/25	Louisville	*	39	8-16	.500	3-6	.500	13-13	1.000	1	3	4	2.9	2	3	9	0	3	32	19.5
02/02/25	at Virginia Tech	*	38	8-25	.320	4-7	.571	2-2	1.000	1	2	3	2.9	4	2	3	0	1	22	19.7
Total			796	146-433	.337	55-176	.313	105-131	.802	25	41	66	2.9	64	40	83	6	27	452	19.7

CAREER STATS

Yr	GP-GS	MIN/AVG	FG-FGA	FG%	3FG-3FGA	3FG%	FT-FTA	FT%	OFF	DEF	TOT	AVG	PF-FO	A	TO	BLK	STL	PTS	AVG
22-23*	28-1	679/24.3	133-370	.359	68-199	.342	69-93	.742	17	47	64	2.3	46-0	55	67	5	18	403	14.4
23-24*	28-23	862/30.8	149-403	.370	70-205	.341	85-112	.759	13	65	78	2.8	55-1	40	95	7	15	453	16.2
24-25	23-21	795/34.6	146-433	.337	55-176	.313	105-131	.802	25	41	66	2.9	64-2	40	83	6	27	452	19.7
SMU To	23-21	795/34.6	146-433	.337	55-176	.313	105-131	.802	25	41	66	2.9	64-2	40	83	6	27	452	19.7
Total	79-45	2336/29.6	428-1206	.355	193-580	.333	259-336	.771	55	153	208	2.6	165-3	135	245	18	60	1308	16.6

MISCELLANEOUS STATISTICS

Category	22-23*	23-24*	24-25	Car.
Double Figure Scoring	21	21	22	64
Double Figure Rebounding	0	0	0	0
Double-Double	0	0	0	0
20-Point Scoring Games	7	12	12	31
30-Point Scoring Game	0	2	1	3
Led SMU in Scoring	N/A	N/A	17	17
Led SMU in Rebounding	N/A	N/A	0	0
Led SMU in Assist	N/A	N/A	2	2
Games With 3+ Assist	9	9	6	24
Games With 3+ Blocks	0	0	0	0
Games With 3+ Steals	2	0	5	7
Games With 3+ 3PT FGM	11	13	11	35

* At George Washington

SMU WOMEN'S BASKETBALL GAME NOTES



4 KAYSIA WOODS

6-0 • F • SR
LINCOLN, NEBRASKA / LINCOLN HIGH SCHOOL / XAVIER



WOODS STATS MUSTANG BASKETBALL

SEASON & CAREER STATISTICS

POINTS	
Season	14 at Va Tech 2/2/25
Career	17, at James Madison 11/11/23 *
REBOUNDS	
Season	7, 2x, at Pitt 1/12/25
Career	10, 2x, last at Providence 1/11/23 *
ASSISTS	
Season	1, 8x, last at Va Tech 2/2/25
Career	5, at SIUE 11/27/22 *
STEALS	
Season	2, at Va Tech 2/2/25
Career	3, vs Cincinnati 12/09/22 *
BLOCKS	
Season	3, vs North Carolina 1/16/25
Career	3, 2x, last vs North Carolina 1/16/25
FG MADE	
Season	5, 2x, last at Va Tech 2/2/25
Career	6, 2x, last at Temple 12/01/23 *
FG ATTEMPTS	
Season	10 at Miami 1/26/25
Career	14, 2x, last at Cincinnati 12/10/23 *
3 PT FG MADE	
Season	4, at Va Tech 2/2/25
Career	5, vs James Madison 11/11/23 *
3 PT FG ATTEMPTS	
Season	8, at Miami 1/26/25
Career	13, vs James Madison 11/11/23 *
FT MADE	
Season	2 vs UT Arlington 11/29/24
Career	2, 5x, last vs UT Arlington 11/29/24
FT ATTEMPTS	
Season	2, 2x, last vs UT Arlington 11/29/24
Career	2, 10x, last vs UT Arlington 11/29/24
MINUETS	
Season	22, vs California 1/5/25
Career	40, vs James Madison 11/11/23 *

GAME BY GAME SEASON STATS

Date	Opp	GS	Min	FG/A	%	3FG/A	%	FT/A	%	ORB	DRB	TOT	AVG	PF	AST	T/O	BLK	STL	PTS	AVG
11/04/24	N.C. A&T	11	1-3	.333	0-1	.000	0-0	.000	2	3	5	5.0	0	1	0	0	0	2	2.0	
11/09/24	Old Dominion	4	0-2	.000	0-1	.000	0-0	.000	0	0	0	2.5	1	0	0	0	0	0	0	1.0
11/12/24	Western Mich.	12	0-2	.000	0-1	.000	0-0	.000	1	2	3	2.7	1	1	1	0	0	0	0	0.7
11/16/24	at Arizona St.	6	2-3	.667	0-1	.000	0-0	.000	1	0	1	2.3	0	0	0	0	0	4	1.5	
11/17/24	vs Minnesota	11	0-1	.000	0-1	.000	1-2	.500	1	0	1	2.0	1	0	0	0	0	1	1.4	
11/22/24	Lamar	4	0-0	.000	0-0	.000	0-0	.000	0	0	0	1.7	0	0	0	0	0	0	1.2	
11/25/24	Ark.-Pine Bluff	6	2-2	1.000	0-0	.000	0-0	.000	1	0	1	1.6	3	0	1	0	0	4	1.6	
11/29/24	UT Arlington	6	0-1	.000	0-1	.000	2-2	1.000	1	0	1	1.5	0	0	0	0	0	2	1.6	
12/05/24	at Missouri	1	0-0	.000	0-0	.000	0-0	.000	0	0	0	1.3	0	0	1	0	0	0	1.4	
12/08/24	at Florida St.	16	1-3	.333	1-2	.500	0-0	.000	0	2	2	1.4	3	0	0	0	0	3	1.6	
12/11/24	Texas Tech	12	1-2	.500	0-1	.000	0-0	.000	1	1	2	1.5	0	0	0	1	0	2	1.6	
12/19/24	at North Texas	3	0-0	.000	0-0	.000	0-0	.000	0	0	0	1.3	0	0	0	0	0	0	1.5	
12/20/24	vs Chicago St.	17	2-9	.222	0-5	.000	0-0	.000	1	1	2	1.4	0	0	0	0	0	4	1.7	
01/02/25	Stanford	14	1-2	.500	0-1	.000	0-0	.000	2	2	4	1.6	1	1	0	0	1	2	1.7	
01/05/25	California	22	1-3	.333	1-3	.333	0-0	.000	0	2	2	1.6	0	0	0	1	0	3	1.8	
01/09/25	at Syracuse *	33	5-7	.714	2-4	.500	0-0	.000	3	4	7	1.9	3	1	1	0	1	12	2.4	
01/12/25	at Pittsburgh *	28	3-8	.375	3-6	.500	0-0	.000	2	5	7	2.2	4	1	1	1	0	9	2.8	
01/16/25	North Carolina *	27	4-9	.444	3-5	.600	1-2	.500	3	3	6	2.4	2	0	4	3	0	12	3.3	
01/19/25	at Notre Dame *	16	0-3	.000	0-2	.000	0-0	.000	1	2	3	2.5	1	0	1	0	0	0	3.2	
01/23/25	Duke *	24	3-5	.600	1-3	.333	0-0	.000	0	2	2	2.5	2	1	3	0	0	7	3.4	
01/26/25	at Miami (FL) *	26	3-10	.300	2-8	.250	1-1	1.000	2	2	4	2.5	1	0	1	1	0	9	3.6	
01/30/25	Louisville *	19	2-5	.400	2-4	.500	0-0	.000	0	1	1	2.5	2	1	0	0	0	6	3.7	
02/02/25	at Virginia Tech *	30	5-8	.625	4-7	.571	0-0	.000	1	2	3	2.5	4	1	1	0	2	14	4.2	
Total		348	36-88	.409	19-57	.333	5-7	.714	23	34	57	2.5	29	8	15	7	4	96	4.2	

CAREER STATS

Yr	GP-GS	MIN/AVG	FG-FGA	FG%	3FG-3FGA	3FG%	FT-FTA	FT%	OFF	DEF	TOT	AVG	PF-FO	A	TO	BLK	STL	PTS	AVG
21-22*	24-0	339/14.1	27-92	.293	13-54	.241	3-5	.600	7	29	36	1.5	18-0	9	11	3	10	70	2.9
22-23*	30-7	643/21.4	66-174	.379	35-100	.350	7-10	.700	25	83	108	3.6	50-0	28	41	10	23	174	5.8
23-24*	15-13	353/23.5	41-116	.353	28-91	.308	2-2	1.000	4	17	21	1.4	16-1	15	14	3	7	112	7.5
24-25	23-8	349/15.2	36-88	.409	19-57	.333	5-7	.714	23	34	57	2.5	29-0	8	15	7	4	96	4.2
SMU To	23-8	349/15.2	36-88	.409	19-57	.333	5-7	.714	23	34	57	2.5	29-0	8	15	7	4	96	4.2
Total	92-28	1683/18.3	170-470	.362	95-302	.315	17-24	.708	59	163	222	2.4	113-1	60	81	23	44	452	4.9

MISCELLANEOUS STATISTICS

Category	21-22*	22-23*	23-24*	24-25	Car.
Double Figure Scoring	2	6	3	3	14
Double Figure Rebounding	0	2	0	0	2
Double-Double	0	1	0	0	1
20-Point Scoring Games	0	0	0	0	0
Led SMU in Scoring	N/A	N/A	N/A	1	1
Led SMU in Rebounding	N/A	N/A	N/A	0	0
Led SMU in Assist	N/A	N/A	N/A	0	0
Games With 3+ Assist	1	2	2	0	5
Games With 3+ Blocks	0	1	0	1	2
Games With 3+ Steals	0	1	0	0	1
Games With 3+ 3PT FGM	1	4	5	3	13

* At Xavier

SMU WOMEN'S BASKETBALL GAME NOTES



5 ELLA BROW

5-8 • G • JR.
PALM BEACH, AUSTRALIA / PALM BEACH CURRUMBIN HIGH SCHOOL

2023-24 (Sophomore): Missed the 2023-24 season due to injury.

2022-23 (Freshman): Played in 25 games totaling 10 starts... Averaged 4.6 points, and 2.7 assists per game (14th AAC) in 22.4 minutes... Totaled 21 steals... Shot 35.2% from the field... Earned career-highs in points (14), assists (eight) and rebounds (six) against East Carolina (1/14)... Was named to the 2022-23 AAC All-Freshman team.

High School: A guard, played at Palm Beach Currumbin High School in Palm Beach, Queensland, Australia... She also plays for Southern District Lady Spartans in the NBL1, the top level in Australia, and formerly of the Queensland Basketball League.

GAME BY GAME SEASON STATS

Date	Opp	GS	Min	FGM/A	%	3FG/A	%	FTM/A	%	ORB	DRB	TOT	AVG	PF	AST	T/O	BLK	STL	PTS	AVG
11/04/24	N.C. A&T	25	2-6	.333	0-2	.000	1-2	.500	0	1	1	1.0	2	3	2	0	0	5	5.0	
11/09/24	Old Dominion	34	4-8	.500	0-1	.000	0-0	.000	1	0	1	1.0	4	5	5	0	0	8	6.5	
11/12/24	Western Mich.	27	5-10	.500	1-3	.333	2-4	.500	1	0	1	1.0	2	2	2	0	0	13	8.7	
11/16/24	at Arizona St.	30	0-6	.000	0-1	.000	3-4	.750	0	2	2	1.3	3	4	2	1	0	3	7.3	
11/17/24	vs Minnesota	30	1-6	.167	0-4	.000	1-1	1.000	1	4	5	2.0	4	2	5	0	1	3	6.4	
11/22/24	Lamar	24	1-6	.167	0-2	.000	4-4	1.000	0	5	5	2.5	2	2	3	0	0	6	6.3	
11/25/24	Ark.-Pine Bluff	23	4-8	.500	4-7	.571	2-2	1.000	0	4	4	2.7	2	5	3	0	0	14	7.4	
11/29/24	UT Arlington *	28	3-8	.375	2-5	.400	0-0	.000	1	0	1	2.5	0	6	3	0	0	8	7.5	
01/02/25	Stanford	16	1-5	.200	1-3	.333	0-0	.000	1	0	1	2.3	3	1	3	0	0	3	7.0	
01/05/25	California	27	4-9	.444	1-2	.500	1-2	.500	0	2	2	2.3	0	2	1	0	1	10	7.3	
01/09/25	at Syracuse	7	0-4	.000	0-1	.000	1-2	.500	2	0	2	2.3	2	0	0	0	1	1	6.7	
01/16/25	North Carolina	18	0-7	.000	0-2	.000	0-0	.000	1	1	2	2.3	1	2	3	0	0	0	6.2	
01/19/25	at Notre Dame	13	1-5	.200	1-2	.500	0-0	.000	1	0	1	2.2	0	0	3	0	1	3	5.9	
01/23/25	Duke *	25	2-5	.400	1-3	.333	3-3	1.000	0	2	2	2.1	4	4	3	0	0	8	6.1	
Total		327	28-93	.301	11-38	.289	18-24	.750	9	21	30	2.1	29	38	38	1	4	85	6.1	

CAREER STATS

Yr	GP-GS	MIN/AVG	FG-FGA	FG%	3FG-3FGA	3FG%	FT-FTA	FT%	OFF	DEF	TOT	AVG	PF-FO	A	TO	BLK	STL	PTS	AVG
22-23	25-10	563/22.5	44-125	.352	10-42	.238	17-28	.607	8	53	61	2.4	35-0	68	64	4	21	115	4.6
23-24	1-0	24/24.1	3-5	.600	2-3	.667	2-2	1.000	1	4	5	5.0	0-0	1	1	0	0	10	10.0
24-25	14-2	325/23.2	28-93	.301	11-38	.289	18-24	.750	9	21	30	2.1	29-0	38	38	1	4	85	6.1
TOTAL	40-12	912/22.8	75-223	.336	23-83	.277	37-54	.685	18	78	96	2.4	64-0	107	103	5	25	210	5.3



BROW STATS MUSTANG BASKETBALL

SEASON & CAREER STATISTICS

POINTS	
Season	14, vs UAPB 11/25/24
Career	14, 2x, last vs UAPB 11/25/24

REBOUNDS	
Season	5, 2x, last vs UAPB 11/25/24
Career	6, 2x, last vs East Carolina 1/14/23

ASSISTS	
Season	6, vs UT Arlington 11/29/24
Career	8, vs East Carolina 1/14/23

STEALS	
Season	1, 4x last at Notre Dame 1/19/25
Career	2, 5x, last vs Tulsa 2/7/23

BLOCKS	
Season	1, at Arizona State 11/16/24
Career	1, 5x, last at Arizona State 11/16/24

FG MADE	
Season	5, vs Western Michigan 11/12/24
Career	5, 3x, last vs Western Michigan 11/12/24

FG ATTEMPTS	
Season	10, vs Western Michigan 11/12/24
Career	10, vs Western Michigan 11/12/24

3 PT FG MADE	
Season	4, vs UAPB 11/25/24
Career	4, vs UAPB 11/25/24

3 PT FG ATTEMPTS	
Season	7, vs UAPB 11/25/24
Career	7, vs UAPB 11/25/24


FT MADE	
Season	4, vs Lamar 11/22/24
Career	4, 2x, last vs Lamar 11/22/24

FT ATTEMPTS	
Season	4, 3x, last vs Lamar 11/22/24
Career	4, 6x, last vs Lamar 11/22/24

MINUETS	
Season	34, vs Old Dominion 11/9/24
Career	36, vs Incarnate Word, 12/21/22

MISCELLANEOUS STATISTICS

Category	22-23	23-24	24-25	Car.
Double Figure Scoring	2	0	3	5
Double Figure Rebounding	0	0	0	0
Double-Double	0	0	0	0
20-Point Scoring Games	0	0	0	0
Led SMU in Scoring	0	0	1	1
Led SMU in Rebounding	0	0	0	0
Led SMU in Assist	4	0	6	10
Games With 3+ Assist	12	0	5	17
Games With 3+ Blocks	0	0	0	0
Games With 3+ Steals	0	0	0	0
Games With 3+ 3PT FGM	1	0	1	2



12 KAYANNA COX

5-10 • G • FR
TENAHA, TEXAS / TENAHA HIGH SCHOOL

Prep: A four-year letterwinner from Tenaha, Texas, is finishing her decorated high school career for coach Laura Holmes at Tenaha High School... Over her four seasons in high school, Cox has been tabbed as a TABC All-State Selection and a three-time TABC All-Region selection... A three-time All-District honoree, Cox has collected District Offensive Most Valuable and Overall MVP accolades throughout her career... Was the District Newcomer of the Year... A multi-sport athlete... Played volleyball for two years, was named the Blocker of the Year, along with earning a First-Team All-District nod.... Qualified and medaled in several events at the Texas State Meet as a member of the track team.

GAME BY GAME SEASON STATS

Date	Opp	GS	Min	FGM/A	%	3FG/A	%	FTM/A	%	ORB	DRB	TOT	AVG	PF	AST	T/O	BLK	STL	PTS	AVG
12/19/24	at North Texas	1	0-0	.000	0-0	.000	0-0	.000	0	0	0	0.0	0	0	0	0	0	1	0	0.0
12/20/24	vs Chicago St.	12	2-5	.400	1-3	.333	1-2	.500	1	3	4	2.0	1	0	0	0	0	1	6	3.0
01/02/25	Stanford	0	0-0	.000	0-0	.000	0-0	.000	0	0	0	1.3	0	0	0	0	0	0	0	2.0
01/05/25	California	3	0-0	.000	0-0	.000	0-0	.000	0	0	0	1.0	2	1	0	0	0	0	0	1.5
01/12/25	at Pittsburgh	7	0-1	.000	0-1	.000	0-0	.000	0	1	1	1.0	0	0	1	0	0	0	0	1.2
01/16/25	North Carolina	1	0-0	.000	0-0	.000	0-0	.000	0	0	0	0.8	0	0	0	0	0	0	0	1.0
01/23/25	Duke	2	0-0	.000	0-0	.000	0-0	.000	1	0	1	0.9	0	1	0	0	0	0	0	0.9
02/02/25	at Virginia Tech	3	0-0	.000	0-0	.000	0-0	.000	0	0	0	0.8	0	1	0	0	1	0	0.8	
Total		29	2-6	.333	1-4	.250	1-2	.500	2	4	6	0.8	3	3	1	0	3	6	0.8	

CAREER STATS

Yr	GP-GS	MIN/AVG	FG-FGA	FG%	3FG-3FGA	3FG%	FT-FTA	FT%	OFF	DEF	TOT	AVG	PF-FO	A	TO	BLK	STL	PTS	AVG
24-25	8-0	31/3.8	2-6	.333	1-4	.250	1-2	.500	2	4	6	0.8	3-0	3	1	0	3	6	0.8
TOTAL	8-0	31/3.8	2-6	.333	1-4	.250	1-2	.500	2	4	6	0.8	3-0	3	1	0	3	6	0.8



COX STATS MUSTANG BASKETBALL

SEASON & CAREER STATISTICS

POINTS	
Season	6, vs Chicago St. (N) 12/20/24
Career	6, vs Chicago St. (N) 12/20/24

REBOUNDS	
Season	4, vs Chicago St. (N) 12/20/24
Career	4, vs Chicago St. (N) 12/20/24

ASSISTS	
Season	1 2x, last at Va Tech 2/2/25
Career	1 2x, last at Va Tech 2/2/25

STEALS	
Season	1 3x, last at Va Tech 2/2/25
Career	1 3x, last at Va Tech 2/2/25

BLOCKS	
Season	--
Career	--

FG MADE	
Season	2, vs Chicago St. (N) 12/20/24
Career	2, vs Chicago St. (N) 12/20/24

FG ATTEMPTS	
Season	5, vs Chicago St. (N) 12/20/24
Career	5, vs Chicago St. (N) 12/20/24

3 PT FG MADE	
Season	1, vs Chicago St. (N) 12/20/24
Career	1, vs Chicago St. (N) 12/20/24

3 PT FG ATTEMPTS	
Season	3, vs Chicago St. (N) 12/20/24
Career	3, vs Chicago St. (N) 12/20/24

FT MADE	
Season	1, vs Chicago St. (N) 12/20/24
Career	1, vs Chicago St. (N) 12/20/24

FT ATTEMPTS	
Season	2, vs Chicago St. (N) 12/20/24
Career	2, vs Chicago St. (N) 12/20/24

MINUETS	
Season	12, vs Chicago St. (N) 12/20/24
Career	12, vs Chicago St. (N) 12/20/24

MISCELLANEOUS STATISTICS

Category	24-25	Car.
Double Figure Scoring	0	0
Double Figure Rebounding	0	0
Double-Double	0	0
20-Point Scoring Games	0	0
Led SMU in Scoring	0	0
Led SMU in Rebounding	0	0
Led SMU in Assist	0	0
Games With 3+ Assists	0	0
Games With 3+ Blocks	0	0
Games With 3+ Steals	0	0
Games With 3+ 3PT FGM	0	0

SMU WOMEN'S BASKETBALL GAME NOTES



13 SANDRA MAGOLICO

6-2 • F • SR.

MAPUTO, MOZAMBIQUE, / ESCOLA SECUNDARIA DA POLANA

2023-24 (Junior at Arizona State): Appeared in 25 games (3 starts)... Averaged 1.2 points, 1.7 boards, and shot 31% from the floor... played 9.8 minutes per game... Scored 8 points, led ASU with 7 boards and tied for team lead with 3 steals against USF (11/24/23).

At New Mexico JC: Prior to playing at ASU, spent two years at New Mexico JC.. started 28 of 30 games in 2022-23 in leading New Mexico JC to a 26-6 record and a Round of 16 finish in the NJCAA Women's Basketball Championship... Averaged 8.2 points per game and 5.9 rebounds per game while logging and average of 25.5 minutes per game... Scored in double figures 10 times, including a game-high 18 points and a career-high 14 rebounds in win over Dodge City CC in opening-round win of the NJCAA Women's Division I Basketball Championships... As a freshman, played in 30 games (five starts) and averaged 16.8 minutes per game while connecting on 50 percent (67-134) of her FG attempts.

Prep: In 2019, competed for the Mozambique national team and played in nine games and averaged 11.0 minutes per game.

GAME BY GAME SEASON STATS

Date	Opp	GS	Min	FG/A	%	3FG/A	%	FT/A	%	ORB	DRB	TOT	AVG	PF	AST	T/O	BLK	STL	PTS	AVG
11/04/24	N.C. A&T	4	0-0	.000	0-0	.000	0-0	.000	0-0	0	0	0	0.0	1	0	0	0	0	0	0.0
11/09/24	Old Dominion	2	0-1	.000	0-0	.000	0-0	.000	0-0	0	0	0	0.0	0	0	0	0	0	0	0.0
11/12/24	Western Mich.	15	0-1	.000	0-0	.000	0-2	.000	2	1	3	1.0	0	0	0	1	3	0	0	0.0
11/16/24	at Arizona St.	1	0-0	.000	0-0	.000	0-0	.000	0	0	0	0.8	0	0	0	0	0	0	0	0.0
11/17/24	vs Minnesota	5	0-0	.000	0-0	.000	0-0	.000	1	0	1	0.8	2	0	2	0	1	0	0	0.0
11/22/24	Lamar	5	0-0	.000	0-0	.000	1-2	.500	1	0	1	0.8	0	0	0	0	0	0	1	0.2
11/25/24	Ark.-Pine Bluff	7	3-5	.600	0-0	.000	0-0	.000	4	2	6	1.6	1	0	1	0	1	6	1.0	
11/29/24	UT Arlington	5	0-1	.000	0-0	.000	0-0	.000	1	2	3	1.8	0	0	1	0	0	0	0	0.9
12/05/24	at Missouri	5	0-0	.000	0-0	.000	0-0	.000	0	0	0	1.6	0	0	0	0	0	0	0	0.8
12/11/24	Texas Tech	2	0-0	.000	0-0	.000	0-0	.000	0	0	0	1.4	1	1	0	0	1	0	0	0.7
12/19/24	at North Texas	4	0-1	.000	0-0	.000	0-2	.000	1	1	2	1.5	2	0	0	0	0	0	0	0.6
12/20/24	vs Chicago St.	10	1-3	.333	0-0	.000	1-2	.500	2	2	4	1.7	1	0	1	0	0	3	0.8	
01/09/25	at Syracuse	22	4-6	.667	0-0	.000	1-1	1.000	3	5	8	2.2	2	0	4	1	0	9	1.5	
01/16/25	North Carolina	11	1-3	.333	0-0	.000	0-0	.000	0	3	3	2.1	3	0	0	1	0	2	1.4	
01/19/25	at Notre Dame	19	4-5	.800	0-0	.000	0-0	.000	1	2	3	2.1	0	0	0	0	1	8	1.8	
01/23/25	Duke	17	3-4	.750	0-0	.000	1-3	.333	0	3	3	2.2	1	0	1	4	0	7	2.1	
01/26/25	at Miami (FL)	7	0-1	.000	0-0	.000	1-2	.500	1	0	1	2.1	0	0	0	1	0	1	2.1	
01/30/25	Louisville	4	1-1	1.000	0-0	.000	0-0	.000	0	1	1	2.1	1	0	0	0	0	2	2.1	
02/02/25	at Virginia Tech	11	0-0	.000	0-0	.000	0-0	.000	1	0	1	2.0	0	0	0	0	0	0	2.0	
Total		164	17-33	.515	0-0	.000	5-14	.357	18	22	40	2.0	16	1	11	8	7	39	2.0	

CAREER STATS

Yr	GP-GS	MIN/AVG	FG-FGA	FG%	3FG-3FGA	3FG%	FT-FTA	FT%	OFF	DEF	TOT	AVG	PF-FO	A	TO	BLK	STL	PTS	AVG
23-24*	25-3	245/9.8	13-42	.310	0-1	.000	3-19	.158	14	28	42	1.7	20-0	3	13	1	6	29	1.2
24-25	20-0	165/8.2	17-33	.515	0-0	.000	5-14	.357	18	22	40	2.0	16-0	1	11	8	7	39	2.0
SMU To	20-0	165/8.2	17-33	.515	0-0	.000	5-14	.357	18	22	40	2.0	16-0	1	11	8	7	39	2.0
Total	45-3	409/9.1	30-75	.400	0-1	.000	8-33	.242	32	50	82	1.8	36-0	4	24	9	13	68	1.5



MAGOLICO STATS MUSTANG BASKETBALL

SEASON & CAREER STATISTICS

POINTS	
Season	9, at Syracuse 1/9/25
Career	9, at Syracuse 1/9/25

REBOUNDS	
Season	8, at Syracuse 1/9/25
Career	8, at Syracuse 1/9/25

ASSISTS	
Season	1, vs Texas Tech 12/11/24
Career	1, 4x, last vs Texas Tech 12/11/24

STEALS	
Season	3, vs Western Michigan 11/12/24
Career	3, 2x, last vs Western Michigan 11/12/24

BLOCKS	
Season	4, vs Duke 1/23/25
Career	4, vs Duke 1/23/25

FG MADE	
Season	4, 2x, last at Notre Dame 1/19/25
Career	4, 3x, last at Notre Dame 1/19/25

FG ATTEMPTS	
Season	6, at Syracuse 1/9/25
Career	9, vs USC 3/2/24 *

3PT FG MADE	
Season	--
Career	--

3PT FG ATTEMPTS	
Season	--
Career	1, vs South Florida, 11/24/23 *

FT MADE	
Season	1, 5x, last at Miami 1/26/225
Career	2, vs High Point, 11/25/23 *

FT ATTEMPTS	
Season	3 vs Duke 1/23/25
Career	5, vs South Florida, 11/24/23 *

MINUETS	
Season	22, at Syracuse 1/9/25
Career	30, vs South Florida, 11/24/23 *

MISCELLANEOUS STATISTICS

Category	23-24*	24-25	Car.
Double Figure Scoring	0	0	0
Double Figure Rebounding	0	0	0
Double-Double	0	0	0
20-Point Scoring Games	0	0	0
Led SMU in Scoring	N/A	0	0
Led SMU in Rebounding	N/A	1	1
Led SMU in Assist	N/A	0	0
Games With 3+ Assist	0	0	0
Games With 3+ Blocks	0	1	1
Games With 3+ Steals	1	1	2
Games With 3+ 3PT FGM	0	0	0

* At Arizona State

SMU WOMEN'S BASKETBALL GAME NOTES



17 NICOLE RODRIGUEZ

5-8 • G • GS.

EASTVALE, CALIFORNIA / ROSARY ACADEMY / LOYOLA MARYMOUNT (CA)

2024-25 (Graduate Student): Suffered a season ending injury prior to the start of the season

2023-24 (Senior at LMU): Appeared in 25 games (18 starts)... Averaged 2.3 rebounds, 1 assist and a career high 10.2 points while shooting 37.1% from the field... Went 28 for 33 (84.8%) from the line... Had 10 games scoring in double figures including scoring a career high 26 points against Saint Mary's (3/8/24)... Played a total of 108 games (94 stats) during her four year career at LMU... Tallied 882 points, 102 steals, 186 assist, 263 rebounds, 172 3-pointers and 308 shots made... Averaged 8.2 ppg, 2.4 rpg, and shot 36.1% during her career.

2022-23 (Junior at LMU) Appeared and started in all 30 games... Averaged 30 minutes a game, 8.9 points, 1.6 assist, and 2.2 rebounds... tailed career highs in minutes played (902) total points (266) and total rebounds (67) shot a career best 38.8% from beyond the arc knocking down 59 3's... Had 13 games scoring in double figures.

2021-22 (Sophomore at LMU): Appeared in 27 games (26 starts)... Averaged 8.2 points, 2.4 rebounds, 2.0 assist and a career high 32.4 minutes a game... Shot 37.4% from the floor and 34.2% from beyond the arc... second on team with 53 assists... third on team with 29 steals... totaled for 222 points (Third on team).

2020-21 (Freshman at LMU): Appeared in 26 games (20 starts)... Fourth on the team with 28.8 minutes per game... Averaged 5.3 points per game, and finished third on the team with 2.2 assists per game ... Shot a team-high 93.8 percent from the free throw line... Scored in double-figures in three games,

Prep: Played three sports at Norco High School... Two-year captain as a junior and senior... Named All-League as a sophomore, junior, and senior, and All-State as a senior... Two-time All-CIF selection... Competed for Cal Storm.

GAME BY GAME SEASON STATS (2023-24)

Date	Opp	GS	Min	FG/A	%	3FG/A	%	FT/A	%	ORB	DRB	TOT	AVG	PF	AST	T/O	BLK	STL	PTS	AVG	
11/06/23	UNLV	*	22	4-11	.364	1-3	.333	0-0	.000	1	0	1	1.0	4	0	2	0	0	9	9.0	
11/12/23	at Arizona	*	17	1-7	.143	1-6	.167	0-0	.000	0	2	2	1.5	1	0	2	0	0	3	6.0	
11/16/23	Biola	*	21	4-9	.444	4-9	.444	2-2	1.000	1	2	3	2.0	1	1	0	0	3	14	8.7	
11/19/23	San Jose St.	*	33	2-6	.333	2-6	.333	2-2	1.000	1	3	4	2.5	1	2	3	0	2	8	8.5	
11/25/23	at BYU	*	26	2-9	.222	2-4	.500	2-2	1.000	0	0	0	2.0	0	1	2	0	2	8	8.4	
11/30/23	Denver	*	26	4-9	.444	2-6	.333	3-4	.750	0	1	1	1.8	4	3	0	0	2	13	9.2	
12/03/23	South Dakota	*	25	5-13	.385	2-8	.250	1-1	1.000	0	0	0	1.6	4	0	4	1	0	13	9.7	
12/06/23	at Montana	*	26	3-11	.273	3-7	.429	0-0	.000	1	3	4	1.9	3	1	3	0	0	9	9.6	
12/10/23	Master's	*	27	5-12	.417	3-7	.429	1-1	1.000	0	0	0	1.7	0	2	1	0	1	14	10.1	
12/17/23	at UCSB	*	24	2-9	.222	2-6	.333	0-0	.000	2	1	3	1.8	1	0	4	0	0	6	9.7	
12/21/23	at CSUN	*	27	5-11	.455	1-5	.200	0-0	.000	2	3	5	2.1	0	1	0	0	0	11	9.8	
01/18/24	Gonzaga		15	1-3	.333	0-1	.000	0-0	.000	0	0	0	1.9	1	0	1	0	0	2	9.2	
01/20/24	San Diego		15	2-2	1.000	2-2	1.000	0-0	.000	0	0	0	1.8	0	0	1	0	1	6	8.9	
01/25/24	at San Francisco		14	2-9	.222	1-4	.250	0-0	.000	0	3	3	1.9	0	0	0	0	0	5	8.6	
01/27/24	Pepperdine		18	4-10	.400	3-6	.500	3-4	.750	2	4	6	2.1	1	0	1	0	1	14	9.0	
02/01/24	Santa Clara		22	1-3	.333	1-2	.500	2-2	1.000	0	4	4	2.3	1	1	3	0	1	5	8.8	
02/08/24	at Portland		30	5-13	.385	3-9	.333	0-0	.000	1	0	1	2.2	2	1	2	0	0	13	9.0	
02/10/24	at Gonzaga		28	3-7	.429	1-4	.250	2-2	1.000	0	4	4	2.3	1	2	1	1	1	9	9.0	
02/17/24	at San Diego	*	27	3-11	.273	1-7	.143	2-3	.667	1	1	2	2.3	3	0	1	0	1	9	9.0	
02/22/24	Saint Mary's (CA)	*	25	2-10	.200	2-5	.400	0-0	.000	0	1	1	2.2	3	2	2	0	2	6	8.9	
02/24/24	Pacific	*	31	8-18	.444	5-11	.455	1-2	.500	1	5	6	2.4	2	1	2	0	1	22	9.5	
02/29/24	at Santa Clara	*	25	1-6	.167	1-5	.200	1-2	.500	0	1	1	2.3	1	0	1	0	0	4	9.2	
03/02/24	Portland	*	28	5-8	.625	2-5	.400	0-0	.000	0	2	2	2.3	4	1	2	0	1	12	9.3	
03/08/24	vs Saint Mary's (CA)	*	37	8-15	.533	6-11	.545	4-4	1.000	0	3	3	2.3	2	5	2	0	2	26	10.0	
03/09/24	vs Portland	*	32	4-10	.400	4-7	.571	2-2	1.000	0	1	1	2.3	3	2	3	0	1	14	10.2	
Total			18	621	86-232	.371	55-146	.377	28-33	.848	13	44	57	2.3	43	26	43	2	22	255	10.2

CAREER STATS

Yr	GP-GS	Min	AVG	FG	FGA	%	FG	FGA	%	FT	FTA	%	OFF	DEF	TOT	AVG	PF	FO	AST	APG	TO	BLK	STL	PTS	AVG
20-21	26-20	750	28.8	52	163	.319	20	76	.263	15	16	.938	16	59	75	2.9	45	0	58	2.2	67	6	26	139	5.3
21-22	27-26	876	32.4	73	195	.374	38	111	.342	38	47	.809	12	52	64	2.4	53	0	53	2.0	75	4	29	222	8.2
22-23	30-30	902	30.1	97	263	.369	59	152	.388	13	21	.619	12	55	67	2.2	51	0	49	1.6	55	4	25	266	8.9
23-24	25-18	621	24.8	86	232	.371	55	146	.377	28	33	.848	13	44	57	2.3	43	0	26	1.0	43	2	22	255	10.2
Total	108-94	3149	29.2	308	853	.361	172	485	.355	94	117	.803	53	210	263	2.4	192	0	186	1.7	240	16	102	882	8.2



RODRIGUEZ STATS MUSTANG BASKETBALL

SEASON & CAREER STATISTICS

POINTS	REBOUNDS	ASSISTS	STEALS	BLOCKS	FG MADE	FG ATTEMPTS	3 PT FG MADE	3 PT FG ATTEMPTS	FT MADE	FT ATTEMPTS	MINUETS
Season	--	--	--	--	--	--	--	--	--	--	--
Career	26, vs Saint Mary's (CA), 3/8/24 *	9, at USC, 11/25/20 *	6, 3x, last vs San Francisco, 2/24/22	4, 2x, last at Gonzaga, 2/27/21 *	1, 16x, last at Gonzaga 2/10/24 *	8, 3x, last vs Saint Mary's (CA), 3/8/24 *	18, vs Pacific 2/24/24 *	6, vs Saint Mary's (CA) 3/8/24 *	12, vs Wichita State, 11/26/22 *	9, vs Pepperdine 2/3/22 *	40, 3x, vs UC San Diego 11/27/21 *

MISCELLANEOUS STATISTICS

Category	20-21*	21-22*	22-23*	23-24*	24-25	Car.
Double Figure Scoring	3	12	12	11	0	38
Double Figure Rebounding	0	0	0	0	0	2
Double-Double	0	0	0	0	0	1
20-Point Scoring Games	0	1	1	2	0	4
Led SMU in Scoring	N/A	N/A	N/A	N/A	0	0
Led SMU in Rebounding	N/A	N/A	N/A	N/A	0	0
Led SMU in Assist	N/A	N/A	N/A	N/A	0	0
Games With 3+ Assist	9	8	7	2	0	26
Games With 3+ Blocks	0	0	0	0	0	0
Games With 3+ Steals	4	0	0	1	0	5
Games With 3+ 3PT FGM	1	5	4	7	0	17

* At Loyola Marymount (CA)

SMU WOMEN'S BASKETBALL GAME NOTES



22 KYLIE MARSHALL

5-11 • G • SO.

MANSFIELD, TEXAS / MANSFIELD LAKE RIDGE HIGH SCHOOL / TEXAS A&M

2023-24 (Freshman at Texas A&M): Appeared in nine games... Averaged 4.1 minutes, 0.9 points, 0.8 rebounds, and shot 27.3% from the field... Made her collegiate debut against A&M Corpus Christi (12/20/23).

Prep: A four-star recruit ranked as the No. 1 player in Texas and the No. 35 player in the nation by ESPNW HoopGurlz ... Made the TABC 2022-23 UIL 6A Girls All-State Team ... Finished high school career in 2022-23 as a top-100 scorer in the Nation with 2017 points, according to MaxPreps ... Lake Ridge high school's all-time leading scorer ... Averaged 21.2 points, 4.2 rebounds on 47% shooting her senior season ... Earned second-team all-area in her senior season.

GAME BY GAME SEASON STATS

Date	Opp	GS	Min	FGM/A	%	3FG/A	%	FTM/A	%	ORB	DRB	TOT	AVG	PF	AST	T/O	BLK	STL	PTS	AVG
11/04/24	N.C. A&T	22	4-8	.500	1-5	.200	0-0	.000	1	4	5	5.0	2	1	3	0	0	9	9.0	
11/09/24	Old Dominion *	17	1-5	.200	1-4	.250	0-0	.000	0	2	2	3.5	1	2	1	1	1	3	6.0	
11/12/24	Western Mich.	16	3-7	.429	2-5	.400	1-2	.500	0	2	2	3.0	4	0	1	0	3	9	7.0	
11/16/24	at Arizona St.	5	1-4	.250	1-3	.333	0-0	.000	0	1	1	2.5	0	1	1	0	0	3	6.0	
11/17/24	vs Minnesota	4	0-1	.000	0-1	.000	0-0	.000	0	0	0	2.0	0	0	0	0	0	0	4.8	
11/22/24	Lamar	3	0-1	.000	0-0	.000	0-0	.000	0	0	0	1.7	0	0	1	0	0	0	4.0	
11/25/24	Ark.-Pine Bluff	17	2-6	.333	0-2	.000	2-2	1.000	1	1	2	1.7	0	2	1	0	0	6	4.3	
11/29/24	UT Arlington	11	0-5	.000	0-1	.000	0-0	.000	0	2	2	1.8	1	0	0	1	1	0	3.8	
12/05/24	at Missouri	31	6-11	.545	4-8	.500	2-5	.400	1	1	2	1.8	1	0	2	0	0	18	5.3	
12/08/24	at Florida St.	23	2-10	.200	1-6	.167	0-0	.000	2	1	3	1.9	3	1	1	0	0	5	5.3	
12/11/24	Texas Tech	13	1-5	.200	1-2	.500	0-0	.000	0	2	2	1.9	1	1	3	0	0	3	5.1	
12/19/24	at North Texas	25	3-9	.333	0-4	.000	0-0	.000	1	2	3	2.0	0	0	1	0	0	6	5.2	
12/20/24	vs Chicago St.	12	1-2	.500	0-1	.000	0-0	.000	0	2	2	2.0	0	0	1	0	0	2	4.9	
01/02/25	Stanford	9	1-1	1.000	1-1	1.000	0-0	.000	1	0	1	1.9	0	1	0	1	0	3	4.8	
01/05/25	California	8	0-0	.000	0-0	.000	0-0	.000	0	1	1	1.9	0	0	0	0	1	0	4.5	
01/09/25	at Syracuse	4	0-2	.000	0-1	.000	0-0	.000	0	0	0	1.8	0	0	1	0	0	0	4.2	
01/12/25	at Pittsburgh	22	3-7	.429	3-6	.500	0-0	.000	1	3	4	1.9	1	1	0	0	3	9	4.5	
01/16/25	North Carolina	16	1-4	.250	1-4	.250	0-0	.000	1	3	4	2.0	0	0	1	0	0	3	4.4	
01/19/25	at Notre Dame	10	0-2	.000	0-2	.000	0-0	.000	0	0	0	1.9	2	0	0	0	0	0	4.2	
01/23/25	Duke	6	1-3	.333	1-2	.500	0-0	.000	0	0	0	1.8	1	1	0	0	1	3	4.1	
01/26/25	at Miami (FL)	14	2-8	.250	2-7	.286	0-0	.000	0	1	1	1.8	0	0	0	0	1	6	4.2	
01/30/25	Louisville	2	0-0	.000	0-0	.000	0-0	.000	0	0	0	1.7	0	0	0	0	0	0	4.0	
02/02/25	at Virginia Tech	13	1-4	.250	0-3	.000	0-0	.000	1	0	1	1.7	2	0	0	0	0	2	3.9	
Total		303	33-105	.314	19-68	.279	5-9	.556	10	28	38	1.7	19	11	18	3	11	90	3.9	

CAREER STATS

Yr	GP-GS	MIN/AVG	FG-FGA	FG%	3FG-3FGA	3FG%	FT-FTA	FT%	OFF	DEF	TOT	AVG	PF-FO	A	TO	BLK	STL	PTS	AVG
23-24*	9-0	37/4.1	3-11	.273	2-4	.500	0-0	.000	3	4	7	0.8	2-0	3	1	0	2	8	0.9
24-25	23-1	305/13.3	33-105	.314	19-68	.279	5-9	.556	10	28	38	1.7	19-0	11	18	3	11	90	3.9
SMU To	23-1	305/13.3	33-105	.314	19-68	.279	5-9	.556	10	28	38	1.7	19-0	11	18	3	11	90	3.9
TOTAL	32-1	342/10.7	36-116	.310	21-72	.292	5-9	.556	13	32	45	1.4	21-0	14	19	3	13	98	3.1



MARSHALL STATS MUSTANG BASKETBALL

SEASON & CAREER STATISTICS

POINTS	
Season	18 at Missouri 12/5/24
Career	18 at Missouri 12/5/24

REBOUNDS	
Season	5, vs NC A&T 11/4/24
Career	5, vs NC A&T 11/4/24

ASSISTS	
Season	2, vs Old Dominion 11/9/24
Career	2, vs Old Dominion 11/9/24

STEALS	
Season	3, 2x, last at Pitt 1/12/24
Career	3, 2x, last at Pitt 1/12/24

BLOCKS	
Season	1, 3x, last vs Stanford 1/2/25
Career	1, 3x, last vs Stanford 1/2/25

FG MADE	
Season	6 at Missouri 12/5/24
Career	6 at Missouri 12/5/24

FG ATTEMPTS	
Season	11 at Missouri 12/5/24
Career	11 at Missouri 12/5/24

3PT FG MADE	
Season	4 at Missouri 12/5/24
Career	4 at Missouri 12/5/24

3PT FG ATTEMPTS	
Season	8 at Missouri 12/5/24
Career	8 at Missouri 12/5/24

FT MADE	
Season	2, 2x last at Missouri 12/5/24
Career	2 at Missouri 12/5/24

FT ATTEMPTS	
Season	5 at Missouri 12/5/24
Career	5 at Missouri 12/5/24

MINUETS	
Season	31 at Missouri 12/5/24
Career	31 at Missouri 12/5/24

MISCELLANEOUS STATISTICS

Category	23-24*	24-25	Car.
Double Figure Scoring	0	1	1
Double Figure Rebounding	0	0	0
Double-Double	0	0	0
20-Point Scoring Games	0	0	0
Led SMU in Scoring	N/A	1	1
Led SMU in Rebounding	N/A	0	0
Led SMU in Assist	N/A	0	0
Games With 3+ Assist	0	0	0
Games With 3+ Blocks	0	0	0
Games With 3+ Steals	0	2	2
Games With 3+ 3PT FGM	0	2	2

* At Texas A&M

SMU WOMEN'S BASKETBALL GAME NOTES



24 DONAVIA HALL

5-10 • G • JR.
PLANO, TEXAS / PLANO EAST HIGH SCHOOL

2023-24 (Sophomore): Averaged 7.7 minutes over 25 games played... Totaled 37 points, 40 rebounds, and 15 assists.

2022-23 (Freshman): Did not see action.

High School: A 5-10 guard, guided Plano East to its first regional final since 1993, earning District 6-6A MVP and all-state accolades... She averaged 11 points, six rebounds, three assists and four steals during the 2021 season and was a third-team all-area selection... Hall is ranked as the No. 13 small forward prospect and No. 59 overall by Girls Basketball Report.

GAME BY GAME SEASON STATS

Date	Opp	GS	Min	FGM/A	%	3FG/A	%	FTM/A	%	ORB	DRB	TOT	AVG	PF	AST	T/O	BLK	STL	PTS	AVG
11/04/24	N.C. A&T	1	0-1	.000	0-0	.000	0-0	.000	1	0	1	1.0	0	0	0	0	0	0	0	0.0
11/12/24	Western Mich.	11	2-3	.667	0-1	.000	0-1	.000	2	1	3	2.0	1	1	1	0	0	4	2.0	
11/16/24	at Arizona St.	6	0-0	.000	0-0	.000	0-0	.000	0	2	2	2.0	0	1	3	0	1	0	1.3	
11/17/24	vs Minnesota	3	0-0	.000	0-0	.000	0-0	.000	0	1	1	1.8	2	0	0	0	0	0	1.0	
11/22/24	Lamar	8	0-2	.000	0-2	.000	0-0	.000	1	0	1	1.6	0	3	1	0	1	0	0.8	
11/25/24	Ark.-Pine Bluff	10	1-1	1.000	0-0	.000	0-0	.000	0	0	0	1.3	0	3	0	0	1	2	1.0	
12/05/24	at Missouri	5	0-2	.000	0-1	.000	0-0	.000	0	0	0	1.1	1	0	1	0	0	0	0.9	
12/08/24	at Florida St.	16	1-1	1.000	0-0	.000	0-0	.000	0	1	1	1.1	3	2	0	0	1	2	1.0	
12/11/24	Texas Tech	16	0-0	.000	0-0	.000	1-2	.500	0	3	3	1.3	1	2	1	0	0	1	1.0	
12/19/24	at North Texas	12	0-1	.000	0-1	.000	2-2	1.000	0	1	1	1.3	2	0	1	2	0	2	1.1	
12/20/24	vs Chicago St.	16	0-2	.000	0-2	.000	0-0	.000	0	0	0	1.2	0	1	3	0	1	0	1.0	
01/02/25	Stanford	11	0-1	.000	0-0	.000	0-0	.000	0	0	0	1.1	0	1	3	2	0	0	0.9	
01/05/25	California	15	1-2	.500	1-2	.500	0-0	.000	0	2	2	1.2	1	0	2	0	1	3	1.1	
01/09/25	at Syracuse	12	1-2	.500	1-2	.500	1-2	.500	0	1	1	1.1	1	2	1	0	0	4	1.3	
01/12/25	at Pittsburgh	2	0-0	.000	0-0	.000	0-0	.000	0	0	0	1.1	4	0	0	0	0	0	1.2	
01/16/25	North Carolina	4	0-1	.000	0-0	.000	0-0	.000	0	0	0	1.0	0	0	1	0	0	0	1.1	
01/19/25	at Notre Dame	16	1-3	.333	0-1	.000	0-0	.000	0	3	3	1.1	4	1	0	0	1	2	1.2	
01/23/25	Duke	13	0-3	.000	0-2	.000	0-0	.000	0	3	3	1.2	1	1	0	1	0	0	1.1	
01/26/25	at Miami (FL)	16	3-5	.600	2-2	1.000	0-0	.000	1	2	3	1.3	4	0	2	0	0	8	1.5	
01/30/25	Louisville	32	1-4	.250	1-2	.500	1-2	.500	0	3	3	1.4	3	3	1	0	2	4	1.6	
02/02/25	at Virginia Tech	20	3-3	1.000	0-0	.000	0-0	.000	1	1	2	1.4	0	1	2	0	0	6	1.8	
Total		245	14-37	.378	5-18	.278	5-9	.556	6	24	30	1.4	28	22	23	5	9	38	1.8	

CAREER STATS

Yr	GP-GS	MIN/AVG	FG-FGA	FG%	3FG-3FGA	3FG%	FT-FTA	FT%	OFF	DEF	TOT	AVG	PF-FO	A	TO	BLK	STL	PTS	AVG
23-24	25-0	192/7.7	16-42	.381	0-4	.000	5-11	.455	10	30	40	1.6	12-0	15	19	2	7	37	1.5
24-25	21-0	246/11.7	14-37	.378	5-18	.278	5-9	.556	6	24	30	1.4	28-0	22	23	5	9	38	1.8
TOTAL	45-0	418/9.3	27-76	.355	5-22	.227	10-20	.500	15	53	68	1.5	40-0	36	40	7	16	69	1.5



HALL STATS MUSTANG BASKETBALL

SEASON & CAREER STATISTICS

POINTS	
Season	8, at Miami 1/26/25
Career	8, at Miami 1/26/25

REBOUNDS	
Season	3, 6x, last vs Louisville 1/30/25
Career	6, vs Air Force 12/21/23

ASSISTS	
Season	2, 3x, last vs Louisville 1/30/25
Career	4, vs Air Force 12/21/23

STEALS	
Season	2, vs Louisville 1/30/25
Career	2, 3x, last vs Louisville 1/30/25

BLOCKS	
Season	2, 2x, last vs Stanford 1/2/25
Career	2, 3x, last vs Stanford 1/2/25

FG MADE	
Season	3, 2x, at Va Tech 2/2/25
Career	3, 2x, at Va Tech 2/2/25

FG ATTEMPTS	
Season	5, at Miami 1/26/25
Career	6, at UAB 1/14/24

3PT FG MADE	
Season	2, at Miami 1/26/25
Career	2, at Miami 1/26/25

3PT FG ATTEMPTS	
Season	2, 6x, last vs Louisville 1/30/25
Career	2, 6x, last vs Louisville 1/30/25

FT MADE	
Season	2, 3x, last vs Louisville 1/30/25
Career	2, 3x, last vs Louisville 1/30/25

FT ATTEMPTS	
Season	2, 3x, last at Syracuse 1/9/25
Career	4, vs Alabama State 11/11/23

MINUETS	
Season	32, vs Louisville 1/30/25
Career	32, vs Louisville 1/30/25

MISCELLANEOUS STATISTICS

Category	23-24	24-25	Car.
Double Figure Scoring	0	0	0
Double Figure Rebounding	0	0	0
Double-Double	0	0	0
20-Point Scoring Games	0	0	0
Led SMU in Scoring	0	0	0
Led SMU in Rebounding	0	0	0
Led SMU in Assist	0	0	0
Games With 3+ Assist	0	2	2
Games With 3+ Blocks	0	0	0
Games With 3+ Steals	0	0	0
Games With 3+ 3PT FGM	0	0	0

SMU WOMEN'S BASKETBALL GAME NOTES



25 BRIANNA MCLEOD

6-3 • C • JR.

TORONTO, ONTARIO / KINGS CHRISTIAN COLLEGIATE HIGH SCHOOL / COLORADO



MCLEOD STATS MUSTANG BASKETBALL

SEASON & CAREER STATISTICS

POINTS	
Season	--
Career	8, 2x, last vs Middle Tennessee 3/18/23*
REBOUNDS	
Season	--
Career	8, vs Alcorn 12/16/22*
ASSISTS	
Season	--
Career	2, vs Alcorn 12/16/22*
STEALS	
Season	--
Career	1, 10x at Kansas State 3/24/24*
BLOCKS	
Season	--
Career	3, at Chicago State 11/27/22*
FG MADE	
Season	--
Career	4, at Chicago State 11/27/22*
FG ATTEMPTS	
Season	--
Career	6, at Chicago State 11/27/22*
3 PT FG MADE	
Season	--
Career	--
3 PT FG ATTEMPTS	
Season	--
Career	--
FT MADE	
Season	--
Career	5, vs Alcorn 12/16/22*
FT ATTEMPTS	
Season	--
Career	8, vs Alcorn 12/16/22*
MINUETS	
Season	3, at Arizona State 11/16/24
Career	23, vs Alcorn 12/16/22*

GAME BY GAME SEASON STATS

Date	Opp	GS	Min	FG/A	%	3FG/A	%	FT/A	%	ORB	DRB	TOT	AVG	PF	AST	T/O	BLK	STL	PTS	AVG
11/16/24	at Arizona St.	3	0-0	.000	0-0	.000	0-0	.000	0	0	0	0.0	0	0	1	0	0	0	0	0.0
11/17/24	vs Minnesota	2	0-0	.000	0-0	.000	0-0	.000	0	0	0	0.0	0	0	0	0	0	0	0	0.0
Total		5	0-0	.000	0-0	.000	0-0	.000	0	0	0	0.0	0	0	1	0	0	0	0	0.0

CAREER STATS

Yr	GP-GS	MIN/AVG	FG-FGA	FG%	3FG-3FGA	3FG%	FT-FTA	FT%	OFF	DEF	TOT	AVG	PF-FO	A	TO	BLK	STL	PTS	AVG
22-23*	29-0	290/10.0	31-58	.534	0-0	.000	12-30	.400	28	31	59	2.0	31-0	8	22	13	4	74	2.6
23-24*	28-0	172/6.1	16-33	.485	0-0	.000	6-11	.545	16	15	31	1.1	17-0	3	10	6	6	38	1.4
24-25	2-0	6/2.8	0-0	.000	0-0	.000	0-0	.000	0	0	0	0.0	0-0	0	1	0	0	0	0.0
SMU To	2-0	6/2.8	0-0	.000	0-0	.000	0-0	.000	0	0	0	0.0	0-0	0	1	0	0	0	0.0
TOTAL	59-0	468/7.9	47-91	.516	0-0	.000	18-41	.439	44	46	90	1.5	48-0	11	33	19	10	112	1.9

MISCELLANEOUS STATISTICS

Category	22-23*	23-24*	24-25	Car.
Double Figure Scoring	0	0	0	0
Double Figure Rebounding	0	0	0	0
Double-Double	0	0	0	0
20-Point Scoring Games	0	0	0	0
Led SMU in Scoring	N/A	N/A	0	0
Led SMU in Rebounding	N/A	N/A	0	0
Led SMU in Assist	N/A	N/A	0	0
Games With 3+ Assist	0	0	0	0
Games With 3+ Blocks	1	0	0	1
Games With 3+ Steals	0	0	0	0
Games With 3+ 3PT FGM	0	0	0	0

* At Colorado



33 CHANTAE EMBRY

6-1 • F • SR.

NORMAN, OKLAHOMA / NORMAN HIGH SCHOOL / TEXAS TECH

2023-24 (Junior): Averaged 12.4 points, 5.4 rebounds, and 1.9 assists per game... Averaged 16.2 points and 6.3 rebounds over the last 12 regular season games... Tallied two double doubles... Scored in double figures 16 times... Logged 18 plus points seven times... Appeared on the AAC Weekly Honor Roll in back-to-back weeks (Jan. 29, Feb. 5)... Recipient of the 2023-24 AAC Ambassador Award, defined as the player who most exemplifies the ideals of sportsmanship on the court (ethical behavior, fair play, integrity, and community service off the court).

2022-23 (Sophomore): Totaled 28 starts while playing 30 games... Averaged 11.6 points (20th AAC), 6.2 rebounds (11th AAC) per game.... Shot 48.3% from the field and 75.5% at the free throw line... Totaled 29 steals and 44 assists... Recorded five double-doubles on the year... Owned four of the Mustangs' seven 20-point games this season (20 at OU, 20 at Oral Roberts, 20 vs. ECU, 21 vs. Houston)... Tallied 15 points, 13 rebounds, four assists and one steal in the win over UCF, becoming the first Mustang with 15+ points, 10+ rebounds, four+ assists since 2018.

2021-22 (Freshman at Texas Tech): Played in 28 games... Averaged 4.5 points and 2.6 rebounds... hit 53.5% from the field and 77.1% on FTs... Season-high 11 points at Kansas State 2/5... Season-best 8 rebounds vs Oklahoma State 3/10.

High School: Posted an impressive high school career at Norman High School and Prague High School, and was heralded as one of the top recruits in the country by a number of outlets, boasting a four-star rating and ranking No. 67 overall and the No. 14 forward according to ESPN ... Also ranked in the top 100 of the 2021 signing class according to Vype ... As a senior, averaged 12.3 points, 9.9 rebounds, 2.9 assists, 1.8 steals and 1.4 blocks per game, while leading Norman to the 6A state championship with a perfect 19-0 record ... Played her junior season at Norman High School in 2019-20, and averaged 16.8 points and 8.9 rebounds per game while leading Norman to a 24-1 record, and championships at the conference, district, regional and area levels, along with a national top-25 ranking in the ESPNW poll ... Earned Suddenlink First Team All-State honors by MaxPreps and All-City Second Team, while also making All-Tournament Teams at the Joe Lawson Invitational and 2020 Titan Classic.

Personal: Was born in October of 2002 to mother Rhonda Embry ... Has four older siblings: Montreal, Cherelle, Darnel and Ray ... Enjoys listening to music, hanging out with her best friend Karley and her mom, shopping, playing basketball, watching movies, dancing and watching TikToks.

GAME BY GAME SEASON STATS

Date	Opp	GS	Min	FGM/A	%	3FG/A	%	FTM/A	%	ORB	DRB	TOT	AVG	PF	AST	T/O	BLK	STL	PTS	AVG
11/04/24	N.C. A&T	*	31	5-11	.455	0-2	.000	1-1	1.000	4	5	9	9.0	3	2	2	0	0	11	11.0
11/09/24	Old Dominion	*	28	4-12	.333	0-3	.000	10-11	.909	2	6	8	8.5	4	1	2	0	2	18	14.5
11/12/24	Western Mich.	*	21	2-6	.333	0-2	.000	7-7	1.000	3	3	6	7.7	0	0	1	0	1	11	13.3
11/16/24	at Arizona St.	*	28	5-14	.357	1-6	.167	3-4	.750	2	4	6	7.3	4	3	2	0	2	14	13.5
11/17/24	vs Minnesota	*	25	7-10	.700	0-1	.000	1-2	.500	1	2	3	6.4	2	0	4	0	0	15	13.8
11/22/24	Lamar	*	34	5-12	.417	0-1	.000	0-0	.000	4	5	9	6.8	3	1	3	0	1	10	13.2
11/25/24	Ark.-Pine Bluff	*	27	4-13	.308	0-2	.000	6-8	.750	3	3	6	6.7	0	3	0	1	2	14	13.3
11/29/24	UT Arlington	*	21	3-8	.375	1-3	.333	0-0	.000	1	5	6	6.6	3	0	3	0	1	7	12.5
12/05/24	at Missouri	*	19	2-5	.400	0-1	.000	0-0	.000	4	2	6	6.6	4	0	1	0	1	4	11.6
12/08/24	at Florida St.	*	34	8-15	.533	4-7	.571	2-2	1.000	1	8	9	6.8	2	1	1	1	2	22	12.6
12/11/24	Texas Tech	*	33	3-14	.214	1-2	.500	2-2	1.000	8	4	12	7.3	1	0	4	0	2	9	12.3
12/19/24	at North Texas	*	38	4-9	.444	0-1	.000	5-5	1.000	5	5	10	7.5	2	2	1	0	1	13	12.3
12/20/24	vs Chicago St.	*	30	6-10	.600	1-3	.333	3-3	1.000	3	2	5	7.3	3	2	2	1	0	16	12.6
01/02/25	Stanford	*	19	0-4	.000	0-3	.000	0-0	.000	4	2	6	7.2	3	1	3	0	1	0	11.7
01/05/25	California	*	25	4-6	.667	3-4	.750	1-2	.500	0	3	3	6.9	2	1	3	1	0	12	11.7
Total			413	62-149	.416	11-41	.268	41-47	.872	45	59	104	6.9	36	17	32	4	16	176	11.7

CAREER STATS

Yr	GP-GS	MIN/AVG	FG-FGA	FG%	3FG-3FGA	3FG%	FT-FTA	FT%	OFF	DEF	TOT	AVG	PF-FO	A	TO	BLK	STL	PTS	AVG
21-22*	28-1	346/12.4	46-86	.535	8-27	.296	27-35	.771	23	50	73	2.6	32-0	9	29	0	5	127	4.5
22-23	30-28	778/25.9	131-271	.483	14-49	.286	71-94	.755	66	120	186	6.2	57-1	44	69	14	29	347	11.6
23-24	25-21	707/28.3	105-223	.471	31-76	.408	68-91	.747	49	85	134	5.4	62-0	47	54	5	22	309	12.4
24-25	14-14	386/27.6	58-143	.406	8-37	.216	40-45	.889	45	56	101	7.2	34-0	16	29	3	16	164	11.7
SMU To	70-64	1896/27.1	298-643	.463	56-166	.337	180-232	.776	160	264	424	6.1	155-1	108	155	23	67	832	11.9
TOTAL	98-65	2242/22.9	344-729	.472	64-193	.332	207-267	.775	183	314	497	5.1	187-1	117	184	23	72	959	9.8



EMBRY STATS MUSTANG BASKETBALL

SEASON & CAREER STATISTICS

POINTS	
Season	22, at Florida State 12/8/24
Career	26, vs Memphis 1/14/23

REBOUNDS	
Season	12, vs Texas Tech 12/11/24
Career	15, 2x, last vs East Carolina 1/14/23

ASSISTS	
Season	3, 2x, last vs UAPB 11/25/24
Career	5, vs UC Riverside 11/06/23

STEALS	
Season	2, 5x, last vs Texas Tech 12/11/24
Career	3, 3x, last vs Nicholls 11/14/23

BLOCKS	
Season	1, 4x, last vs California 1/5/25
Career	2, 3x, last vs Memphis 2/3/24

FG MADE	
Season	8, at Florida State 12/8/24
Career	9, 2x, last vs Memphis 11/14/23

FG ATTEMPTS	
Season	15, at Florida State 12/8/24
Career	15 4x, at Florida State 12/8/24

3PT FG MADE	
Season	4, at Florida State 12/8/24
Career	4, 3x, at Florida State 12/8/24

3PT FG ATTEMPTS	
Season	7, at Florida State 12/8/24
Career	8, vs Temple 1/24/24

FT MADE	
Season	10, vs Old Dominion 11/9/24
Career	10, vs Old Dominion 11/9/24

FT ATTEMPTS	
Season	11, vs Old Dominion 11/9/24
Career	11, vs Old Dominion 11/9/24

MINUETS	
Season	38, at North Texas 12/19/24
Career	42, at Wichita State 02/28/24

MISCELLANEOUS STATISTICS

Category	21-22*	22-23	23-24	24-25	Car.
Double Figure Scoring	0	6	16	11	33
Double Figure Rebounding	0	6	2	2	10
Double-Double	0	6	2	1	9
20-Point Scoring Games	0	3	3	1	7
Led SMU in Scoring	N/A	9	7	3	19
Led SMU in Rebounding	N/A	9	7	2	18
Led SMU in Assist	N/A	0	5	0	5
Games With 3+ Assist	0	6	8	2	16
Games With 3+ Blocks	0	0	0	0	0
Games With 3+ Steals	0	2	0	0	2
Games With 3+ 3PT FGM	0	0	4	2	6

* At Texas Tech

SMU WOMEN'S BASKETBALL GAME NOTES



35 JESSICA PETERSON

6-2 • C • SR.

RANCHO CUCAMONGA, CALIFORNIA / ETIWANDA HIGH SCHOOL / FRESNO STATE

2023-24 (Junior): Appeared in four games before suffering a season ending injury.

2022-23 (Sophomore): Played in 27 games and started three while averaging 5.3 points, and five rebounds per game... Totaled 16 blocks, and 12 steals... Shot 43.8% from the field and 60.9% from the free throw line... Scored 19 points and grabbed nine rebounds against Temple (3/1) on 50% shooting from the field and 4-for-5 from the free throw line.

2021-22 (Freshman at Fresno State): Played in 22 games, averaging 8.6 minutes ... averaged 2.4 points and 2.7 rebounds per game ... posted season highs of eight points and eight rebounds versus Wyoming ... also grabbed eight boards against UC Merced ... scored eight points in Fresno State's first round game of the Mountain West tournament against Utah State ... collected at least five rebounds on six occasions ... produced season-high four blocks versus Stanislaus State ... earned first collegiate start at UNLV ... played double digit minutes in 10 games, with nine of those coming after the start of February.

High School: Averaged 14 points and 11 rebounds per game as a junior for Etiwanda HS ... earned three all-state selections in 2020, being tabbed first team All-CIF Open Division, second team Cal Hi Sports and second team All-CIF ... garnered first team All Baseline league honors and two all-area selections in Inland Empire ... earned first team honors at the Nike Battle of the Beach tournament ... averaged a double-double during the 2019 and 2020 seasons ... was ranked as the No. 8 player in Southern California in the Class of 2021.

Personal: Born in Rancho Cucamonga, Calif. ... Daughter of Winston and Rosalie Peterson ... has four siblings, William, Max, Sophia and Morgan.

GAME BY GAME SEASON STATS

Date	Opp	GS	Min	FG/A	%	3FG/A	%	FT/A	%	ORB	DRB	TOT	AVG	PF	AST	T/O	BLK	STL	PTS	AVG
11/04/24	N.C. A&T	*	34	8-12	.667	0-0	.000	0-2	.000	5	6	11	11.0	1	1	1	3	1	16	16.0
11/09/24	Old Dominion	*	32	3-8	.375	0-0	.000	2-2	1.000	4	7	11	11.0	3	3	2	0	1	8	12.0
11/12/24	Western Mich.	*	21	3-4	.750	0-0	.000	1-2	.500	3	5	8	10.0	1	0	0	0	2	7	10.3
11/16/24	at Arizona St.	*	38	4-7	.571	0-0	.000	2-4	.500	3	3	6	9.0	3	1	2	2	2	10	10.3
11/17/24	vs Minnesota	*	28	2-5	.400	0-0	.000	3-4	.750	0	7	7	8.6	3	1	0	0	0	7	9.6
11/22/24	Lamar	*	42	3-8	.375	0-0	.000	4-6	.667	5	12	17	10.0	2	0	2	4	0	10	9.7
11/25/24	Ark.-Pine Bluff	*	31	4-9	.444	0-0	.000	2-2	1.000	4	8	12	10.3	0	3	4	6	1	10	9.7
11/29/24	UT Arlington	*	32	5-7	.714	0-0	.000	2-2	1.000	8	13	21	11.6	4	2	2	2	2	12	10.0
T12/05/24	at Missouri	*	34	3-9	.333	0-0	.000	1-2	.500	6	8	14	11.9	3	1	2	2	0	7	9.7
12/08/24	at Florida St.	*	17	5-8	.625	0-0	.000	1-3	.333	4	1	5	11.2	3	1	1	0	1	11	9.8
12/11/24	Texas Tech	*	29	5-11	.455	0-0	.000	4-6	.667	6	6	12	11.3	2	0	2	2	1	14	10.2
12/19/24	at North Texas	*	33	6-9	.667	0-0	.000	1-1	1.000	3	16	19	11.9	5	0	3	0	0	13	10.4
12/20/24	vs Chicago St.	*	20	6-10	.600	0-0	.000	3-5	.600	8	8	16	12.2	1	0	0	0	0	15	10.8
01/02/25	Stanford	*	37	4-8	.500	0-0	.000	1-2	.500	4	12	16	12.5	3	1	0	0	0	9	10.6
01/05/25	California	*	29	3-9	.333	0-0	.000	2-2	1.000	7	6	13	12.5	1	1	3	0	0	8	10.5
01/09/25	at Syracuse	*	23	4-7	.571	0-0	.000	0-0	.000	2	5	7	12.2	3	0	4	1	0	8	10.3
01/12/25	at Pittsburgh	*	28	1-8	.125	0-0	.000	2-2	1.000	4	7	11	12.1	4	1	4	2	0	4	9.9
1/16/25	North Carolina	*	29	2-5	.400	0-0	.000	1-4	.250	4	8	12	12.1	2	0	1	1	1	5	9.7
01/19/25	at Notre Dame	*	31	6-13	.462	0-0	.000	1-2	.500	5	8	13	12.2	3	1	3	0	1	13	9.8
01/23/25	Duke	*	23	2-12	.167	0-0	.000	0-2	.000	6	2	8	12.0	3	0	2	0	0	4	9.6
01/26/25	at Miami (FL)	*	33	4-11	.364	0-0	.000	2-7	.286	6	14	20	12.3	2	4	1	0	1	10	9.6
01/30/25	Louisville	*	36	7-14	.500	0-0	.000	1-2	.500	6	3	9	12.2	1	0	4	0	1	15	9.8
02/02/25	at Virginia Tech	*	29	5-15	.333	0-0	.000	1-2	.500	6	5	11	12.1	4	1	0	1	0	11	9.9
Total			689	95-209	.455	0-0	.000	37-66	.561	109	170	279	12.1	57	22	43	26	15	227	9.9

CAREER STATS

Yr	GP-GS	MIN/AVG	FG-FGA	FG%	3FG-3FGA	3FG%	FT-FTA	FT%	OFF	DEF	TOT	AVG	PF-FO	A	TO	BLK	STL	PTS	AVG
21-22*	22-1	190/8.6	22-43	.512	0-0	.000	8-18	.444	28	31	59	2.7	36-2	5	19	14	3	52	2.4
22-23	27-3	423/15.7	57-130	.438	0-0	.000	28-46	.609	54	80	134	5.0	37-0	14	27	16	12	142	5.3
23-24	4-0	28/7.1	1-4	.250	0-0	.000	4-4	1.000	3	6	9	2.3	6-0	1	4	3	2	6	1.5
24-25	23-23	687/29.9	95-209	.455	0-0	.000	37-66	.561	109	170	279	12.1	57-1	22	43	26	15	227	9.9
SMU To	54-26	1139/21.1	153-343	.446	0-0	.000	69-116	.595	166	256	422	7.8	100-1	37	74	45	29	375	6.9
Total	76-27	1329/17.5	175-386	.453	0-0	.000	77-134	.575	194	287	481	6.3	136-3	42	93	59	32	427	5.6



PETERSON STATS MUSTANG BASKETBALL

SEASON & CAREER STATISTICS

POINTS	
Season	16, vs NC A&T 11/4/24
Career	19, at Temple 3/1/23
REBOUNDS	
Season	21 vs UT Arlington 11/29/24
Career	21 vs UT Arlington 11/29/24
ASSISTS	
Season	4, at Miami 1/26/25
Career	4, at Miami 1/26/25
STEALS	
Season	2, 3x, last vs UT Arlington 11/29/24
Career	2, 4x, last at Arizona State 11/16/24
BLOCKS	
Season	6, vs UAPB 11/25/24
Career	6, vs UAPB 11/25/24
FG MADE	
Season	8, vs NC A&T 11/4/24
Career	8, vs NC A&T 11/4/24

FG ATTEMPTS	
Season	15 at Va Tech 2/2/25
Career	15 at Va Tech 2/2/25
3PT FG MADE	
Season	--
Career	--
3PT FG ATTEMPTS	
Season	--
Career	--
FT MADE	
Season	4, 2x, last vs Texas Tech 12/11/24
Career	5, at Temple 3/1/23
FT ATTEMPTS	
Season	7, at Miami 1/26/25
Career	7, at Miami 1/26/25
MINUETS	
Season	42, vs Lamar 11/22/24
Career	42, vs Lamar 11/22/24

MISCELLANEOUS STATISTICS

Category	21-22*	22-23	23-24	24-25	Car.
Double Figure Scoring	0	5	0	13	18
Double Figure Rebounding	0	3	0	16	19
Double-Double	0	0	0	10	10
20-Point Scoring Games	0	0	0	0	0
20-Rebound Game	0	0	0	2	2
Led SMU in Scoring	N/A	1	0	0	1
Led SMU in Rebounding	N/A	3	0	20	23
Led SMU in Assist	N/A	1	0	0	1
Games With 3+ Assist	0	1	0	3	4
Games With 3+ Blocks	2	0	0	3	5
Games With 3+ Steals	0	0	0	0	0
Games With 3+ 3PT FGM	0	0	0	0	0

* At Fresno State

SMU WOMEN'S BASKETBALL GAME NOTES



2024-25 SMU Women's Basketball Season/Career Statistics All games

Page 1/1
as of Feb 03, 2025

Summary

Player	Season Statistics										Career Statistics									
	GP-GS	MIN/G	FG%	3FG%	FT%	R/G	A/G	STL	BLK	PTS/G	GP-GS	MIN/G	FG%	3FG%	FT%	R/G	A/G	STL	BLK	PTS/G
BROW, Ella	14-2	23.2	.301	.289	.750	2.1	2.7	4	1	6.1	40-12	22.8	.336	.277	.685	2.4	2.7	25	5	5.3
COX, Kayanna	8-0	3.8	.333	.250	.500	0.8	0.4	3	0	0.8	8-0	3.8	.333	.250	.500	0.8	0.4	3	0	0.8
EMBRY, Chantae	15-15	27.4	.416	.268	.872	6.9	1.1	16	4	11.7	98-65	22.9	.472	.332	.775	5.1	1.2	72	23	9.8
HALL, Donavia	21-0	11.7	.378	.278	.556	1.4	1.0	9	5	1.8	46-0	9.5	.380	.227	.500	1.5	0.8	16	7	1.6
JONES, Zanai	23-23	32.9	.359	.270	.793	2.8	4.0	21	9	8.2	105-54	18.8	.361	.279	.874	1.7	1.7	51	13	4.6
MAGOLICO, Sandra	20-0	8.2	.515	.000	.357	2.0	0.1	7	8	2.0	45-3	9.1	.400	.000	.242	1.8	0.1	13	9	1.5
MARSHALL, Kylie	23-1	13.3	.314	.279	.556	1.7	0.5	11	3	3.9	32-1	10.7	.310	.292	.556	1.4	0.4	13	3	3.1
MCLEOD, Brianna	2-0	2.8	.000	.000	.000	0.0	0.0	0	0	0.0	59-0	7.9	.516	.000	.439	1.5	0.2	10	19	1.9
PETERSON, Jessica	23-23	29.9	.455	.000	.561	12.1	1.0	15	26	9.9	76-27	17.5	.453	.000	.575	6.3	0.6	32	59	5.6
PITTS, TK	23-22	24.9	.459	.167	.578	5.0	1.4	53	12	5.7	77-27	19.0	.457	.184	.623	3.8	0.9	111	25	4.7
ROBERTSON, Nya	23-21	34.6	.337	.313	.802	2.9	1.7	27	6	19.7	79-45	29.6	.355	.333	.771	2.6	1.7	60	18	16.6
WOODS, Kaysia	23-8	15.2	.409	.333	.714	2.5	0.3	4	7	4.2	92-28	18.3	.362	.315	.708	2.4	0.7	44	23	4.9

Scoring

Player	Season Statistics								Career Statistics							
	FG-FGA	FG%	3FG-3FGA	3FG%	FT-FTA	FT%	PTS	PTS/G	FG-FGA	FG%	3FG-3FGA	3FG%	FT-FTA	FT%	PTS	PTS/G
BROW, Ella	28-93	.301	11-38	.289	18-24	.750	85	6.1	75-223	.336	23-83	.277	37-54	.685	210	5.3
COX, Kayanna	2-6	.333	1-4	.250	1-2	.500	6	0.8	2-6	.333	1-4	.250	1-2	.500	6	0.8
EMBRY, Chantae	62-149	.416	11-41	.268	41-47	.872	176	11.7	344-729	.472	64-193	.332	207-267	.775	959	9.8
HALL, Donavia	14-37	.378	5-18	.278	5-9	.556	38	1.8	30-79	.380	5-22	.227	10-20	.500	75	1.6
JONES, Zanai	74-206	.359	17-63	.270	23-29	.793	188	8.2	181-501	.361	43-154	.279	76-87	.874	481	4.6
MAGOLICO, Sandra	17-33	.515	0-0	.000	5-14	.357	39	2.0	30-75	.400	0-1	.000	8-33	.242	68	1.5
MARSHALL, Kylie	33-105	.314	19-68	.279	5-9	.556	90	3.9	36-116	.310	21-72	.292	5-9	.556	98	3.1
MCLEOD, Brianna	0-0	.000	0-0	.000	0-0	.000	0	0.0	47-91	.516	0-0	.000	18-41	.439	112	1.9
PETERSON, Jessica	95-209	.455	0-0	.000	37-66	.561	227	9.9	175-386	.453	0-0	.000	77-134	.575	427	5.6
PITTS, TK	51-111	.459	2-12	.167	26-45	.578	130	5.7	133-291	.457	7-38	.184	91-146	.623	364	4.7
ROBERTSON, Nya	146-433	.337	55-176	.313	105-131	.802	452	19.7	428-1206	.355	193-580	.333	259-336	.771	1308	16.6
WOODS, Kaysia	36-88	.409	19-57	.333	5-7	.714	96	4.2	170-470	.362	95-302	.315	17-24	.708	452	4.9

Totals

Player	Season Statistics								Career Statistics							
	O-REB	D-REB	TOTAL	PF	FO	A	TO	A/TO	O-REB	D-REB	TOTAL	PF	FO	A	TO	A/TO
BROW, Ella	9	21	30	29	0	38	38	1.0	18	78	96	64	0	107	103	1.0
COX, Kayanna	2	4	6	3	0	3	1	3.0	2	4	6	3	0	3	1	3.0
EMBRY, Chantae	45	59	104	36	0	17	32	0.5	183	314	497	187	1	117	184	0.6
HALL, Donavia	6	24	30	28	0	22	23	1.0	16	54	70	40	0	37	42	0.9
JONES, Zanai	8	57	65	40	1	93	52	1.8	24	153	177	99	1	179	99	1.8
MAGOLICO, Sandra	18	22	40	16	0	1	11	0.1	32	50	82	36	0	4	24	0.2
MARSHALL, Kylie	10	28	38	19	0	11	18	0.6	13	32	45	21	0	14	19	0.7
MCLEOD, Brianna	0	0	0	0	0	0	1	0.0	44	46	90	48	0	11	33	0.3
PETERSON, Jessica	109	170	279	57	1	22	43	0.5	194	287	481	136	3	42	93	0.5
PITTS, TK	42	73	115	80	5	33	32	1.0	106	189	295	181	7	72	86	0.8
ROBERTSON, Nya	25	41	66	64	2	40	83	0.5	55	153	208	165	3	135	245	0.6
WOODS, Kaysia	23	34	57	29	0	8	15	0.5	59	163	222	113	1	60	81	0.7



2024-25 SMU Women's Basketball Combined Team Statistics All games

Game Records

Record	Overall	Home	Away	Neutral
ALL GAMES	10-13	7-5	2-7	1-1
CONFERENCE	2-9	1-4	1-5	0-0
NON-CONFERENCE	8-4	6-1	1-2	1-1

Score by Periods

Team	1st	2nd	3rd	4th	OT	TOT
SMU	378	383	353	395	18	1527
Opponents	364	376	408	412	15	1575

Team Box Score

No.	Player				Total		3-Point		F-Throw		Rebounds								PTS	AVG		
		GP-GS	MIN	AVG	FG-FGA	FG%	3FG-3FGA	3FG%	FT-FTA	FT%	OFF	DEF	TOT	AVG	PF	DQ	A	TO			BLK	STL
3	ROBERTSON, Nya	23-21	795:06	34.6	146-433	.337	55-176	.313	105-131	.802	25	41	66	2.9	64	2	40	83	6	27	452	19.7
33	EMBRY, Chantae	15-15	411:29	27.4	62-149	.416	11-41	.268	41-47	.872	45	59	104	6.9	36	0	17	32	4	16	176	11.7
35	PETERSON, Jessica	23-23	687:29	29.9	95-209	.455	0-0	.000	37-66	.561	109	170	279	12.1	57	1	22	43	26	15	227	9.9
1	JONES, Zanai	23-23	756:34	32.9	74-206	.359	17-63	.270	23-29	.793	8	57	65	2.8	40	1	93	52	9	21	188	8.2
5	BROW, Ella	14-2	324:55	23.2	28-93	.301	11-38	.289	18-24	.750	9	21	30	2.1	29	0	38	38	1	4	85	6.1
2	PITTS, TK	23-22	573:26	24.9	51-111	.459	2-12	.167	26-45	.578	42	73	115	5.0	80	5	33	32	12	53	130	5.7
4	WOODS, Kaysia	23-8	349:09	15.2	36-88	.409	19-57	.333	5-7	.714	23	34	57	2.5	29	0	8	15	7	4	96	4.2
22	MARSHALL, Kylie	23-1	305:01	13.3	33-105	.314	19-68	.279	5-9	.556	10	28	38	1.7	19	0	11	18	3	11	90	3.9
13	MAGOLICO, Sandra	20-0	164:38	8.2	17-33	.515	0-0	.000	5-14	.357	18	22	40	2.0	16	0	1	11	8	7	39	2.0
24	HALL, Donavia	21-0	245:52	11.7	14-37	.378	5-18	.278	5-9	.556	6	24	30	1.4	28	0	22	23	5	9	38	1.8
12	COX, Kayanna	8-0	30:43	3.8	2-6	.333	1-4	.250	1-2	.500	2	4	6	0.8	3	0	3	1	0	3	6	0.8
25	MCLEOD, Brianna	2-0	05:39	2.8	0-0	.000	0-0	.000	0-0	.000	0	0	0	0.0	0	0	0	1	0	0	0	0.0
Team											59	61	120				10					
Total		23	4650		558-1470	.380	140-477	.294	271-383	.708	356	594	950	41.3	401	9	288	359	81	170	1527	66.4
Opponents		23	4650		565-1405	.402	160-491	.326	285-393	.725	300	603	903	39.3	398	7	332	352	93	179	1575	68.5

Team Statistics

	SMU	OPP
Scoring	1527	1575
Points per game	66.4	68.5
Scoring margin	-2.1	-
Field goals-att	558-1470	565-1405
Field goal pct	.380	.402
3 point fg-att	140-477	160-491
3-point FG pct	.294	.326
3-pt FG made per game	6.1	7.0
Free throws-att	271-383	285-393
Free throw pct	.708	.725
F-Throws made per game	11.8	12.4
Rebounds	950	903
Rebounds per game	41.3	39.3
Rebounding margin	+2.0	-
Assists	288	332
Assists per game	12.5	14.4
Turnovers	359	352
Turnovers per game	15.6	15.3
Turnover margin	-0.3	-
Assist/turnover ratio	0.8	0.9
Steals	170	179
Steals per game	7.4	7.8
Blocks	81	93
Blocks per game	3.5	4.0
Winning streak	0	-
Home win streak	0	-
Attendance	15919	26783
Home games-Avg/Game	12-1327	9-2976
Neutral site-Avg/Game	-	2-1068

Team Results

Date	Opponent		Score	Att.
11/04/2024	N.C. A&T	W	77-64	953
11/09/2024	Old Dominion	L	70-79	1094
11/12/2024	Western Mich.	W	72-44	2719
11/16/2024	at Arizona St.	L	73-80	1356
11/17/2024	vs Minnesota	L	56-65	1738
11/22/2024	Lamar University	Wot	56-54	802
11/25/2024	Ark.-Pine Bluff	W	82-58	982
11/29/2024	UT Arlington	W	71-46	927
12/05/2024	at Missouri	L	61-68	2358
12/08/2024	at Florida St.	L	85-93	1731
12/11/2024	Texas Tech	W	61-57	1834
12/19/2024	at North Texas	W	74-66	1668
12/20/2024	vs Chicago St.	W	73-52	398
01/02/2025	Stanford	W	67-63	1446
01/05/2025	California	L	66-81	1323
01/09/2025	at Syracuse	Wot	72-71	2856
01/12/2025	at Pittsburgh	L	59-72	290
01/16/2025	North Carolina	L	33-64	1195
01/19/2025	at Notre Dame	L	64-88	7904
01/23/2025	Duke	L	46-81	1496
01/26/2025	at Miami (FL)	L	63-70	2858
01/30/2025	Louisville	L	75-80	1148
02/02/2025	at Virginia Tech	L	71-79	5762



2024-25 SMU Women's Basketball Combined Team Statistics In Conference games

Game Records

Record	Overall	Home	Away	Neutral
ALL GAMES	2-9	1-4	1-5	0-0
CONFERENCE	2-9	1-4	1-5	0-0
NON-CONFERENCE	0-0	0-0	0-0	0-0

Score by Periods

Team	1st	2nd	3rd	4th	OT	TOT
SMU	187	171	143	192	8	701
Opponents	187	201	233	214	7	842

Team Box Score

No.	Player	Total			3-Point			F-Throw		Rebounds				Other								
		GP-GS	MIN	AVG	FG-FGA	FG%	3FG-3FGA	3FG%	FT-FTA	FT%	OFF	DEF	TOT	AVG	PF	DQ	A	TO	BLK	STL	PTS	AVG
3	ROBERTSON, Nya	11-10	400:07	36.4	68-215	.316	24-80	.300	50-64	.781	12	19	31	2.8	32	0	23	44	2	13	210	19.1
33	EMBRY, Chantae	3-3	78:37	26.2	12-25	.480	7-14	.500	3-4	.750	5	13	18	6.0	7	0	3	7	2	3	34	11.3
1	JONES, Zanai	11-11	378:48	34.4	39-115	.339	11-44	.250	9-11	.818	3	27	30	2.7	23	1	51	34	5	7	98	8.9
35	PETERSON, Jessica	11-11	315:06	28.6	43-110	.391	0-0	.000	12-28	.429	54	71	125	11.4	29	0	10	23	5	5	98	8.9
4	WOODS, Kaysia	11-8	253:50	23.1	28-63	.444	19-45	.422	2-3	.667	14	27	41	3.7	23	0	6	12	6	4	77	7.0
2	PITTS, TK	11-11	290:33	26.4	26-57	.456	0-7	.000	18-33	.545	18	30	48	4.4	39	2	14	13	0	29	70	6.4
5	BROW, Ella	6-1	106:15	17.7	8-35	.229	4-13	.308	5-7	.714	5	5	10	1.7	10	0	9	13	0	3	25	4.2
13	MAGOLICO, Sandra	8-0	98:41	12.3	13-21	.619	0-0	.000	3-6	.500	6	14	20	2.5	8	0	0	6	7	1	29	3.6
22	MARSHALL, Kylie	11-0	127:38	11.6	11-41	.268	9-32	.281	0-0	.000	6	9	15	1.4	9	0	4	3	1	6	31	2.8
24	HALL, Donavia	11-0	158:24	14.4	11-25	.440	5-11	.455	2-4	.500	2	16	18	1.6	21	0	11	12	3	5	29	2.6
12	COX, Kayanna	6-0	17:01	2.8	0-1	.000	0-1	.000	0-0	.000	1	1	2	0.3	2	0	3	1	0	1	0	0.0
Team											24	29	53					6				
Total		11	2225		259-708	.366	79-247	.320	104-160	.650	150	261	411	37.4	203	3	134	174	31	77	701	63.7
Opponents		11	2225		300-678	.442	84-235	.357	158-215	.735	146	318	464	42.2	178	3	186	165	46	89	842	76.5

Team Statistics

	SMU	OPP
Scoring	701	842
Points per game	63.7	76.5
Scoring margin	-12.8	-
Field goals-att	259-708	300-678
Field goal pct	.366	.442
3 point fg-att	79-247	84-235
3-point FG pct	.320	.357
3-pt FG made per game	7.2	7.6
Free throws-att	104-160	158-215
Free throw pct	.650	.735
F-Throws made per game	9.5	14.4
Rebounds	411	464
Rebounds per game	37.4	42.2
Rebounding margin	-4.8	-
Assists	134	186
Assists per game	12.2	16.9
Turnovers	174	165
Turnovers per game	15.8	15.0
Turnover margin	-0.8	-
Assist/turnover ratio	0.8	1.1
Steals	77	89
Steals per game	7.0	8.1
Blocks	31	46
Blocks per game	2.8	4.2
Winning streak	0	-
Home win streak	0	-
Attendance	6608	21401
Home games-Avg/Game	5-1322	6-3567
Neutral site-Avg/Game	-	0-0

Team Results

Date	Opponent	Result	Score	Att.
12/08/2024	at Florida St.	L	85-93	1731
01/02/2025	Stanford	W	67-63	1446
01/05/2025	California	L	66-81	1323
01/09/2025	at Syracuse	Wot	72-71	2856
01/12/2025	at Pittsburgh	L	59-72	290
01/16/2025	North Carolina	L	33-64	1195
01/19/2025	at Notre Dame	L	64-88	7904
01/23/2025	Duke	L	46-81	1496
01/26/2025	at Miami (FL)	L	63-70	2858
01/30/2025	Louisville	L	75-80	1148
02/02/2025	at Virginia Tech	L	71-79	5762

SMU WOMEN'S BASKETBALL GAME NOTES



2024-25 SMU Women's Basketball Team Game-by-Game All games

Page 1/1
as of Feb 03, 2025

Opponent	Date	Score	W	Total		3-Pointers		Free throws		Rebounds				PF	A	TO	BLK	STL	PTS	AVG
				FG-FGA	PCT	3FG-3FGA	PCT	FT-FTA	PCT	OFF	DEF	TOT	AVG							
N.C. A&T	11/04/2024	77-64	W	33-70	.471	3-20	.150	8-12	.667	20	26	46	46.0	17	16	10	3	6	77	77.0
Old Dominion	11/09/2024	70-79	L	23-69	.333	6-20	.300	18-23	.783	22	23	45	45.5	22	16	16	1	9	70	73.5
Western Mich.	11/12/2024	72-44	W	26-64	.406	6-23	.261	14-21	.667	17	20	37	42.7	16	11	13	1	18	72	73.0
at Arizona St.	11/16/2024	73-80	L	24-64	.375	8-23	.348	17-21	.810	13	22	35	40.8	20	16	17	4	9	73	73.0
vs Minnesota	11/17/2024	56-65	L	21-51	.412	4-17	.235	10-15	.667	9	33	42	41.0	22	6	18	2	2	56	69.6
Lamar University	11/22/2024	56-54	Wot	19-58	.328	2-13	.154	16-23	.696	17	30	47	42.0	18	14	19	5	9	56	67.3
Ark.-Pine Bluff	11/25/2024	82-58	W	31-71	.437	6-22	.273	14-16	.875	20	28	48	42.9	9	21	17	9	9	82	69.4
UT Arlington	11/29/2024	71-46	W	27-72	.375	6-20	.300	11-12	.917	19	32	51	43.9	13	19	14	10	10	71	69.6
at Missouri	12/05/2024	61-68	L	22-58	.379	8-22	.364	9-13	.692	13	24	37	43.1	16	7	13	4	3	61	68.7
at Florida St.	12/08/2024	85-93	L	34-78	.436	9-23	.391	8-10	.800	12	29	41	42.9	23	18	10	1	7	85	70.3
Texas Tech	12/11/2024	61-57	W	21-57	.368	4-8	.500	15-19	.789	22	30	52	43.7	15	14	20	6	4	61	69.5
at North Texas	12/19/2024	74-66	W	25-60	.417	3-16	.188	21-28	.750	14	32	46	43.9	21	5	12	3	3	74	69.8
vs Chicago St.	12/20/2024	73-52	W	27-68	.397	5-26	.192	14-20	.700	20	33	53	44.6	9	9	16	2	11	73	70.1
Stanford	01/02/2025	67-63	W	28-66	.424	7-22	.318	4-9	.444	17	24	41	44.4	17	13	13	5	8	67	69.9
California	01/05/2025	66-81	L	25-63	.397	9-22	.409	7-9	.778	8	21	29	43.3	15	12	17	2	6	66	69.6
at Syracuse	01/09/2025	72-71	Wot	29-71	.408	6-20	.300	8-14	.571	18	26	44	43.4	21	16	19	2	5	72	69.8
at Pittsburgh	01/12/2025	59-72	L	15-62	.242	12-33	.364	17-24	.708	12	28	40	43.2	23	10	15	4	9	59	69.1
North Carolina	01/16/2025	33-64	L	12-62	.194	4-21	.190	5-11	.455	15	30	45	43.3	16	7	21	8	8	33	67.1
at Notre Dame	01/19/2025	64-88	L	25-64	.391	5-19	.263	9-14	.643	11	24	35	42.8	18	9	20	0	9	64	66.9
Duke	01/23/2025	46-81	L	16-51	.314	4-17	.235	10-16	.625	13	19	32	42.3	15	11	17	5	4	46	65.9
at Miami (FL)	01/26/2025	63-70	L	24-72	.333	8-33	.242	7-17	.412	17	25	42	42.3	18	15	11	2	6	63	65.8
Louisville	01/30/2025	75-80	L	23-49	.469	7-16	.438	22-25	.880	11	19	30	41.7	13	14	21	1	7	75	66.2
at Virginia Tech	02/02/2025	71-79	L	28-70	.400	8-21	.381	7-11	.636	16	16	32	41.3	24	9	10	1	8	71	66.4
Total		1527		558-1470	.380	140-477	.294	271-383	.708	356	594	950	41.3	401	288	359	81	170	1527	66.4
Opponents		1575		565-1405	.402	160-491	.326	285-393	.725	300	603	903	39.3	398	332	352	93	179	1575	68.5

SMU Averages

Games Played	Points/game	FG Pct	3FG Pct	FT Pct	Rebounds/game	Assists/game	Turnovers/game	Assist/Turnover ratio	Steals/game	Blocks/game
23	66.4	38.0	29.4	70.8	41.3	12.5	15.6	0.8	7.4	3.5



- SMU, a private university in Dallas, is a center for global research and teaching that serves approximately 7,000 undergraduates and 5,000 graduate students through eight degree-granting schools.
- SMU ranks in the top 20% of universities by U.S. News and World Report, with top 50 graduate programs in business (34), law (44) and education (48).
- SMU attracts high-achieving students from all 50 states and over 85 countries, with incoming first-year students averaging a 32 ACT score and a 3.7 GPA. Seven out of 10 first-year students receive scholarships or grants, and 75% graduate without debt.
- Within six months of graduation, 91% of graduate students and 86% of undergraduates are employed, enrolled in further education, pursuing military service, or volunteering. The median starting salary for undergraduates is \$70,000 and \$85,000 for graduates.
- Ninety-two percent of SMU student-athletes earn degrees, and 80% graduate with a GPA of 3.0 or higher. SMU's Life after Ball program supports their career readiness through networking, mentoring, and internships.
- Sophisticated high-performance computing and targeted goals are the hallmarks of SMU research which fosters interdisciplinary collaboration on earth hazards and national security; education and technology; data science and urban studies.
- SMU faculty members are elected to prestigious groups such as the National Academy of Sciences, National Academy of Engineering, National Academy of Education, and Arnold and Mabel Beckman Foundation Scholars. They are also fellows of organizations like the National Endowment for the Humanities, American Academy of Arts and Sciences, and John Simon Guggenheim Memorial Foundation, American Council of Learned Societies, National Humanities Center and Harvard Society of Fellows - Junior Fellows.
- SMU graduate students receive prestigious awards like the National Science Foundation Graduate Research Fellowship, National Science Foundation Doctoral Dissertation Research Improvement Grant, Boren Fellowship, and the Federal Highway Administration Dwight D. Eisenhower Transportation Fellowship. They also earn competitive dissertation and career advancement awards, including the Newcombe Doctoral Dissertation Fellowship, Louisville Institute Dissertation Fellowship, PEO Scholar Award, ACLS Emerging Voices and Leading Edge Fellowships.
- SMU undergraduates are regularly selected for competitive national awards, including 31 Goldwater Scholars, four Marshall Scholars, 15 Truman Scholars and two Schwarzman Scholars. In the last five years, 28 students were awarded Fulbright scholarships.



- Entrepreneurship opportunities abound at SMU - through academic majors and minors ranging from business and engineering to the arts - as well as academic centers offering mentoring, funding, competitions and support to students across various disciplines.
- SMU is home to the George W. Bush Presidential Center, Library, Museum, Foundation and Institute, attracting over 1.9 million visitors since opening in 2013.
- SMU is Dallas' university, located in a city that hosts 24 Fortune 500 companies.
- Dallas was named the No. 1 best sports business city by the Sports Business Journal in 2024, boasting of six professional sports clubs, collegiate athletics, annual premiere events and world class athletics' facilities.
- SMU Athletics has invested over \$250 million in facilities since 2013. The Garry Weber End Zone Complex at Ford Stadium, opening in fall 2024, features premium fan spaces and dynamic student-athlete facilities.
- SMU is the only NCAA FBS program in Dallas, with a record of 10 national championships, over 200 team conference championships, 100 individual national championships, 150 NCAA top-10 finishes, nearly 2,000 All-American honors and more than 150 Olympic appearances.
- SMU won a school-record eight championships in 2023-24 and is riding a surge of momentum heading into 2024-25, with all 17 programs reaching the postseason and 16 programs winning conference championships since 2013.
- SMU football has more wins than any Division I team in the state of Texas since 2019 and appeared in the AP Top 25 in four of the last five years. In the fall of 2023, the Mustangs won their first conference championship since 1984.
- In 2023-24, SMU finished as the No. 1 American Athletic Conference program and ranked 54th nationally in the final LEARFIELD Directors' Cup Division I Standings, ahead of six programs from the Big 12, five schools from the ACC, four teams from the Big Ten and three programs from the SEC.
- In the week after the ACC offered membership to SMU, the University raised \$100 million to support its move to the conference, and a total of \$159 million over the 2023-24 fiscal year. In preparation for its inaugural year in the ACC, SMU set a new season ticket sales record for Ford Stadium and is on pace to more than double year over year.



SMU

FALL SPORTS RECAP

- Six Ranked Teams: Football as high as No. 7, Men's Soccer No. 5, Volleyball No. 10, Equestrian No. 2, Men's Golf No. 16, Men's Swimming & Diving No. 19.
- Four postseason bids: Football earning a College Football Playoff bid, Volleyball making the NCAA 2nd Round, Men's Soccer making NCAA Elite 8 and Cross Country finishing 5th at the NCAA South Central Regional (VB hosted NCAA for the first time, MSOC hosted NCAA quarterfinal for the first time since 2001). 30-12-4 in ACC play combined (VB, MSOC, WSOC, FB).
- Football went 8-0 in the ACC, one of just two P4 programs to go unbeaten in league play. SMU is just the 6th program to go at least 8-0 in the ACC and is by far the most successful of any program ever transitioning from G5 to P4.
- Football set a Ford Stadium season attendance record of 228,563, recording five of the 12 largest crowds in stadium history. Volleyball also set a single-game attendance record of 6,773 in the win against No. 2 Nebraska and a season record of 30,976.
- 27 All-ACC Honors, including 19 in football.
- 17 ACC Weekly Honors.





SMU

FALL SPORTS RECAP

- Two Coaches of the Year: Sam Erger (AVCA VB) & Rhett Lashlee (ACC & DCTF FB); Rhett Lashlee was also a finalist for National Coach of the Year in Football.
- 18 National Player of the Year candidates.
- Combined 30-12-4 record in the ACC for SMU's fall sports.
- Nine Fall Sports All-Region honors: program-record four for VB, three for CC (most since 2018), two for MSOC.
- Two-Time Defending National Champion Equestrian is No. 7.
- Men's Basketball won the Acrisure Holiday Invitational with a 77-60 win over Washington State.
- Madison Parker won two US Open swimming titles in the 50 free and 100 free, Nyah Rose was called up to Canada's Women's Soccer National Team in December and Luke Sitz finished in the top six of three diving events at the World Junior Aquatics Championships in Brazil.
- Will Sides won the prestigious Stephens Cup individual golf title as Men's Golf finished second. SMU is one of three programs nationally with three players ranked in the top 60.
- Trevor Svajda advanced to the second round NCAA Individual Tennis Championship for the second consecutive year.

