

WOMEN'S BASKETBALL

2024-25 GAME NOTES



TUNE IN TONIGHT

TELEVISION (ACC NETWORK EXTRA)
Andy Demetra and Fallon Stokes

RADIO (VT SPORTS NETWORK)

Evan Hughes
HokieSports App

2024-25 SCHEDULE

RECORD	10-4
ACC	1-2
NON-CONFERENCE	9-2
HOME	7-1
AWAY	2-1
NEUTRAL	1-2

DATE	OPPONENT	TV	TIP (ET)/RESULT
Nov. 4	UNC Wilmington	ACCNX	W, 99-57
Nov. 10	vs. Iowa%	ESPN2	L, 52-71
Nov. 13	UNC Asheville	ACCNX	W, 85-62
Nov. 16	Coppin State	ACCNX	W, 86-51
Nov. 19	Rutgers	ACCNX	W, 91-80
Nov. 23	Elon	ACCNX	W, 87-69
Nov. 29	vs. Davidson^	WSN	W, 79-50
Nov. 30	vs. Michigan^	WSN	L, 65-76
Dec. 4	at Georgia\$	SECN	W, 70-61
Dec. 8	at No. 8 Duke*	ACCN	L, 59-81
Dec. 15	Radford	ACCNX	W, 73-34
Dec. 21	Campbell	ACCNX	W, 81-46
Jan. 2	Florida State*	ACCN	L, 74-105
Jan. 5	at Miami*	ACCNX	W, 68-64
Jan. 9	at No. 13 Georgia Tech*	ACCNX	7 PM
Jan. 12	Wake Forest*	ACCNX	2 PM
Jan. 16	Virginia*	ACCNX	6 PM
Jan. 19	Louisville*	ACCN	4 PM
Jan. 23	at Pitt*	ACCNX	6 PM
Jan. 26	at NC State*	ACCN	6 PM
Jan. 30	Notre Dame*	ACCNX	6 PM
Feb. 2	SMU*	ACCNX	2 PM
Feb. 6	Syracuse*	ACCN	6 PM
Feb. 9	at Virginia*	ACCN	Noon
Feb. 13	at North Carolina*	ACCNX	7 PM
Feb. 20	Stanford*	ACCN	8 PM
Feb. 23	Cal*	ACCN	2 PM
Feb. 27	at Boston College*	ACCNX	7 PM
March 2	at Clemson*	ACCN	2 PM
March	ACC WBB		
5-9	Championship#		

Home games designated in bold lettering

% denotes Ally Tipoff in Charlotte, NC
\$ denotes SEC/ACC Challenge game
^ denotes Fort Myers Tip-Off game
* denotes ACC game
denotes games played at the Greensboro Coliseum



CREDENTIALS

Outlets interested in obtaining credentials to cover Virginia Tech women's basketball home games must apply for credentials via email to the program's SID, Carter Brown at cart315@vt.edu.



hokiesports.com

VIRGINIA TECH
10-4, 1-2 ACC



ramblinwreck.com

GEORGIA TECH
15-0, 3-0 ACC

Head Coach: Megan Duffy (Notre Dame, '06)
Record at VT: 10-4 (1st season)
Career Record: 164-70 (8th season)

Head Coach: Nell Fortner (Texas, 1982)
Record at Georgia Tech: 103-64 (6th season)
Career Record: 265-181 (15th season)

GAME 15 • JANUARY 9 • 7 PM TIP ON ACC NETWORK EXTRA • McCAMSIH PAVILION

PROJECTED STARTERS

Virginia Tech Hokies	Ht.	Yr.	Hometown	PPG	RPG	Other
G 1 Carleigh Wenzel	6-1	r-So.	San Antonio, Texas	14.3	3.6	Owens two 20-point games in 2024
G 0 Lani White	6-1	Jr.	Irvine, Calif.	8.1	2.9	Scored 23 (career high) vs. Radford
G 11 Matilda Ekh	6-2	Sr.	Västerås, Sweden	11.3	3.1	Scored 10+ seven times in 2024
F 10 Carys Baker	6-2	So.	West Hartford, Ct.	10.9	5.8	Scored 23 at Miami (7 3FGs)
F 4 Rose Micheaux	6-2	Sr.	Wayne, Mich.	11.8	8.4	Recorded triple-double vs. Elon

A WIN WOULD...

- Be the Hokies' second consecutive ACC victory after starting 0-2 in the league.
- Be the Hokies' second straight on the road.
- Be the Hokies' first over a ranked team under Megan Duffy. Tech's last win over a ranked opponent came on Feb. 18, 2024 at No. 18 Louisville. Since then, the program is 0-4 against ranked opposition and 0-1 this season, falling at then-No. 8 Duke in the ACC opener in December.

SERIES HISTORY

- Virginia Tech is 10-12 all-time against Georgia Tech in women's basketball in a series that dates back to 2003.
- The Hokies are 9-11 in conference play against the Yellow Jackets.
- In Atlanta, VT is 3-6 in the series.
- Tech has won three straight in the series and five of seven overall.
- The Hokies defeated Georgia Tech 87-69 at Cassell Coliseum last season.

TOP HOKIES STORYLINES AND NOTES

- Four Hokies average double figure scoring with Carleigh Wenzel (14.3) leading the pack. Rose Micheaux (11.8), Matilda Ekh (11.3) and Carys Baker (10.9) are also scoring 10+ per game.
- At Miami, sophomore Carys Baker recorded a career-high 23 points and seven 3-pointers to propel the Hokies to a comeback victory. The Canes held a 12-point lead in the third quarter before VT closed the game on a 33-17 run in 12:46.
- Tech came back from a 12-point third quarter deficit to defeat Miami. In the final 7:07 of game time, Miami scored three points, all from the free throw line.
- The Hokies' 10 steals in the game were a season-high.

ON THE HORIZON FOR THE HOKIES

- The Hokies will return home for three consecutive games at Cassell Coliseum against Wake Forest, Virginia and Louisville.

ABOUT OUR NAME

Our official name is Virginia Polytechnic Institute and State University, but using the full name is cumbersome. Thus, "Virginia Tech" is preferable in all but formal uses. When using the full name of the university, never use an ampersand instead of "and." Never use VPI&SU, VPI and SU, VA Tech, Va. Tech, or Virginia Tech University. "Tech" is acceptable after a first reference to "Virginia Tech," but it should not be used repeatedly or solely. "VT" is acceptable only in limited, informal situations. "VPI," which was the university's acronym/nickname from 1896 to 1970, should be used only in historical contexts. The same is true for "VAMC," the university's acronym/nickname before 1896.

QUICK FACTS

THE BASICS

University name: Virginia Tech

Location: Blacksburg, Va.

Founded: 1872

Enrollment: 38,000+

President: Dr. Timothy Sands

Director of Athletics: Whit Babcock

Nickname: Hokies

Colors: Chicago Maroon & Burnt Orange

Affiliation: NCAA Division 1

Conference: Atlantic Coast

FACILITY FACTS

Cassell Coliseum

Capacity: 8,925

Record in arena: 484-212 (.688)

TEAM INFORMATION

2023-24 Record: 25-8

Home/Away/Neutral: 16-1/6-5/3-2

Conference Record: 14-4

Home/Away: 8-1/6-3

Conference Finish: First

Conference Tournament: Quarterfinals

Starters returning/lost: 1/4

Letterwinners returning/lost: 5/5

Newcomers: 5

PROGRAM OVERVIEW

Total seasons: 49

First season: 1976-77

All-Time Record: 812-634

All-Time ACC Record: 121-198

All-Time ACC Record at home: 70-91

All-Time ACC Record on the road: 51-106

All-Time ACC Championships Record: 13-19

ACC Championship Game Apps: 1 (2023)

NCAA Tournament Appearances: 13

All-Time NCAA Tournament Record: 14-13

MEDIA INFORMATION

INTERVIEW POLICY

Gamedays: Head Coach Megan Duffy and select student-athletes will be available to the media after the game and following a 10-minute cooling off period. For home games at Cassell Coliseum, interviews with Coach Duffy and student-athletes will be conducted in person in the Cassell Coliseum Media Center.

Non-Gamedays: All interview requests for members of the program need to be arranged through the program's SID Carter Brown who can be reached via email at cart315@vt.edu. Coaches, staff members and student-athletes should never be contacted directly for interview opportunities.



2024-25 VIRGINIA TECH NUMERICAL ROSTER

No.	Name	Cl.	Pos.	Ht.	Hometown	High School/Previous School
0	Lani White	Jr.	G	6-0	Irvine, Calif.	Mater Dei/Utah
1	Carleigh Wenzel	r-So.	G	6-0	San Antonio, Texas	Antonian College Prep
2	Leila Wells	Fr.	G	5-9	Chelsea, Mich.	Chelsea
3	Mackenzie Nelson	r-Fr.	G	5-8	Greenwich, Ct.	St. Luke's
4	Rose Micheaux	Sr.	F	6-2	Wayne, Mich.	Wayne Memorial/Minnesota
10	Carys Baker	So.	F	6-2	West Hartford, Ct.	Loomis Chafee
11	Matilda Ekh	Jr.	G/F	6-2	Västerås, Sweden	Riksbasketgymnasiet Luleå/Mich. St.
12	Samyha Suffren	So.	G	5-8	Charlotte, N.C.	Cannon School
21	Myah Hazelton	Fr.	F	6-4	Baltimore, Md.	Sparrows Point
22	Ramiya White	Fr.	C	6-5	Louisville, Ky.	Butler Traditional High School
34	Kayl Petersen	Fr.	G/F	6-0	Waupun, Wisc.	Waupun

COACHING & SUPPORT STAFF

Head Coach: Megan Duffy (Notre Dame, 2002)

Record at VT: 10-4 (.714) (1st Year)

Overall Record: 164-70 (.700) (8th Year)

Associate Head Coach: Itoro Coleman (1st Year)

Assistant Coach: Sharnee Zoll-Norman (1st Year)

Assistant Coach: Jen Hoover (1st Year)

Strength & Conditioning: Greg Werner (9th Year)

Athletic Trainer: Erin Cash (9th Year)

Assistant AD, Chief of Staff: Meghin Williams (1st Year)

Director of Operations: Caitlyn Isler (1st Year)

Director of Video and Player Development: Jerod McCullen (1st Year)

Director of Recruiting and Player Personnel: Kathleen Doyle (1st Year)

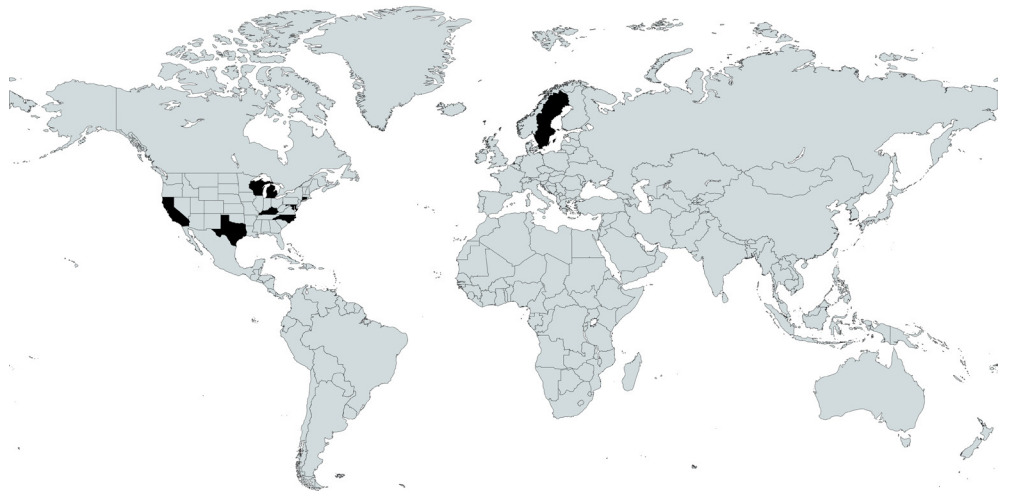
Director of Creative Media Design: Carson Henry (1st Year)

Graduate Assistant: Charlotte Lowndes (2nd Year)

PRONUNCIATION GUIDE

LANI White	Lah-knee
Carleigh WENZEL	When-zill
LEILA Wells	Lay-la
ROSE MICHEAUX	Me-shaw
CARYS Baker	Care-is
Matilda EKH	Eck
SUMYHA Suffren	Sum-my-uh
MYAH Hazelton	My-uh
RAMIYA Suffren	Ruh-my-uh
KAYL Petersen	Kale
ITORO Coleman	E-tore-uh
SHARNEE Zoll-Norman	Shar-nay

HOKIE HOMETOWNS: WHERE THE STUDENT-ATHLETES ARE FROM



NOTES ON THE HOKIES

PROFICIENT AT THE LONG BALL

- VT owns a 296-game streak of making a 3-point FG. The streak began on December 30, 2015 vs. Furman. It is the longest in program history since 3FG began in 1987.
- Tech's second-best streak was 87 straight contests (January 14, 1989 - January 25, 1992).
- When Tech played at Duke on Dec. 8, they made just one 3-pointer, the fewest in the program since a game vs. Pitt on Feb. 14, 2016 that the Hokies lost 59-48.

SCORING TRENDS FOR THE HOKIES IN 2024-25

- VT is 10-4 with one or more student-athletes scoring in double figures.
- VT is 10-4 with two or more student-athletes scoring in double figures.
- VT is 10-3 with three or more student-athletes scoring in double figures.
- VT is 8-2 with four or more student-athletes scoring in double figures.
- VT is 2-1 with five or more student-athletes scoring in double figures.
- VT is 0-0 with six or more student-athletes scoring in double figures.

SEC/ACC CHALLENGE TRIUMPH

- The Hokies won at Georgia 70-61 to capture their first win in the competition.
- VT would be the only ACC squad to win on the road in the two-day event.
- Tech trailed at the end of each of the first three quarters, and were down as many as seven points before earning the comeback victory, the first such win under Megan Duffy.

CARYS BAKER EARNS ALL-TOURNAMENT TEAM HONORS

- Following her 15-point outing against Michigan forward Carys Baker was named to the Fort Myers Tip-Off All-Tournament Team last weekend.
- In two games she averaged 13 points shooting better than 54% from the field and grabbing 5.5 rebounds. Against the Wolverines she recorded three steals, her career-high in that category for a game.

USBWA PLAYER OF THE WEEK ROSE MICHEAUX (NOV. 26)

- Micheaux averaged 17.5 points, 15.5 rebounds and 6.5 assists in Tech's two victories over Rutgers and Elon. She has also been extremely efficient, shooting 50% from the field and only owning two turnovers.
- She became the second player in program history to record a triple-double with her stellar performance Saturday vs. Elon. The senior from Wayne, Michigan had 19 points, 14 rebounds and a career-high 10 assists in the win over the Phoenix.
- She had three straight double-doubles for the first time since Jan. 12, 15 and 18 of 2023 when she played at Minnesota.

NOTES FROM THE OPENING NIGHT VICTORY OVER UNCW

- The Hokies scored 68 points in the paint which ranks second most all-time. The +38 in the paint is the sixth-best margin in that category in program history.

RECAPPING THE ALLY TIPOFF VS IOWA

- For the second straight season, Tech fell to Iowa in the Ally Tipoff at the Spectrum Center in Charlotte.
- The 19-point loss to Iowa was the worst regular-season defeat for the Hokies since Jan. 9, 2022 when Tech lost 71-46 at No. 19 UNC.

NOTES ON THE HOKIES

JANUARY 16 WILL BE LIZ KITLEY NIGHT IN CASSELL

- Legendary center Elizabeth Kitley will have her iconic number 33 jersey retired on January 16, 2025 when the Hokies play host to the Louisville Cardinals.
- Kitley, who played for five seasons, is the program's all-time leader in games started, minutes played, points scored and scoring average. She posted the most double figure scoring games in program history as well as field goals made, FG percentage, 30-point games and blocks. She holds the ACC record for rebounds (1,506) and double-doubles (76).
- In 2023-24 she led the Hokies to their first ACC regular-season title in program history, leading the league in scoring and rebounding en route to collecting her third consecutive ACC Player of the Year trophy. In addition, she earned first team All-ACC honors for the fourth time, All-Defensive Team accolades for the third time and was the Kay Yow Scholar Athlete of the Year for a third time.
- In each of the past three seasons, she has garnered AP All-America attention, culminating with her second team selection in 2024, the first time that a Hokie has earned that distinction twice. She was also a finalist for the Lisa Leslie Award, Wade Trophy and was a Wooden Award All-American.
- Off the court, she will be remembered for upholding the values of Virginia Tech and the spirit of Ut Prosim.

WHAT'S AT STAKE?

- Twice in the history of the program have the Hokies made four consecutive trips to the NCAA tournament (current streak from 2021-2024) and 2003-2006.
- A trip in 2025 would mark the first ever five-year run in the NCAA tournament for the Hokies.

WHO'S BACK FOR THE HOKIES?

- Six athletes: Carleigh Wenzel, Mackenzie Nelson, Rose Micheaux, Carys Baker, Matilda Ekh and Samyha Suffren return for the Hokies. Nelson earned a redshirt in 2023-24, while the other five combined to account for 52 starts and 31% of the team's scoring.
- The leading returning scorer is senior guard Matilda Ekh who averaged 10.4 ppg in her first season in Blacksburg. She shot nearly 44% from the field and better than 40% from beyond the arc making 78 of 193 attempts. In her career, Ekh, who surpassed the 1,000 career point milestone in the postseason, has made 216 triples at a rate of 39.4%.
- Tech fans will recognize two familiar faces on the bench in Greg Werner and Erin Cash, the program's strength and conditioning coach and athletic trainer respectively. The duo enter their ninth season on the sidelines in Blacksburg with the program.

A NEW ERA AT VIRGINIA TECH

- Tech's promising freshman class has big shoes to fill after the program graduated the most successful class in its history (Georgia Amoore class of 2024). She won 94 games, the most by any player who competed for four seasons at VT.
- The class of 2023 (Taylor Geiman, Cayla King and Elizabeth Kitley) won 90 games in their four undergraduate seasons. Those 90 wins rank fourth all-time amongst classes in program history, also trailing the class of 2001 (92) and 2002 (91).

CASSELL COLISEUM HAS BEEN ROCKIN'

- Last season featured the first regular season sellout of Cassell for a women's game ever. The Hokies went on to sell out seven games, including two in the NCAA championships.
- In total, it was the most attended season of VT women's basketball in the program's history with 112,914 fans cheering on the Hokies to a 16-1 record in the building.
- With a win over UNC on Senior Day, Tech recorded the third undefeated regular season at home in program history, joining the 1998-99 and 1993-94 teams as the few to have accomplished the feat.
- In the last two seasons, Tech is 32-2 (17-1 ACC) at home.
- In the last 51 home games, VT is 46-5 at Cassell.
- Cassell Coliseum figures to continue being an intimidating venue for opponents as season tickets sold out back in August.

THE START OF THE 2024-25 SEASON

- The defending ACC regular-season champions take to the floor under the direction of Head Coach Megan Duffy and her coaching staff that features three other women who played in the ACC and have professional playing experience.
- Tech's roster features 11 student-athletes, six of which were a part of the 2023-24 ACC regular-season championship winning team. Of the five newcomers, four are true freshmen and one, Lani White, is a transfer from Utah, where she played for the Utes for two seasons.
- The Hokies were selected 12th in the preseason ACC poll out of 18 in the expanded league setup that now includes Cal, Stanford and SMU.

THE ACC IN THE WOMEN'S FINAL FOUR

- VT became the first ACC team to make the Final Four other than Notre Dame and Louisville since 2016 (Syracuse) with their appearance in 2023.
- VT made its first appearance in the Final Four in 2023. The last team to make its first appearance in the Final Four was Arizona in 2021 (national runner up).
- NC State, who the Hokies swept last season, made the Final Four in 2024.

HOSTING COLLEGE GAMEDAY

- With College GameDay coming to campus for women's basketball in March of 2024, Virginia Tech joined UConn, LSU and Tennessee as the only schools in the country to host the show for both men's and women's basketball.
- VT is the only ACC venue to host the show for a women's game.
- Only LSU and Tennessee have had the opportunity to host MBB, WBB and football in addition to VT.

SCORING NOTES ON THE HOKIES' PROGRAM

- In the ACC era, VT WBB has scored 90 or more points on 29 occasions, winning each time, including six times in ACC play.
- The Hokies have gone over the century mark six times in that span, doing so once in ACC competition against Syracuse in February of 2022.
- Tech is 2-0 under Megan Duffy when scoring 90 or more.

TAKING ADVANTAGE OF THE CHARITY STRIPE

- Over the last two seasons, the Hokies have shot free throws at a clip of 76.6%, good for 37th-best in the country.
- Coach Duffy's Marquette teams have been even better, shooting 76.7% which ranks 35th.
- In 2024-25, the Hokies are 6th in the ACC at 74.4% from the stripe. That ranks 66th in the nation.

WHERE DO TECH CROWDS RANK NATIONALLY?

- Tech ranked 14th nationally in average attendance in 2023-24 at 6,642 trailing only Notre Dame (6,644) and Louisville (8,640) amongst ACC members.
- When considering arena capacity, Tech filled an average of 74% of the available seats, a mark that was eighth in the nation.

THE LANDSCAPE OF WOMEN'S COLLEGE BASKETBALL

- Of the 68 head coaches in the Power Four conferences, 51 are female including 14 of 18 in the ACC, 15 of 18 in the Big Ten, 10 of 16 in the Big 12 and 12 of 16 in the SEC.
- Virginia Tech and Head Coach Megan Duffy's staff is fairly unique, featuring an all-female coaching staff. Tech is one of four clubs in the ACC, joining Notre Dame, Stanford and Wake Forest as the only four in the conference to feature only women in coaching roles.
- The other Power Four schools that also have all female staffs are Maryland, Michigan, Wisconsin, Cincinnati and Georgia.

GETTING TO THE NEXT LEVEL

- VT is one of six programs in the country to have a WNBA Draft selection in each of the last three years joining Stanford, Tennessee, LSU, UConn and South Carolina.
- The Hokies have the most selections in the ACC in that period with four (Aisha Sheppard, Kayana Traylor, Taylor Soule and Elizabeth Kitley). Tech has four of the ACC's 13 selections since 2022.



2024-25 REGULAR SEASON STANDINGS

	TEAM	ACC	PCT	OVERALL
1.	Georgia Tech	3-0	1.000	15-0
	Florida State	3-0	1.000	13-2
	Notre Dame	3-0	1.000	12-2
	Duke	3-0	1.000	12-3
	NC State	3-0	1.000	11-3
6.	Clemson	3-1	.750	10-5
	Louisville	3-1	.750	10-5
8.	Cal	2-1	.500	14-2
	North Carolina	1-2	.500	13-3
	Virginia Tech	1-2	.500	10-4
11.	SMU	1-2	.333	9-6
	Virginia	1-2	.333	9-6
	Miami	1-3	.333	11-4
14.	Boston College	1-3	.000	10-7
	Stanford	0-3	.000	8-6
	Pitt	0-3	.000	8-8
	Wake Forest	0-3	.000	7-7
	Syracuse	0-3	.000	6-8

24-25 PREDICTED ORDER OF FINISH

	TEAM (FIRST-PLACE VOTES)	POINTS
1.	Notre Dame (70)	1726
2.	NC State (8)	1617
3.	Duke	1446
4.	Louisville	1370
5.	Florida State	1335
6.	North Carolina	1279
7.	Stanford (1)	1214
8.	Miami	883
9.	Virginia	877
10.	Georgia Tech	855
11.	Syracuse	801
12.	Virginia Tech	786
13.	Clemson	553
14.	Cal	546
15.	Boston College	533
16.	SMU	274
17.	Wake Forest	259
18.	Pitt	233

PRESEASON ALL-ACC TEAM

Ten-member Team

Hannah Hidalgo, Notre Dame (62)
Ta'Niya Latson, Florida State (9)
Saniya Rivers, NC State (2)
Aziaha James, NC State (1)
Olivia Miles, Notre Dame (4)
Sonia Citron, Notre Dame
Makayla Timpson, Florida State
Alyssa Ustby, North Carolina
Reigan Richardson, Duke
Kymora Johnson, Virginia (1)

PRESEASON ACC PLAYER OF THE YEAR

Hannah Hidalgo, Notre Dame

NEWCOMER WATCH LIST

Toby Fournier, Duke
Imari Berry, Louisville
Kate Koval, Notre Dame
Zamareya Jones, NC State
Liza Karlen, Notre Dame

CAREER GAMES STARTED

	Streak	24-25	Career	ACC
Carys Baker	14	14	14	3
Matilda Ekh ¹	50	14	104	21
Myah Hazelton	0	0	0	0
Rose Micheaux ²	14	14	78	9
Mackenzie Nelson	0	1	1	1
Kayl Petersen	0	0	0	0
Samyha Suffren	0	0	0	0
Leila Wells	0	0	0	0
Carleigh Wenzel	14	14	15	4
Lani White ³	4	13	13	2
Ramiya White	0	0	0	0

¹ includes games played for Michigan State

² includes games played for Minnesota

³ includes games played for Utah

NON-CONFERENCE BREAKDOWN

Team	NET	Result
UNC Wilmington	278	W, 99-57
Iowa	30	L, 52-71
UNC Asheville	348	W, 85-62
Coppin State	161	W, 86-51
Rutgers	131	W, 91-80
Elon	247	W, 87-69
Davidson	98	W, 79-50
Michigan	27	L, 65-76
Georgia	133	W, 70-61
Radford	329	W, 73-34
Campbell	198	W, 81-46



THE NATIONAL POLLS

AP Top 25

RK	TEAM	REC	PTS	TREND
1	UCLA (30)	15-0	798	-
2	South Carolina	14-1	760	-
3	Notre Dame (2)	12-2	732	-
4	USC	14-1	694	-
5	Texas	15-1	651	-
6	LSU	17-0	624	-
7	UConn	13-2	611	-
8	Maryland	14-0	608	-
9	Ohio State	14-0	512	↑1
10	Oklahoma	13-2	490	↓1
11	TCU	15-1	488	-
12	Kansas State	15-1	462	-
13	Georgia Tech	15-0	423	-
14	Duke	12-3	368	-
15	Kentucky	13-1	359	↑1
16	Tennessee	13-1	316	↓1
17	West Virginia	12-2	261	↑1
18	Alabama	15-1	247	↑1
19	North Carolina	13-3	241	↓2
20	Michigan State	12-2	187	↑1
21	NC State	11-3	178	↑1
22	Utah	12-2	99	↑4
23	Iowa	12-3	86	-
24	California	14-2	74	↓4
25	Michigan	10-4	56	↓1

Coaches Poll

RK	TEAM	REC	PTS	TREND
1	UCLA (31)	15-0	775	-
2	South Carolina	14-1	741	-
3	Notre Dame	12-2	694	-
4	LSU	17-0	659	-
5	USC	14-1	654	-
6	Texas	15-1	630	-
7	Maryland	14-0	590	-
8	UConn	13-2	550	-
9	Ohio State	14-0	534	-
10	Kansas State	15-1	480	↑1
11	Oklahoma	13-2	448	↓1
12	TCU	15-1	444	-
13	Georgia Tech	15-0	405	↑1
14	Duke	12-3	347	↑1
15	Tennessee	13-1	341	↓2
16	Kentucky	13-1	317	-
17	West Virginia	12-2	263	↑1
18	North Carolina	13-3	230	↓1
19	Alabama	15-1	215	↑1
19	NC State	11-3	215	-
21	Michigan State	12-2	163	-
22	Utah	12-2	86	↑4
23	Iowa	12-3	82	↓1
24	Florida State	13-2	58	↑2
25	California	14-2	43	↓2

TRACKING TECH

Date	AP	Coaches
Preseason	NR	RV
Nov. 11/12	NR	NR
Nov. 18/19	NR	NR
Nov. 25/26	NR	NR
Dec. 2/3	NR	NR
Dec. 9/10	NR	NR
Dec. 16/17	NR	NR
Dec. 23/24	NR	NR
Dec. 30/31	NR	NR

TECH'S HISTORY IN THE AP POLL

- Prior to the start of the 2024-25 season, the Hokies had been ranked in 41 consecutive AP polls. That stretch is a program record for consecutive polls ranked, eclipsing the 19-week streak from Dec. 7, 1998 - Dec. 6, 1999.
- The Hokies' No. 4 ranking earned on March 6, 2023 is the highest in program history.
- The Feb. 26, 2024 ranking of fifth is the highest earned during a regular season in program history.
- The No. 8 ranking to start the 2024 season represented the highest preseason ranking in program history.

MILESTONES ACHIEVED IN THE 2023-24 SEASON

DOMINANT DISPLAY IN ACC OPENER

- Tech opened ACC play with a lopsided 91-41 victory over visiting Pitt. The game saw several VT records set.
- The Hokies won by 50, a program record for an ACC game.
- Tech scored 91 points, a record for an ACC game at Cassell.
- VT scored 57 points in the second half, the most in a half in an ACC game in program history.
- It was the first time that six Hokies scored in double figures in an ACC game.

HOME COURT ADVANTAGE

- During the 2023 calendar year, Tech went 17-0 at home on Carilion Clinic Court at Cassell Coliseum, just the second time ever that the program went undefeated at home in a calendar year.
- Nine of those wins came against ACC competition, the longest such winning streak in program history.
- On Jan. 7, 2024 the Hokies had the first regular season sellout in program history as the capacity crowd of 8,925 cheered the Hokies on to a 63-62 victory over No. 3 NC State.

ANOTHER TOP FIVE WIN AT CASSELL

- The win over the Wolfpack was the program's second ever AP top 5 win at home.
- The first came on Jan. 28 against the second-ranked NC State Wolfpack in an overtime contest that the Hokies won 83-71.

AHEAD OF THE PACK OF LATE

- VT is 6-26 all-time against NC State in a series dating back to 1980.
- Five of those victories have come in the last four seasons.
- Tech has won each of the last four games against the Wolfpack including the first ever win in Raleigh at Reynolds Coliseum and the first ever season sweep of the Pack. VT has done that twice in two seasons now.

NOTES FROM THE SWEEP OF NC STATE

- The Hokies defeated the Wolfpack for the fourth consecutive time with a 72-61 victory. As a program all-time, Tech has three wins over an AP top 3 team, all against NC State in the past four seasons.

THE PERFECT START TO LEAGUE PLAY

- For the first time in program history, the Hokies began the ACC slate 4-0 after defeating Pitt, Wake Forest, NC State and Miami.

CASSELL FIELD GOAL RECORD FALLS

- Against Clemson on Jan. 21 Kitley scored 15 field goals, setting the program record for the most in a single game at Cassell. She broke her own record of 14 that she had set in 2020.
- She then scored 15 against UVA on Feb. 1.

FOURTEEN ACC DUBS (AGAIN)

- The Hokies have gone 14-4 in consecutive seasons in ACC play. In 2023, that was good for a second place finish, in 2024, VT won the league outright.

MORE NOTES, TRENDS

HOKIES HAVE RECENT SUCCESS

- In the last three seasons, Tech has gone 41-13 in the league and 25-2 at home in ACC play, both the best marks in the conference.
- The Hokies are keeping pace with historic programs in terms of hardware haul as well, as in the last three seasons, Tech, Notre Dame and NC State have each won one regular-season crown and one ACC Championship banner.
- In 2023 Tech won the ACC Championship for the first time in program history and carried that momentum all the way to the Final Four.
- In 2023-24, the Hokies were the ACC regular-season champs, winning by a game over NC State, Syracuse and Notre Dame.

HOKIES BRING LARGE CROWDS WITH THEM

- The Hokies attracted large crowds everywhere they went this season. On average, in Tech's 11 road games last season the attendance was 133% better than the season average when the Hokies were in town.
- The highest single game increase was at Virginia (248%), while the Syracuse game was also north of 200%.

NEW FOES JOIN THE CONFERENCE

- With Cal, SMU and Stanford joining the ACC, the league now has 18 members.
- VT has played SMU twice, going 1-1, with the most recent meeting taking place in 2008.
- Neither Cal or Stanford has appeared on the Hokies' schedule prior to this season.

ON THE HEAD COACHES IN THE ACC

- With the additions of Cal, SMU and Stanford the ACC now has 18 member institutions for the first time. With the new schedule model, each school will play the other 17 schools once and one school twice per season.
- Six of the league coaches played at current ACC institutions (Cal, FSU, ND, Stanford, Syracuse and VT)
- Four coaches coach at their alma mater (FSU, ND, Stanford, Syracuse).
- Four coaches are new to their school this year (Clemson, Miami, Stanford and VT).
- Only three coaches of a current ACC school have been in their position for longer than five years (BC, Louisville and NC State).
- Heading into the season, Coach Duffy's .700 winning percentage is the fifth-best amongst the 18 head coaches in the league (Jeff Walz .775, Wes Moore .764, Niele Ivey .736, Shawn Poppie .727).

LANI WHITE

JUNIOR 6-FOOT-0 GUARD

Irvine, Calif. (Mater Dei) • Major is consumer studies

#0



SEASON HIGHS

Points:	23, vs. Radford (12/15/24)
Rebounds	6, vs. Campbell (12/21/24)
Assists	3 (2x), last vs. FSU (1/2/25)
Steals	1, vs. Coppin State (11/16/24)
Blocks	1, vs. Elon (11/23/24)
FG Made	7, vs. Radford (12/15/24)
3-Pointers	3 (2x), last vs. Radford (12/15/24)
Free Throws	6, vs. Radford (12/15/24)
Minutes	30:25, vs. Radford (12/15/24)

CAREER HIGHS

Points:	23, vs. Radford (12/15/24)
Rebounds	5 (2x), last vs. Michigan (11/30/24)
Assists	4, vs. Alaska Anchorage (11/18/23)
Steals	3, vs. Miss. Valley (11/6/23)
Blocks	1 (6x), last vs. South Dakota St. (3/23/24)
FG Made	7, vs. Radford (12/15/24)
3-Pointers	3 (3x), last vs. Radford (12/15/24)
Free Throws	6, vs. Radford (12/15/24)
Minutes	30:25, vs. Radford (12/15/24)

ACC HIGHS

Points:	10, vs. FSU (1/2/25)
Rebounds	2, vs. FSU (1/2/25)
Assists	3, vs. FSU (1/2/25)
Steals	-
Blocks	-
FG Made	4, vs. FSU (1/2/25)
3-Pointers	-
Free Throws	2, vs. FSU (1/2/25)
Minutes	23:46, vs. FSU (1/2/25)

PRODUCTION TRACKER

	2024-25	Career
Scored 10+ Points	5	11
Scored 20+ Points	1	1
Scored 30+ Points	0	0
Led Tech in Scoring	2	2
Made 5+ 3FGs	0	0
Led Tech in 3FGM	1	1
Shot over 40% on 3FG (min. 4 attempts)	1	4
Had a Double-Double	0	0
Had 5+ Assists	0	0
Had Multiple Steals	0	5

2024-25 SEASON (JUNIOR)

- Made her VT debut starting the season opener vs. UNCW Nov. 4. She scored six points against the Seahawks.
- Scored in double figures for the first time as a Hokie vs. Coppin State Nov. 16.
- Recorded 10 points in the opening game of the Fort Myers Tip-Off against Davidson.
- Pulled down a career-high five rebounds vs. Michigan.
- **Went 3-4 from deep against Georgia after going 3-9 in the first eight games of the season.**
- **Scored a career-high 23 points vs. Radford. Made all three 3FG attempts in the game.**

2023-24 SEASON (SOPHOMORE AT UTAH)

- Scored a career-high 15 points vs. Mississippi Valley State (11/6/23).
- Scored in double figures three times on the season.
- Hit a career-high three made 3's vs. Southern Utah (12/16/23).
- Recorded a career-high five rebounds on three different occasions.
- Saw action in Utah's NCAA first round win over South Dakota State (3/23/24).

2022-23 SEASON (FRESHMAN AT UTAH)

- Appeared in 23 games and averaged 9.7 minutes, 3.3 points and 1.8 rebounds.
- Made her collegiate debut in the season opener against Idaho.
- Scored 11 points going 4-6 from the field including two 3's against Washington.
- Scored in double figures three times.
- Had a career-high three assists vs. California.

2024-25 GAME-BY-GAME STATS

OPPONENT	DATE	GP	GS	MIN	FG-FGA	PCT	3FG-FGA	PCT	FT-FTA	PCT	OFF	DEF	TOT	A	T/O	BLK	STL	PTS
UNC Wilmington	Nov. 4	Y	Y	19:27	3-8	.375	0-2	.000	0-0	.000	1	3	4	2	2	0	0	6
vs. Iowa	Nov. 10	Y	Y	16:54	0-4	.000	0-1	.000	0-0	.000	0	1	1	0	2	0	0	0
UNC Asheville	Nov. 13	Y	Y	13:55	1-4	.250	0-0	.000	2-4	.500	0	1	1	1	1	0	0	4
Coppin State	Nov. 16	Y	Y	29:13	3-4	.750	2-2	1.000	2-2	1.000	0	4	4	1	2	0	1	10
Rutgers	Nov. 19	Y	Y	14:38	3-6	.500	0-2	.000	0-0	.000	1	0	1	1	3	0	0	6
Elon	Nov. 23	Y	Y	22:55	2-7	.285	1-1	1.000	2-2	1.000	0	4	4	0	2	1	0	7
vs. Davidson	Nov. 29	Y	Y	23:00	4-7	.571	0-0	.000	2-5	.500	0	2	2	1	1	0	0	10
vs. Michigan	Nov. 30	Y	Y	27:52	2-6	.333	0-1	.000	0-0	.000	2	3	5	1	1	0	0	4
at Georgia	Dec. 4	Y	Y	17:35	4-6	.666	3-4	.750	3-3	1.000	1	2	3	3	1	0	0	14
at No. 8 Duke*	Dec. 8	Y	N	17:26	3-4	.750	0-0	.000	1-1	1.000	0	1	1	0	2	0	0	7
Radford	Dec. 15	Y	Y	30:25	7-10	.700	3-3	1.000	6-8	.750	1	2	3	1	2	0	0	23
Campbell	Dec. 21	Y	Y	28:43	2-9	.222	1-3	.333	4-4	1.000	1	5	6	1	1	0	0	9
Florida State*	Jan. 2	Y	Y	23:46	4-6	.666	0-2	.000	2-2	1.000	0	2	2	3	3	0	0	10
at Miami*	Jan. 5	Y	Y	28:26	2-6	.333	0-2	.000	0-0	.000	1	2	3	3	2	0	1	4
at Georgia Tech*	Jan. 9																	
Wake Forest*	Jan. 12																	
Virginia*	Jan. 16																	
Louisville*	Jan. 19																	
at Pitt*	Jan. 23																	
at NC State*	Jan. 26																	
Notre Dame*	Jan. 30																	
SMU*	Feb. 2																	
Syracuse*	Feb. 6																	
at Virginia*	Feb. 9																	
at North Carolina*	Feb. 13																	
Stanford*	Feb. 20																	
Cal*	Feb. 23																	
at Boston College*	Feb. 27																	
at Clemson*	March 2																	

WHITE, Lani

SEASON	TEAM	GP-GS	MIN/AVG	Field Goals		3-Point		F-Throws		Rebounds				Scoring						
				FG-FGA	FG%	3FG-3FGA	3FG%	FT-FTA	FT%	OFF	DEF	TOT	AVG	PF-FO	A	TO	BLK	STL	PTS	AVG
2022-23	Utah	23-0	223/9.7	27-55	.491	12-27	.444	11-17	.647	7	34	41	1.8	20-0	15	14	0	9	77	3.3
2023-24	Utah	34-0	362/10.6	30-90	.333	14-62	.226	10-15	.667	12	49	61	1.8	27-0	21	19	6	14	84	2.5
2024-25	VT	14-13	314/22.4	40-87	.460	10-23	.435	24-30	.800	8	32	40	2.9	18-0	18	25	2	4	114	8.1
TOTAL FOR VT		14-13	314/22.4	40-87	.460	10-23	.435	24-30	.800	8	32	40	2.9	18-0	18	25	2	4	114	8.1
TOTAL		71-13	899/12.7	97-232	.418	36-112	.321	45-62	.726	27	115	142	2.0	65-0	54	58	8	27	275	3.9

CARLEIGH WENZEL

R-SOPHOMORE 6-FOOT-0 GUARD

San Antonio, Texas (Antonian College Prep) • Major is criminology

#1



SEASON HIGHS

Points:	25, vs. UNCA (11/13/24)
Rebounds	8, vs. UNCA (11/13/24)
Assists	5 (3x), last at Georgia (12/4/24)
Steals	5, vs. Rutgers (11/19/24)
Blocks	2 (3x), last at Miami (1/5/25)
FG Made	8 (2x), last vs. Radford (12/15/24)
3-Pointers	6, vs. Radford (12/15/24)
Free Throws	9, vs. UNCA (11/13/24)
Minutes	32:48, vs. Rutgers (11/19/24)

CAREER HIGHS

Points:	25, vs. UNCA (11/13/24)
Rebounds	8, vs. UNCA (11/13/24)
Assists	7, vs. Marshall (3/22/24)
Steals	3, vs. UNCA (11/13/24)
Blocks	4, vs. High Point (11/6/23)
FG Made	8, vs. UNCA (11/13/24)
3-Pointers	3, vs. Rutgers (11/19/24)
Free Throws	9, vs. UNCA (11/13/24)
Minutes	32:48, vs. Rutgers (11/19/24)

ACC HIGHS

Points:	19, at Duke (12/8/24)
Rebounds	6 (2x), last vs NCSU (1/7/24)
Assists	4 (3x), last at Cuse (1/28/24)
Steals	2 (4x), last at NCSU (2/8/24)
Blocks	2 (2x), last at Miami (1/5/25)
FG Made	7, at Duke (12/8/24)
3-Pointers	2 (3x), last vs. FSU (1/2/25)
Free Throws	6, at Miami (1/5/25)
Minutes	31:09, at Duke (12/8/24)

PRODUCTION TRACKER

	2024-25	Career
Scored 10+ Points	11	15
Scored 20+ Points	2	2
Scored 30+ Points	0	0
Led Tech in Scoring	4	4
Made 5+ 3FGs	0	0
Led Tech in 3FGM	7	7
Shot over 40% on 3FG (min. 4 attempts)	2	2
Had a Double-Double	0	0
Had 5+ Assists	3	6
Had Multiple Steals	4	8

2024-25 SEASON (R-SOPHOMORE)

- Set a career-high with 14 points in the opener vs. UNCW. Also added five boards and five assists.
- Scored 25 points and had eight boards vs. UNCA, setting career marks.
- **Has scored in double figures in 11 of 14 games this season.**
- **Scored 19 points at No. 8 Duke, the most she has scored in an ACC contest in her career.**
- **Scored 22 vs. Radford and made six 3-pointers, the most in a single game in her career.**

2023-24 SEASON (R-FRESHMAN)

- Saw her first collegiate action in the opener vs. High Point.
- Recorded her first double figure scoring game vs. Iowa in the Ally Tipoff (11 points on 4-4 shooting)
- Helped close the NC State game and had a team-best +12 plus/minus in the game.
- Played for 31 minutes vs. Miami chipping in with four points, three rebounds, four assists and two steals.
- Made her first career start in the win over Clemson on Jan. 21. She had seven points and four assists.
- Became the third Hokie to ever post 12 points, seven assists, six rebounds and two blocks in a single contest vs. Marshall in the first round of the NCAA tournament.

2022-23 SEASON (FRESHMAN)

- Earned a redshirt her first year on campus.

2024-25 GAME-BY-GAME STATS

OPPONENT	DATE	GP	GS	MIN	FG-FGA	PCT	3FG-FGA	PCT	FT-FTA	PCT	OFF	DEF	TOT	A	T/O	BLK	STL	PTS
UNC Wilmington	Nov. 4	Y	Y	20:34	5-9	.555	1-2	.500	3-5	.600	0	5	5	5	2	2	0	14
vs. Iowa	Nov. 10	Y	Y	26:40	5-13	.384	1-5	.200	3-4	.750	0	7	7	1	6	0	0	14
UNC Asheville	Nov. 13	Y	Y	30:44	8-14	.571	0-1	.000	9-10	.900	2	6	8	2	4	1	3	25
Coppin State	Nov. 16	Y	Y	20:16	4-7	.571	1-3	.333	3-6	.500	0	3	3	2	4	0	1	12
Rutgers	Nov. 19	Y	Y	32:48	4-17	.235	3-6	.500	8-10	.800	1	2	3	3	2	0	5	19
Elon	Nov. 23	Y	Y	28:34	2-10	.200	1-4	.250	6-8	.750	0	2	2	3	4	0	1	11
vs. Davidson	Nov. 29	Y	Y	20:54	1-7	.142	1-3	.333	4-4	1.000	0	4	4	4	1	0	2	7
vs. Michigan	Nov. 30	Y	Y	32:18	3-12	.250	2-7	.285	6-6	1.000	0	2	2	5	3	0	3	14
at Georgia	Dec. 4	Y	Y	26:60	1-5	.200	0-2	.000	3-4	.750	1	4	5	5	6	0	0	5
at No. 8 Duke*	Dec. 8	Y	Y	31:09	7-17	.411	1-3	.333	4-7	.571	0	3	3	1	8	0	0	19
Radford	Dec. 15	Y	Y	26:10	8-15	.533	6-8	.750	0-0	.000	0	3	3	1	3	0	1	22
Campbell	Dec. 21	Y	Y	19:02	3-8	.375	2-4	.500	1-2	.500	0	1	1	5	3	1	2	9
Florida State*	Jan. 2	Y	Y	29:49	4-15	.266	2-6	.333	2-2	1.000	0	2	2	2	11	2	0	12
at Miami*	Jan. 5	Y	Y	35:03	5-15	.333	1-5	.200	6-6	1.000	1	2	3	3	2	2	0	17
at Georgia Tech*	Jan. 9																	
Wake Forest*	Jan. 12																	
Virginia*	Jan. 16																	
Louisville*	Jan. 19																	
at Pitt*	Jan. 23																	
at NC State*	Jan. 26																	
Notre Dame*	Jan. 30																	
SMU*	Feb. 2																	
Syracuse*	Feb. 6																	
at Virginia*	Feb. 9																	
at North Carolina*	Feb. 13																	
Stanford*	Feb. 20																	
Cal*	Feb. 23																	
at Boston College*	Feb. 27																	
at Clemson*	March 2																	

WENZEL, Carleigh

SEASON TEAM	GP-GS	MIN/AVG	Field Goals		3-Point		F-Throws		Rebounds				Scoring						
			FG-FGA	FG%	3FG-3FGA	3FG%	FT-FTA	FT%	OFF	DEF	TOT	AVG	PF-FO	A	TO	BLK	STL	PTS	AVG
2023-24 VT	33-1	566/17.1	44-114	.386	15-49	.306	35-46	.761	10	67	77	2.3	56-1	51	42	13	15	138	4.2
2024-25 VT	14-14	381/27.2	60-164	.366	22-59	.373	58-74	.784	5	46	51	3.6	28-0	42	59	10	18	200	14.3
TOTAL	47-15	947/20.1	104-278	.374	37-108	.343	93-120	.775	15	113	128	2.7	84-1	93	101	23	33	338	7.2

LEILA WELLS

FRESHMAN 5-FOOT-9 GUARD

Chelsea, Mich. (Chelsea) • Major is biomedical engineering

#3



SEASON HIGHS

Points:	5 (3x), last vs. Campbell (12/21/24)
Rebounds	3, vs. Radford (12/15/24)
Assists	2 (2x), last vs. Campbell (12/21/24)
Steals	1 (2x), last vs. Michigan (11/30/24)
Blocks	1 (2x), last vs. FSU (1/2/25)
FG Made	2 (3x), last vs. Davidson (11/29/24)
3-Pointers	1 (6x), last at Miami (1/5/25)
Free Throws	3, vs. Michigan (11/30/24)
Minutes	20:28, vs. Campbell (12/21/24)

CAREER HIGHS

Points:	Same
Rebounds	Same
Assists	Same
Steals	Same
Blocks	Same
FG Made	Same
3-Pointers	Same
Free Throws	Same
Minutes	Same

ACC HIGHS

Points:	3, at Miami (1/5/25)
Rebounds	1, vs. FSU (1/2/25)
Assists	-
Steals	-
Blocks	1, vs. FSU (1/2/25)
FG Made	1, at Miami (1/5/25)
3-Pointers	1, at Miami (1/5/25)
Free Throws	-
Minutes	12:32, vs. FSU (1/2/25)

PRODUCTION TRACKER

	2024-25	Career
Scored 10+ Points	0	0
Scored 20+ Points	0	0
Scored 30+ Points	0	0
Led Tech in Scoring	0	0
Made 5+ 3FGs	0	0
Led Tech in 3FGM	1	1
Shot over 40% on 3FG (min. 4 attempts)	0	0
Had a Double-Double	0	0
Had 5+ Assists	0	0
Had Multiple Steals	0	0

2024-25 SEASON (FRESHMAN)

- Made her debut Nov. 4 scoring a 3-point field goal against UNC Wilmington.
- Scored career-high five points vs. Elon.

PRIOR TO TECH (CHELSEA HIGH)

- A native of Chelsea, Mich., she was a two-time all-state player and 1,000-point scorer at Chelsea High School.
- The Detroit Free Press rated her as the No. 5 player in the state of Michigan.
- She scored a program-record 37 points in a single contest and is the school's all-time leading scorer.
- Wells played with Legends U on the AAU circuit with several teammates who went to D1 schools.
- "Leila brings an incredible toughness and hard-nosed mentality," Coach Duffy said of Wells when she signed with initially signed her letter of intent. "She's been the glue on her AAU Team Legends U with her ability to impact winning. Leila can wreak havoc on the defensive end and single handedly change the tempo of a game. Fans will love her ability to knock down the three and use her dynamic athleticism to get downhill."

MISC.

- 100m hurdle champion in the state of Michigan in 2022.

2024-25 GAME-BY-GAME STATS

OPPONENT	DATE	GP	GS	MIN	FG-FGA	PCT	3FG-FGA	PCT	FT-FTA	PCT	OFF	DEF	TOT	A	T/O	BLK	STL	PTS
UNC Wilmington	Nov. 4	Y	N	8:16	1-3	.333	1-2	.500	0-0	.000	0	0	0	1	1	0	0	3
vs. Iowa	Nov. 10	Y	N	3:55	0-2	.000	0-1	.000	0-0	.000	0	0	0	0	0	0	0	0
UNC Asheville	Nov. 13	Y	N	7:56	1-2	.000	0-1	.000	0-0	.000	0	1	1	0	0	0	0	2
Coppin State	Nov. 16	Y	N	6:20	1-2	.500	1-2	.500	0-0	.000	0	0	0	2	0	0	0	3
Rutgers	Nov. 19	DNP																
Elon	Nov. 23	Y	N	4:49	2-3	.666	0-0	.000	1-1	1.000	0	1	1	1	1	0	0	5
vs. Davidson	Nov. 29	Y	N	13:50	2-3	.666	1-2	.500	0-0	.000	0	2	2	1	1	0	1	5
vs. Michigan	Nov. 30	Y	N	2:20	0-0	.000	0-0	.000	3-4	.750	0	0	0	0	0	0	1	3
at Georgia	Dec. 4	DNP																
at No. 8 Duke*	Dec. 8	DNP																
Radford	Dec. 15	Y	N	15:14	1-3	.333	1-1	1.000	0-0	.000	1	2	3	1	1	1	0	3
Campbell	Dec. 21	Y	N	20:28	2-4	.500	1-3	.333	0-0	.000	0	0	0	2	3	0	0	5
Florida State*	Jan. 2	Y	N	12:32	0-3	.000	0-2	.000	0-0	.000	0	1	1	0	0	1	0	0
at Miami*	Jan. 5	Y	N	7:06	1-1	1.000	1-1	1.000	0-0	.000	1	0	1	0	0	0	0	3
at Georgia Tech*	Jan. 9																	
Wake Forest*	Jan. 12																	
Virginia*	Jan. 16																	
Louisville*	Jan. 19																	
at Pitt*	Jan. 23																	
at NC State*	Jan. 26																	
Notre Dame*	Jan. 30																	
SMU*	Feb. 2																	
Syracuse*	Feb. 6																	
at Virginia*	Feb. 9																	
at North Carolina*	Feb. 13																	
Stanford*	Feb. 20																	
Cal*	Feb. 23																	
at Boston College*	Feb. 27																	
at Clemson*	March 2																	

WELLS, Leila

SEASON	TEAM	GP-GS	MIN/AVG	Field Goals		3-Point		F-Throws		Rebounds				Scoring						
				FG-FGA	FG%	3FG-3FGA	3FG%	FT-FTA	FT%	OFF	DEF	TOT	AVG	PF-FO	A	TO	BLK	STL	PTS	AVG
2024-25	VT	11-0	103/9.3	11-26	.423	6-15	.400	4-5	.800	2	7	9	0.8	9-0	8	7	2	3	32	2.9
TOTAL		11-0	103/9.3	11-26	.423	6-15	.400	4-5	.800	2	7	9	0.8	9-0	8	7	2	3	32	2.9

MACKENZIE NELSON

R-FRESHMAN 5-FOOT-8 GUARD

Greenwich, Ct. (St. Luke's) • Major is exercise and health studies

#3



SEASON HIGHS

Points:	14, vs. Campbell (12/21/24)
Rebounds	6, vs. UNCW (11/4/24)
Assists	9, vs. Radford (12/15/24)
Steals	4, vs. UNCW (11/4/24)
Blocks	1, vs. UNCW (11/4/24)
FG Made	5 (2x), last vs. Campbell (12/21/24)
3-Pointers	1 (2x), last vs. Davidson (11/29/24)
Free Throws	5, vs. FSU (1/2/25)
Minutes	28:22, vs. Campbell (12/21/24)

CAREER HIGHS

Points:	Same
Rebounds	Same
Assists	Same
Steals	Same
Blocks	Same
FG Made	Same
3-Pointers	Same
Free Throws	Same
Minutes	Same

ACC HIGHS

Points:	9, vs. FSU (1/2/25)
Rebounds	1 (2x), last vs. FSU (1/2/25)
Assists	2, vs. FSU (1/2/25)
Steals	3, at Miami (1/5/25)
Blocks	-
FG Made	2, vs. FSU (1/2/25)
3-Pointers	-
Free Throws	5, vs. FSU (1/2/25)
Minutes	20:06, vs. FSU (1/2/25)

PRODUCTION TRACKER

	2024-25	Career
Scored 10+ Points	2	2
Scored 20+ Points	0	0
Scored 30+ Points	0	0
Led Tech in Scoring	0	0
Made 5+ 3FGs	0	0
Led Tech in 3FGM	0	0
Shot over 40% on 3FG (min. 4 attempts)	0	0
Had a Double-Double	0	0
Had 5+ Assists	3	3
Had Multiple Steals	5	5

NICKNAME

- Goes by Mackie

2024-25 SEASON (R-FRESHMAN)

- Came off the bench in her collegiate debut and stuffed the stat sheet with six points, six rebounds, four assists and four steals in 22+ minutes of action.
- Drew three charges vs. UNC Asheville.
- Had five assists in the win over Coppin State.
- **Scored in double figures for the first time against Elon Nov. 23. She had 12 points (5-7 FG).**
- **Made her first career start Dec. 8 at No. 8 Duke.**
- **Dished out a career-high nine assists in the win over Radford.**
- **Scored 14 points vs. Campbell and made all five FG attempts.**

2023-24 SEASON (FRESHMAN)

- Earned a redshirt her first year on campus.

PRIOR TO TECH (ST. LUKE'S)

- Ranked 65 in 2023 ESPN HoopGurlz recruiting rankings.
- Played club ball for Team Exodus NYC EYBL. Made it to the 2022 EYBL finals and scored 18 points in the game.
- Played for St. Luke's for three seasons, where she was a captain each year. Led her team to NEPSAC championship game where she scored 45 points. Scored 1,000 points her senior season and was FAA All-First Team, All-NEPSAC and was the Connecticut Gatorade Player of the Year. Nelson was selected to be a part of the Jr. NBA Court of Leaders. Also played soccer for two seasons.
- Played for Greenwich for one season with coach Chrys Hernandez. She was first team All-State as a freshman. Totaled 530 points, 136 rebounds and 89 steals in 23 games.

PERSONAL

- Daughter of Robbie and Drury Nelson

2024-25 GAME-BY-GAME STATS

OPPONENT	DATE	GP	GS	MIN	FG-FGA	PCT	3FG-FGA	PCT	FT-FTA	PCT	OFF	DEF	TOT	A	T/O	BLK	STL	PTS
UNC Wilmington	Nov. 4	Y	N	22:10	3-3	1.000	0-0	.000	0-0	.000	0	6	6	4	0	1	4	6
vs. Iowa	Nov. 10	Y	N	28:12	2-6	.333	1-3	.333	0-0	.000	0	1	1	0	4	0	2	5
UNC Asheville	Nov. 13	Y	N	25:22	1-1	1.000	0-0	.000	0-0	.000	0	2	2	2	4	0	2	2
Coppin State	Nov. 16	Y	N	26:08	3-4	.750	0-1	.000	0-2	.000	0	1	1	5	1	0	3	6
Rutgers	Nov. 19	Y	N	20:11	3-3	1.000	0-0	.000	2-3	.666	0	1	1	2	2	0	2	8
Elon	Nov. 23	Y	N	25:05	5-7	.714	0-1	.000	2-2	1.000	0	1	1	1	1	0	2	12
vs. Davidson	Nov. 29	Y	N	24:44	2-3	.666	1-1	1.000	2-2	1.000	0	1	1	4	3	0	1	7
vs. Michigan	Nov. 30	Y	N	13:23	0-0	.000	0-0	.000	0-0	.000	0	0	0	3	2	0	0	0
at Georgia	Dec. 4	Y	N	19:09	0-4	.000	0-1	.000	2-2	1.000	0	3	3	4	1	0	2	2
at No. 8 Duke*	Dec. 8	Y	Y	20:01	1-4	.250	0-0	.000	0-0	.000	1	0	1	1	1	0	1	2
Radford	Dec. 15	Y	N	26:37	1-4	.250	0-2	.000	0-0	.000	0	5	5	9	3	0	0	2
Campbell	Dec. 21	Y	N	28:22	5-5	1.000	0-0	.000	4-6	.666	0	5	5	5	2	0	0	14
Florida State*	Jan. 2	Y	N	20:06	2-7	.285	0-0	.000	5-6	.833	0	1	1	2	4	0	0	9
at Miami*	Jan. 5	Y	N	20:51	0-3	.000	0-2	.000	2-2	1.000	0	1	1	4	2	0	3	2
at Georgia Tech*	Jan. 9																	
Wake Forest*	Jan. 12																	
Virginia*	Jan. 16																	
Louisville*	Jan. 19																	
at Pitt*	Jan. 23																	
at NC State*	Jan. 26																	
Notre Dame*	Jan. 30																	
SMU*	Feb. 2																	
Syracuse*	Feb. 6																	
at Virginia*	Feb. 9																	
at North Carolina*	Feb. 13																	
Stanford*	Feb. 20																	
Cal*	Feb. 23																	
at Boston College*	Feb. 27																	
at Clemson*	March 2																	

NELSON, Mackenzie

SEASON	TEAM	GP-GS	MIN/AVG	Field Goals		3-Point		F-Throws		Rebounds				Scoring						
				FG-FGA	FG%	3FG-3FGA	3FG%	FT-FTA	FT%	OFF	DEF	TOT	AVG	PF-FO	A	TO	BLK	STL	PTS	AVG
2024-25	VT	14-1	320/22.9	28-54	.519	2-11	.182	19-25	.760	1	28	29	2.1	26-1	46	30	1	22	77	5.5
TOTAL		14-1	320/22.9	28-54	.519	2-11	.182	19-25	.760	1	28	29	2.1	26-1	46	30	1	22	77	5.5

ROSE MICHEAUX

SENIOR 6-FOOT-2 FORWARD

Wayne, Mich. (Wayne Memorial High/Minnesota) • Major is sociology

#4



SEASON HIGHS

Points:	19 (2x), last vs. Elon (11/16/24)
Rebounds	17, vs. Rutgers (11/19/24)
Assists	10, vs. Elon (11/23/24)
Steals	2, at Miami (1/5/25)
Blocks	3, vs. Radford (12/15/24)
FG Made	9, vs. Coppin State (11/16/24)
3-Pointers	-
Free Throws	4, vs. FSU (1/2/25)
Minutes	37:13, at Miami (1/5/25)

CAREER HIGHS

Points:	31, at Penn State (1/18/23)
Rebounds	17, vs. Rutgers (11/19/24)
Assists	10, vs. Elon (11/23/24)
Steals	3, vs. Presbyterian (11/20/22)
Blocks	3 (3x), last vs. Radford (12/15/24)
FG Made	14, at Penn State (1/18/23)
3-Pointers	-
Free Throws	7, vs. UNC (12/1/21)
Minutes	37:13, at Miami (1/5/25)

ACC HIGHS

Points:	16, vs. FSU (1/2/25)
Rebounds	14, vs. FSU (1/2/25)
Assists	2, vs. FSU (1/2/25)
Steals	2, at Miami (1/5/25)
Blocks	1, vs. Pitt (12/31/23)
FG Made	6, vs. FSU (1/2/25)
3-Pointers	-
Free Throws	4, vs. FSU (1/2/25)
Minutes	37:13, at Miami (1/5/25)

PRODUCTION TRACKER

	2024-25	Career
Scored 10+ Points	10	38
Scored 20+ Points	0	5
Scored 30+ Points	0	1
Led Tech in Scoring	4	4
Had 10+ Rebounds	4	15
Led Tech in Rebounds	7	7
Shot over 50% on FG (min. 5 attempts)	11	41
Had a Double-Double	4	13
Had a Triple-Double	1	1
Had 5+ Assists	1	1
Had Multiple Blocks	1	6

2024-25 SEASON (SENIOR)

- Posted 14 points, her VT career-best on 7-for-9 shooting in the opener vs. UNCW.
- Opened the season with seven straight games scoring in double figures.
- Recorded her first double-double as a Hokie vs. Coppin State with 19 points and 11 rebounds.
- Set a career high with 17 rebounds vs. Rutgers as she recorded back-to-back double-doubles.
- **Became the second player in program history to record a triple-double with her performance vs. Elon. She had 19 points, 14 rebounds and 10 assists which are a career best.**
- **Named USBWA Player of the Week Nov. 26.**
- **Recorded the 500th rebound of her career vs. Davidson in the Fort Myers Tip-Off.**
- **Has committed 31 fouls this season, 14 of which occurred in games Tech has lost, including fouling out at Duke.**

2023-24 SEASON (JUNIOR)

- Averaged 4.1 points and 3.9 rebounds per game in 23 contests (18 starts).
- Made 54% of her field goal attempts.
- Recorded her first double figure scoring game at VT vs. HCU going 6-7 for 12 points in 17 minutes of action.
- Started 16 of the first 17 games of the season.

PRIOR TO TECH (MINNESOTA)

- Micheaux played at Minnesota for two seasons where she featured in 60 games, scoring 9.28 points per game shooting 55% from the field. She also pulled down 5.87 rebounds per game.
- This past season, the Wayne, Michigan native was second on the Gophers at 13.8 ppg. and she led the team in rebounds at 7.9, a mark that was fourth in the Big Ten.
- Micheaux stands at 6-foot-2 and was an Honorable Mention Big Ten performer this past season after recording nine double-doubles. She scored a career-best 31 points on 14 of 18 shooting from the floor in a

2024-25 GAME-BY-GAME STATS

OPPONENT	DATE	GP	GS	MIN	FG-FGA	PCT	3FG-FGA	PCT	FT-FTA	PCT	OFF	DEF	TOT	A	T/O	BLK	STL	PTS
UNC Wilmington	Nov. 4	Y	Y	21:17	7-9	.777	0-0	.000	0-0	.000	1	4	5	0	1	0	1	14
vs. Iowa	Nov. 10	Y	Y	19:47	6-10	.600	0-0	.000	0-0	.000	4	3	7	0	2	0	0	12
UNC Asheville	Nov. 13	Y	Y	17:14	5-8	.625	0-0	.000	1-2	.500	1	3	4	0	1	0	0	11
Coppin State	Nov. 16	Y	Y	25:37	9-12	.750	0-0	.000	1-1	1.000	6	5	11	3	2	0	1	19
Rutgers	Nov. 19	Y	Y	34:24	8-20	.400	0-0	.000	0-0	.000	9	8	17	3	0	1	1	16
Elon	Nov. 23	Y	Y	31:43	8-12	.666	0-0	.000	3-7	.000	6	8	14	10	2	0	0	19
vs. Davidson	Nov. 29	Y	Y	23:32	4-7	.571	0-0	.000	3-3	1.000	4	5	9	0	1	0	0	11
vs. Michigan	Nov. 30	Y	Y	18:44	3-5	.600	0-0	.000	3-4	.750	2	2	4	2	4	0	0	9
at Georgia	Dec. 4	Y	Y	36:42	6-9	.666	0-0	.000	1-3	.333	5	4	9	0	1	1	1	13
at No. 8 Duke*	Dec. 8	Y	Y	31:02	4-10	.400	0-0	.000	0-1	.000	2	3	5	1	1	0	0	8
Radford	Dec. 15	Y	Y	26:11	0-4	.000	0-0	.000	0-0	.000	1	9	10	1	5	3	0	0
Campbell	Dec. 21	Y	Y	18:57	5-7	.714	0-0	.000	0-1	.000	2	1	3	0	2	1	1	10
Florida State*	Jan. 2	Y	Y	34:16	6-11	.545	0-0	.000	4-7	.571	6	8	14	2	3	0	0	16
at Miami*	Jan. 5	Y	Y	37:13	2-5	.400	0-0	.000	3-4	.750	2	3	5	3	4	0	2	7
at Georgia Tech*	Jan. 9																	
Wake Forest*	Jan. 12																	
Virginia*	Jan. 16																	
Louisville*	Jan. 19																	
at Pitt*	Jan. 23																	
at NC State*	Jan. 26																	
Notre Dame*	Jan. 30																	
SMU*	Feb. 2																	
Syracuse*	Feb. 6																	
at Virginia*	Feb. 9																	
at North Carolina*	Feb. 13																	
Stanford*	Feb. 20																	
Cal*	Feb. 23																	
at Boston College*	Feb. 27																	
at Clemson*	March 2																	

MICHEAUX, Rose

SEASON	TEAM	GP-GS	MIN/AVG	Field Goals		3-Point		F-Throws		Rebounds				Scoring						
				FG-FGA	FG%	3FG-3FGA	3FG%	FT-FTA	FT%	OFF	DEF	TOT	AVG	PF-FO	A	TO	BLK	STL	PTS	AVG
2021-22	MINN	30-16	437/14.6	63-95	.663	0-0	.000	16-25	.640	53	69	122	4.1	80-2	7	43	8	15	142	4.7
2022-23	MINN	30-30	815/27.2	174-335	.519	0-0	.000	67-105	.638	90	146	236	7.9	102-5	15	86	22	18	415	13.8
2023-24	VT	23-18	287/12.5	39-72	.542	0-1	.000	17-27	.630	34	45	79	3.4	33-0	13	22	5	2	95	4.1
2024-25	VT	14-14	377/26.9	73-129	.566	0-0	.000	19-33	.576	51	66	117	8.4	31-1	25	29	7	8	165	11.8
TOTAL FOR VT		37-32	664/17.9	112-201	.557	0-1	.000	36-60	.600	85	111	196	5.3	64-1	38	51	12	10	260	7.0
TOTAL		97-78	1916/19.8	349-631	.553	0-1	.000	119-190	.626	228	326	554	5.7	246-8	60	180	42	43	817	8.4

CARYS BAKER

SOPHOMORE 6-FOOT-2 FORWARD

West Hartford, Ct. (Loomis Chaffee) • Major is sports media and analytics

#10



SEASON HIGHS

Points:	23, at Miami (1/5/25)
Rebounds	10, vs. Campbell (12/21/24)
Assists	4, vs. UNCA (11/13/24)
Steals	3, vs. Michigan (11/30/24)
Blocks	3 (2x), last vs. Radford (12/15/24)
FG Made	6, vs. UNCW (11/4/24)
3-Pointers	7, at Miami (1/5/25)
Free Throws	6, vs. FSU (1/2/25)
Minutes	38:09, at Miami (1/5/25)

CAREER HIGHS

Points:	23, at Miami (1/5/25)
Rebounds	10, vs. Campbell (12/21/24)
Assists	4 (2x), last vs. UNCA (11/13/24)
Steals	3, vs. Michigan (11/30/24)
Blocks	3 (3x), last vs. Radford (12/15/24)
FG Made	7, vs. LIU (12/6/23)
3-Pointers	7, at Miami (1/5/25)
Free Throws	6, vs. FSU (1/2/25)
Minutes	38:09, at Miami (1/5/25)

ACC HIGHS

Points:	23, at Miami (1/5/25)
Rebounds	9 (2x), last at Miami (1/5/25)
Assists	4, at Virginia (3/3/24)
Steals	1 (3x), last at Miami (1/5/25)
Blocks	3, vs. Duke (2/15/24)
FG Made	7, at Miami (1/5/25)
3-Pointers	7, at Miami (1/5/25)
Free Throws	6, vs. FSU (1/2/25)
Minutes	38:09, at Miami (1/5/25)

PRODUCTION TRACKER

	2024-25	Career
Scored 10+ Points	9	11
Scored 20+ Points	1	1
Scored 30+ Points	0	0
Led Tech in Scoring	4	4
Made 5+ 3FGs	1	1
Led Tech in 3FGM	6	10
Shot over 40% on 3FG (min. 4 attempts)	1	3
Had a Double-Double	1	1
Had 5+ Assists	0	0
Had Multiple Steals	2	3
Had 10+ Rebounds	1	1

2024-25 SEASON (SOPHOMORE)

- Made her first career start in the season-opening win over UNC Wilmington where she scored 14 points.
- **Named to the Fort Myers Tip-Off All-Tournament Team.**
- **Scored in double figures for the first time in an ACC contest at Duke with 11 points.**
- **Recorded the first double-double of her career vs. Campbell with 10 points and 10 rebounds.**
- **Dropped seven 3's and 23 points at Miami (1/5/25).**

2023-24 SEASON (FRESHMAN)

- Played in all 33 games, averaging 3.4 points per game.
- Made 29 3-pointers, shooting 38% from beyond the arc.
- Scored her first basket in the season opener vs. High Point, a 3-pointer.
- Recorded her first double figure scoring game vs. LIU scoring 18 points on a night where she hit four 3's.
- Played a career-high 26 minutes at Virginia in the last game of the regular season.

PRIOR TO TECH (LOOMIS CHAFFEE)

- Ranked 58 in 2023 ESPN HoopGurlz recruiting rankings.
- Played club ball for Team Exodus NYC EYBL for three years with coach Thomas Davis.
- Played for Loomis Chaffee for five years and was an NEPSAC Class A champion in 2021-22. Also played volleyball for two years in high school.

PERSONAL

- Birthday is March 15
- Daughter of Maura Rodgers and Vin Baker who both played hoops at Hartford University.
- Father Vin is in Hartford's Hall of Fame. He played 15 seasons in the NBA and was a four-time All-Star. Vin is currently an assistant coach for the Milwaukee Bucks.
- Plans to major in sports media and analytics and wants to be a sports broadcaster.
- Chose VT over NC State, Clemson and Kentucky.

2024-25 GAME-BY-GAME STATS

OPPONENT	DATE	GP	GS	MIN	FG-FGA	PCT	3FG-FGA	PCT	FT-FTA	PCT	OFF	DEF	TOT	A	T/O	BLK	STL	PTS
UNC Wilmington	Nov. 4	Y	Y	29:15	6-9	.666	2-3	.666	0-0	.000	2	2	4	1	2	0	1	14
vs. Iowa	Nov. 10	Y	Y	36:12	2-9	.222	2-8	.250	2-2	1.000	0	3	3	1	0	0	2	8
UNC Asheville	Nov. 13	Y	Y	26:27	2-4	.500	0-1	.000	2-3	.666	0	3	3	4	1	0	1	6
Coppin State	Nov. 16	Y	Y	26:21	5-10	.500	2-6	.333	2-2	1.000	1	4	5	0	0	3	0	13
Rutgers	Nov. 19	Y	Y	31:31	2-5	.400	0-1	.000	1-2	.500	2	1	3	1	2	1	0	5
Elon	Nov. 23	Y	Y	26:14	3-7	.428	0-2	.000	1-2	.500	1	4	5	2	2	2	0	7
vs. Davidson	Nov. 29	Y	Y	23:05	5-7	.714	1-2	.500	0-0	.000	0	7	7	1	2	1	0	11
vs. Michigan	Nov. 30	Y	Y	36:31	7-15	.466	1-5	.200	0-2	.000	1	3	4	0	0	1	3	15
at Georgia	Dec. 4	Y	Y	37:09	6-12	.500	2-6	.333	0-0	.000	2	3	5	2	0	0	0	14
at No. 8 Duke*	Dec. 8	Y	Y	35:35	5-9	.555	0-1	.000	1-2	.500	1	5	6	0	1	0	0	11
Radford	Dec. 15	Y	Y	24:03	2-6	.333	0-2	.000	0-0	.000	3	5	8	2	0	3	1	4
Campbell	Dec. 21	Y	Y	32:06	4-8	.500	1-2	.500	1-2	.500	2	8	10	2	2	0	0	10
Florida State*	Jan. 2	Y	Y	34:21	2-5	.400	2-3	.666	6-6	1.000	3	6	9	3	2	0	1	12
at Miami*	Jan. 5	Y	Y	38:09	7-15	.466	7-12	.583	2-3	.666	2	7	9	1	0	0	1	23
at Georgia Tech*	Jan. 9																	
Wake Forest*	Jan. 12																	
Virginia*	Jan. 16																	
Louisville*	Jan. 19																	
at Pitt*	Jan. 23																	
at NC State*	Jan. 26																	
Notre Dame*	Jan. 30																	
SMU*	Feb. 2																	
Syracuse*	Feb. 6																	
at Virginia*	Feb. 9																	
at North Carolina*	Feb. 13																	
Stanford*	Feb. 20																	
Cal*	Feb. 23																	
at Boston College*	Feb. 27																	
at Clemson*	March 2																	

BAKER, Carys

SEASON	TEAM	Field Goals		3-Point		F-Throws		Rebounds				Scoring								
		GP-GS	MIN/AVG	FG-FGA	FG%	3FG-3FGA	3FG%	FT-FTA	FT%	OFF	DEF	TOT	AVG	PF-FO	A	TO	BLK	STL	PTS	AVG
2023-24	VT	33-0	388/11.8	36-89	.404	29-76	.382	11-13	.846	13	32	45	1.4	25-0	11	14	12	9	112	3.4
2024-25	VT	14-14	435/31.1	58-121	.479	20-54	.370	17-25	.680	20	61	81	5.8	21-1	20	14	12	10	153	10.9
TOTAL		47-14	823/17.5	94-210	.448	49-130	.377	28-38	.737	33	93	126	2.7	46-1	31	28	24	19	265	5.6

MATILDA EKH

SENIOR 6-FOOT-2 GUARD/FORWARD

Västerås, Sweden (Riksbasketgymnasiet Luleå/Michigan State) • Major is PPE

#11



SEASON HIGHS

Points:	18, vs. UNCW (11/4/24)
Rebounds	9, vs. UNCW (11/4/24)
Assists	5, vs. Coppin State (11/16/24)
Steals	3, at Miami (1/5/25)
Blocks	1 (3x), last vs. FSU (1/2/25)
FG Made	7, vs. UNCW (11/4/24)
3-Pointers	4 (2x), last at Georgia (12/4/24)
Free Throws	4 (2x), last vs. FSU (1/2/25)
Minutes	37:09, at Georgia (12/4/24)

CAREER HIGHS

Points:	27, at Ohio State (1/12/22)
Rebounds	9, vs. UNCW (11/4/24)
Assists	6 (2x), last at Rutgers (12/17/22)
Steals	4 (2x), last vs. NW (1/16/22)
Blocks	3, vs. Minnesota (1/23/22)
FG Made	9, at Ohio State (1/12/22)
3-Pointers	7, at Rutgers (12/17/23)
Free Throws	10, vs. Minnesota (2/22/23)
Minutes	49, vs. FGCU (12/20/21)

ACC HIGHS

Points:	16 (2x), last vs. CU (1/21/24)
Rebounds	8, at UNC (2/4/24)
Assists	3 (2x), last vs. Duke (2/15/24)
Steals	3, at Miami (1/5/25)
Blocks	2, last at Virginia (3/3/24)
FG Made	6, vs. Pitt (12/31/23)
3-Pointers	4 (3x), last vs. CU (1/21/24)
Free Throws	4, vs. FSU (1/2/25)
Minutes	37 (2x), last vs. CU (1/21/24)

PRODUCTION TRACKER

	2024-25	Career
Scored 10+ Points	10	69
Scored 20+ Points	0	11
Scored 30+ Points	0	0
Led Tech in Scoring	3	6
Made 5+ 3FGs	0	11
Led Tech in 3FGM	7	25
Shot over 40% on 3FG	3	51
Had a Double-Double	0	0
Had 5+ Assists	1	5
Had Multiple Steals	1	11

2024-25 SEASON (SENIOR)

- Owns 240 career 3FGs. She is 25th amongst active D1 players in that category.
- Led all scorers in season opener with 18 points. Also secured a career-high nine rebounds.
- Hit four 3FGs against Elon.
- Owns eight double figure scoring games this season.
- Played in her 100th career game vs. Michigan.
- Made the 100th start of her career at Duke.
- Made three or more 3-pointers in three of the last five games (Michigan, Georgia & Campbell).

2023-24 SEASON (JUNIOR)

- Was Tech's third-leading scorer at 10.4 points per game.
- Started every contest, averaging 30.4 minutes per game.
- Recorded 25 points and a career-high seven 3-pointers at Rutgers.
- Scored in double figures 21 times.
- Recorded the 1,000th point of her career vs. Marshall in her first NCAA tournament game. She led all scorers with 21 vs. Marshall on March 22, 2024.

2024.

- Led the Hokies in scoring with 40 points in the NCAA tournament.

PRIOR TO TECH (MICHIGAN STATE)

- Ekh, a Västerås, Sweden native played for two seasons at Michigan State where she started 57 of 59 career games. The 6-foot-0 wing player averaged 11.8 points per game in both of her seasons in East Lansing and contributed three rebounds a game and two assists as well.
- A career 39% shooter from beyond the arc, Ekh made 69 in both seasons for a total of 138.
- In 2022 she was a Big Ten All-Freshman Team selection and has twice been an All-Big Ten Honorable Mention athlete.

PERSONAL

- Birthday is April 19
- Daughter of Jonah Ekh and Anna-Karin Klang
- Has two siblings who play basketball in Sweden
- Minorng in psychology

2024-25 GAME-BY-GAME STATS

OPPONENT	DATE	GP	GS	MIN	FG-FGA	PCT	3FG-FGA	PCT	FT-FTA	PCT	OFF	DEF	TOT	A	T/O	BLK	STL	PTS
UNC Wilmington	Nov. 4	Y	Y	31:27	7-12	.583	2-6	.333	2-2	1.000	1	8	9	4	2	0	1	18
vs. Iowa	Nov. 10	Y	Y	27:50	1-6	.166	0-4	.000	0-0	.000	1	0	1	3	1	0	1	2
UNC Asheville	Nov. 13	Y	Y	19:19	5-7	.714	1-3	.333	2-2	1.000	0	4	4	2	4	0	1	13
Coppin State	Nov. 16	Y	Y	23:53	1-6	.166	1-4	.250	4-4	1.000	2	0	0	5	1	0	0	7
Rutgers	Nov. 19	Y	Y	28:18	6-11	.545	1-3	.333	0-0	.000	1	1	2	2	1	1	0	13
Elon	Nov. 23	Y	Y	24:07	5-12	.416	4-8	.500	2-2	1.000	2	1	3	2	0	0	1	16
vs. Davidson	Nov. 29	Y	Y	20:23	4-5	.800	1-1	1.000	0-0	.000	0	2	2	0	1	0	0	9
vs. Michigan	Nov. 30	Y	Y	36:38	4-11	.363	3-7	.428	2-2	1.000	1	4	5	1	3	0	0	13
at Georgia	Dec. 4	Y	Y	37:09	5-13	.384	4-9	.444	0-0	.000	0	4	4	1	3	0	0	14
at No. 8 Duke*	Dec. 8	Y	Y	30:14	1-6	.166	0-3	.000	0-0	.000	0	1	1	1	4	0	0	2
Radford	Dec. 15	Y	Y	21:34	4-10	.400	1-5	.200	2-2	1.000	0	0	0	2	1	0	1	11
Campbell	Dec. 21	Y	Y	26:41	6-14	.428	3-8	.375	0-0	.000	0	4	4	1	0	1	0	15
Florida State*	Jan. 2	Y	Y	33:47	4-11	.363	1-6	.166	4-4	1.000	1	5	6	0	1	1	0	13
at Miami*	Jan. 5	Y	Y	29:54	4-9	.444	2-6	.333	2-2	1.000	0	1	1	2	1	0	3	12
at Georgia Tech*	Jan. 9																	
Wake Forest*	Jan. 12																	
Virginia*	Jan. 16																	
Louisville*	Jan. 19																	
at Pitt*	Jan. 23																	
at NC State*	Jan. 26																	
Notre Dame*	Jan. 30																	
SMU*	Feb. 2																	
Syracuse*	Feb. 6																	
at Virginia*	Feb. 9																	
at North Carolina*	Feb. 13																	
Stanford*	Feb. 20																	
Cal*	Feb. 23																	
at Boston College*	Feb. 27																	
at Clemson*	March 2																	

EKH, Matilda

SEASON	TEAM	GP-GS	MIN/AVG	Field Goals		3-Point		F-Throws		Rebounds				Scoring						
				FG-FGA	FG%	3FG-3FGA	3FG%	FT-FTA	FT%	OFF	DEF	TOT	AVG	PF-FO	A	TO	BLK	STL	PTS	AVG
2021-22	MSU	30-29	1020/34.0	123-288	.427	69-175	.394	38-48	.792	8	88	96	3.2	66-0	63	58	15	30	353	11.8
2022-23	MSU	29-28	801/27.6	110-258	.426	69-179	.385	53-56	.946	9	77	86	3.0	54-0	59	38	4	18	342	11.8
2023-24	VT	33-33	1000/30.3	118-269	.439	78-193	.404	30-34	.882	21	99	120	3.6	52-0	55	34	13	18	344	10.4
2024-25	VT	14-14	391/27.9	57-133	.429	24-73	.329	20-20	1.000	9	35	44	3.1	19-0	26	23	4	8	158	11.3
TOTAL FOR VT		47-47	1392/29.6	175-402	.435	102-266	.383	50-54	.926	30	134	164	3.5	71-0	81	57	17	26	502	10.7
TOTAL		106-104	3213/30.3	408-948	.430	240-620	.387	141-158	.892	47	299	346	3.3	191-0	203	153	36	74	1197	11.3

SAMYHA SUFFREN

SOPHOMORE 5-FOOT-8 GUARD

Charlotte, N.C. (Cannon School) • Major is public health

#12



SEASON HIGHS

Points:	16, vs. Rutgers (11/19/24)
Rebounds	6 (2x), last at Duke (12/8/24)
Assists	4 (2x), last vs. Rutgers (11/19/24)
Steals	3, vs. UNCW (11/4/24)
Blocks	1, at Georgia (12/4/24)
FG Made	7, vs. Rutgers (11/19/24)
3-Pointers	1, vs. Coppin State (11/16/24)
Free Throws	2 (2x), last vs. Rutgers (11/19/24)
Minutes	24:14, vs. Rutgers (11/19/24)

CAREER HIGHS

Points:	16, vs. Rutgers (11/19/24)
Rebounds	6 (2x), last at Duke (12/8/24)
Assists	4 (4x), last vs. Rutgers (12/8/24)
Steals	3, vs. UNCW (11/4/24)
Blocks	1, at Georgia (12/4/24)
FG Made	7, vs. Rutgers (11/19/24)
3-Pointers	1, vs. Coppin State (11/16/24)
Free Throws	5, at Duke (1/18/24)
Minutes	24:14, vs. Rutgers (11/19/24)

ACC HIGHS

Points:	10, at Duke (12/8/24)
Rebounds	6, at Duke (12/8/24)
Assists	4, vs. Clemson (1/21/24)
Steals	2, at Duke (1/18/24)
Blocks	-
FG Made	3, at Duke (12/8/24)
3-Pointers	-
Free Throws	5, at Duke (1/18/24)
Minutes	23, vs. Clemson (1/21/24)

PRODUCTION TRACKER

	2023-24	Career
Scored 10+ Points	3	3
Scored 20+ Points	0	0
Scored 30+ Points	0	0
Led Tech in Scoring	0	0
Made 5+ 3FGs	0	0
Led Tech in 3FGM	0	0
Shot over 40% on 3FG (min. 4 attempts)	0	0
Had a Double-Double	0	0
Had 5+ Assists	0	0
Had Multiple Steals	3	4

2024-25 SEASON (SOPHOMORE)

- Did a little of everything with eight points, three rebounds, four assists and three steals Nov. 4 vs. UNCW.
- Scored in double figures for the first time in her career Nov. 13 vs. UNC Asheville (12 points on 5-7 FG).
- Made the first 3-point basket of her career vs. Coppin State.
- Scored a career-high 16 points vs. Rutgers.
- **Scored in double figures for the first time in an ACC contest at No. 8 Duke with 10 points.**
- **Will not feature for the remainder of the season (shoulder surgery).**

2023-24 SEASON (FRESHMAN)

- Played in 15 games, averaging 6.9 minutes per game. Saw extended time (23 minutes) vs. Clemson in the absence of PG Georgia Amooore.
- Scored 2.0 points per game.
- Saw her first minutes in the season opener vs. High Point.
- Scored her first FG in the win over HCU.

PRIOR TO TECH (CANNON SCHOOL)

- Ranked 69 in 2023 ESPN HoopGurlz recruiting rankings.
- Played club ball for Team Curry where she was a top five scorer in the Under Armour circuit.
- Played for Cannon School as an upperclassman under Kelvin Drakeford. She was all-conference twice, first team once and won a conference championship. Also ran track at Cannon and is a part of the team that set a school record in the 4x100.
- Played at Mallard Creek for two years under Clarence Johnson. Suffren won a conference championship and was all-conference.

PERSONAL

- Birthday is March 3
- Daughter of Samantha and Adrian Suffren

2024-25 GAME-BY-GAME STATS

OPPONENT	DATE	GP	GS	MIN	FG-FGA	PCT	3FG-FGA	PCT	FT-FTA	PCT	OFF	DEF	TOT	A	T/O	BLK	STL	PTS
UNC Wilmington	Nov. 4	Y	N	21:29	4-7	.571	0-0	.000	0-0	.000	2	1	3	4	1	0	3	8
vs. Iowa	Nov. 10	Y	N	18:01	3-6	.500	0-1	.000	0-1	.000	0	1	1	1	2	0	2	6
UNC Asheville	Nov. 13	Y	N	22:44	5-7	.714	0-0	.000	2-3	.666	0	0	0	2	1	0	0	12
Coppin State	Nov. 16	Y	N	14:10	2-4	.500	1-1	1.000	0-0	.000	0	2	2	3	3	0	1	5
Rutgers	Nov. 19	Y	N	24:14	7-11	.636	0-0	.000	2-3	.666	2	4	6	4	0	0	1	16
Elon	Nov. 23	Y	N	15:11	2-2	1.000	0-0	.000	2-2	1.000	0	1	1	2	1	0	1	6
vs. Davidson	Nov. 29	Y	N	17:09	1-6	.166	0-0	.000	1-1	1.000	1	0	1	1	3	0	0	3
vs. Michigan	Nov. 30	Y	N	16:43	2-4	.500	1-1	1.000	2-2	1.000	0	0	0	1	1	0	2	7
at Georgia	Dec. 4	Y	N	19:08	3-5	.600	0-2	.000	2-2	1.000	0	4	4	1	1	1	1	8
at No. 8 Duke*	Dec. 8	Y	N	21:10	3-5	.600	0-0	.000	4-4	1.000	2	4	6	3	0	0	1	10
Radford	Dec. 15	DNP																
Campbell	Dec. 21	DNP																
Florida State*	Jan. 2	DNP																
at Miami*	Jan. 5	DNP																
at Georgia Tech*	Jan. 9																	
Wake Forest*	Jan. 12																	
Virginia*	Jan. 16																	
Louisville*	Jan. 19																	
at Pitt*	Jan. 23																	
at NC State*	Jan. 26																	
Notre Dame*	Jan. 30																	
SMU*	Feb. 2																	
Syracuse*	Feb. 6																	
at Virginia*	Feb. 9																	
at North Carolina*	Feb. 13																	
Stanford*	Feb. 20																	
Cal*	Feb. 23																	
at Boston College*	Feb. 27																	
at Clemson*	March 2																	

SUFFREN, Samyha

SEASON	TEAM	GP-GS	MIN/AVG	Field Goals		3-Point		F-Throws		Rebounds				Scoring						
				FG-FGA	FG%	3FG-3FGA	3FG%	FT-FTA	FT%	OFF	DEF	TOT	AVG	PF-FO	A	TO	BLK	STL	PTS	AVG
2023-24	VT	15-0	105/7.0	5-12	.417	0-1	.000	13-20	.650	3	11	14	0.9	19-0	13	12	0	6	23	1.5
2024-25	VT	10-0	190/19.0	32-57	.561	2-5	.400	15-18	.833	7	17	24	2.4	17-1	22	13	1	12	81	8.1
TOTAL		25-0	295/11.8	37-69	.536	2-6	.333	28-38	.737	10	28	38	1.5	36-1	35	25	1	18	104	4.2

MYAH HAZELTON

FRESHMAN 6-FOOT-4 FORWARD

Baltimore, Md. (Sparrows Point) • Major is sports media and analytics

#21



SEASON HIGHS

Points:	2 (2x), last vs. Coppin (11/16/24)
Rebounds	-
Assists	-
Steals	-
Blocks	-
FG Made	1 (2x), last vs. Coppin St (11/16/24)
3-Pointers	-
Free Throws	-
Minutes	7:09, vs. Radford (12/15/24)

CAREER HIGHS

Points:	Same
Rebounds	-
Assists	-
Steals	-
Blocks	-
FG Made	Same
3-Pointers	-
Free Throws	-
Minutes	Same

ACC HIGHS

Points:	-
Rebounds	-
Assists	-
Steals	-
Blocks	-
FG Made	-
3-Pointers	-
Free Throws	-
Minutes	-

PRODUCTION TRACKER

	2024-25	Career
Scored 10+ Points	0	0
Scored 20+ Points	0	0
Scored 30+ Points	0	0
Led Tech in Scoring	0	0
Had 10+ Rebounds	0	0
Led Tech in Rebounds	0	0
Shot over 50% on FG (min. 5 attempts)	0	0
Had a Double-Double	0	0
Had 5+ Assists	0	0
Had Multiple Blocks	0	0

2024-25 SEASON (FRESHMAN)

- Made her collegiate debut Nov. 4 vs. UNCW scoring a field goal.

BEFORE VT

- A native of Baltimore, Hazelton played club ball for Philly Rise EYBL. She was a part of the first team to win an EYBL Nike Basketball Championship by going undefeated throughout the entire season.

MISC.

- Wears 21 because her mother wore it at Shepherd University.
- Aspires to be a sports broadcaster following the conclusion of her basketball career.
- Seeks creative outlets like painting in her spare time.

2024-25 GAME-BY-GAME STATS

OPPONENT	DATE	GP	GS	MIN	FG-FGA	PCT	3FG-FGA	PCT	FT-FTA	PCT	OFF	DEF	TOT	A	T/O	BLK	STL	PTS
UNC Wilmington	Nov. 4	Y	N	6:57	1-1	1.000	0-0	.000	0-0	.000	0	0	0	0	2	0	0	2
vs. Iowa	Nov. 10	Y	N	0:08	0-0	.000	0-0	.000	0-0	.000	0	0	0	0	0	0	0	0
UNC Asheville	Nov. 13	DNP																
Coppin State	Nov. 16	Y	N	5:23	1-2	.500	0-0	.000	0-0	.000	0	0	0	0	0	0	0	2
Rutgers	Nov. 19	DNP																
Elon	Nov. 23	DNP																
vs. Davidson	Nov. 29	Y	N	3:16	0-1	.000	0-0	.000	0-0	.000	0	0	0	0	0	0	0	0
vs. Michigan	Nov. 30	DNP																
at Georgia	Dec. 4	DNP																
at No. 8 Duke*	Dec. 8	DNP																
Radford	Dec. 15	Y	N	7:09	0-0	.000	0-0	.000	0-0	.000	0	0	0	0	0	0	0	0
Campbell	Dec. 21	Y	N	5:24	0-0	.000	0-0	.000	0-0	.000	0	0	0	0	1	0	1	0
Florida State*	Jan. 2	DNP																
at Miami*	Jan. 5	DNP																
at Georgia Tech*	Jan. 9																	
Wake Forest*	Jan. 12																	
Virginia*	Jan. 16																	
Louisville*	Jan. 19																	
at Pitt*	Jan. 23																	
at NC State*	Jan. 26																	
Notre Dame*	Jan. 30																	
SMU*	Feb. 2																	
Syracuse*	Feb. 6																	
at Virginia*	Feb. 9																	
at North Carolina*	Feb. 13																	
Stanford*	Feb. 20																	
Cal*	Feb. 23																	
at Boston College*	Feb. 27																	
at Clemson*	March 2																	

HAZELTON, Myah

SEASON	TEAM	Field Goals			3-Point		F-Throws		Rebounds				Scoring							
		GP-GS	MIN/AVG	FG-FGA	FG%	3FG-3FGA	3FG%	FT-FTA	FT%	OFF	DEF	TOT	AVG	PF-FO	A	TO	BLK	STL	PTS	AVG
2024-25	VT	6-0	28/4.7	2-4	.500	0-0	.000	2-2	1.000	0	0	0	0.0	9-0	0	4	0	1	6	1.0
TOTAL		6-0	28/4.7	2-4	.500	0-0	.000	2-2	1.000	0	0	0	0.0	9-0	0	4	0	1	6	1.0

RAMIYA WHITE

FRESHMAN 6-FOOT-5 CENTER

Louisville, Ky. (Butler Traditional High School) • Major is consumer studies

#22



SEASON HIGHS

Points:	6, vs. Coppin State (11/16/24)
Rebounds	8, vs. Davidson (11/29/24)
Assists	-
Steals	-
Blocks	-
FG Made	3, vs. Coppin State (11/16/24)
3-Pointers	-
Free Throws	3, vs. Davidson (11/29/24)
Minutes	11:09, vs. UNCA (11/13/24)

CAREER HIGHS

Points:	Same
Rebounds	Same
Assists	-
Steals	-
Blocks	-
FG Made	Same
3-Pointers	-
Free Throws	Same
Minutes	Same

ACC HIGHS

Points:	-
Rebounds	-
Assists	-
Steals	-
Blocks	-
FG Made	-
3-Pointers	-
Free Throws	-
Minutes	-

PRODUCTION TRACKER

	2024-25	Career
Scored 10+ Points	0	0
Scored 20+ Points	0	0
Scored 30+ Points	0	0
Led Tech in Scoring	0	0
Had 10+ Rebounds	0	0
Led Tech in Rebounds	0	0
Shot over 50% on FG (min 4 attempts)	1	1
Had a Double-Double	0	0
Had 5+ Assists	0	0
Had Multiple Blocks	0	0

2024-25 SEASON (FRESHMAN)

- Made her debut vs. UNC Asheville playing 11 minutes and grabbing four rebounds.
- Scored the first points of her collegiate career vs. Coppin State going 3-3 from the floor.
- Recorded eight rebounds vs. Davidson in the Fort Myers Tip-Off. Also scored five points in the win over the Wildcats.

BEFORE VT

- A 6-5 center from Louisville, Kentucky, she was the third-ranked prospect and the top-ranked center in the state of Kentucky in the class of 2024, according to Prep Girls Hoops ... played at Butler Traditional High School under head coach Candyce Wheeler, while she also played on the Adidas 3SSB circuit under head coach Richard Jeter.

2024-25 GAME-BY-GAME STATS

OPPONENT	DATE	GP	GS	MIN	FG-FGA	PCT	3FG-FGA	PCT	FT-FTA	PCT	OFF	DEF	TOT	A	T/O	BLK	STL	PTS	
UNC Wilmington	Nov. 4		DNP																
vs. Iowa	Nov. 10		DNP																
UNC Asheville	Nov. 13	Y	N	11:09	0-2	.000	0-0	.000	0-0	.000	1	3	4	0	2	0	0	0	
Coppin State	Nov. 16	Y	N	5:40	3-3	1.000	0-0	.000	0-0	.000	0	2	2	0	1	0	0	6	
Rutgers	Nov. 19		DNP																
Elon	Nov. 23	Y	N	3:41	0-1	.000	0-0	.000	0-0	.000	1	0	1	0	0	0	0	0	
vs. Davidson	Nov. 29	Y	N	6:04	1-4	.250	0-0	.000	3-4	.750	4	4	8	0	2	0	0	5	
vs. Michigan	Nov. 30		DNP																
at Georgia	Dec. 4	Y	N	1:38	0-1	.000	0-0	.000	0-0	.000	0	0	0	0	2	0	0	0	
at No. 8 Duke*	Dec. 8		DNP																
Radford	Dec. 15	Y	N	2:42	0-0	.000	0-0	.000	0-0	.000	0	1	1	0	1	0	0	0	
Campbell	Dec. 21	Y	N	6:24	1-1	1.000	0-0	.000	4-4	1.000	0	1	1	0	0	0	0	6	
Florida State*	Jan. 2	Y	N	1:18	0-0	.000	0-0	.000	0-0	.000	0	0	0	0	0	0	0	0	
at Miami*	Jan. 5		DNP																
at Georgia Tech*	Jan. 9																		
Wake Forest*	Jan. 12																		
Virginia*	Jan. 16																		
Louisville*	Jan. 19																		
at Pitt*	Jan. 23																		
at NC State*	Jan. 26																		
Notre Dame*	Jan. 30																		
SMU*	Feb. 2																		
Syracuse*	Feb. 6																		
at Virginia*	Feb. 9																		
at North Carolina*	Feb. 13																		
Stanford*	Feb. 20																		
Cal*	Feb. 23																		
at Boston College*	Feb. 27																		
at Clemson*	March 2																		

WHITE, Ramiya

		Field Goals		3-Point		F-Throws		Rebounds				Scoring								
SEASON	TEAM	GP-GS	MIN/AVG	FG-FGA	FG%	3FG-3FGA	3FG%	FT-FTA	FT%	OFF	DEF	TOT	AVG	PF-FO	A	TO	BLK	STL	PTS	AVG
2024-25	VT	8-0	39/4.8	5-12	.417	0-0	.000	7-8	.875	6	11	17	2.1	4-0	0	8	0	0	17	2.1
TOTAL		8-0	39/4.8	5-12	.417	0-0	.000	7-8	.875	6	11	17	2.1	4-0	0	8	0	0	17	2.1

KAYL PETERSEN

FRESHMAN 6-FOOT-0 GUARD/FORWARD

Waupun, Wisc. (Waupun) • Major is exercise and health sciences

#34



SEASON HIGHS

Points:	12, vs. UNCW (11/4/24)
Rebounds	6, vs. Davidson (11/29/24)
Assists	2 (4x), last vs. FSU (1/2/25)
Steals	1, vs. Radford (12/15/24)
Blocks	2 (3x), last vs. Coppin (11/16/24)
FG Made	5, vs. UNCW (11/4/24)
3-Pointers	2 (2x), last vs. Rutgers (11/19/24)
Free Throws	2, vs. Rutgers (11/19/24)
Minutes	25:10, vs. UNCA (11/13/24)

CAREER HIGHS

Points:	Same
Rebounds	Same
Assists	Same
Steals	Same
Blocks	Same
FG Made	Same
3-Pointers	Same
Free Throws	Same
Minutes	Same

ACC HIGHS

Points:	2, vs. FSU (1/2/25)
Rebounds	2, at Miami (1/5/25)
Assists	2, vs. FSU (1/2/25)
Steals	-
Blocks	1, at Duke (12/8/24)
FG Made	-
3-Pointers	-
Free Throws	-
Minutes	13:23, vs. FSU (1/2/25)

PRODUCTION TRACKER

	2023-24	Career
Scored 10+ Points	3	3
Scored 20+ Points	0	0
Scored 30+ Points	0	0
Led Tech in Scoring	1	1
Made 5+ 3FGs	0	0
Led Tech in 3FGM	1	1
Shot over 40% on 3FG	0	0
Had a Double-Double	0	0
Had 5+ Assists	0	0
Had Multiple Steals	0	0
Had Multiple Blocks	3	3

2024-25 SEASON (FRESHMAN)

- Made debut Nov. 4 scoring 12 points (5-7 FG, 2-3 3FG).
- Scored in double figures vs. UNC Asheville Nov. 13 (10 points on 4-5 FG).
- **Has three double figure scoring games this season.**
- **Broke a scoring drought of three games with an 8-point performance vs. Radford.**

BEFORE VT

- Petersen averaged 17.7 points, 12.1 rebounds, 3.4 assists, 2.3 blocks and 2.0 steals per game her senior season at Waupun ... The three-time East Central Conference player of the year also helped lead the Warriors to their first WIAA Division 3 state championship in 2022.
- "We have watched Kayl win a high school state championship and solidify her place as one of the top players on the Nike EYBL circuit with Wisconsin Flight Elite. Her versatility and skill set continues to grow each year. Marquette fans will love her blue-collar work ethic, relentless rebounding, and ability to score inside and out," Coach Duffy said of her commitment during her senior year.
- 68th highest rated player in the 2024 class by ESPNW.

2024-25 GAME-BY-GAME STATS

OPPONENT	DATE	GP	GS	MIN	FG-FGA	PCT	3FG-FGA	PCT	FT-FTA	PCT	OFF	DEF	TOT	A	T/O	BLK	STL	PTS
UNC Wilmington	Nov. 4	Y	N	19:08	5-7	.714	2-3	.666	0-0	.000	3	0	3	2	3	1	0	12
vs. Iowa	Nov. 10	Y	N	22:21	2-3	.666	1-1	1.000	0-0	.000	1	4	5	0	1	2	0	5
UNC Asheville	Nov. 13	Y	N	25:10	4-5	.800	1-1	1.000	1-4	.250	2	3	5	0	1	2	0	10
Coppin State	Nov. 16	Y	N	16:59	1-4	.250	1-3	.333	0-0	.000	0	5	5	1	1	2	0	3
Rutgers	Nov. 19	Y	N	13:56	2-5	.400	2-3	.666	2-2	1.000	2	2	4	2	0	0	0	8
Elon	Nov. 23	Y	N	17:41	2-6	.333	0-2	.000	0-0	.000	1	3	4	0	2	0	0	4
vs. Davidson	Nov. 29	Y	N	24:03	4-7	.571	0-1	.000	3-3	1.000	1	5	6	0	2	1	0	11
vs. Michigan	Nov. 30	Y	N	16:32	0-3	.000	0-2	.000	0-0	.000	0	2	2	0	0	0	0	0
at Georgia	Dec. 4	Y	N	5:39	0-1	.000	0-1	.000	0-0	.000	0	0	0	2	0	0	0	0
at Duke*	Dec. 8	Y	N	13:23	0-0	.000	0-0	.000	0-0	.000	0	1	1	0	0	1	0	0
Radford	Dec. 15	Y	N	19:55	2-3	.666	0-1	.000	4-4	1.000	0	4	4	1	1	1	1	8
Campbell	Dec. 21	Y	N	13:53	1-2	.500	1-2	.500	0-0	.000	1	3	4	1	1	1	0	3
Florida State*	Jan. 2	Y	N	10:05	0-1	.000	0-1	.000	2-2	1.000	0	0	0	2	0	0	0	2
at Miami*	Jan. 5	Y	N	3:19	0-1	.000	0-1	.000	0-0	.000	0	2	2	0	1	0	0	0
at Georgia Tech*	Jan. 9																	
Wake Forest*	Jan. 12																	
Virginia*	Jan. 16																	
Louisville*	Jan. 19																	
at Pitt*	Jan. 23																	
at NC State*	Jan. 26																	
Notre Dame*	Jan. 30																	
SMU*	Feb. 2																	
Syracuse*	Feb. 6																	
at Virginia*	Feb. 9																	
at North Carolina*	Feb. 13																	
Stanford*	Feb. 20																	
Cal*	Feb. 23																	
at Boston College*	Feb. 27																	
at Clemson*	March 2																	

PETERSEN, Kayl

		Field Goals		3-Point		F-Throws		Rebounds				Scoring								
SEASON	TEAM	GP-GS	MIN/AVG	FG-FGA	FG%	3FG-3FGA	3FG%	FT-FTA	FT%	OFF	DEF	TOT	AVG	PF-FO	A	TO	BLK	STL	PTS	AVG
2024-25	VT	14-0	222/15.9	23-48	.479	8-22	.364	12-15	.800	11	34	45	3.2	22-0	11	13	11	1	66	4.7
TOTAL		14-0	222/15.9	23-48	.479	8-22	.364	12-15	.800	11	34	45	3.2	22-0	11	13	11	1	66	4.7

BEYOND THE BIO: GET TO KNOW THE STUDENT-ATHLETES

#0 LANI WHITE

- Super power of choice would be teleportation to travel back to California quicker.
- Dream vacation would be to go to Greece.
- Likes to skateboard, play video games and cook. Best dish is steak and parmesan zucchini.
- Admires Kobe Bryant, A'ja Wilson and Skylar Diggins-Smith.
- Listens to Drake, Frank Ocean and Blxst.
- Has played basketball since age seven.

#1 CARLEIGH WENZEL

- Super power of choice would be teleportation.
- Wants to vacation in Bora Bora.
- Loves getting her nails and lashes done.
- Best basketball moment to date is experiencing the Final Four her freshman year.
- Wears number one to match her brother Brendan who is a grad student at TCU. He is who she looks up to the most.
- Would invite Michael Jordan, Kobe Bryant and Kevin Hart to dinner.

#2 LEILA WELLS

- Super power of choice would be teleportation.
- Wants to vacation in Paris.
- Likes to bake and draw in her free time.
- Chose number two because Jesus comes first.
- Admires A'ja Wilson, Sydney McLaughlin-Levrone and Steph Curry.
- Listens to Koryn Hawthorne, Kirk Franklin and SZA.
- Would invite Steph Curry, Chadwick Boseman and Keke Palmer to dinner.

#3 MACKENZIE NELSON

- Pregame song is Run This Town by Rihanna.
- Cooks a mean pesto pasta.
- Wears number three because that number has always been in her family.
- Began playing hoops in second grade.
- Admires Kobe Bryant, Jackie Young and Chelsea Gray.
- Would take celebrities to El Rodeo for their sweet tea and would invite Kobe, Christopher Columbus and Maya Moore.

#4 ROSE MICHEAUX

- Super power of choice would be speed so she can braid hair faster.
- Best basketball moment was meeting her Hokie family.
- Is a great cook, and can make any dish.
- Got serious about basketball in high school at age 14.
- Did competitive cheer and dance in her youth.
- Admires Dennis Rodman, A'ja Wilson and Chelsea Gray.

#10 CARYS BAKER

- Super power of choice would be flight or teleportation to travel the world.
- Wants to visit Paris. She is minoring in French!
- Wore number 10 in high school and it has become her favorite number.
- Best basketball moment is winning consecutive state titles in high school.
- Admires Napheesa Collier, Kevin Durant and DeWanna Bonner.
- Top three artists are Drake, Lil Baby and Gunna.
- Would take Kevin Durant, Drake and Lil Baby to Texas Roadhouse for dinner if she could.

#11 MATILDA EKH

- Wants to vacation in The Maldives.
- Enjoys watching movies, reading book and talking to friends and family back home in Sweden in her free time.
- Played ice hockey growing up and would play soccer at VT if she couldn't compete in basketball.
- Has worn number 11 since she was young and stuck with it ever since.
- Best dish is Swedish meatballs.

#12 SAMYHA SUFFREN

- Super powers of choice are invisibility, teleportation and ability to read minds.
- Would vacation in Bora Bora or any Caribbean island.
- Has played basketball since she was seven.
- Can do an aerial (cartwheel with no hands).
- Loves dogs and has a mini Aussiedoodle named Maui.
- Would take Kobe and Jesus to Ocean Samurai if she could.
- Has assigned the number 12 desk in elementary school, leading to her wearing number 12 today.
- Admires Arike Ogunbowale and Kyrie Irving.

#21 MAYA HAZELTON

- Would like to be able to read minds to know what everyone thinks.
- Enjoys painting in her free time.
- Wears 21 because her mom did in high school and college.
- Admires Kobe Bryant, Charli Collier and Alyssa Thomas.
- Would take Kobe, Drake and SZA to Texas Roadhouse.
- Has played basketball since she was 13.

#22 RAMIYA WHITE

- Would like to vacation in Turks and Caicos.
- Enjoys swimming.
- Chose to wear 22 because she likes double numbers.
- Admires A'ja Wilson, Kobe Bryant and Aliyah Boston.
- Three celebrities she'd take to dinner (at Texas Roadhouse) are Jesus, Martin Luther King Jr. and Beyonce.

#34 KAYL PETERSEN

- Super power would be super strength.
- Wants to visit Italy.
- Enjoys golf, fishing and hunting.
- Likes 34 because of Giannis Antetokounmpo and her aunt who also wore 34.
- Likes to listen to Adele, Zach Bryan and Cardi.
- Her best friend is her older sister.
- Has a dog named Jax.

THE HOKIES' RECORD WHEN

2024-25

Overall	10-4
ACC	1-2
At home	7-1
On the road	2-1
At neutral sites	1-2
After a win	5-4
After a loss	4-0
In overtime	0-0
vs. ranked opponents	0-1
Winning the opening tip	7-2
Losing the opening tip	3-2
Decided by 1-4 points	1-0
Decided by 5-10 points	1-0
Decided by 11-15 points	1-1
Decided by 16-20 points	1-1
Decided by 21+ points	6-2
Leading at half	7-0
Tied at half	2-0
Trailing at half	1-4
VT shoots 50% or better	4-0
VT shoots 40-49.9%	5-1
VT shoots less than 40%	1-3
VT out-shoots opponent	8-0
Opp. out-shoots VT	2-4
Opp. shoots 40% or better	4-4
Opp. shoots less than 40%	6-0
VT out-rebounds opponent	9-1
Opp. out-rebounds VT	1-3
Rebounds are tied	0-0
VT has more FT attempts	7-3
Opp. has more FT attempts	3-1
FT attempts tied	0-0
VT makes more 3-pointers	7-1
Opp. makes more 3-pointers	2-3
3-pointers made tied	1-0
VT wins turnover battle	8-1
Opp. wins turnover battle	1-3
Turnovers are tied	1-0
VT scores 100+	0-0
VT scores 90-99 points	2-0
VT scores 80-89 points	4-0
VT scores 70-79 points	3-1
VT scores 60-69 points	1-1
VT scores 50-59 points	0-2
VT scores < 50 points	0-0
Opp. scores > 99 points	0-1
Opp. scores 90-99 points	0-0
Opp. scores 80-89 points	1-1
Opp. scores 70-79 points	0-2
Opp. scores 60-69 points	4-0
Opp. scores 50-59 points	3-0
Opp. scores < 50 points	2-0
Playing on Monday	1-0
Playing on Tuesday	1-0
Playing on Wednesday	2-0
Playing on Thursday	0-1
Playing on Friday	1-0
Playing on Saturday	3-1
Playing on Sunday	2-2
In November	6-2
In December	3-1
In January	1-1
In February	0-0
In March	0-0
Playing during the day	6-1
Playing at night (after 5 p.m. tip)	4-3
Wearing White Uniforms	5-0
Wearing Throwback White Uniforms	2-2
Wearing Maroon Uniforms	1-0
Wearing Maroon Script Uniforms	1-1
Wearing Gray Uniforms	0-0
Wearing Black Uniforms	1-1

STARTING LINEUPS

W/L

10-3	Wenzel/Lani White/Ekh/Baker/Micheaux
0-1	Wenzel/Nelson/Ekh/Baker/Micheaux

Margin of Victory/Defeat

	1-5	6-10	11-15	16-20	21+
Wins	1	1	1	1	6
Losses	0	0	1	1	2

Largest Scoring Run of the Season

Virginia Tech	18, vs. Radford (12/15/24)
Opponents	13, vs. Michigan (11/30/24)

MISCELLANEOUS STAT LEADERS: *WHEN TWO OR MORE ATHLETES TIE FOR THE LEAD, BOTH RECEIVE A TALLY

Scored VT's 1st Points

- Baker
- Ekh
- Wenzel (7x)
- Micheaux
- Nelson
- Lani White (4x)

First Off VT Bench

- Nelson (9x)
- Petersen (5x)
- Suffren

Double-Doubles

- Baker
- Micheaux (4x)

Triple-Doubles

- Micheaux

Lead VT in scoring

- Baker (4x)
- Ekh (3x)
- Micheaux (4x)
- Petersen
- Wenzel (4x)
- Lani White (2x)

10+ Points

- Baker (9x)
- Ekh (10x)
- Micheaux (10x)
- Nelson (2x)
- Petersen (3x)
- Suffren (3x)
- Wenzel (11x)
- Lani White (5x)

20+ Points

- Baker
- Wenzel (2x)
- Lani White

Lead VT in rebounds

- Baker (3x)
- Ekh (2x)
- Micheaux (7x)
- Suffren
- Wenzel (2x)
- Lani White

10+ Rebounds

- Baker
- Micheaux (5x)

15+ Rebounds

- Micheaux

Lead VT in blocks

- Baker (5x)
- Ekh (3x)
- Micheaux (4x)
- Petersen (6x)
- Suffren
- Wenzel (6x)

Lead VT in assists

- Baker (2x)
- Ekh (2x)
- Micheaux
- Nelson (5x)
- Suffren (2x)
- Wenzel (5x)
- Lani White

5+ Assists

- Ekh
- Micheaux
- Nelson (2x)
- Wenzel (3x)

10+ Assists

- Micheaux

Lead VT in steals

- Baker (4x)
- Ekh (2x)
- Nelson (7x)
- Micheaux
- Petersen
- Suffren (2x)
- Wenzel (6x)

MEGAN DUFFY

IN FIRST SEASON AT VIRGINIA TECH



CAREER RECORDS

Overall Record	164-70
Conference Games	90-43
Non-Conference Games	74-27
Conference Tournament	9-7
ACC Tournament	0-0
NCAA Tournament	0-3
WNIT	2-3
Overtime Games	3-1

MEGAN DUFFY VS. ACC FOES (ALL COMPETITIONS)

School	Record	Streak
Boston College	0-0	-
Cal	0-0	-
Clemson	0-0	-
Duke	0-0	-
Florida State	0-1	L1
Georgia Tech	0-0	-
Louisville	0-0	-
Miami	1-0	W1
NC State	0-0	-
North Carolina	0-0	-
Notre Dame	0-0	-
Pitt	0-0	-
SMU	0-0	-
Stanford	0-0	-
Syracuse	0-0	-
Virginia	0-0	-
Wake Forest	0-0	-
Total	1-1	W1

DEFENDING HER CASSELL

Year	Record	ACC
2024-25	7-1	0-1
Total	7-1	0-1
Overall Record	7-1 (.875)	
Conference Games	0-1 (.000)	
Non-Conference Games	7-0 (1.000)	

▶ COACH DUFFY'S CAREER BREAKDOWN

Season	School	Overall	Conference	Finish	Postseason	Final AP	FINAL NET
2017-18	Miami (OH)	21-11 .656	12-6 .666	2nd East	WNIT First Round	-	-
2018-19	Miami (OH)	23-9 .718	13-5 .718	2nd East	WNIT First Round	-	-
Totals	2 Seasons	44-20 .688	25-11 .694				
2019-20	Marquette	24-8 .750	13-5 .722	2nd	*No postseason played	-	-
2020-21	Marquette	19-7 .730	14-4 .777	2nd	NCAA First Round	-	32
2021-22	Marquette	23-11 .676	13-7 .650	5th	WNIT Round of 16	-	66
2022-23	Marquette	21-11 .656	13-7 .650	T4th	NCAA First Round	-	42
2023-24	Marquette	23-9 .718	11-7 .611	T3rd	NCAA First Round	-	42
Totals	Seasons	110-46 .705	64-30 .680				
2024-25	Virginia Tech	10-4 .714	1-2 .333	-	-	-	-
Totals	1 Season	10-4 .714	1-2 .333				
Overall	8 Seasons	164-70 (.700)	90-43 .676				

▶ THE DUFFY FILE

Born	July 17, 1984
Hometown	Dayton, Ohio
Husband	Kevin Hyong
Education	Notre Dame, 2006
Joined Tech Staff	April 3, 2024
Years as College Head Coach	8
Years as College Coach	16

Coaching Career

2009-12	Assistant Coach, St. John's
2012-14	Assoc. HC, George Washington
2014-17	Assistant Coach, Michigan
2017-19	Head Coach, Miami (OH)
2019-24	Head Coach, Marquette
April 2024-	Head Coach, Virginia Tech

▶ ACCOMPLISHMENTS

NCAA tournament appearances
2021, 2023, 2024

BIG EAST Coach of the Year
2020

All-Conference performers coached
MAC - two
BIG EAST - nine



RECORD AT VT

Overall Record	10-4 (.714)
ACC Games	1-2 (.333)
Non-Conference Games	9-2 (.818)
vs. ranked opponents	0-1 (.000)
Home	7-1 (.875)
Away	2-1 (.666)
Neutral sites	1-2 (.333)
NCAA Tournament	0-0 (.000)
Overtime Games	0-0 (.000)

IN THE MONTH OF JANUARY

- Coach Duffy's career record in the month of January is 36-19 (.654) and 1-1 at VT.

COACHING IN CASSELL

- Coach Duffy owns a 7-1 (.875) record in home games played on Carilion Clinic Court at Cassell Coliseum.

COMMONWEALTH COMPETITION

- Coach Duffy is 1-0 against in-state foes that she has faced while at VT.
- Including games played at Cassell, Duffy is 7-1 (.875) in the commonwealth of Virginia as the head coach of the Hokies.

DUFFY'S FIRST GAME AS HEAD COACH AT CASSELL

- The 2024 season opener vs. UNC Wilmington was Coach Duffy's first in charge of the program.
- Tech raced out to a 15-0 advantage and never looked back, earning a resounding 99-57 victory. Ten Hokies scored a field goal in the game and five were in double figures, led by Matilda Ekh's 18.

DUFFY'S FIRST GAME AT CASSELL

- On February 9, 2003 Coach Duffy and her Notre Dame squad came to Cassell for a matchup with the Hokies which Tech won 53-50.
- In that game she scored four points, had two rebounds and two assists.

IF AN EXTRA PERIOD IS NEEDED

- Duffy's career record after regulation is 3-1.
- AT VT she is 0-0 in overtime.
- The Hokies have won four straight overtime games dating back to February of 2020.

AGAINST RANKED OPPOSITION

- Coach Duffy's squads are 4-16 all-time against teams ranked in the AP Top 25. All four wins came in her last two seasons at Marquette.
- She is 2-11 against Top 10 foes and 2-3 against those ranked in the Top 5.
- Her first ranked win came vs. No. 3 Texas in the Battle 4 Atlantis on Nov. 19, 2022 (68-61).
- Her second ranked win came vs. No. 4 UConn 59-52 on Feb. 8, 2023.
- Her third ranked win came vs. No. 23 Illinois 71-67 on Nov. 11, 2023.
- Her fourth ranked win came vs. No. 20 Creighton 76-70 on Dec. 13, 2023.

WINNING GAMES IN MARCH

- Despite never winning a conference tournament, Coach Duffy has advanced in March in each season that she had been a head coach, winning at least once in every conference tournament that she has been a part of.
- Her current record in conference tourneys is 9-7.

PROFILING DUFFY'S OFFENSIVE/DEFENSIVE AVERAGES

- In her seven seasons as a head coach, Duffy's teams have averaged 68.2 points per game while surrendering 60.8.
- On offense, her best season was 2020-21 at Marquette when the Eagles scored 70.5 points per game. Her teams' low watermark is 2022-23 (65.0).
- Defensively, the stingiest team she coached was the 2022-23 team at Marquette which gave up just 58.2 points per game. The most points she has ever allowed is 64.0 in her first season as a head coach at Miami of Ohio in 2017-18.

ON THE SIDELINES FOR THE HOKIES



ITORO COLEMAN - ASSOCIATE HEAD COACH

- A veteran of the Atlantic Coast Conference, Coleman coached at UNC for three seasons and as a player at Clemson, she was a three-time All-ACC selection and earned All-America honorable mention accolades. A member of the Clemson Athletic Hall of Fame, she led the Tigers to the 1999 ACC title and was named tournament MVP.
- Coleman enjoyed a long professional career and played in the WNBA for the Indiana Fever and the Houston Comets. She was a member of Team USA in the Pan American Games and at the FIBA World Championships. Coleman played for the Nigerian National Team in the 2004 Summer Olympics in Athens and was captain of that team that gave Nigeria its first-ever Olympic victory.
- She graduated from Clemson in 2000 with a degree in communications with her name etched in the Clemson record books with top-10 marks in scoring (1,409 points), assists (459) and steals (265). In 2008 Coleman was inducted into the Clemson Athletic Hall of Fame.




SHARNEE ZOLL-NORMAN - ASSISTANT COACH

- A veteran of the professional ranks, Zoll-Norman was drafted in the WNBA where she played for three seasons before continuing her pro career overseas.
- Zoll-Norman was the 29th overall pick in the 2008 WNBA Draft by the Los Angeles Sparks. She also spent time with the Minnesota Lynx.
- Zoll-Norman graduated from Virginia in 2008. As a Cavalier, Zoll-Norman was a 1,000-point scorer and started every game of her career. She's the only woman in ACC history to record at least 200 assists in three straight seasons and broke the Virginia and ACC record with 785 assists, both previously held by Dawn Staley. She won a gold medal as a member of the Team USA U19 team in 2005.



JEN HOOVER - ASSISTANT COACH

- Hoover, who most recently was an assistant at Kentucky for two seasons, is the all-time winningest coach at her alma mater, Wake Forest, where she led the program for 10 years.
- In her tenure at Wake Forest, which spanned from 2012-22, Hoover led the Demon Deacons to four postseason appearances, including an NCAA Tournament berth in 2020-21.
- Hoover has an impressive reputation for developing forwards at the highest level, in part because of her own playing career. A post player herself, she starred for Wake Forest from 1987-91. She was a three-time All-ACC selection and is still second on the school's career charts for points (1,728) and rebounds (1,006). Hoover led the Demon Deacons to their first NCAA Tournament appearance in 1988, and the next year, she helped the South Team win a bronze medal at the Olympic Festival in Oklahoma City, Okla., in 1989. Hoover was later inducted into the Wake Forest Sports Hall of Fame in 2007.



JEROD MCCULLEN - DIRECTOR OF VIDEO & PLAYER DEVELOPMENT

- McCullen comes to Blacksburg after spending one season at the University of Kentucky as the women's basketball coaching video coordinator. In his one season in Lexington, he assisted the Wildcats with coordination of film, scouting, video projects and assisting coaches in various aspects of the program including assistant coach Jen Hoover.
- Prior to Kentucky, McCullen spent three seasons as the director of operations at Central Michigan, his alma mater (2020-22).



KATHLEEN DOYLE - DIRECTOR OF RECRUITING & PLAYER PERSONNEL

- The 2020 Big Ten Player of the Year, Doyle averaged a career-high 18.1 points, 4.6 rebounds and 6.3 assists while starting all 30 games for the Hawkeyes during the 2019-20 season. Doyle was named third team AP All-American and started 114 of 123 games played with Iowa from 2016-20.
- A second-round selection of the 2020 WNBA Draft, Doyle played for the Indiana Fever for one season before playing abroad
- At Tech, she will assist with coordinating on an off campus recruiting operations, on-court basketball development, scouting, analytics, camps and student-athlete development program.

2024-25 VIRGINIA TECH WOMEN'S BASKETBALL PHOTO ROSTER



0

LANI WHITE
JR • GUARD • 5-11



1

CARLEIGH WENZEL
R-SO • GUARD • 6-0



2

LEILA WELLS
FR • GUARD • 5-9



3

MACKENZIE NELSON
R-FR • GUARD • 5-8



4

ROSE MICHEAUX
SR • FORWARD • 6-2



10

CARYS BAKER
SO. • FORWARD • 6-2



11

MATILDA EKH
SR • G/F • 6-0




12

SAMYHA SUFFREN
SO • GUARD • 5-8



21

MYAH HAZELTON
FR • FORWARD • 6-4



22

RAMIYA WHITE
FR • C • 6-5



34

KAYL PETERSEN
FR • G/F • 6-0



MEGAN DUFFY
HEAD COACH



ITORO COLEMAN
ASSOCIATE HEAD COACH



SHARNEE ZOLL-NORMAN
ASSISTANT COACH



JEN HOOVER
ASSISTANT COACH



ERIN CASH
ATHLETIC TRAINER




GREG WERNER
STRENGTH COACH



MEGHIN WILLIAMS
CHIEF OF STAFF




CAITLYN ISLER
DIRECTOR OF OPS



JEROD MCCULLEN
DIRECTOR OF VIDEO &
PLAYER DEVELOPMENT



KATHLEEN DOYLE
DIRECTOR OF RECRUITING
& PLAYER PERSONNEL



CARSON HENRY
DIRECTOR OF CREATIVE
MEDIA DESIGN



CHARLOTTE LOWNDES
GRADUATE ASSISTANT

THE LAST TIME IN VIRGINIA TECH WOMEN'S BASKETBALL HISTORY

VIRGINIA TECH ATHLETE

Scored 20 points	23, Carys Baker at Miami (1/5/25)
Scored 25 points	27, Georgia Amoore vs. Miami (3/8/24)
Scored 30 points	34, Elizabeth Kitley vs. UNC (2/25/24)
Scored 35 points	39, Georgia Amoore at Virginia (3/3/24)
Scored 40 points	42, Elizabeth Kitley vs. FGCU (3/18/22)
Two players scored 20 points	Lani White (23) and Carleigh Wenzel (22) vs. Radford (12/15/24)
Three players scored 20 points	Elizabeth Kitley (25), Taylor Soule (24) & Kayana Traylor (22) at High Point (12/21/22)
Two players scored 25 points	Dara Mabrey (26) & Regan Magarity (30) at Boston College (2/3/19)
Five in double figures	vs. FSU (1/2/25), Rose Micheaux (16), Matilda Ekh (13), Carys Baker (12), Carleigh Wenzel (12), Lani White (10)
Six in double figures	vs. Pitt (12/31/23), Georgia Amoore (20), Matilda Ekh (16), Cayla King (11), Carleigh Wenzel (11), Liz Kitley (10), Olivia Summiel (10)
Seven or more in double figures	vs. Wagner (11/10/17), Taylor Emery (20), Aisha Sheppard (10), Kendyl Brooks (12), Regan Magarity 912, Michelle Berry (11), Rachel Camp (10), Alexis Jean (16)
100% on FG (min. of 7 attempts)	(7-for-7) Clara Strack vs. Marshall (3/22/24)
100% on 3FG (min. of 4 attempts)	at Rutgers (12/17/23), 4-4 Olivia Summiel
Made 5 3FG in a game	Matilda Ekh vs. Marshall (3/22/24)
Made 6 3FG in a game	Carleigh Wenzel vs. Radford (12/15/24)
Made 7 3FG in a game	Carys Baker at Miami (1/5/25)
Made 8 or more 3FG in a game	8, Georgia Amoore at Virginia (3/3/24)
Attempted 10 or more 3FG in a game	12, Carys Baker at Miami (1/5/25)
100% on FT (min. 10 attempts)	vs. Louisville (3/5/23), Georgia Amoore (10-10)
Player had 15 rebounds	vs. Rutgers (11/19/24), Rose Micheaux (17)
Player had 20 rebounds	vs. Notre Dame (12/18/22), Elizabeth Kitley (20)
Two players with 10+ rebounds	vs. Boston College (2/11/24), Elizabeth Kitley (15) & Olivia Summiel (11)
Three players with 10+ rebounds	vs. Miami (3/3/23), D'asia Gregg (13), Elizabeth Kitley (10), Taylor Soule (10)
Four players with 10+ rebounds	vs. Mercer (2/22/86), Stephanie Green (10), Joyce Waddy (11), Michelle Bain (10), Susan Walvius (10)
Player had 10 assists	vs. Elon (11/23/24), Rose Micheaux (10)
Player had 15 assists	vs. HCU (11/16/23) Georgia Amoore (16)
Player blocked 5 shots	Elizabeth Kitley vs. Kansas (11/24/23)
Player blocked 6 or more shots	vs. LSU (3/31/23), Elizabeth Kitley (7)
Player had 5 steals	at Notre Dame (2/20/20), Taja Cole
Player had 6 steals	vs. High Point (12/16/17), Chanette Hicks
Player had 7 steals	vs. Louisville (2/9/17), Chanette Hicks
Player had 8 or more steals	vs. Radford (12/21/16), Chanette Hicks (8)
Double-double with points & rebounds	Rose Micheaux 16-14 vs. FSU (1/2/25)
Double-double with points & assists	Georgia Amoore 19-11 vs. UNC (2/25/24)
Two players had double-doubles	at Louisville (2/18/24), Elizabeth Kitley 26 & 13 rebounds and Georgia Amoore 23 & 10 assists
Three players had double-doubles	vs. Wichita State (12/21/19), Trinity Baptiste 14-10, Taja Cole 15-10 assists, Lydia Rivers 11-12
Recorded a triple-double	vs. Elon (11/23/24), Rose Micheaux 19 points-10 rebounds-10 assists

VIRGINIA TECH TEAM

Defeated an AP Top 5 team	72-61 at No. 3 NC State (2/8/24)
Defeated an AP Top 10 team	61-45 vs. No. 9 Duke (2/16/23)
Defeated an AP Top 25 team	86-70 at No. 18 Louisville (2/18/24)
Defeated a ranked team at home	63-62 vs. No. 3 NC State (1/7/24)
Defeated a ranked team on road	86-70 at No. 18 Louisville (2/18/24)
Defeated a ranked team at neutral site	84-74 vs. No. 12 Ohio State (3/27/23)
Unranked Hokies beat ranked opp	66-61 vs. No. 23 North Carolina (2/13/22)
Scored 100 or more points	105-36, vs. HCU (11/16/23)
Scored fewer than 50 points	46-63 at Duke (1/18/24)
Won an overtime game	70-61 (OT) at UNC (2/4/24)
Lost an overtime game	67-72 (OT) at Duke (1/12/20)

OPPOSING TEAM

Scored 100 or more points	74-105 at FSU (1/2/24)
Scored 49 points or fewer	46-81, vs. Campbell (12/21/24)
Unranked opp beat ranked Hokies	46-63 No. 14 VT lost at Duke (1/18/24)
Unranked Hokies beat ranked opp	66-61 vs. No. 23 North Carolina (2/13/22)

VIRGINIA TECH WOMEN'S BASKETBALL INDIVIDUAL RECORDS FOR A SINGLE GAME

INDIVIDUAL HIGHS

Most points scored	42, Elizabeth Kitley vs. FGCU (3/18/22)
Most points scored at home	34 (3x), last by Elizabeth Kitley vs. UNC (2/25/24)
Most points scored on the road	39, Georgia Amoore at Virginia (3/3/24)
Field goals made	17, Elizabeth Kitley at George Washington (11/11/21)
Field goals attempted	30, Renee Dennis vs. Memphis (2/7/87)
Most FG made without a miss	9 (2x), last by Nicole Jones vs. Fordham (1/2/1999)
3FG made	9, Cayla King vs. Mount St. Mary's (11/7/22)
3FG attempts	20, Aisha Sheppard vs. Notre Dame (1/21/21)
Free throws made	16, Amy Wetzel vs. Wisconsin (3/14/1998)
Free throws attempted	18, Nikki Davis at Miami (1/24/10)
Free throws made without a miss	13, Sue Logsdon vs. William & Mary (1/2/91)
Offensive rebounds (since 1987-88)	11, Utaha Drye vs. USC Upstate (2/2/09)
Defensive rebounds (since 1987-88)	17 (2x), last Elizabeth Kitley vs. Notre Dame (12/18/22)
Total rebounds	21 (4x), last by Elizabeth Kitley vs. Wake Forest (1/17/21)
Assists	16, Georgia Amoore, vs. HCU (11/16/23)
Turnovers	13, Sherry Banks vs. George Washington (1/21/97)
Steals	9, Taiqua Brittingham vs. Northwestern (12/22/83)
Blocks	9 (3x), last by Susan Walvius vs. FSU (1/4/86)
Minutes Played	54 (2x), last by Katie O'Connor & Amy Wetzel vs. Dayton (2/27/1999)

VIRGINIA TECH TEAM

Most points scored	117 at Mercer (2/16/87)
Most points combined	201 (2x), last at Dayton (1/18/97)
Most points scored at home	105 (4x), last vs. HCU (11/16/23)
Most points scored on the road	117 at Mercer (2/16/87)
Most points scored in a quarter	39 vs. Maryland Eastern Shore (12/6/17) in 3Q
Most points scored in a half	67 at Charleston (12/14/84) in 2H
Fewest points scored in a quarter	2 at Virginia (1/26/17) in 3Q
Fewest points scored in a half	8 (2x), last at Miami (2/5/15) in 1H
Fewest points combined	73 (2x), last at Boston College (1/5/12)
Largest margin of victory	69, vs. HCU (11/16/23)
Worst defeat	60, vs. Old Dominion (1/27/78)
Most points in a loss	90, at Clemson (12/29/84)
Fewest points scored	26, at Duke (1/16/13)
Fewest points allowed	24, vs. USC Upstate (11/14/22)
Most points allowed	108, vs. Old Dominion (1/27/78)
FG made	51, at Mercer (2/16/87)
FG attempted	94, vs. Appalachian State (11/17/79)
FG percentage	66.1 vs. Appalachian State (11/17/79)
3FG made	18, vs. Wichita State (12/21/19)
3FG attempted	39, vs. Notre Dame (1/21/21)
3FG made (both teams)	26, at NC State (1/24/21)
3FG attempted (both teams)	70, vs. USC Upstate (11/6/18)
Free throws made	43, vs. Yale (1/9/82)
Free throws attempted	58, vs. Yale (1/9/82)
Most FT made without a miss	20, vs. Duke (12/30/21)
Offensive rebounds (since 1987-88)	43, vs. Liberty (1/8/90)
Defensive rebounds (since 1987-88)	49, vs. Gardner-Webb (12/6/20)
Total rebounds	75, vs. Liberty (1/8/90)
Assists	38, at Mercer (2/16/87)
Fewest turnovers	6 (6x), last vs. Miami (1/11/24)
Most turnovers	46, at James Madison (2/16/78)
Steals	23, at Florida State (12/17/79)
Blocks	14, vs. East Tennessee State (12/21/92)

VIRGINIA TECH WOMEN'S BASKETBALL INDIVIDUAL RECORDS FOR A SINGLE ACC GAME

INDIVIDUAL HIGHS

Most points scored	39, Georgia Amoore at Virginia (3/3/24)
Most points scored at home	32 (2x), last by Aisha Sheppard vs. Virginia (2/23/20)
Most points scored on the road	39, Georgia Amoore at Virginia (3/3/24)
Field goals made	15 (3x), last by Elizabeth Kitley vs. Virginia (2/1/24)
Field goals attempted	28, Elizabeth Kitley at Duke (1/18/24)
Most FG made without a miss	7, Tajjah Campbell vs. Virginia (2/28/2016)
3FG made	8 (3x), last by Georgia Amoore at Virginia (3/3/24)
3FG attempts	20, Aisha Sheppard vs. Notre Dame (1/21/21)
Free throws made	14 (2x), last by Sidney Cook at Miami (2/21/2106)
Free throws attempted	18, Nikki Davis at Miami (1/24/10)
Free throws made without a miss	12, Dara Mabrey at North Carolina (2/9/20)
Offensive rebounds	10, (2x), last by LaTorri Hines-Allen vs. Clemson (2/3/12)
Defensive rebounds	17, Elizabeth Kitley vs. Notre Dame (12/18/22)
Total rebounds	21 (2x), last by Elizabeth Kitley vs. Wake Forest (1/17/21)
Assists	11 (3x), last by Georgia Amoore, vs. NC State (2/19/23)
Turnovers	11, Carleigh Wenzel vs. Florida State (1/2/25)
Steals	7 (2x), last by Channette Hicks vs. Louisville (2/9/17)
Blocks	8, Elizabeth Kitley at Notre Dame (2/20/20)
Minutes Played	50, Carrie Mason at Florida State (2/19/2005)

VIRGINIA TECH TEAM

Most points scored	102, at Syracuse (2/17/22)
Most points combined	181, at Boston College (2/3/19)
Most points scored at home	91, vs. Pitt (12/31/23)
Most points scored on the road	102, at Syracuse (2/17/22)
Most points scored in a quarter	34, vs. Florida State (2/12/23) in 1Q
Most points scored in a half	57, vs. Pitt (12/31/23) in 2H
Fewest points scored in a quarter	2, at Virginia (1/26/17) in 3Q
Fewest points scored in a half	8, at Miami (2/5/15) in 1H
Fewest points combined	73, at Boston College (1/5/12)
Largest margin of victory	50, vs. Pitt (12/31/23)
Worst defeat	50, at Duke (2/21/11)
Most points in a loss	87, at NC State (1/24/21)
Fewest points scored	26, at Duke (1/16/03)
Fewest points allowed	33 (2x), last vs. Boston College (1/3/16)
Most points allowed	107, at Florida State (1/14/18)
FG made	36 (2x), last at Syracuse (2/17/22)
FG attempted	88, at Florida State (2/19/05)
FG percentage	65.4, at No. 18 Louisville (2/18/24)
3FG made	15 (2x), last vs. Pitt (12/10/20)
3FG attempted	39, vs. Notre Dame (1/21/21)
3FG made (both teams)	26, at NC State (1/24/21)
3FG attempted (both teams)	68, at Syracuse (2/1/18)
Free throws made	31, at Boston College (2/6/22)
Free throws attempted	34, vs. Wake Forest (1/23/15)
Most FT made without a miss	20, vs. Duke (12/30/21)
Offensive rebounds	28, vs. Clemson (2/3/12)
Defensive rebounds	39 (2x), last at Syracuse (2/17/22)
Total rebounds	59, at Clemson (1/2/15)
Assists	25, at Miami (2/11/08)
Fewest Turnovers	6 (4x), last vs. Virginia (2/1/24)
Steals	17 (3x), last vs. Maryland (2/4/08)
Blocks	10 (2x), last vs. Virginia (1/9/14)

COMBINED TEAM STATISTICS



2024-25 Virginia Tech Women's Basketball Combined Team Statistics All games

Page 1/1
as of Jan 05, 2025

Game Records

Record	Overall	Home	Away	Neutral
ALL GAMES	10-4	7-1	2-1	1-2
CONFERENCE	1-2	0-1	1-1	0-0
NON-CONFERENCE	9-2	7-0	1-0	1-2

Score by Periods

Team	1st	2nd	3rd	4th	OT	TOT
Virginia Tech	267	249	275	278	0	1069
Opponents	216	205	265	221	0	907

Team Box Score

No.	Player				Total			3-Point		F-Throw		Rebounds				PF DQ A TO BLK STL PTS AVG						
		GP-GS	MIN	AVG	FG-FGA	FG%	3FG-3FGA	3FG%	FT-FTA	FT%	OFF	DEF	TOT	AVG	PF	DQ	A	TO	BLK	STL	PTS	AVG
1	WENZEL, Carleigh	14-14	381:01	27.2	60-164	.366	22-59	.373	58-74	.784	5	46	51	3.6	28	0	42	59	10	18	200	14.3
4	MICHEAUX, Rose	14-14	376:38	26.9	73-129	.566	0-0	.000	19-33	.576	51	66	117	8.4	31	1	25	29	7	8	165	11.8
11	EKH, Matilda	14-14	391:14	27.9	57-133	.429	24-73	.329	20-20	1.000	9	35	44	3.1	19	0	26	23	4	8	158	11.3
10	BAKER, Carys	14-14	434:51	31.1	58-121	.479	20-54	.370	17-25	.680	20	61	81	5.8	21	1	20	14	12	10	153	10.9
0	WHITE, Lani	14-13	314:14	22.4	40-87	.460	10-23	.435	24-30	.800	8	32	40	2.9	18	0	18	25	2	4	114	8.1
12	SUFFREN, Samyha	10-0	189:57	19.0	32-57	.561	2-5	.400	15-18	.833	7	17	24	2.4	17	1	22	13	1	12	81	8.1
3	NELSON, Mackenzie	14-1	320:21	22.9	28-54	.519	2-11	.182	19-25	.760	1	28	29	2.1	26	1	46	30	1	22	77	5.5
34	PETERSEN, Kayl	14-0	222:04	15.9	23-48	.479	8-22	.364	12-15	.800	11	34	45	3.2	22	0	11	13	11	1	66	4.7
2	WELLS, Leila	11-0	102:46	9.3	11-26	.423	6-15	.400	4-5	.800	2	7	9	0.8	9	0	8	7	2	3	32	2.9
22	WHITE, Ramiya	8-0	38:36	4.8	5-12	.417	0-0	.000	7-8	.875	6	11	17	2.1	4	0	0	8	0	0	17	2.1
21	HAZELTON, Myah	6-0	28:17	4.7	2-4	.500	0-0	.000	2-2	1.000	0	0	0	0.0	9	0	0	4	0	1	6	1.0
Team											21	26	47									
Total		14	2800		389-835	.466	94-262	.359	197-255	.773	141	363	504	36.0	204	4	218	229	50	87	1069	76.4
Opponents		14	2800		352-827	.426	72-241	.299	131-192	.682	129	324	453	32.4	281	3	167	246	31	98	907	64.8

Team Statistics

	VT	OPP
Scoring	1069	907
Points per game	76.4	64.8
Scoring margin	+11.6	-
Field goals-att	389-835	352-827
Field goal pct	.466	.426
3 point fg-att	94-262	72-241
3-point FG pct	.359	.299
3-pt FG made per game	6.7	5.1
Free throws-att	197-255	131-192
Free throw pct	.773	.682
F-Throws made per game	14.1	9.4
Rebounds	504	453
Rebounds per game	36.0	32.4
Rebounding margin	+3.6	-
Assists	218	167
Assists per game	15.6	11.9
Turnovers	229	246
Turnovers per game	16.4	17.6
Turnover margin	+1.2	-
Assist/turnover ratio	1.0	0.7
Steals	87	98
Steals per game	6.2	7.0
Blocks	50	31
Blocks per game	3.6	2.2
Winning streak	1	-
Home win streak	0	-
Attendance	40287	7043
Home games-Avg/Game	8-5036	3-2348
Neutral site-Avg/Game	-	3-5595

Team Results

Date	Opponent		Score	Att.
11/04/2024	UNCW	W	99-57	5064
11/10/2024	vs Iowa	L	52-71	15424
11/13/2024	UNC Asheville	W	85-62	4606
11/16/2024	Coppin St.	W	86-51	4890
11/19/2024	Rutgers	W	91-80	4644
11/23/2024	Elon	W	87-69	5156
11/29/2024	vs Davidson	W	79-50	787
11/30/2024	vs Michigan	L	65-76	573
12/04/2024	at Georgia	W	70-61	2162
12/08/2024	at Duke	L	59-81	2328
12/15/2024	Radford	W	73-34	5421
12/21/2024	Campbell	W	81-46	5082
01/02/2025	Florida St.	L	74-105	5424
01/05/2025	at Miami (FL)	W	68-64	2553



COMBINED TEAM STATISTICS IN ACC PLAY



2024-25 Virginia Tech Women's Basketball Combined Team Statistics In Conference games

Page 1/1
as of Jan 05, 2025

Game Records

Record	Overall	Home	Away	Neutral
ALL GAMES	1-2	0-1	1-1	0-0
CONFERENCE	1-2	0-1	1-1	0-0
NON-CONFERENCE	0-0	0-0	0-0	0-0

Score by Periods

Team	1st	2nd	3rd	4th	OT	TOT
Virginia Tech	44	44	49	64	0	201
Opponents	62	56	70	62	0	250

Team Box Score

No.	Player			Total		3-Point		F-Throw		Rebounds												
		GP-GS	MIN	AVG	FG-FGA	FG%	3FG-3FGA	3FG%	FT-FTA	FT%	OFF	DEF	TOT	AVG	PF	DQ	A	TO	BLK	STL	PTS	AVG
1	WENZEL, Carleigh	3-3	96:01	32.0	16-47	.340	4-14	.286	12-15	.800	1	7	8	2.7	4	0	6	21	5	0	48	16.0
10	BAKER, Carys	3-3	108:05	36.0	14-29	.483	9-16	.563	9-11	.818	6	18	24	8.0	5	0	4	3	0	2	46	15.3
4	MICHEAUX, Rose	3-3	102:31	34.2	12-26	.462	0-0	.000	7-12	.583	10	14	24	8.0	9	1	6	8	0	3	31	10.3
12	SUFFREN, Samyha	1-0	21:10	21.2	3-5	.600	0-0	.000	4-4	1.000	2	4	6	6.0	0	0	3	0	0	1	10	10.0
11	EKH, Matilda	3-3	93:54	31.3	9-26	.346	3-15	.200	6-6	1.000	1	7	8	2.7	6	0	3	6	2	3	27	9.0
0	WHITE, Lani	3-2	69:38	23.2	9-16	.563	0-4	.000	3-3	1.000	1	5	6	2.0	3	0	6	7	0	1	21	7.0
3	NELSON, Mackenzie	3-1	60:58	20.3	3-14	.214	0-2	.000	7-8	.875	1	2	3	1.0	5	0	7	7	0	4	13	4.3
2	WELLS, Leila	2-0	19:38	9.8	1-4	.250	1-3	.333	0-0	.000	1	1	2	1.0	2	0	0	0	1	0	3	1.5
34	PETERSEN, Kayl	3-0	26:47	8.9	0-2	.000	0-2	.000	2-2	1.000	0	3	3	1.0	2	0	2	1	1	0	2	0.7
22	WHITE, Ramiya	1-0	01:18	1.3	0-0	.000	0-0	.000	0-0	.000	0	0	0	0.0	1	0	0	0	0	0	0	0.0
Team											5	3	8					1				
Total		3	600		67-169	.396	17-56	.304	50-61	.820	28	64	92	30.7	37	1	37	54	9	14	201	67.0
Opponents		3	600		104-199	.523	20-51	.392	22-33	.667	33	75	108	36.0	61	0	53	45	15	37	250	83.3

Team Statistics

	VT	OPP
Scoring	201	250
Points per game	67.0	83.3
Scoring margin	-16.3	-
Field goals-att	67-169	104-199
Field goal pct	.396	.523
3 point fg-att	17-56	20-51
3-point FG pct	.304	.392
3-pt FG made per game	5.7	6.7
Free throws-att	50-61	22-33
Free throw pct	.820	.667
F-Throws made per game	16.7	7.3
Rebounds	92	108
Rebounds per game	30.7	36.0
Rebounding margin	-5.3	-
Assists	37	53
Assists per game	12.3	17.7
Turnovers	54	45
Turnovers per game	18.0	15.0
Turnover margin	-3.0	-
Assist/turnover ratio	0.7	1.2
Steals	14	37
Steals per game	4.7	12.3
Blocks	9	15
Blocks per game	3.0	5.0
Winning streak	1	-
Home win streak	0	-
Attendance	5424	4881
Home games-Avg/Game	1-5424	2-2441
Neutral site-Avg/Game	-	0-0

Team Results

Date	Opponent		Score	Att.
12/08/2024	at Duke	L	59-81	2328
01/02/2025	Florida St.	L	74-105	5424
01/05/2025	at Miami (FL)	W	68-64	2553



2024-25 SEASON GAME-BY-GAME BOX SCORES

GAME 13: VIRGINIA TECH 74 - FSU 105



Official Basketball Box Score - Final
Florida State at Virginia Tech
 01/02/25 Cassell Coliseum, Blacksburg, Va.
 2024-25 Women's Basketball

Game Time: 6:02 PM
 Game Duration: 1:48
 Attendance: 5,424

Officials: Jeffrey Smith, Teresa Stack, Tom Danaher

Florida State - 105		Record: 12-2 (2-0)										Shooting By Period						
NO.	Name	Min	FG	3P	FT	Rebounds	Fouls	TP	AS	TO	ST	Blocks	BS	BA	+/-	1st	FG%	
			M/A	M/A	M/A	OR	DR	TOT	PF	FD		BS	BA					
21	Makayla Timpson	F 25:43	8-12	0-0	0-0	2	4	6	4	0	16	1	4	3	4	0	31	3PT% 1-4 25.0%
00	Ta'Niya Latson	G 30:31	18-29	2-3	2-5	1	2	3	4	5	40	5	3	5	1	31	FT% 2-2 100%	
1	Brianna Turnage	G 18:02	0-1	0-0	0-0	2	2	2	1	1	0	1	0	0	0	-3	2nd FG% 6-15 53.3%	
3	O'Mariah Gordon	G 28:30	7-16	0-3	4-4	1	2	3	1	3	18	8	1	7	0	21	3PT% 1-2 50.0%	
13	Carla Viegas	G 15:40	2-4	2-4	0-0	0	1	1	2	1	6	0	0	0	0	-6	4th FG% 4-6 66.7%	
6	Mariana Valenzuela	09:43	1-2	1-2	0-0	0	1	1	1	0	3	0	0	1	0	0	24	1st FG% 13-22 59.1%
11	Sydney Bowles	20:42	2-5	1-3	0-0	1	4	5	3	0	5	2	2	0	0	18	3PT% 2-5 40.0%	
24	Armaya Bonner	22:10	1-2	0-1	0-0	1	5	6	2	0	2	1	1	1	1	0	31	FT% 0-2 0%
4	Raiane Dos Santos	15:24	3-3	1-1	0-0	0	1	1	3	0	7	0	1	2	0	0	8	3rd FG% 11-20 55.0%
32	Avery Treadwell	13:17	4-6	0-0	0-2	2	2	4	2	2	8	0	0	1	1	1	0	3PT% 3-6 50.0%
8	Morelia Chavez	01:18	0-0	0-0	0-0	0	0	0	0	0	0	0	0	0	0	0	0	FT% 0-1 0%
Team			2		2		4		0		0		0		0		GM FG% 46-79 58.2%	
Totals			46-79	7-17	5-11	10	26	36	23	12	105	18	12	21	7	4	31	3PT% 7-17 41.2%
Technical Fouls: NONE																		
Dead Ball Rebounds: 2-0																		

Virginia Tech - 74		Record: 9-4 (0-2)										Shooting By Period						
NO.	Name	Min	FG	3P	FT	Rebounds	Fouls	TP	AS	TO	ST	Blocks	BS	BA	+/-	1st	FG%	
			M/A	M/A	M/A	OR	DR	TOT	PF	FD		BS	BA					
4	Rose Micheaux	F 34:16	6-11	0-0	4-7	6	8	14	1	5	16	2	3	0	0	1	-23	3PT% 3-7 42.9%
10	Carys Baker	F 34:21	2-5	2-3	6-6	3	6	9	0	4	12	3	2	1	0	0	-30	FT% 2-2 100%
0	Lani White	G 23:46	4-6	0-2	2-2	0	2	2	1	1	10	3	3	0	0	0	-4	2nd FG% 4-12 33.3%
11	Carleigh Wenzel	G 29:49	4-15	2-6	2-2	0	2	2	1	4	12	2	11	0	2	2	-30	3PT% 0-5 0.0%
11	Matilda Ekh	G 33:47	4-11	1-6	4-4	1	5	6	2	4	13	0	1	0	1	0	-29	FT% 9-10 90%
3	Mackenzie Nelson	20:06	2-7	0-0	5-6	0	1	1	3	4	9	2	4	0	0	3	-25	2nd FG% 4-15 26.7%
34	Kayl Petersen	10:05	0-1	0-1	2-2	0	0	0	1	1	2	2	0	0	0	0	-9	3PT% 2-6 33.3%
2	Lelia Wells	12:32	0-3	0-2	0-0	0	1	1	2	0	0	0	0	0	1	1	-6	FT% 3-4 75%
22	Ramiya White	01:18	0-0	0-0	0-0	0	0	0	0	0	0	0	0	0	0	0	0	4th FG% 6-13 46.2%
Team			22		5		20		12		26		38		23		74	3PT% 0-2 0.0%
Totals			22-59	5-20	25-29	12	26	38	14	24	74	14	24	1	4	7	31	FT% 11-13 84.6%
Technical Fouls: NONE																		
Dead Ball Rebounds: 3-0																		

Notes	Hokies	Points from	Noles	Hokies	Period by Period Scoring						
Biggest lead	38 (4 th 3:47)	1 (1 st 7:59)	Turnovers	34	18	1st	2nd	3rd	4th	TOT	
Best Scoring Run	10 (1 st 2:32)	8 (2 nd 1:18)	Paint	74	24	Noles	31	21	28	25	105
Lead Changes	2	Second Chance	14	15	Hokies	21	17	13	23	74	
Times Tied	1	Fast Breaks	18	2							
Time with Lead	39:09	00:17	Bench	25	11						



GAME 14: VIRGINIA TECH 68 - MIAMI 64



Official Basketball Box Score - Final
Virginia Tech at Miami (FL)
 01/02/25 Hialeah Center, Coral Gables
 2024-25 Women's Basketball

Game Time: 12:00 PM
 Game Duration: 2:28
 Attendance: 2,553

Officials: Pulant Spruiell, Ed Stolsky, Brandon Entorline

Virginia Tech - 68		Record: 10-4 (1-3)										Shooting By Period						
NO.	Name	Min	FG	3P	FT	Rebounds	Fouls	TP	AS	TO	ST	Blocks	BS	BA	+/-	1st	FG%	
			M/A	M/A	M/A	OR	DR	TOT	PF	FD		BS	BA					
4	Rose Micheaux	F 37:13	2-5	0-0	3-4	2	3	5	3	4	7	3	4	2	0	0	8	1st FG% 6-16 37.5%
10	Carys Baker	F 38:09	7-15	7-12	2-3	2	7	9	3	4	23	1	0	1	0	0	4	3PT% 3-10 30.0%
0	Lani White	G 28:26	2-6	0-2	0-0	1	2	3	1	2	4	3	2	1	0	0	3	FT% 0-0 0%
11	Carleigh Wenzel	G 35:03	5-15	1-5	6-6	1	2	3	2	4	17	3	2	0	2	1	-1	2nd FG% 3-11 27.3%
11	Matilda Ekh	G 29:54	4-9	2-6	2-2	0	1	1	3	2	12	2	1	3	0	0	-6	3PT% 2-7 28.6%
3	Mackenzie Nelson	20:51	0-3	0-2	2-2	0	1	1	1	2	2	4	2	3	0	0	10	FT% 5-6 83.3%
34	Kayl Petersen	03:19	0-1	0-1	0-0	0	2	2	0	0	0	0	1	0	0	0	-2	1st FG% 7-16 43.8%
2	Lelia Wells	07:06	1-1	1-1	0-0	1	0	1	0	0	3	0	0	0	0	0	4	3PT% 2-6 33.3%
Team			0		2		0		0		0		0		0		GM FG% 5-12 41.7%	
Totals			21-55	11-29	15-17	7	20	27	13	18	68	16	12	10	2	1	4	FT% 0-0 0%
Technical Fouls: NONE																		
Dead Ball Rebounds: 4-0																		

Miami (FL) - 64		Record: 11-4 (1-3)										Shooting By Period						
NO.	Name	Min	FG	3P	FT	Rebounds	Fouls	TP	AS	TO	ST	Blocks	BS	BA	+/-	1st	FG%	
			M/A	M/A	M/A	OR	DR	TOT	PF	FD		BS	BA					
21	Natalija Marshall	F 25:01	2-5	1-2	0-0	3	4	7	4	0	5	4	1	0	0	0	12	1st FG% 8-18 44.4%
44	Cameron Williams	F 32:36	3-7	0-0	9-11	3	7	10	3	9	15	2	2	1	0	1	-6	3PT% 0-2 0.0%
4	Jasmyne Roberts	G 31:43	6-14	1-5	0-0	1	1	2	3	1	12	6	3	1	0	0	0	FT% 0-0 0%
14	Haley Cavinder	G 34:01	5-14	2-6	0-0	1	5	6	2	1	12	6	3	1	1	1	-4	2nd FG% 5-12 41.7%
15	Hanna Cavinder	G 32:32	4-6	1-2	0-0	0	2	2	1	0	9	0	3	0	0	0	0	3PT% 2-5 40.0%
5	Ahnay Adams	13:50	0-1	0-1	0-0	0	0	0	3	2	0	1	4	1	0	0	-5	FT% 0-0 0%
42	Leah Harmon	13:11	3-5	0-0	1-1	2	0	0	0	6	1	0	0	0	0	0	-9	1st FG% 8-11 72.7%
1	Lemayah Hyton	08:17	1-1	0-0	0-0	0	0	0	0	2	0	0	1	1	0	0	-4	3PT% 2-3 66.7%
8	Darrione Rogers	06:11	1-3	0-1	0-0	0	1	1	1	0	2	0	1	1	0	0	-3	FT% 5-6 83.3%
0	Aurora Almon	02:38	0-0	0-0	0-0	0	0	0	1	0	0	1	0	0	0	0	-1	4th FG% 4-15 26.7%
Team			2		4		6		0		1		0		0		GM FG% 1-7 14.3%	
Totals			25-56	5-17	9-11	11	25	36	18	13	64	17	19	6	1	2	4	FT% 4-5 80%
Technical Fouls: NONE																		
Dead Ball Rebounds: 2-0																		

Notes	Hokies	Points from	Noles	Hokies	Period by Period Scoring						
Biggest lead	4 (4 th 0:06)	12 (3 rd 4:16)	Turnovers	17	5	1st	2nd	3rd	4th	TOT	
Best Scoring Run	7 (3 rd 0:59)	11 (3 rd 4:16)	Paint	14	28	Noles	15	13	16	24	68
Lead Changes	7	Second Chance	12	5	Hokies	15	13	16	24	68	
Times Tied	5	Fast Breaks	3	0							
Time with Lead	04:25	32:56	Bench	5	10						



VIRGINIA TECH GAME-BY-GAME STARTERS

OPPONENT	RESULT	GUARD	GUARD	GUARD	FORWARD	FORWARD
UNC Wilmington	W, 99-57	Wenzel	Lani White	Ekh	Baker	Micheaux
vs. Iowa	L, 52-71	Wenzel	Lani White	Ekh	Baker	Micheaux
UNC Asheville	W, 85-62	Wenzel	Lani White	Ekh	Baker	Micheaux
Coppin State	W, 86-51	Wenzel	Lani White	Ekh	Baker	Micheaux
Rutgers	W, 91-80	Wenzel	Lani White	Ekh	Baker	Micheaux
Elon	W, 87-69	Wenzel	Lani White	Ekh	Baker	Micheaux
vs. Davidson	W, 79-50	Wenzel	Lani White	Ekh	Baker	Micheaux
vs. Michigan	L, 65-76	Wenzel	Lani White	Ekh	Baker	Micheaux
at Georgia	W, 71-60	Wenzel	Lani White	Ekh	Baker	Micheaux
at No. 8 Duke	L, 59-81	Wenzel	Nelson	Ekh	Baker	Micheaux
Radford	W, 73-34	Wenzel	Lani White	Ekh	Baker	Micheaux
Campbell	W, 81-46	Wenzel	Lani White	Ekh	Baker	Micheaux
Florida State	L, 74-105	Wenzel	Lani White	Ekh	Baker	Micheaux
Miami	W, 68-64	Wenzel	Lani White	Ekh	Baker	Micheaux

VIRGINIA TECH GAME-BY-GAME STAT LEADERS

OPPONENT	RESULT	POINTS	REBOUNDS	ASSISTS	STEALS	BLOCKS	MINUTES	+/-
UNC Wilmington	W, 99-57	Ekh (18)	Ekh (9)	Wenzel (5)	Nelson (4)	Wenzel (2)	Ekh (31:27)	Ekh & Nelson (+36)
vs. Iowa	L, 52-71	Wenzel (14)	Micheaux/Wenzel (7)	Ekh (3)	Multiple (2)	Petersen (2)	Baker (36:12)	Hazleton (0)
UNC Asheville	W, 85-62	Wenzel (25)	Wenzel (8)	Baker (4)	Wenzel (3)	Petersen (2)	Wenzel (30:44)	Wenzel (+23)
Coppin State	W, 86-51	Micheaux (19)	Micheaux (11)	Ekh/Nelson (5)	Nelson (3)	Petersen (2)	Lani White (29:13)	Lani White (+33)
Rutgers	W, 91-80	Wenzel (19)	Micheaux (17)	Suffren (4)	Wenzel (5)	Multiple (1)	Micheaux (34:24)	Suffren (+12)
Elon	W, 87-69	Micheaux (19)	Micheaux (14)	Micheaux (10)	Nelson (2)	Baker (2)	Micheaux (31:43)	Ekh (+31)
vs. Davidson	W, 79-50	Multiple (11)	Micheaux (9)	Wenzel/Nelson (4)	Wenzel (2)	Multiple (1)	Nelson (24:44)	Micheaux (+28)
vs. Michigan	L, 65-76	Baker (15)	Lani White/Ekh (5)	Wenzel (5)	Baker/Wenzel (3)	Baker (1)	Ekh (36:38)	Micheaux (+2)
at Georgia	W, 70-61	Multiple (14)	Micheaux (9)	Wenzel (5)	Nelson (2)	Micheaux/Suffren (1)	Ekh (37:09)	Baker (+14)
at No. 8 Duke	L, 59-81	Wenzel (19)	Baker/Suffren (6)	Suffren (3)	Multiple (1)	Multiple (1)	Baker (35:35)	Ekh (-11)
Radford	W, 73-34	Lani White (23)	Micheaux (10)	Nelson (9)	Multiple (1)	Baker/Micheaux (3)	Lani White (30:25)	Lani White (+41)
Campbell	W, 81-46	Ekh (15)	Baker (10)	Nelson/Wenzel (5)	Wenzel (2)	Multiple (1)	Baker (32:06)	Baker (+32)
Florida State	L, 74-105	Micheaux (16)	Micheaux (14)	Baker/L. White (3)	Baker (1)	Wenzel (2)	Baker (34:21)	Ramiya White (0)
Miami	W, 68-64	Baker (23)	Baker (9)	Nelson (4)	Ekh/Nelson (3)	Wenzel (2)	Baker (38:09)	Nelson (+10)

VIRGINIA TECH SPECIALTY SCORING STATS

OPPONENT	Points off Turnovers		Points in the paint		2nd chance points		Fastbreak Points		Bench Points	
	VT-OPP	Margin	VT-OPP	Margin	VT-OPP	Margin	VT-OPP	Margin	VT-OPP	Margin
UNC Wilmington	23-19	+4	68-30	+38	19-3	+16	14-8	+6	33-18	+15
Iowa	15-20	-5	24-44	-20	4-10	-6	6-9	-3	16-7	+9
UNC Asheville	19-14	+5	54-30	+24	10-13	-3	14-4	+10	26-31	-5
Coppin State	20-9	+11	36-18	+18	16-6	+10	8-2	+6	25-19	+6
Rutgers	19-8	+11	48-36	+12	20-14	+6	7-3	+4	32-18	+14
Elon	26-12	+14	48-24	+24	14-8	+6	14-7	+7	27-40	-13
Davidson	17-25	-8	40-18	+22	11-3	+8	19-10	+9	31-21	+10
Michigan	21-10	+11	22-38	-16	5-14	-9	13-13	0	10-10	0
at Georgia	9-19	-10	26-36	-10	15-7	+8	7-2	+5	10-16	-6
at No. 8 Duke	12-20	-8	34-44	-10	12-12	0	2-4	-2	17-51	-34
Radford	17-11	+6	24-16	+8	5-8	-3	7-2	+5	13-14	-1
Campbell	27-7	+20	36-32	+4	6-4	+2	7-6	+1	28-28	+0
Florida State	18-34	-16	24-74	-50	15-14	+1	2-18	-16	11-25	-14
at Miami	17-5	+12	14-28	-14	12-5	+7	3-0	+3	5-10	-5
TOTALS		+47		+30		+43		+35		-24

VIRGINIA TECH LEAD/DEFICIT BREAKDOWNS

OPPONENT	1Q SCORE		HALFTIME SCORE		3Q SCORE		4Q/FINAL		Largest Lead	Largest Deficit	Times Tied	Lead Changes	Time Led (Min)
	VT-OPP	Margin	VT-OPP	Margin	VT-OPP	Margin	VT-OPP	Margin					
UNC Wilmington	34-11	+23	55-23	+32	79-46	+33	99-57	+42	43	0	0	0	39:52
vs. Iowa	26-16	-10	34-30	-4	56-40	-16	71-52	-19	3	21	3	1	1:20
UNC Asheville	18-6	+12	41-22	+19	67-42	+25	85-62	+23	27	2	2	1	36:23
Coppin State	25-15	+10	42-24	+18	67-41	+26	86-51	+35	35	1	0	6	37:58
Rutgers	19-16	+3	36-36	+0	59-57	+2	91-80	+11	14	6	19	22	15:07
Elon	19-13	+6	42-31	+11	69-51	+18	87-69	+18	25	0	0	0	38:27
vs. Davidson	23-6	+17	46-21	+25	62-35	+27	79-50	+29	34	0	0	0	38:58
vs. Michigan	15-24	-9	28-43	-15	47-61	-14	65-76	-11	2	19	1	3	1:03
at Georgia	18-21	-3	30-33	-3	46-53	-7	70-61	+9	9	7	5	7	6:15
at No. 8 Duke	8-15	-7	22-38	-16	42-57	-15	59-81	-22	3	23	1	1	3:32
Radford	17-6	-9	39-12	+27	61-26	+35	73-34	+39	41	3	2	1	35:36
Campbell	19-10	+9	39-24	+15	57-30	+27	81-46	+35	37	0	0	0	39:15
Florida State	21-31	-10	38-52	-14	51-80	-29	74-105	-31	1	38	1	2	0:17
at Miami	15-16	-1	28-28	0	44-51	-7	68-4	+4	4	12	5	7	4:25

VIRGINIA TECH GAME-BY-GAME BREAKDOWN

OPPONENT	DATE	RESULT	FG-A	PCT	3FG-A	PCT	FT-A	PCT	OFF-DEF-TOTAL	PF	AST	TO	STL	BLK	HALFTIME POINTS
UNC Wilmington			21-56	.375	4-18	.222	11-14	.786	4-17-21	17	12	20	6	2	23
Virginia Tech	Nov. 4	W, 99-57	42-68	.618	8-18	.444	7-9	.778	10-31-42	14	23	16	10	4	55
Iowa			29-63	.460	4-18	.222	9-14	.643	14-32-46	13	15	16	3	1	34
Virginia Tech	Nov. 10	L, 52-71	21-59	.356	5-24	.208	5-7	.714	8-21-29	17	6	18	7	2	30
UNC Asheville			23-63	.365	3-19	.158	13-15	.867	15-16-31	30	10	19	3	2	22
Virginia Tech	Nov. 13	W, 85-62	32-54	.593	2-7	.286	19-28	.679	8-26-34	18	13	19	7	3	41
Coppin State			18-52	.346	6-15	.400	9-12	.750	7-16-23	20	13	18	8	0	24
Virginia Tech	Nov. 16	W, 86-41	33-58	.569	9-22	.409	11-16	.688	9-28-37	11	22	16	7	6	42
Rutgers			30-56	.536	6-17	.353	14-19	.737	9-24-33	18	8	20	3	7	36
Virginia Tech	Nov. 19	W, 91-80	35-78	.449	6-15	.400	15-20	.750	21-20-41	15	18	10	9	3	36
Elon			22-52	.423	5-15	.333	20-30	.667	7-23-30	21	9	17	8	0	31
Virginia Tech	Nov. 23	W, 87-69	31-67	.463	6-18	.333	19-27	.731	17-25-42	19	21	15	6	3	42
Davidson			17-55	.309	6-18	.333	10-16	.625	7-21-28	25	9	17	6	1	21
Virginia Tech	Nov. 29	W, 79 -50	28-57	.491	5-10	.500	18-21	.857	11-34-45	18	12	17	5	3	46
Michigan			31-57	.544	9-18	.500	5-7	.714	7-30-37	23	14	20	5	1	43
Virginia Tech	Nov. 30	L, 65-76	21-56	.375	7-23	.304	16-20	.800	7-20-27	13	13	14	9	1	28
at Georgia			26-62	.419	5-16	.313	4-5	.800	8-23-31	16	14	13	6	0	33
Virginia Tech	Dec. 4	W, 70-61	25-56	.446	9-25	.360	11-14	.786	9-28-37	10	18	17	5	2	30
at No. 8 Duke			33-64	.516	8-17	.471	7-11	.636	12-24-36	20	18	14	10	7	38
Virginia Tech	Dec. 8	L, 59-81	24-55	.436	1-7	.143	10-15	.667	9-18-27	12	7	18	3	3	22
Radford			13-59	.220	4-23	.174	4-7	.571	12-23-35	16	20	6	6	1	12
Virginia Tech	Dec. 15	W, 73-34	25-55	.455	11-22	.500	12-14	.857	6-35-41	11	18	17	4	10	39
Campbell			18-53	.340	0-13	.000	10-20	.500	6-24-30	21	4	21	7	1	24
Virginia Tech	Dec. 21	W, 81-46	29-58	.500	9-22	.409	14-19	.737	7-31-38	21	17	16	4	4	39
Florida State			46-79	.582	7-17	.412	6-11	.545	10-26-36	23	18	12	21	7	52
Virginia Tech	Jan. 2	L, 74-105	22-59	.373	5-20	.250	25-29	.862	12-26-38	12	14	24	1	4	38
at Miami			25-56	.446	5-17	.294	9-11	.818	11-25-36	18	17	19	6	1	28
Virginia Tech	Jan. 5	W, 68-64	21-55	.382	11-29	.379	15-17	.882	7-20-27	13	16	12	10	2	28