

2024-25 SCHEDULE/RESULTS

Date	Opponent	Time/Result
NOVEMBER		
Mon. 4	vs. #5/#6 UCLA [^] (ESPN)	L, 59-66
Fri. 8	Southern Indiana (ACCNX)	W, 75-51
Tues. 12	at UT Martin (ESPN+)	W, 86-64
Sat. 16	at #20/#19 Kentucky (SECN+)	L, 61-71 (OT)
Thurs. 21	Morehead State (ACCNX)	W, 107-70
Sun. 24	vs. South Florida% (NBC Sports FAST)	W, 64-60
Sat. 30	at Colorado (ESPN+)	W, 79-71
DECEMBER		
Wed. 4	#11 Oklahoma[^] (ESPN2)	L, 72-78
Sat. 7	vs. #2 UConn [^] (FOX)	L, 52-85
Thurs. 12	Grambling State (ACCNX)	W, 96-57
Sun. 15	#22/#20 NC State@* (ABC)	L, 42-72
Sat. 21	at Memphis (ESPN)	W, 87-88
Sun. 29	at Boston College* (ACCN)	W, 86-73
JANUARY		
Thur. 2	Miami* (ACCNX)	W, 74-56
Sun. 5	at Wake Forest* (ACCN)	W, 81-76 (OT)
Thur. 9	at Pitt* (ACCNX)	W, 65-56
Sun. 12	#13 Georgia Tech* (ACCN)	4 p.m.
Thurs. 16	Syracuse* (ACCNX)	7 p.m.
Sun. 19	at Virginia Tech* (ACCN)	4 p.m.
Sun. 26	at Virginia* (CW)	2 p.m.
Thurs. 30	at SMU* (ACCN)	8 p.m.
FEBRUARY		
Sun. 2	Notre Dame* (ESPN2)	12 p.m.
Thurs. 6	Cal* (ACCN)	8 p.m.
Sun. 9	Stanford* (ESPN2)	12 p.m.
Thurs. 13	at Florida State* (ACCNX)	6 p.m.
Thurs. 20	at Duke* (ESPN2)	7 p.m.
Sun. 23	North Carolina* (ESPN)	2 p.m.
Thurs. 27	Clemson* (ACCN)	6 p.m.
MARCH		
Sun. 2	at Notre Dame* (ESPN)	12 p.m.
Wed-Sun. 5-9	vs. ACC Tournament (ACCN/ESPN)	TBA

Home games are in **bold** | All Times Eastern

* = ACC

[^] = Aflac OUI-Play (Paris, France)

% = WBCA State Farm Showcase (Orlando, Fla.)

= SEC/ACC Challenge

§ = Women's Champions Classic (Brooklyn, N.Y.)

@ = Jimmy V Women's Classic (Louisville, Ky.)

QUICK FACTS

Location	Louisville, Ky.
Founded / Enrollment	1798 / 22,298
Nickname / Colors	Cardinals / Red and Black
Conference	Atlantic Coast
Home Court (Capacity)	KFC Yum! Center (22,090)
President	Dr. Kim Schatzel
Vice President for Athletics	Josh Heird
Senior Woman Administrator	Amy Calabrese
Head Coach	Jeff Walz (Northern Kentucky, '95)
Associate Head Coach	Stephanie Norman
Associate Coach	Jhoneshia Pineda
Associate Coach	Shay Robinson
Assistant Coach	Amanda Butler
Director of Operations	Cortnee Walton
Assistant AD/Women's Basketball	Adrienne Johnson
Director of Video Analytics/Graphic Design	LaMont Russell
All-Time Record	1,022-530 (50th yr.)
All-Time NCAA Tournament Record	44-26 (26 Appearances)
SID - Matt Paras	c: (401) 215-5656
	email: Paras@GoCards.com
Athletics Department	(502) 852-5732
Basketball Office	(502) 852-8355
Sports Information Office	(502) 852-6581

LOUISVILLE

2024-25 WOMEN'S BASKETBALL



Louisville Cardinals vs. #13 Georgia Tech Yellow Jackets

Game 17 • Sunday, January 12 • 4 p.m. ET • ACCN • 93.9-FM The Ville • Louisville, Ky. • KFC Yum! Center

LOUISVILLE

Record: 11-5, 4-1 ACC
 NET: 42 SOS: 15
 Last Game: W, 65-56 at Pitt
 Current Streak: W5
 Scoring Margin: +7.0
 Head Coach: Jeff Walz
 Record at UL: 476-140 (18th year)
 International Record: 19-1 (.950)
 Career Record: 495-141 (.778)
 Leading Scorer: Tajianna Roberts (12.8)
 Leading Rebounder: Olivia Cochran (6.4)
 Assists Leader: Ja'Leah Williams (4.1)
 Blocks Leader: Eseosa Imafidon (0.8)
 Steals Leader: Tajianna Roberts (1.9)

GEORGIA TECH

Record: 15-1, 3-1 ACC
 NET: 17 SOS: 44
 Last Game: L, 94-105 (2OT) vs. Virginia Tech
 Current Streak: L1
 Scoring Margin: +23.8
 Head Coach: Nell Fortner
 Record at GT: 103-65 (Sixth year)
 Career Record: 265-182 (15th year)
 Leading Scorer: Kara Dunn (15.9)
 Leading Rebounder: Dunn, Smith (6.6)
 Assists Leader: Tonie Morgan (5.2)
 Blocks Leader: Ariadna Termis (0.7)
 Steals Leader: Chazadi Wright (1.4)

FAST BREAK

■ The Cardinals return home for two-straight home games starting with #13 Georgia Tech on Sunday. It will only be the Cards seventh home game this season, the fewest home games of any ACC team up to this point in the season. 10 of Louisville's first 16 games have been away from home and they are 6-1 in true road games after the win over Pitt on Thursday. The six road wins are the most of any ACC team so far this season and the Cards have won each of their last five road games.

■ Freshman guard Tajianna Roberts continues to impress in her first collegiate season. Roberts led the team with 17 points and set a career high with five made three-pointers in the win over Pitt on Jan. 9. The five three-pointers are tied for the most by a Louisville player this season. It was her fifth-straight game scoring in double figures. She has scored in double figures in 13 of her 16 games this season, which leads the team.






■ Senior guard Jayda Curry has been lights out at the free throw line this season. She leads the ACC and ranks 10th nationally with a 94.1 free throw percentage on the season. In her 12 games this season, she is 32-for-34 from the free throw line and has been perfect from the line in 10 games this year. The Louisville program record for free throw percentage in a single season is 92.1 (116-126) by Kristin Mattox during the 1995-96 season.

■ Louisville was active on defense as it forced 20 turnovers against the Panthers on Sunday. It was the 10th time this season the Cardinals have forced 20 or more turnovers in a game. Louisville leads the ACC and ranks 34th in the nation with 21.2 turnovers forced per game. The Cardinals tallied 11 steals against Pitt, the seventh-straight game with 10 or more steals.

■ Lead coach Jeff Walz (476-140) is the winningest coach in program history; directing the Cards to 15 NCAA Tournament appearances, including 12 Sweet 16's, eight Elite Eight's, four trips to the Final Four (2009, 2013, 2018, 2022) and two appearances in the national title game (2009, 2013). Prior to his arrival, the Cardinals had never reached a Sweet 16 and only had four tournament wins in 11 appearances. Walz has averaged 27.4 wins per season and has guided the Cardinals to 14-straight 20-win seasons, the fifth longest active streak in the country. Before Walz took over in 2007-08, the program only had 10 20-win seasons in its entire history.

Sports Information Office // University of Louisville // Louisville, KY 40292 // GoCards.com
 Phone: (502) 852-3085 // Fax: (502) 852-7401 // email: Paras@GoCards.com // Twitter: @LouisvilleWBB

PROJECTED STARTERS (based off last game)

12		30		22		44		2											
PPG	RPG	APG	MPG	PPG	RPG	APG	MPG	PPG	RPG	APG	MPG								
6.1	3.9	4.1	22.3	11.3	1.8	2.5	23.8	12.8	2.6	2.2	28.4	10.2	6.4	1.3	25.6	9.8	5.2	0.6	25.2

2024-25 Louisville Cardinals

No.	Name	Pos.	Ht.	Yr.	Hometown	PPG	RPG	APG	Notes
0	Izela Arenas	G	5-9	Fr.	Porter Ranch, Calif.	4.4	1.4	0.9	Scored 10 points in the 2nd quarter against Wake
1	Imari Berry	G	5-10	Fr.	Clarksville, Tenn.	6.3	2.6	1.1	Scored team-best 21 points against Morehead State
2	Nyla Harris	F	6-2	Jr.	Orlando, Fla.	9.8	5.2	0.6	Scored season-best 18 points against Wake
4	Mackently Randolph	F	6-0	Fr.	Los Angeles, Calif.	3.7	1.9	1.1	Scored season-best 9 points against Memphis
5	Rebekah Graves	G	5-6	Fr.	Keller, Texas	-	-	-	Will miss season due to injury
9	Anaya Hardy	F	6-3	Fr.	Detroit, Mich.	1.1	0.6	0.0	Made her collegiate debut against USI
10	Eseosa Imafidon	C	6-5	R-Fr.	Benin-City, Nigeria	0.8	1.8	0.2	Had 6 rebounds and 3 blocks against Morehead State
11	Elif Istanbuluoglu	F	6-3	So.	Istanbul, Türkiye	3.4	2.3	0.5	Competed at the U20 Eurobasket with Türkiye and Coach Walz
12	Ja'Leah Williams	G	5-9	Sr.	Pompano Beach, Fla.	6.1	3.9	4.1	Set a career high with 9 assists against #5/#6 UCLA
13	Merissah Russell	G	5-11	Gr.	Ottawa, Canada	5.4	2.5	1.8	Scored career-best 14 points against #11 Oklahoma
15	Isla Juffermans	F	6-4	Fr.	Coffs Harbour, Australia	3.1	2.0	0.3	Scored 11 points against Morehead State
21	Reagan Bender	G	5-10	Fr.	Louisville, Ky.	1.4	0.4	0.2	Tallied a season-high 7 points against Grambling State
22	Tajjanna Roberts	G	5-10	Fr.	San Diego, Calif.	12.8	2.6	2.2	Has scored in double figures in 13 of 16 games
30	Jayda Curry	G	5-6	Sr.	Corona, Calif.	11.3	1.8	2.5	Scored in double figures in 9 of her 12 games
44	Olivia Cochran	F	6-3	Gr.	Columbus, Ga.	10.2	6.4	1.3	Tallied a double-double (12 pts., 13 reb.) against Memphis

Pronunciation Guide:

Izela (EE-sell-uh), Imari (uh-MAR-ə), Anaya (uh-NYE-uh), Eseosa (Sosa) Imafidon (e-MAH-fee-don), Elif (Ay-lif) Istanbuluoglu (ee-stahn-BOO-low-loo), Isla (EYE-luh), Walz (Walls), Jonneshia Pineda (JON-ee-SHA PIN-ay-duh)

ABOUT THE YELLOW JACKETS

Georgia Tech comes into Sunday's matchup with a 15-1 overall record and are 3-1 in ACC play this season. The Yellow Jackets are ranked 13th in both the Associated Press and USA Today Coaches polls. Georgia Tech won their first 15 games of the season before it picked up its first loss of the season this past Thursday at home against Virginia Tech (94-105, 2OT). Georgia Tech has ACC wins over Syracuse (85-68), Pitt (100-61) and #14 North Carolina (82-76) this season and has wins over #21 Oregon (74-58) and #23 Nebraska (72-61). Georgia Tech ranks in the Top 25 nationally in a number of categories including Bench Points Per Game (3rd, 36.3), Assist/Turnover Ratio (8th, 1.5), Scoring Offense (13th, 83.8), Turnovers Per Game (16th, 12.5), Three Point Attempts Per Game (17th, 27.0), Three Pointers Made Per Game (17th, 9.2), Rebound Margin (19th, +9.7) and Rebounds Per Game (23rd, 42.8). Ariadna Termis ranks sixth in the country with a 3.4 assist/turnover ratio while Tonie Morgan is 23rd nationally with a 2.6 assist/turnover ratio. Morgan is 25th in the nation with 83 assists on the season. Freshman Dani Carnegie is 13th nationally with 45 three-pointers made this season.

■ **Series History** - The Cardinals and Yellow Jackets will meet for the 12th time in program history as all the matchups have come as members of the ACC conference. The Cardinals are 11-0 all-time against the Yellow Jackets and are 6-0 against the Yellow Jackets in games played in Louisville.

■ **Last Meeting (Feb. 22, 2024)** - The No. 20 Louisville women's basketball team (22-6, 11-4 ACC) bounced back with a 80-62 win over Georgia Tech (15-13, 6-10 ACC) Thursday night at McCamish Pavilion. Louisville was lights out behind the arc in the win as they hit a season-high 12 three-pointers as they picked up their seventh road win of the season. With the win, Louisville improved to 11-0 all-time against Georgia Tech and 6-0 after a loss this season. Sydney Taylor had her best game in a Louisville uniform in the win over the Yellow Jackets. She scored a team-best 31 points on 10-for-16 shooting and was 7-for-12 from behind the arc. The 31 points were the most by a Louisville player this season and the seven three-pointers were the most by a Louisville player this season. It is the most threes made by a Louisville player since Dana Evans hit seven against Boston College on Jan. 16, 2020. Taylor also added four rebounds, four assists and tied a career high with four steals. Olivia Cochran led the team with 12 rebounds on the night as was just short of a double double with eight points. Jayda Curry tied a season high with three made three-pointers and she was in double figures with 13 points.

APPROACHING MILESTONES

■ **Cochran Approaches 1,000 Career Rebounds** - Olivia Cochran has 940 career rebounds, 60 shy of 1,000. She currently ranks fourth all-time in Louisville program history for most career rebounds.

■ **Cochran is Second in Career Games Played** - Olivia Cochran has 150 career games played and currently is second in program history for the most games played at Louisville. She only trails Mykasa Robinson, who holds the record at 162 games played.

GAMEDAY INFO

Date: Sunday, January 12

Time: 4 p.m. ET

Site: Louisville, Ky. | KFC Yum! Center (22,090)

TV: ACC Network (Angel Gray, play-by-play; Helen Williams, analyst)

Radio: 93.9-FM The Ville (Nick Curran, play-by-play; Cortnee Walton, analyst)

Series History: Louisville leads 11-0 (6-0 home, 4-0 away, 1-0 neutral)

Last Meeting: W, 80-62 (Feb. 22, 2024 at Atlanta, Ga.)

Team Statistics	Cards (11-5)	GT (15-1)
Points per game	74.1	83.8
Scoring margin	+7.0	+23.8
Field goal percentage	.439	.456
3-Point FG-attempts	107-347	147-432
3-Point FG percentage	.308	.340
3-Point FG made per game	6.7	9.2
Free throws-attempts	187-271	189-246
Free throw percentage	.690	.768
FTs made per game	11.7	11.8
Rebounds per game	36.3	42.8
Rebounding margin	+1.8	+9.7
Assists per game	15.9	18.8
Turnovers per game	17.1	12.5
Turnover margin	+4.1	+4.8
Assist/turnover ratio	0.9	1.5
Steals per game	10.2	9.3
Blocks per game	2.7	2.9

A DECADE OF ACC SUCCESS

Since Louisville joined the ACC back in the 2014-15 season, they have been one of the most successful teams in the conference during the regular season and in the NCAA Tournament.

- Since the 2014-15 season, Louisville leads the league with 142 ACC wins and a .821 winning percentage in conference games. They are the only school in the league to have a winning percentage of .800 or better in ACC games during that timeframe.
- Louisville has had five players named ACC Player of the Year, the most by any school during that time span.
- The Cardinals have won 10 or more ACC games every season since they joined the league. They are the only program in the conference to have 10 or more ACC wins in each of the last 10 seasons.
- Louisville has finished in the Top-5 of the league standings every season they have been in the league. They are the only school to finish in the Top-5 in the ACC standings in each of the last 10 seasons.
- The Cardinals have also reached the quarterfinals or farther in each of the last 10 ACC Tournaments, the only school to reach the quarterfinals or farther in each of the last 10 conference tournaments.
- Over the last four NCAA tournaments (2021, 2022, 2023, 2024), Louisville leads the ACC with 10 total wins in the NCAA Tournament.
- In two of those four years (2021, 2022), the Cardinals were the farthest ACC team to advance in the bracket.
- In the past six NCAA tournaments (2018, 2019, 2021, 2022, 2023, 2024), Louisville has the most wins among ACC teams in the NCAA Tournament with 17. The Cardinals reached the Elite Eight or farther in five of the six of those tournaments.
- Overall since the 2014-15 season, Louisville is second in the conference in NCAA Tournament wins (22) and second in years they have been the last ACC team standing in the tournament (2).

ROBERTS IS ROLLING

Freshman Tajianna Roberts wasted no time making an impact early on in her collegiate career.

- Roberts earned the start in her first collegiate game and was one of two freshmen (Mackently Randolph) in the starting lineup for the season opener.
- She scored a game-high 21 points, hit four three-pointers and did not have any turnovers against #5/#6 UCLA.
- Roberts is the first Louisville freshman to score 20+ points in their debut since the 2020-21 season.
- She followed it up with 11 points, four rebounds and a team-best four assists in the win over Southern Indiana.
- Roberts was named ACC Rookie of the Week following her performance over the opening week of the season.
- Roberts scored in double-figures in each of the next three games against UT Martin (13 points), #20/#19 Kentucky (12 points) and Morehead State (11 points).
- In the win over Colorado, Roberts scored 13 points on 5-for-10 shooting and had a season-high four steals.
- She went on a 5-0 run on her own in the fourth quarter to regain the lead for the Cards. Her run sparked a larger 16-0 run in the fourth quarter as the Cards closed out the win.
- Roberts earned ACC Rookie of the Week honors following her game against the Buffaloes.
- Against No. 11 Oklahoma, Roberts scored 13 points, team-best three assists and two steals.
- Roberts tallied 10 points, a season-high four assists and four steals in the win over Grambling State.
- She scored a career-best 23 points on 10-for-17 shooting to go with three steals and two assists in the win over Memphis. The 23 points were the most scored by a Louisville player this season.
- Roberts tallied 13 points and tied for the team lead with four assists in the road win over Boston College.
- She scored 14 points and tied a season high with four assists and four rebounds to

HEAD COACH JEFF WALZ



Head coach **Jeff Walz**, in his 18th season as a head coach, has compiled a 476-140 record as the Cardinals' leader. Walz and the Cardinals boast quite an astounding resumé that includes 12 trips to the NCAA Sweet 16, eight trips to the Elite Eight, four trips to the final four and two trips to the national title game. Overall, he has compiled a 40-15 record in NCAA Tournament games and ranks 10th all-time and fifth among active coaches with a 72.7 NCAA Tournament winning percentage. All of this for a program that had just four NCAA Tournament wins and had never reached a Sweet 16 prior to Walz being named head coach.

Walz is the all-time winningest coach in program history and averages 27.4 victories per season. He directed Louisville to a program-record 36 victories in 2017-18 en route to being named ACC Coach of the Year, 34 victories in 2008-09, 33 wins in 2013-14, 32 wins in 2018-19 and 29 wins in 2021-22.

Walz has been with the Cardinals for 18 seasons and is tied for 17th for the longest active streak at the same school. Among the power conferences, Walz is sixth behind Geno Auriemma (40 years, UConn), Bill Fennelly (30 years, Iowa State), Jose Fernandez (25 years, USF), Brenda Frese (23 years, Maryland) and Jim Flanery (23 years, Creighton).

The Cardinals have reached 20 wins 14 consecutive times and they have won at least 20 games in 16 of Walz's 17 full seasons. The longest run previously was three, achieved twice, and UofL had just 10 20-win seasons in its 32 previous years.

Walz led Louisville to four consecutive Atlantic Coast Conference regular season titles in 2018, 2019, 2020 and 2021, and over that four-year span, the Cardinals went a combined 122-15, which marked the fewest losses and best winning percentage over a four-year period in program history.

From 2016-2021, he coached the ACC Player of the Year in five of six seasons as Myisha Hines-Allen won the award in 2016, Asia Durr in 2018 and 2019, and Dana Evans in 2020 and 2021. He also coached Angel McCoughtry to Big East Player of the Year honors in 2007.

After being hired as the Cardinals' head coach on March 27, 2007, the Bluegrass State native used little time to make a splash. His first year featured the program's first NCAA Sweet 16 and it culminated with Louisville earning the No. 12 ranking in the final ESPN/USA Today Coaches Poll. For his efforts, Walz was named the WBCA Maggie Dixon Rookie Coach of the Year.

Prior to taking the reins at Louisville, Walz spent five seasons at Maryland, including his final season as the associate head coach in 2006-07. The season prior, he helped lead the Terrapins to a school-record 34 wins and the program's first national title.

Walz has four children: daughter Kaeley, son Jacob, and daughters Lola and Lucy. He married the former Lauren Lueders in September of 2012, and the couple resides in Louisville.

No.	Date	Score
1	11/10/07	Louisville 81, Ball State 62
50	2/17/09	Louisville 89, St. John's 60
100	11/22/11	Louisville 78, Austin Peay 60
150	11/11/13	Louisville 100, Quinnipiac 82
200	1/29/15	Louisville 78, Syracuse 58
250	1/15/17	Louisville 63, Miami 59
300	11/6/18	Louisville 102, WKU 80
350	1/23/20	Louisville 71, Virginia 56
400	1/16/22	Louisville 63, Boston College 53
450	12/10/23	Louisville 73, Kentucky 61

Before Walz	With Walz
1975-2007 (32 seasons)	2007-pres (18th season)
Overall Record	College Record
547-391 (.583)	476-140 (.773)
NCAAT Record	NCAAT Record
4-11 (.267)	40-15 (.727)
Sweet 16 App.	Sweet 16 App.
0	12
Elite Eight App.	Elite Eight App.
0	8
Final Four App.	Final Four App.
0	4
NCAA Finalist	NCAA Finalist
0	2

go with two steals in the win over Miami.

- In the road win over Wake Forest, Roberts scored 17 points (6-for-13 shooting) with three three-pointers and three assists.
- Roberts led the team with 17 points and set a season high with five three-pointers in the win over Pitt. It was her fifth-straight game scoring in double figures.
- She has scored in double figures in 13 of 16 games this season, the most by any Louisville player.

CURRY IS COOKING

Senior guard Jayda Curry has been an impact player in her second season with the Cardinals after transferring from Cal in the summer of 2023.

- She made her season debut against Morehead State after missing the first four games due to injury.
- Curry scored in double figures in each of her first four games, including a team-best 14 points in the road win over Colorado on Nov. 30.
- In the WBCA Showcase against South Florida, Curry had a season-best six assists to go with 12 points in the win.
- Curry tied a season high with 14 points and tallied five assists in the road win over Memphis on Dec. 21.
- She scored 14 points for the second-straight game as she led the team in the road win over Boston College.
- Curry had her best game of the season against Miami when she scored a season-best 21 points on 6-for-12 shooting and tied a career high with four three-pointers made.
- She scored seven of her 11 points and made back-to-back threes in overtime in the road win over Wake Forest.
- She has scored 10 or more points in nine of her 12 games this season.

RUNNING IT BACK AGAIN FOR OC

Olivia Cochran is back for her fifth and final collegiate season with the Cardinals for the 2024-25 season.

- Cochran has started every game in each of the last three seasons and has started in 111-straight games for the Cardinals through 16 games in the 24-25 season.
- She has played in 150 career games at Louisville and is second in program history for most career games played.
- She currently ranks fourth all-time on the career rebound list at Louisville with 940 for her career.
- Cochran scored in double figures in back-to-back games against USI (team-best 15 points) and UT Martin (14 points).
- She led the team with six rebounds and had six points, two steals, an assist and a block against Morehead State.
- Cochran was named WBCA Showcase Most Outstanding Player after she led the Cards with 13 points and nine rebounds in the win over South Florida on Nov. 24.
- She led the Cards with 17 points and nine rebounds against No. 11 Oklahoma.
- Tallied her first double-double of the season with a season-best 18 points and 11 rebounds in the win over Grambling State.
- She picked up her second double-double of the season with 12 points and 13 rebounds in the win over Memphis. The 13 rebounds are the most by a Louisville player in a game this year.
- Cochran scored 13 points on 6-for-9 shooting and led the team with seven rebounds, four assists and three steals in the win over Boston College.
- She tallied 13 points on 6-for-9 shooting and tied a season high with three steals in the win over Miami.
- Cochran tied a career high when she went 9-for-9 from the free throw line and scored in double figures for the fourth-straight game with 13 points to go with a team-best seven rebounds and four assists in the road win over Wake Forest.
- She has shot 50 percent or better from the field in nine of her 16 games this season.

HOW ABOUT HARRIS

Nyla Harris made a big jump in her second season with the Cardinals and is ready to continue the upward trend during her junior season.

- She led the team with 16 points on 6-for-8 shooting in the road win over UT Martin.
- Harris tallied eight points on 4-for-6 shooting and three rebounds in just 10 minutes of



STANDINGS (JAN. 10)

TEAM	ACC	PCT.	OVERALL
1. Notre Dame	4-0	1.000	13-2
2. Louisville	4-1	.800	11-5
3. Georgia Tech	3-1	.750	15-1
4. Cal	3-1	.750	15-2
5. Florida State	3-1	.750	13-3
6. Duke	3-1	.750	12-4
7. NC State	3-1	.750	11-4
8. Clemson	3-2	.600	10-6
9. North Carolina	2-2	.500	14-3
10. Virginia Tech	2-2	.500	11-4
11. SMU	2-2	.500	10-6
12. Virginia	2-2	.500	10-6
13. Miami	1-3	.250	11-4
14. Stanford	1-3	.250	9-6
15. Boston College	1-3	.250	10-7
16. Pitt	0-4	.000	8-9
17. Wake Forest	0-4	.000	7-8
18. Syracuse	0-4	.000	6-9

ACC RESULTS (Jan. 9)

Louisville 65, Pitt 56

SMU 72, Syracuse 71 (OT)

Notre Dame 100, Wake Forest 64

#19/#18 North Carolina 53, #14 Duke 46 (OT)

Virginia Tech 105, #13 Georgia Tech 94 (2OT)

Virginia 67, Clemson 60

Stanford 89, RV/#24 Florida State 84

#24/#25 Cal 78, #21/#19 NC State 71

ACC SCHEDULE (Jan. 12)

#13 Georgia Tech vs. Louisville	4 p.m.	ACCN
#14 Duke vs. Virginia	12 p.m.	ACCN
SMU vs. Pitt	1 p.m.	ACCNX
Wake Forest vs. Virginia Tech	2 p.m.	ACCNX
Boston College vs. #19/#18 North Carolina	2 p.m.	ACCN
#3 Notre Dame vs. Clemson	2 p.m.	CW
#21/#19 NC State vs. Stanford	3 p.m.	ESPN
RV/#24 Florida State vs. #24/#25 Cal	5 p.m.	ACCNX
Miami vs. Syracuse	6 p.m.	ACCN

action against Morehead State.

- In her return to her hometown, Harris led the Cards with nine rebounds and had eight points on 3-for-3 shooting from the floor in the win over South Florida.
- Harris had a team-best 14 points on 5-for-7 shooting and a team-best four rebounds to go with three steals in the win over Colorado.
- She was one of five players in double figures with 10 points, six rebounds, three steals, two blocks and two assists against No. 11 Oklahoma.
- Harris joined Cochran in the double-double party with 14 points and 10 rebounds against Grambling for her first double-double of the season.
- She tallied 12 points on 5-for-6 shooting to go with five rebounds in the win over Boston College.
- Harris led the team with a season-best 18 points on 8-for-10 shooting with four rebounds and two steals in the road win over Wake Forest.

WILLIAMS IS WORKING

Transfer guard Ja'Leah Williams has been stuffing the stat sheet this season for the Cards.

- In the season opener against #5/#6 UCLA, she set a career high with nine assists to go with a team-high four steals, team-high seven rebounds and 11 points.
- The nine assists were the second most by an ACC player in a game over the first week of the season.
- Williams led the team again with four assists to go with six rebounds, four points and two steals in the win over Southern Indiana.
- In the win over UT Martin on Nov. 12, Williams had nine points on 4-for-4 shooting to go with three rebounds, two steals, an assist and a block.
- Against #20/#19 Kentucky, Williams tallied nine points, a team-high six assists and had five rebounds and a block.
- Williams was efficient against Morehead State as she had a game-high eight assists to go with six points in 14 minutes of action.
- She came up clutch with the go-ahead layup in the final minute of the team's win over South Florida on Nov. 24 and led the team with seven assists.
- Williams led the team with four assists to go with six points and two steals and a block against Grambling State.
- She had a team-best seven assists to go with six points on 3-for-3 shooting with three steals and three rebounds in the win over Memphis.
- Williams had a season-best 12 points to go with six rebounds, two assists and two steals in the win over Boston College.
- Facing her former team, Williams led the team with seven assists, seven rebounds and four steals and tallied eight points in the win over the Hurricanes.
- It was the sixth time this season she has had six or more in a game and the ninth time this season she has led the team in assists.

CARDS ECLIPSE CENTURY MARK IN WIN OVER MOREHEAD STATE

- Louisville had an offensive explosion in its 107-70 win over Morehead State on Nov. 21.
- Louisville had all 14 players score in the win, the most players to score in a game this season. It is the first time in the Jeff Walz era that the Cardinals had 14 different players score in a game.
 - The Cardinals scored over 100 points for the first time this season and the 32nd time in program history.
 - Louisville tallied 59 points in the first half, the most points scored in a first half since Dec. 5, 2022, when they scored 62 against SIUE.
 - The Cardinals were 39-for-62 (62.9 percent) from the field, their highest field goal percentage in a game since 2022 against SIUE when they shot 66.2 percent (43-for-65).
 - Louisville lit it up from distance as they were 16-for-27 (59.3 percent) from behind the arc. It was the most three-pointers made in a single game since Nov. 6, 2018, when they hit 16 in the season opening win on the road against Western Kentucky.
 - The Cards had 25 assists in the win, the most in a single game since they had 25 against Syracuse on January 29, 2023.

ROSTER BREAKDOWN

Louisville returns five players that played for last year's team and brings in nine newcomers to the 2024-25 squad.

2024-25 NATIONAL RANKINGS

Associated Press (Week 9)		USA Today (Week 9)		
1	UCLA* (30)	15-0	1 UCLA* (31)	15-0
2	South Carolina	14-1	2 South Carolina	14-1
3	Notre Dame* (2)	12-2	3 Notre Dame*	12-2
4	USC	14-1	4 LSU	17-0
5	Texas	15-1	5 USC	14-1
6	LSU	17-0	6 Texas	15-1
7	UConn*	13-2	7 Maryland	14-0
8	Maryland	14-0	8 UConn*	13-2
9	Ohio State	14-0	9 Ohio State	14-0
10	Oklahoma*	13-2	10 Kansas State	15-1
11	TCU	15-1	11 Oklahoma*	13-2
12	Kansas State	15-1	12 TCU	15-1
13	Georgia Tech*	15-0	13 Georgia Tech*	15-0
14	Duke*	12-3	14 Duke*	12-3
15	Kentucky*	13-1	15 Tennessee	13-1
16	Tennessee	13-1	16 Kentucky*	13-1
17	West Virginia	12-2	17 West Virginia	12-2
18	Alabama	15-1	18 North Carolina*	13-3
19	North Carolina*	13-3	19 NC State*	11-3
20	Michigan State	12-2	19 Alabama	15-1
21	NC State*	11-3	21 Michigan State	12-2
22	Utah	12-2	22 Utah	12-2
23	Iowa	12-3	23 Iowa	12-3
24	Cal*	14-2	24 Florida State*	13-2
25	Michigan	10-4	25 Cal*	14-2

* opponent this season

* opponent this season

Others receiving votes: Florida St. 18, Vanderbilt 18, Mississippi 14, Harvard 10, Minnesota 7, Oklahoma St. 5, Washington 2, Mississippi St. 1

Others receiving votes: Baylor 34; Ole Miss 20; Vanderbilt 16; Minnesota 11; Michigan 9; Saint Joseph's 8; South Dakota State 5; Harvard 2; Creighton 2; Seton Hall 1; Nebraska 1; George Mason 1; FGCU 1

Louisville in the Polls

Date	AP	USAT
Preseason	17	17
Week 1	18	18
Week 2	25	22
Week 3	24	23
Week 4	22	22
Week 5	RV	RV
Week 6	NR	NR
Week 7	NR	NR
Week 8	NR	NR
Week 9	NR	NR

■ **Returns** - The Cardinals returned two starters from last year's team in graduate forward Olivia Cochran and junior forward Nyla Harris. Both Harris and Cochran played in all 34 games last season and led the team with 6.6 rebounds per game. Cochran eclipsed the 1,000-career point plateau last season and was second on the team in points with 10.8 points per game. She also led the team with 0.6 blocks per game and 1.4 steals per game. Harris led the team with six double doubles last season and was one of four players to average 10 points or more per game (10.4). Joining the two starters are graduate guard Merissah Russell, senior guard Jayda Curry and sophomore forward Elif Istanbuluoglu. Curry played in all 34 games last season and was one of five players to average nine points or more per game (9.2). Russell also played in all 34 games last season and earned her first collegiate start. She was one of seven players to average five points or more per game (5.1). Istanbuluoglu played in all 34 games in her first collegiate season and collected a double-double in just her third career game against Bellarmine.

■ **Newcomers** - Louisville brings in a large crop of newcomers with eight freshman and one collegiate transfer.

■ Senior Ja'Leah Williams joins the Cardinals after playing her first three collegiate seasons in the ACC at Miami. She has played in 99 career games and made 81 starts in Miami and was part of the 2022-23 squad that reached the Elite Eight. She was selected to the 2022 ACC All-Freshman team after her first season with the Hurricanes.

■ Imari Berry was the highest-rated recruit by ESPN.com as she was No. 19 overall and a five-star recruit. She was a McDonald's All-American and the 2024 Tennessee Girls Basketball Gatorade Player of the Year. She was the first player from Clarksville High School to be named Ms. Basketball in the state of Tennessee.

■ Mackenly Randolph was also a five-star prospect and ranked No. 23 overall by ESPN.com. She was a McDonald's All-American with Berry and played in the All-American Game. Randolph also played in the Jordan Brand Classic with two other Louisville recruits (Roberts, Arenas). She was named a Third Team Naismith Trophy All-American.

■ Tajianna Roberts was one spot behind Randolph as she was ranked No. 24 overall by ESPN.com and a five-star recruit. Roberts played with Randolph and Arenas in the Jordan Brand Classic. She played in the Chipotle National Finals in her senior season with IMG. Roberts was named a Naismith Trophy Honorable Mention All-American.

■ Izela Arenas rounded out the Cardinals ranked in the Top-100 by ESPN.com as she came in at No. 88 overall. She was high school teammates with Randolph at Sierra Canyon. The duo won a CIF Open Division championship, a CIF State Open Division championship, an ESPN national championship and four league championships while playing at Sierra Canyon. Arenas also played in the Jordan Brand Classic with Randolph and Roberts.

■ Reagan Bender is a local product from Louisville and played at Sacred Heart. She won a state championship in all four years at Sacred Heart becoming the only program, boys or girls, to win four-straight titles in the state of Kentucky. Bender earned first team all-state honors and was a finalist for Miss Basketball in the state of Kentucky.

■ Isla Juffermans comes to Louisville from Australia where she had a successful prep and international career. She is coming off a season in the NBL where her team won the East Championship before coming to Louisville. She was the 2023 New South Wales Champion and won MVP. Competing for her country, she was named the MVP of the 2022 FIBA Under 18 Women's Asian Championship.

■ Anaya Hardy comes to Louisville from Detroit where she won three-straight PSL Championships with Renaissance High. Hardy was named 2024 AP First Team All-State, 2024 MLive's Metro Detroit Dream Team and 2024 Detroit Free Press First Team All-Area.

■ Rebekah Graves joins the Cardinals from Texas where she was named the 4-6A Defensive Player of the Year. Her older sister, Sarah, plays collegiately at the University of Texas Austin.

RETURNING STARTERS

The Cards returned five players that made a start in a Louisville uniform led by Olivia Cochran (145) and Nyla Harris (65), who both started all 34 games last season. Jayda Curry (9), Elif Istanbuluoglu (2) and Merissah Russell (5) have also made starts in a Louisville uniform. Between the five players, they have started 226 career games for the Cardinals. Louisville also brings in transfer guard Ja'Leah Williams, who has started 97

TOP TEAM EFFORTS UNDER JEFF WALZ

Most points scored in a game: 116 vs. DePaul, 12/4/20 (UofL 116, DePaul 75)

Most field goals made in a game: 49 vs. DePaul, 12/4/20 (UofL 116, DePaul 75)

Most 3-point field goals made in a game: 18 vs. Syracuse, 2/11/12 (UofL 89, SU 62)

Most free throws made in a game: 33 at Kentucky, 12/11/22 (UofL 86, UK 72)

Most free throws attempted in a game: 42 vs. Rutgers, 1/11/09 (UofL 64, RU 59)

Most total rebounds in a game: 68 vs. Loyola-Chicago, 11/9/13 (UofL 101, LC 54)

Most assists in a game: 28 vs. Ball State, 12/17/13 (UofL 105, BSU 67); vs. Chattanooga, 3/18/17 (UL 82, UTC 62)

Most steals in a game: 24 vs. BYU, 3/21/15 (UofL 86, BYU 53)

Most blocked shots in a game: 11 vs. DePaul, 12/4/20 (UofL 116, DePaul 75); vs. TSU, 12/2/18 (UofL 107, TSU 52)

Fewest turnovers in a game: 3 vs. Oregon State, 3/26/18 (UofL 76, OSU 43)

Fewest points allowed in a game: 25 vs. Bellarmine, 11/16/21 (UofL 82, BU 25); vs. Tennessee State, 12/31/12 (UofL 88, TSU 25)

Largest margin of victory: 78 vs. Bellarmine, 11/16/23 (UofL 111, BU 33)

Highest field goal percentage in a game: .678 (40-59) vs. IPFW, 11/29/10 (UofL 100, IPFW 79)

Highest 3-point percentage in a game (min. 8 attempts): .714 (10-14) vs. Rutgers, 3/8/09 (UofL 87, RU 82, 2 OT)

Lowest field goal percentage allowed: .149 (7-47) Bellarmine, 11/16/21 (UofL 82, BU 25)

HONORS

Imari Berry

ACC Newcomer Watch List

Olivia Cochran

WBCA Showcase Most Outstanding Player, 2025 McClain Award Watch List, 2024 All-ACC Second Team, 2023-24 Wooden Award Preseason Top 50 Watch List, 2023-24 Naismith Women's Player of the Year Watch List, 2023-24 Pre-season All-ACC, 2024 McClain Award Watch List, ACC Second Team All-Tournament, 2023 McClain Award Watch List, 2022 McClain Award Watch List, 2020-21 ACC All-Freshman Team

Jayda Curry

2025 Drysdale Award Watch List, 2023-24 Naismith Women's Player of the Year Watch List, ACC Newcomer Watch List, All-Pac-12 Honorable Mention - Coaches (2023), Pac-12 All-Conference - Media (2023), Pac-12 Freshman of the Year - Media (2022), Pac-12 All-Conference - Media (2022), Pac-12 All-Freshman Team - Media (2022), All-Pac-12 Honorable Mention - Coaches (2022), Pac-12 All-Freshman Team - Coaches (2022), Pac-12 Freshman of the Week (Five times)

Nyla Harris

2025 Leslie Award Watch List

Jeff Walz

2021-22 Naismith Coach of the Year Late Season Watch List, 2020-21 Naismith Coach of the Year Semifinalist, 2019-20 Naismith Coach of the Year Semifinalist, 2019 USA Basketball National Coach of the Year, 2018-19 Naismith Coach of the Year Semifinalist, 2017-18 ACC Coach of the Year, 2017-18 Naismith Coach of the Year Semifinalist

Tajianna Roberts

2x ACC Rookie of the Week (12/2, 11/11)

Ja'Leah Williams

2022 All-ACC Freshman Team

career games between Miami and Louisville.

ANOTHER 20-WIN SEASON

UofL defeated #12/14 Notre Dame 73-66 last season to reach 20 wins for the 14th-straight season and extended the program record. The 14-straight seasons with 20 or more wins is the fifth-longest active streak in the country. The longest run previously was three, achieved twice. The Cards have won at least 20 games in 16 of Walz's 17 seasons. Prior to Walz's arrival, Louisville had just 10 20-win seasons in its history.

PRESEASON AP AND USA TODAY RANKINGS

The Cardinals were ranked 17th in both the 2024-25 Associated Press and USA Today preseason poll. They were one of six ACC teams in the AP and USA Today polls.

■ **Preseason Top-20** - It marks the 14th-consecutive season that Louisville has been ranked in the Top-20 of the AP preseason poll and the 15th time in Walz's 18-year tenure. The 14-year streak in the preseason Top-20 is the longest active streak of any ACC team. The second-longest active streak among ACC teams is just three years.

PRESEASON HONORS FOR BERRY, COCHRAN, CURRY & HARRIS

Olivia Cochran, Jayda Curry, Nyla Harris and Imari Berry all earned preseason honors ahead of the 2024-25 season.

■ Cochran was named to the Katrina McClain Award Watch List for the fourth-straight season. She was one of just two players that has been on the McClain Award Watch List in each of the last four seasons.

■ Curry was named to the Ann Meyers Drysdale Award Watch List which highlights the best shooting guard in the country. This is the first time she has been named to a positional watch list in her collegiate career.

■ Harris was selected for the Lisa Leslie Award Watch List prior to the season, which honors the best center in college basketball. It is Harris' first positional watch list nomination for her collegiate career.

■ Berry was selected as one of five players on the ACC Newcomer Watch List, the Blue Ribbon Panel selected prior to the season. The Cardinals have had a player on the ACC Newcomer Watch List in five of the last six seasons.

ONE OF THE BEST IN THE COUNTRY

Louisville has been one of the best teams in the country since the start of the 2017-18 season. The Cardinals have totaled 212 wins and an .819 winning percentage. The wins rank fifth and the winning percentage ranks seventh in the NCAA during that span. Louisville is just one of seven teams to win 200 games or more over the past eight seasons.

ALLOWING 59 POINTS OR LESS

The Cardinals have great success when allowing 59 points or less in a game over the past few seasons. Louisville has won 49-straight games when allowing 59 points or less in a game after the 65-56 win over Pitt on Jan. 9. The 49-straight wins dates back to the 2020-21 season. Over the past 10 seasons, the Cardinals are 156-4 when allowing 59 points or less in a game.

ROAD WARRIORS

Since the start of the 2017-18 season, the Cardinals are 75-18 in true road games. Louisville is third in the NCAA in road wins and fifth in road winning percentage (.806) during that span.

70-PLUS POINTS

The Cardinals are 110-8 in their last 118 games when they have scored 70 points or more, dating back to the 2018-19 season. UofL is 339-31 when surpassing the 70-point plateau under Walz.

50/50

Last season, the Cardinals were 9-0 in games when they shot 50 percent or better from the floor and they are 5-0 this season after they shot 50.0 percent (31-62) from the field in the win over Boston College on Dec. 29. Overall, they boast a 157-3 record when shooting 50 percent or better from the field under Walz.

CAREER 20-POINT GAMES

Imari Berry (1)	
vs. Morehead State	11/21/24 21
Olivia Cochran (3)	
vs. Liberty	11/25/23 21
DePaul.....	11/12/23 21
vs. Iowa	3/26/23 20
Jayda Curry (18) *at Cal	
Miami.....	1/2/25 21
vs. Notre Dame.....	3/8/24 26
at Colorado*.....	2/25/23 26
at Utah*.....	2/23/23 28
Southern Cal*	2/19/23 27
at Arizona State*.....	2/10/23 21
Oregon State*.....	1/29/23 21
at Stanford*.....	12/23/22 20
UC San Diego*.....	12/16/22 22
vs. Notre Dame*.....	11/12/22 24
at Oregon State*.....	2/20/22 23
at Southern Cal*	2/4/22 21
at Stanford*.....	1/21/22 30
Cal Poly*.....	12/18/21 27
Furman*.....	11/26/21 26
at UC San Diego*	11/20/21 20
at San Francisco*	11/13/21 27
Sacramento St.*	11/9/21 23

Nyla Harris (1)	
at Syracuse.....	2/11/24 22

Tajianna Roberts (2)	
at Memphis.....	12/21/24 23
vs. UCLA	11/4/24 21

CAREER DOUBLE-DOUBLES

Olivia Cochran (16)		
at Memphis	12/21/24	12 pts., 13 rebs.
Grambling State	12/12/24	18 pts., 11 rebs.
vs. MTSU	3/22/24	17 pts., 10 rebs.
Florida State	2/29/24	16 pts., 11 rebs.
at NC State	2/5/24	17 pts., 12 rebs.
Morehead State	12/13/23	16 pts., 11 rebs.
vs. Liberty	11/25/23	21 pts., 11 rebs.
vs. Iowa	3/26/23	20 pts., 14 rebs.
at Pitt	12/18/22	11 pts., 13 rebs.
Longwood	11/25/22	10 pts., 10 rebs.
at Belmont	11/13/22	13 pts., 13 rebs.
Northwestern	3/24/21	13 pts., 15 rebs.
Syracuse	3/6/21	10 pts., 10 rebs.
at Wake Forest	1/24/21	10 pts., 11 rebs.
at Duke	12/9/20	11 pts., 12 rebs.
DePaul	12/4/20	19 pts., 10 rebs.

Jayda Curry (1) *at Cal		
Arkansas-Pine Bluff*	12/03/22	19 pts., 10 rebs.

Elif Istanbuluoglu (1)		
Bellarmine	11/16/23	10 pts., 12 rebs.

Nyla Harris (7)		
Grambling State	12/12/24	14 pts., 10 rebs.
Florida State	2/29/24	11 pts., 15 rebs.
at Syracuse	2/11/24	22 pts., 11 rebs.
Notre Dame	2/8/24	19 pts., 10 rebs.
Syracuse	2/1/24	18 pts., 14 rebs.
at Miami	12/31/23	13 pts., 12 rebs.
DePaul	11/12/23	13 pts., 11 rebs.

NON-CONFERENCE SUCCESS

All-time, Walz is 192-39 (.831) against nonconference foes in regular season play. They are 95-15 in non-conference play over the past nine seasons.

IN RARE AIR

Jeff Walz is among a select few coaches in all of college basketball when it comes to making four or more Final Fours.

- In Women's Basketball, he is one of just four active head coaches and one of 11 all-time to make four or more Final Fours.
- Of those 11, Walz is one of nine to have all of his appearances come at the same school.
- Including Men's Basketball, Walz is one of seven active and one of 32 all-time to make four or more Final Fours.
- Of those 32, he is one of 25 to make all of his appearances at the same school.

Season	Record
2007-08	11-2
2008-09	13-1
2009-10	8-5
2010-11	9-5
2011-12	11-2
2012-13	12-2
2013-14	12-1
2014-15	12-1
2015-16	9-5
2016-17	13-2
2017-18	14-1
2018-19	13-0
2019-20	11-1
2020-21	7-1
2021-22	10-1
2022-23	9-4
2023-24	11-2
2024-25	7-4
Total	192-39

WALZ IN THE BIG DANCE

Walz boasts a 40-15 record in NCAA Tournament games. He is 10th all-time in winning percentage and fifth among active coaches who have coached in at least 25 tournament games or more. He has directed UofL to a pair of national runner-up finishes (2009, 2013), four Final Fours (2009, 2013, 2018, 2022), eight Elite Eights (2009, 2013, 2014, 2018, 2019, 2021, 2022, 2023), 12 trips to the Sweet 16 and 15 NCAA Tournaments. Walz is one of four active head coaches to make four or more Final Fours.

No.	Coach	Record	Years
1.	Geno Auriemma, UConn	.850 (136-24)	1989-pres
2.	Pat Summitt, Tennessee	.830 (112-23)	1982-2012
3.	Kim Mulkey, Baylor/LSU	.778 (63-18)	2001-pres
4.	Linda Sharp, USC/Texas St.	.760 (19-6)	1982-1997
5.	Leon Barmore, Louisiana Tech	.747 (56-19)	1983-2002
6.	Dawn Staley, Temple, SC	.746 (44-15)	2002-pres.
7.	Vic Schaefer, Miss. St./Texas	.743 (26-9)	1990-pres
8.	Tara VanDerveer, OSU, Stan	.741 (100-35)	1982-2024
9.	Muffet McGraw, Notre Dame	.736 (67-24)	1987-2020
10.	Jeff Walz, Louisville	.727 (40-15)	2008-pres

HOME COURT ADVANTAGE

Since the KFC Yum! Center opened its doors for the 2010-11 season, the Cardinals have had one of the best home court advantages in the country. Louisville is 208-35 all-time at the KFC Yum! Center over the past 15 seasons. During that span, the Cardinals have won at least 11 home games every season. In six of those seasons, the Cardinals lost one home game or less. The Cardinals program record for consecutive home wins is 21 games, a streak that spanned over three seasons. Over the past eight seasons, Louisville is 103-11 at home.

BEST FANS IN THE COUNTRY

During the 2023-24 season, Louisville averaged 8,640 fans at the KFC Yum! Center, which was first in the ACC and eighth in the country. The 8,640 fans per game ranked ninth in ACC men's basketball last season. For 14 straight-seasons, they have led the ACC and ranked in the top 10 in the country in attendance. Last season, they had a season-best 12,249 fans against Virginia Tech, the largest home crowd since the 2018-19 season.

Year	Avg.	High	DI Rank
2010-11	10,859	22,152 vs. UK (12/5/10)	2nd
2011-12	10,670	16,483 vs. UConn (2/7/12)	2nd
2012-13	9,358	15,453 vs. UK (12/2/12)	3rd
2013-14	9,469	22,163 vs. UConn (3/3/13)	3rd
2014-15	9,515	14,862 vs. UK (12/7/14)	3rd
2015-16	9,503	16,524 vs. Cal (11/15/15)	4th
2016-17	8,256	12,245 vs. UK (12/4/16)	5th
2017-18	7,836	14,248 vs. FSU (1/21/18)	5th
2018-19	9,531	17,023 vs. UConn (1/31/19)	3rd
2019-20	9,062	12,086 vs. ND (1/26/20)	5th
2020-21*	2,557	2,989 vs. NCST (2/1/21)	2nd
2021-22	8,361	12,167 vs. Kentucky (12/12/21)	4th
2022-23	8,779	12,015 vs. Notre Dame (2/26/23)	5th
2023-24	8,640	12,249 vs. Virginia Tech (2/18/24)	8th

*Fans limited due to covid protocols

THE LAST TIME LOUISVILLE ...

- Defeated a Top-5 team:**
Nov. 20, 2022 - No. 3 Texas, W, 71-63
- Defeated a Top-25 team:**
Feb. 8, 2024 - No. 12 Notre Dame, W, 73-66
- Scored 100 or more points:**
Nov. 21, 2024 - vs. Morehead State, W, 107-70
- Scored less than 50 points:**
Dec. 15, 2024 - No. 22/20 NC State, L, 42-72
- Allowed 100 or more points:**
Dec. 20, 2009 - at Kentucky, L, 67-101
- Held a team to less than 50 points:**
Jan. 11, 2024 - at Pitt, W, 74-44
- Won an overtime game:**
Jan. 5, 2025 - at Wake Forest, W, 81-76 (OT)
- Lost an overtime game:**
Nov. 16, 2024 - at #20 Kentucky, L, 61-71 (OT)
- Played a double-overtime game:**
Dec. 19, 2019 - at UT Martin, W, 71-63 (2OT)

THE LAST TIME UOFL HAD ...

- A player score 30 points:**
31, Sydney Taylor at Georgia Tech (2/22/24)
- A player score 35 points:**
47, Asia Durr vs. NC State (2/28/19)
- A player score 40 points:**
47, Asia Durr vs. NC State (2/28/19)
- Two players score 20 points in a game:**
21, Olivia Cochran; 20, Kiki Jefferson vs. Liberty (11/25/23)
- A player grab 15 boards:**
15, Nyla Harris vs. Florida State (2/29/24)
- A player grab 20 boards:**
20, Angel McCoughtry vs. Syracuse (2/3/09)
- Two or more players grab 10 rebounds in a game:**
11, Olivia Cochran; 10, Nyla Harris vs. Grambling State (12/12/24)
- A player dish out 10 assists:**
10, Mykasa Robinson vs. Wake Forest (3/3/23)
- A player record five or more steals:**
6, Jayda Curry vs. NC A&T (12/3/23)
- A player with five or more blocked shots:**
5, Emily Engstler vs. FSU (1/27/22)
- Two players record a double-double:**
Olivia Cochran, Nyla Harris vs. Grambling State (12/12/24)
- Three players record a double-double:**
M. Hines-Allen, M. Moore, S. Fuehring vs. Va. Tech (2/9/17)
- Seven players score in double figures:**
Durr (12), Fuehring (12), Jones (12), Dunham (11), Hines-Allen (11), Shook (11), Evans (10) vs. TSU (12/12/17)
- Eight players score in double figures:**
Taylor (15), Harris (14), Mobley (12), Russell (11), Curry (11), Jefferson (11), Cochran (10), Istanbuluoglu (10) vs. BU (11/16/23)
- A player records a triple-double:**
11 pts., 11 rbs., 10 assts. Mariya Moore vs. Syracuse (12/29/16)
- A player with 7 or more 3-pointers:**
7, Sydney Taylor at Georgia Tech (2/22/24)
- A player hit a last-second shot to win a game:**
Emily Engstler, :03.3 at No. 16 Georgia Tech, 50-48 (1/2/21)

2024-25 Women's Basketball Results

RECORD: 11-5 Overall (Home: 4-2; Away: 6-1 Neutral: 1-2; ACC: 4-1)

Date	Opponent	Dec.	Result	Margin	Rec.	High Scorer	High Rebounder	High Assists	Attendance
N 4	vs. #5/#6 UCLA	L	59-66	-7	0-1	Roberts - 21	Williams - 7	Williams - 9	3,472
N 8	SOUTHERN INDIANA	W	75-51	+24	1-1	Cochran - 15	Berry - 8	Roberts, Williams - 4	7,666
N 12	at UT Martin	W	86-64	+22	2-1	Harris - 16	Berry - 9	Arenas - 4	1,453
N 16	at #20/#19 Kentucky	L	61-71 (OT)	-10	2-2	Berry - 14	Cochran - 6	Williams - 6	6,117
N 21	MOREHEAD STATE	W	107-70	+37	3-2	Berry - 21	Cochran, Imafidon - 6	Williams - 8	7,344
N 24	vs. South Florida	W	64-60	+4	4-2	Berry, Cochran - 13	Cochran, Harris - 9	Williams - 7	1,310
N 30	at Colorado	W	79-71	+8	5-2	Cochran, Curry - 14	Harris - 4	Curry - 3	3,487
D 4	#11 OKLAHOMA	L	72-78	-6	5-3	Cochran - 17	Cochran - 7	Roberts - 3	7,446
D 7	vs. #2 UConn	L	52-85	-33	5-4	Berry - 10	Williams - 6	Roberts - 3	9,114
D 12	GRAMBLING STATE	W	96-57	+39	6-4	Cochran - 18	Cochran - 11	Williams, Roberts, Russell - 4	7,395
D 15	#22/#20 NC STATE	L	42-72	-30	6-5	Harris, Cochran - 8	Harris - 8	Curry - 2	9,116
D 21	at Memphis	W	87-68	+19	7-5	Roberts - 23	Cochran - 13	Williams - 7	2,021
D 29	at Boston College	W	86-73	+13	8-5	Curry - 14	Cochran - 7	Cochran, Roberts - 4	1,138
J 2	MIAMI	W	74-56	+18	9-5	Curry - 21	Williams - 7	Williams - 7	7,956
J 5	at Wake Forest	W	81-76 (OT)	+5	10-5	Harris - 18	Cochran - 7	Cochran, Williams, Russell - 4	1,019
J 9	at Pitt	W	65-56	+9	11-5	Roberts - 17	Harris - 8	Curry, Russell - 3	357

Louisville Women's Basketball Game-by-Game Team Statistics

Teams	FG-FGA	Pct	3FG-FGA	Pct	FT-FTA	Pct	O	D	Reb	PF-D	A	TO	STL	BLK	1Q	2Q	3Q	4Q	OT	TOT
UCLA	26-63	.413	8-23	.348	6-8	.750	15	32	47	12-15	20	22	4	7	13	19	18	16		66
Louisville	24-75	.320	6-29	.207	5-8	.625	19	24	43	15-11	15	14	12	3	18	11	17	13		59
Southern Indiana	21-56	.375	3-15	.200	6-12	.500	11	20	31	18-15	8	20	8	2	21	4	11	15		51
LOUISVILLE	29-64	.453	8-25	.320	9-18	.500	18	27	45	15-18	17	19	12	4	22	21	19	13		75
UT Martin	20-67	.299	6-27	.222	18-24	.750	19	14	33	24-19	9	13	13	6	11	9	21	23		64
Louisville	31-54	.574	4-12	.333	20-29	.690	14	32	46	19-24	18	21	8	6	25	19	23	19		86
Kentucky	27-58	.456	4-16	.250	13-18	.722	9	31	40	15-20	17	24	2	9	16	11	15	16	13	71
Louisville	23-64	.359	6-17	.353	9-15	.600	9	19	28	20-15	14	19	5	6	15	15	16	12	3	61
Morehead State	27-58	.466	10-20	.500	6-11	.545	3	21	24	20-9	16	17	4	1	27	10	20	13		70
LOUISVILLE	39-62	.629	16-27	.593	13-24	.542	10	28	38	9-20	25	13	5	5	28	31	20	28		107
South Florida	21-50	.420	8-18	.444	10-13	.769	6	24	30	17-18	13	19	12	1	21	8	17	14		60
Louisville	26-59	.441	3-16	.188	9-12	.750	12	25	37	18-17	17	17	5	3	18	21	14	11		64
Colorado	24-48	.500	5-14	.357	18-23	.783	10	15	25	23-22	17	25	6	4	16	17	22	16		71
Louisville	29-59	.492	4-17	.235	17-23	.739	16	17	33	22-23	12	18	17	2	10	25	21	23		79
Oklahoma	24-53	.453	9-24	.375	21-27	.778	11	32	43	23-29	15	27	6	5	14	15	20	29		78
LOUISVILLE	25-72	.347	8-26	.231	16-20	.800	17	20	37	29-23	15	19	11	2	21	20	19	12		72
UConn	33-63	.524	9-24	.375	10-16	.625	18	34	52	18-14	22	13	5	3	28	21	23	13		85
Louisville	16-62	.258	6-27	.222	14-20	.700	15	13	28	15-18	11	11	7	1	10	14	9	19		52
Grambling State	19-54	.352	3-7	.429	16-22	.727	14	15	29	19-22	8	27	8	1	15	12	11	19		57
LOUISVILLE	39-69	.565	7-18	.389	11-17	.647	18	26	44	22-19	22	19	12	3	19	23	28	26		96
NC State	29-66	.439	7-19	.368	7-10	.700	15	38	53	20-18	14	23	9	4	19	22	20	11		72
LOUISVILLE	16-67	.239	2-23	.087	8-16	.500	16	24	40	18-20	5	17	12	2	6	15	13	8		42
Memphis	23-57	.404	8-15	.533	14-25	.560	12	15	27	16-23	12	19	8	0	21	15	16	16		68
Louisville	36-60	.600	8-18	.444	7-10	.700	9	26	35	23-16	21	19	10	2	21	30	22	14		87
Boston College	25-52	.481	5-14	.357	18-22	.818	12	11	23	21-20	12	23	6	4	18	18	19	18		73
Louisville	31-62	.500	5-17	.294	19-26	.731	20	16	36	20-21	15	20	14	0	23	17	24	22		86
Miami	20-52	.385	4-17	.235	12-17	.706	8	25	33	12-19	9	19	3	1	14	13	13	16		56
LOUISVILLE	29-61	.475	9-26	.346	7-7	1.000	6	24	30	19-12	18	13	11	1	23	20	22	9		74
Wake Forest	27-46	.587	10-19	.526	12-19	.632	9	19	28	17-21	21	28	10	5	17	15	24	14	6	76
Louisville	27-60	.450	9-19	.474	18-19	.947	12	11	23	21-17	17	21	11	0	12	19	23	16	11	81
Pitt	18-51	.353	6-17	.353	14-16	.875	10	25	35	13-19	11	20	8	2	17	11	7	21		56
Louisville	26-66	.394	8-30	.267	5-7	.714	15	23	38	19-13	12	14	11	2	13	8	16	28		65

Louisville Women's Basketball Specialty Statistics

GAME	Points in Paint	Points Off TO	2nd Chance	Fast Break	Bench	Largest Lead	Largest Deficit	Times Tied	Lead Changes	Margins Half	Margins Final
vs. #5/#6 UCLA	20/32	19/19	15/19	15/6	11/23	6 (1st, 8:54)	10 (4th, 4:02)	4	13	-3	-7
Southern Indiana	34/26	19/15	16/11	4/10	31/10	33 (4th, 4:36)	4 (1st, 0:54)	3	4	+18	+24
at UT Martin	52/18	17/19	19/11	20/5	30/9	33 (4th, 6:34)	1 (1st, 9:26)	0	2	+24	+22
at #20/#19 Kentucky	30/38	24/18	3/10	9/4	25/0	7 (3rd, 1:08)	10 (OT, 0:25)	6	9	+3	-10
Morehead State	40/24	27/15	11/3	13/0	72/14	37 (4th, 0:19)	1 (1st, 4:32)	2	4	+22	+37
vs. South Florida	32/20	18/22	11/4	10/19	31/15	13 (3rd, 8:01)	11 (1st, 2:39)	1	4	+10	+4
at Colorado	44/38	33/13	9/11	28/12	43/26	15 (4th, 4:17)	8 (1st, 5:12)	8	10	+2	+8
#11 Oklahoma	22/30	28/19	12/10	2/5	28/17	17 (2nd, 2:11)	6 (4th, 0:07)	6	4	+12	-6
vs. #2 UConn	16/38	10/16	8/21	5/9	31/28	0	46 (3rd, 1:01)	0	0	-25	-33
Grambling State	46/20	29/14	15/11	12/2	45/29	42 (4th, 0:30)	7 (1st, 7:13)	0	3	+15	+39
#22/#20 NC State	24/34	8/18	7/15	4/2	13/28	0	35 (4th, 4:10)	0	0	-20	-30
at Memphis	44/20	18/25	8/4	16/12	36/8	22 (3rd, 1:20)	1 (1st, 6:23)	1	4	+15	+19
at Boston College	40/36	28/16	24/11	19/6	22/12	13 (4th, 0:10)	2 (1st, 1:58)	5	10	+4	+13
Miami	26/32	26/10	6/5	13/0	10/6	28 (4th, 9:48)	2 (1st, 9:40)	1	1	+16	+18
at Wake Forest	20/24	15/26	14/3	11/2	20/23	5 (OT, 1:02)	7 (2nd, 6:18)	11	12	-1	+5
at Pitt	26/18	20/9	13/13	15/11	15/14	14 (4th, 2:35)	9 (2nd, 0:53)	4	2	-7	+9

Team Extended Statistics

Team Box Score Extended

No.	Player	Total			3-Point		F-Throw		Rebounds																		
		GP-GS	MIN	AVG	FG-FGA	FG%	3FG-3FGA	3FG%	FT-FTA	FT%	OFF	DEF	TOT	AVG	PF	DQ	A	A/G	TO	TO/G	A/TO	BLK	BLK/G	STL	STL/G	PTS	AVG
22	ROBERTS, Tajianna	16-16	454:31	28.4	76-186	.409	30-87	.345	22-31	.710	14	27	41	2.6	22	0	35	2.19	31	1.94	1.13	2	0.13	30	1.88	204	12.8
30	CURRY, Jayda	12-4	287:26	24.0	42-108	.389	19-60	.317	32-34	.941	2	20	22	1.8	28	0	30	2.50	19	1.58	1.58	0	0.00	13	1.08	135	11.3
44	COCHRAN, Olivia	16-16	407:14	25.5	64-136	.471	3-14	.214	32-46	.696	32	70	102	6.4	43	3	21	1.31	38	2.38	0.55	10	0.63	20	1.25	163	10.2
2	HARRIS, Nyla	16-16	396:01	24.8	65-111	.586	0-0	.000	26-37	.703	43	40	83	5.2	35	2	10	0.63	35	2.19	0.29	7	0.44	16	1.00	156	9.8
1	BERRY, Imari	16-0	215:58	13.5	37-93	.398	22-51	.431	5-6	.833	8	34	42	2.6	21	0	18	1.13	17	1.06	1.06	5	0.31	7	0.44	101	6.3
12	WILLIAMS, Ja'Leah	16-16	357:19	22.3	39-87	.448	2-12	.167	17-31	.548	27	36	63	3.9	38	0	65	4.06	35	2.19	1.86	4	0.25	28	1.75	97	6.1
13	RUSSELL, Merissah	16-3	292:53	18.3	27-73	.370	14-48	.292	19-22	.864	14	26	40	2.5	26	1	29	1.81	11	0.69	2.64	3	0.19	19	1.19	87	5.4
0	ARENAS, Izela	15-0	162:32	10.8	25-62	.403	11-31	.355	5-6	.833	7	14	21	1.4	16	0	13	0.87	15	1.00	0.87	0	0.00	8	0.53	66	4.4
4	RANDOLPH, Mackenly	16-9	214:47	13.4	24-54	.444	1-16	.063	10-18	.556	14	16	30	1.9	23	0	18	1.13	21	1.31	0.86	2	0.13	10	0.63	59	3.7
11	ISTANBULLUOGLU, Elif	16-0	236:22	14.8	23-48	.479	1-15	.067	7-13	.538	10	26	36	2.3	23	0	8	0.50	17	1.06	0.47	0	0.00	8	0.50	54	3.4
15	JUFFERMANS, Isla	12-0	109:30	9.1	14-31	.452	0-0	.000	9-13	.692	13	11	24	2.0	20	0	4	0.33	15	1.25	0.27	5	0.42	1	0.08	37	3.1
21	BENDER, Reagan	9-0	72:21	8.0	4-15	.267	4-13	.308	1-3	.333	1	3	4	0.4	6	0	2	0.22	5	0.56	0.40	0	0.00	3	0.33	13	1.4
9	HARDY, Anaya	8-0	22:39	2.8	4-8	.500	0-0	.000	1-6	.167	3	2	5	0.6	1	0	0	0.00	1	0.13	0.00	0	0.00	0	0.00	9	1.1
10	IMAFIDON, Eseosa	6-0	20:28	3.4	2-4	.500	0-0	.000	1-5	.200	7	4	11	1.8	1	0	1	0.17	1	0.17	1.00	5	0.83	0	0.00	5	0.8
Total		16	3250		446-1016	.439	107-347	.308	187-271	.690	226	355	581	36.3	303	6	254	15.88	275	17.19	0.92	43	2.69	163	10.19	1186	74.1
Opponents		16	3250		384-894	.430	105-289	.363	201-283	.710	182	371	553	34.6	287	7	224	14.00	339	21.19	0.66	55	3.44	112	7.00	1074	67.1

Score by Periods

Team	1st	2nd	3rd	4th	OT	TOT
Louisville	284	309	306	273	14	1186
Opponents	288	220	277	270	19	1074

Louisville Women's Basketball Miscellaneous Statistics

Louisville's Record When the Cardinals ...

Lead at halftime	9-2
Trail at halftime	2-3
Tied at halftime	0-0
Shoot better from the field than opponent	9-0
Shoot worse from the field than opponent.....	2-5
Shoot the same from the field as opponent.....	0-0
Shoot 50 percent or better from the field	5-0
Shoot below 50 percent from the field.....	6-5
Opp. shoots 50 pct. or better from the field	2-1
Opp. shoots below 50 pct. from the field	9-4
Make more than 7 3-point goals	5-0
Make 7 or fewer 3-point goals	6-5
Attempt 20 or more 3-point field goals.....	4-4
Attempt less than 20 3-point field goals.....	7-1
Make more free throws than opponent.....	5-2
Opponent makes more free throws	6-3
Free throws made are even.....	0-0
Outrebound their opponent.....	9-0
Outrebounded by their opponent.....	2-5
Rebounds are even	0-0
Bench outscores the opposing bench	10-3
Opponent bench outscores bench.....	1-2
Bench points are even.....	0-0
Commit fewer turnovers than opponent	8-5
Commit more turnovers than opponent.....	2-0
Turnovers are even	1-0
Lead with 5:00 remaining	11-2
Trail with 5:00 remaining.....	0-3
Tied with 5:00 remaining	0-0
Play an overtime game.....	0-1
1-4 point margins	1-0
5-10 point margins.....	3-3
11-20 point margins	3-0
21 or more point margins.....	4-2
vs. AP Top 25 teams	0-5
Play at home.....	4-2
Play on the road	6-1
Play on a neutral court.....	1-2
Score 59 points or less.....	0-3
Score 60-69 points	2-1
Score 70-79 points	3-1
Score 80-89 points	4-0
Score 90 points or more	2-0
Allow 59 points or less.....	4-0
Allow 60-69 points	3-1
Allow 70-79 points	4-3
Allow 80-89 points	0-1
Allow 90 points or more	0-0
Play after a loss	4-1
Score the first point.....	8-2
November	5-2
December	3-3
January	3-0
February	0-0
March.....	0-0

Points in Paint

Louisville.....	516 (32.3)	Opp.....	438 (27.4)
-----------------	------------	----------	------------

Points Off Turnovers

Louisville.....	339 (21.2)	Opp.....	274 (17.1)
-----------------	------------	----------	------------

Second Chance Points

Louisville.....	171 (10.7)	Opp.....	157 (9.8)
-----------------	------------	----------	-----------

Fast Break Points

Louisville.....	183 (11.4)	Opp.....	105 (6.6)
-----------------	------------	----------	-----------

Bench Scoring

Louisville.....	453 (28.3)	Opp.....	256 (16.0)
-----------------	------------	----------	------------

Double-Figure

Scoring Games	
Roberts	13
Cochran	9
Curry.....	9
Harris	7
Berry	5
Williams	3
Arenas	3
Russell.....	2
Juffermans.....	1

Games Leading

UofL in Scoring	
Cochran	6
Harris	4
Berry	4
Curry.....	3
Roberts	3

Games Leading

UofL in Rebounding	
Cochran	8
Harris	4
Williams	3
Berry	2
Imafidon.....	1

Games Leading

UofL in Assists	
Williams	9
Roberts	5
Curry.....	3
Russell.....	3
Cochran	2
Arenas	1

Scored Louisville's First Points

Who	
Harris	6
Williams	3
Cochran	3
Roberts	3
Randolph	1

How

Layup	9
Jump Shot	4
Free Throw	3

Double-Doubles

Cochran.....	2
Harris	1

Jump Balls Controlled

UofL.....	10
Opponents.....	6

Starting Lineups

W-L

4-0	Williams	Curry	Roberts	Cochran	Harris
2-1	Williams	Roberts	Russell	Cochran	Harris
5-4	Williams	Roberts	Randolph	Cochran	Harris

Scoring Summary

	1st Pd.	2nd Pd.	3rd Pd.	4th Pd.	OT	Total
Louisville	284	309	206	273	14	1186
Opponents	288	220	277	270	19	1074

Louisville Women's Basketball Team Superlatives

Louisville High	Louisville Low	Statistical Category	Opponent High	Opponent Low
107 vs. Morehead State (11/21/24)	42 vs. NC State (12/15/24)	Points	85 vs. UConn (12/7/24)	51 vs. Southern Indiana (11/8/24)
59 vs. Morehead State (11/21/24)	21 (2x), MR at Pitt (1/9/25)	First-Half Points	49 vs. UConn (12/7/24)	20 at UT Martin (11/12/24)
54 vs. Grambling State (12/12/24)	21 vs. NC State (12/15/24)	Second-Half Points	49 vs. Oklahoma (12/4/24)	26 vs. Southern Indiana (11/8/24)
39 (2x), MR vs. Grambling State (12/12/24)	16 (2x), MR vs. NC State (12/15/24)	Field Goals	33 vs. UConn (12/7/24)	18 at Pitt (1/9/25)
75 vs. UCLA (11/4/24)	54 at UT Martin (11/12/24)	Field Goal Attempts	67 at UT Martin (11/12/24)	46 at Wake Forest (1/5/25)
.629 vs. Morehead State (11/21/24)	.239 vs. NC State (12/15/24)	FG Percentage	.587 at Wake Forest (1/5/25)	.299 at UT Martin (11/12/24)
16 vs. Morehead State (11/21/24)	2 vs. NC State (12/15/24)	3-Point Field Goals	10 (2x), MR at Wake Forest (1/5/25)	3 (3x), MR vs. Grambling State (12/12/24)
30 at Pitt (1/9/25)	12 at UT Martin (11/12/24)	3-Point Field Goal Att.	27 at UT Martin (11/12/24)	7 vs. Grambling State (12/12/24)
.593 vs. Morehead State (11/21/24)	.087 vs. NC State (12/15/24)	3-Point FG Percentage	.533 at Memphis (12/21/24)	.200 vs. Southern Indiana (11/8/24)
20 at UT Martin (11/12/24)	5 (2x), MR at Pitt (1/9/25)	Free Throws	21 vs. Oklahoma (12/4/24)	6 vs. Morehead State (11/21/24)
29 at UT Martin (11/12/24)	7 at Pitt (1/9/25)	Free Throw Attempts	27 vs. Oklahoma (12/4/24)	8 vs. UCLA (11/4/24)
1.000 vs. Miami (1/2/25)	.500 (2x), MR vs. NC State (12/15/24)	Free Throw Percentage	.875 at Pitt (1/9/25)	.500 vs. Southern Indiana (11/8/24)
20 at Boston College (12/29/24)	6 vs. Miami (1/2/25)	Offensive Rebounds	19 at UT Martin (11/12/24)	3 vs. Morehead State (11/21/24)
32 at UT Martin (11/12/24)	11 at Wake Forest (1/5/25)	Defensive Rebounds	38 vs. NC State (12/15/24)	11 at Boston College (12/29/24)
46 at UT Martin (11/12/24)	23 at Wake Forest (1/5/25)	Total Rebounds	53 vs. NC State (12/15/24)	23 at Boston College (12/29/24)
29 vs. Oklahoma (12/4/24)	9 vs. Morehead State (11/21/24)	Fouls	24 at UT Martin (11/12/24)	12 (2x), MR vs. Miami (1/2/25)
25 vs. Morehead State (11/21/24)	5 vs. NC State (12/15/24)	Assists	22 vs. UConn (12/7/24)	8 vs. Southern Indiana (11/8/24)
21 at UT Martin (11/12/24)	11 vs. UConn (12/7/24)	Turnovers	28 at Wake Forest (1/5/25)	13 (2x), MR vs. UConn (12/7/24)
6 at Kentucky (11/16/24)	0 (2x), MR at Wake Forest (1/5/25)	Blocked Shots	9 at Kentucky (11/16/24)	0 at Memphis (12/21/24)
17 at Colorado (11/30/24)	5 (3x), MR vs. South Florida (11/24/24)	Steals	13 at UT Martin (11/12/24)	2 at Kentucky (11/16/24)

Louisville Women's Basketball Individual Superlatives

	Louisville	Opponent
Points	23 by Tajianna Roberts at Memphis (12/21/24)	25 by Frida Formann at Colorado (11/30/24)
Field Goals Made	10 by Tajianna Roberts at Memphis (12/21/24)	9 by Lauren Betts vs. UCLA (11/4/24)
Field Goals Attempted	19 by Tajianna Roberts vs. UCLA (11/4/24)	19 by Aziaha James vs. NC State (12/15/24)
Highest FG Pct. (min. 5 made)	.857 (6-7) by Nyla Harris vs. Grambling State (12/12/24)	.875 (7-8) by Zamareya Jones vs. NC State (12/15/24)
3-Point Field Goals Made	5 (2x), MR by Tajianna Roberts at Pitt (1/9/25)	5 (4x), latest by Rylie Theuerkauf at Wake Forest (1/5/25)
3-Point Field Goals Attempted	10 (2x), MR by Jayda Curry at Pitt (1/9/25)	10 by Kenley McCarn at UT Martin (11/12/24)
3-Point FG Pct. (min. 3 made)	.800 (4-5) by Imari Berry at Kentucky (11/16/24)	.714 (5-7) by Timea Gardiner vs. UCLA (11/4/24)
Free Throws Made	9 by Olivia Cochran at Wake Forest (1/5/25)	8 (2x), MR by Khadija Faye at Pitt (1/9/25)
Free Throws Attempted	9 by Olivia Cochran at Wake Forest (1/5/25)	10 (2x), latest by DeeDee Hagemann at Memphis (12/21/24)
Free Throw Pct. (min. 6 made)	1.000 (9-9) by Olivia Cochran at Wake Forest (1/5/25)	1.000 (8-8) (2x), MR by Khadija Faye at Pitt (1/9/25)
Offensive Rebounds	6 by Nyla Harris vs. Grambling State (12/12/24)	5 (6x), MR by Khadija Faye at Pitt (1/9/25)
Defensive Rebounds	11 by Olivia Cochran at Memphis (12/21/24)	13 (2x), latest by Saniya Rivers vs. NC State (12/15/24)
Total Rebounds	13 by Olivia Cochran at Memphis (12/21/24)	13 (4x), latest by Saniya Rivers vs. NC State (12/15/24)
Turnovers	6 by Olivia Cochran at Colorado (11/30/24)	9 by Sahara Williams vs. Oklahoma (12/4/24)
Assists	9 by Ja'Leah Williams vs. UCLA (11/4/24)	10 by Kindyll Wetta at Colorado (11/30/24)
Blocked Shots	3 (3x), latest by Eseosa Imafidon vs. Morehead State (11/21/24)	5 by Teonni Key at Kentucky (11/16/24)
Steals	4 (4x), latest by Ja'Leah Williams vs. Miami (1/2/25)	4 (2x), latest by Alasia Smith at Memphis (12/21/24)
Minutes Played (regulation game)	37:43 by Tajianna Roberts at Boston College (12/29/24)	40:00 by Mama Dembele vs. South Florida (11/24/24)
Minutes Played (overtime game)	39:33 by Ja'Leah Williams at Kentucky (11/16/24)	45:00 by Georgia Amoore at Kentucky (11/16/24)



O IZELA ARENAS

Guard | 5-9 | Freshman
Porter Ranch, Calif. | Sierra Canyon

SEASON HIGHS

Points..... 13 vs. Grambling State (12/12/24)
 Reb..... 3 (6x), MR at Pitt (1/9/25)
 Asst..... 4 at UT Martin (11/12/24)
 Blocks.....
 Steals..... 2 (3x), MR at Pitt (1/9/25)
 FGM..... 5 vs. Grambling State (12/12/24)
 FGA..... 12 vs. USI (11/8/24)
 3FGM..... 3 vs. Grambling State (12/12/24)
 3FGA..... 5 vs. USI (11/8/24)
 FT..... 2 (2x), MR at Colorado (11/30/24)
 FTA..... 2 (3x), MR at Colorado (11/30/24)
 Minutes..... 27 at Colorado (11/30/24)

MISC STATS

	Season	Career
Double-Doubles.....	0	0
10-Plus Points.....	3	3
20-Plus Points.....	0	0
30-Plus Points.....	0	0
Team-High Points.....	0	0
10-Plus Rebounds.....	0	0
Team-High Rebounds.....	0	0
10-Plus Assists.....	0	0
Team-High Assists.....	1	1

2024-25 GAME-BY-GAME

Opponent	Min	FG-A	3PT-A	FT-A	O-D-T	PF	AST	TO	STL	BLK	PTS	AVG
vs. UCLA	10	1-6	1-4	0-0	1-0-1	0	1	0	0	0	3	3.0
SOUTHERN INDIANA	23	3-12	1-5	0-0	1-2-3	0	1	2	0	0	7	5.0
at UT Martin	17	2-5	0-1	1-2	1-2-3	2	4	5	1	0	5	5.0
at Kentucky	3	0-0	0-0	0-0	0-0-0	1	0	0	0	0	0	3.8
MOREHEAD ST.	13	2-4	2-3	2-2	1-2-3	1	0	1	0	0	8	4.6
vs. USF												--DNP--
at Colorado	27	4-8	1-4	2-2	1-2-3	4	2	3	2	0	11	5.7
OKLAHOMA	6	0-1	0-1	0-0	0-0-0	0	0	0	0	0	0	4.9
vs. UConn	14	1-6	1-4	0-0	0-0-0	0	1	0	0	0	3	4.6
GRAMBLING ST.	12	5-8	3-4	0-0	1-2-3	1	1	1	0	0	13	5.6
NC STATE	11	1-3	0-2	0-0	0-0-0	2	1	1	1	0	2	5.2
at Memphis	1	0-0	0-0	0-0	0-0-0	0	0	1	0	0	0	4.7
at Boston College	3	0-0	0-0	0-0	0-1-1	1	0	0	0	0	0	4.3
MIAMI	3	0-0	0-0	0-0	0-0-0	1	0	0	0	0	0	4.0
at Wake Forest	11	4-5	2-2	0-0	0-1-1	2	1	1	2	0	10	4.4
at Pitt	8	2-4	0-1	0-0	1-2-3	1	1	0	2	0	4	4.4
GEORGIA TECH												
SYRACUSE												
at Virginia Tech												
at Virginia												
at SMU												
NOTRE DAME												
CAL												
STANFORD												
at Florida State												
at Duke												
NORTH CAROLINA												
CLEMSON												
at Notre Dame												

Freshman Year (2024-25)

- Recorded 10 points, all in the second quarter, on 4-for-5 shooting and 2-for-2 from behind the arc while tying a season high with two steals in the win over Wake Forest
- Scored a season-best 13 points and was 3-for-4 from behind the arc and tied a season high with three rebounds in the win against Grambling State
- Tallied a season-high 11 points to go with a season-best three rebounds, two steals and two assists in the road win over Colorado
- Scored a season-best eight points and made two threes against Morehead State
- Led the team with four assists in the road win over UT Martin
- Scored seven points in the win over USI
- Made her collegiate debut against #5/#6 UCLA

Prep and Personal

- Played in the Jordan Brand Classic with Tajianna Roberts and Mackenly Randolph
- In May of 2023, she won the Queen of the Court event, which is a one-on-one showcase with some of the top female basketball players in the country
- Four-star prospect ranked No. 88 by espnW HoopGurlz
- She chose the Cardinals over Oregon, Arizona and Iowa State among others
- Played for Sierra Canyon and was teammates with Mackenly Randolph
- While playing for Sierra Canyon, Arenas won a CIF Open Division championship, a CIF State Open Division championship, an ESPN national championship and four league championships
- During her junior season, Sierra Canyon was ranked No. 1 in the country
- Daughter of former NBA All-Star Gilbert Arenas

IZELA ARENAS CAREER STATISTICS

SEASON	TEAM	GP-GS	MIN/AVG	Field Goals		3-Point		F-Throws		Rebounds				Scoring						
				FG-FGA	FG%	3FG-3FGA	3FG%	FT-FTA	FT%	OFF	DEF	TOT	AVG	PF-FO	A	TO	BLK	STL	PTS	AVG
2024-25	LOU	15-0	163/10.8	25-62	.403	11-31	.355	5-6	.833	7	14	21	1.4	16-0	13	15	0	8	66	4.4
TOTAL		15-0	163/10.8	25-62	.403	11-31	.355	5-6	.833	7	14	21	1.4	16-0	13	15	0	8	66	4.4



1 IMARI BERRY

Guard | 5-10 | Freshman
Clarksville, Tenn. | Clarksville

SEASON HIGHS

Points.....	21 vs. Morehead State (11/21/24)
Reb.....	9 at UT Martin (11/12/24)
Asst.....	4 vs. Morehead State (11/21/24)
Blocks.....	1 (5x), MR vs. NC State (12/15/24)
Steals.....	2 at Colorado (11/30/24)
FGM.....	8 vs. Morehead State (11/21/24)
FGA.....	12 vs. Morehead State (11/21/24)
3FGM.....	5 vs. Morehead State (11/21/24)
3FGA.....	8 vs. Morehead State (11/21/24)
FT.....	2 at Kentucky (11/18/24), at UT Martin (11/12/24)
FTA.....	2 (3x), MR vs. UConn (12/7/24)
Minutes.....	24 vs. USF (11/24/24)

MISC STATS

	Season	Career
Double-Doubles.....	0	0
10-Plus Points.....	5	5
20-Plus Points.....	1	1
30-Plus Points.....	0	0
Team-High Points.....	4	4
10-Plus Rebounds.....	0	0
Team-High Rebounds.....	2	2
10-Plus Assists.....	0	0
Team-High Assists.....	0	0

2024-25 GAME-BY-GAME

Opponent	Min	FG-A	3PT-A	FT-A	O-D-T	PF	AST	TO	STL	BLK	PTS	AVG
vs. UCLA	16	1-7	0-4	0-0	1-2-3	2	0	2	0	1	2	2.0
SOUTHERN INDIANA	19	2-6	0-1	0-0	4-4-8	3	2	1	1	1	4	3.0
at UT Martin	22	3-6	2-3	2-2	1-8-9	2	0	2	1	1	10	5.3
at Kentucky	20	4-8	4-5	2-2	0-1-1	1	1	3	1	0	14	7.5
MOREHEAD ST.	18	8-12	5-8	0-0	0-3-3	1	4	1	0	0	21	10.2
vs. USF	24	5-10	3-6	0-0	0-2-2	3	2	3	0	1	13	10.7
at Colorado	11	2-6	1-2	0-0	0-2-2	1	0	0	2	0	5	9.9
OKLAHOMA	14	0-6	0-6	0-0	1-1-2	0	2	1	0	0	0	8.6
vs. UConn	13	3-8	2-5	1-2	0-1-1	1	1	0	0	0	10	8.8
GRAMBLING ST.	15	3-4	0-0	0-0	1-6-7	1	3	2	0	0	6	8.5
NC STATE	16	1-7	0-2	0-0	0-1-1	0	0	1	1	1	2	7.9
at Memphis	8	2-7	2-4	0-0	0-1-1	3	1	1	0	1	6	7.8
at Boston College	5	2-2	2-2	0-0	0-0-0	3	0	1	0	0	6	7.6
MIAMI	6	0-2	0-2	0-0	0-1-1	3	0	0	0	0	0	7.1
at Wake Forest	2	0-0	0-0	0-0	0-0-0	0	0	0	0	0	0	6.6
at Pitt	6	1-2	0-1	0-0	0-1-1	0	0	0	0	0	2	6.3
GEORGIA TECH												
SYRACUSE												
at Virginia Tech												
at Virginia												
at SMU												
NOTRE DAME												
CAL												
STANFORD												
at Florida State												
at Duke												
NORTH CAROLINA												
CLEMSON												
at Notre Dame												

Freshman Year (2024-25)

- Had a team-best 10 points and hit three three-pointers against #2 UConn
- Led the team in scoring with 13 points on 5-for-10 shooting and was 3-for-6 from behind the arc in the win over USF
- Had a team-high 21 points, shot 8-for-12 from the floor 5-for-8 from three, to go with four assists in the win over Morehead State
- The five three pointers were the most by a Louisville freshman since the 2020-21 season
- Had a team-high 14 points and was 4-for-5 from three on the road against #20 Kentucky. She scored 12-straight points for the Cards between the third and fourth quarter.
- Led the team with nine rebounds and scored 10 points in the win over UT Martin
- Led the team with eight rebounds in the win over USI
- Made her collegiate debut against #5/#6 UCLA
- 2024 ACC Newcomer Watch List

Prep and Personal

- 2024 McDonald's All-American
- 2024 Tennessee Girls Basketball Gatorade Player of the Year
- 2024 Tennessee Class 4A Ms. Basketball
- She was the first player from Clarksville High School to be named Ms. Basketball in the state of Tennessee
- She was a finalist for Ms. Basketball in her sophomore and junior seasons (2022, 2023)
- In her senior season, she led Clarksville to an undefeated regular season and second-straight trip to the state tournament
- 2023 Leaf-Chronicle Girls Basketball Player of the Year
- Five-star prospect, No. 19 ranked recruit and the highest-ranked player from the state of Tennessee by espnW HoopGurlz
- Chose the Cardinals over Kentucky and North Carolina

IMARI BERRY CAREER STATISTICS

SEASON	TEAM	GP-GS	MIN/AVG	Field Goals		3-Point		F-Throws		Rebounds				Scoring						
				FG-FGA	FG%	3FG-3FGA	3FG%	FT-FTA	FT%	OFF	DEF	TOT	AVG	PF-FO	A	TO	BLK	STL	PTS	AVG
2024-25	LOU	16-0	216/13.5	37-93	.398	22-51	.431	5-6	.833	8	34	42	2.6	21-0	18	17	5	7	101	6.3
TOTAL		16-0	216/13.5	37-93	.398	22-51	.431	5-6	.833	8	34	42	2.6	21-0	18	17	5	7	101	6.3



2 NYLA HARRIS

Forward | 6-2 | Junior
Orlando, Fla. | Lake Highland Prep

SEASON HIGHS

Points..... 18 at Wake Forest (1/5/25)
 Reb..... 10 vs. Grambling State (12/12/24)
 Asst..... 2 (4x), MR vs. UConn (12/7/24)
 Blocks..... 2 vs. Oklahoma (12/4/24)
 Steals..... 3 (3x), MR vs. Oklahoma (12/4/24)
 FGM..... 8 at Wake Forest (1/5/25)
 FGA..... 10 (3x), MR at Wake Forest (1/5/25)
 3FGM.....
 3FGA.....
 FT..... 4 (3x), MR vs. Oklahoma (12/4/24)
 FTA..... 4 (6x), MR vs. Grambling State (12/12/24)
 Minutes..... 37 at Wake Forest (1/5/25)

CAREER HIGHS

Points..... 22 at Syracuse (2/11/24)
 Reb..... 15 vs. Florida State (2/29/24)
 Asst..... 2 (10x), MR vs. UConn (12/7/24)
 Blocks..... 3 at Syracuse (1/29/23)
 Steals..... 4 vs. Drake (3/18/23)
 FGM..... 9 vs. Notre Dame (2/8/24)
 FGA..... 13 vs. Alabama (11/24/23)
 3FGM.....
 3FGA..... 1 vs. Liberty (11/25/23)
 FT..... 8 (2x), MR at Syracuse (2/11/24)
 FTA..... 10 vs. Syracuse (2/11/24)
 Minutes..... 38 (2x), latest vs. Florida State (2/29/24)

MISC STATS

	Season	Career
Double-Doubles.....	1	7
10-Plus Points.....	7	25
20-Plus Points.....	0	1
30-Plus Points.....	0	0
Team-High Points.....	3	11
10-Plus Rebounds.....	1	11
Team-High Rebounds.....	4	19
10-Plus Assists.....	0	0
Team-High Assists.....	0	2

2024-25 GAME-BY-GAME

Opponent	Min	FG-A	3PT-A	FT-A	O-D-T	PF	AST	TO	STL	BLK	PTS	AVG
vs. UCLA*	21	3-9	0-0	0-0	2-2-4	1	1	2	3	0	6	6.0
SOUTHERN INDIANA*	17	4-7	0-0	1-4	2-0-2	0	1	2	0	1	9	7.5
at UT Martin*	22	6-8	0-0	4-4	2-1-3	1	2	0	1	0	16	10.3
at Kentucky*	34	2-7	0-0	1-3	0-4-4	4	0	3	0	1	5	9.0
MOREHEAD ST.*	10	4-6	0-0	0-0	2-1-3	0	0	0	0	1	8	8.8
vs. USF*	34	3-3	0-0	2-4	4-5-9	2	0	1	0	1	8	8.7
at Colorado*	31	5-7	0-0	4-4	2-2-4	2	2	4	3	1	14	9.4
OKLAHOMA*	26	3-10	0-0	4-4	5-1-6	5	2	2	3	2	10	9.5
vs. UConn*	20	0-3	0-0	2-2	2-2-4	2	2	2	0	0	2	8.7
GRAMBLING ST.*	19	6-7	0-0	2-4	6-4-10	3	0	2	1	1	14	9.2
NC STATE*	22	4-10	0-0	0-2	5-3-8	0	0	3	0	0	8	9.1
at Memphis*	16	4-4	0-0	0-0	1-2-3	5	0	3	0	0	8	9.0
at Boston College*	26	5-6	0-0	2-2	3-2-5	3	0	4	1	0	12	9.2
MIAMI*	27	4-7	0-0	0-0	1-5-6	2	0	1	0	0	8	9.1
at Wake Forest*	37	8-10	0-0	2-2	3-1-4	2	0	2	2	0	18	9.7
at Pitt*	33	4-7	0-0	2-2	3-5-8	3	0	3	1	0	10	9.8
GEORGIA TECH												
SYRACUSE												
at Virginia Tech												
at Virginia												
at SMU												
NOTRE DAME												
CAL												
STANFORD												
at Florida State												
at Duke												
NORTH CAROLINA												
CLEMSON												
at Notre Dame												

Junior Year (2024-25)

- Led the team with eight rebounds to go with 10 points in the road win over Pitt
- Recorded a season-high 18 points on 8-for-10 shooting to lead the team with four rebounds and two steals in the win at Wake Forest
- Scored 12 points on 5-for-6 shooting with five rebounds in the road win over Boston College
- Tallied her first double-double of the season with 14 points and 10 rebounds on 6-for-7 shooting against Grambling State
- Recorded 10 points to go with six rebounds, three steals, two blocks and two assists against #11 Oklahoma
- Had a team-best 14 points and four rebounds to go with three steals, two assists and a block in the road win over Colorado
- Led the team with a season-best nine rebounds and had eight points on 3-for-3 shooting against South Florida
- Scored eight points and brought in three rebounds in just 10 minutes of action vs. Morehead State
- Led the team with 16 points on 6-of-8 shooting in the road win over UT Martin
- 2025 Leslie Award Watch List

Sophomore Year (2023-24)

- Finished the season with a team-best .563 field goal percentage, six double-doubles, tied for the team lead with 6.6 rebounds and was one of four players to score 10 points or more per game (10.4).
- Tallied a team-best 10 rebounds and nine points against No. 4 seed Notre Dame.
- Led the team with 14 points and had nine rebounds in the win over Boston College.
- Recorded her sixth double-double of the year with 11 points and a career-best 15 rebounds against Florida State.
- Led the team with 17 points, had nine rebounds and tied a career high with two assists against Virginia.
- Set a career high in points for the second-straight game with 22 points, 7-for-11 shooting from the floor and perfect 8-for-8 from the line, to go with 11 rebounds for her second-straight double-double on the road against No. 23 Syracuse.
- Set a career high with 19 points and was 9-for-11 from the floor with 10 rebounds for her fourth double-double of the season in the win over #12/14 Notre Dame.
- Had a career game with a career-best 14 rebounds and tied a career high with 18 points for her third double-double of the season in the win over #21/13 Syracuse. The 14 rebounds were the most by a Louisville player this season.
- Led the team with six rebounds and had eight points in the win over Pitt.
- Tallied seven points on 2-for-2 shooting with six rebounds and tied a season high with three steals against Boston College.
- Led the team with 16 points on 7-for-11 shooting and tied a season high with three steals on the road against #23/24 North Carolina.
- Was perfect from the floor (5-for-5) for the second time this season and scored 10 points in the win over Wake Forest.
- Hauled in a team-best six rebounds, tied a career high with two assists and had eight points in the road win over Pitt.
- Recorded her second double-double of the season with 13 points and tied a career high with 12 rebounds against RV/23 Miami.
- Scored in double figures with 11 points on 5-for-7 shooting in the win over #23 Washington.
- Tallied 16 points on 6-of-9 shooting with nine rebounds in the win over Morehead State.
- Scored 13 points on 6-of-9 shooting to go with a team-best eight rebounds and season-high three steals against Kentucky.
- Tied a career high with 18 points and set a career high with eight field goals made and 34 minutes played against Alabama.
- Tallied double-digit points for the third straight game with 10 points and added six rebounds against Bucknell.
- Scored in double figures for the second-straight game with 14 points against Belarmine.
- Tallied her first career double-double with 13 points and a team-high 11 rebounds in the win over DePaul.

Freshman Year (2022-23)

- Played all 38 games in her freshman season and made 15 starts.
- Scored eight or more points in six games and made eight or more rebounds in four games.
- Set a career high with four steals, tied for the team lead with five rebounds and had eight points against No. 12 seed Drake.
- Led the team with nine rebounds in the win over Wake Forest in the ACC Quarterfinals.
- Earned her second career start and had a career-best 12 rebounds to lead the Cards in the win over North Carolina. The 12 rebounds are the most by a Louisville freshman since Olivia Cochran had 15 in the NCAA Tournament against Northwestern in 2021.
- Had a team and career-high 18 points and a career-high three blocks to go with six rebounds in the road win over Syracuse. The 18 points were the most points scored by a Louisville freshman since 2021 when Hailey Van Lith scored 24 against Wake Forest on March 5, 2021.
- Set a career high with a team-best 10 rebounds against Syracuse. She also tied a career high with two assists and added eight points.
- Led the team in rebounding with a season-high nine in the win over SIUE. She also tied a season high with two steals and two blocks.
- Scored in double figures in her second collegiate game against IUPUI. She tallied 11 points and added six rebounds.
- Made her collegiate debut against Cincinnati and scored five points and grabbed two rebounds.

High School

- A five-star prospect and is ranked No. 34 overall by espnW HoopGurlz and Prep Girls Hoops
- espnW HoopGurlz also ranks Harris as the eighth best forward in the 2022 class
- As a senior, averaged 17.8 points, 11.4 rebounds, 1.5 assists, 1.2 steals, and 1.1 blocked shots a game for a 26-5 team that won a state title and then lost to Sidwell Friends (D.C.) in the title game of the inaugural State Champions Invitational.
- As a junior, Harris helped Lake Highland Prep to the Class 4-A state title in Florida
- Named the MaxPreps Player of the Year as a sophomore after averaging 11.3 points and 6.2 rebounds per game
- Tallied 20 points, five rebounds and three blocks to lead Lake Highland Prep to a Florida 4A State Championship as a sophomore.
- Named to the 2022 Naismith High School Trophy Underclassmen Girls Watch List
- Chose Louisville over Florida State, North Carolina, North Carolina State, and Georgia Tech

NYLA HARRIS CAREER STATISTICS

SEASON	TEAM	GP-GS	MIN/AVG	Field Goals		3-Point		F-Throws		Rebounds				Scoring						
				FG-FGA	FG%	3FG-3FGA	3FG%	FT-FTA	FT%	OFF	DEF	TOT	AVG	PF-FO	A	TO	BLK	STL	PTS	AVG
2022-23	LOU	38-15	516/13.6	67-132	.508	0-0	.000	25-49	.510	56	79	135	3.6	54-0	13	39	12	17	159	4.2
2023-24	LOU	34-34	920/27.1	138-245	.563	0-1	.000	78-107	.729	99	125	224	6.6	79-2	25	63	7	31	354	10.4
2024-25	LOU	16-16	396/24.8	65-111	.586	0-0	.000	26-37	.703	43	40	83	5.2	35-2	10	35	7	16	156	9.8
TOTAL		88-65	1832/20.8	270-488	.553	0-1	.000	129-193	.668	198	244	442	5.0	168-4	48	137	26	64	669	7.6



4 MACKENLY RANDOLPH

Forward | 6-0 | Freshman
Los Angeles, Calif. | Sierra Canyon

SEASON HIGHS		MISC STATS	
		Season	Career
Points.....	9 at Memphis (12/21/24)	Double-Doubles.....	0
Reb.....	4 (2x), MR vs. UConn (12/7/24)	10-Plus Points.....	0
Asst.....	4 at Memphis (12/21/24)	20-Plus Points.....	0
Blocks.....	1 (2x), MR vs. UConn (12/7/24)	30-Plus Points.....	0
Steals.....	2 vs. USI (11/8/24)	Team-High Points.....	0
FGM.....	4 vs. Memphis (12/21/24)	10-Plus Rebounds.....	0
FGA.....	6 at Kentucky (11/18/24), vs. UCLA (11/4/24)	Team-High Rebounds.....	0
3FGM.....	1 vs. USI (11/8/24)	10-Plus Assists.....	0
3FGA.....	4 vs. UCLA (11/4/24)	Team-High Assists.....	0
FT.....	2 (3x), MR at Wake Forest (1/5/25)		
FTA.....	4 (2x), MR vs. NC State (12/15/24)		
Minutes.....	24 vs. UConn (12/7/24)		

2024-25 GAME-BY-GAME

Opponent	Min	FG-A	3PT-A	FT-A	O-D-T	PF	AST	TO	STL	BLK	PTS	AVG
vs. UCLA*	18	1-6	0-4	0-0	1-2-3	2	3	1	1	0	2	2.0
SOUTHERN INDIANA*	18	2-5	1-3	0-0	1-1-2	3	2	4	2	0	5	3.5
at UT Martin*	12	1-3	0-0	2-4	1-3-4	3	1	3	0	0	4	3.7
at Kentucky*	15	3-6	0-2	2-2	0-0-0	1	0	0	0	1	8	4.8
MOREHEAD ST.*	10	2-2	0-0	0-0	0-0-0	0	1	0	1	0	4	4.6
vs. USF*	13	3-5	0-0	0-0	1-0-1	0	0	1	0	0	6	4.8
at Colorado*	9	2-3	0-0	1-2	2-0-2	1	0	1	0	0	5	4.9
OKLAHOMA*	9	2-4	0-0	0-0	1-1-2	1	0	1	1	0	4	4.8
vs. UConn*	24	1-4	0-1	0-0	3-1-4	1	2	1	1	1	2	4.4
GRAMBLING ST.	20	1-5	0-2	0-0	0-2-2	2	2	0	1	0	2	4.2
NC STATE	13	0-1	0-1	1-4	1-0-1	2	0	1	1	0	1	3.9
at Memphis	14	4-5	0-1	1-2	0-1-1	2	4	1	0	0	9	4.3
at Boston College	14	2-2	0-0	1-2	1-1-2	2	1	0	1	0	5	4.4
MIAMI	14	0-2	0-1	0-0	1-2-3	1	2	2	0	0	0	4.1
at Wake Forest	7	0-0	0-0	2-2	1-0-1	1	0	3	1	0	2	3.9
at Pitt	5	0-1	0-1	0-0	0-2-2	1	0	2	0	0	0	3.7
GEORGIA TECH												
SYRACUSE												
at Virginia Tech												
at Virginia												
at SMU												
NOTRE DAME												
CAL												
STANFORD												
at Florida State												
at Duke												
NORTH CAROLINA												
CLEMSON												
at Notre Dame												

Freshman Year (2024-25)

- Scored a season-best nine points on 4-for-5 shooting and had four assists against Memphis
- Tied a season high with four rebounds against #2 UConn
- Scored eight points and had a block on the road against #20 Kentucky
- Earned a start in her first collegiate appearance against #5/#6 UCLA

Prep and Personal

- 2024 Third Team Naismith Trophy All-American
- 2024 McDonald's All-American
- Played in the 2024 Jordan Brand Classic with Arenas and Roberts
- Played with the USA Basketball Women's U17 National Team and won the gold medal at the U17 FIBA World Cup
- Competed with USA Basketball at the 2024 Women's Nike Hoop Summit
- Five-star prospect ranked No. 23 by espnW HoopGurlz
- She chose the Cardinals over Notre Dame and Michigan State
- While playing for Sierra Canyon, Randolph won a CIF Open Division championship, a CIF State Open Division championship, an ESPN national championship and four league championships
- She holds the program record for points all-time lead in points and rebounds
- During her junior season at Sierra Canyon, the team was ranked No. 1 in the country
- Daughter of former NBA All-Star Zach Randolph

MACKENLY RANDOLPH CAREER STATISTICS

SEASON	TEAM	GP-GS	MIN/AVG	Field Goals		3-Point		F-Throws		Rebounds				Scoring						
				FG-FGA	FG%	3FG-3FGA	3FG%	FT-FTA	FT%	OFF	DEF	TOT	AVG	PF	FO	A	TO	BLK	STL	PTS
2024-25	LOU	16-9	215/13.4	24-54	.444	1-16	.063	10-18	.556	14	16	30	1.9	23-0	18	21	2	10	59	3.7
TOTAL		16-9	215/13.4	24-54	.444	1-16	.063	10-18	.556	14	16	30	1.9	23-0	18	21	2	10	59	3.7



9 ANAYA HARDY

Forward | 6-3 | Freshman
 Detroit, Mich. | Renaissance

SEASON HIGHS		MISC STATS	
		Season	Career
Points.....	4 vs. Morehead State (11/21/24)	Double-Doubles.....	0
Reb.....	2 vs. Morehead State (11/21/24)	10-Plus Points.....	0
Asst.....		20-Plus Points.....	0
Blocks.....		30-Plus Points.....	0
Steals.....		Team-High Points.....	0
FGM.....	2 vs. Morehead State (11/21/24)	10-Plus Rebounds.....	0
FGA.....	4 vs. Morehead State (11/21/24)	Team-High Rebounds.....	0
3FGM.....		10-Plus Assists.....	0
3FGA.....		Team-High Assists.....	0
FT.....	1 vs. NC State (12/15/24)		
FTA.....	2 (3x), MR vs. NC State (12/15/24)		
Minutes.....	6 vs. Morehead State (11/21/24)		

2024-25 GAME-BY-GAME													
Opponent	Min	FG-A	3PT-A	FT-A	O-D-T	PF	AST	TO	STL	BLK	PTS	AVG	
vs. UCLA													--DNP--
SOUTHERN INDIANA	5	1-1	0-0	0-0	1-0-1	0	0	1	0	0	2	2.0	
at UT Martin	3	1-3	0-0	0-2	1-0-1	1	0	0	0	0	2	2.0	
at Kentucky													--DNP--
MOREHEAD ST.	6	2-4	0-0	0-2	0-2-2	0	0	0	0	0	4	2.7	
vs. USF	1	0-0	0-0	0-0	0-0-0	0	0	0	0	0	0	2.0	
at Colorado													--DNP--
OKLAHOMA													--DNP--
vs. UConn	4	0-0	0-0	0-0	0-0-0	0	0	0	0	0	0	1.6	
GRAMBLING ST.	3	0-0	0-0	0-0	0-0-0	0	0	0	0	0	0	1.3	
NC STATE	2	0-0	0-0	1-2	1-0-1	0	0	0	0	0	1	1.3	
at Memphis													--DNP--
at Boston College													--DNP--
MIAMI													--DNP--
at Wake Forest													--DNP--
at Pitt	1	0-0	0-0	0-0	0-0-0	0	0	0	0	0	0	1.1	
GEORGIA TECH													
SYRACUSE													
at Virginia Tech													
at Virginia													
at SMU													
NOTRE DAME													
CAL													
STANFORD													
at Florida State													
at Duke													
NORTH CAROLINA													
CLEMSON													
at Notre Dame													

Freshman Year (2024-25)

- Made her collegiate debut against USI

Prep and Personal

- 2024 AP First Team All-State
- 2024 MLive's Metro Detroit Dream Team
- 2024 Detroit Free Press First Team All-Area
- Scored 28 points and hauled in 12 rebounds in the Detroit Public School Championship Game, the third-straight PSL championship for Renaissance
- She averaged 13 points, 10 rebounds and four blocks per game in her senior season
- Tallied a triple-double (20 points, 17 rebounds, 11 blocks) in a win over Macomb Dakota
- Led Renaissance to a 24-2 record and a trip to the state semifinals in her junior season

ANAYA HARDY CAREER STATISTICS

SEASON	TEAM	GP-GS	MIN/AVG	Field Goals		3-Point		F-Throws		Rebounds				Scoring						
				FG-FGA	FG%	3FG-3FGA	3FG%	FT-FTA	FT%	OFF	DEF	TOT	AVG	PF	FO A	TO	BLK	STL	PTS	AVG
2024-25	LOU	8-0	23/2.8	4-8	.500	0-0	.000	1-6	.167	3	2	5	0.6	1-0	0	1	0	0	9	1.1
TOTAL		8-0	23/2.8	4-8	.500	0-0	.000	1-6	.167	3	2	5	0.6	1-0	0	1	0	0	9	1.1



10 ESEOSA IMAFIDON

Center | 6-5 | Redshirt Freshman
Benin-City, Nigeria | Proctor Academy

SEASON HIGHS	
Points.....	4 vs. Morehead State (11/21/24)
Reb.....	6 vs. Morehead State (11/21/24)
Asst.....	1 vs. Morehead State (11/21/24)
Blocks.....	3 vs. Morehead State (11/21/24)
Steals.....	
FGM.....	2 (2x), MR vs. Morehead State (11/21/24)
FGA.....	3 vs. Morehead State (11/21/24)
3FGM.....	
3FGA.....	
FT.....	1 vs. UT Martin (11/12/24)
FTA.....	2 vs. UT Martin (11/12/24), vs. USI (11/8/24)
Minutes.....	6 vs. Morehead State (11/21/24)

MISC STATS	Season	Career
Double-Doubles.....	0	0
10-Plus Points.....	0	0
20-Plus Points.....	0	0
30-Plus Points.....	0	0
Team-High Points.....	0	0
10-Plus Rebounds.....	0	0
Team-High Rebounds.....	1	1
10-Plus Assists.....	0	0
Team-High Assists.....	0	0

2024-25 GAME-BY-GAME

Opponent	Min	FG-A	3PT-A	FT-A	O-D-T	PF	AST	TO	STL	BLK	PTS	AVG
vs. UCLA												
SOUTHERN INDIANA	5	0-0	0-0	0-2	1-1-2	1	0	1	0	2	0	0.0
at UT Martin	2	0-0	0-0	1-2	2-0-2	0	0	0	0	0	1	0.5
at Kentucky												
MOREHEAD ST.	6	2-3	0-0	0-1	3-3-6	0	1	0	0	3	4	1.7
vs. USF												
at Colorado												
OKLAHOMA												
vs. UConn	4	0-1	0-0	0-0	1-0-1	0	0	0	0	0	0	1.3
GRAMBLING ST.	1	0-0	0-0	0-0	0-0-0	0	0	0	0	0	0	1.0
NC STATE												
at Memphis												
at Boston College												
MIAMI												
at Wake Forest												
at Pitt	2	0-0	0-0	0-0	0-0-0	0	0	0	0	0	0	0.8
GEORGIA TECH												
SYRACUSE												
at Virginia Tech												
at Virginia												
at SMU												
NOTRE DAME												
CAL												
STANFORD												
at Florida State												
at Duke												
NORTH CAROLINA												
CLEMSON												
at Notre Dame												

Redshirt-Freshman Year (2024-25)

- Led the team in rebounds with six to go with four points and three blocks in just six minutes against Morehead State
- Made her collegiate debut against USI

Freshman Year (2023-24)

- She was a redshirt her first year at Louisville

Prep and Personal

- Played most recently at Proctor Academy
- Helped led Proctor to a 14-7 in the NEPSAC Class AA League, one of the best prep leagues in New England
- Prior to her time at Proctor, she was at Matthews Covenant Day in Matthews, N.C.
- During the 2021-22 season, she averaged 14.1 points, 11.3 rebounds and 2.2 blocks per game
- Following the season, she earned second team NCSAA Girls' Varsity Basketball All-American honors
- She also spent time with Team Curry in Charlotte, N.C.
- Imafidon is originally from Nigeria and started playing basketball in 2019
- She came to the United States to play high school and prep basketball through the Access2Success Program

ESEOSA IMAFIDON CAREER STATISTICS

SEASON	TEAM	GP-GS	MIN/AVG	Field Goals		3-Point		F-Throws		Rebounds				Scoring						
				FG-FGA	FG%	3FG-3FGA	3FG%	FT-FTA	FT%	OFF	DEF	TOT	AVG	PF-FO	A	TO	BLK	STL	PTS	AVG
2024-25	LOU	6-0	20/3.4	2-4	.500	0-0	.000	1-5	.200	7	4	11	1.8	1-0	1	1	5	0	5	0.8
TOTAL		6-0	20/3.4	2-4	.500	0-0	.000	1-5	.200	7	4	11	1.8	1-0	1	1	5	0	5	0.8



11 ELIF ISTANBULLUOGLU

Forward | 6-3 | Sophomore
Istanbul, Türkiye | Fenerbahçe S.K.

SEASON HIGHS

Points..... 6 (2x), MR at Memphis (12/21/24)
 Reb..... 6 vs. UCLA (11/4/24)
 Asst..... 4 vs. Morehead State (11/21/24)
 Blocks.....
 Steals..... 2 at Colorado (11/30/24)
 FGM..... 3 at Memphis (12/21/24)
 FGA..... 5 at Memphis (12/21/24)
 3FGM..... 1 vs. Miami (1/2/25)
 3FGA..... 3 vs. Oklahoma (12/4/24)
 FT..... 3 vs. Oklahoma (12/4/24)
 FTA..... 4 (2x), MR vs. Grambling State (12/12/24)
 Minutes..... 24 (3x), MR at Memphis (12/21/24)

CAREER HIGHS

Points..... 11 vs. Boston College (1/25/24)
 Reb..... 12 vs. Bellarmine (11/16/23)
 Asst..... 4 vs. Morehead State (11/21/24)
 Blocks..... 1 (6x), MR vs. Boston College (3/7/24)
 Steals..... 2 at Colorado (11/30/24)
 FGM..... 5 vs. Boston College (1/25/24)
 FGA..... 8 (2x), MR vs. Boston College (1/25/24)
 3FGM..... 1 (7x), MR vs. Miami (1/2/25)
 3FGA..... 5 vs. NC A&T (12/3/23)
 FT..... 4 vs. DePaul (11/12/23)
 FTA..... 4 (3x), MR vs. Oklahoma (12/4/24)
 Minutes..... 24 (2x), MR at Colorado (11/30/24)

MISC STATS

	Season	Career
Double-Doubles.....	0	1
10-Plus Points.....	0	2
20-Plus Points.....	0	0
30-Plus Points.....	0	0
Team-High Points.....	0	0
10-Plus Rebounds.....	0	1
Team-High Rebounds.....	0	1
10-Plus Assists.....	0	0
Team-High Assists.....	0	0

2024-25 GAME-BY-GAME

Opponent	Min	FG-A	3PT-A	FT-A	O-D-T	PF	AST	TO	STL	BLK	PTS	AVG
vs. UCLA	16	1-2	0-1	0-0	2-4-6	0	0	0	1	0	2	2.0
SOUTHERN INDIANA	9	2-3	0-0	0-0	2-2-4	2	0	0	0	0	4	3.0
at UT Martin	16	2-4	0-1	0-0	0-2-2	2	0	2	0	0	4	3.3
at Kentucky	17	2-4	0-0	0-0	0-2-2	2	0	1	1	0	4	3.5
MOREHEAD ST.	24	2-4	0-2	2-2	1-4-5	3	4	2	1	0	6	4.0
vs. USF	13	1-1	0-0	0-0	0-0-0	2	0	2	0	0	2	3.7
at Colorado	24	2-4	0-1	1-2	2-0-2	0	1	2	2	0	5	3.9
OKLAHOMA	12	0-3	0-3	3-4	1-4-5	3	0	0	0	0	3	3.8
vs. UConn	11	1-3	0-1	0-0	0-0-0	0	0	0	0	0	2	3.6
GRAMBLING ST.	16	2-3	0-0	1-4	0-0-0	2	0	2	1	0	5	3.7
NC STATE	12	1-2	0-1	0-0	0-2-2	0	0	0	1	0	2	3.5
at Memphis	24	3-5	0-0	0-0	0-4-4	1	1	1	0	0	6	3.8
at Boston College	5	0-0	0-0	0-0	0-0-0	0	0	2	0	0	0	3.5
MIAMI	15	2-3	1-2	0-0	0-0-0	1	0	2	1	0	5	3.6
at Wake Forest	8	0-3	0-1	0-0	0-1-1	4	1	1	0	0	0	3.3
at Pitt	14	2-4	0-2	0-1	2-1-3	1	0	1	1	0	4	3.4
GEORGIA TECH												
SYRACUSE												
at Virginia Tech												
at Virginia												
at SMU												
NOTRE DAME												
CAL												
STANFORD												
at Florida State												
at Duke												
NORTH CAROLINA												
CLEMSON												
at Notre Dame												

Sophomore Year (2024-25)

- Tied a season high with six points against Memphis
- Set a career high with four assists to go with six points and five rebounds against Morehead State

Summer (2024)

- Played with Türkiye at the U20 FIBA Eurobasket in Lithuania and Coach Walz was an assistant on the staff.
- She averaged 16.3 points, 6.6 rebounds and shot .447 percent from the floor as Türkiye finished seventh.
- She was named a 'Player Who Impressed' by FIBA following the tournament.

Freshman Year (2023-24)

- Played in all 34 games and made two starts in her first season with the Cardinals.
- Scored seven points and hit one three-pointer in her first career NCAA Tournament game against Middle Tennessee.
- Earned her first career start in the road win over Georgia Tech.
- Tallied a career high 11 points on 5-for-8 shooting with four rebounds against Boston College.
- Scored nine points, was 4-for-5 from the floor and 1-for-1 from behind the arc with four rebounds in the win over Wake.
- Tallied her first double-double in just her third collegiate game with 10 points and 12 rebounds in the win over Bellarmine. She was the first freshman to record a double-double since 2021.
- Made her collegiate debut against Cincinnati on Nov. 6 and tallied seven points, three rebounds, one block and one steal.

Prep

- Played with Turkey at the 2023 FIBA U18 and U20 Championships this summer
- At the U18 Championships, she helped Turkey reach the quarterfinals and finished eighth
- She averaged 11.0 points and 10.7 rebounds per game, which was second on the team in scoring and she led the team in rebounds
- At the U20 Championships, Turkey finished eighth and she averaged double figures with 10.7 points per game during the tournament
- She played in the most recent FIBA EuroLeague season with Fenerbahçe S.K.
- Fenerbahçe S.K. won the EuroLeague for the first time in team history

ELIF ISTANBULLUOGLU CAREER STATISTICS

SEASON	TEAM	GP-GS	MIN/AVG	Field Goals		3-Point		F-Throws		Rebounds				Scoring						
				FG-FGA	FG%	3FG-3FGA	3FG%	FT-FTA	FT%	OFF	DEF	TOT	AVG	PF-FO	A	TO	BLK	STL	PTS	AVG
2023-24	LOU	34-2	431/12.7	34-91	.374	6-27	.222	16-24	.667	27	49	76	2.2	33-0	13	29	6	5	90	2.6
2024-25	LOU	16-0	236/14.8	23-48	.479	1-15	.067	7-13	.538	10	26	36	2.3	23-0	8	17	0	8	54	3.4
TOTAL		50-2	667/13.3	57-139	.410	7-42	.167	23-37	.622	37	75	112	2.2	56-0	21	46	6	13	144	2.9



12 JA'LEAH WILLIAMS

Guard | 5-9 | Senior
Pompano Beach, Fla. | Blanche Ely | Miami

SEASON HIGHS

Points.....	12 at Boston College (12/29/24)
Reb.....	7 (2x), MR vs. Miami (1/2/25)
Asst.....	9 vs. UCLA (11/4/24)
Blocks.....	1 (4x), MR vs. Miami (1/2/25)
Steals.....	4 (2x), MR vs. Miami (1/2/25)
FGM.....	5 (2x), MR at Pitt (1/9/25)
FGA.....	11 (2x), MR at Pitt (1/9/25)
3FGM.....	2 vs. Morehead State (11/21/24)
3FGA.....	2 vs. Morehead State (11/21/24)
FT.....	4 vs. USI (11/8/24)
FTA.....	6 (2x), MR at Boston College (12/29/24)
Minutes.....	40 at Kentucky (11/16/24)

CAREER HIGHS

Points.....	28 vs. Columbia (11/27/22)*
Reb.....	12 vs. Virginia Tech (3/8/24)*
Asst.....	9 vs. UCLA (11/4/24)
Blocks.....	2 vs. Clemson (2/16/23)*
Steals.....	7 vs. Jackson St. (12/20/23)*
FGM.....	10 vs. Columbia (11/27/22)*
FGA.....	14 vs. Columbia (11/27/22)*
3FGM.....	3 vs. North Carolina (3/7/24)*
3FGA.....	7 vs. North Carolina (3/7/24)*
FT.....	7 vs. Columbia (11/27/22)*
FTA.....	11 vs. Columbia (11/27/22)*
Min.....	40 (2x), MR at Kentucky (11/16/24) * at Miami

MISC STATS

	Season	Career*
Double-Doubles.....	0	0
10-Plus Points.....	3	27
20-Plus Points.....	0	1
30-Plus Points.....	0	0
Team-High Points.....	0	5
10-Plus Rebounds.....	0	2
Team-High Rebounds.....	3	13
10-Plus Assists.....	0	0
Team-High Assists.....	9	46

* at Louisville & Miami

2024-25 GAME-BY-GAME

Opponent	Min	FG-A	3PT-A	FT-A	O-D-T	PF	AST	TO	STL	BLK	PTS	AVG
vs. UCLA*	27	4-9	0-1	3-4	3-4-7	3	9	5	4	0	11	11.0
SOUTHERN INDIANA*	16	0-1	0-0	4-6	2-4-6	3	4	1	2	0	4	7.5
at UT Martin*	23	4-4	0-0	1-1	1-2-3	1	1	3	2	1	9	8.0
at Kentucky*	40	4-11	0-1	1-2	2-3-5	3	6	5	0	1	9	8.3
MOREHEAD ST.*	14	2-2	2-2	0-0	0-0-0	0	8	2	1	0	6	7.8
vs. USF*	21	2-7	0-1	0-0	1-1-2	2	7	2	0	0	4	7.2
at Colorado*	9	1-3	0-2	0-0	0-0-0	3	1	0	0	0	2	6.4
OKLAHOMA*	23	0-3	0-0	0-2	3-2-5	1	2	3	1	0	0	5.6
vs. UConn*	18	0-4	0-1	3-4	2-4-6	3	1	1	2	0	3	5.3
GRAMBLING ST.*	16	3-6	0-0	0-0	0-0-0	3	4	2	2	1	6	5.4
NC STATE*	15	1-2	0-0	2-4	2-3-5	3	0	2	1	0	4	5.3
at Memphis*	27	3-3	0-0	0-0	2-1-3	3	7	2	3	0	6	5.8
at Boston College*	25	5-7	0-0	2-6	3-3-6	3	2	1	2	0	12	5.8
MIAMI*	32	4-8	0-2	0-0	2-5-7	1	7	2	4	1	8	6.0
at Wake Forest*	28	1-6	0-1	0-0	2-1-3	2	4	2	2	0	2	5.7
at Pitt*	23	5-11	0-1	1-2	2-3-5	4	2	2	2	0	11	6.1
GEORGIA TECH												
SYRACUSE												
at Virginia Tech												
at Virginia												
at SMU												
NOTRE DAME												
CAL												
STANFORD												
at Florida State												
at Duke												
NORTH CAROLINA												
CLEMSON												
at Notre Dame												

Louisville - Senior Year (2024-25)

- Scored 11 points and tied a season high with five field goals to go with five rebounds, two assists and two steals in the road win over Pitt
- Had a team-best seven assists, seven rebounds and four steals to go with eight points in the win over Miami
- Scored a season-best 12 points on 5-for-7 shooting with six rebounds, two assists and two steals in the win over Boston College
- Led the team with seven assists to go with six points, three rebounds and three steals in the win over Memphis
- Had a team-best four assists to go with six points and two steals against Grambling State
- Led the team with six rebounds against #2 UConn
- Had a team-best seven assists in the win over South Florida
- Led the team with eight assists and had six points and two three-pointers against Morehead State
- Tallied nine points to go with a team-best six assists and five rebounds against #20 Kentucky
- Scored nine points on 4-for-4 shooting in the road win over UT Martin
- Led the team with four assists and had six rebounds, four points and two steals against Southern Indiana
- Set a career high with nine assists to go with 11 points, team-high seven rebounds and four steals against #5/#6 UCLA

Williams transferred to Louisville ahead of the 2024-25 season after playing three years at Miami (FL)

Miami - Junior Year (2023-24)

- She averaged 7.1 points per game (fourth-best on the team), was second on the squad with 2.7 assists per game and third with 4.5 rebounds per game in her junior year
- Was critical in the win against Duke Jan. 28, scoring 16 points to go with seven rebounds
- Played a big part in Miami's 60-59 win against UNC in the ACC Tournament Second Round, posting 11 points and seven rebounds
- Set a career high with 12 boards against Virginia Tech March 8
- Came up just short of a double-double in an overtime win against Clemson Feb. 8, posting 11 points and nine rebounds
- Was a consummate distributor in the win against Fordham Nov. 12, tallying seven points, eight assists and three steals
- Started a streak of four-straight double-digit scoring games Dec. 20, posting seven steals and 12 points in the win against Jackson State
- Tallied her non-conference high for points with 14 on 6-for-7 shooting against Alabama State Dec. 28
- Scored four of her 11 points at the line against Louisville Dec. 31
- Grabbed eight boards and scored 10 points at No. 11 Virginia Tech Jan. 11

Miami - Sophomore Year (2022-23)

- Started all 35 games played
- Averaged 6.5 points, 3.1 rebounds, 2.7 assists and 1.2 steals per game
- Led the Hurricanes in total assists with 93

- Reached double-figure points on eight occasions as a sophomore
- Poured in a career-high 28 points on 10 made field goals against Columbia (11/27)
- Recorded multiple steals in 11 games, including a season-high five against UMES (11/7)

Miami - Freshman Year (2021-22)

- Started 28 of 34 games played as a freshman
- Was the only freshman to start a game this season
- Led the Hurricanes in steals (65)
- Ranked third on the team in points per game (7.3) and rebounds per game (4.1)
- Totaled nine double-digit outings
- Led all Hurricanes in field goal percentage (minimum 200 attempts) with a .416 clip
- Ranked in the top five among ACC freshmen in steals (first), rebounding (third), scoring (fourth) and assists (fourth), one of just two league rookies to do so
- Finished the season third among ACC players in total steals (65)
- Tallied multiple steals in 17 of 34 games
- Posted a career-best six steals and seven assists against Arkansas-Pine Bluff (12/6)
- Reached double-digit rebounding numbers for the first time in her career with 10 at Wake Forest

Prep and Personal

- Attended Blanche Ely High School
- Named the Sun Sentinel Broward County Class 7A-6A Player of the Year in 2019-20
- Earned a spot on the Miami Herald's First Team and Sun Sentinel's First Team for two years straight
- As a senior, served as team captain, led her team to its first state championship since 1992
- Totaled 10 points, five rebounds and four assists in the title game
- As a junior, averaged 18.0 points, eight assists, seven rebounds and five steals per game
- Honor Roll member every year of high school
- Parents are Jessica and George
- Enjoys running track
- Hopes to become a manager, physical therapist or athletic trainer

JA'LEAH WILLIAMS CAREER STATISTICS

SEASON	TEAM	Field Goals			3-Point		F-Throws		Rebounds				Scoring							
		GP-GS	MIN/AVG	FG-FGA	FG%	3FG-3FGA	3FG%	FT-FTA	FT%	OFF	DEF	TOT	AVG	PF-FO	A	TO	BLK	STL	PTS	AVG
2021-22	UM	34-28	915/26.9	97-233	.416	5-30	.167	49-70	.700	60	80	140	4.1	59-0	75	69	7	65	248	7.3
2022-23	UM	35-35	862/24.6	93-230	.404	6-28	.214	37-56	.661	38	69	107	3.1	69-0	93	91	7	43	229	6.5
2023-24	UM	30-18	837/27.9	83-195	.426	17-53	.321	29-44	.659	37	99	136	4.5	59-0	82	71	5	50	212	7.1
2024-25	LOU	16-16	357/22.3	39-87	.448	2-12	.167	17-31	.548	27	36	63	3.9	38-0	65	35	4	28	97	6.1
TOTAL FOR LOU	16-16	357/22.3	39-87	.448	2-12	.167	17-31	.548	27	36	63	3.9	38-0	65	35	4	28	97	6.1	
TOTAL	115-97	2971/25.8	312-745	.419	30-123	.244	132-201	.657	162	284	446	3.9	225-0	315	266	23	186	786	6.8	



13 MERISSAH RUSSELL

Guard | 6-0 | Graduate
Ottawa, Ontario | Cairine Wilson

SEASON HIGHS	
Points.....	14 vs. Oklahoma (12/4/24)
Reb.....	5 vs. NC State (12/15/24)
Asst.....	4 (2x), MR at Wake Forest (1/5/25)
Blocks.....	1 (3x), MR vs. NC State (12/15/24)
Steals.....	3 vs. USI (11/8/24)
FGM.....	5 vs. Oklahoma (12/4/24)
FGA.....	11 vs. Oklahoma (12/4/24)
3FGM.....	4 vs. Oklahoma (12/4/24)
3FGA.....	8 vs. Oklahoma (12/4/24)
FT.....	7 at Boston College (12/29/24)
FTA.....	8 at Boston College (12/29/24)
Minutes.....	30 at Wake Forest (1/5/25)

CAREER HIGHS	
Points.....	14 vs. Oklahoma (12/4/24)
Reb.....	8 at Virginia (2/9/23)
Asst.....	4 (5x), MR at Wake Forest (1/5/25)
Blocks.....	1 (9x), MR at Colorado (11/30/24)
Steals.....	3 (3x), MR vs. USI (11/8/24)
FGM.....	5 (3x), MR vs. Oklahoma (12/4/24)
FGA.....	11 (2x), MR vs. Oklahoma (12/4/24)
3FGM.....	4 vs. Oklahoma (12/4/24)
3FGA.....	8 (3x), MR vs. Oklahoma (12/4/24)
FT.....	7 at Boston College (12/29/24)
FTA.....	8 at Boston College (12/29/24)
Minutes.....	30 at Wake Forest (1/5/25)

MISC STATS	Season	Career
Double-Doubles.....	0	0
10-Plus Points.....	2	11
20-Plus Points.....	0	0
30-Plus Points.....	0	0
Team-High Points.....	0	0
10-Plus Rebounds.....	0	0
Team-High Rebounds.....	0	2
10-Plus Assists.....	0	0
Team-High Assists.....	3	5

2024-25 GAME-BY-GAME

Opponent	Min	FG-A	3PT-A	FT-A	O-D-T	PF	AST	TO	STL	BLK	PTS	AVG
vs. UCLA	18	1-4	0-3	0-0	1-3-4	1	0	0	2	1	2	2.0
SOUTHERN INDIANA	15	3-5	3-5	0-0	1-2-3	0	1	0	3	0	9	5.5
at UT Martin	13	1-3	0-2	4-4	2-0-2	1	3	0	0	0	6	5.7
at Kentucky	25	3-8	1-4	0-0	0-2-2	5	3	0	1	0	7	6.0
MOREHEAD ST.	9	0-0	0-0	1-2	0-1-1	0	0	1	0	0	1	5.2
vs. USF	6	0-1	0-0	0-0	1-1-2	2	1	0	0	0	0	4.0
at Colorado	13	1-2	0-1	4-4	1-1-2	0	1	1	1	1	6	4.4
OKLAHOMA	26	5-11	4-8	0-0	1-3-4	3	2	0	2	0	14	5.6
vs. UConn	16	3-6	1-4	1-1	0-1-1	2	1	1	2	0	8	5.9
GRAMBLING ST.*	18	1-5	1-4	0-0	0-3-3	0	4	1	2	0	3	5.6
NC STATE*	28	1-7	0-4	0-0	2-3-5	2	1	2	0	1	2	5.3
at Memphis*	18	0-0	0-0	2-3	1-0-1	0	1	2	1	0	2	5.0
at Boston College	22	2-6	0-2	7-8	2-1-3	3	2	0	2	0	11	5.5
MIAMI	13	1-3	1-2	0-0	1-2-3	2	2	0	0	0	3	5.3
at Wake Forest	30	3-6	2-4	0-0	0-1-1	4	4	3	2	0	8	5.5
at Pitt	23	2-6	1-5	0-0	1-2-3	1	3	0	1	0	5	5.4
GEORGIA TECH												
SYRACUSE												
at Virginia Tech												
at Virginia												
at SMU												
NOTRE DAME												
CAL												
STANFORD												
at Florida State												
at Duke												
NORTH CAROLINA												
CLEMSON												
at Notre Dame												

Graduate Year (2024-25)

- Tied a career high with a team-leading four assists to go with eight points and two steals in the win at Wake Forest
- Scored 11 points and set a career high with seven free throws made with three rebounds, two assists and two steals in the win over Boston College
- Tied a career high with a team-best four assists against Grambling State
- Set a career high with 14 points and four three-pointers against #11 Oklahoma
- Tied a career high with three steals and three 3-pointers against Southern Indiana

Senior Year (2023-24)

- Played in all 34 games and made two starts in her senior season with the Cardinals.
- Led the team and tied a career high with four assists to go with nine points, five rebounds, two steals and a block against Middle Tennessee.
- Tied a career high with three steals and had a season-high six rebounds against Virginia.
- Earned her first career start in the road win over Georgia Tech.
- Tied a career high with a team-best four assists to go with seven points in the win over #12/14 Notre Dame.
- Scored nine points, tied a season high with four field goals made and two steals in the home win over Pitt.
- Scored in double figures for the third time against an ACC opponent with 10 points, 2-for-3 from behind the arc and tallied a season and team-best five rebounds in the win over Wake.
- Tallied double-figures points for the second-straight game with 10 points, two rebounds and two steals in the win over Duke.
- Scored a season-best 12 points and was 3-for-3 from the floor and from three in the win over #RV23 Miami. She tied a career high with three three-pointers made and scored 11 of her 12 points in the fourth quarter.
- Tied a career high with three made three-pointers and tied a season high with 11 points to go with three rebounds, three assists, a steal and a block in a career-best 27 minutes against NC A&T.
- Scored nine points and added three rebounds, an assist and a steal in the win over Gonzaga.
- Tallied a career-best four assists to go with 11 points, four rebounds, two steals and a block in the win over Bellarmine.
- Set a career high with five made free throws in the road win over Cincinnati.

Junior Year (2022-23)

- Played in 37 games coming off the bench during her junior season.
- Scored six or more points in 11 games this season.
- Scored eight points on 3-for-6 shooting in the win over No. 8 seed Ole Miss.
- Tallied nine points, two boards, two assists and a steal off the bench in the win over No. 12 seed Drake.
- Scored 12 points and tied a career high with five field goals made against #10 Notre Dame.
- Tied a career high with three assists in the home win over Miami.
- Scored a career-high 13 points with four rebounds, two assists and a steal against Boston College. Nine of her 13 points came in the fourth quarter against the Eagles.
- Tallied seven points, tied a career high with three assists and had two steals in the win over Clemson.
- Led the Cardinals and set a career high with eight rebounds to go with nine points in the road win over Virginia.
- Was active on the glass and tied a career high with seven rebounds against Syracuse. She also hit a three in the win, her seventh-straight game with at least one three made.
- Tied a career high with 11 points, four field goals and three three-pointers in the road win over DePaul.
- Tied a career high with seven rebounds and added six points in the win over Kentucky.
- Had a career-best 11 points, four field goals, three steals and three made three-pointers in the win over Longwood on Nov. 25.
- Tied a career high with two steals and set a season high with five points in the win at Belmont.

Sophomore Year (2021-22)

- Missed Syracuse and Notre Dame games competing for Canadian National Team in 2022 World Cup Qualifying Tournament in Osaka, Japan
- Played a season-high 15 minutes, recording a season-high five points with three rebounds and one assist off the bench vs. Pitt on 1/6
- Notched a season-high of 12 minutes, recording three points and two rebounds off the bench at Colorado State on 11/28

Canadian National Team (2021)

- Named an alternate on Canada's women's basketball team that competed at the Tokyo Olympic Games, but did not travel
- In mid-June, competed for Canada at the FIBA Women's AmeriCup in San Juan, Puerto Rico. She helped lead Canada to a perfect 4-0 record in pool play and a trip to the semifinals. In the win over El Salvador, she had nine points on 3-of-5 shooting from deep, while adding two steals. She had six points on 2-of-4 shooting from beyond the arc in a win over the U.S. Virgin Islands

Freshman Year (2020-21)

- Played in 20 games, averaging 2.2 points and 2.2 rebounds
- Recorded six points and five rebounds in 12 minutes at Boston College on 2/4
- Converted on her first collegiate three point field goal in a win at Virginia Tech on 1/7
- Tied a season-high eight points, highlighted by 4-5 from the free throw line, in a win vs. Bellarmine on 1/2
- Scored eight points on 3-4 from the field, adding five rebounds and one assist in 19 minutes in her collegiate debut at SEMO on 11/25

High School

- Ranked as the 29th best guard by espnW. She is listed as a four-star prospect by Prospects Nation and is rated No. 54 overall by PASS Scouting Service
- Played for Canada's U19 team at the 2019 FIBA Women's Basketball World Cup in Bangkok, Thailand. She helped lead Canada to the quarterfinals, where they fell to eventual champion USA and head coach Jeff Walz. She finished the tournament averaging 6.4 points, 4.0 rebounds and 1.3 assists
- Also a member of Canada's Senior National team and participated as the youngest player on the roster in a five-game European exhibition tour in Belgium and Great Britain
- Was named the MVP of the first ever BioSteele All Canadian Girls Game in April, the Canadian version of the McDonald's All-American game. She finished with 30 points, 10 rebounds and three steals in that game which featured the top 24 female high school players in Canada

MERISSAH RUSSELL CAREER STATISTICS

SEASON	TEAM	GP-GS	MIN/AVG	Field Goals		3-Point		F-Throws		Rebounds				Scoring						
				FG-FGA	FG%	3FG-3FGA	3FG%	FT-FTA	FT%	OFF	DEF	TOT	AVG	PF-FO	A	TO	BLK	STL	PTS	AVG
2020-21	LOU	20-0	135/6.7	16-36	.444	1-6	.167	10-15	.667	15	29	44	2.2	18-0	8	10	1	4	43	2.2
2021-22	LOU	18-0	117/6.5	6-23	.261	3-9	.333	10-13	.769	5	13	18	1.0	10-0	5	10	0	2	25	1.4
2022-23	LOU	37-0	566/15.3	62-141	.440	29-79	.367	19-25	.760	31	60	91	2.5	63-1	33	32	2	32	172	4.6
2023-24	LOU	33-2	596/18.1	60-152	.395	19-67	.284	28-40	.700	36	49	85	2.6	53-0	33	46	4	31	167	5.1
2024-25	LOU	16-3	293/18.3	27-73	.370	14-48	.292	19-22	.864	14	26	40	2.5	26-1	29	11	3	19	87	5.4
TOTAL		124-5	1706/13.8	171-425	.402	66-209	.316	86-115	.748	101	177	278	2.2	170-2	108	109	10	88	494	4.0



15 ISLA JUFFERMANS

Forward | 6-4 | Freshman
 Coffs Harbour, Australia | Centre of Excellence Australia

SEASON HIGHS	
Points	11 vs. Morehead State (11/21/24)
Reb	4 (3x), MR vs. Grambling State (12/12/24)
Asst	1 (4x), MR at Memphis (12/21/24)
Blocks	3 vs. UT Martin (11/12/24)
Steals	1 vs. Grambling State (12/12/24)
FGM	4 vs. Morehead State (11/21/24)
FGA	7 vs. UCLA (11/4/24)
3FGM	
3FGA	
FT	3 vs. Morehead State (11/21/24)
FTA	4 (2x), MR vs. Grambling State (12/12/24)
Minutes	18 vs. Morehead State (11/21/24)

MISC STATS	Season	Career
Double-Doubles	0	0
10-Plus Points	1	1
20-Plus Points	0	0
30-Plus Points	0	0
Team-High Points	0	0
10-Plus Rebounds	0	0
Team-High Rebounds	0	0
10-Plus Assists	0	0
Team-High Assists	0	0

2024-25 GAME-BY-GAME

Opponent	Min	FG-A	3PT-A	FT-A	O-D-T	PF	AST	TO	STL	BLK	PTS	AVG
vs. UCLA	14	1-7	0-0	0-0	1-0-1	0	0	1	0	0	2	2.0
SOUTHERN INDIANA	13	2-2	0-0	1-2	2-0-2	2	1	2	0	1	5	3.5
at UT Martin	14	1-3	0-0	0-0	1-3-4	3	1	2	0	3	2	3.0
at Kentucky												--DNP--
MOREHEAD ST.	18	4-6	0-0	3-4	2-2-4	2	1	1	0	0	11	5.0
vs. USF	4	2-2	0-0	0-0	0-1-1	1	0	0	0	0	4	4.8
at Colorado	6	1-1	0-0	0-0	1-1-2	0	0	0	0	0	2	4.3
OKLAHOMA	4	0-1	0-0	0-0	0-0-0	3	0	2	0	0	0	3.7
vs. UConn	11	1-2	0-0	1-2	2-0-2	1	0	1	0	0	3	3.6
GRAMBLING ST.	11	2-3	0-0	1-1	3-1-4	2	0	2	1	0	5	3.8
NC STATE	7	0-1	0-0	0-0	1-2-3	3	0	2	0	0	0	3.4
at Memphis	5	0-1	0-0	1-2	0-1-1	3	1	1	0	1	1	3.2
at Boston College												--DNP--
MIAMI	3	0-2	0-0	2-2	0-0-0	0	0	0	0	0	2	3.1
at Wake Forest												--DNP--
at Pitt												--DNP--
GEORGIA TECH												
SYRACUSE												
at Virginia Tech												
at Virginia												
at SMU												
NOTRE DAME												
CAL												
STANFORD												
at Florida State												
at Duke												
NORTH CAROLINA												
CLEMSON												
at Notre Dame												

Freshman Year (2024-25)

- Tied a season high with four rebounds to go with five points against Grambling State
- Scored a season-best 11 points on 4-for-6 shooting with four rebounds against Morehead State
- Tallied three blocks and four rebounds in the road win over UT Martin
- Made her first collegiate debut against #5/#6 UCLA

Prep and Personal

- Named MVP of the 2022 FIBA Under 18 Women's Asian Championship
- Also named MVP at the U20 Nationals and won the gold medal
- 2023 New South Wales Champion and MVP
- Won Defensive Player of the Year at the U20 Australian Championship
- At the FIBA U19 World Cup, she averaged 10.3 points and 7.1 rebounds a game
- At the U18 Asian Championships she averaged 17 points and 11 rebounds a game
- This most recent season in 2024, she played 16 games with the NBL One Australian League and averaged 18 points and 11 rebounds
- Played 24 games for the NBL One League in 2023 and averaged 16.6 points, 9.5 rebounds and shot 59.4 percent from the field
- In 2022, played 13 games in the NBL One League

ISLA JUFFERMANS CAREER STATISTICS

SEASON	TEAM	GP-GS	MIN/AVG	Field Goals		3-Point		F-Throws		Rebounds				Scoring						
				FG-FGA	FG%	3FG-3FGA	3FG%	FT-FTA	FT%	OFF	DEF	TOT	AVG	PF-FO	A	TO	BLK	STL	PTS	AVG
2024-25	LOU	12-0	110/9.1	14-31	.452	0-0	.000	9-13	.692	13	11	24	2.0	20-0	4	15	5	1	37	3.1
TOTAL		12-0	110/9.1	14-31	.452	0-0	.000	9-13	.692	13	11	24	2.0	20-0	4	15	5	1	37	3.1



21 REAGAN BENDER

Guard | 5-10 | Freshman
Louisville, Ky. | Sacred Heart

SEASON HIGHS

Points	7 vs. Grambling State (12/12/24)
Reb	1 (4x), MR vs. NC State (12/15/24)
Asst	1 (2x), MR vs. Grambling State (12/12/24)
Blocks	
Steals	1 (2x), MR vs. Grambling State (12/12/24)
FGM	2 (2x), MR vs. Grambling State (12/12/24)
FGA	5 vs. USI (11/8/24)
3FGM	2 (2x), MR vs. Grambling State (12/12/24)
3FGA	5 vs. USI (11/8/24)
FT	1 vs. Grambling State (12/12/24)
FTA	2 vs. Morehead State (11/21/24)
Minutes	15 vs. USI (11/8/24)

MISC STATS

	Season	Career
Double-Doubles	0	0
10-Plus Points	0	0
20-Plus Points	0	0
30-Plus Points	0	0
Team-High Points	0	0
10-Plus Rebounds	0	0
Team-High Rebounds	0	0
10-Plus Assists	0	0
Team-High Assists	0	0

2024-25 GAME-BY-GAME

Opponent	Min	FG-A	3PT-A	FT-A	O-D-T	PF	AST	TO	STL	BLK	PTS	AVG
vs. UCLA	1	0-0	0-0	0-0	0-0-0	0	0	0	0	0	0	0.0
SOUTHERN INDIANA	15	0-5	0-5	0-0	0-1-1	1	0	1	1	0	0	0.0
at UT Martin	13	0-1	0-1	0-0	0-1-1	1	1	0	0	0	0	0.0
at Kentucky												
MOREHEAD ST.	12	2-3	2-3	0-2	0-0-0	0	0	2	0	0	6	1.5
vs. USF												
at Colorado												
OKLAHOMA												
vs. UConn	10	0-3	0-2	0-0	0-0-0	0	0	0	0	0	0	1.2
GRAMBLING ST.	12	2-2	2-2	1-1	0-1-1	3	1	1	1	0	7	2.2
NC STATE	7	0-1	0-0	0-0	1-0-1	0	0	1	1	0	0	1.9
at Memphis	1	0-0	0-0	0-0	0-0-0	0	0	0	0	0	0	1.6
at Boston College												
MIAMI	3	0-0	0-0	0-0	0-0-0	1	0	0	0	0	0	1.4
at Wake Forest												
at Pitt												
GEORGIA TECH												
SYRACUSE												
at Virginia Tech												
at Virginia												
at SMU												
NOTRE DAME												
CAL												
STANFORD												
at Florida State												
at Duke												
NORTH CAROLINA												
CLEMSON												
at Notre Dame												

Freshman Year (2024-25)

- Tallied a season-best seven points against Grambling State
- Scored her first collegiate points against Morehead State
- Made her collegiate debut against #5/#6 UCLA

Prep and Personal

- Local product and played high school at Sacred Heart in Louisville
- In four seasons as a starter, Bender scored 1,818 points and grabbed 477 rebounds, hit 212 three-pointers during her career and led Sacred Heart to a 128-20 record in those four years and was a finalist for Miss Basketball in the state of Kentucky
- Won her fourth-straight state championship after scoring 18 points in the championship game over McCracken County
- She was named to the all-tournament team and The Courier Journal's All-Seventh Region girls basketball team following the state tournament
- For her senior year, Bender averaged 13.4 points, 3.0 rebounds, 2.9 assists and 1.9 steals per game
- In her junior season, Sacred Heart finished 36-3 for a second straight season and Bender averaged 15.2 points and 3.1 rebounds
- She was a first-team All-State selection after her junior year
- As a sophomore, Bender averaged 11.4 points and 3.2 rebounds a game, while she hit for 10.1 points and 4.2 rebounds as a freshman
- Bender's grandfather, Bob Bender Sr., graduated from the University of Louisville in 1957 and was inducted into the University of Louisville Hall of Fame in 1992

REAGAN BENDER CAREER STATISTICS

SEASON	TEAM	GP-GS	MIN/AVG	Field Goals		3-Point		F-Throws		Rebounds				Scoring						
				FG-FGA	FG%	3FG-3FGA	3FG%	FT-FTA	FT%	OFF	DEF	TOT	AVG	PF-FO	A	TO	BLK	STL	PTS	AVG
2024-25	LOU	9-0	72/8.0	4-15	.267	4-13	.308	1-3	.333	1	3	4	0.4	6-0	2	5	0	3	13	1.4
TOTAL		9-0	72/8.0	4-15	.267	4-13	.308	1-3	.333	1	3	4	0.4	6-0	2	5	0	3	13	1.4



22 TAJIANNA ROBERTS

Guard | 5-10 | Freshman
San Diego, Calif. | IMG Academy (FL)

SEASON HIGHS	
Points	23 at Memphis (12/21/24)
Reb	4 (4x), MR at Pitt (1/9/25)
Asst	4 (4x), MR vs. Miami (1/2/25)
Blocks	1 (2x), MR vs. USF (11/24/24)
Steals	4 (2x), MR vs. Grambling State (12/12/24)
FGM	10 at Memphis (12/21/24)
FGA	19 vs. UCLA (11/4/24)
3FGM	5 at Pitt (1/9/25)
3FGA	10 vs. UCLA (11/4/24)
FT	4 vs. UConn (12/7/24)
FTA	6 at Kentucky (11/18/24)
Minutes	39 at Wake Forest (1/5/25)

MISC STATS		Season	Career
Double-Doubles		0	0
10-Plus Points		13	13
20-Plus Points		2	2
30-Plus Points		0	0
Team-High Points		3	3
10-Plus Rebounds		0	0
Team-High Rebounds		0	0
10-Plus Assists		0	0
Team-High Assists		5	5

2024-25 GAME-BY-GAME

Opponent	Min	FG-A	3PT-A	FT-A	O-D-T	PF	AST	TO	STL	BLK	PTS	AVG
vs. UCLA*	36	8-19	4-10	1-2	2-1-3	1	1	0	1	1	21	21.0
SOUTHERN INDIANA*	22	4-8	3-6	0-0	0-4-4	0	4	0	1	0	11	18.5
at UT Martin*	21	6-8	1-2	0-2	0-1-1	1	0	1	0	0	13	15.0
at Kentucky*	35	4-9	1-3	3-6	2-2-4	1	0	1	2	0	12	14.3
MOREHEAD ST.*	24	3-7	3-5	2-4	1-1-2	1	2	1	0	0	11	13.6
vs. USF*	26	0-6	0-4	2-2	0-2-2	2	1	4	1	1	2	11.7
at Colorado*	29	5-10	1-2	2-3	0-2-2	3	2	0	4	0	13	11.9
OKLAHOMA*	31	5-12	1-5	2-2	0-1-1	4	3	4	2	0	13	12.0
vs. UConn*	28	1-11	1-7	4-4	2-1-3	1	3	3	2	0	7	11.4
GRAMBLING ST.*	20	4-11	0-4	2-2	2-0-2	1	4	3	4	0	10	11.3
NC STATE*	24	3-12	1-6	0-0	2-2-4	2	1	2	3	0	7	10.9
at Memphis*	30	10-17	3-7	0-0	0-0-0	1	2	4	3	0	23	11.9
at Boston College*	38	5-17	1-5	2-2	2-1-3	0	4	1	2	0	13	12.0
MIAMI*	22	6-13	2-6	0-0	0-4-4	3	4	2	2	0	14	12.1
at Wake Forest*	39	6-13	3-6	2-2	0-2-2	0	3	2	1	0	17	12.5
at Pitt*	30	6-13	5-9	0-0	1-3-4	1	1	3	2	0	17	12.8
GEORGIA TECH												
SYRACUSE												
at Virginia Tech												
at Virginia												
at SMU												
NOTRE DAME												
CAL												
STANFORD												
at Florida State												
at Duke												
NORTH CAROLINA												
CLEMSON												
at Notre Dame												

Freshman Year (2024-25)

- Scored a team-high 17 points and set a season high with five three pointers in the road win over Pitt
- Recorded 17 points on 6-for-13 shooting and 3-for-6 from behind the arc to go with three assists, two rebounds and a steal in the road win over Wake Forest
- Scored 14 points and tied a season high with four rebounds and four assists in the win over Miami
- Tallied 13 points and tied a career high with four assists, three rebounds and two steals in the win over Boston College
- Scored a season-best 23 points on 10-for-17 shooting with three steals and two assists in the win over Memphis
- Tied a season-high with four assists and four steals to go with 10 points against Grambling State
- Had a team-best three assists against #2 UConn
- Scored 13 points, led the team with three assists and had two steals against #11 Oklahoma
- ACC Rookie of the Week (12/2)
- Tallied 13 points and had a season-best four steals to go with two rebounds and two assists in the road win over Colorado.
- Scored in double figures for the fifth-straight game with 11 points and was 3-for-5 from three against Morehead State
- Tallied 12 points and tied a season best with four rebounds and two steals against #20 Kentucky
- Scored 13 points on 6-for-8 shooting in the win over UT Martin
- ACC Rookie of the Week (11/11)
- Led the team with four assists to go with 11 points and four rebounds against Southern Indiana
- Earned a start in her first collegiate game and had a game-high 21 points, made four three-pointers and did not commit a turnover against #5/#6 UCLA
- She is the first Louisville freshman to score 20+ points in her debut since the 2020 season

Prep and Personal

- 2024 Naismith Trophy Honorable Mention All-American
- Participated and advanced to the finals of the 2024 State Farm 3-point shootout in Phoenix
- She played in the Jordan Brand Classic with fellow incoming recruits Mackenly Randolph and Izela Arenas
- Guided IMG to the Chipotle National Finals in her senior season
- In the September of 2023, she guided Team South to a championship at the 2023 Nike World Basketball Festival
- In her junior season, she led La Jolla to their third CIF title in four years and earned a top five national ranking by Max Preps
- She averaged 14 points, 4.6 rebounds, and 3.6 assists a game in her junior season with La Jolla
- A five-star prospect and ranked No. 24 overall by espnW Hoop Gurlz
- She chose the Cardinals over Kentucky, Duke, California, and Virginia Tech

TAJIANNA ROBERTS CAREER STATISTICS

SEASON	TEAM	GP-GS	MIN/AVG	Field Goals		3-Point		F-Throws		Rebounds				Scoring						
				FG-FGA	FG%	3FG-3FGA	3FG%	FT-FTA	FT%	OFF	DEF	TOT	AVG	PF-FO	A	TO	BLK	STL	PTS	AVG
2024-25	LOU	16-16	455/28.4	76-186	.409	30-87	.345	22-31	.710	14	27	41	2.6	22-0	35	31	2	30	204	12.8
TOTAL		16-16	455/28.4	76-186	.409	30-87	.345	22-31	.710	14	27	41	2.6	22-0	35	31	2	30	204	12.8



30 JAYDA CURRY

Guard | 5-6 | Senior
Corona, Calif. | Centennial | Cal

SEASON HIGHS

Points.....21 vs. Miami (1/2/25)
Reb.....4 (2x), MR vs. NC State (12/15/24)
Asst.....6 vs. USF (11/24/24)
Blocks.....
Steals.....3 (2x), MR at Boston College (12/29/24)
FGM.....6 vs. Miami (1/2/25)
FGA.....13 (2x), MR at Pitt (1/9/25)
3FGM.....4 vs. Miami (1/2/25)
3FGA.....10 at Pitt (1/9/25)
FT.....5 vs. Miami (1/2/25)
FTA.....5 vs. Miami (1/2/25)
Minutes.....33 vs. Miami (1/2/25)

CAREER HIGHS

Points.....30 at Stanford (1/21/22)*
Reb.....10 vs. Arkansas Pine Bluff (12/3/22)*
Asst.....8 (2x), latest vs. Oregon (1/27/23)*
Blocks.....1 (3x), latest vs. Washington State (2/26/22)*
Steals.....6 vs. NC A&T (12/3/23)
FGM.....11 at Utah (2/23/23)*
FGA.....23 (2x), MR vs. Notre Dame (11/12/22)*
3FGM.....4 (6x), MR vs. Miami (1/2/25)
3FGA.....11 vs. Arizona (12/31/22)*
FT.....12 at Stanford (1/21/22)*
FTA.....14 at Stanford (1/21/22)*
Min.....40 (2x), latest vs. Washington State (3/1/23)*
* at Cal

MISC STATS

	Season	Career*
Double-Doubles.....	0	1
10-Plus Points.....	8	69
20-Plus Points.....	1	18
30-Plus Points.....	0	1
Team-High Points.....	3	43
10-Plus Rebounds.....	0	1
Team-High Rebounds.....	0	4
10-Plus Assists.....	0	0
Team-High Assists.....	3	27

* at Cal & Louisville

2024-25 GAME-BY-GAME

Opponent	Min	FG-A	3PT-A	FT-A	O-D-T	PF	AST	TO	STL	BLK	PTS	AVG
vs. UCLA												
SOUTHERN INDIANA												
at UT Martin												
at Kentucky												
MOREHEAD ST.	19	4-6	2-3	1-1	0-2-2	1	3	0	0	0	11	11.0
vs. USF	31	4-11	0-4	4-4	0-2-2	2	6	1	3	0	12	11.5
at Colorado	22	5-10	1-4	3-4	0-2-2	3	3	1	1	0	14	12.3
OKLAHOMA	23	4-9	1-3	2-2	1-1-2	4	2	2	1	0	11	12.0
vs. UConn	11	2-4	0-1	1-1	0-0-0	0	0	0	0	0	5	10.6
GRAMBLING ST.	12	2-5	1-2	2-2	0-0-0	3	1	2	0	0	7	10.0
NC STATE	23	1-10	1-6	2-2	0-4-4	2	2	1	2	0	5	9.3
at Memphis	27	4-8	3-6	3-3	0-3-3	4	5	1	2	0	14	9.9
at Boston College*	31	4-13	2-7	4-4	1-1-2	2	2	4	3	0	14	10.3
MIAMI*	33	6-12	4-9	5-5	0-2-2	2	3	1	1	0	21	11.4
at Wake Forest*	24	3-7	2-5	3-4	0-0-0	2	0	4	0	0	11	11.4
at Pitt*	31	3-13	2-10	2-2	0-3-3	3	3	2	0	0	10	11.3
GEORGIA TECH												
SYRACUSE												
at Virginia Tech												
at Virginia												
at SMU												
NOTRE DAME												
CAL												
STANFORD												
at Florida State												
at Duke												
NORTH CAROLINA												
CLEMSON												
at Notre Dame												

Louisville - Senior Year (2024-25)

- Scored 10 points and led the team with three assists in the road win over Pitt
- Recorded seven of her 11 points in overtime in the road win over Wake Forest
- Scored a season-best 21 points and tied a career high with four made three pointers in the win over Miami
- Led the team with 14 points and had three steals, two assists and two rebounds in the win over Boston College
- Tied a season high with 14 points and had five assists, three rebounds and two steals in the win over Memphis
- Scored 11 points and had two rebounds and two assists against #11 Oklahoma
- Recorded a team-best 14 points and three assists to go with two rebounds and a steal in the road win over Colorado.
- Scored 12 points and had six assists and three steals in the win over South Florida
- Made her first appearance of the season against Morehead State and scored 11 points to go with three assists and two rebounds
- 2025 Drysdale Award Watch List

Louisville - Junior Year (2023-24)

- Played all 34 games and made five starts with the Cardinals.
- Was second on the team with 45 three-pointers and was one of six players to average 7 or more points per game (9.0).
- Scored a season-high 28 points and led the team with three assists against No. 4 seed Notre Dame.
- Tied a season high with three made three-pointers and tallied 13 points in the road win over Georgia Tech.
- Led the Cards with 15 points on 6-for-9 shooting and tied a season high with three made three pointers in the win over Pitt.
- Scored in double figures for the third-straight game with 14 points on the road against #23/24 North Carolina.
- Led the team and tied a season high with 19 points, set a season high with eight made field goals and tied a season high with three three-pointers made in the road win over Clemson.
- Had a team-best 12 points and shot 5-for-6 from the field and 2-for-2 from behind the arc in the home win over Wake.
- Tallied season-best marks with 19 points on 7-for-12 shooting in the win over #RV/23 Miami. She was 2-for-2 from three and scored 11 of her 19 points in the third quarter. Curry eclipsed 1,000 career points in the win.
- Scored a team-best 12 points, set a career high with six steals, led the team with five assists and had five rebounds in the win over NC A&T.
- Tied a season high with 13 points and hit a season best three three-pointers in the win over Gonzaga.
- Recorded a season-high six assists against Alabama.
- Scored in double figures for the second time this season with 11 points against Bellarmine.
- In her Louisville regular season debut, she scored in double figures with 13 points and added two assists and a steal against Cincinnati.
- 2023-24 Naismith Women's Player of the Year Watch List
- ACC Newcomer Watch List

Curry transferred to Louisville in April 2023 and will be eligible to play for the Cardinals during the 2023-24 season.

Cal - Sophomore Year (2022-23)

- Named to Pac-12 Honorable Mention team by the coaches and All-Pac-12 First Team by the media.
- One of five players to appear in all 30 games and started every game.
- Logged 988 minutes, averaging 32.9 minutes per contest which led the team.
- Led the team in scoring at 15.5 points per game, which ranked sixth in the Pac-12 and tops among all sophomores in the conference and 22nd nationally.
- Became the second fastest player in program history to score 500 points, doing so in 29 games, against Montana on Nov. 26.
- Scored in double-figures in 23 games and led the team in scoring in 18 games.
- Tied for the team lead with 59 made 3-pointers, which ranked seventh

in the Pac-12.

- Her 3-point total ranks seventh on Cal's all-time single season list.
- Was the only player in the Pac-12 and one of eight players in DI women's basketball to hit at least one 3-pointer in every game for the season.
- Has an active streak of 51 consecutive regular season games with at least one 3PM, which is the longest known streak in Pac-12 history since the 1999-00 season.
- Tied her career-high with four 3PM twice (last against No. 25 USC on Feb. 19).
- Had a career-high eight assists twice (against No. 8 Utah on Jan. 22 and Oregon on Jan. 27).
- Was second on the team in assists (3.5 assists per game), which ranked 10th in the Pac-12.
- Had a career-high 10 rebounds against Arkansas-Pine Bluff on Dec. 3.
- Registered her first career double-double with 19 points and 10 rebounds against Arkansas-Pine Bluff on Dec. 3.

Cal - Freshman Year (2021-22)

- Named the Pac-12 Freshman of the Year by the Pac-12 Media, also earned All-Conference honors by the media.
- Named to Pac-12 Honorable Mention team by the coaches and All-Freshman Team.
- Led the Pac-12 in scoring, averaging 18.6 points per game - the first freshman in conference history to lead the Pac-12 in scoring.
- The 18.6 points per game ranked in the top-50 in the nation. She finished the year as the nation's second leading scorer.
- Shot 38.6 percent from the field (135-for-350) and 33.6 percent from 3-point range (47-for-140).
- Connected on 80.4 percent of her free throw attempts (111-for-138).
- Was elite at getting to the line, she led the Pac-12 in free throws made and was second in the conference in attempts.
- Five time Pac-12 Freshman of the Week
- Played in 23 games, making 23 starts. Averaged 34.6 minutes per contest which was fifth most by a freshman in the nation.
- Scored 428 points - finished with 22 games in double figures, including eight with 20 or more points.
- The 428 points was just 58 points behind the top total in the conference in eight less games played.
- Led the Bears in scoring in 16 of the 23 games she played.
- Was second on the team in assists with 64, her 2.8 assists per game ranked in the top-15 in the Pac-12. She was one of four players - and only freshman - in the Pac-12 to finish in the top-15 in scoring and assists.
- Scored a season-high 30 points at No. 2 Stanford on Jan. 21.
- In Pac-12 play she averaged 17.1 points per game which was third in the conference - tops among all freshmen.
- Made her collegiate debut on Nov. 9 against Sacramento State, finished with 23 points, along with five rebounds and three assists.

High School

- Named Ms. Basketball State Player of the Year
- Named the MaxPreps California Player of the Year
- Was named the 2020 Press Enterprise Player of the Year
- Named the 2020 Riverside Player of the Year
- A four-time letter winner at Centennial High School for head coach Martin Woods.
- Earned All-American Honorable Mention honors from MaxPreps following her junior campaign.
- Led Centennial to a California State Championship her senior year, she finished with a double-double scoring 27 points and grabbing 11 rebounds in the win over Mater Dei.
- In four years she amassed 2,190 points, 778 field goals, 567 rebounds, 399 assists and 375 steals.
- Averaged 18.9 points per game in her four year career while shooting 41.3 percent from the field.
- As a senior she averaged 21.3 points per game, 6.4 rebounds, 5.1 assists and 3.9 steals per game.
- Her junior year she scored 717 points, averaging 22.4 points per contest.
- She currently holds the Centennial single-game scoring record with 50 points.

JAYDA CURRY CAREER STATISTICS

SEASON	TEAM	GP-GS	MIN/AVG	Field Goals		3-Point		F-Throws		Rebounds				Scoring						
				FG-FGA	FG%	3FG-3FGA	3FG%	FT-FTA	FT%	OFF	DEF	TOT	AVG	PF-FO	A	TO	BLK	STL	PTS	AVG
2021-22	Cal	23-23	796/34.6	135-350	.386	47-140	.336	111-138	.804	11	74	85	3.7	61-2	64	57	3	32	428	18.6
2022-23	Cal	30-30	989/33.0	157-414	.379	59-176	.335	93-120	.775	11	93	104	3.5	75-1	106	68	0	15	466	15.5
2023-24	LOU	34-5	751/22.1	109-277	.394	45-116	.388	49-64	.766	14	43	57	1.7	72-2	66	59	0	25	312	9.2
2024-25	LOU	12-4	287/24.0	42-108	.389	19-60	.317	32-34	.941	2	20	22	1.8	28-0	30	19	0	13	135	11.3
TOTAL FOR LOU		46-9	1039/22.6	151-385	.392	64-176	.364	81-98	.827	16	63	79	1.7	100-2	96	78	0	38	447	9.7
TOTAL		99-62	2824/28.5	443-1149	.386	170-492	.346	285-356	.801	38	230	268	2.7	236-5	266	203	3	85	1341	13.5



44 OLIVIA COCHRAN

Forward | 6-3 | Graduate
Columbus, Ga. | Carver

SEASON HIGHS

Points..... 18 vs. Grambling State (12/12/24)
Reb 13 at Memphis (12/21/24)
Asst..... 4 (3x), MR at Wake Forest (1/5/25)
Blocks 3 at Kentucky (11/16/24)
Steals 3 (4x), MR vs. Miami (1/2/25)
FGM 8 vs. Grambling State (12/12/24)
FGA 13 vs. USF (11/24/24)
3FGM..... 1 (3x), MR vs. Miami (1/2/25)
3FGA..... 2 (4x), MR vs. Miami (1/2/25)
FT 9 at Wake Forest (1/5/25)
FTA 9 at Wake Forest (1/5/25)
Minutes..... 38 (2x), MR at Wake Forest (1/5/25)

CAREER HIGHS

Points..... 21 vs. Liberty (11/25/23), vs. DePaul (11/12/23)
Reb 15 vs. Northwestern (3/24/21)
Asst..... 6 at Colorado State (11/28/21)
Blocks 3 (4x), MR at Kentucky (11/16/24)
Steals 4 vs. South Carolina (4/1/22)
FGM 9 vs. DePaul (11/12/23)
FGA 17 vs. NC State (2/5/24)
3FGM..... 1 (8x), MR vs. Miami (1/2/25)
3FGA..... 2 (8x), MR vs. Miami (1/5/25)
FT 9 (3x), MR at Wake Forest (1/5/25)
FTA 12 vs. Liberty (11/25/23)
Minutes..... 38 (2x), MR at Wake Forest (1/5/25)

MISC STATS

	Season	Career
Double-Doubles.....	2	16
10-Plus Points	9	72
20-Plus Points	0	3
30-Plus Points	0	0
Team-High Points.....	6	20
10-Plus Rebounds.....	2	24
Team-High Rebounds.....	8	56
10-Plus Assists.....	0	0
Team-High Assists	2	10

2024-25 GAME-BY-GAME

Opponent	Min	FG-A	3PT-A	FT-A	O-D-T	PF	AST	TO	STL	BLK	PTS	AVG
vs. UCLA*	23	3-6	1-2	1-2	2-2-4	5	0	2	0	0	8	8.0
SOUTHERN INDIANA*	24	6-9	0-0	3-4	0-6-6	0	1	0	1	0	15	10.8
at UT Martin*	22	4-6	1-2	5-6	1-6-7	1	2	2	3	1	14	10.8
at Kentucky*	38	1-11	0-2	0-0	2-4-6	2	4	5	0	3	2	9.3
MOREHEAD ST.*	16	2-3	0-1	2-4	0-6-6	0	1	1	2	1	6	9.0
vs. USF*	30	6-13	0-1	1-2	3-6-9	2	0	2	1	0	13	9.7
at Colorado*	18	1-5	0-1	0-2	1-2-3	5	0	6	2	0	2	8.6
OKLAHOMA*	26	6-12	0-0	5-6	3-6-9	5	2	4	1	0	17	9.6
vs. UConn*	16	3-7	0-1	1-4	2-2-4	3	0	1	0	0	7	9.3
GRAMBLING ST.*	24	8-10	0-0	2-3	5-6-11	1	1	2	0	1	18	10.2
NC STATE*	20	3-11	0-1	2-2	0-4-4	2	0	1	1	0	8	10.0
at Memphis*	29	6-10	0-0	0-0	2-11-13	4	0	3	0	2	12	10.2
at Boston College*	32	6-9	0-1	1-2	4-3-7	3	4	4	3	0	13	10.4
MIAMI*	27	6-9	1-2	0-0	1-2-3	2	0	1	3	0	13	10.6
at Wake Forest*	38	2-10	0-0	9-9	3-4-7	4	4	3	1	0	13	10.7
at Pitt*	25	1-5	0-0	0-0	3-0-3	4	2	1	2	2	2	10.2
GEORGIA TECH												
SYRACUSE												
at Virginia Tech												
at Virginia												
at SMU												
NOTRE DAME												
CAL												
STANFORD												
at Florida State												
at Duke												
NORTH CAROLINA												
CLEMSON												
at Notre Dame												

Graduate Year (2024-25)

- Tied a career high after going 9-for-9 from the free throw line and lead the team with seven rebounds and four assists to go with 13 points in the road win over Wake Forest
- Scored in double figures for the third-straight game with 13 points on 6-for-8 shooting and tied a season high with three steals in the win over Miami
- Led the team with seven rebounds, four assists while scoring 13 points and tied a season high with three steals in the road win over Boston College
- Tallied her second double-double of the season with 12 points and a season-best 13 rebounds in the win over Memphis
- Recorded her first double-double of the season with a season-best 18 points and 11 rebounds on 8-for-10 shooting against Grambling State
- Tallied a season and team-best 17 points and nine rebounds against #11 Oklahoma
- Had a team-best 13 points and nine rebounds and was named WBCA Showcase Most Outstanding Player in the win over South Florida
- Led the team with 12 rebounds and had eight points against Morehead State
- Set a career high with 38 minutes played, tied a career high with three blocks and led the team with six rebounds against #20 Kentucky
- Scored 14 points on 4-for-6 shooting to go with seven rebounds, three steals and two assists against UT Martin
- Led the team with 15 points against Southern Indiana
- Named to the McClain Award Watch List for the fourth-straight season

Senior Year (2023-24)

- Played and started all 34 games for the Cardinals.
- Tied for the team lead with 6.6 rebounds, 1.4 steals and 0.6 blocks per game, second on the squad with five double-doubles and was tied for second on the team with 10.8 points per game.
- Led the team with 17 points and had eight points for her fifth double-double against Middle Tennessee.
- Tied a season high with three steals, two blocks and had nine points and seven rebounds against Boston College.
- All-ACC Second Team
- Scored a team-best 16 points and hauled in 11 rebounds in the home win over Florida State.
- Led the team with 12 rebounds and had eight points in the road win over Georgia Tech.
- Had a team-best nine rebounds to go with 11 points on 3-for-8 shooting in the road win over Boston College.
- Led the team with 17 points and 12 rebounds for her third double-double of the season against No. 35 NC State.
- Recorded nine points, nine rebounds, tied a season best with three assists and two blocks over a career-high 38 minutes played against #21/23 Syracuse.
- Scored in double figures for the 12th-straight game with 10 points, team-high seven rebounds and was 5-for-10 shooting from the floor against Boston College.
- Tallied 14 points, team-best five rebounds and tied a season high with four assists against #23/24 North Carolina.
- Had 12 points with six rebounds and two assists in the road win over Clemson.
- Led the team with 12 points, was 6-for-6 from the line and had a season-high four assists in the win over Wake.
- Scored 10 points on 4-for-6 shooting with four rebounds in the road win over Pitt.
- Tallied double-digit points with 13 points on 6-for-11 shooting to go with a team-best six rebounds and tied a season best with three steals against Duke.
- Scored in double figures with 11 points to go with seven rebounds, two steals and two blocks against #R/23 Miami.
- Led the team with 14 points on 5-for-8 shooting and added seven rebounds in the win over #23 Washington.
- Scored in double figures with 12 points on 6-for-10 shooting to go with a team-best six rebounds, tied a season high with three steals and season-best two blocks against No. 17/18 UConn.
- Tied a season high with 11 rebounds and tied for the team high with 16 points for her second double-double of the season against Morehead State.
- Eclipsed the 1,000-point plateau with 10 points in the win over Kentucky. She also added a team-best eight rebounds and three assists with one steal and zero turnovers.
- Scored 10 points on 5-for-8 shooting with two rebounds, an assist, a steal and a block in just 15 minutes against NC A&T.
- Tied a career high with 21 points and hauled in 11 rebounds for her 10th career double-double in the win against Liberty. She tied a career high with nine made free throws and tied a season high with three steals.
- Led the Cards with eight rebounds to go with 11 points and three steals against Bucknell.
- Recorded 10 points on 5-for-6 shooting, two rebounds, two assists and one steal in just 13 minutes against Belknap.
- 2023-24 Wooden Award Preseason Top 50 Watch List
- Set a career high with 21 points on 9-for-14 shooting to go with five rebounds and team-best three assists and three steals against DePaul.
- Led the Cardinals with 10 rebounds and three assists to go with seven points in the win over Cincinnati.
- 2023-24 Naismith Women's Player of the Year Watch List
- Preseason All-ACC Team
- Katrina McClain Award Watch List

Junior Year (2022-23)

- Only player to play and start in all 38 games this season.
- Led the team in rebounds (6.5 per game and double-doubles (4) in her junior season.
- Tallied a career-best 20 points to go with 14 rebounds for her fourth double-double of the season against No. 4 Iowa. The 14 rebounds are tied for the fifth-most in program history in an NCAA Tournament game.
- Scored 10 points with six rebounds, a block and a steal in the win over No. 8 seed Ole Miss.

- ACC Second Team All-Tournament
- Reached double figures for the fourth-straight game with 11 points to go with four rebounds, two blocks and one steal against No. 3 Virginia Tech in the ACC Finals.
- Scored 12 points and led the team with eight rebounds in the ACC semifinal win over Notre Dame.
- Tallied 11 points on 5-of-6 shooting in the win over Wake Forest.
- Scored 10 points and added six rebounds, three assists, a block and a steal against #10 Notre Dame.
- Hit the tying layup with 3.8 seconds left in overtime and had six points, five rebounds and tied a season high with two steals in overtime on the road against #10 Notre Dame.
- Hauled in a team-best 12 rebounds to go with seven points in the win over Clemson. It was her fifth game this season with 10 or more rebounds.
- Scored in double figures with 11 points and led the Cards with six rebounds against Wake Forest.
- Had a team-high 11 rebounds against #20/18 NC State. It was the fourth time this season she has had 10 or more rebounds in a game.
- Led the team with seven rebounds and had eight points, three assists, two steals and a block in the win over Boston College.
- Scored 13 points, tied a career high with three blocks, had a season-high four assists to go with eight rebounds in the road win over Florida State.
- Led the team with nine rebounds, scored eight points and had two assists and two steals against Pitt. It was her second game this season that she had multiple steals and multiple blocks in the same game.
- Tallied a team-high six rebounds to go with 10 points in the win over Georgia Tech.
- Scored a season-high 15 points on 7-of-9 shooting to go with seven rebounds in the win over Syracuse.
- Recorded her third double-double of the season with 11 points and tied a season high with 13 rebounds against Pitt.
- Led the team with nine rebounds and added nine points in the road win over Kentucky.
- Scored in double figures for the second-straight game and third time in her last four with 12 points against SIUE on 6-of-8 shooting.
- Led the team with 14 points against Middle Tennessee on Dec. 4. She also had seven rebounds, her sixth game this season with seven or more rebounds.
- Recorded her second double-double of the season and seventh of her career in the win over Longwood on Nov. 25. She had 10 points and 10 rebounds.
- Led the Cardinals with a season-high four assists and had a season-high two blocks in the win over #3/5 Texas on Nov. 20.
- On her 21st birthday, she had her sixth career double-double with 13 points and 13 rebounds. She also led the Cardinals with a team-high three assists in the win over Belmont.
- One of four players to score in double figures against IUPUI (11 pts.).
- Katrina McClain Award Watch List

Sophomore Year (2021-22)

- In ACC play, ranked fourth on the team with 8.7 points per game, while pulling down 5.8 rebounds per game and shooting 50 percent from the floor and 75 percent from the stripe
- Scored 14 points on 6-11 shooting and added four rebounds in the Final Four of the NCAA tournament vs. South Carolina on 4/1
- With 52-50 lead to 2:52 remaining against Michigan in Elite 8, scored six straight points to build lead to 58-50 with 33 seconds left, finished with nine points on 4-7 shooting and four rebounds in 20 minutes
- Scored 11 points on 5-9 shooting, while contributing five rebounds and three assists in 25 minutes in the second win of the NCAA tournament vs. Gonzaga
- Shot a perfect 4-4 from the field and added four rebounds in the opening round win of the NCAA tournament vs. UAlbany
- Recorded 14 points on 5-6 from the field and 4-5 from the line, adding five rebounds, two blocks and two steals at UNC on 2/17
- Led the team 11 rebounds while adding nine points off 4-6 from the floor and one assist at Syracuse on 2/6
- Recorded 18 points on 8-15 from the field, including game-winner, while adding five rebounds and one assist at Miami on 2/1
- Scored 17 points on 6-10 shooting, including her first 3 of the season, with 6 rebounds vs. FSU on 1/27
- Led the team with a career-high tying 19 points on 8-12 from the field, adding seven rebounds, one assist and one block at NC State on 1/20
- Put up a season-high 13 points, shooting 5-10 and adding 7 rebounds, 1 assist, and 1 steal, vs. Syracuse on 1/13
- Tallied a new season-high 11 points, shooting a perfect 3-3 from the field and 5-6 from the charity stripe, adding four rebounds, one block and one steal vs. Pitt on 1/6
- Recorded a season high 13 rebounds while tying a career high three blocks, adding seven points, one assist and one steal in 33 minutes (ties career high) at Georgia Tech on 1/2
- Tied a season high 10 points, adding four rebounds, one assist, one steal and one block while hitting 3-6 shots from the field and 4-4 from the charity stripe vs. BC
- Recorded a career-high six assists while committing zero turnovers at Colorado State
- Named to Katrina McClain Award Watch List

OLIVIA COCHRAN CAREER STATISTICS

SEASON	TEAM	GP-GS	MIN/AVG	Field Goals		3-Point		F-Throws		Rebounds				Scoring						
				FG-FGA	FG%	3FG-3FGA	3FG%	FT-FTA	FT%	OFF	DEF	TOT	AVG	PF-FO	A	TO	BLK	STL	PTS	AVG
2020-21	LOU	29-25	605/20.9	111-204	.544	1-7	.143	63-81	.778	60	140	200	6.9	64-0	20	48	24	12	286	9.9
2021-22	LOU	33-32	737/22.3	109-212	.514	1-4	.250	65-94	.691	85	83	168	5.1	79-1	35	60	24	27	284	8.6
2022-23	LOU	38-38	917/24.1	126-252	.500	2-9	.222	67-100	.670	83	163	246	6.5	112-4	40	71	23	25	321	8.4
2023-24	LOU	34-34	922/27.1	145-292	.497	1-7	.143	77-111	.694	64	160	224	6.6	94-3	46	60	20	47	368	10.8
2024-25	LOU	16-16	407/25.5	64-136	.471	3-14	.214	32-46	.696	32	70	102	6.4	43-3	21	38	10	20	163	10.2
TOTAL		150-145	3587/23.9	555-1096	.506	8-41	.195	304-432	.704	324	616	940	6.3	392-11	162	277	101	131	1422	9.5

2024-25 BOX SCORES

Official Basketball Box Score - Final
Louisville at UCLA
11/04/24 Addis Arena, Paris
2024 AFLAC OUI PLAY
Game Time: 8:45 PM
Game Duration: 1:56
Attendance: 3,472
Officials: Karen Peto, Brenda Panaja, Maj Fordsberg

Box score table for Louisville vs UCLA. Includes player stats for Nyla Harris, Mackenly Randolph, Olivia Cochran, Ja'Leah Williams, Tajanna Roberts, Merisash Russell, Elif Istanbuluoglu, Isla Juffermans, Izela Arenas, Imari Berry, Reagan Bender. Shooting by period and technical fouls.

Box score table for UCLA vs Louisville. Includes player stats for Gabriela Jaquez, Angela Dugalic, Lauren Betts, Loundryn Jones, Elina Aarnisalo, Kendall Dudley, Times Gardner, Janiah Barker, Avary Cain. Shooting by period and technical fouls.

Summary statistics for Louisville vs UCLA. Includes UL, UCLA, Points from, Turnovers, Period by Period Scoring, Lead Changes, Second Chance, Times Tied, Time with Lead.

Official Basketball Box Score - Final
Southern Ind. at Louisville
11/08/24 KFC Yum! Center Louisville
2024-25 Women's Basketball
Game Time: 7:02 PM
Game Duration: 1:52
Attendance: 7,666
Officials: Puani Spurlock, Brandon Entering, Kayla Masey

Box score table for Southern Ind. vs Louisville. Includes player stats for Meredith Raley, Amiyah Buchanan, Trinit Palston, Ali Saunders, Vanessa Shafford, Lexie Green, Sophia Cochran, Lexi Sepulveda, Lauren Carie. Shooting by period and technical fouls.

Box score table for Louisville vs Southern Ind. Includes player stats for Nyla Harris, Mackenly Randolph, Olivia Cochran, Ja'Leah Williams, Tajanna Roberts, Imari Berry, Elif Istanbuluoglu, Izela Arenas, Merisash Russell, Isla Juffermans, Reagan Bender, Anaya Hardy, Eseoosa Imafidon. Shooting by period and technical fouls.

Summary statistics for Louisville vs Southern Ind. Includes USI, LOU, Points from, Turnovers, Period by Period Scoring, Lead Changes, Second Chance, Times Tied, Time with Lead.

Official Basketball Box Score - Final
#18 Louisville at UT Martin
11/12/24 Kathleen and Tom Egan Center, Martin, Tenn.
2024-25 NCAA Women's Basketball
Game Time: 6:00 PM
Game Duration: 2:09
Attendance: 4,453
Officials: Angel Kent, Aaron Brooks, Traci Drake

Box score table for Louisville vs UT Martin. Includes player stats for Nyla Harris, Mackenly Randolph, Olivia Cochran, Ja'Leah Williams, Tajanna Roberts, Imari Berry, Elif Istanbuluoglu, Merisash Russell, Isla Juffermans, Izela Arenas, Reagan Bender, Anaya Hardy, Eseoosa Imafidon. Shooting by period and technical fouls.

Box score table for UT Martin vs Louisville. Includes player stats for Anaya Brown, Lexi Rubel, Daejah Richmond, Shae Littleford, Kenley McCann, Abby Stephens, Kaitlyn McCann, Kayiana Armbrister, Tia Hyman, Taylor Scohy, Mikayla Lambert, Sophie Singleton, Mauryah Jones. Shooting by period and technical fouls.

Summary statistics for Louisville vs UT Martin. Includes LOU, UTM, Points from, Turnovers, Period by Period Scoring, Lead Changes, Second Chance, Times Tied, Time with Lead.

Official Basketball Box Score - Final
Louisville at Kentucky
11/16/24 Historic Memorial Coliseum, Lexington, KY
2024-25 Women's Basketball
Game Time: 6:00 PM
Game Duration: 2:11
Attendance: 6,117
Officials: Joseph Vazby, Dee Kanner, Eric Brewton

Box score table for Louisville vs Kentucky. Includes player stats for Nyla Harris, Mackenly Randolph, Olivia Cochran, Ja'Leah Williams, Tajanna Roberts, Merisash Russell, Izela Arenas, Imari Berry, Elif Istanbuluoglu. Shooting by period and technical fouls.

Box score table for Kentucky vs Louisville. Includes player stats for Teonni Key, Amelia Hassett, Clara Strack, Georgia Amoreo, Dazia Lawrence, Clara Silva, Cassidy Rowe, Lexi Blue. Shooting by period and technical fouls.

Summary statistics for Louisville vs Kentucky. Includes LOU, UKY, Points from, Turnovers, Period by Period Scoring, Lead Changes, Second Chance, Times Tied, Time with Lead.

2024-25 BOX SCORES



Official Basketball Box Score - Final
Morehead St. at Louisville
11/21/24 KFC Yum! Center, Louisville
2024-25 Women's Basketball

Game Time: 7:02 PM
Game Duration: 1:49
Attendance: 7,344

Officials: Rod Creech, Mark Berger, Erika Hermin

Table with columns: NO., Name, Min, FG, 3P, FT, Rebounds, Fouls, TP, AS, TO, ST, Blocks, +/-

Shooting By Period
1st FG% 11-17 64.7%
2nd FG% 3-9 33.3%
3rd FG% 8-16 50.0%
4th FG% 5-16 31.3%
GM FG% 27-56 48.2%



Official Basketball Box Score - Final
Louisville at South Fla.
11/24/24 State Farm Field House, Lake Buena Vista, Fla.
2024-25 Women's Basketball

Game Time: 1:00 PM
Game Duration: 1:53

Officials: Dee Karner, Denise Brooks, Rod Creech

Table with columns: NO., Name, Min, FG, 3P, FT, Rebounds, Fouls, TP, AS, TO, ST, Blocks, +/-

Shooting By Period
1st FG% 6-15 40.0%
2nd FG% 10-17 58.8%
3rd FG% 7-14 50.0%
4th FG% 3-13 23.1%
GM FG% 26-59 44.1%

Table with columns: NO., Name, Min, FG, 3P, FT, Rebounds, Fouls, TP, AS, TO, ST, Blocks, +/-

Shooting By Period
1st FG% 9-12 75.0%
2nd FG% 3-5 60.0%
3rd FG% 11-16 68.8%
4th FG% 7-11 63.6%
GM FG% 30-34 88.2%

Table with columns: NO., Name, Min, FG, 3P, FT, Rebounds, Fouls, TP, AS, TO, ST, Blocks, +/-

Shooting By Period
1st FG% 7-13 53.8%
2nd FG% 3-5 60.0%
3rd FG% 4-4 100%
4th FG% 5-11 45.5%
GM FG% 19-23 82.6%

Summary statistics table including Biggest lead, Best Scoring Run, Lead Changes, Times Tied, Time with Lead

Summary statistics table including Biggest lead, Best Scoring Run, Lead Changes, Times Tied, Time with Lead



Official Basketball Box Score - Final
Louisville at Colorado
11/19/24 CU Events Center, Boulder
2024-25 Women's Basketball

Game Time: 1:00 PM
Game Duration: 2:16
Attendance: 3,487

Officials: Roy Gulbeyan, Chuck Gonzalez, In'Fari Robinson

Table with columns: NO., Name, Min, FG, 3P, FT, Rebounds, Fouls, TP, AS, TO, ST, Blocks, +/-

Shooting By Period
1st FG% 5-15 33.3%
2nd FG% 10-20 50.0%
3rd FG% 2-6 33.3%
4th FG% 3-10 30.0%
GM FG% 20-51 39.2%



Official Basketball Box Score - Final
Oklahoma at Louisville
12/04/24 KFC Yum! Center, Louisville
2024-25 Women's Basketball

Game Time: 5:02 PM
Game Duration: 2:11
Attendance: 7,446

Officials: Denise Brooks, Tiffany Bird, Saf Esho

Table with columns: NO., Name, Min, FG, 3P, FT, Rebounds, Fouls, TP, AS, TO, ST, Blocks, +/-

Shooting By Period
1st FG% 4-15 26.7%
2nd FG% 3-8 37.5%
3rd FG% 4-8 50.0%
4th FG% 9-16 56.3%
GM FG% 20-47 42.6%

Table with columns: NO., Name, Min, FG, 3P, FT, Rebounds, Fouls, TP, AS, TO, ST, Blocks, +/-

Shooting By Period
1st FG% 7-17 41.2%
2nd FG% 6-10 60.0%
3rd FG% 8-13 61.5%
4th FG% 3-8 37.5%
GM FG% 24-38 63.2%

Table with columns: NO., Name, Min, FG, 3P, FT, Rebounds, Fouls, TP, AS, TO, ST, Blocks, +/-

Shooting By Period
1st FG% 8-21 38.1%
2nd FG% 2-5 40.0%
3rd FG% 6-18 33.3%
4th FG% 7-17 41.2%
GM FG% 17-41 41.5%

Summary statistics table including Biggest lead, Best Scoring Run, Lead Changes, Times Tied, Time with Lead

Summary statistics table including Biggest lead, Best Scoring Run, Lead Changes, Times Tied, Time with Lead

2024-25 BOX SCORES



Official Basketball Box Score - Final
(22) Louisville at (2) UConn
12/27/24 Barclays Center, Brooklyn, NY
2024 Shark Beauty Women's Championship Classic

Game Time: 9:40 PM
Game Duration: 1:52
Attendance: 9,114

Officials: Maj Forsberg, Kate Lukanich, Billy Smith

Box score for Louisville - 52 vs UConn - 85. Includes player stats for Nyla Harris, Mackleny Randolph, Olivia Cochran, Ja'Leah Williams, Tajanna Roberts, Merissah Russell, Elif Istanbuluoglu, Jayda Curry, Imari Berry, Isla Juffermans, Izela Arenas, Reagan Bender, Esosaa Imafidon, Anaya Hardy.

Box score for UConn - 85 vs Louisville - 96. Includes player stats for Sarah Strong, Ice Brady, Paige Bueckers, Kaitlyn Chen, Azzi Fudd, Janna Fialy, Ashlyn Shade, KK Arnold, Morgan Cheli, Qadence Samuels, Allie Ziebell.

Summary statistics for Louisville vs UConn game, including points from Lou/UConn, turnovers, lead changes, and time with lead.



Official Basketball Box Score - Final
Grambling at Louisville
12/22/24 KFC Yum! Center, Louisville
2024-25 Women's Basketball

Game Time: 7:02 PM
Game Duration: 1:54
Attendance: 7,365

Officials: Julio Krommhoek, Tori Rallo, Kim Hibbs

Box score for Grambling - 57 vs Louisville - 96. Includes player stats for Alyssa Phillip, Zaria Johnson, Arianna Moseley, Kahlia Warmley, Sharonica Hartsfield, Lillian Jackson, Lydia Freeman, Claire Simmons, Nicole Sandifer, Halima Salat.

Box score for Louisville - 96 vs UConn - 85. Includes player stats for Nyla Harris, Olivia Cochran, Ja'Leah Williams, Merissah Russell, Tajanna Roberts, Mackleny Randolph, Imari Berry, Elif Istanbuluoglu, Isla Juffermans, Izela Arenas, Reagan Bender, Anaya Hardy.

Summary statistics for Louisville vs UConn game, including points from Lou/UConn, turnovers, lead changes, and time with lead.



Official Basketball Box Score - Final
NC State at Louisville
12/15/24 KFC Yum! Center, Louisville
2024-25 Women's Basketball

Game Time: 1:05 PM
Game Duration: 1:56
Attendance: 9,116

Officials: Dee Kattner, Chuck Gonzalez, Rod Creech

Box score for NC State - 72 vs Louisville - 42. Includes player stats for Malory Collier, Aziaha James, Madison Hayes, Saniya Rivers, Zoe Brooks, Lorena Awou, Zamareya Jones, Middle Cox, Tilda Trygger, Laci Steele, Deyvn Quigley.

Box score for Louisville - 42 vs Memphis - 68. Includes player stats for Nyla Harris, Olivia Cochran, Ja'Leah Williams, Merissah Russell, Tajanna Roberts, Jayda Curry, Elif Istanbuluoglu, Imari Berry, Isla Juffermans, Mackleny Randolph, Izela Arenas, Anaya Hardy, Reagan Bender.

Summary statistics for Louisville vs Memphis game, including points from Lou/Mem, turnovers, lead changes, and time with lead.



Official Basketball Box Score - Final
Louisville at Memphis
12/21/24 FedExForum, Memphis
2024-25 Women's Basketball

Game Time: 4:00 PM
Game Duration: 1:53
Attendance: 2,021

Officials: Ashley Gloss, Jules Gallen, Jeff Wooten

Box score for Louisville - 87 vs Memphis - 68. Includes player stats for Nyla Harris, Olivia Cochran, Ja'Leah Williams, Merissah Russell, Tajanna Roberts, Mackleny Randolph, Elif Istanbuluoglu, Jayda Curry, Imari Berry, Isla Juffermans, Izela Arenas, Reagan Bender.

Box score for Memphis - 68 vs Louisville - 42. Includes player stats for Layken Cox, Alasia Smith, Tilly Boler, DeeDee Hagemann, Tianyuwei Welch, Bailey Gilmore, Elaura Eaton, Elyana Smith, Raven Sims, Latazia Williamson.

Summary statistics for Memphis vs Louisville game, including points from Lou/Mem, turnovers, lead changes, and time with lead.

2024-25 BOX SCORES



Official Basketball Box Score - Final
Louisville at Boston College
12/29/24 Conte Forum, Chestnut Hill, Mass
2024-25 Women's Basketball

Game Time: 2:00 PM
Game Duration: 2:14
Attendance: 1,138

Officials: Karen Preato, Chuck Gonzalez, Teresa Shuck

Louisville - 86

Record: 8-5 (1-1)

Box score table for Louisville vs Boston College, including columns for NO. Name, Min, FG, 3P, FT, Rebounds, Fouls, TP, AS, TO, ST, Blocks, +/-.

Shooting By Period table for Louisville vs Boston College, showing FG, 3PT, FT percentages for 1st, 2nd, 3rd, 4th quarters and OT.

GM FG% 31-62 50.0%
3PT% 5-17 29.4%
FT% 19-26 73.1%

Technical Fouls: NONE
Dead Ball Rebounds: 6, 1

Boston College - 73

Record: 10-5 (1-1)

Box score table for Boston College vs Louisville, including columns for NO. Name, Min, FG, 3P, FT, Rebounds, Fouls, TP, AS, TO, ST, Blocks, +/-.

Shooting By Period table for Boston College vs Louisville, showing FG, 3PT, FT percentages for 1st, 2nd, 3rd, 4th quarters and OT.

GM FG% 25-52 48.1%
3PT% 5-14 35.7%
FT% 18-22 81.8%

Technical Fouls: NONE
Dead Ball Rebounds: 2, 1

Summary statistics table for Louisville vs Boston College, including UoL, BCE, Points from Turnovers, Paint, Second Chance, Fast Breaks, Time with Lead.

Period by Period Scoring table for Louisville vs Boston College, showing UoL, BCE, 1st, 2nd, 3rd, 4th, OT, TOT.



Official Basketball Box Score - Final
Miami (FL) at Louisville
01/02/25 YFC Yuni Center, Louisville
2024-25 Women's Basketball

Game Time: 7:02 PM
Game Duration: 1:51
Attendance: 7,956

Officials: Katie Lukanich, Tiana Curcio, Tiffany Bird

Miami (FL) - 56

Record: 11-3 (1-2)

Box score table for Miami (FL) vs Louisville, including columns for NO. Name, Min, FG, 3P, FT, Rebounds, Fouls, TP, AS, TO, ST, Blocks, +/-.

Shooting By Period table for Miami (FL) vs Louisville, showing FG, 3PT, FT percentages for 1st, 2nd, 3rd, 4th quarters and OT.

GM FG% 20-52 38.5%
3PT% 4-17 23.5%
FT% 12-17 70.6%

Technical Fouls: NONE
Dead Ball Rebounds: 5, 0

Louisville - 74

Record: 9-5 (2-1)

Box score table for Louisville vs Miami (FL), including columns for NO. Name, Min, FG, 3P, FT, Rebounds, Fouls, TP, AS, TO, ST, Blocks, +/-.

Shooting By Period table for Louisville vs Miami (FL), showing FG, 3PT, FT percentages for 1st, 2nd, 3rd, 4th quarters and OT.

GM FG% 29-61 47.5%
3PT% 9-28 34.6%
FT% 7-7 100.0%

Technical Fouls: NONE
Dead Ball Rebounds: 1, 0

Summary statistics table for Louisville vs Miami (FL), including MIA, LOU, Points from Turnovers, Paint, Second Chance, Fast Breaks, Time with Lead.

Period by Period Scoring table for Louisville vs Miami (FL), showing MIA, LOU, 1st, 2nd, 3rd, 4th, OT, TOT.



Official Basketball Box Score - Final
Louisville at Wake Forest
01/05/25 LJM Coliseum, Winston-Salem
2024-25 Women's Basketball

Game Time: 4:00 PM
Game Duration: 2:19
Attendance: 1,019

Officials: Maj Forsberg, Kevin Sparrock, Linda Mies

Louisville - 81

Record: 10-5 (3-1)

Box score table for Louisville vs Wake Forest, including columns for NO. Name, Min, FG, 3P, FT, Rebounds, Fouls, TP, AS, TO, ST, Blocks, +/-.

Shooting By Period table for Louisville vs Wake Forest, showing FG, 3PT, FT percentages for 1st, 2nd, 3rd, 4th quarters and OT.

GM FG% 27-60 45.0%
3PT% 9-19 47.4%
FT% 18-19 94.7%

Technical Fouls: NONE
Dead Ball Rebounds: 3, 0

Wake Forest - 76

Record: 7-7 (0-3)

Box score table for Wake Forest vs Louisville, including columns for NO. Name, Min, FG, 3P, FT, Rebounds, Fouls, TP, AS, TO, ST, Blocks, +/-.

Shooting By Period table for Wake Forest vs Louisville, showing FG, 3PT, FT percentages for 1st, 2nd, 3rd, 4th quarters and OT.

GM FG% 27-46 58.7%
3PT% 10-19 52.6%
FT% 12-19 63.2%

Technical Fouls: NONE
Dead Ball Rebounds: 6, 0

Summary statistics table for Louisville vs Wake Forest, including Louiuv, Wake, Points from Turnovers, Paint, Second Chance, Fast Breaks, Time with Lead.

Period by Period Scoring table for Louisville vs Wake Forest, showing Louiuv, Wake, 1st, 2nd, 3rd, 4th, OT, TOT.



Official Basketball Box Score - Final
Louisville at Pittsburgh
01/09/25 Peters Events Center, Pittsburgh
2024-25 Women's Basketball

Game Time: 6:00 PM
Game Duration: 1:55
Attendance: 357

Officials:

Louisville - 65

Record: 11-5 (4-1)

Box score table for Louisville vs Pittsburgh, including columns for NO. Name, Min, FG, 3P, FT, Rebounds, Fouls, TP, AS, TO, ST, Blocks, +/-.

Shooting By Period table for Louisville vs Pittsburgh, showing FG, 3PT, FT percentages for 1st, 2nd, 3rd, 4th quarters and OT.

GM FG% 26-66 39.4%
3PT% 8-30 26.7%
FT% 5-7 71.4%

Technical Fouls: NONE
Dead Ball Rebounds: 2, 0

Pittsburgh - 56

Record: 8-9 (0-4)

Box score table for Pittsburgh vs Louisville, including columns for NO. Name, Min, FG, 3P, FT, Rebounds, Fouls, TP, AS, TO, ST, Blocks, +/-.

Shooting By Period table for Pittsburgh vs Louisville, showing FG, 3PT, FT percentages for 1st, 2nd, 3rd, 4th quarters and OT.

GM FG% 18-51 35.3%
3PT% 6-17 35.3%
FT% 14-16 87.5%

Technical Fouls: NONE
Dead Ball Rebounds: 2, 0

Summary statistics table for Pittsburgh vs Louisville, including LOU, PITT, Points from Turnovers, Paint, Second Chance, Fast Breaks, Time with Lead.

Period by Period Scoring table for Pittsburgh vs Louisville, showing LOU, PITT, 1st, 2nd, 3rd, 4th, OT, TOT.

2024-25 Louisville Cardinals - Photo Roster



0 Izela Arenas
G | 5-9 | Fr.
Porter Ranch, Calif.
(Sierra Canyon)



1 Imari Berry
G | 5-10 | Fr.
Clarksville, Tenn.
(Clarksville)



2 Nyla Harris
F | 6-2 | Jr.
Orlando, Fla.
(Lake Highland Prep)



4 Mackenly Randolph
F | 6-0 | Fr.
Los Angeles, Calif.
(Sierra Canyon)



5 Rebekah Graves
G | 5-6 | Fr.
Keller, Texas
(Keller)



9 Anaya Hardy
F | 6-3 | Fr.
Detroit, Mich.
(Renaissance)



10 Eseosa Imafidon
C | 6-5 | R-Fr.
Benin-City, Nigeria
(Proctor Academy)



11 Elif Istanbuluoglu
F | 6-3 | So.
Istanbul, Turkey
(Fenerbahçe S.K.)



12 Ja'Leah Williams
G | 5-9 | Sr.
Pompano Beach, Fla.
(Miami)



13 Merissah Russell
G | 6-0 | Gr.
Ottawa, Ontario
(Cairine Wilson)



15 Isla Juffermans
F | 6-4 | Fr.
Coffs Harbour, Australia
(Centre of Excellence Australia)



21 Reagan Bender
G | 5-10 | Fr.
Louisville, Ky.
(Sacred Heart)



22 Tajianna Roberts
G | 5-10 | Fr.
San Diego, Calif.
(IMG Academy (FL))



30 Jayda Curry
G | 5-6 | Sr.
Corona, Calif.
(Cal)



44 Olivia Cochran
F | 6-3 | Gr.
Columbus, Ga.
(Carver)

Coaching Staff



Jeff Walz
Head Coach



Stephanie Norman
Associate Head Coach



Jonneshia Pineda
Associate Coach



Shay Robinson
Associate Coach



Amanda Butler
Assistant Coach



2024-25 Louisville Women's Basketball Combined Team Statistics All games

Game Records

Record	Overall	Home	Away	Neutral
ALL GAMES	11-5	4-2	6-1	1-2
CONFERENCE	4-1	1-1	3-0	0-0
NON-CONFERENCE	7-4	3-1	3-1	1-2

Score by Periods

Team	1st	2nd	3rd	4th	OT	TOT
Louisville	284	309	306	273	14	1186
Opponents	288	220	277	270	19	1074

Team Box Score

No.	Player	Total			3-Point			F-Throw		Rebounds				Other				PTS	AVG			
		GP-GS	MIN	AVG	FG-FGA	FG%	3FG-3FGA	3FG%	FT-FTA	FT%	OFF	DEF	TOT	AVG	PF	DQ	A			TO	BLK	STL
22	ROBERTS, Tajianna	16-16	454:31	28.4	76-186	.409	30-87	.345	22-31	.710	14	27	41	2.6	22	0	35	31	2	30	204	12.8
30	CURRY, Jayda	12-4	287:26	24.0	42-108	.389	19-60	.317	32-34	.941	2	20	22	1.8	28	0	30	19	0	13	135	11.3
44	COCHRAN, Olivia	16-16	407:14	25.5	64-136	.471	3-14	.214	32-46	.696	32	70	102	6.4	43	3	21	38	10	20	163	10.2
2	HARRIS, Nyla	16-16	396:01	24.8	65-111	.586	0-0	.000	26-37	.703	43	40	83	5.2	35	2	10	35	7	16	156	9.8
1	BERRY, Imari	16-0	215:58	13.5	37-93	.398	22-51	.431	5-6	.833	8	34	42	2.6	21	0	18	17	5	7	101	6.3
12	WILLIAMS, Ja'Leah	16-16	357:19	22.3	39-87	.448	2-12	.167	17-31	.548	27	36	63	3.9	38	0	65	35	4	28	97	6.1
13	RUSSELL, Merissah	16-3	292:53	18.3	27-73	.370	14-48	.292	19-22	.864	14	26	40	2.5	26	1	29	11	3	19	87	5.4
0	ARENAS, Izela	15-0	162:32	10.8	25-62	.403	11-31	.355	5-6	.833	7	14	21	1.4	16	0	13	15	0	8	66	4.4
4	RANDOLPH, Mackenly	16-9	214:47	13.4	24-54	.444	1-16	.063	10-18	.556	14	16	30	1.9	23	0	18	21	2	10	59	3.7
11	ISTANBULLUOGLU, Elif	16-0	236:22	14.8	23-48	.479	1-15	.067	7-13	.538	10	26	36	2.3	23	0	8	17	0	8	54	3.4
15	JUFFERMANS, Isla	12-0	109:30	9.1	14-31	.452	0-0	.000	9-13	.692	13	11	24	2.0	20	0	4	15	5	1	37	3.1
21	BENDER, Reagan	9-0	72:21	8.0	4-15	.267	4-13	.308	1-3	.333	1	3	4	0.4	6	0	2	5	0	3	13	1.4
9	HARDY, Anaya	8-0	22:39	2.8	4-8	.500	0-0	.000	1-6	.167	3	2	5	0.6	1	0	0	1	0	0	9	1.1
10	IMAFIDON, Eseosa	6-0	20:28	3.4	2-4	.500	0-0	.000	1-5	.200	7	4	11	1.8	1	0	1	1	5	0	5	0.8
Team											31	26	57				14					
Total		16	3250		446-1016	.439	107-347	.308	187-271	.690	226	355	581	36.3	303	6	254	275	43	163	1186	74.1
Opponents		16	3250		384-894	.430	105-289	.363	201-283	.710	182	371	553	34.6	287	7	224	339	55	112	1074	67.1

Team Statistics

	LOU	OPP
Scoring	1186	1074
Points per game	74.1	67.1
Scoring margin	+7.0	-
Field goals-att	446-1016	384-894
Field goal pct	.439	.430
3 point fg-att	107-347	105-289
3-point FG pct	.308	.363
3-pt FG made per game	6.7	6.6
Free throws-att	187-271	201-283
Free throw pct	.690	.710
F-Throws made per game	11.7	12.6
Rebounds	581	553
Rebounds per game	36.3	34.6
Rebounding margin	+1.8	-
Assists	254	224
Assists per game	15.9	14.0
Turnovers	275	339
Turnovers per game	17.2	21.2
Turnover margin	+4.0	-
Assist/turnover ratio	0.9	0.7
Steals	163	112
Steals per game	10.2	7.0
Blocks	43	55
Blocks per game	2.7	3.4
Winning streak	5	-
Home win streak	1	-
Attendance	46923	15592
Home games-Avg/Game	6-7821	7-2227
Neutral site-Avg/Game	-	3-4632

Team Results

Date	Opponent		Score	Att.
11/04/2024	vs UCLA	L	59-66	3472
11/08/2024	Southern Ind.	W	75-51	7666
11/12/2024	at UT Martin	W	86-64	1453
11/16/2024	at Kentucky	Lot	61-71	6117
11/21/2024	Morehead St.	W	107-70	7344
11/24/2024	vs South Fla.	W	64-60	1310
11/30/2024	at Colorado	W	79-71	3487
12/04/2024	Oklahoma	L	72-78	7446
12/07/2024	vs UConn	L	52-85	9114
12/12/2024	Grambling	W	96-57	7395
12/15/2024	NC State	L	42-72	9116
12/21/2024	at Memphis	W	87-68	2021
12/29/2024	at Boston College	W	86-73	1138
01/02/2025	Miami (FL)	W	74-56	7956
01/05/2025	at Wake Forest	Wot	81-76	1019
01/09/2025	at Pittsburgh	W	65-56	357



2024-25 Louisville Women's Basketball Combined Team Statistics In Conference games

Game Records

Record	Overall	Home	Away	Neutral
ALL GAMES	4-1	1-1	3-0	0-0
CONFERENCE	4-1	1-1	3-0	0-0
NON-CONFERENCE	0-0	0-0	0-0	0-0

Score by Periods

Team	1st	2nd	3rd	4th	OT	TOT
Louisville	77	79	98	83	11	348
Opponents	85	79	83	80	6	333

Team Box Score

No.	Player				Total		3-Point		F-Throw		Rebounds											
		GP-GS	MIN	AVG	FG-FGA	FG%	3FG-3FGA	3FG%	FT-FTA	FT%	OFF	DEF	TOT	AVG	PF	DQ	A	TO	BLK	STL	PTS	AVG
22	ROBERTS, Tajianna	5-5	152:58	30.6	26-68	.382	12-32	.375	4-4	1.000	5	12	17	3.4	6	0	13	10	0	10	68	13.6
30	CURRY, Jayda	5-4	142:30	28.5	17-55	.309	11-37	.297	16-17	.941	1	10	11	2.2	11	0	10	12	0	6	61	12.2
2	HARRIS, Nyla	5-5	144:59	29.0	25-40	.625	0-0	.000	6-8	.750	15	16	31	6.2	10	0	0	14	0	4	56	11.2
44	COCHRAN, Olivia	5-5	141:49	28.4	18-44	.409	1-4	.250	12-13	.923	11	13	24	4.8	15	0	10	10	2	10	49	9.8
12	WILLIAMS, Ja'Leah	5-5	123:24	24.7	16-34	.471	0-4	.000	5-12	.417	11	15	26	5.2	13	0	15	9	1	11	37	7.4
13	RUSSELL, Merissah	5-1	116:21	23.3	9-28	.321	4-17	.235	7-8	.875	6	9	15	3.0	12	0	12	5	1	5	29	5.8
0	ARENAS, Izela	5-0	36:57	7.4	7-12	.583	2-5	.400	0-0	.000	1	4	5	1.0	7	0	3	2	0	5	16	3.2
11	ISTANBULLUOGLU, Elif	5-0	54:31	10.9	5-12	.417	1-6	.167	0-1	.000	2	4	6	1.2	6	0	1	6	0	3	11	2.2
1	BERRY, Imari	5-0	35:56	7.2	4-13	.308	2-7	.286	0-0	.000	0	3	3	0.6	6	0	0	2	1	1	10	2.0
4	RANDOLPH, Mackenly	5-0	52:24	10.5	2-6	.333	0-3	.000	4-8	.500	4	5	9	1.8	7	0	3	8	0	3	8	1.6
15	JUFFERMANS, Isla	2-0	09:40	4.8	0-3	.000	0-0	.000	2-2	1.000	1	2	3	1.5	3	0	0	2	0	0	2	1.0
9	HARDY, Anaya	2-0	01:48	0.9	0-0	.000	0-0	.000	1-2	.500	1	0	1	0.5	0	0	0	0	0	0	1	0.5
10	IMAFIDON, Eseosa	1-0	01:58	2.0	0-0	.000	0-0	.000	0-0	.000	0	0	0	0.0	0	0	0	0	0	0	0	0.0
21	BENDER, Reagan	2-0	09:43	4.9	0-1	.000	0-0	.000	0-0	.000	1	0	1	0.5	1	0	0	1	0	1	0	0.0
Team											10	5	15					5				
Total		5	1025		129-316	.408	33-115	.287	57-75	.760	69	98	167	33.4	97	0	67	86	5	59	348	69.6
Opponents		5	1025		119-267	.446	32-86	.372	63-84	.750	54	118	172	34.4	83	4	67	113	16	36	333	66.6

Team Statistics

	LOU	OPP
Scoring	348	333
Points per game	69.6	66.6
Scoring margin	+3.0	-
Field goals-att	129-316	119-267
Field goal pct	.408	.446
3 point fg-att	33-115	32-86
3-point FG pct	.287	.372
3-pt FG made per game	6.6	6.4
Free throws-att	57-75	63-84
Free throw pct	.760	.750
F-Throws made per game	11.4	12.6
Rebounds	167	172
Rebounds per game	33.4	34.4
Rebounding margin	-1.0	-
Assists	67	67
Assists per game	13.4	13.4
Turnovers	86	113
Turnovers per game	17.2	22.6
Turnover margin	+5.4	-
Assist/turnover ratio	0.8	0.6
Steals	59	36
Steals per game	11.8	7.2
Blocks	5	16
Blocks per game	1.0	3.2
Winning streak	4	-
Home win streak	1	-
Attendance	17072	2514
Home games-Avg/Game	2-8536	3-838
Neutral site-Avg/Game	-	0-0

Team Results

Date	Opponent		Score	Att.
12/15/2024	NC State	L	42-72	9116
12/29/2024	at Boston College	W	86-73	1138
01/02/2025	Miami (FL)	W	74-56	7956
01/05/2025	at Wake Forest	Wot	81-76	1019
01/09/2025	at Pittsburgh	W	65-56	357