



# GEORGIA TECH BASKETBALL 2024-25

ACC Champions 1985, 1990, 1993, 2021 • Final Four 1990, 2004 • 17 NCAA Tournament appearances

## 2024-25 Schedule/Results

Date	Opponent	TV	Time
N6	WEST GEORGIA	ACCNX	W, 85-62
N10	NORTH FLORIDA	ACCNX	L, 93-105
N12	TEXAS SOUTHERN	ACCNX	W, 81-62
N15	GEORGIA	ACCNX	L, 69-77
N23	CINCINNATI (18/16)	ACCNX	L, 58-81
N27	CHARLESTON SOUTHERN	ACCNX	W, 91-67
N30	CENTRAL ARKANSAS	ACCNX	W, 87-68
D3	at Oklahoma* (21/21)	ESPNU	L, 61-76
D7	at North Carolina (20/22)	ACC Network	L, 65-68
D15	vs. Northwestern+	B1G Network	L, 60-71
D18	UMBC	ACCNX	W, 91-82
D21	DUKE (5/5)	ACC Network	L, 56-82
D28	ALABAMA A&M	ACC Network	W, 92-49
D31	NOTRE DAME	ACC Network	W, 86-75
J4	BOSTON COLLEGE	ESPNU	W, 85-64
J7	at Syracuse	ACC Network	L, 55-62
J11	at SMU	ESPN2	L, 71-93
J14	CLEMSON (rv)	ACC Network	L, 59-70
J18	at Florida State	ESPNU	L, 78-91
J22	VIRGINIA TECH	ESPNU	7 p.m.
J28	at Notre Dame	ACC Network	9 p.m.
F1	LOUISVILLE (25/rv)	The CW	3:45 p.m.
F4	at Clemson (rv)	ACC Network	9 p.m.
F8	at Virginia	The CW	5:30 p.m.
F12	STANFORD	ACC Network	7 p.m.
F15	CALIFORNIA	ACC Network	4 p.m.
F22	at Boston College	ACC Network	2 p.m.
F25	at Pittsburgh	ACC Network	7 p.m.
M1	NC STATE	ACC Network	3 p.m.
M4	MIAMI	ACC Network	7 p.m.
M8	at Wake Forest (rv)	The CW	12 p.m.

M11-15 ACC Tournament\*

\*SEC/ACC Challenge; +MIKE Tip-Off (Fiserve Forum, Milwaukee, Wis.); %ACC Tournament (Charlotte, N.C.)

All times Eastern; home games in ALL CAPS

### RADIO: Georgia Tech Sports Network by Legends Sports

Announcers	Andy Demetra, Randy Waters
Producer/Engineer	Isiah Stewart
Network station in Atlanta	680 AM / 93.7 FM
Satellite Radio	SiriusXM Ch. 383 (app 973)
Online	GT Gameday App, Rambliwreck.com
Tuneln	buzz.gt/LiveTuneln

### Television ACC Network

Announcers Wes Durham, Cory Alexander, Jim Boeheim

### Communications

GTMBB contact	Mike Stamus
Phone	404-218-9723 (cell)
E-mail	mstamus@athletics.gatech.edu

### Social Media: #StingEm

Official Twitter	@GTMBB
Facebook	gtmensbasketball
Instagram	gtmensbasketball

## GEORGIA TECH (8-11, 2-6 ACC) vs. VIRGINIA TECH (8-10, 3-4 ACC) Game 20 • January 22, 2025

### Georgia Tech Hosts the Other Tech

After playing three games on the road in the last four, Georgia Tech returns to McCamish Pavilion to face Virginia Tech for a 7 p.m. Atlantic Coast Conference tip Wednesday night.

Georgia Tech (8-11, 2-6 ACC) is looking to stop a four-game skid after suffering road losses at Syracuse (62-55) and SMU (93-71), then a home defeat to Clemson (70-59) and a road loss at Florida State (91-78) last week. Prior to that, the Yellow Jackets had evened their conference record with home wins over Notre Dame (86-75) and Boston College (85-64). Tech is 2-2 at home this season in conference play and sits alone in 15th place.

Virginia Tech (8-10, 3-4 ACC) is tied for ninth place in the ACC standings following their 72-63 home loss to Wake Forest Saturday. The Hokies had won three of four before that, including home wins over Miami (86-85) and NC State (79-76) and a road win at California (71-68). The Hokies; three ACC wins have come by a total of seven points.

Wednesday's game will be televised live on ESPN, with a live online stream available on the ESPN app. Radio coverage is on the Georgia Tech Sports Network by Legends Sports and flagship station 680 the Fan (680 AM/93.7 FM). The Tech broadcast is also available on Sirius XM channel 383 and the SiriusXM app.

### The Tip-Off

• Unlike last season, when 14 of Georgia Tech's 20 ACC games were decided by less than 10 points, only two of the

### EVENT INFORMATION

Site	McCamish Pavilion, Atlanta, Ga.
Series vs. Virginia Tech	Tech trails, 9-23
At home	Tech trails, 5-9
Last year	Tech lost to VT, 91-76 (Blacksburg)
Trend	Teams have split last 6 meetings

### GEORGIA TECH YELLOW JACKETS

Rankings (AP/Coaches/KenPom/NET) nr   nr   115   155	
Record breakdown	8-5 home   0-5 road   0-1 neutral
Head coach	Damon Stoudamire (Arizona, 1995)
Career record/at GT	93-106 (7th yr)   22-29 (2nd yr)
Stoudamire vs. VT	0-1
Next game	Jan. 28 at Notre Dame

### VIRGINIA TECH HOKIES

Rankings (AP/Coaches/KenPom/NET) nr   nr   170   184	
Record breakdown	7-4 home   1-2 road   0-4 neutral
Head coach	Mike Young (Emory & Henry, 1986)
Career record/at VT	399-320 (23rd yr)   100-76 (6th yr)
Tech vs. Young	5-4 (3-3 at VT)
Next game	Jan. 25 vs. Clemson

## ROSTER AT-A-GLANCE (#indicates last-game starter)

<b>1</b>	Naithan George# ..... G.....6-3.....185.....So..... Toronto, Ontario..... 10.4 ppg....6.2 apg > No. 1 in ACC in assist average (No. 18 NCAA), 5th in ACC assist/turnover ratio (2.46-to-1)
<b>2</b>	Javian McCollum# ..... G.....6-2.....175.....Sr..... Fort Myers, Fla. .... 12.9 ppg....3.5 apg > Transfer from Okla.; missed 4 games (inj); 14.9 ppg, 4.2 apg, 45.5% FG, 39% 3pt FG, 90% FT vs. ACC
<b>3</b>	Jaeden Mustaf ..... G.....6-5.....210.....Fr..... Bowie, Md. .... 9.1 ppg....1.8 apg > Four-star prospect; missed 3 games (inj); started 7 games; 7.0 ppg, 39.1% FG vs. ACC
<b>12</b>	Ryan Mutombo..... C.....7-2.....255.....Gr..... Atlanta, Ga..... 3.1 ppg....4.0 rpg > Transfer from Georgetown; DNP 1st 9 games, played in next 9 (46.4% FG, 7 blocks)
<b>11</b>	Baye Ndongo# ..... F .....6-9.....240.....So..... Mboro, Senegal ..... 11.5 ppg....7.4 rpg > Pre-season All-ACC; Tech's No. 3 scorer and top rebounder; 10.8 ppg, 52.4% FG, 7.8 rpg in ACC games
<b>35</b>	Emmer Nichols..... F .....6-6.....223.....r-So..... Woodside, Calif..... 1.0 ppg....1.0 rpg > Non-scholarship player in 3rd year in the program, redshirted in 2022-23, played 2 games this season
<b>9</b>	Luke O'Brien ..... F .....6-8.....225.....Gr..... Littleton, Colo. .... 6.4 ppg....4.4 rpg > Transfer from Colorado; 47.1% FG, 32.1% 3pt FG this season; missed last 7 games (toe)
<b>45</b>	Doryan Onwuchekwa ..... C.....6-11.....240.....Fr..... Dallas, Texas ..... 3.5 ppg....4.9 rpg > 3-star center prospect, No. 112 nationally; started 8 games (3.5 ppg, 5.1 rpg); DNP last 8 (personal)
<b>31</b>	Duncan Powell ..... F .....6-8.....235.....r-Jr..... Dallas, Texas ..... 8.7 ppg....5.6 rpg > Transfer from Sacramento State; avg 27.2 min in ACC play (11.5 ppg, 5.5 rpg)
<b>14</b>	Kowacie Reeves, Jr. .... G.....6-7.....205.....Sr..... Macon, Ga. .... 9.3 ppg....2.5 rpg > Started all 38 games as a Yellow Jacket until missing last 12 (foot); double figures 3 games this season
<b>33</b>	Marcos San Miguel ..... G.....6-4.....203.....So..... Smyrna, Ga. .... 4.0 ppg....0.0 rpg > Non-scholarship player in 2nd year in the program, played in 1 game this season (4 pts vs. AAMU)
<b>30</b>	Ibrahim Souare# ..... F .....6-9.....225.....r-Fr..... Conakry, Guinea ..... 1.9 ppg....2.8 rpg > Red-shirted in 2023-24; averaging 16.9 mins, 2.9 rpg, team-high 7 blocks in ACC games (started last 2 games)
<b>10</b>	Darrion Sutton..... F .....6-8.....205.....Fr..... St. Louis, Mo. .... 1.6 ppg....1.4 rpg > 4-star prospect; played in 5 games (1 ACC), has not played since Dec. 28
<b>0</b>	Lance Terry# ..... G.....6-3.....200.....r-Sr..... College Park, Ga. .... 15.8 ppg....1.7 apg > Tech's leading scorer, 10+ pts in 15 games, 20+ in 6; 16.3 ppg, 44% FG, 33.3% 3pt FG vs. ACC
<b>32</b>	Dyllan Thompson ..... G/F.....6-7.....215.....Fr..... Sugar Land, Texas ..... -- ..... > Non-scholarship prospect in 1st year at Tech; multi-sport standout, all-state in basketball

GAME NOTES

# TECH NOTEBOOK

## Tech Team Statistics

Category	2024-25	ACC	NCAA
Scoring offense	74.9	12	183
Scoring defense	73.9	14	253
Scoring margin	+0.9	12	223
Field goal pct.	.440	12	228
Effective FG pct.	.504	14	232
Field goal pct. def.	.424	7	130
3-pt FG pct.	.340	9	177
3-pt FG per game	7.7	8	183
3-pt FG att. per game	22.7	7	185
3-pt FG pct. def.	.349	14	270
3-pt FG allowed	8.0	-	-
Free throw pct.	.674	18	298
FT made per game	13.5	13	198
FT attempts per game	20.0	8	151
Rebounds per game	37.6	6	95
Rebound margin	+1.5	12	193
O-Reb per game	10.7	8	189
D-Reb per game	26.8	4	61
Assists per game	15.5	3	86
Assist/TO ratio	1.26	9	123
Turnover margin	-1.0	14	263
Turnovers per game	12.4	15	221
Turnovers forced per game	11.4	10	260
Blocks per game	3.7	10	116
Steals per game	5.9	12	281
Fouls per game	17.5	13	220
Bench points per game	25.0	4	89
Fast break points per game	10.1	7	184

Rankings through games of January 19

## Games Started/Finished

Player	2024-25	Conf.	Career	*Finished
Naithan George	19	8	47	14
Javian McCollum	7	2	64	10
Jaeden Mustaf	7	6	7	12
Ryan Mutombo	7	5	8	1
Baye Ndongo	19	8	48	8
Emmer Nichols	-	-	-	2
Luke O'Brien	6	1	35	3
Doryan Onwuchekwa	8	1	8	1
Duncan Powell	1	1	28	14
Kowacie Reeves, Jr.	6	-	55	2
Marcos San Miguel	-	-	-	1
Ibrahim Souare	2	2	2	8
Darrion Sutton	-	-	-	4
Lance Terry	13	7	71	15
Dyllan Thompson	-	-	-	-

\*Includes starts at previous school and in conference tournaments

## Non-Conference Breakdown

Team	Conf.	Record	Conf.	KP	NET
Alabama A&M	SWAC	6-12	2-3	359	360
Central Arkansas	A-Sun	5-14	1-5	338	346
Char. Southern	Big South	6-14	2-3	278	271
Cincinnati	Big 12	12-5	2-4	40	39
Georgia	SEC	14-4	2-3	35	26
North Florida	A-Sun	9-10	2-4	221	228
Northwestern	Big Ten	10-6	1-4	51	51
Oklahoma	SEC	14-4	1-4	45	50
Texas Southern	SWAC	6-11	3-1	304	316
UMBC	Am-East	9-10	1-3	267	281
West Georgia	A-Sun	3-16	1-5	344	347
<b>GT strength of schedule rank</b>				<b>79</b>	<b>54</b>
<b>GT NC strength of schedule rank</b>				<b>342</b>	<b>187</b>
<b>vs. Quad 1: 0-6</b>				<b>vs. Quad 2: 0-3</b>	
<b>vs. Quad 3: 1-1</b>				<b>vs. Quad 4: 7-1</b>	

KP - KenPom.com, NET - NCAA NET rankings

Through games of January 19

Yellow Jackets' first eight conference games this season have been decided by single digits (68-65 loss at North Carolina on Dec. 7, 62-55 loss at Syracuse Jan. 7).

- Tech players have missed a total of 47 games this season because of injury, illness or other absence. **Kowacie Reeves, Jr.**, has missed the last 13 games with a foot injury, **Luke O'Brien** missed the last 8 games, with a toe injury, and center **Doryan Onwuchekwa** has missed the last 9 for personal reasons. Those three players had combined to start 32 games before their current absences. Leading scorer **Lance Terry** missed the Clemson game (hand injury), and **Jaeden Mustaf** (foot) missed the Florida State game.

- Reeves, Jr.**, has not played in an ACC game this season, while **O'Brien** and **Onwuchekwa** have played in only one each.

- Five Yellow Jackets have averages in double-digits for ACC games so far – **Lance Terry** (15.2), **Javian McCollum** (14.0), **Baye Ndongo** (11.9), **Naithan George** (10.6) and **Duncan Powell** (10.3).

- Sophomore guard **Naithan George** remains the ACC leader in assist average (6.2 per game) and ranks 18th nationally. He is the first Tech player since **Iman Shumpert** to reach 100 assists in each of his first two years.

- Over Tech's last seven games (post-Christmas break), **Lance Terry** and **Javian McCollum** have accounted for 42.3% of the Yellow Jackets' scoring production. Terry has averaged 17.8 points per game, while McCollum has averaged 16.6. The duo has produced seven games of 20 or more points combined.

## Series Notes vs. Virginia Tech

- Virginia Tech has won 23 of 32 all-time meetings with Georgia Tech, including 19 of 27 as a member of the ACC.

- The Hokies have won three of the last four meetings, winning the only scheduled regular-season meeting in 2023-24 and sweeping both games in the 2021-22 season. The Yellow Jackets won the only scheduled regular-season meetings in 2019-20, 2020-21 and 2022-23.

- The Hokies had won six straight over the Jackets prior to 2019-20.

- Tech has won only twice in 14 trips to Cassell Coliseum, including a 64-54 win on Feb. 9, 2013, and a 69-53 win on Feb. 23, 2021.

- Tech has defeated Virginia Tech only five times in 14 meetings at home since the Hokies joined the ACC, and the Yellow Jackets received extraordinary performances by individuals to win two of those games. On Jan. 19, 2008, reserve guard Matt Causey came off the bench to hit seven threes and pour in 30 points in the Jackets' 81-70 victory. On Jan. 25, 2011, Iman Shumpert recorded the fourth triple-double in Tech history with 22 points, 12 rebounds and 11 assists in the Jackets' 72-57 win.

- The Hokies, led by future NBA star Dell Curry, held off the Jackets and their future All-Americans Mark Price and John Salley, 77-74, in the teams' first meeting, a first-round post-season NIT game, at Cassell Coliseum in 1984.

- The teams have split two ACC Tournament encounters, the Jackets capturing a 73-54 victory in the first round of the 2005 tournament in Washington, D.C., and the Hokies winning a 59-43 decision in the first round in 2011 in Greensboro.

- Georgia Tech's first victory over Virginia Tech occurred on Dec. 27, 1962, a 73-72 overtime triumph at the Gator Bowl Tournament that was part of an 11-0 start for the Yellow Jackets. Tech went on to finish the season 21-5. That remains the only meeting between the two teams when both were ranked in the nation's top 25.

- Both teams were members of the old Metro Conference, but not at the same time. Georgia Tech was a member for three seasons from 1975-76 through 1977-78 before leaving to join the ACC. Virginia Tech joined the league for the 1978-79 season.

## Series vs. Virginia Tech (9-23)

**Home: 5-9, Away: 2-12, Neutral: 2-3**

All Home Games: 5-9
At McCamish Pavilion: 3-5
At Alexander Memorial Coliseum: 2-4
In Atlanta: 5-9
In Blacksburg: 2-12
At Cassell Coliseum: 2-12
As ACC members: 8-19
In the ACC Tournament: 1-1
All Neutral Games: 2-2
Under Whack Hyder: 1-1
Under Dwane Morrison: 0-1
Under Bobby Cremins: 0-1
Under Paul Hewitt: 3-8
Under Brian Gregory: 2-4
Under Josh Pastner: 3-6
Under Damon Stoudamire: 0-1
Vs. Buzz Williams: 0-6
Vs. Mike Young: 5-4 (3-3 at Virginia Tech)
Longest Winning Streak: 2 games (2013-14, 2020-21)
Longest Losing Streak: 6 games (2011-13, 2015-19)
Most Points Scored: 84 on 2-23-2008
Fewest Points Scored: 15 on 2-14-1921
Most Points Allowed: 102 on 2-13-2011
Fewest Points Allowed: 31 on 2-14-1921
Largest Margin of Victory: 19 on 3-11-2008, 2-4-2020
Largest Margin of Defeat: 25 on 2-13-2011

## Series Results

2-14-1921	.....a	L	15-31
12-20-1957	.....h10	L	59-70
12-27-1962 (ot) nr/18	.....nr/14	n1	W 73-72
12-22-1979	.....n2	L	62-67
3-10-1984	.....a1	L	74-77
1-22-2005	.....12/15	h10	L 69-70
3-11-2005	.....a	n3	W 73-54
1-31-2006	.....a	L	62-63
1-28-2007	.....h10	L	65-73
1-19-2008	.....h10	W	81-70
2-23-2008	.....a	L	84-92
2-11-2009	.....a	L	71-76
3-6-2010	.....h10	L	82-88
1-25-2011	.....h10	W	72-57
2-13-2011	.....a	L	77-102
3-10-2011	.....n4	L	43-59
2-18-2012 (ot)	.....a	L	73-74
1-12-2013 (ot)	.....h15	L	65-70
2-9-2013	.....a	W	64-54
3-8-2014	.....h15	W	62-51
2-9-2015	.....a	L	63-65
1-16-2016	.....h15	L	77-78
1-18-2017	.....a	L	61-62
2-17-2018	.....h15	L	56-76
1-9-2019	.....9/7	h15	L 49-52
2-13-2019	.....22/16	a	L 68-76
2-4-2020	.....h15	W	76-57
2-23-2021	.....16/15	a	W 69-53
2-2-2022	.....a	L	66-81
2-23-2022	.....h15	L	58-62
2-15-2023	.....h15	W	77-70
1-27-2024	.....a	L	67-91

n1-Gator Bowl Tournament (Jacksonville, Fla.); n2-Roanoke Times & World News Holiday Classic (Roanoke [Va.] Civic Center); n3-ACC Tournament (MCI Center, Washington, D.C.); n4-ACC Tournament (Greensboro Coliseum, Greensboro, N.C.); a1-NIT first round

# TECH NOTEBOOK

## Georgia Tech Quick Facts

**Official Name:** Georgia Institute of Technology  
**Location:** Atlanta, Ga.  
**Enrollment:** 47,946  
**Founded:** 1885  
**Colors:** Old Gold and White  
**Nickname:** Yellow Jackets, Ramblin' Wreck  
**Mascot:** Buzz (Yellow Jacket)  
**Fight Songs:** Ramblin' Wreck, White and Gold  
**Conference:** Atlantic Coast (ACC)  
**Home Arena:** McCamish Pavilion (capacity 8,600)  
**President:** Dr. Angel Cabrera  
**Director of Athletics:** J. Batt  
**Faculty Rep. for Athletics:** Dr. Jenna Jordan  
**Head Coach:** Damon Stoudamire (Arizona, 1995)  
 Record at Tech: 8-11 (2nd season)  
 Overall: 93-106 (7th season)  
 ACC Regular Season: 9-19  
 ACC Tournament: 0-1  
 NCAA Tournament: 0-0

**Associate Head Coach:** Karl Hobbs (Connecticut, 1984), 2nd season  
**Assistant Coach:** B.J. Elder (Georgia Tech, 2014), 6th season  
**Assistant Coach:** Pershin Williams (North Florida, 2005), 2nd season  
**Assistant Coach:** Nate Babcock (Wisconsin-Eau Claire, 2009), 2nd season  
**Assistant Coach:** Bonzi Wells (Ball State, 1998), 2nd season  
**Quality Control Specialist:** Greg Gary (Tulane, 1992), 1st season  
**Director of Player Personnel:** Matt Holt (Northeastern, 2011), 2nd season  
**Director of Scouting:** Hayden Sheridan (Arizona, 2016), 7th season  
**Assistant Director of Operations:** Taylor Ann Hendricks (Iowa State, 2020), 3rd season  
**Special Assistant to the Head Coach:** James Forrest (Georgia Tech, 1995), 1st season  
**Associate Director of Sports Medicine:** Richard Stewart (Salisbury, 2005), 18th season  
**Director of Strength and Conditioning:** Justin Landry (Cal State East Bay, 2012), 2nd season  
**Recruiting and Operations Coordinator:** Jake Albutus (Western Michigan, 2020), 2nd season

## Basketball History

**110th season:** 1st game, Feb. 17, 1906 vs. Auburn  
**All-time Record:** 1,459-1,334!  
**Winning/Losing/500 Seasons:** 55 / 50 / 4  
**NCAA Appearances (17):** 23-17 record  
 1960, 1985, 1986, 1987, 1988, 1989, 1990, 1991, 1992, 1993, 1996, 2001, 2004, 2005, 2007, 2010, 2021  
**Final Fours (2):** 1990, 2004  
**NIT Appearances (8):** 10-8 record  
 1970, 1971, 1984, 1994, 1998, 1999, 2003, 2016  
**ACC Championships (4):** 1985, 1990, 1993, 2021  
**ACC Regular-Season Titles (2):** 1985 (tie), 1996  
**ACC Regular-Season Record (46th season):** 296-442!  
**ACC Tournament Record:** 29-40  
**SEC Championships (1):** 1938  
**SEC Regular-Season Titles (1):** 1937  
**SEC Regular-Season Record (1932-64):** 201-207  
**Metro Conference Regular-Season Record (1975-78):** 9-10  
**Metro Conference Tournament Record:** 4-3  
**Record at McCamish Pavilion:** 139-80! (12 seasons)  
**Record at Alexander Memorial Coliseum:** 556-194 (55 seasons, 1956-2011)  
**Record at State Farm Arena:** 8-12  
**Record at Gas South Arena:** 4-1  
**Record at Georgia Dome:** 9-5  
**All-Time Head Coaches:** 14  
**ACC Head Coaches:** 5  
**All-America Selections:** 14 (12 players)  
**Consensus All-Americans:** 2  
**First-Team All-Americans:** 5  
**National Players of the Year:** 1  
**All-ACC Selections:** 57 times (34 players)  
**ACC Players of the Year:** 2  
**ACC Rookies of the Year:** 11  
**ACC Coaches of the Year:** 5 (3 coaches)  
**ACC Tournament MVPs:** 4  
**ACC All-Freshman Team:** 15

*! On-court record (Georgia Tech had 22 wins and one loss during the 2016-17 and 2017-18 seasons vacated by the NCAA's Committee on Infractions.)*

## Last Year: Hokies Race Past Jackets

January 27, 2024 (Blacksburg): Virginia Tech used its powerful inside game, getting 18 points each from Mylajael Poteat and Lynn Kidd, while Sean Pedulla, Hunter Cattoor and Tyler Nickel combined to drain nine three-point field goals as the Hokies won easily at Cassell Coliseum, 91-67. Baye Ndongo led the Yellow Jackets with 16 points and nine rebounds, while Miles Kelly added 11. The Hokies shot 55.2% from the floor and assisted on 23 of their 32 made field goals, while the Jackets hit only 37.9% of their shots from the floor.

## Undermanned Tech Falls at FSU

Lance Terry and Javian McCollum scored 35 of Georgia Tech's 54 points in the second half, but the Yellow Jackets' came up short by a 91-78 score against Florida State Saturday at the Donald L. Tucker Center.

Terry, who scored 23 points, McCollum and Duncan Powell, who each finished with 20 points, carried Tech offensively, but the Jackets dropped their fourth straight game, and lost for the seventh straight time in Tallahassee.

FSU started the game quickly, leading 15-4 at the first media break and 37-24 at halftime as the Yellow Jackets hit just 26% from the floor and 2-of-14 from three-point range. But Tech scored the first 10 points of the second half to get within 37-34, making its first four shots.

The Seminoles went on a 7-0 run to regain some breathing room, but Tech stayed within striking distance. The trio of Terry, McCollum and Powell scored all but five of the Yellow Jackets' points over the next 10 minutes. Terry knocked down his second three-pointer to get the Jackets within 70-66 with 5:09 to go.

From there, FSU put the game away with a 7-0 run and a 9-0 run in between a pair of McCollum three-pointers. The Seminoles got 22 points off Tech turnovers and 20 from second chances out of their 91.

## Tech Bytes

- Tech played its shortest rotation of the season at Florida State (6 players), and fielded only 7 vs. Clemson. The Jackets had played 8 or more in every game prior to Clemson, 9 or more in 11 games.

- Tech has utilized 7 different starting lineups through its first 19 games this season, all because of injury. **Ibrahim Souare** and **Duncan Powell** made their first starts of the season against Clemson as **Lance Terry** sat out with a hand injury, while Ibrahim Souare remained the lineup when Terry returned at Florida State, replacing **Duncan Powell**. Javian McCollum returned to the starting five vs. Clemson for the first time since Nov. 23 vs. Cincinnati.

- Sophomores **Baye Ndongo** and **Naithan George** are the only Yellow Jackets to have appeared in every game this season, and also the only ones to start every game this season. No one else has started more than 13. Ndongo has started 48 consecutive games, George 47, dating back to last season.

- Tech players have missed a total of 47 games this season because of injury, illness or other absence. **Kowacie Reeves, Jr.**, has missed the last 13 games with a foot injury, **Luke O'Brien** missed the last 8 games, with a toe injury, and **Doryan Onwuchekwa** has missed the last 8 for personal reasons. Those three players had combined to start 32 games before their current absences. Leading scorer **Lance Terry** missed the Clemson game (hand injury), **Jaeden Mustaf** missed the FSU game (foot)

- Reeves, Jr.**, has not played in an ACC game this season, while **O'Brien** and **Onwuchekwa** have played in only one each.

- After connecting on 56.3% of its field goal tries and setting season highs in three straight wins (Alabama A&M, Notre Dame, Boston College), Tech has hit just 40.2% in its last three games, all losses (Syracuse, SMU, Clemson, FSU).

- Similar difference exists from the three-point line as

## Just Georgia Tech, please...

*The Georgia Institute of Technology is the official title, but Georgia Tech will work fine, or just Tech (unless you're in Virginia or Texas). We would appreciate it if you would use our name in those ways. Georgia Tech University is incorrect. Thank you.*

## Georgia Tech By the Numbers

1	SEC Championships
1	NCAA Post-Graduate Scholar
1	Naismith Award winner
2	Final Four appearances
2	ACC regular-season titles
2	ACC Players of the Year
2	National Freshmen of the Year
3	Years a Member of the Metro Conference
4	ACC Championships
5	First-team All-America players
6	Jersey numbers retired
6	Academic All-Americans
7	NCAA Sweet 16 appearances
8	Wins over teams ranked No. 1
8	NBA lottery picks
12	ACC Rookie of the Year honorees
14	Head coaches in program history
17	NCAA Tournament berths
19	NBA first-round draft picks
25	Total postseason berths (NCAA and NIT)
32	Years a Member of the SEC
45	Years a Member of the ACC
47	Players taken in the NBA Draft
51	Players selected All-ACC (1st/2nd/3rd team)
228	Weeks ranked in either AP or Coaches Poll

## Head Coaches Who Played in NBA

### In NCAA Division I

Coach	School
Steve Alford	Nevada
Speedy Claxton	Hofstra
Hubert Davis	North Carolina
Johnny Dawkins	Central Florida
Bryce Drew	Grand Canyon
Kim English	Providence
Penny Hardaway	Memphis
Fred Hoiberg	Nebraska
Bobby Hurley	Arizona State
Mark Madsen	California
Quonzo Martin	Missouri State
Mark Pope	Kentucky
Roger Powell Jr.	Valparaiso
<b>Damon Stoudamire</b>	<b>Georgia Tech</b>
Rod Strickland	Long Island
Reggie Theus	Bethune-Cookman
Darrell Walker	Little Rock
Mo Williams	Jackson State
Mike Woodson	Indiana



## TECH NOTEBOOK

## Tech's Record

	2024-25	2023-24
At home	8-5	8-7
On the road	0-5	4-9
At neutral sites	0-1	2-2
Vs. top-10 opponents	0-1	2-0
Vs. top-25 opponents	0-4	3-1
Vs. teams over .500	3-10	10-13
Vs. teams under .500	5-1	2-4
Vs. teams at .500	-	2-1
While in the top 25	-	0-0
In November	4-3	3-2
In December	3-4	5-2
In January	1-4	2-7
In February	-	2-5
In March/April	-	2-2
Wearing white uniforms	6-3	7-6
Wearing gold uniforms	2-4	3-6
Wearing navy uniforms	0-2	2-2
Wearing gray uniforms	0-2	2-3
Wearing HBE uniforms	-	0-1
Game is decided by 5 pts./fewer or OT	0-1	10-4
Game is decided by 10/fewer or OT	1-3	12-10
Leading at the half	8-1	10-4
Trailing at the half	0-10	3-13
Tied at the half	-	1-1
Leading with 5:00 to play	8-0	11-0
Trailing with 5:00 to play	0-11	3-18
Tied with 5:00 to play	-	0-0
In overtime games	-	1-1
After a bye in the ACC schedule	-	1-0
Tech scores 100 or more points	-	0-0
Tech scores 70 or more points	8-3	12-6
Tech scores fewer than 70 points	0-8	2-12
Opponent scores 100 or more points	0-1	0-0
Opponent scores 70 or more	2-9	7-17
Opponent scores fewer than 70	6-2	7-1
Opponent scores fewer than 50	-	0-0
Tech shoots 50 pct. or better	5-0	3-3
Opponent shoots 50 pct. or better	1-5	1-6
Opponent shoots under 40 pct.	5-4	7-4
Tech has a higher FG% than opponent	8-1	12-4
Tech has a lower FG% than opponent	0-10	1-14
FG percentage is even	-	0-0
Tech has more 3-point FGs	4-3	10-4
Tech has fewer 3-point FGs	4-6	4-10
3-point FGs are even	0-2	0-3
Tech attempts more FT than opponent	5-4	6-9
Tech attempts fewer FT than opponent	2-7	7-9
Free throw attempts are even	-	1-0
Tech outrebounds opponent	8-2	11-7
Opponent outrebounds Tech	0-8	2-10
Rebounds are even	0-1	1-1
Tech has fewer turnovers than opponent	4-2	3-7
Tech has more turnovers than opponent	3-7	11-11
Turnovers are even	1-2	0-0
Tech has more assists than turnovers	7-4	8-10
Committing more fouls	3-6	6-10
Committing fewer fouls	4-4	6-8
Fouls are even	1-1	2-0
4/more Jackets score in double figures	7-3	5-2
A Jacket scores 20 or more	4-5	11-8
A Jacket scores 30 or more	-	0-1
Scoring more bench points	7-7	7-11
Scoring fewer bench points	1-4	5-7
Bench scoring is even	-	1-0

well – 44.8% in the three wins, 31.2% in the three losses.

- Tech also went to the line 73 times in the three wins, 68 in the four losses.

- Tech has attempted 28 more free throws than its opponents in ACC play. The Yellow Jackets have finished a season with more free throw attempts than their opponents since the 2016-17 season, and only once since 2000.

- Four Tech players are averaging in double figures for the 2024-25 season – **Lance Terry** (15.8), **Javian McCollum** (12.9), **Baye Ndongo** (11.5) and **Naithan George** (10.4).

- Tech's defense inside the three-point arc has improved more than 80 spots nationally over last year. The current Yellow Jackets yield 47.1% within the arc, ranked No. 52 nationally by KenPom.com, compared to 49.5% in 2023-24 (137th).

- Tech ranks No. 37 in the nation in two-foul participation (41.1%), which is percentage of minutes played by players with two fouls in the first half.

## Player Notes

- Senior guard **Javian McCollum** has averaged 16.6 points over his last 7 games, scoring 20 in four of those games. He has connected on 44.7% (38-for-85) from the floor, 39.4% (13-of-33) from three-point range and 23-of-25 from the free throw line. Added 28 assists and 13 steals.

- In ACC games, **McCollum** is averaging 14.9 points and 4.1 assists, hitting 45.5% from the floor, 39% from three-point range, and is 18-of-20 from the foul line. He also has 29 assists and just 11 turnovers with a team-high 12 steals.

- **McCollum** ranks No. 4 in the ACC in free throw percentage (88.6%), and is No. 7 (90%) in ACC games.

- Senior guard **Lance Terry** has scored 20-plus points in 6 games this season, 3 times in ACC games. The senior guard, who missed the Clemson game with a hand injury, has averaged 17.8 points in his last 6 games, hitting 40-of-77 (51.9%) from the floor, 14-of-36 from three-point range (38.9%).

- **Terry**, who missed the Clemson game with a hand injury, has averaged 17.8 points in his last 6 games. The senior guard has gone 40-of-77 (51.7%) from the floor, 14-of-36 from three-point range (38.9%).

- In ACC games, **Terry** leads the Jackets at 16.3 points per game while connecting on 44% from the floor and 33.3% from bonus land.

- **Duncan Powell** has averaged 12.6 points and 6.2 rebounds over his last 6 games. The Sacramento State transfer has hit 42.4% (28-of-66) from the floor, 38.7% (12-of-31) from three-point range and 71.4% (20-of-28) from the foul line in that stretch.

- **Powell** has two double-doubles this season, both in road games (13 points/11 boards at SMU and 11 points/12 boards at Oklahoma).

- **Powell** has scored in double figures 7 times this season, all vs. Power 4 opponents, 5 vs. ACC teams. He is averaging 11.5 ppg vs. ACC teams, 10.8 vs. P4 teams.

- **Baye Ndongo** has four double-doubles this season (10 for his career) after scoring 14 points with 12 rebounds against Clemson. He has two in ACC games (19 points, 12 rebounds at North Carolina).

- **Ndongo** has scored in double digits in 13 games this season. He has connected on 52.4% of his shots from the floor in ACC games.

- **Naithan George** has scored in double digits in six straight games, averaging 11.3 points per game, and has averaged 6.5 assists over the same stretch.

- **George** has posted two double-doubles in points and assists in his last six games, and three total this season after scoring 11 points with 10 assists at SMU. He also had 10 points with 10 assists Jan. 4 against Boston College, and 16 points with a career-high-matching 11 dimes back on Nov. 30 vs. Central Arkansas.

- **George** remains the ACC's assist leader with 6.2 per game, and ranks No. 5 in assist/turnover ratio at 2.46 per game. He has posted nine games of 7 or more assists this season.

## A Make-or-Miss Game

Georgia Tech's offensive rankings vs. the ACC last 8+ seasons (ACC regular season games only)

Year	PPG	FG Pct.	3pt FG Pct.
2024-25	69.4 (12)	.424 (16)	.339 (11)
2023-24	70.2 (12)	.427 (13)	.349 (7)
2022-23	66.8 (13)	.413 (15)	.341 (9)
2021-22	66.0 (12)	.428 (10)	.325 (11)
2020-21	71.8 (6)	.482 (2)	.360 (3)
2019-20	69.9 (9)	.462 (2)	.341 (6)
2018-19	60.7 (15)	.426 (8)	.306 (12)
2017-18	63.6 (14)	.419 (12)	.312 (15)
2016-17	65.1 (14)	.434 (14)	.309 (15)

- **George's** assist average is the highest rate for a Tech player since **Drew Berry** averaged 6.6 in 1995-96 (and 6.7 in 1994-95). It is also the 6th- highest average in Tech history behind those two Barry seasons.

- **George** has reached 100 assists for the second straight season after finishing his freshman year with 135. He is the first Tech player since **Iman Shumpert** (154 in 2008-09, 120 in 2009-10) to reach the milestone in his first two seasons.

- Tech has two 1,000-point career scorers on its team – **McCollum** with 1,184 and **Terry** with 1,177. Both passed the milestone this season.

- **Luke O'Brien** has appeared in the most games in his career of any Yellow Jacket (121). **Terry** has played 102 games in his college career and has made 71 starts, most among the Yellow Jackets. **McCollum** is next with 96 games played and 64 starts.

## Lance-Scores-A-Lot

**Lance Terry** is proving that his decision to sit out the 2023-24 season and play a full season for **Damon Stoudamire** was justified. The only Tech player remaining from Josh Pastner's last Yellow Jacket team, **Terry** came back fully healed from a leg injury and has demonstrated the athleticism, basketball savvy and scoring ability **Tech** missed last season.

The fifth-year senior leads the Jackets in scoring in all games (15.8 ppg) and in ACC games (16.3), and ranks among the ACC's top 10 in all the three-point measurements - percentage, makes and attempts.

The College Park, Ga., native, who played three seasons at Gardner-Webb before transferring to Tech, surpassed 1,000 career points on Dec. 3 at Oklahoma. He has scored 20 or more points six times this season, and led the Jackets in scoring seven times this season.

## McCollum on Call

One of the top transfers in the portal (No. 31) following last season, **Javian McCollum** has become the dependable scorer and shooter head coach **Damon Stoudamire** was looking for to complement fellow guards **Lance Terry** and **Naithan George**.

**McCollum** started the season fast, averaging nearly 15 points in Tech's first four games before suffering a concussion Nov. 23 vs. Cincinnati. He missed four games, then came back slowly when he returned to the court Dec. 15 in Milwaukee vs. Northwestern.

But in the last six games, **McCollum** has nearly matched **Terry** point for point, missing oduble figures just once while producing four games of 20 or more points. He ranks second behind **Terry** in scoring in all games and conference games, and is one of the ACC's top free throw shooters at nearly 90 percent.

## Baye One, Get One

Leading Georgia Tech in rebounding and No. 2 in scoring in ACC games, **Baye Ndongo** put together the finest season for

# TECH NOTEBOOK

## Tech Highs and Lows Under Damon Stoudamire

<b>Longest winning streak:</b> 4 games (2023-24)
<b>Longest ACC winning streak:</b> 3 games (2023-24)
<b>Longest ACC home winning streak:</b> 1 game (2023-24)
<b>Longest losing streak:</b> 5 games (2023-24)
<b>Longest ACC losing streak:</b> 4 games (2023-24, 2024-25)
<b>Most points scored in a game:</b> 93 vs. Clemson, 1/16/2024; vs. North Florida, 11/10/2024
<b>Most points scored in a game (regulation):</b> 93 vs. North Florida, 11/10/2024
<b>Most points scored - ACC game:</b> 93 vs. Clemson, 1/16/2024
<b>Fewest points scored in a game:</b> 51 vs. Wake Forest, 2/6/2024
<b>Fewest points scored - ACC game:</b> 51 vs. Wake Forest, 2/6/2024
<b>Most points allowed in a game:</b> 105 vs. North Florida, 11/10/2024
<b>Most points allowed in a game (regulation):</b> 105 vs. North Florida, 11/10/2024
<b>Most points allowed - ACC game:</b> 95 vs. Boston College, 1/6/2024
<b>Fewest points allowed in a game:</b> 49 vs. Alabama A&M, 12/9/2023; Alabama A&M, 12/29/2024
<b>Fewest points allowed - ACC game:</b> 58 at Notre Dame, 2/14/2023
<b>Largest margin of victory:</b> 43 vs. Alabama A&M (92-49), 12/28/2024
<b>Largest margin of victory - ACC game:</b> 21 vs. Boston College (85-64), 1/4/2025
<b>Largest margin of victory - road game:</b> 5 at Hawaii (73-68), 12/22/23
<b>Largest margin of victory - ACC road game:</b> 3 at Clemson (93-90), 1/16/2024
<b>Largest losing margin:</b> 35 at Cincinnati (89-54), 11/22/23
<b>Largest losing margin at home:</b> 29 vs. Wake Forest (80-51), 2/6/2024
<b>Largest losing margin - ACC game:</b> 29 vs. Wake Forest (80-51), 2/6/2024
<b>Most points allowed in a win:</b> 90 vs. Clemson, 1/16/2024
<b>Most points scored in a loss:</b> 93 vs. North Georgia, 11/10/2024
<b>Fewest points scored in a win:</b> 65 vs. Syracuse, 2/17/2024
<b>Fewest points allowed in a loss:</b> 58 vs. Notre Dame, 2/14/2024
<b>Largest lead:</b> 43 points vs. Alabama A&M (2nd half), 12/28/2024
<b>Largest deficit:</b> 41 points vs. Cincinnati (2nd half), 11/22/2023
<b>Largest deficit overcome to win a game:</b> 14 points vs. Howard (2nd half-16:55), 11/9/2023
<b>Largest 2nd-half deficit overcome to win a game:</b> 14 points vs. Howard (16:55), 11/9/2023
<b>Largest deficit overcome to win a road game:</b> 11 points (2nd half 13:14) vs. Massachusetts, 12/21/23
<b>Largest lead given up in a loss:</b> 16 points vs. Boston College (2nd half-19:36), 1/6/2024
<b>Largest 2nd-half lead given up in a loss:</b> 16 points vs. Boston College (2nd half-19:36), 1/6/2024
<b>Highest FG pct.:</b> 58.5 (31-53) vs. Boston College, 1/4/2025
<b>Highest FG pct. - ACC game:</b> 58.5 (31-53) vs. Boston College, 1/4/2025
<b>Lowest FG pct.:</b> 28.5 (17-60) vs. Wake Forest, 2/6/2024
<b>Lowest FG pct. - ACC game:</b> 28.5 (17-60) vs. Wake Forest, 2/6/2024
<b>Highest 3-pt pct.:</b> 55.0 (11-20) at Duke, 1/13/2024
<b>Highest 3-pt pct. - ACC game:</b> 55.0 (11-20) at Duke, 1/13/2024
<b>Most 3-pt FG:</b> 15 at Clemson, 1/16/2024
<b>Most 3-pt FG - ACC game:</b> 15 at Clemson, 1/16/2024
<b>Lowest 3-pt pct.:</b> 12.5 (3-24) vs. Wake Forest, 2/6/2024
<b>Lowest 3-pt pct. - ACC game:</b> 12.5 (3-24) vs. Wake Forest, 2/6/2024
<b>Highest FG pct. allowed:</b> 56.4 (31-55) vs. Duke, 12/21/2024
<b>Highest FG pct. allowed - ACC game:</b> 56.4 (31-55) vs. Duke, 12/21/2024
<b>Lowest FG pct. allowed:</b> 27.6 (16-59) vs. Alabama A&M, 12/9/2023
<b>Lowest FG pct. allowed - ACC game:</b> 31.6 (18-57) at Notre Dame, 2/14/2024
<b>Highest 3-pt pct. allowed:</b> 52.2 (12-23) vs. Notre Dame, 3/12/2024
<b>Highest 3-pt pct. allowed - ACC game:</b> 52.2 (12-23) vs. Notre Dame, 3/12/2024
<b>Lowest 3-pt pct. allowed:</b> 10.0 (2-20) vs. Alabama A&M, 12/9/2023
<b>Lowest 3-pt pct. allowed - ACC game:</b> 14.3 (3-21) at Clemson, 1/16/2024
<b>Highest FT pct.:</b> 90.5 (19-21) vs. Clemson, 2/21/2024
<b>Highest FT pct. - ACC game:</b> 90.5 (19-21) vs. Clemson, 2/21/2024
<b>Lowest FT pct.:</b> 27.3 (3-11) at Syracuse, 1/7/2025
<b>Most free throws made:</b> 26 vs. Texas Southern, 11/12/2024
<b>Most free throws attempted:</b> 35 vs. Charleston Southern, 11/27/2024
<b>Fewest free throws made:</b> 2 at Wake Forest, 3/5/2024
<b>Most assists:</b> 27 vs. Alabama A&M, 12/28/2024
<b>Most assists - ACC game:</b> 22 at Miami, 2/24/2024; at SMU, 1/11/2025
<b>Fewest assists:</b> 6 vs. Clemson, 2/21/2024
<b>Most turnovers:</b> 22 at SMU, 1/11/2025
<b>Fewest turnovers:</b> 5 at Virginia Tech, 1/27/2024; vs. Central Arkansas, 11/30/2024
<b>Most blocked shots:</b> 10 at Cincinnati, 11/22/2023
<b>Most steals:</b> 10 vs. Georgia Southern, 11/6/2023; Notre Dame, 1/9/2024; Charleston Southern, 11/27/2024

a freshman since **Josh Okogie** in 2016-17.

The 6-9 forward averaged 12.6 points and 7.7 rebounds in conference play in 2023-24, 12.4 points and 8.2 rebounds overall. He connected on 55.4 percent of his field goals vs. ACC teams, 55.8 percent in all games.

Despite battling foul trouble and more intense focus from opposing defenses, Ndongo has maintained his averages close to his freshman numbers into his sophomore season, adding four double-doubles to his six as a freshman,

Last season, Ndongo ranked No. 4 among freshmen in the ACC in scoring, led in rebound average, field goal percentage and blocked shots. He ranked No. 2 among the nation's freshmen in field goal percentage, and No. 3 in rebound average.

Only two freshmen in Tech history, Chris Bosh in 2002-03 and Derrick Favors in 2009-10 have exceeded Ndongo's numbers in scoring rebounding, blocks and field goal percentage.

## Curious About George

**Baye Ndongo** was not the only freshman who came up big for Georgia Tech in 2023-24. **Naithan George**, who signed with Tech barely a week before the start of fall semester and did not play in the Yellow Jackets' first three games, became a dependable and sometimes clutch performer at point guard.

The Toronto native has continued his steady and solid play into his sophomore season, starting every game and leading the Atlantic Coast Conference in assists while ranking in the top five in assist-turnover ratio. He also has become a more consistent scorer while remaining a pass-first point guard, averaging over 10 points a game overall and in ACC games.

The 6-3 guard made his collegiate debut off the bench Nov. 22 of his freshman year in a 34-point loss at Cincinnati before head coach **Damon Stoudamire** inserted him into the starting lineup, and he helped lift the Jackets to a 67-59 win over No. 21 Mississippi State and a 72-68 win over No. 7 Duke the next week.

George remained in the starting lineup, ranking among the ACC top three in assists (4.7 per game, 5.0 in ACC games) and assist/turnover ratio (2.25-1 overall, 2.38-1 in conference games) while averaging 9.8 points a game.

At Clemson on Jan. 16, George made two three-point field goals in the final 20 seconds of regulation, and made two more field goals in the final minute of the second overtime (10 of his 20 points) of a 93-90 victory. His driving layup over 6-11 Armando Bacot with seven seconds remaining lifted Tech to a 73-72 victory over North Carolina.

## General Storylines for 2024-25

- **110th season** - Georgia Tech is playing its 110th season of basketball in 2024-25, having compiled an all-time on-court record of 1,459-1,334 (22 wins and one loss from the 2016-17 and 2017-18 seasons were vacated by the NCAA Committee on Infractions).

- **Tech in the ACC** - Tech is playing its 46th season as a member of the Atlantic Coast Conference, having won the conference championship in 1985, 1990, 1993 and 2021. Prior to that, Tech competed in the Metro Conference for three seasons from 1975-78, was an independent from 1964-75, and was a member of the Southeastern Conference for 32 years from 1932-64, winning one title in 1938.

- Tech was projected to finish 12th in the ACC standings this season by a vote of the conference's official media panel. Tech has finished ahead of its media projection seven of the last eight seasons.

- Tech has a total of seven scholarship newcomers on its roster, including three freshmen who were judged the nation's 20th-best recruiting class (247Sports composite), and four transfers in a class ranked 53rd.

- Tech opened the 2024-25 season with seven consecutive home games, its longest homestand to open a season since 1980-81. After three straight games away from home (Oklahoma, North Carolina, Northwestern), the

## Offense/Defense Last 8 Years

Source: KenPom.com (Nat'l rank in parentheses)

Year	Tempo	Off. Eff.	Def. Eff.
2024-25	69.9 (62)	107.3 (163)	102.9 (102)
2023-24	67.6 (168)	109.4 (111)	105.0 (148)
2022-23	66.6 (212)	104.4 (182)	103.9 (149)
2021-22	68.0 (117)	100.4 (225)	99.2 (110)
2020-21	67.3 (223)	113.7 (22)	96.2 (68)
2019-20	70.0 (88)	103.0 (171)	91.8 (16)
2018-19	66.8 (225)	101.7 (228)	96.5 (43)
2017-18	66.1 (227)	103.6 (197)	98.7 (61)
2016-17	68.2 (179)	100.0 (259)	91.0 (6)

Jackets had five more in a row at McCamish Pavilion, including conference tilts against Duke, Notre Dame and Boston College.

- Tech will play 19 regular-season games at McCamish Pavilion, the most since the 2016-17 season, when the Jackets played 21 total home games, including two on the NIT.

- Of the three new members of the ACC, Tech has faced SMU the most (8-6 all-time, last meeting in 1986). The Jackets are 0-3 vs. California (last meeting 2012) and 1-2 vs. Stanford (last meeting 2000).

- **Damon Stoudamire** is one of 19 head coaches at the NCAA Division I level that played in the NBA. (courtesy of Stephen Gorchov at Hofstra)

## Tech At A Glance

Second-year head coach **Damon Stoudamire** began a re-build the Tech roster last season and guided the team to 14 victories (seven ACC wins), including big wins over top-25 teams Mississippi State, Duke, Clemson and North Carolina, all of whom played in the NCAA Tournament.

Tech returned a strong core of four players, including 6-3 senior guard **Lance Terry (College Park, Ga.)**, who redshirted last season with an injury after averaging in double figures for the Yellow Jackets in 2022-23. Also back are three of Tech's top four scorers from last season, 6-7 senior wing **Kowacic Reeves, Jr.**, 6-3 sophomore point guard **Naithan George** and 6-9 sophomore forward **Baye Ndongo**.

The three returnees from the 2023-24 team accounted for 42 percent of that team's points, 40 percent of its shots taken and 56 percent of games started. If Terry's numbers are added, those percentages become 55 percent of the points, 53 percent of the shots taken and 69 percent of the starts.

Stoudamire and his staff have built around those four by signing the 20th-ranked recruiting class in the nation (247Sports composite) - 6-5 guard **Jaeden Mustaf**, 6-11 center **Doryan Onwuchekwa** and 6-8 forward **Darrion Sutton**.

They also brought in four transfers who are expected to be key contributors in 6-2 guard **Javian McCollum (Oklahoma)**, the 31st-ranked player in the portal, 6-8 forward **Luke O'Brien (Colorado)**, 6-8 forward **Duncan Powell (Sacramento State)** and 7-2 center **Ryan Mutombo (Georgetown)**.

## Quick Look Back at 2023-24

Despite a four-point loss to Notre Dame in the first round of the ACC Tournament, Georgia Tech finished its first year under Damon Stoudamire strong, winning four of its last six regular-season games, and the season had its share of highlights.

Tech knocked off three teams ranked in the top 25 at the time, No. 21 Mississippi State in November, No. 7 Duke in December and No. 3 North Carolina in late January. The Jackets scored a road win at Clemson, giving the team three wins over teams that advanced to the Sweet 16 of the NCAA Tournament.

Also deserving mention were a runner-up finish in the Diamond Head Classic, where Tech defeated Massachusetts and Hawaii, and a neutral court win over Penn State at Madison Square Garden.

GAME NOTES

# TECH NOTEBOOK

## The Last Time a Jacket...

**Scored 30 or more points:**  
 Miles Kelly, 36 at Louisville, 2/10/2024

**Led Tech in scoring off the bench:**  
 Javian McCollum, 20 at SMU, 1/11/2025

**Grabbed 15 or more rebounds:**  
 Baye Ndongo, 19 vs. Penn State, 12/16/2023

**Had 10 or more assists:**  
 Naithan George, 10 at SMU, 1/11/2025

**Had a point/assist double-double:**  
 Naithan George, 11 points/10 assists at SMU, 1/11/2025

**Had a point/rebound double-double:**  
 Duncan Powell, 13 points/11 rebounds at SMU, 1/11/2025

**Had a triple-double:**  
 Ja'von Franklin, 14 pts/15 reb/10 ast at Syracuse, 2/28/2023

**Played 40 minutes in regulation:**  
 Lance Terry, Ja'von Franklin vs. Florida State, 3/7/2023

**Played every minute of an overtime game:**  
 Jose Alvarado (45 minutes/1 OT) vs. Duke, 3/2/2021

**Played every minute of a multiple-OT game:**  
 Matt Harpring (50 minutes/2 OT) vs. North Carolina, 2/9/1998

## The Last Time the Jackets...

**Scored 100 or more points:**  
 vs. Clayton State (103-53) on 1/23/2022

**Scored 100 or more points in regulation:**  
 vs. Clayton State (103-53) on 1/23/2022

**Scored 100 or more points in consecutive games:**  
 vs. Jackson State (100-70) on 11/13/2006, Georgia State (103-74) on 11/16/2006

**Scored 100 or more points twice in one season:**  
 vs. Cornell (116-81), 11/13/2015, Green Bay (107-77) on 11/19/2015

**Allowed 100 or more points:**  
 vs. North Florida (lost 105-93), 11/12/2024

**Allowed 100 or more points in regulation:**  
 vs. North Florida (lost 105-93), 11/12/2024

**Shot 60 percent or better:**  
 .607 (34-56) at Georgia, 11/19/2021

**Failed to make a three-point basket:**  
 0-for-12 vs. Virginia, 1/22/2015

**Did not allow a three-point basket:**  
 0-for-11 vs. Pittsburgh, 3/5/2016

**Failed to make a free throw:**  
 0-for-3 vs. Pittsburgh, 1/14/2023

**Grabbed 50 or more rebounds:**  
 55 vs. Florida State, 3/2/2024

**Multiple players had a double-double:**  
 Duncan Powell (13 pts/11 reb), Naithan George (11 pts/10 ast) at SMU, 11/11/2025

**Multiple players had 10 or more rebounds:**  
 Baye Ndongo (14), Tyzhaun Claude (10) and Tafara Gapare (10) vs. Florida State, 3/2/2024

**Had 25 or more assists:**  
 27 vs. Alabama A&M, 12/28/2024

**Blocked 10 or more shots:**  
 10 at Cincinnati, 11/22/2023

**Had 15 or more steals:**  
 15 vs. Florida State, 3/13/2021

**Had fewer than 10 turnovers:**  
 5 vs. Central Arkansas, 11/30/2024

**Had 5 or more players in double-figures in points:**  
 Lance Terry (20), Javian McCollum (20), Baye Ndongo (14), Duncan Powell (11), Naithan George (10) vs. Boston College, 1/4/2025

**Had 6 players in double-figures in points:**  
 Tristan Maxwell (18), Jalon Moore (15), Kyle Sturdivant (13), Lance Terry (13), Rodney Howard (11), Miles Kelly (10) vs. Alabama State, 12/17/2022

**Had two or more players score 20 points:**  
 Lance Terry (20), Javian McCollum (20) vs. Boston College, 1/4/2025

**Had three or more players score 20 points:**  
 Lance Terry (23), Javian McCollum (20), Duncan Powell (20) at Florida State, 1/18/2025

**Had no player score 10+ points:**  
 Virginia (57-28 loss), 1/22/2015

**Allowed no player to score 10+ points:**  
 Hawaii (73-40 win), 12/25/2019

**Had no player play 30 minutes:**  
 vs. Cincinnati (81-58 loss), 11/23/2024

**Won by 30 or more points:**  
 Alabama A&M (92-49), 12/28/2024

**Won by 40 or more points:**  
 Alabama A&M (92-49), 12/28/2024

**Won by 50 or more points:**  
 Clayton State (103-53), 1/23/2021

**Lost by 30 or more points:**  
 at Cincinnati (89-54), 11/22/2023

**Played an overtime game:**  
 at Clemson (won 93-90), 1/16/2024

**Defeated a Top 10 team:**  
 #3/3 North Carolina (74-73) 1/30/2024

**Defeated a Top 25 team:**  
 #3/3 North Carolina (74-73) 1/30/2024

**Defeated a Top 10 team on the road:**  
 #7/7 Syracuse (67-62), 3/4/2014

**Defeated a Top 25 team on the road:**  
 #16/15 Virginia Tech (69-53), 2/23/2021

**Had a game postponed (subsequently rescheduled and played):**  
 Syracuse, 12/29/2021 (COVID), played on 2/21/2022

**Had a game cancelled:**  
 Alabama A&M, 12/23/2021 (COVID)

In conference play, the Jackets also defeated Syracuse and Florida State at home, and earned road wins at Miami and Wake Forest.

All in all, Tech had four wins against Quad 1 teams and four against Quad 2 teams in the NCAA's NET ranking.

- Tech started two freshmen - **Baye Ndongo** and point guard **Naithan George** - in its final 28 games. The Jackets have not had two freshmen in its regular starting lineup since the 2018-19 season (**Michael Devoe**, **Khalid Moore**), and had not had a freshman regularly start at point guard since **Jose Alvarado** in 2017-18.

- Two Tech players completed their eligibility in 2023-24 - point guard **Kyle Sturdivant** and forward **Tyzhaun Claude** (NCAA granted him another year of eligibility and he transferred to North Carolina). Six other scholarship players elected to transfer - wing guards **Miles Kelly** (to Auburn) and **Dallan "Deebo" Coleman** (to UCF), forward **Tafara Gapare** (to Maryland), guard **Amaree Abram** (to Louisiana Tech), forward **Ibrahima Sacko** (to New Mexico) and center **Ebenezer Dowuona** (to James Madison).

## Jackets Ink Top 25 Class

Four-star 6-4 guard **Akai Fleming** from Marietta, Ga. and three-star 6-5 guard/forward **Brandon Stores, Jr.**, from the Bronx, N.Y., highlight a four-player class of basketball prospects who signed grant-in-aid papers on Nov. 15 to join Georgia Tech's men's basketball program. **Cole Kirouac**, a 6-11 center from Cumming, Ga., and 5-11 point guard **Eric Chatfield, Jr.**, from Atlanta also signed scholarship documents to attend Tech.

Fleming and Stores have been nominated for the McDonald's All-America team.

Tech's class is ranked No. 23 in the nation in the 247Sports Composite listing, and No. 4 among Atlantic Coast Conference teams, and No. 15 in the team rankings compiled by Rivals. It comes on the heels of the Yellow Jackets' current freshman class, which was rated 20th-best in the nation.

Fleming, ranked No. 56 nationally by 247Sports, is playing the 2024-25 season at Overtime Elite after starting at Osborne High School in Marietta, Ga. As a junior at Osborne, Fleming scored 22 points per game to go with seven rebounds, four assists, two steals and one block per contest.

Considered a three-star big guard/small forward prospect by the 247Sports Composite and the sixth-best player in the state of New York at the time of his commitment last February, Stores, Jr., averaged 19.8 points per game as a sophomore and scored 18.2 points per game in 25 games last season at St. Raymond High School for Boys.

Kirouac, a three-star prospect last year and now, originally

signed a letter-of-intent to attend Tech last fall while attending Brewster Academy in New Hampshire, but re-classified and decided to attend Overtime Elite in 2024-25.

As a junior at Pace Academy, Chatfield scored 15.2 points per game to go along with four assists and 3.2 steals per contest. During the summer, he competed at the NBPA Top 100 camp and the Adidas 3SSB Championships.

## ACC Slate for 2024-25

New Atlantic Coast Conference members California and Stanford will visit McCamish Pavilion in the 2024-25 season, while the Yellow Jackets will travel to face SMU, the ACC determined as part of its conference-wide schedule model for this season accommodating the league's three new members.

Tech maintains its two permanent home-and-away partners, Clemson and Notre Dame, and also will take on Boston College home and away.

Along with Cal and Stanford, Tech hosts Duke, Louisville, Miami, NC State and Virginia Tech at McCamish Pavilion. The Yellow Jackets travel to Florida State, North Carolina, Pittsburgh, Syracuse, Virginia and Wake Forest in addition to SMU.

Tech also had non-conference games scheduled at home against Cincinnati and Georgia.

The ACC's scheduling model for 2024-25 for all teams breaks down as follows:

- Each school plays home and away, versus each of the school's two current partners (Cal/SMU/Stanford will be partners with each other).
- Each team plays one of the remaining 15 teams twice, both home and away.
- Each team will play the remaining 14 conference opponents once, seven at home only, the other seven away only.

## Two Jackets on 2024-25 NBA Rosters

Since 1982, Georgia Tech has produced 19 first-round NBA draft picks and 46 draft picks overall. A total of 42 Georgia Tech alumni have played in the NBA.

Two former Georgia Tech players are on NBA rosters for 2024-25 - **Jose Alvarado** in his fourth season with the New Orleans Pelicans, **Josh Okogie** in his seventh season in the NBA, having recently been traded from Phoenix to Charlotte after two-and-a-half seasons with the Suns. He played his first four years in Minnesota.

## Winning Starts at Home

Georgia Tech has compiled a 139-80 record at home in 13 seasons in McCamish Pavilion. Tech is 53-55 on its home court in ACC games, 40-32 over the past eight seasons.

## Tech All-Time vs. the ACC

Opponent	Overall	in ACC	Tourney	In McCamish Pavilion	In Opponent Current Venue	Current Streak
Boston College	20-13	16-12	1-3	5-2	6-6	Won 1
California	0-3	0-0	0-0	0-0	0-0	Lost 3
Clemson	68-79	40-56	4-1	6-7	10-42	Lose 2
Duke	25-79	21-67	3-7	2-6	5-39	Lost 2
Florida State	34-47	24-33	2-2	4-3	8-20	Lost 1
Louisville	15-27	2-11	0-1	2-4	0-6	Loss 1
Miami	14-16	12-15	1-1	3-4	5-7	Won 2
North Carolina	28-73	26-59	5-4	3-5	5-28	Lost 1
NC State	44-61	36-47	3-3	2-5	7-13	Lost 4
Notre Dame	14-18	8-16	0-2	8-4	1-11	Won 1
Pittsburgh	12-9	7-9	0-2	5-3	2-4	Lost 4
SMU	8-7	0-1	0-0	0-0	1-7	Lost 1
Stanford	1-2	0-0	0-0	0-0	0-1	Lost 2
Syracuse	9-9	7-8	0-0	4-3	3-5	Won 2
Virginia	40-49	38-48	5-5	2-6	1-11	Lost 12
Virginia Tech	9-23	7-19	1-3	3-5	2-12	Lost 1
Wake Forest	47-43	46-41	0-4	6-2	11-21	Won 1



# TECH NOTEBOOK

## Tech in the NBA / G League

Player (years at Tech)	Current/Most Recent Team
Jose Alvarado (2017-21)	New Orleans Pelicans
Josh Okogie (2016-18)	Charlotte Hornets
Thaddeus Young (2006-07)	free agent

## Tech Alumni Elsewhere

Player (years at Tech)	Current/Most Recent Team
Brandon Alston (2017-19)	Esqueira (Portuguese Liga)
Alade Aminu (2005-09)	Gigantes de Carolina (Puerto Rican BSN)
James Banks III (2018-20)	Aris Midea (Greece)
Demarco Cox (2014-15)	Quimper (France)
Michael Devoe (2018-22)	Syntainics MBC (Germany)
Mouhammad Faye (2006-08)	Promithias (Greece)
Ja'von Franklin (2022-23)	Yukatel Merkezefendi (Turkish BSL)
Marcus Georges-Hunt (2012-16)	Sichuan (Chinese CBA)
Trae Golden (2013-14)	Fujian (Chinese CBA)
Abdoulaye Gueye (2014-19)	TED Ankara (Turkish TBL)
Josh Heath (2014-17)	Kangoeroes Basket Mechelen (Belgium)
Rodney Howard (2020-23)	Craiova (Romanian Liga Nationale)
Ben Lammers (2014-18)	MoraBank Andorra (Spanish Liga)
Gani Lawal (2007-10)	Toros Del Valle (Columbian Liga WPlay)
Daniel Miller (2009-14)	Levanga Hokkaido Sapporo (Japan)
Charles Mitchell (2014-16)	Dorados de Chihuahua (Mexican LNBP)
Khalid Moore (2018-22)	Saint-Quentin (France)
Zachery Peacock (2006-10)	FOS Provence (France)
Shembari Phillips (2018-20)	Baskets Koblenz (Germany)
Glen Rice, Jr. (2009-12)	Power (Big3)
Robert Sampson (2013-15)	Nhatrang Dolphins (Vietnam)
Avi Schafer (2017-19)	Mikawa (Japan)
Adam Smith (2015-16)	Surne Bilbao Basket (Spain)
Jordan Usher (2019-22)	JL Bourg (France)
James White (2015-16)	Mauricio Baez (Dominican Republic)
Moses Wright (2017-21)	Olympiacos (Greece)

## Former Tech Players in Coaching

Player (years at Tech)	Current Position
Tyler Anderson (2006-09)	Wofford AC
Rod Balanis (1990-94)	Howard AC
Anthony Byrd (1981-84)	Knightdale (N.C.) HS HC
Saun Fein (1999-2001)	Los Angeles Clippers AC
Jarrett Jack (2002-05)	Detroit Pistons AC
Maurice Miller (2008-11)	Memphis East HS HC
Craig Neal (1984-88)	Nevada AHC
Winston Neal (1999-01)	Columbia State (Tenn.) HC
Willie Reese (1985-89)	Jones County (Ga.) HS HC
Fred Vinson (1992-94)	Detroit Pistons AC
Mfon Udofia (2009-13)	Long Island Nets (G League) HC

## Former Tech Coaches in Coaching

Coach (years at Tech)	Current Position
Sherman Dillard (1988-94)	Iowa AC
Chad Dollar (2011-16)	Cincinnati AHC
Brian Eskildsen (2022-23)	UC Santa Barbara AC
Bruce Evans (2012-16)	North Florida AC
Brian Gregory (2011-16)	Phoenix Suns (VP player programming)
Tavaras Hardy (2016-18)	--
Paul Hewitt (2000-11)	San Diego Clippers (G League) HC
Chris Kreider (2007-09)	Rice AC
Darryl LaBarrie (2010-11, 2016-18)	--
Robert McCollum (2010-11)	--
Mamadou N'Diaye (2014-16)	Central Florida AC
Billy Schmidt (2011-14)	Chicago Bulls AC
Julian Swartz (2016-23)	--
Cliff Warren (2000-05)	--
Anthony Wilkins (2018-23)	UTRGV AC
Charlton Young (2005-09)	Missouri AC

Tech set a program record for wins at home (17) in 2016-17, including a 7-2 ACC record and two NIT victories.

McCarnish Pavilion was essentially brand new when it opened for the 2012-13 season. The only physical elements of McCarnish Pavilion that remain from the venerable Alexander Memorial Coliseum are the roof and the 32 steel ribs that support it.

The capacity of McCarnish Pavilion is 8,600, including 1,665 seats in the new balcony level and 6,935 seats in the lower seating bowl. There are no suites, but there is a club area that seats 500. Alexander Memorial Coliseum seated 9,191 spectators in its final configuration.

The most impressive features of McCarnish Pavilion are its grand entrance, which fronts 10th and Fowler Streets, the ability for patrons to view the court from the main concourse all the way around, and the theatrical lighting system, which concentrates light on the court while leaving the seating areas dark, modeled after the Staples Center in Los Angeles and Madison Square Garden in New York.

Prior to the opening of McCarnish Pavilion, Tech played 55 seasons in Alexander Memorial Coliseum, compiling a record of 556-194 (.741). Miami was the last team to play Tech in Alexander Memorial Coliseum, a game Tech won, and was the first ACC team to play in McCarnish Pavilion on Jan. 5, which Miami won. For the 2011-12 season, Tech played its home games at State Farm Arena and Gas South Arena.

## Tech's ACC Tournament History

Georgia Tech has played in 44 ACC Tournaments and has a 29-40 all-time record in the event. The Yellow Jackets have won four championships, in 1985 (Atlanta), 1990 (Charlotte), 1993 (Charlotte) and 2021 (Greensboro).

Tech has been a runner-up four times (1986, 1996, 2005, 2010). The 1986, 1996 and 2010 runs to the finals occurred in Greensboro. Tech also made the finals in 2005 at the Verizon Center in Washington, D.C.

Tech was 0-2 in the ACC Tournament under coach Dwane Morrison, 15-16 under Bobby Cremins (including all three titles), 9-11 under Paul Hewitt (runner-up in 2005 and 2010), 2-5 under Brian Gregory, 3-5 under Josh Pastner and 0-1 under Damon Stoudamire.

Tech did not play in the 2020 tournament while serving an NCAA postseason ban.

## Tech's NCAA Tournament History

Georgia Tech has played in the NCAA Tournament 17 times in its history. Sixteen of those appearances have occurred from 1985 to the present, 10 under Bobby Cremins and five under Paul Hewitt.

The most recent was 2021, when the Yellow Jackets won the ACC Championship and earned an automatic bid, then fell 71-60 to Loyola Chicago in the opening round of the Midwest Regional.

That ended an 11-year hiatus from the NCAA Tournament that dated back to 2010, when the Yellow Jackets defeated Oklahoma State in the first round before losing to Ohio State in the round of 32 of the Midwest Regional.

Tech has a record of 23-17 in NCAA Tournament play, highlighted by its 2004 trip to the NCAA title game as well as a Final Four berth in 1990. The Yellow Jackets have reached the NCAA Sweet 16 seven times (1960, 1985, 1986, 1990, 1992, 1996, 2004).

The 2004 and 2005 appearances were Tech's first back-to-back appearances since Bobby Cremins led the Institute to the Big Dance nine straight years from 1985-93.

Georgia Tech has won at least one game in 11 of its 17 NCAA Tournament appearances.

## Career Games With ...

Led Tech in Points	2024-25	Career
Naithan George	3	6
Javian McCollum	4	4
Jaeden Mustaf	1	1
Baye Ndongo	5	15
Duncan Powell	1	1
Kowacie Reeves, Jr.	-	3
Lance Terry	8	13

Led Tech in Rebounds	2024-25	Career
Naithan George	1	1
Jaeden Mustaf	1	1
Ryan Mutombo	3	3
Baye Ndongo	14	27
Luke O'Brien	2	2
Doryan Onwuchekwa	1	1
Duncan Powell	4	4
Ibrahim Souare	1	1
Kowacie Reeves, Jr.	-	4

Double-Figure Points	2024-25	Career
Naithan George	11	23
Javian McCollum	10	55
Jaeden Mustaf	7	7
Ryan Mutombo	1	2
Baye Ndongo	13	32
Luke O'Brien	1	19
Duncan Powell	7	37
Kowacie Reeves, Jr.	3	35
Lance Terry	15	61

20-plus Points	2024-25	Career
Naithan George	-	2
Javian McCollum	4	21
Baye Ndongo	1	6
Duncan Powell	2	6
Kowacie Reeves, Jr.	-	3
Lance Terry	6	12

30-plus Points	2024-25	Career
Javian McCollum	-	1

10-plus Rebounds	2024-25	Career
Ryan Mutombo	-	1
Baye Ndongo	4	12
Luke O'Brien	1	6
Doryan Onwuchekwa	1	1
Duncan Powell	-	9
Kowacie Reeves, Jr.	-	1

Double-Doubles	2024-25	Career
Naithan George (pts/ast)	3	3
Ryan Mutombo (pts/reb)	1	1
Baye Ndongo (pts/reb)	10	10
Duncan Powell (pts/reb)	2	10
Kowacie Reeves, Jr. (pts/reb)	1	1

## Tech Among Top 10 ACC Leaders

All Games	Player	#	Rank
Assists per game	Naithan George	6.1	1
Assists	Naithan George	118	1
Assist/TO ratio	Naithan George	2.46	5
Double-doubles	Baye Ndongo	4	9
Free throw pct.	Javian McCollum	88.6	4
Rebounds	Baye Ndongo	141	8
Deb. reb. per game	Baye Ndongo	5.37	8
3pt FG attempts	Lance Terry	108	7
3pt FG per game	Lance Terry	2.33	5
3pt FG made (total)	Lance Terry	42	5

*\*Ndongo (.524) not enough FG made to be listed*

# TECH NOTEBOOK

## McCamish Pavilion 411

**Name:** McCamish Pavilion (mc-KAM-ish), named for Atlanta insurance executive Hank McCamish who gave the lead gift for the facility

**Capacity:** approximately 8,600 (6935 court level, 1665 balcony level)

**Cost:** \$50 million

**Contractor:** Whiting-Turner

**Architect:** Populous

**Cremins Court:** the court remains named for the former Tech head coach

**Alexander Courtyard:** located at the Fowler Street entrance, honors the former Tech director of athletics and the history of the former Tech home arena named for him

**Grand entrance:** 10th and Fowler Streets, foyer includes graphic representations of retired jerseys and Tech's two Final Four appearances

**Other entrances:** West entrance off Fowler Street (students and media), East entrance from main arena parking (for club patrons)

**Features:** center-hung scoreboard and video boards, mezzanine fascia ribbon boards, theatrical lighting, primarily chairback seating, club area

## Facts and Dates

- 2,500 cubic yards of concrete removed
- 3,000 cubic yards of concrete installed
- 500 tons of new steel installed
- Over 1 mile of new railing installed
- 20,000 gallons of paint used
- 2,000 feet of new mechanical piping
- 2,500 feet of new ductwork
- \$4M in new audio-visual and scoreboards
- 50 TV's throughout the concourse and Callaway Club
- Farthest distance material traveled to site: 4,835 miles
- Shortest distance material traveled to site: 1 mile
- Number of Tech alumni involved in the project: over 100
- Number of days construction took: 520
- Number of 1950's old style Coke bottles found while installing the underground foundations: 11
- Number of new staircases: 13
- Number of new sports lights for the competition floor: Over 300
- 270-degree court view from concourse

**Groundbreaking:** May 5, 2011

**Opening:** October, 2012

**First public event:** Oct. 21, 2012 - Jacket Jam (men's and women's scrimmages)

**First men's game:** Nov. 9, 2012 vs. Tulane

**Head coaches:** Brian Gregory of Georgia Tech, Ed Conroy of Tulane

**Officiating crew:** Karl Hess, Gary Maxwell, Raymond Styons

**TV announce crew:** Tom Werme, Cory Alexander (ACC Network, syndicated over-the-air iteration)

**First Tech points:** Marcus Georges-Hunt (2 FT, 18:13, 1st half)

**First basket:** Tulane's Josh Davis (18:44, 1st half)

**Attendance:** 8,600 (sellout)

**First women's game:** Nov. 11, 2012 vs. Tennessee

*Tech played 55 seasons in Alexander Memorial Coliseum, compiling a record of 556-194 (.741). Miami was the last team to play Tech there, a game Tech won, and was the first ACC team to play in McCamish Pavilion, which Miami won. For the 2011-12 season, Tech played its home games at Philips Arena and the Arena at Gwinnett.*

## Top Bench Scorers Since 2000

Date	Player (pts)	Opponent/Site
1/11/2025	Javian McCollum (20)	at SMU
1/4/2025	Javian McCollum (20)	Boston College
12/31/2024	Duncan Powell (21)	Notre Dame
12/31/2024	Javian McCollum (21)	Notre Dame
3.2.2024	Kyle Sturdivant (20)	Florida State
12/21/2023	Kyle Sturdivant (21)	Massachusetts (Honolulu)
12/16/2023	Tafara Gapare (20)	Penn State (MSG)
11/14/2023	Dallan Coleman (24)	UMass Lowell
1/12/2022	Tristan Maxwell (22)	at Boston College
11/26/2021	Michael Devoe (26)	Georgia Southern
3/4/2020	Jose Alvarado (23)	Pittsburgh
2/20/2017	Tadric Jackson (20) !	at Notre Dame
2/19/2017	Tadric Jackson (20) !	Syracuse
2/11/2017	Tadric Jackson (29) !	Boston College
1/28/2017	Tadric Jackson (25) !	Notre Dame
12/7/2016	Tadric Jackson (24) !	at VCU
11/14/2016	Tadric Jackson (20) !	Southern
11/29/2013	Solomon Poole (24)	Mississippi (Barclays Center)
3/3/2012	Jason Morris (22)	Wake Forest (Philips Arena)
1/11/2012	Glen Rice, Jr. (22)	at NC State
1/7/2012	Glen Rice, Jr. (28)	Duke (Philips Arena)
11/29/2011	Jason Morris (21)	Northwestern (Philips Arena)
11/23/2011	Glen Rice, Jr. (23)	Siena (Arena at Gwinnett)
1/25/2011	Brian Oliver (28)	Virginia Tech
2/6/2010	Zachery Peacock (22)	NC State
1/24/2010	Brian Oliver (20)	at Florida State
11/22/2009	Zachery Peacock (22)	Boston U. (Puerto Rico)
3/3/2008	Zachery Peacock (23)	Virginia
2/17/2008	Matt Causey (20)	Miami
1/19/2008	Matt Causey (30)	Virginia Tech
1/3/2007	Anthony Morrow (21)	Winston-Salem State
2/12/2006	Zam Fredrick (22)	NC State
12/28/2004	Anthony Morrow (20)	Lafayette
12/18/2004	Will Bynum (28)	Gonzaga (Las Vegas, Nev.)
1/20/2004	Will Bynum (25)	at Wake Forest
11/26/2003	Isma'il Muhammad (22)	Connecticut (New York, N.Y.)
2/27/2002	B.J. Elder (25)	Wake Forest
11/27/2002	B.J. Elder (24)	Georgia
1/13/2001	Halston Lane (21)	Wake Forest
12/9/2000	Halston Lane (23)	Kentucky (Philips Arena)

*(Games of 20-plus points)*  
 ! Performances vacated by NCAA Committee on Infractions

## Show Me The Way (cie)

After a five-star prep career and two seasons as a solid member of the roster at Florida, Kowacie Reeves, Jr., blossomed as a key member of his new team at Georgia Tech.

The 6-7 guard from Macon, Ga., about 70 miles south of Atlanta, started every game for the Yellow Jackets (he started 17 in two seasons at Florida) and averaged 30 minutes a game, twice his court time with the Gators.

Reeves significantly improved his career scoring average both in all games and conference games and has markedly improved his shooting percentages from the floor.

### REEVES IN ALL GAMES

Years	PPG	RPG	FG%	3FG%	FT%
Career at UF	7.0	2.1	.377	.292	.724
At GT	9.3	3.7	.411	.364	.818

### REEVES IN CONFERENCE GAMES

Years	PPG	RPG	FG%	3FG%	FT%
Career at UF	6.3	1.7	.352	.252	.754
At GT	9.2	3.7	.407	.413	.813

## Top Freshman Seasons (ppg)

Kenny Anderson** (1989-90)	20.6
Mark Price** (1982-83)	20.3
Stephon Marbury** (1995-96)	18.9
Dion Glover (1997-98)	18.4
Josh Okogie (2016-17)	16.1
Chris Bosh** (2002-03)	15.6
Dennis Scott** (1987-88)	15.5
Javaris Crittenton (2006-07)	14.4
Thaddeus Young (2006-07)	14.4
Bruce Dalrymple** (1983-84)	13.6
Glen Rice, Jr. (2010-11)	13.3
Derrick Favors** (2009-10)	12.4
Travis Best (1991-92)	12.3
Tom Hammonds** (1985-89)	12.2
Matt Harpring (1994-95)	12.1
<b>Baye Ndongo (2023-24)</b>	<b>12.4</b>
John Salley (1982-83)	11.5
Tony Akins (1998-99)	11.3

*\*\*ACC Rookie of the Year*

## Top Freshman Seasons (rpg)

Chris Bosh** (2002-03)	9.0
Derrick Favors** (2009-10)	8.4
<b>Baye Ndongo (2023-24)</b>	<b>8.2</b>
Malcolm Mackey (1989-90)	7.5
Bruce Dalrymple** (1983-84)	6.9
Alvin Jones (1997-98)	6.7
Tom Hammonds** (1985-86)	6.4
James Forrest (1991-92)	6.4
Matt Harpring (1995-96)	6.2

*\*\*ACC Rookie of the Year*

## Top Freshman Seasons (apg)

Kenny Anderson** (1989-90)	8.14
Jarrett Jack (2002-03)	5.97
Javaris Crittenton (2006-07)	5.75
Travis Best (1991-92)	5.66
Drew Barry (1992-93)	5.47
Iman Shumpert (2008-09)	4.97
Tony Akins (1998-99)	4.77
<b>Naithan George (2023-24)</b>	<b>4.66</b>
Stephon Marbury** (1995-96)	4.47
Dennis Scott** (1987-88)	3.62
Mark Price** (1982-83)	3.25
Brian Oliver (1986-87)	3.17
Jose Alvarado (2017-18)	3.08

*\*\*ACC Rookie of the Year*



# BIO UPDATES

## Head Coach Damon Stoudamire • 2nd season at Tech

Well-known throughout the basketball world for his success as a player and coach at the collegiate and professional levels, Damon Stoudamire became the 15th head coach in Georgia Tech men's basketball history on March 14, 2023.

In his first year on The Flats, the former collegiate All-American and NBA standout remade the Tech roster and guided the Yellow Jackets to three victories over top-25 teams and wins over three ACC teams that advanced to the Sweet 16 of the NCAA Tournament - Duke, North Carolina and Clemson.

Stoudamire came to Georgia Tech after most recently serving as an assistant coach of the Boston Celtics, who sat atop the NBA's Atlantic Division standings at the time of his hiring at Tech. He was with the Celtics for nearly two seasons (2021-22 and 2022-23), after a successful five-season stint as the head coach at Pacific (2016-21). At Pacific, he was named West Coast Conference Coach of the Year in 2020 after leading the Tigers to a 23-10 record in 2019-20, good for the program's best winning percentage (.697) in 15 years, and a third-place finish in the powerful WCC (behind only national powers Gonzaga and St. Mary's). He also was honored with the Ben Jobe Award, given annually to the nation's top minority head coach.

Stoudamire established himself as one of his generation's premier players when he was a three-time all-conference performer, the 1995 Pac 10 co-Player of the Year and a consensus first-team All-American at Arizona, where he played for four seasons from 1991-95. After helping lead the Wildcats to the Final Four as a junior in 1994, he capped his collegiate career by averaging 22.8 points per game, en route to the co-conference Player of the Year and consensus first-team All-America recognition in 1995. He was a finalist for 1995 Wooden Award (National Player of the Year).

At the conclusion of his Arizona career, Stoudamire was the Wildcats' all-time leader in 3-pointers made (272) and ranked second in points (1,849) and fourth in assists (663). He was the only player in Arizona history with two 40-point games.

His amateur career also included helping lead the United States to the gold medal in the 1993 World University Games (where he led the team in assists and steals despite being the youngest player on the roster) and the bronze at the 1994 Goodwill Games.

Stoudamire was selected by the Toronto Raptors with the seventh overall pick in the 1995 NBA Draft and averaged 13.4 points and 6.1 assists per game over the course of a 13-year professional playing career that included stints with the Raptors (1995-98), Portland Trail Blazers (1998-05), Memphis Grizzlies (2005-08) and San Antonio Spurs (2008). He was named the 1996 NBA Rookie of the Year after averaging 19 points and 9.3 assists per game in his first NBA campaign, the first of four straight seasons that he averaged at least 17 points and eight assists per contest.

Following the conclusion of his NBA playing career in 2008, Stoudamire immediately embarked on his coaching career, beginning as director of player development at Rice in 2008-09. He then went on to serve as an assistant coach with the Memphis Grizzlies for two seasons (2009-11), before getting back into the college game with stints as an assistant at Memphis (2011-13), his alma mater Arizona (2013-15) and again at Memphis (2015-16).

After helping lead Memphis and Arizona to four conference championships (two Conference USA titles at Memphis, two Pac-12 crowns at Arizona) and four NCAA Tournament berths (including back-to-back Elite Eight appearances at Arizona) in six seasons, Stoudamire was hired as the head coach at Pacific in 2016. He inherited a program coming off an 8-20 campaign and quickly built it into a WCC contender, highlighted by the 23-10 campaign in 2019-20. The Tigers' 11-5 conference record that season remains their most-ever wins in WCC play. Combined with a 9-9 record in league play in 2017-18, Stoudamire led Pacific to its only two .500-or-better conference records since the Tigers joined the WCC in 2013-14.

After posting a 9-9 overall record during the Covid-shortened 2020-21 season, Stoudamire returned to the NBA as an assistant coach for the Celtics. In his first season in Boston, he helped lead the Celtics to the 2022 NBA Finals. The Celtics stood in first place in the Atlantic Division and in second both in the Eastern Conference and in the NBA's overall league standings at the time he took the Tech position. With Boston, he coached a pair of metro-Atlanta natives in Malcolm Brogdon (Norcross, Ga.) and Jaylen Brown (Alpharetta, Ga.).

A Portland, Ore. native, Stoudamire, 50, graduated from Woodrow Wilson High School in 1991 and earned his bachelor's degree from Arizona in 2008. He has a daughter, Kemece, and two sons, Damon and Brandon.

### Stoudamire as a Head Coach

Season	School	Overall	Conference	Postseason
2016-17	Pacific	*11-22	*4-14 / 9th	*on-court record
2017-18	Pacific	14-18	9-9 / 14th	
2018-19	Pacific	14-18	4-12 / 9th	
2019-20	Pacific	23-10	11-5 / t3rd	
2020-21	Pacific	9-9	6-7 / 5th	
<b>at Pacific</b>	<b>5 years</b>	<b>71-77</b>	<b>34-47</b>	
2023-24	Georgia Tech	14-18	7-13	
2024-25	Georgia Tech	8-11	2-6	
<b>at Georgia Tech</b>	<b>2nd year</b>	<b>22-29</b>	<b>9-19</b>	
<b>CAREER</b>	<b>7th year</b>	<b>93-106</b>	<b>43-66</b>	

### Stoudamire Coaching Resume

- Georgia Tech, head coach (2023-present)
- Boston Celtics, assistant coach (2021-23)
- Pacific, head coach (2016-21)
- Memphis, assistant coach (2015-16)
- Arizona, assistant coach (2013-15)
- Rice, director of player development (2008-09)
- Memphis, assistant coach (2011-13)
- Memphis Grizzlies, assistant coach (2009-11)

**Honors:** All-Pac-10 Conference (1993, 1994, 1995), Pac-10 Co-Player of the Year (1995), Consensus first-team All-American (1995), finalist for the Wooden Award (1995), West Coast Conference Coach of the Year (2020), Ben Jobe Award (2020)

**Playing Experience:** Lettered four years at Arizona (1991-95), Toronto Raptors (1995-98), Portland Trail Blazers (1998-2005), Memphis Grizzlies (2005-08), San Antonio Spurs (2008)

## Coaching Staff

### KARL HOBBS

#### Associate Head Coach • 2nd season at Tech

Karl Hobbs, who directed George Washington to three straight NCAA Tournament appearances as a head coach, captured two national titles as an assistant at Connecticut and helped Rutgers to three post-season appearances in his most recent stop, joined the Georgia Tech men's basketball staff as associate head coach in April of 2023.

Hobbs has 36 seasons of Division I coaching experience and 21 post-season appearances on his resume, and comes to The Flats following seven seasons as associate head coach at Rutgers. He helped guide the Scarlet Knights to post-season appearances each of the past three seasons, including back-to-back appearances in the NCAA Tournament in 2021 and 2022, marking the first time RU made the big dance in consecutive seasons since 1976. Hobbs helped Rutgers snap a 30-year NCAA Tournament drought when the Scarlet Knights earned a berth in the 2021 the NCAA Tournament, their first appearance since 1991.

### B.J. ELDER

#### Assistant Coach • 6th season at Tech

A standout member of the Yellow Jackets' 2004 NCAA runner-up team, B.J. Elder joined the men's basketball staff in July of 2019 as associate director of player personnel. He was elevated to assistant coach in December 2023.

A veteran of 10 years in European professional basketball following his stellar Tech career, Elder, 38, came to Tech following three seasons as assistant boys' basketball coach at Clarkston High School. He has served as the basketball staff's liaison with academic services, campus housing and dining, media and marketing, as well as spearheading outreach to former Tech players.

### PERSHIN WILLIAMS

#### Assistant Coach • 2nd season at Tech

A former graduate assistant with the Georgia Tech men's basketball program, Pershin Williams joined the Yellow Jackets' men's basketball staff as assistant coach in April of 2023 following four seasons on the bench at Kennesaw State.

Now with 12 years of full-time college coaching experience, Williams helped head coach Amir Abdur-Rahim build the KSU program into a championship team in the Atlantic Sun Conference and an NCAA Tournament team in 2023. KSU went 26-9 last season, 15-3 in the A-Sun, and three Owls earned all-conference recognition after being picked to finish eighth in the pre-season conference poll.

### NATE BABCOCK

#### Assistant Coach • 2nd season at Tech

After two seasons as an assistant coach with the Grand Rapids Gold in the G League, Nate Babcock joined the Georgia Tech men's basketball staff as quality control coach in June of 2023. He returns to the collegiate ranks after nine years on the professional level.

Prior to his time in Grand Rapids, the G League affiliate of the Denver Nuggets, Babcock spent seven years in various support roles in the NBA and G League. He joined the Gold after three years as the special assistant to the head coach with the Atlanta Hawks organization where he assisted with player development as well as opponent scouting and game preparation.

### BONZI WELLS

#### Assistant Coach • 2nd season at Tech

A 12-year veteran of professional basketball, including 10 in the National Basketball Association, Bonzi Wells joined the Georgia Tech men's basketball staff as an assistant coach in August of 2023. Wells will concentrate his efforts on player development and on-court coaching.

Wells, 46, came to Tech following two seasons as the head coach at Division II LeMoyne-Owen College in Memphis, Tenn., where he led the Magicians to a 34-23 record across his two years, including an 18-11 mark in 2022-23.

GAME NOTES

# BIO UPDATES (see game-by-game stats and career highs in stat pack)

## 1 • Naithan George • G • 6-3 • 185 • So.

- Tech's top point guard in his second season on The Flats ... Has started the Yellow Jackets' last 46 games, dating back to Tech's Nov. 28 win over Mississippi State Nov. 28, 2023
- Has played most minutes on the team (32.7 mpg) this season, 35.4 in ACC games (6th-most in the league)
- Averaging 10.4 ppg, 4th on the team, hitting 37.3% from the floor, 30.4% from three-point range, 78.1% from the foul line
- ACC leader (18th in NCAA) in assist average (6.2 apg) and 5th in ACC in assist/turnover ratio (2.46-1)
- Assist average is highest since 1995-96 (Drew Barry, 6.6 apg) and would be 6th highest ever at Tech if season ended today
- Averaging 10.5 points, 5.9 assists, 4.4 rebounds in ACC games
- Has scored in double digits in 6 straight games (11.3 ppg), averaged 6.5 assists with a pair of double-doubles vs. Boston College (10/10) and SMU (11/10).
- 12 games in double-digit points this season, including a season-high 18 vs. UMBC ... Scored 13 vs. Cincinnati, 13 vs. Syracuse, 12 vs. North Carolina, 13 vs. Clemson
- Posted his first career double-double with 16 points and 11 assists (tied career high) vs. Central Arkansas
- Has had 21 games of six or more assists in his career, including 11 this season
- Scored in double digits 24 times in his Tech career, including a career-high of 24 in an ACC Tournament loss to Notre Dame last March
- Started Tech's final 28 games in 2023-24, averaging 29.8 minutes and playing well in Tech's ACC wins (10.6 ppg, 4.8 rpg, 47.4 pct. FG) ... Averaged 9.3 points and 4.6 assists (No. 2 in the ACC) in all games; 9.8 points and 5.0 assists (No. 2 in the ACC) in conference games
- Posted Tech's highest assist average (4.66) for a freshman since Javaris Crittenton in 2006-07 (5.75), and was Tech's first freshman since 2008-09 (Iman Shumpert) to have 100 or more assists (135)
- Finished his freshman year with a flurry, scoring a season-high 24 points (8-13 FG, 5-8 3-pt FG, 3-3 FT) with seven assists in Tech's ACC Tournament loss to Notre Dame ... Averaged 15.8 points (24-44 FG, 7-14 3-pt FG) and 4.8 assists over the final four games
- Scored 10 of his 20 points in the final 22 seconds of regulation and final minute of second OT to lift Tech over Clemson ... Scored the winning basket vs. North Carolina with a left-handed layup over Armando Bacot

## 2 • Javian McCollum • G • 6-2 • 175 • Sr. (TR)

- Name pronounced "JAY-vee-un muh-CALL-um"
- Transfer from Oklahoma who has become a worthy scoring partner with Lance Terry
- Started Tech's last 2 games, playing more than 36 minutes in each -- 11 pts, 5 ast vs. Clemson; 20 pts, 4 ast vs. FSU
- Averaged 16.6 ppg and 4.0 apg in Tech's last 7 games, including four games of 20+ points (21 vs. Notre Dame, 20 vs. Boston College, SMU, FSU) ... 44.7% FG, 39.4% 3pt FG, 23-25 FT, adding 13 steals
- In ACC games - 14.9 ppg (2nd on team), 4.1 apg (10th ACC), 45.5% FG (15th ACC), 39% 3pt FG (13th ACC), 90% FT (7th ACC)
- McCollum's 3 20-point games off the bench this season are the most for a Tech player since 2016-17 (Tadic Jackson had 6)
- Started Tech's first 5 games this season, then missed the next 4 after sustaining a concussion Nov. 23 vs. Cincinnati
- Returned to action Dec. 15 vs. Northwestern and has been an offensive force off the bench in the last 6 games
- Reached double-figures in Tech's first 4 games before his injury and is No. 2 on Tech's scoring chart at 12.9 points per game overall
- Overall, has connected on 45% of his shots from the floor (No. 2 on team), 39.2% from three-point range (No. 1) and 88.6% from the foul line (4th in ACC, 41st NCAA)
- Passed the 1,000-career-point milestone in the Jackets' season opener against West Georgia, when he scored 18 points ... Now has 1,184 career points
- Career - has connected on 43% of his shots from the floor, 35.4% from three-point range and 89.9% from the free throw line in his career (including Tech)
- Played one season at Oklahoma (2023-24) after competing for two years at Siena in Albany, N.Y. ... Has one season of eligibility at Tech
- No. 31 in ESPN's transfer portal ranking, and 247Sports deemed him No. 2 among transfers into ACC programs
- Averaged 12.2 points and 3.1 assists per game over his college career prior to Tech over 81 games (57 starts)
- Earned 2023-24 All-Big 12 honorable mention honors in 2023-24
- Appeared in 30 games (30 starts) last year at OU, averaging 13.3 points, 3.4 assists, 2.6 rebounds and 0.8 steals per outing
- Shot 40.4 percent (132-327) from the field, 31.4 percent (54-172) from deep and a school-record 94.3 percent (82-87) from the free throw line ... Made a program record 39 consecutive free throws

## 3 • Jaeden Mustaf • G • 6-5 • 210 • Fr.

- Consensus four-star combo guard with excellent size, court vision, play-making and shooting abilities... Name pronounced "JAY-dun MOO-stoff"
- Started 7 games as injuries have thinned Tech's rotation, but he missed the FSU game with a foot injury
- Scored in double digits 7 times, including 1st in an ACC game vs. Clemson (12 pts) ... 3 of them came in consecutive games vs. Charleston Southern (16), Central Arkansas (season-high 18) and Oklahoma (16)
- Sixth on Tech's scoring chart at 9.1 ppg while hitting 41.3% from the floor, 38.9% from 3-point range and 70.4% from the charity stripe
- Struggled in Tech's last 4 games before Clemson (6.5 ppg, 3.3 rpg, 2 assists, 5 turnovers) ... Hit 50% from the floor, but did not attempt a 3-punter and was 4-of-11 from the foul line
- Played in Tech's first game against West Georgia, missed the next two with a thumb injury before returning to play limited minutes vs. Georgia and Cincinnati
- Ranked No. 58 nationally overall and No. 7 at his position in the 247Sports Composite ranking coming out of high school
- Picked Tech over a top-six list that also included NC State, Maryland, Florida State, Indiana and Arkansas
- Attended Overtime Elite in Atlanta for his senior year after spending his junior season at Carmel Christian School in Matthews, N.C.
- Averaged 10.2 points, 5.6 assists and 3.8 rebounds over 16 games with the City Reapers team ... Improved to 11.1 points, 6.1 assists and 4.3 rebounds over eight games in the City Reapers' run to the finals, where they defeated RWE to win the OTE title
- Earned all-state honors at Carmel Christian and led his team to a 28-4 record and a berth in the state championship game ... Averaged 15.9 points, 5.8 rebounds and 3.8 assists per game at Carmel in 2022-23
- Prior to that, attended DeMatha Catholic High School in Hyattsville, Md.
- Son of the late Jerrod Mustaf, former Maryland star and first-round NBA draft pick

## 12 • Ryan Mutombo • C • 7-2 • 255 • Gr. (TR)

- Atlanta high school star who returned home to play at Georgia Tech following three seasons at Georgetown ... Has one season of eligibility at Tech ... Last name pronounced "moo-TOM-bo"
- Played in Tech's last 9 games (started 7 straight before Clemson) after sitting out the first 9 due to considerable time missed in the pre-season following the passing of his father Dikembe
- Averaging 3.1 points, 4.0 rebounds, and blocked 7 shots while averaging 13.4 minutes ... Led Tech in rebounds in 3 games
- In ACC games, has averaged 1.7 ppg, 3.3 rpg, blocked 3 shots and hit 5-of-14 from the floor
- Over 3 seasons at Georgetown, played a total of 54 games, making one start ... Averaged 8.1 minutes per game, 3.3 points and 2.3 rebounds ... Connected on 51.8 percent of his shots from the floor
- Appeared in 15 games last season, playing a total of 55 minutes ... Scored 11 points on the season and contributed 18 rebounds, a steal and a block ... Recorded a season-high four points and three rebounds in win over Le Moyne (Nov. 7)
- A product out of the Lovett School in Atlanta, was named All-State first team at center by the Atlanta Journal Constitution his senior season
- Surpassed the 1,500-point milestone at the Lovett School ... Was a 4-star prospect in the class of 2021 ranked No. 112 nationally by 247Sports, No. 17 among centers
- Son of the late Georgetown and Atlanta Hawks star Dikembe Mutombo

**BIO UPDATES (see game-by-game stats and career highs in stat pack)****11 • Baye Ndongo • F • 6-9 • 240 • So.**

- Name pronounced "BYE NDONG-go" ... Pronounce the "N" with no vowel before or after
- Voted second-team pre-season All-ACC for 2024-25
- Started Tech's last 48 games, dating back to Cincinnati early in the 2023-24 season ... Frequent foul trouble this season has limited him to 26.1 minutes per game (27.8 in ACC games) ... Has fouled out of 4 games (including 1 DQ), finished 5 others with 4 fouls
- Has made 52.8% of his shots from the floor, which would rank among the ACC's top 5 had he made enough field goals per game, and his rebound average of 7.4 ranks 10th
- Averaging 10.8 points (52.4% FG) and 7.8 rebounds in ACC games, including his 4th double-double of the season vs. Clemson (14 pts/12 reb) in a season-high 37:49
- Posted 19 points and 12 rebounds in Tech's ACC opener at North Carolina
- Scored in double digits 13 times, also posting double-doubles vs. North Florida (20 pts/10 reb) and Texas Southern (19/11) ... Missed 2 others by a single rebound
- Went 8-of-10 from the floor for 17 points and grabbed eight rebounds vs. Charleston Southern, scored 13 points (5-9 FG, 3-4 FT) with 9 rebounds vs. Central Arkansas
- Has 10 career double-doubles, including six as a freshman
- Made the ACC's All-Freshman team in 2024, first Jacket to do so since Josh Okogie in 2017 ... Finalist for the Kyle Macy Award (top freshman in Division I)
- Played and started final 29 games after missing the first three and most of the pre-season with a hand injury
- Tech's top rebounder at 8.2 per game and No. 2 scorer at 12.4 points per game ... Ranked No. 7 in the ACC in rebound average, No. 6 in offensive rebounds (2.55 per game), No. 2 in field goal percentage (55.8) and No. 12 in blocked shots (1.10 per game)
- Finished No. 3 among freshmen nationally in rebound average and No. 2 in field goal percentage
- One of two freshmen in the nation (JT Toppin of New Mexico was the other) to average at least 12.4 points, 8.2 rebounds, 1.1 blocks and hit 55 percent from the floor
- Only Chris Bosh and Derrick Favors exceeded Ndongo's numbers in those categories as freshmen at Tech
- Averaged 12.6 points and 7.7 rebounds in ACC games and hit 55.4 percent from the floor
- Named ACC Rookie of the Week three times ... Made the all-tournament team at the Diamond Head Classic (18.0 ppg, 9.3 rpg, 23-26 FG, 8-9 FT)
- Has a 7-foot, 2-inch wingspan ... Grew up in a soccer family, but an older sister persuaded him to try basketball at age 14

**35 • Emmer Nichols • F • 6-6 • 223 • r-So.**

- Non-scholarship player who joined the Tech program for the fall, 2022 semester ... Redshirted the 2022-23 season
- Played in 4 games in his career, 2 of those in Tech's games against Cincinnati last year and this year ... Scored his only points of this season against Alabama A&M Dec. 28
- Suffered a broken leg on Jan. 19 of last season and was sidelined the remainder of the season
- Versatile player and left-handed shooter who is skilled in all facets of the game
- No. 42-ranked player in the state of California according to Max Preps
- Played four years at Sacred Heart Preparatory School, serving two years as team captain
- Helped Sacred Heart to a pair of league championships, including a Central Coast Section title in 2021
- As a senior, led SHP to a 25-5 record overall as a senior and 14-0 mark in its league
- Earned second-team Central Coast Section WBAL all-league, first-team all-league in 2020 and 2022 (MVP and defensive player of the year in 2022)

**9 • Luke O'Brien • F • 6-8 • 225 • Sr. (TR)**

- Transfer from Colorado who played four seasons and was a key rotation player the last three for the Buffaloes ... Steadily improved and saw more playing time with each season
- Started Tech's first 2 games, getting 8 points and 10 rebounds against West Georgia, 15 points and eight boards against North Florida
- Missed the Texas Southern game with an ankle injury, and the last 8 games with a foot injury ... Has played in only 1 ACC game
- Started 4 games after Kowacie Reeves, Jr., was sidelined with a foot injury before sustaining his own injury ... Best game was 7 points (3-3 FG, 1-1- 3pt FG) with 4 rebounds at Oklahoma
- Averaged 21.1 minutes in games he has played ... Has hit 47.1% of his shots from the floor for the season, No. 3 on the team, 9-of-28 on threes ... Good on a team-high 65.2% of his shots from inside the 3-point arc
- Played in 111 games and made 29 career starts at Colorado, 19 of those last season ... Averaged 4.8 points and 3.7 rebounds for this career, hitting 44 percent of his shots from the floor and 35 percent from three-point range
- Helped Colorado reach the NCAA Tournament twice in his time as a Buffalo
- Helped lead Colorado to the NCAA Tournament, the championship game of the Pac-12 Tournament and a program-record 26 victories in 2023-24
- Averaged a career-best 6.7 points and 3.8 rebounds per game in 2023-24 ... Played 35 games, starting 19, and averaged 23.6 minutes
- Connected on 45.6 percent of his shots from the floor, 37.6 percent from three-point range and 65.8 percent from the foul line
- Scored in double digits 10 times, two of those against Pac-12 teams and one in Colorado's second-round NCAA Tournament win over Florida, when he went 5-for-5 from the floor and scored 12 points

**45 • Doryan Onwuchekwa • C • 6-11 • 240 • Fr.**

- Name pronounced "DOR-ee-un ON-woo-CHECK-wuh" ... Teammates call him "D.O."
- Played in 10 games, starting 8 in the post ... Averaged 18.2 minutes per game, high of 27:03 vs. Texas Southern
- Missed last 9 games for personal reasons
- Averaged 3.5 ppg and 5.1 rpg in his 8 starts (3.5 ppg, 4.9 rpg for the season)
- Set season highs of seven points and 11 boards vs. Georgia
- Turned the ball over just 4 times all season, and has the team's best turnover rate (ranks No. 142 nationally) ... 2nd on the team with 6 blocked shots
- Three-star center prospect who attended the Faith Family Academy of Oak Cliff in Dallas, Texas
- Ranked No. 112 nationally by 247Sports Composite, No. 19 at his position and No. 7 overall in the state of Texas
- Helped Faith Family Academy at Oak Cliff to a 118-24 record over four years under head coach Brandon Thomas, and a perfect 34-0 mark in district play
- The Eagles won University Interscholastic League 4A state titles in 2022, 2023 and 2024, and lost in the state semifinals his freshman year
- Earned all-state honors by the Texas Association of Basketball Coaches, and was named to the all-Dallas metro team (2nd-team in 2023, 1st-team in 2024) by the Dallas Morning News ... Selected to the 4A Boys all-tournament team in 2023 and 2024
- Was a McDonald's All-American game nominee
- In the final two games of Faith Family Academy's 2023 title run, he scored 34 points and had 28 rebounds, seven assists and five blocks



**BIO UPDATES (see game-by-game stats and career highs in stat pack)****31 • Duncan Powell • F • 6-8 • 235 • r-Jr. (TR)**

- Former top-100 high school prospect who transferred to Tech from Sacramento State
- Steady performer in the frontcourt in 18 games off the bench (1 start vs. Clemson), averaging 22.6 minutes, 8.7 points with 5.6 rebounds per game (2nd on the team)
- Emerged as a top bench performer in late December/early January games, reaching double figures 5 times in 7 games and posting a double-double at SMU (13 pts/11 rebounds)
- Made 1st start of the season vs. Clemson (9 pts/7 reb), then scored 20 (11-12 FT) with 6 boards at FSU
- Scored career-high 21 points vs. Notre Dame (3-8 3pt FG), 11 vs. Boston College in back-to-back games
- Also scored 13 with 11 rebounds at SMU and 13 with 5 rebounds vs. Duke
- Averaging 11.5 ppg (3rd on team), 5.5 rpg (2nd on team) in ACC games, hitting 34.4% of his 3-point tries
- Has 7 games with double-digit points, all vs. Power 4 teams (10 vs. Cincinnati, 11 vs. Oklahoma, 13 vs. Duke, 21 vs. Notre Dame, 11 vs. Boston College, 13 at SMU, 20 at FSU)
- Posted first double-double as a Yellow Jacket and 9th of his career with 11 points and a season-high 12 rebounds at Oklahoma
- Has two years of Division I collegiate experience, having spent two years (red-shirted one year) at North Carolina A&T
- Played in 29 games, including 23 starts last season at Sac State ... Missed the final five games of the season with injury
- Was the Hornets' leading scorer (12.1 ppg) and rebounder (7.0 rpg) ... The rebounds ranked sixth in the Big Sky Conference
- Also averaged 26.5 minutes while shooting 49 percent from the field and 69 percent from the free throw line ... Averaged 3.8 trips to the free throw line per game
- Scored in double figures 21 times, pulled 10-plus rebounds six times, and had 5 double-doubles
- Played in 30 games for North Carolina A&T in 2022-23, including four starts ... Named to the CAA all-Rookie team ... Averaged 8.0 points, 5.7 rebounds, 0.7 steals, 0.7 blocked shots and 22.5 minutes per game
- Born in Conover, N.C., but went to high school at DeSoto High School in DeSoto, Texas ... Sidelined his senior year of HS and freshman year at NC A&T due to injury
- Ranked No. 84 overall in the 2021 class according to ESPN

**14 • Kowacie Reeves, Jr. • F • 6-7 • 205 • Sr.**

- First name pronounced "ko-WAY-see" ... Teammates and coaches call him "WAY-see"
- Published his first book in June of 2024, a self-help book entitled "I Am Not Your Doctrine," and has a second book set to publish at the end of January ... Set to graduate this May
- Steady player on both ends of the floor who started all 38 games as a Yellow Jacket since transferring from Florida, including the first six this season, until suffering a foot injury and missing the last 13 games
- Averaged 9.3 points, 6th on the team, with just 3 turnovers
- Reached double-digits in Tech's first three games this season, averaging 15.7 points per game (No. 2 on Tech's scoring chart), before going just 4-for-15 for 9 points total in Tech's last 3 games
- Reliable three-point shooter who led the Jackets last season, and has hit 28.1 percent prior to his injury
- Blocked team-high seven shots and averaged 2.5 rebounds per game
- No. 3 in Tech's scoring column at 9.8 points per game in 2023-24, hitting double digits in 13 games
- Established career highs for himself in every statistical category except free throws made and attempted
- Connected on 41.7 percent of his shots from the floor, No. 2 on the team in three-point rate (38.3 pct.) and No. 2 in free throw percentage (84.0 pct.)
- No. 3 on the team blocked shots (16) and fourth in steals (16)
- Averaged 9.2 points and 3.7 rebounds in ACC games, while connecting on 40.7 percent from the floor and team-high 41.3 percent on threes
- Has 126 three-point field goals in his college career, including 60 in 38 games at Tech (68 in his first two full seasons in college)
- Surpassed 700 points for his career at Miami, now at 792
- Tallied 14 points (5-7 FG, 4-5 3pt FG) with four rebounds in his ACC debut vs. Duke ... Scored 15 with five boards vs. Penn State ... Had 18 points with six boards at Florida State ... Had 15 points on five three-pointers at Clemson
- Former four- and five-star-rated recruit from Georgia who played two seasons at Florida before transferring to Georgia Tech ... Helped lead Florida to appearances in the NIT both of his seasons in Gainesville ... Averaged 7.1 points and 2.1 rebounds in 60 games (17 starts), averaging 17.5 minutes per game

**33 • Marcos San Miguel • G • 6-4 • 203 • So.**

- Second-year non-scholarship student-athlete from Campbell High School in Smyrna
- Has action in two games in his career (both vs. Alabama A&M) ... Scored the first points of his college career in the most recent meeting on Dec. 28, hitting 2-of-5 shots from the floor
- Four-year varsity letterwinner in basketball at Campbell High School, serving as team captain three years ... Helped the Spartans to a 17-12 overall record as a senior
- Graduated from Campbell with a 4.77 weighted GPA ... Also served in IB Leadership Core Team, Human Rights Club (Vice President), Interact Service Club, Chess Club, Academic Quiz Bowl, National Honor Society, Spanish Honor Society, Campbell Fellowship
- Gold Scholar at Georgia Tech enrolled in computer science with a minor in Spanish
- Officiates youth basketball in his spare time for East Marietta Basketball, Inc. ... Founded and leads organization called Take a Charge National Fundraising Campaign, in which he seeks donations for each charge he takes in basketball games, originating to raise funds for a friend who suffered a traumatic brain injury playing football, with additional funds directed toward people in need

**30 • Ibrahim Souare • F • 6-9 • 225 • r-Fr.**

- Name pronounced "EE-bruh-HEEM SWAR-ay (rhymes with soiree)"
- Energetic power forward prospect from Guinea who was recruited out of Canyon International Academy in Glendale, Ariz.
- Played in 16 games off the bench, averaging 12.5 minutes of action (15.5 mpg vs. ACC) and giving the Jackets great activity around the basket at both ends of the floor
- Played more than 13 minutes in each of Tech's last 8 games ... Started the last 2 vs. Clemson and FSU (49 minutes, 8 rebounds) ... Hit 10-of-16 FG, averaged 2.5 ppg, 3.6 rpg and blocked 8 shots
- Set season highs of 8 points, 6 rebounds and 2 blocks Dec. 28 vs. Alabama A&M ... Led Tech with 6 rebounds and 4 blocks vs. Boston College
- Played more than 30 minutes total in Tech's wins over Charleston Southern and Central Arkansas
- Scored six points and four rebounds in 17:01 vs. Charleston Southern ... Scored 4 points with 4 rebounds in 14 minutes vs. Duke
- Enrolled for fall semester and eligible to play in 2023-24 ... Took a red-shirt year and did not see action in 2023-24
- Measured 7-2 wingspan, 30-inch vertical leap ... Listed at 6-foot-7 for the FIBA 2022 U18 Championship, grown two inches since then
- Averaged 11.7 points, 7.7 rebounds and 1.7 assists for Guinea in the 2022 FIBA U18 African Championship in Madagascar ... Averaged 29.3 minutes over six games

**10 • Darrion Sutton • F • 6-8 • 205 • Fr.**

- Four-star forward prospect from the St. Louis, Mo., area who spent his senior year at Overtime Elite in Atlanta after his game and his recruitment took off over the summer of 2023
- Left-handed shooter ... First name pronounced "DARE-ee-on"
- Saw more court time in the 3 games prior to Notre Dame due to Tech's injury situation, averaging around 12 minutes, scoring 8 points with 7 rebounds ... Has not played since Dec. 28 (Alabama A&M)
- Played in the opener against West Georgia, missed 8 games with an injury, returned to play 3 minutes vs. Northwestern
- Ranked No. 98 nationally in the 247Sports Composite rankings, No. 24 among small forwards and No. 11 overall in the state of Georgia
- Chose the Yellow Jackets over Michigan and Missouri
- Averaged 10.6 points, 8.2 rebounds and 3.5 assists over a 17-game schedule for Team RWE at Overtime Elite in 2023-24, hitting 58.4 percent of his shots from the floor
- Helped RWE advance to the championship series of the OTE playoff, averaging 3.7 points, 4.0 rebounds and 2.3 assists over seven games
- Played his junior year at Denver (Colo.) Accelerated Way ... Participated in the NBPA Top 100 Camp and Pangos All-American Camp in the summer of 2023

## BIO UPDATES (see game-by-game stats and career highs in stat pack)

### 0 • Lance Terry • G • 6-3 • 200 • Sr.

- Experienced and versatile guard who returned from a red-shirt year in 2023-24 ... Recovered from a pre-season injury that forced him to miss the first eight games of last season, but elected to red-shirt and return to action in 2024-25
- Missed the Clemson game with a right hand injury but returned to score 23 at FSU
- Tech's top outside threat who also attacks the basket with authority
- Averaging a career-high 15.8 points while hitting 46.8% of his shots from the floor (12th in the ACC), 38.9% from 3-point range and 73.2% from the foul line ... Also tops the team in steals (23)
- Averaging team-high 16.3 points in ACC games, including a game-high 22 points in Tech's ACC opener at North Carolina and 23 at Florida State, 20 vs. Boston College
- Prolific and accurate 3-point shooter who has made 5 threes in a game 3 times this season, and ranks among the ACC's top 5 in percentage, 3-pointers made per game (2.33), total 3-pointers made (42) and attempted (108)
- Scored 20 or more points 6 times, including 22 at North Carolina, 20 vs. Georgia, 20 vs. Boston College, 20 at Florida State
- Set career high in a Tech uniform with 25 points against Central Arkansas, which included 5 3-point field goals and a perfect 4-of-4 from the foul line
- Scored in double digits 15 times this season, missing only against West Georgia (9), Cincinnati (7) and Duke (7) and has led the Jackets in scoring 8 times
- Surpassed the 1,000-point milestone for his career at Oklahoma (now has 1,177) and has 177 career three-point field goals
- Career 37.6% shooter from 3-point range, 38.9% at Georgia Tech
- Atlanta-area high school product who played three seasons at Gardner-Webb University before transferring to Georgia Tech prior to the 2022-23 season
- No. 2 on the team in scoring at 10.1 points per game in 2022-23 while hitting 42.1 percent of his shots from the floor, 38.8 from three-point range (top percentage on the team) and 81.4 percent from the foul line
- Averaged 11.4 points in ACC games (No. 2 on the team), connecting on 41.3 percent from the floor, a team-high 42.1 from three-point distance and 79.4 percent from the free throw stripe
- Was a key figure both as a starter and a reserve offensively, and his best offensive games occurred in Tech's seven ACC wins (tournament win included)
- In those seven wins, averaged 17.7 points, connected on 47.3 percent of his field goals, and 52.1 percent of his threes, playing the full 40 minutes in all but the Syracuse game, in which he was subbed out with 56 seconds left when the Jackets emptied the bench
- Started 21 of the 29 games he played, including 15 ACC games (regular season plus tournament)
- Thirteen double-figure scoring games altogether in 2022-23, eight in ACC games

### 32 • Dyllan Thompson • G/F • 6-7 • 215 • Fr.

- Non-scholarship wing player who committed to the Yellow Jackets in June of 2024 and enrolled for the fall semester as a freshman
- Attended Second Baptist School in Houston his junior and senior years
- Led his team in scoring at 18 points per game, and averaged 7.3 rebounds and 2.5 assists per game as a senior, helping the Eagles post a 29-9 overall record and a 13-1 mark in their district
- Also connected on 35 percent of his three-point tries (175 attempts) and 80 percent of his free throws
- Made the all-tournament team for the Texas Association of Private and Parochial Schools post-season tournament
- Selected second-team all-state and first-team all-district as a junior
- Also competed in the high jump for Second Baptist's track and field team
- Played for John Lucas' Nike EYBL team, JL3 ... Participated in the 2023 NBPA Top 100 camp in Orlando, Fla.
- Prior to Second Baptist, attended St. Anne's Belfield in Charlottesville, Va., where he averaged 3.2 points and 2.7 rebounds over 25 games in 2021-22
- Son of former USC All-American and 9-time WNBA all-star Tina Thompson

# 2024-25 SEASON STATISTICS AND RESULTS

## Game Records

Record	Overall	Home	Away	Neutral
ALL GAMES	8-11	8-5	0-5	0-1
CONFERENCE	2-6	2-2	0-4	0-0
NON-CONFERENCE	6-5	6-3	0-1	0-1

## Score by Periods

Team	1st	2nd	OT	TOT
Georgia Tech	700	723	0	1423
Opponents	644	761	0	1405

## Team Box Score

No.	Player	Total			3-Point		F-Throw		Rebounds				Other									
		GP-GS	MIN	AVG	FG-FGA	FG%	3FG-3FGA	3FG%	FT-FTA	FT%	OFF	DEF	TOT	AVG	PF	DQ	A	TO	BLK	STL	PTS	AVG
0	TERRY, Lance	18-13	575:11	32.0	101-216	.468	42-108	.389	41-56	.732	11	36	47	2.6	34	0	30	28	5	23	285	15.8
2	MCCOLLUM, Javian	15-7	409:39	27.3	63-140	.450	29-74	.392	39-44	.886	3	35	38	2.5	21	1	53	28	2	20	194	12.9
11	NDONGO, Baye	19-19	495:36	26.1	84-159	.528	4-9	.444	47-77	.610	39	102	141	7.4	61	3	28	45	13	16	219	11.5
1	GEORGE, Naithan	19-19	620:53	32.7	72-193	.373	28-92	.304	25-32	.781	7	62	69	3.6	33	0	118	48	8	14	197	10.4
14	REEVES JR., Kowacie	6-6	143:11	23.9	22-57	.386	9-32	.281	3-5	.600	6	9	15	2.5	12	0	6	3	7	4	56	9.3
3	MUSTAF, Jaeden	16-7	381:06	23.8	50-121	.413	7-18	.389	38-54	.704	16	37	53	3.3	42	1	27	24	1	15	145	9.1
31	POWELL, Duncan	18-1	406:05	22.6	49-116	.422	16-50	.320	42-62	.677	31	70	101	5.6	29	1	14	16	8	10	156	8.7
9	O'BRIEN, Luke	10-6	211:27	21.1	24-51	.471	9-28	.321	7-9	.778	12	32	44	4.4	23	1	6	8	2	2	64	6.4
33	SAN MIGUEL, Marcos	1-0	03:26	3.4	2-5	.400	0-0	.000	0-0	.000	0	0	0	0.0	0	0	0	1	0	0	4	4.0
45	ONWUCHEKWA, Doryan	10-8	181:46	18.2	15-45	.333	3-18	.167	2-10	.200	18	31	49	4.9	32	2	8	4	6	4	35	3.5
12	MUTOMBO, Ryan	9-7	120:27	13.4	13-28	.464	0-0	.000	2-5	.400	12	24	36	4.0	7	0	2	5	7	1	28	3.1
30	SQUARE, Ibrahim	16-2	200:29	12.5	13-21	.619	0-1	.000	4-16	.250	14	31	45	2.8	36	0	2	8	9	2	30	1.9
10	SUTTON, Darrion	5-0	46:25	9.3	1-4	.250	0-2	.000	6-10	.600	1	6	7	1.4	3	0	1	1	2	2	8	1.6
35	NICHOLS, Emmer	2-0	04:19	2.2	1-2	.500	0-0	.000	0-0	.000	1	1	2	1.0	0	0	0	1	1	0	2	1.0
Team											33	34	67				15					
<b>Total</b>		<b>19</b>	<b>3800</b>		<b>510-1158</b>	<b>.440</b>	<b>147-432</b>	<b>.340</b>	<b>256-380</b>	<b>.674</b>	<b>204</b>	<b>510</b>	<b>714</b>	<b>37.6</b>	<b>333</b>	<b>9</b>	<b>295</b>	<b>235</b>	<b>71</b>	<b>113</b>	<b>1423</b>	<b>74.9</b>
<b>Opponents</b>		<b>19</b>	<b>3800</b>		<b>494-1164</b>	<b>.424</b>	<b>156-447</b>	<b>.349</b>	<b>261-369</b>	<b>.707</b>	<b>196</b>	<b>490</b>	<b>686</b>	<b>36.1</b>	<b>327</b>	<b>5</b>	<b>271</b>	<b>216</b>	<b>63</b>	<b>127</b>	<b>1405</b>	<b>73.9</b>

## Team Statistics

	GATECH	OPP
<b>Scoring</b>	<b>1423</b>	<b>1405</b>
Points per game	74.9	73.9
Scoring margin	+0.9	-
<b>Field goals-att</b>	<b>510-1158</b>	<b>494-1164</b>
Field goal pct	.440	.424
<b>3 point fg-att</b>	<b>147-432</b>	<b>156-447</b>
3-point FG pct	.340	.349
3-pt FG made per game	7.7	8.2
<b>Free throws-att</b>	<b>256-380</b>	<b>261-369</b>
Free throw pct	.674	.707
F-Throws made per game	13.5	13.7
<b>Rebounds</b>	<b>714</b>	<b>686</b>
Rebounds per game	37.6	36.1
Rebounding margin	+1.5	-
<b>Assists</b>	<b>295</b>	<b>271</b>
Assists per game	15.5	14.3
<b>Turnovers</b>	<b>235</b>	<b>216</b>
Turnovers per game	12.4	11.4
Turnover margin	-1.0	-
Assist/turnover ratio	1.3	1.3
<b>Steals</b>	<b>113</b>	<b>127</b>
Steals per game	5.9	6.7
<b>Blocks</b>	<b>71</b>	<b>63</b>
Blocks per game	3.7	3.3
<b>Winning streak</b>	<b>0</b>	<b>-</b>
Home win streak	0	-
<b>Attendance</b>	<b>57726</b>	<b>52957</b>
Home games-Avg/Game	13-4440	5-10591
Neutral site-Avg/Game	-	1-0

## Team Results

Date	Opponent		Score	Att.
11/06/2024	West Ga.	W	85-62	3530
11/10/2024	North Florida	L	93-105	3553
11/12/2024	Texas Southern	W	81-62	3384
11/15/2024	Georgia	L	69-77	6622
11/23/2024	Cincinnati	L	58-81	4970
11/27/2024	Charleston So.	W	91-67	3414
11/30/2024	Central Ark.	W	87-68	3414
12/03/2024	at Oklahoma	L	61-76	7725
12/07/2024	at North Carolina	L	65-68	19020
12/15/2024	vs Northwestern	L	60-71	0
12/18/2024	UMBC	W	91-82	3494
12/21/2024	Duke	L	56-82	8005
12/28/2024	Alabama A&M	W	92-49	4430
12/31/2024	Notre Dame	W	86-75	4914
01/04/2025	Boston College	W	85-64	3949
01/07/2025	at Syracuse	L	55-62	13935
01/11/2025	at SMU	L	71-93	5526
01/14/2025	Clemson	L	59-70	4047
01/18/2025	at Florida St.	L	78-91	6751

GAME NOTES





# 2024-25 SEASON STATISTICS AND RESULTS - ACC ONLY

## Game Records

Record	Overall	Home	Away	Neutral
ALL GAMES	2-6	2-2	0-4	0-0
CONFERENCE	2-6	2-2	0-4	0-0
NON-CONFERENCE	0-0	0-0	0-0	0-0

## Score by Periods

Team	1st	2nd	OT	TOT
Georgia Tech	245	310	0	555
Opponents	275	330	0	605

## Team Box Score

No.	Player				Total		3-Point		F-Throw		Rebounds											
		GP-GS	MIN	AVG	FG-FGA	FG%	3FG-3FGA	3FG%	FT-FTA	FT%	OFF	DEF	TOT	AVG	PF	DQ	A	TO	BLK	STL	PTS	AVG
0	TERRY, Lance	7-7	237:30	33.9	40-91	.440	15-45	.333	19-28	.679	4	10	14	2.0	12	0	12	11	3	10	114	16.3
2	MCCOLLUM, Javian	7-2	212:60	30.4	35-77	.455	16-41	.390	18-20	.900	2	14	16	2.3	6	0	29	11	1	12	104	14.9
31	POWELL, Duncan	8-1	217:58	27.2	27-68	.397	11-32	.344	27-37	.730	16	28	44	5.5	18	1	5	8	3	7	92	11.5
11	NDONGO, Baye	8-8	222:12	27.8	33-63	.524	2-6	.333	18-30	.600	16	46	62	7.8	26	2	10	19	6	7	86	10.8
1	GEORGE, Naithan	8-8	283:32	35.4	33-90	.367	12-40	.300	6-10	.600	4	31	35	4.4	12	0	47	25	6	5	84	10.5
3	MUSTAF, Jaeden	7-5	171:31	24.5	18-46	.391	2-5	.400	11-20	.550	5	15	20	2.9	20	1	4	14	1	5	49	7.0
45	ONWUCHEKWA, Doryan	1-1	18:43	18.7	1-5	.200	1-2	.500	0-0	.000	1	3	4	4.0	4	0	1	0	1	0	3	3.0
12	MUTOMBO, Ryan	6-5	74:49	12.5	5-14	.357	0-0	.000	0-1	.000	6	14	20	3.3	5	0	0	1	3	1	10	1.7
30	SQUARE, Ibrahim	8-2	135:26	16.9	6-10	.600	0-0	.000	0-6	.000	4	19	23	2.9	21	0	2	5	7	2	12	1.5
10	SUTTON, Darrion	1-0	11:52	11.9	0-1	.000	0-1	.000	1-2	.500	0	0	0	0.0	0	0	0	0	0	0	1	1.0
9	O'BRIEN, Luke	1-1	13:28	13.5	0-2	.000	0-2	.000	0-0	.000	0	0	0	0.0	3	0	0	1	0	0	0	0.0
Team											20	10	30					7				
<b>Total</b>		<b>8</b>	<b>1600</b>		<b>198-467</b>	<b>.424</b>	<b>59-174</b>	<b>.339</b>	<b>100-154</b>	<b>.649</b>	<b>78</b>	<b>190</b>	<b>268</b>	<b>33.5</b>	<b>127</b>	<b>4</b>	<b>110</b>	<b>102</b>	<b>31</b>	<b>49</b>	<b>555</b>	<b>69.4</b>
<b>Opponents</b>		<b>8</b>	<b>1600</b>		<b>225-487</b>	<b>.462</b>	<b>64-183</b>	<b>.350</b>	<b>91-126</b>	<b>.722</b>	<b>86</b>	<b>214</b>	<b>300</b>	<b>37.5</b>	<b>134</b>	<b>1</b>	<b>132</b>	<b>96</b>	<b>29</b>	<b>57</b>	<b>605</b>	<b>75.6</b>

## Team Statistics

	GATECH	OPP
<b>Scoring</b>	<b>555</b>	<b>605</b>
Points per game	69.4	75.6
Scoring margin	-6.3	-
<b>Field goals-att</b>	<b>198-467</b>	<b>225-487</b>
Field goal pct	.424	.462
<b>3 point fg-att</b>	<b>59-174</b>	<b>64-183</b>
3-point FG pct	.339	.350
3-pt FG made per game	7.4	8.0
<b>Free throws-att</b>	<b>100-154</b>	<b>91-126</b>
Free throw pct	.649	.722
F-Throws made per game	12.5	11.4
<b>Rebounds</b>	<b>268</b>	<b>300</b>
Rebounds per game	33.5	37.5
Rebounding margin	-4.0	-
<b>Assists</b>	<b>110</b>	<b>132</b>
Assists per game	13.8	16.5
<b>Turnovers</b>	<b>102</b>	<b>96</b>
Turnovers per game	12.8	12.0
Turnover margin	-0.8	-
Assist/turnover ratio	1.1	1.4
<b>Steals</b>	<b>49</b>	<b>57</b>
Steals per game	6.1	7.1
<b>Blocks</b>	<b>31</b>	<b>29</b>
Blocks per game	3.9	3.6
<b>Winning streak</b>	<b>0</b>	<b>-</b>
Home win streak	0	-
<b>Attendance</b>	<b>20915</b>	<b>45232</b>
Home games-Avg/Game	4-5229	4-11308
Neutral site-Avg/Game	-	0-0

## Team Results

Date	Opponent		Score	Att.
12/07/2024	at North Carolina	L	65-68	19020
12/21/2024	Duke	L	56-82	8005
12/31/2024	Notre Dame	W	86-75	4914
01/04/2025	Boston College	W	85-64	3949
01/07/2025	at Syracuse	L	55-62	13935
01/11/2025	at SMU	L	71-93	5526
01/14/2025	Clemson	L	59-70	4047
01/18/2025	at Florida St.	L	78-91	6751

# 2024-25 SEASON STATISTICS - POINTS/REBOUNDS/ASSISTS

Opponent	Date	Score		0	1	2	3	9	10	11	12	14	30	31
				TERRY,LANC	GEORGE,NAI	MCCOLLUM,J	MUSTAF,JA	O'BRIEN,LU	SUTTON,DAR	NDONGO,BAY	MUTOMBO,RY	REEVES JR.	SOUARE,IBR	POWELL,DUN
West Ga.	11/06/2024	85-62	W	9-3-1	7-1-7	18-4-5	4-2-2	8-10-1	0-0-0	10-7-4	DNP	15-4-0	1-3-0	9-1-0
North Florida	11/10/2024	93-105	L	14-3-1	5-6-7	14-3-6	DNP	15-8-1	DNP	20-10-3	DNP	17-1-3	DNP	4-6-1
Texas Southern	11/12/2024	81-62	W	13-1-2	16-3-6	14-5-1	DNP	DNP	DNP	19-11-1	DNP	15-7-3	0-5-0	4-2-0
Georgia	11/15/2024	69-77	L	20-3-2	6-0-3	13-4-3	1-3-1	6-6-0	DNP	14-4-0	DNP	2-0-0	0-0-0	DNP
Cincinnati	11/23/2024	58-81	L	7-1-0	13-0-1	5-2-2	2-1-3	4-5-0	DNP	5-6-1	DNP	3-1-0	3-1-0	10-3-0
Charleston So.	11/27/2024	91-67	W	15-5-4	17-4-7	DNP	16-3-2	3-3-1	DNP	17-8-1	DNP	4-2-0	6-4-0	7-8-1
Central Ark.	11/30/2024	87-68	W	25-2-1	16-4-11	DNP	18-4-2	8-2-1	DNP	13-9-0	DNP	DNP	0-3-0	3-9-2
at Oklahoma	12/03/2024	61-76	L	14-3-0	8-0-5	DNP	16-2-2	7-4-1	DNP	4-4-0	DNP	DNP	0-0-0	11-12-1
at North Carolina	12/07/2024	65-68	L	22-4-2	12-8-4	DNP	6-4-1	0-0-0	DNP	19-12-1	DNP	DNP	0-0-0	3-2-0
vs Northwestern	12/15/2024	60-71	L	17-4-2	3-7-7	3-2-2	11-6-0	6-2-0	0-0-0	4-5-0	10-7-1	DNP	DNP	6-5-2
UMBC	12/18/2024	91-82	W	15-5-3	18-3-8	5-1-3	15-5-5	7-4-1	4-3-0	17-9-4	6-7-0	DNP	DNP	4-4-0
Duke	12/21/2024	56-82	L	7-0-0	4-3-4	6-0-3	5-1-1	DNP	1-0-0	14-1-4	2-6-0	DNP	4-4-0	13-5-0
Alabama A&M	12/28/2024	92-49	W	22-3-2	4-6-9	18-1-2	13-7-6	DNP	3-4-1	10-6-4	2-2-1	DNP	8-6-0	6-7-2
Notre Dame	12/31/2024	86-75	W	14-2-0	11-5-6	21-1-6	5-5-2	DNP	DNP	10-6-1	2-3-0	DNP	2-1-0	21-3-2
Boston College	01/04/2025	85-64	W	20-2-3	10-3-10	20-5-4	8-2-0	DNP	DNP	14-4-1	0-4-0	DNP	2-6-1	11-5-0
at Syracuse	01/07/2025	55-62	L	18-1-1	13-5-5	6-4-2	8-6-0	DNP	DNP	6-8-0	2-3-0	DNP	0-4-0	2-5-0
at SMU	01/11/2025	71-93	L	10-4-4	11-5-10	20-4-5	5-0-0	DNP	DNP	6-7-1	4-2-0	DNP	2-0-1	13-11-1
Clemson	01/14/2025	59-70	L	DNP	13-3-4	11-0-5	12-2-0	DNP	DNP	14-12-1	0-2-0	DNP	0-6-0	9-7-0
at Florida St.	01/18/2025	78-91	L	23-1-2	10-3-4	20-2-4	DNP	DNP	DNP	3-12-1	DNP	DNP	2-2-0	20-6-2

Opponent	Date	Score		33	35	45
				SAN MIGUEL,NICHOLS,EM	ONWUCHEKWA	
West Ga.	11/06/2024	85-62	W	DNP	DNP	4-7-0
North Florida	11/10/2024	93-105	L	DNP	DNP	4-1-0
Texas Southern	11/12/2024	81-62	W	DNP	DNP	0-9-1
Georgia	11/15/2024	69-77	L	DNP	DNP	7-11-2
Cincinnati	11/23/2024	58-81	L	DNP	0-0-0	6-4-1
Charleston So.	11/27/2024	91-67	W	DNP	DNP	6-2-2
Central Ark.	11/30/2024	87-68	W	DNP	DNP	4-6-1
at Oklahoma	12/03/2024	61-76	L	DNP	DNP	1-5-0
at North Carolina	12/07/2024	65-68	L	DNP	DNP	3-4-1
vs Northwestern	12/15/2024	60-71	L	DNP	DNP	0-0-0
UMBC	12/18/2024	91-82	W	DNP	DNP	DNP
Duke	12/21/2024	56-82	L	DNP	DNP	DNP
Alabama A&M	12/28/2024	92-49	W	4-0-0	2-2-0	DNP
Notre Dame	12/31/2024	86-75	W	DNP	DNP	DNP
Boston College	01/04/2025	85-64	W	DNP	DNP	DNP
at Syracuse	01/07/2025	55-62	L	DNP	DNP	DNP
at SMU	01/11/2025	71-93	L	DNP	DNP	DNP
Clemson	01/14/2025	59-70	L	DNP	DNP	DNP
at Florida St.	01/18/2025	78-91	L	DNP	DNP	DNP



# 2024-25 SEASON STATISTICS - GEORGIA TECH GAME-BY-GAME

Opponent	Date	Score	W	Total		3-Pointers		Free throws		Rebounds										
				FG-FGA	PCT	3FG-3FGA	PCT	FT-FTA	PCT	OFF	DEF	TOT	AVG	PF	A	TO	BLK	STL	PTS	AVG
West Ga.	11/06/2024	85-62	W	33-68	.485	7-27	.259	12-17	.706	13	36	49	49.0	16	20	12	6	5	85	85.0
North Florida	11/10/2024	93-105	L	37-79	.468	13-29	.448	6-12	.500	13	25	38	43.5	20	22	10	2	4	93	89.0
Texas Southern	11/12/2024	81-62	W	22-58	.379	11-36	.306	26-34	.765	14	35	49	45.3	19	14	14	5	3	81	86.3
Georgia	11/15/2024	69-77	L	23-63	.365	6-23	.261	17-22	.773	10	24	34	42.5	28	11	13	3	5	69	82.0
Cincinnati	11/23/2024	58-81	L	21-59	.356	5-20	.250	11-20	.550	12	17	29	39.8	14	8	12	1	5	58	77.2
Charleston So.	11/27/2024	91-67	W	38-72	.528	3-11	.273	12-20	.600	13	29	42	40.2	26	18	7	1	10	91	79.5
Central Ark.	11/30/2024	87-68	W	29-61	.475	13-32	.406	16-20	.800	12	29	41	40.3	15	18	5	1	7	87	80.6
at Oklahoma	12/03/2024	61-76	L	22-53	.415	5-19	.263	12-18	.667	7	26	33	39.4	21	9	11	4	4	61	78.1
at North Carolina	12/07/2024	65-68	L	20-64	.313	8-27	.296	17-24	.708	11	26	37	39.1	20	9	14	4	5	65	76.7
vs Northwestern	12/15/2024	60-71	L	22-56	.393	7-24	.292	9-13	.692	8	34	42	39.4	15	14	16	4	1	60	75.0
UMBC	12/18/2024	91-82	W	32-61	.525	8-16	.500	19-29	.655	14	28	42	39.6	15	24	14	5	7	91	76.5
Duke	12/21/2024	56-82	L	21-58	.362	6-17	.353	8-10	.800	9	16	25	38.4	15	12	10	5	5	56	74.8
Alabama A&M	12/28/2024	92-49	W	33-61	.541	10-21	.476	16-21	.762	10	37	47	39.1	17	27	19	8	13	92	76.1
Notre Dame	12/31/2024	86-75	W	30-53	.566	8-20	.400	18-25	.720	9	21	30	38.4	14	17	8	4	5	86	76.8
Boston College	01/04/2025	85-64	W	31-53	.585	8-17	.471	15-27	.556	4	28	32	38.0	15	19	9	5	8	85	77.3
at Syracuse	01/07/2025	55-62	L	24-66	.364	4-21	.190	3-11	.273	12	27	39	38.1	13	8	13	5	12	55	75.9
at SMU	01/11/2025	71-93	L	27-59	.458	9-23	.391	8-14	.571	11	26	37	38.0	16	22	22	5	2	71	75.6
Clemson	01/14/2025	59-70	L	19-54	.352	7-20	.350	14-19	.737	12	24	36	37.9	17	10	14	2	6	59	74.7
at Florida St.	01/18/2025	78-91	L	26-60	.433	9-29	.310	17-24	.708	10	22	32	37.6	17	13	12	1	6	78	74.9
<b>Total</b>		<b>1423</b>		<b>510-1158</b>	<b>.440</b>	<b>147-432</b>	<b>.340</b>	<b>256-380</b>	<b>.674</b>	<b>204</b>	<b>510</b>	<b>714</b>	<b>37.6</b>	<b>333</b>	<b>295</b>	<b>235</b>	<b>71</b>	<b>113</b>	<b>1423</b>	<b>74.9</b>
Opponents		1405		494-1164	.424	156-447	.349	261-369	.707	196	490	686	36.1	327	271	216	63	127	1405	73.9

## Georgia Tech Averages

Games Played	Points/game	FG Pct	3FG Pct	FT Pct	Rebounds/game	Assists/game	Turnovers/game	Assist/Turnover ratio	Steals/game	Blocks/game
19	74.9	44.0	34.0	67.4	37.6	15.5	12.4	1.3	5.9	3.7



# 2024-25 SEASON STATISTICS - OPPONENT GAME-BY-GAME

Opponent	Date	Score	W	Total		3-Pointers		Free throws		Rebounds				Other Stats						
				FG-FGA	PCT	3FG-3FGA	PCT	FT-FTA	PCT	OFF	DEF	TOT	AVG	PF	A	TO	BLK	STL	PTS	AVG
West Ga.	11/06/2024	85-62	W	23-64	.359	6-15	.400	10-18	.556	6	19	25	25.0	15	10	8	6	6	62	62.0
North Florida	11/10/2024	93-105	L	37-69	.536	9-31	.290	22-29	.759	10	31	41	33.0	14	12	9	4	3	105	83.5
Texas Southern	11/12/2024	81-62	W	22-66	.333	6-14	.429	12-22	.545	14	27	41	35.7	24	12	12	2	8	62	76.3
Georgia	11/15/2024	69-77	L	26-56	.464	3-18	.167	22-31	.710	9	31	40	36.8	24	10	12	4	5	77	76.5
Cincinnati	11/23/2024	58-81	L	32-62	.516	9-22	.409	8-12	.667	9	27	36	36.6	20	16	12	5	4	81	77.4
Charleston So.	11/27/2024	91-67	W	17-56	.304	8-24	.333	25-35	.714	13	24	37	36.7	17	13	14	3	4	67	75.7
Central Ark.	11/30/2024	87-68	W	21-57	.368	14-32	.438	12-14	.857	6	22	28	35.4	13	12	8	3	3	68	74.6
at Oklahoma	12/03/2024	61-76	L	20-52	.385	10-28	.357	26-30	.867	9	28	37	35.6	16	7	7	1	8	76	74.8
at North Carolina	12/07/2024	65-68	L	23-59	.390	5-24	.208	17-21	.810	13	35	48	37.0	18	10	18	2	11	68	74.0
vs Northwestern	12/15/2024	60-71	L	26-65	.400	9-22	.409	10-16	.625	9	27	36	36.9	14	18	6	4	9	71	73.7
UMBC	12/18/2024	91-82	W	30-58	.517	10-25	.400	12-19	.632	5	21	26	35.9	19	18	13	0	9	82	74.5
Duke	12/21/2024	56-82	L	31-55	.564	10-25	.400	10-15	.667	8	28	36	35.9	13	20	10	3	5	82	75.1
Alabama A&M	12/28/2024	92-49	W	15-72	.208	8-33	.242	11-17	.647	20	19	39	36.2	17	11	19	2	11	49	73.1
Notre Dame	12/31/2024	86-75	W	27-62	.435	9-21	.429	12-14	.857	14	15	29	35.6	17	17	10	2	3	75	73.2
Boston College	01/04/2025	85-64	W	25-59	.424	5-15	.333	9-15	.600	8	23	31	35.3	21	14	13	2	3	64	72.6
at Syracuse	01/07/2025	55-62	L	26-63	.413	4-20	.200	6-9	.667	13	35	48	36.1	12	11	18	6	4	62	71.9
at SMU	01/11/2025	71-93	L	35-70	.500	14-28	.500	9-15	.600	13	24	37	36.2	17	25	10	5	15	93	73.2
Clemson	01/14/2025	59-70	L	23-52	.442	8-23	.348	16-20	.800	5	27	32	35.9	18	16	9	4	8	70	73.0
at Florida St.	01/18/2025	78-91	L	35-67	.522	9-27	.333	12-17	.706	12	27	39	36.1	18	19	8	5	8	91	73.9
<b>Total</b>		<b>1405</b>		<b>494-1164</b>	<b>.424</b>	<b>156-447</b>	<b>.349</b>	<b>261-369</b>	<b>.707</b>	<b>196</b>	<b>490</b>	<b>686</b>	<b>36.1</b>	<b>327</b>	<b>271</b>	<b>216</b>	<b>63</b>	<b>127</b>	<b>1405</b>	<b>73.9</b>
Georgia Tech		1423		510-1158	.440	147-432	.340	256-380	.674	204	510	714	37.6	333	295	235	71	113	1423	74.9

## Opponents Averages

Games Played	Points/game	FG Pct	3FG Pct	FT Pct	Rebounds/game	Assists/game	Turnovers/game	Assist/Turnover ratio	Steals/game	Blocks/game
19	73.9	42.4	34.9	70.7	36.1	14.3	11.4	1.3	6.7	3.3

# 2024-25 SEASON STATISTICS - INDIVIDUAL GAME-BY-GAME

## #0 TERRY, Lance

Opponent	Date	GS	MIN	Total		3-Pointers		Free throws		Rebounds				PF	A	TO	BLK	STL	PTS	AVG
				FG-FGA	PCT	3FG-3FGA	PCT	FT-FTA	PCT	OFF	DEF	TOT	AVG							
West Ga.	11/06/2024		23:32	4-7	.571	1-3	.333	0-0	.000	1	2	3	3.0	3	1	1	0	0	9	9.0
North Florida	11/10/2024		25:01	5-10	.500	4-7	.571	0-0	.000	0	3	3	3.0	2	1	3	0	1	14	11.5
Texas Southern	11/12/2024		24:38	3-8	.375	2-7	.286	5-6	.833	1	0	1	2.3	2	2	1	0	0	13	12.0
Georgia	11/15/2024		24:49	7-11	.636	2-5	.400	4-4	1.000	0	3	3	2.5	4	2	0	0	0	20	14.0
Cincinnati	11/23/2024		29:06	2-11	.182	0-4	.000	3-4	.750	1	0	1	2.2	0	0	2	0	2	7	12.6
Charleston So.	11/27/2024	*	36:40	7-10	.700	0-0	.000	1-3	.333	0	5	5	2.7	4	4	0	0	5	15	13.0
Central Ark.	11/30/2024	*	35:51	8-14	.571	5-10	.500	4-4	1.000	1	1	2	2.6	3	1	0	1	3	25	14.7
at Oklahoma	12/03/2024	*	37:07	5-14	.357	3-7	.429	1-1	1.000	1	2	3	2.6	1	0	2	0	0	14	14.6
at North Carolina	12/07/2024	*	38:11	5-19	.263	5-13	.385	7-8	.875	1	3	4	2.8	4	2	2	0	1	22	15.4
vs Northwestern	12/15/2024	*	34:28	7-16	.438	2-7	.286	1-2	.500	1	3	4	2.9	0	2	3	1	0	17	15.6
UMBC	12/18/2024	*	34:12	5-10	.500	3-5	.600	2-2	1.000	1	4	5	3.1	3	3	4	0	1	15	15.5
Duke	12/21/2024	*	31:36	3-9	.333	1-4	.250	0-0	.000	0	0	0	2.8	1	0	0	0	1	7	14.8
Alabama A&M	12/28/2024	*	32:17	8-14	.571	5-8	.625	1-2	.500	0	3	3	2.8	0	2	1	0	1	22	15.4
Notre Dame	12/31/2024	*	31:38	5-6	.833	2-3	.667	2-4	.500	1	1	2	2.8	0	0	0	0	2	14	15.3
Boston College	01/04/2025	*	32:34	7-12	.583	2-5	.400	4-8	.500	1	1	2	2.7	2	3	1	0	4	20	15.6
at Syracuse	01/07/2025	*	34:48	6-13	.462	3-8	.375	3-4	.750	0	1	1	2.6	0	1	3	2	1	18	15.8
at SMU	01/11/2025	*	30:11	5-15	.333	0-6	.000	0-0	.000	1	3	4	2.7	4	4	3	1	0	10	15.4
at Florida St.	01/18/2025	*	38:33	9-17	.529	2-6	.333	3-4	.750	0	1	1	2.6	1	2	2	0	1	23	15.8
<b>Totals</b>		<b>13</b>	<b>575:11</b>	<b>101-216</b>	<b>.468</b>	<b>42-108</b>	<b>.389</b>	<b>41-56</b>	<b>.732</b>	<b>11</b>	<b>36</b>	<b>47</b>	<b>2.6</b>	<b>34</b>	<b>30</b>	<b>28</b>	<b>5</b>	<b>23</b>	<b>285</b>	<b>15.8</b>

## Player Averages

Games Played	Minutes/game	Points/game	FG Pct	3FG Pct	FT Pct	Rebounds/game	Assists/game	Turnovers/game	Assist/Turnover ratio	Steals/game	Blocks/game
18	32.0	15.8	46.8	38.9	73.2	2.6	1.7	1.6	1.1	1.3	0.3

## #1 GEORGE, Naithan

Opponent	Date	GS	MIN	Total		3-Pointers		Free throws		Rebounds				PF	A	TO	BLK	STL	PTS	AVG
				FG-FGA	PCT	3FG-3FGA	PCT	FT-FTA	PCT	OFF	DEF	TOT	AVG							
West Ga.	11/06/2024	*	23:04	2-6	.333	1-3	.333	2-3	.667	0	1	1	1.0	1	7	1	0	0	7	7.0
North Florida	11/10/2024	*	35:27	2-5	.400	1-3	.333	0-0	.000	0	6	6	3.5	3	7	1	0	1	5	6.0
Texas Southern	11/12/2024	*	36:34	3-9	.333	3-8	.375	7-8	.875	1	2	3	3.3	0	6	3	0	1	16	9.3
Georgia	11/15/2024	*	27:54	3-14	.214	0-5	.000	0-0	.000	0	0	0	2.5	2	3	4	1	1	6	8.5
Cincinnati	11/23/2024	*	27:14	5-9	.556	3-6	.500	0-0	.000	0	0	0	2.0	1	1	2	0	0	13	9.4
Charleston So.	11/27/2024	*	24:24	8-14	.571	1-1	1.000	0-0	.000	1	3	4	2.3	4	7	0	0	2	17	10.7
Central Ark.	11/30/2024	*	34:07	5-15	.333	4-10	.400	2-2	1.000	0	4	4	2.6	0	11	1	0	1	16	11.4
at Oklahoma	12/03/2024	*	37:37	3-8	.375	0-4	.000	2-3	.667	0	0	0	2.3	3	5	2	0	0	8	11.0
at North Carolina	12/07/2024	*	39:02	4-14	.286	2-6	.333	2-2	1.000	1	7	8	2.9	1	4	5	1	2	12	11.1
vs Northwestern	12/15/2024	*	30:00	1-6	.167	1-3	.333	0-0	.000	0	7	7	3.3	2	7	3	0	0	3	10.3
UMBC	12/18/2024	*	28:29	5-9	.556	2-5	.400	6-6	1.000	0	3	3	3.3	2	8	3	0	2	18	11.0
Duke	12/21/2024	*	26:09	2-10	.200	0-3	.000	0-0	.000	0	3	3	3.3	2	4	1	0	0	4	10.4
Alabama A&M	12/28/2024	*	32:31	2-8	.250	0-4	.000	0-0	.000	1	5	6	3.5	3	9	3	1	1	4	9.9
Notre Dame	12/31/2024	*	36:43	5-9	.556	1-3	.333	0-0	.000	0	5	5	3.6	1	6	2	1	0	11	10.0
Boston College	01/04/2025	*	34:56	3-9	.333	1-3	.333	3-4	.750	0	3	3	3.5	2	10	2	0	2	10	10.0
at Syracuse	01/07/2025	*	35:29	6-15	.400	1-7	.143	0-0	.000	1	4	5	3.6	1	5	2	2	0	13	10.2
at SMU	01/11/2025	*	35:20	4-10	.400	2-5	.400	1-1	1.000	1	4	5	3.7	0	10	7	1	0	11	10.2
Clemson	01/14/2025	*	37:27	5-11	.455	3-6	.500	0-1	.000	1	2	3	3.7	3	4	5	0	0	13	10.4
at Florida St.	01/18/2025	*	38:26	4-12	.333	2-7	.286	0-2	.000	0	3	3	3.6	2	4	1	1	1	10	10.4
<b>Totals</b>		<b>19</b>	<b>620:53</b>	<b>72-193</b>	<b>.373</b>	<b>28-92</b>	<b>.304</b>	<b>25-32</b>	<b>.781</b>	<b>7</b>	<b>62</b>	<b>69</b>	<b>3.6</b>	<b>33</b>	<b>118</b>	<b>48</b>	<b>8</b>	<b>14</b>	<b>197</b>	<b>10.4</b>

## Player Averages

Games Played	Minutes/game	Points/game	FG Pct	3FG Pct	FT Pct	Rebounds/game	Assists/game	Turnovers/game	Assist/Turnover ratio	Steals/game	Blocks/game
19	32.7	10.4	37.3	30.4	78.1	3.6	6.2	2.5	2.5	0.7	0.4

# 2024-25 SEASON STATISTICS - INDIVIDUAL GAME-BY-GAME

## #2 MCCOLLUM, Javian

Opponent	Date	GS	MIN	Total		3-Pointers		Free throws		Rebounds				PF	A	TO	BLK	STL	PTS	AVG
				FG-FGA	PCT	3FG-3FGA	PCT	FT-FTA	PCT	OFF	DEF	TOT	AVG							
West Ga.	11/06/2024	*	30:05	7-12	.583	3-6	.500	1-1	1.000	1	3	4	4.0	0	5	3	0	4	18	18.0
North Florida	11/10/2024	*	33:22	5-9	.556	2-4	.500	2-2	1.000	0	3	3	3.5	3	6	3	0	0	14	16.0
Texas Southern	11/12/2024	*	30:23	4-9	.444	2-5	.400	4-5	.800	0	5	5	4.0	2	1	4	1	0	14	15.3
Georgia	11/15/2024	*	31:36	3-9	.333	1-5	.200	6-7	.857	0	4	4	4.0	5	3	2	0	2	13	14.8
Cincinnati	11/23/2024	*	14:03	2-5	.400	1-2	.500	0-0	.000	0	2	2	3.6	0	2	2	0	0	5	12.8
vs Northwestern	12/15/2024		23:08	1-5	.200	1-4	.250	0-0	.000	0	2	2	3.3	2	2	1	0	1	3	11.2
UMBC	12/18/2024		18:08	1-3	.333	0-1	.000	3-4	.750	0	1	1	3.0	1	3	0	0	0	5	10.3
Duke	12/21/2024		14:09	2-3	.667	2-3	.667	0-0	.000	0	0	0	2.6	1	3	1	0	0	6	9.8
Alabama A&M	12/28/2024		15:54	5-11	.455	3-6	.500	5-5	1.000	0	1	1	2.4	2	2	2	0	1	18	10.7
Notre Dame	12/31/2024		34:35	7-13	.538	2-6	.333	5-5	1.000	0	1	1	2.3	0	6	1	0	3	21	11.7
Boston College	01/04/2025		30:16	6-9	.667	2-5	.400	6-6	1.000	0	5	5	2.5	2	4	0	0	2	20	12.5
at Syracuse	01/07/2025		26:50	3-13	.231	0-4	.000	0-0	.000	1	3	4	2.7	1	2	2	0	3	6	11.9
at SMU	01/11/2025		32:20	7-11	.636	5-8	.625	1-2	.500	1	3	4	2.8	0	5	2	1	0	20	12.5
Clemson	01/14/2025	*	37:59	3-11	.273	1-4	.250	4-4	1.000	0	0	0	2.6	1	5	2	0	1	11	12.4
at Florida St.	01/18/2025	*	36:51	7-17	.412	4-11	.364	2-3	.667	0	2	2	2.5	1	4	3	0	3	20	12.9
<b>Totals</b>		<b>7</b>	<b>409:39</b>	<b>63-140</b>	<b>.450</b>	<b>29-74</b>	<b>.392</b>	<b>39-44</b>	<b>.886</b>	<b>3</b>	<b>35</b>	<b>38</b>	<b>2.5</b>	<b>21</b>	<b>53</b>	<b>28</b>	<b>2</b>	<b>20</b>	<b>194</b>	<b>12.9</b>

### Player Averages

Games Played	Minutes/game	Points/game	FG Pct	3FG Pct	FT Pct	Rebounds/game	Assists/game	Turnovers/game	Assist/Turnover ratio	Steals/game	Blocks/game
15	27.3	12.9	45.0	39.2	88.6	2.5	3.5	1.9	1.9	1.3	0.1

## #3 MUSTAF, Jaeden

Opponent	Date	GS	MIN	Total		3-Pointers		Free throws		Rebounds				PF	A	TO	BLK	STL	PTS	AVG
				FG-FGA	PCT	3FG-3FGA	PCT	FT-FTA	PCT	OFF	DEF	TOT	AVG							
West Ga.	11/06/2024		14:50	2-5	.400	0-0	.000	0-0	.000	1	1	2	2.0	0	2	0	0	0	4	4.0
Georgia	11/15/2024		10:48	0-3	.000	0-1	.000	1-2	.500	1	2	3	2.5	2	1	1	0	0	1	2.5
Cincinnati	11/23/2024		14:13	0-5	.000	0-0	.000	2-2	1.000	1	0	1	2.0	0	3	1	0	0	2	2.3
Charleston So.	11/27/2024		24:25	6-14	.429	0-0	.000	4-4	1.000	1	2	3	2.3	2	2	1	0	2	16	5.8
Central Ark.	11/30/2024		28:28	5-8	.625	1-2	.500	7-8	.875	2	2	4	2.6	3	2	1	0	2	18	8.2
at Oklahoma	12/03/2024		29:30	5-11	.455	1-2	.500	5-8	.625	1	1	2	2.5	4	2	2	0	0	16	9.5
at North Carolina	12/07/2024		31:32	2-7	.286	0-1	.000	2-2	1.000	2	2	4	2.7	4	1	4	0	0	6	9.0
vs Northwestern	12/15/2024		26:30	3-8	.375	1-3	.333	4-4	1.000	2	4	6	3.1	4	0	1	0	0	11	9.3
UMBC	12/18/2024	*	34:04	7-14	.500	1-3	.333	0-2	.000	1	4	5	3.3	4	5	1	0	1	15	9.9
Duke	12/21/2024	*	32:05	2-9	.222	1-1	1.000	0-0	.000	0	1	1	3.1	4	1	2	0	0	5	9.4
Alabama A&M	12/28/2024	*	26:47	4-7	.571	1-2	.500	4-4	1.000	1	6	7	3.5	3	6	2	0	5	13	9.7
Notre Dame	12/31/2024	*	23:45	1-5	.200	0-0	.000	3-4	.750	1	4	5	3.6	3	2	0	0	0	5	9.3
Boston College	01/04/2025	*	21:24	4-6	.667	0-0	.000	0-2	.000	0	2	2	3.5	1	0	1	0	0	8	9.2
at Syracuse	01/07/2025	*	23:01	4-8	.500	0-0	.000	0-3	.000	2	4	6	3.6	2	0	1	0	4	8	9.1
at SMU	01/11/2025	*	13:52	2-3	.667	0-0	.000	1-2	.500	0	0	0	3.4	5	0	3	1	0	5	8.9
Clemson	01/14/2025		25:51	3-8	.375	1-3	.333	5-7	.714	0	2	2	3.3	1	0	3	0	1	12	9.1
<b>Totals</b>		<b>7</b>	<b>381:06</b>	<b>50-121</b>	<b>.413</b>	<b>7-18</b>	<b>.389</b>	<b>38-54</b>	<b>.704</b>	<b>16</b>	<b>37</b>	<b>53</b>	<b>3.3</b>	<b>42</b>	<b>27</b>	<b>24</b>	<b>1</b>	<b>15</b>	<b>145</b>	<b>9.1</b>

### Player Averages

Games Played	Minutes/game	Points/game	FG Pct	3FG Pct	FT Pct	Rebounds/game	Assists/game	Turnovers/game	Assist/Turnover ratio	Steals/game	Blocks/game
16	23.8	9.1	41.3	38.9	70.4	3.3	1.7	1.5	1.1	0.9	0.1

GAME NOTES



# 2024-25 SEASON STATISTICS - INDIVIDUAL GAME-BY-GAME

## #9 O'BRIEN, Luke

Opponent	Date	GS	MIN	Total		3-Pointers		Free throws		Rebounds				PF	A	TO	BLK	STL	PTS	AVG
				FG-FGA	PCT	3FG-3FGA	PCT	FT-FTA	PCT	OFF	DEF	TOT	AVG							
West Ga.	11/06/2024	*	21:46	4-9	.444	0-4	.000	0-1	.000	1	9	10	10.0	1	1	2	0	0	8	8.0
North Florida	11/10/2024	*	27:35	6-10	.600	1-3	.333	2-2	1.000	3	5	8	9.0	3	1	1	0	0	15	11.5
Georgia	11/15/2024		23:24	2-4	.500	2-3	.667	0-0	.000	3	3	6	8.0	5	0	1	1	0	6	9.7
Cincinnati	11/23/2024		22:43	2-5	.400	0-1	.000	0-0	.000	2	3	5	7.3	2	0	0	1	0	4	8.3
Charleston So.	11/27/2024		18:13	1-3	.333	1-2	.500	0-0	.000	0	3	3	6.4	1	1	1	0	1	3	7.2
Central Ark.	11/30/2024	*	17:05	3-7	.429	2-6	.333	0-0	.000	1	1	2	5.7	3	1	0	0	0	8	7.3
at Oklahoma	12/03/2024	*	26:28	3-3	1.000	1-1	1.000	0-0	.000	0	4	4	5.4	2	1	1	0	1	7	7.3
at North Carolina	12/07/2024	*	13:28	0-2	.000	0-2	.000	0-0	.000	0	0	0	4.8	3	0	1	0	0	0	6.4
vs Northwestern	12/15/2024	*	22:00	1-6	.167	0-4	.000	4-4	1.000	1	1	2	4.4	1	0	1	0	0	6	6.3
UMBC	12/18/2024		18:45	2-2	1.000	2-2	1.000	1-2	.500	1	3	4	4.4	2	1	0	0	0	7	6.4
<b>Totals</b>		<b>6</b>	<b>211:27</b>	<b>24-51</b>	<b>.471</b>	<b>9-28</b>	<b>.321</b>	<b>7-9</b>	<b>.778</b>	<b>12</b>	<b>32</b>	<b>44</b>	<b>4.4</b>	<b>23</b>	<b>6</b>	<b>8</b>	<b>2</b>	<b>2</b>	<b>64</b>	<b>6.4</b>

## Player Averages

Games Played	Minutes/ game	Points/ game	FG Pct	3FG Pct	FT Pct	Rebounds/ game	Assists/ game	Turnovers/ game	Assist/Turnover ratio	Steals/ game	Blocks/ game
10	21.1	6.4	47.1	32.1	77.8	4.4	0.6	0.8	0.8	0.2	0.2

## #10 SUTTON, Darrion

Opponent	Date	GS	MIN	Total		3-Pointers		Free throws		Rebounds				PF	A	TO	BLK	STL	PTS	AVG
				FG-FGA	PCT	3FG-3FGA	PCT	FT-FTA	PCT	OFF	DEF	TOT	AVG							
West Ga.	11/06/2024		06:33	0-1	.000	0-1	.000	0-0	.000	0	0	0	0.0	2	0	1	0	0	0	0.0
vs Northwestern	12/15/2024		03:15	0-0	.000	0-0	.000	0-0	.000	0	0	0	0.0	0	0	0	0	0	0	0.0
UMBC	12/18/2024		11:20	1-1	1.000	0-0	.000	2-4	.500	1	2	3	1.0	1	0	0	1	0	4	1.3
Duke	12/21/2024		11:52	0-1	.000	0-1	.000	1-2	.500	0	0	0	0.8	0	0	0	0	0	1	1.3
Alabama A&M	12/28/2024		13:25	0-1	.000	0-0	.000	3-4	.750	0	4	4	1.4	0	1	0	1	2	3	1.6
<b>Totals</b>		<b>0</b>	<b>46:25</b>	<b>1-4</b>	<b>.250</b>	<b>0-2</b>	<b>.000</b>	<b>6-10</b>	<b>.600</b>	<b>1</b>	<b>6</b>	<b>7</b>	<b>1.4</b>	<b>3</b>	<b>1</b>	<b>1</b>	<b>2</b>	<b>2</b>	<b>8</b>	<b>1.6</b>

## Player Averages

Games Played	Minutes/ game	Points/ game	FG Pct	3FG Pct	FT Pct	Rebounds/ game	Assists/ game	Turnovers/ game	Assist/Turnover ratio	Steals/ game	Blocks/ game
5	9.3	1.6	25.0	0.0	60.0	1.4	0.2	0.2	1.0	0.4	0.4

# 2024-25 SEASON STATISTICS - INDIVIDUAL GAME-BY-GAME

## #11 NDONGO, Baye

Opponent	Date	GS	MIN	Total		3-Pointers		Free throws		Rebounds				PF	A	TO	BLK	STL	PTS	AVG	
				FG-FGA	PCT	3FG-3FGA	PCT	FT-FTA	PCT	OFF	DEF	TOT	AVG								
West Ga.	11/06/2024	*	23:32	3-5	.600	0-0	.000	4-6	.667	1	6	7	7.0	2	4	2	3	0	10	10.0	
North Florida	11/10/2024	*	28:50	9-18	.500	1-1	1.000	1-3	.333	3	7	10	8.5	4	3	1	0	1	20	15.0	
Texas Southern	11/12/2024	*	32:51	5-10	.500	1-1	1.000	8-10	.800	4	7	11	9.3	4	1	2	0	1	19	16.3	
Georgia	11/15/2024	*	36:27	4-11	.364	0-0	.000	6-6	1.000	0	4	4	8.0	3	0	1	1	1	14	15.8	
Cincinnati	11/23/2024	*	24:03	2-4	.500	0-0	.000	1-4	.250	1	5	6	7.6	3	1	3	0	0	5	13.6	
Charleston So.	11/27/2024	*	18:47	8-10	.800	0-1	.000	1-3	.333	3	5	8	7.7	4	1	3	0	0	17	14.2	
Central Ark.	11/30/2024	*	28:08	5-9	.556	0-0	.000	3-4	.750	2	7	9	7.9	3	0	0	0	0	13	14.0	
at Oklahoma	12/03/2024	*	13:42	2-5	.400	0-0	.000	0-0	.000	0	4	4	7.4	5	0	2	0	0	4	12.8	
at North Carolina	12/07/2024	*	34:36	7-13	.538	0-1	.000	5-10	.500	3	9	12	7.9	2	1	1	1	0	19	13.4	
vs Northwestern	12/15/2024	*	18:51	2-4	.500	0-0	.000	0-2	.000	1	4	5	7.6	2	0	3	1	0	4	12.5	
UMBC	12/18/2024	*	29:25	7-15	.467	0-0	.000	3-5	.600	6	3	9	7.7	1	4	3	1	3	17	12.9	
Duke	12/21/2024	*	31:24	6-11	.545	1-2	.500	1-1	1.000	0	1	1	7.2	3	4	3	2	1	14	13.0	
Alabama A&M	12/28/2024	*	18:49	4-5	.800	0-0	.000	2-4	.500	2	4	6	7.1	4	4	6	1	3	10	12.8	
Notre Dame	12/31/2024	*	20:19	4-4	1.000	0-0	.000	2-4	.500	2	4	6	7.0	5	1	3	1	0	10	12.6	
Boston College	01/04/2025	*	20:55	6-9	.667	0-0	.000	2-3	.667	2	2	4	6.8	4	1	3	1	0	14	12.7	
at Syracuse	01/07/2025	*	28:14	3-9	.333	0-1	.000	0-1	.000	2	6	8	6.9	2	0	2	0	3	6	12.3	
at SMU	01/11/2025	*	22:42	1-3	.333	0-0	.000	4-5	.800	1	6	7	6.9	2	1	3	0	0	6	11.9	
Clemson	01/14/2025	*	37:49	5-11	.455	1-2	.500	3-5	.600	4	8	12	7.2	3	1	2	1	3	14	12.0	
at Florida St.	01/18/2025	*	26:13	1-3	.333	0-0	.000	1-1	1.000	2	10	12	7.4	5	1	2	0	0	3	11.5	
<b>Totals</b>			<b>19</b>	<b>495:36</b>	<b>84-159</b>	<b>.528</b>	<b>4-9</b>	<b>.444</b>	<b>47-77</b>	<b>.610</b>	<b>39</b>	<b>102</b>	<b>141</b>	<b>7.4</b>	<b>61</b>	<b>28</b>	<b>45</b>	<b>13</b>	<b>16</b>	<b>219</b>	<b>11.5</b>

### Player Averages

Games Played	Minutes/game	Points/game	FG Pct	3FG Pct	FT Pct	Rebounds/game	Assists/game	Turnovers/game	Assist/Turnover ratio	Steals/game	Blocks/game
19	26.1	11.5	52.8	44.4	61.0	7.4	1.5	2.4	0.6	0.8	0.7

## #12 MUTOMBO, Ryan

Opponent	Date	GS	MIN	Total		3-Pointers		Free throws		Rebounds				PF	A	TO	BLK	STL	PTS	AVG	
				FG-FGA	PCT	3FG-3FGA	PCT	FT-FTA	PCT	OFF	DEF	TOT	AVG								
vs Northwestern	12/15/2024		21:33	5-8	.625	0-0	.000	0-1	.000	1	6	7	7.0	1	1	1	2	0	10	10.0	
UMBC	12/18/2024	*	13:09	2-5	.400	0-0	.000	2-3	.667	3	4	7	7.0	1	0	2	2	0	6	8.0	
Duke	12/21/2024	*	14:40	1-3	.333	0-0	.000	0-0	.000	3	3	6	6.7	2	0	1	2	0	2	6.0	
Alabama A&M	12/28/2024	*	10:56	1-1	1.000	0-0	.000	0-0	.000	2	0	2	5.5	0	1	1	0	0	2	5.0	
Notre Dame	12/31/2024	*	12:09	1-1	1.000	0-0	.000	0-0	.000	1	2	3	5.0	1	0	0	0	0	2	4.4	
Boston College	01/04/2025	*	11:56	0-1	.000	0-0	.000	0-0	.000	0	4	4	4.8	0	0	0	0	0	0	3.7	
at Syracuse	01/07/2025	*	14:46	1-3	.333	0-0	.000	0-1	.000	1	2	3	4.6	1	0	0	1	0	2	3.4	
at SMU	01/11/2025	*	16:25	2-6	.333	0-0	.000	0-0	.000	1	1	2	4.3	1	0	0	0	0	4	3.5	
Clemson	01/14/2025		04:53	0-0	.000	0-0	.000	0-0	.000	0	2	2	4.0	0	0	0	0	1	0	3.1	
<b>Totals</b>			<b>7</b>	<b>120:27</b>	<b>13-28</b>	<b>.464</b>	<b>0-0</b>	<b>.000</b>	<b>2-5</b>	<b>.400</b>	<b>12</b>	<b>24</b>	<b>36</b>	<b>4.0</b>	<b>7</b>	<b>2</b>	<b>5</b>	<b>7</b>	<b>1</b>	<b>28</b>	<b>3.1</b>

### Player Averages

Games Played	Minutes/game	Points/game	FG Pct	3FG Pct	FT Pct	Rebounds/game	Assists/game	Turnovers/game	Assist/Turnover ratio	Steals/game	Blocks/game
9	13.4	3.1	46.4	0.0	40.0	4.0	0.2	0.6	0.4	0.1	0.8

GAME NOTES



# 2024-25 SEASON STATISTICS - INDIVIDUAL GAME-BY-GAME

## #14 REEVES JR., Kowacie

Opponent	Date	GS	MIN	Total		3-Pointers		Free throws		Rebounds				PF	A	TO	BLK	STL	PTS	AVG
				FG-FGA	PCT	3FG-3FGA	PCT	FT-FTA	PCT	OFF	DEF	TOT	AVG							
West Ga.	11/06/2024	*	25:28	6-13	.462	1-5	.200	2-2	1.000	1	3	4	4.0	1	0	0	3	1	15	15.0
North Florida	11/10/2024	*	30:49	6-12	.500	4-9	.444	1-2	.500	1	0	1	2.5	4	3	0	2	1	17	16.0
Texas Southern	11/12/2024	*	32:30	6-17	.353	3-11	.273	0-0	.000	2	5	7	4.0	2	3	2	2	1	15	15.7
Georgia	11/15/2024	*	19:27	1-6	.167	0-2	.000	0-0	.000	0	0	0	3.0	2	0	0	0	0	2	12.3
Cincinnati	11/23/2024	*	21:08	1-6	.167	1-4	.250	0-1	.000	0	1	1	2.6	2	0	1	0	1	3	10.4
Charleston So.	11/27/2024	*	13:49	2-3	.667	0-1	.000	0-0	.000	2	0	2	2.5	1	0	0	0	0	4	9.3
<b>Totals</b>		<b>6</b>	<b>143:11</b>	<b>22-57</b>	<b>.386</b>	<b>9-32</b>	<b>.281</b>	<b>3-5</b>	<b>.600</b>	<b>6</b>	<b>9</b>	<b>15</b>	<b>2.5</b>	<b>12</b>	<b>6</b>	<b>3</b>	<b>7</b>	<b>4</b>	<b>56</b>	<b>9.3</b>

## Player Averages

Games Played	Minutes/game	Points/game	FG Pct	3FG Pct	FT Pct	Rebounds/game	Assists/game	Turnovers/game	Assist/Turnover ratio	Steals/game	Blocks/game
6	23.9	9.3	38.6	28.1	60.0	2.5	1.0	0.5	2.0	0.7	1.2

## #30 SQUARE, Ibrahim

Opponent	Date	GS	MIN	Total		3-Pointers		Free throws		Rebounds				PF	A	TO	BLK	STL	PTS	AVG
				FG-FGA	PCT	3FG-3FGA	PCT	FT-FTA	PCT	OFF	DEF	TOT	AVG							
West Ga.	11/06/2024		04:02	0-0	.000	0-0	.000	1-2	.500	0	3	3	3.0	0	0	0	0	0	1	1.0
Texas Southern	11/12/2024		06:48	0-0	.000	0-0	.000	0-0	.000	3	2	5	4.0	4	0	2	0	0	0	0.5
Georgia	11/15/2024		00:42	0-0	.000	0-0	.000	0-0	.000	0	0	0	2.7	2	0	0	0	0	0	0.3
Cincinnati	11/23/2024		03:24	1-1	1.000	0-0	.000	1-4	.250	1	0	1	2.3	0	0	0	0	0	3	1.0
Charleston So.	11/27/2024		17:01	2-4	.500	0-0	.000	2-4	.500	2	2	4	2.6	4	0	1	0	0	6	2.0
Central Ark.	11/30/2024		13:37	0-1	.000	0-1	.000	0-0	.000	1	2	3	2.7	2	0	0	0	0	0	1.7
at Oklahoma	12/03/2024		00:30	0-0	.000	0-0	.000	0-0	.000	0	0	0	2.3	0	0	0	0	0	0	1.4
at North Carolina	12/07/2024		03:25	0-0	.000	0-0	.000	0-0	.000	0	0	0	2.0	0	0	0	0	0	0	1.3
Duke	12/21/2024		13:55	2-2	1.000	0-0	.000	0-0	.000	0	4	4	2.2	2	0	1	1	1	4	1.6
Alabama A&M	12/28/2024		18:60	4-5	.800	0-0	.000	0-0	.000	3	3	6	2.6	3	0	0	2	0	8	2.2
Notre Dame	12/31/2024		13:44	1-2	.500	0-0	.000	0-0	.000	0	1	1	2.5	1	0	0	1	0	2	2.2
Boston College	01/04/2025		23:13	1-2	.500	0-0	.000	0-4	.000	0	6	6	2.8	3	1	1	4	0	2	2.2
at Syracuse	01/07/2025		16:42	0-1	.000	0-0	.000	0-0	.000	1	3	4	2.8	3	0	0	0	1	0	2.0
at SMU	01/11/2025		15:43	1-1	1.000	0-0	.000	0-0	.000	0	0	0	2.6	4	1	1	0	0	2	2.0
Clemson	01/14/2025	*	21:29	0-1	.000	0-0	.000	0-0	.000	2	4	6	2.9	4	0	0	1	0	0	1.9
at Florida St.	01/18/2025	*	27:15	1-1	1.000	0-0	.000	0-2	.000	1	1	2	2.8	4	0	2	0	0	2	1.9
<b>Totals</b>		<b>2</b>	<b>200:29</b>	<b>13-21</b>	<b>.619</b>	<b>0-1</b>	<b>.000</b>	<b>4-16</b>	<b>.250</b>	<b>14</b>	<b>31</b>	<b>45</b>	<b>2.8</b>	<b>36</b>	<b>2</b>	<b>8</b>	<b>9</b>	<b>2</b>	<b>30</b>	<b>1.9</b>

## Player Averages

Games Played	Minutes/game	Points/game	FG Pct	3FG Pct	FT Pct	Rebounds/game	Assists/game	Turnovers/game	Assist/Turnover ratio	Steals/game	Blocks/game
16	12.5	1.9	61.9	0.0	25.0	2.8	0.1	0.5	0.3	0.1	0.6

## 2024-25 SEASON STATISTICS - INDIVIDUAL GAME-BY-GAME

## #31 POWELL, Duncan

Opponent	Date	GS	MIN	Total		3-Pointers		Free throws		Rebounds				PF	A	TO	BLK	STL	PTS	AVG
				FG-FGA	PCT	3FG-3FGA	PCT	FT-FTA	PCT	OFF	DEF	TOT	AVG							
West Ga.	11/06/2024		16:07	3-5	.600	1-3	.333	2-2	1.000	1	0	1	1.0	3	0	0	0	0	9	9.0
North Florida	11/10/2024		12:26	2-10	.200	0-2	.000	0-3	.000	5	1	6	3.5	1	1	1	0	0	4	6.5
Texas Southern	11/12/2024		09:13	1-3	.333	0-2	.000	2-2	1.000	0	2	2	3.0	1	0	0	0	0	4	5.7
Cincinnati	11/23/2024		22:39	3-6	.500	0-1	.000	4-5	.800	1	2	3	3.0	1	0	0	0	1	10	6.8
Charleston So.	11/27/2024		25:14	2-6	.333	0-3	.000	3-4	.750	2	6	8	4.0	1	1	1	1	0	7	6.8
Central Ark.	11/30/2024		23:24	1-3	.333	1-2	.500	0-2	.000	2	7	9	4.8	0	2	2	0	1	3	6.2
at Oklahoma	12/03/2024		30:45	4-9	.444	0-2	.000	3-4	.750	3	9	12	5.9	2	1	0	1	1	11	6.9
at North Carolina	12/07/2024		21:03	1-4	.250	0-2	.000	1-2	.500	1	1	2	5.4	2	0	1	1	2	3	6.4
vs Northwestern	12/15/2024		12:22	2-2	1.000	2-2	1.000	0-0	.000	0	5	5	5.3	0	2	2	0	0	6	6.3
UMBC	12/18/2024		12:28	2-2	1.000	0-0	.000	0-1	.000	1	3	4	5.2	0	0	1	1	0	4	6.1
Duke	12/21/2024		24:10	3-10	.300	1-3	.333	6-7	.857	2	3	5	5.2	0	0	0	0	2	13	6.7
Alabama A&M	12/28/2024		23:29	2-2	1.000	1-1	1.000	1-2	.500	0	7	7	5.3	2	2	1	2	0	6	6.7
Notre Dame	12/31/2024		27:07	6-13	.462	3-8	.375	6-8	.750	1	2	3	5.2	3	2	1	1	0	21	7.8
Boston College	01/04/2025		24:46	4-5	.800	3-4	.750	0-0	.000	1	4	5	5.1	1	0	0	0	0	11	8.0
at Syracuse	01/07/2025		20:10	1-4	.250	0-1	.000	0-2	.000	3	2	5	5.1	3	0	2	0	0	2	7.6
at SMU	01/11/2025		33:27	5-10	.500	2-4	.500	1-4	.250	3	8	11	5.5	0	1	1	1	2	13	7.9
Clemson	01/14/2025	*	34:33	3-12	.250	1-5	.200	2-2	1.000	2	5	7	5.6	5	0	1	0	0	9	8.0
at Florida St.	01/18/2025		32:42	4-10	.400	1-5	.200	11-12	.917	3	3	6	5.6	4	2	2	0	1	20	8.7
<b>Totals</b>		<b>1</b>	<b>406:05</b>	<b>49-116</b>	<b>.422</b>	<b>16-50</b>	<b>.320</b>	<b>42-62</b>	<b>.677</b>	<b>31</b>	<b>70</b>	<b>101</b>	<b>5.6</b>	<b>29</b>	<b>14</b>	<b>16</b>	<b>8</b>	<b>10</b>	<b>156</b>	<b>8.7</b>

## Player Averages

Games Played	Minutes/game	Points/game	FG Pct	3FG Pct	FT Pct	Rebounds/game	Assists/game	Turnovers/game	Assist/Turnover ratio	Steals/game	Blocks/game
18	22.6	8.7	42.2	32.0	67.7	5.6	0.8	0.9	0.9	0.6	0.4

## #33 SAN MIGUEL, Marcos

Opponent	Date	GS	MIN	Total		3-Pointers		Free throws		Rebounds				PF	A	TO	BLK	STL	PTS	AVG
				FG-FGA	PCT	3FG-3FGA	PCT	FT-FTA	PCT	OFF	DEF	TOT	AVG							
Alabama A&M	12/28/2024		03:26	2-5	.400	0-0	.000	0-0	.000	0	0	0	0.0	0	0	1	0	0	4	4.0
<b>Totals</b>		<b>0</b>	<b>03:26</b>	<b>2-5</b>	<b>.400</b>	<b>0-0</b>	<b>.000</b>	<b>0-0</b>	<b>.000</b>	<b>0</b>	<b>0</b>	<b>0</b>	<b>0.0</b>	<b>0</b>	<b>0</b>	<b>1</b>	<b>0</b>	<b>0</b>	<b>4</b>	<b>4.0</b>

## Player Averages

Games Played	Minutes/game	Points/game	FG Pct	3FG Pct	FT Pct	Rebounds/game	Assists/game	Turnovers/game	Assist/Turnover ratio	Steals/game	Blocks/game
1	3.4	4.0	40.0	0.0	0.0	0.0	0.0	1.0	0.0	0.0	0.0





# 2024-25 SEASON STATISTICS - INDIVIDUAL GAME-BY-GAME

## #35 NICHOLS, Emmer

Opponent	Date	GS	MIN	Total		3-Pointers		Free throws		Rebounds				PF	A	TO	BLK	STL	PTS	AVG
				FG-FGA	PCT	3FG-3FGA	PCT	FT-FTA	PCT	OFF	DEF	TOT	AVG							
Cincinnati	11/23/2024		00:53	0-0	.000	0-0	.000	0-0	.000	0	0	0	0.0	0	0	0	0	0	0	0.0
Alabama A&M	12/28/2024		03:26	1-2	.500	0-0	.000	0-0	.000	1	1	2	1.0	0	0	1	1	0	2	1.0
<b>Totals</b>		<b>0</b>	<b>04:19</b>	<b>1-2</b>	<b>.500</b>	<b>0-0</b>	<b>.000</b>	<b>0-0</b>	<b>.000</b>	<b>1</b>	<b>1</b>	<b>2</b>	<b>1.0</b>	<b>0</b>	<b>0</b>	<b>1</b>	<b>1</b>	<b>0</b>	<b>2</b>	<b>1.0</b>

## Player Averages

Games Played	Minutes/ game	Points/ game	FG Pct	3FG Pct	FT Pct	Rebounds/ game	Assists/ game	Turnovers/ game	Assist/Turnover ratio	Steals/ game	Blocks/ game
2	2.2	1.0	50.0	0.0	0.0	1.0	0.0	0.5	0.0	0.0	0.5

## #45 ONWUCHEKWA, Doryan

Opponent	Date	GS	MIN	Total		3-Pointers		Free throws		Rebounds				PF	A	TO	BLK	STL	PTS	AVG
				FG-FGA	PCT	3FG-3FGA	PCT	FT-FTA	PCT	OFF	DEF	TOT	AVG							
West Ga.	11/06/2024		11:01	2-5	.400	0-2	.000	0-0	.000	3	4	7	7.0	3	0	0	0	0	4	4.0
North Florida	11/10/2024		06:30	2-5	.400	0-0	.000	0-0	.000	1	0	1	4.0	0	0	0	0	0	4	4.0
Texas Southern	11/12/2024	*	27:03	0-2	.000	0-2	.000	0-3	.000	2	7	9	5.7	4	1	0	2	0	0	2.7
Georgia	11/15/2024	*	24:54	3-5	.600	1-2	.500	0-3	.000	4	7	11	7.0	3	2	2	0	1	7	3.8
Cincinnati	11/23/2024	*	20:34	3-7	.429	0-2	.000	0-0	.000	2	2	4	6.4	5	1	0	0	1	6	4.2
Charleston So.	11/27/2024	*	21:27	2-8	.250	1-3	.333	1-2	.500	1	1	2	5.7	5	2	0	0	0	6	4.5
Central Ark.	11/30/2024	*	19:20	2-4	.500	0-1	.000	0-0	.000	2	4	6	5.7	1	1	1	0	0	4	4.4
at Oklahoma	12/03/2024	*	24:21	0-3	.000	0-3	.000	1-2	.500	2	3	5	5.6	4	0	1	3	2	1	4.0
at North Carolina	12/07/2024	*	18:43	1-5	.200	1-2	.500	0-0	.000	1	3	4	5.4	4	1	0	1	0	3	3.9
vs Northwestern	12/15/2024	*	07:53	0-1	.000	0-1	.000	0-0	.000	0	0	0	4.9	3	0	0	0	0	0	3.5
<b>Totals</b>		<b>8</b>	<b>181:46</b>	<b>15-45</b>	<b>.333</b>	<b>3-18</b>	<b>.167</b>	<b>2-10</b>	<b>.200</b>	<b>18</b>	<b>31</b>	<b>49</b>	<b>4.9</b>	<b>32</b>	<b>8</b>	<b>4</b>	<b>6</b>	<b>4</b>	<b>35</b>	<b>3.5</b>

## Player Averages

Games Played	Minutes/ game	Points/ game	FG Pct	3FG Pct	FT Pct	Rebounds/ game	Assists/ game	Turnovers/ game	Assist/Turnover ratio	Steals/ game	Blocks/ game
10	18.2	3.5	33.3	16.7	20.0	4.9	0.8	0.4	2.0	0.4	0.6

# 2024-25 TEAM HIGHS & LOWS

## Georgia Tech - Game Highs

<b>POINTS</b>	93	North Florida (11/10/2024)
	92	Alabama A&M (12/28/2024)
	91	UMBC (12/18/2024)
	91	Charleston So. (11/27/2024)
	87	Central Ark. (11/30/2024)
<b>FIELD GOALS MADE</b>	38	Charleston So. (11/27/2024)
	37	North Florida (11/10/2024)
<b>FIELD GOAL ATTEMPTS</b>	79	North Florida (11/10/2024)
	72	Charleston So. (11/27/2024)
<b>FIELD GOAL PERCENTAGE</b>	.585 (31-53)	Boston College (01/04/2025)
	.566 (30-53)	Notre Dame (12/31/2024)
<b>3 PT FG MADE</b>	13	Central Ark. (11/30/2024)
	13	North Florida (11/10/2024)
<b>3 PT FG ATTEMPTS</b>	36	Texas Southern (11/12/2024)
	32	Central Ark. (11/30/2024)
<b>3 PT FG PERCENTAGE</b>	.500 (8-16)	UMBC (12/18/2024)
	.476 (10-21)	Alabama A&M (12/28/2024)
<b>FREE THROWS MADE</b>	26	Texas Southern (11/12/2024)
	19	UMBC (12/18/2024)
<b>FREE THROW ATTEMPTS</b>	34	Texas Southern (11/12/2024)
	29	UMBC (12/18/2024)
<b>FREE THROW PERCENTAGE</b>	.800 (16-20)	Central Ark. (11/30/2024)
	.800 (8-10)	Duke (12/21/2024)
<b>REBOUNDS</b>	49	Texas Southern (11/12/2024)
	49	West Ga. (11/06/2024)
<b>ASSISTS</b>	27	Alabama A&M (12/28/2024)
	24	UMBC (12/18/2024)
<b>STEALS</b>	13	Alabama A&M (12/28/2024)
	12	at Syracuse (01/07/2025)
<b>BLOCKED SHOTS</b>	8	Alabama A&M (12/28/2024)
	6	West Ga. (11/06/2024)
<b>TURNOVERS</b>	22	at SMU (01/11/2025)
	19	Alabama A&M (12/28/2024)
<b>FOULS</b>	28	Georgia (11/15/2024)
	26	Charleston So. (11/27/2024)

## Opponent - Game Highs

<b>POINTS</b>	105	North Florida (11/10/2024)
	93	at SMU (01/11/2025)
	91	at Florida St. (01/18/2025)
	82	Duke (12/21/2024)
	82	UMBC (12/18/2024)
<b>FIELD GOALS MADE</b>	37	North Florida (11/10/2024)
	35	at Florida St. (01/18/2025)
	35	at SMU (01/11/2025)
<b>FIELD GOAL ATTEMPTS</b>	75	Alabama A&M (12/28/2024)
	72	at SMU (01/11/2025)
<b>FIELD GOAL PERCENTAGE</b>	.564 (31-55)	Duke (12/21/2024)
	.536 (37-69)	North Florida (11/10/2024)
<b>3 PT FG MADE</b>	14	at SMU (01/11/2025)
	14	Central Ark. (11/30/2024)
<b>3 PT FG ATTEMPTS</b>	33	Alabama A&M (12/28/2024)
	32	Central Ark. (11/30/2024)
<b>3 PT FG PERCENTAGE</b>	.500 (14-28)	at SMU (01/11/2025)
	.438 (14-32)	Central Ark. (11/30/2024)
<b>FREE THROWS MADE</b>	26	at Oklahoma (12/03/2024)
	25	Charleston So. (11/27/2024)
<b>FREE THROW ATTEMPTS</b>	35	Charleston So. (11/27/2024)
	31	Georgia (11/15/2024)
<b>FREE THROW PERCENTAGE</b>	.867 (26-30)	at Oklahoma (12/03/2024)
	.857 (12-14)	Notre Dame (12/31/2024)
	.857 (12-14)	Central Ark. (11/30/2024)
<b>REBOUNDS</b>	48	at Syracuse (01/07/2025)
	48	at North Carolina (12/07/2024)
<b>ASSISTS</b>	25	at SMU (01/11/2025)
	20	Duke (12/21/2024)
<b>STEALS</b>	15	at SMU (01/11/2025)
	11	Alabama A&M (12/28/2024)
	11	at North Carolina (12/07/2024)
<b>BLOCKED SHOTS</b>	6	at Syracuse (01/07/2025)
	6	West Ga. (11/06/2024)
<b>TURNOVERS</b>	19	Alabama A&M (12/28/2024)
	18	at Syracuse (01/07/2025)
	18	at North Carolina (12/07/2024)
<b>FOULS</b>	24	Georgia (11/15/2024)
	24	Texas Southern (11/12/2024)

## Georgia Tech - Game Lows

<b>POINTS</b>	55	at Syracuse (01/07/2025)
	56	Duke (12/21/2024)
	58	Cincinnati (11/23/2024)
	59	Clemson (01/14/2025)
	60	vs Northwestern (N) (12/15/2024)
<b>FIELD GOALS MADE</b>	19	Clemson (01/14/2025)
	20	at North Carolina (12/07/2024)
<b>FIELD GOAL ATTEMPTS</b>	53	Boston College (01/04/2025)
	53	Notre Dame (12/31/2024)
	53	at Oklahoma (12/03/2024)
<b>FIELD GOAL PERCENTAGE</b>	.313 (20-64)	at North Carolina (12/07/2024)
	.352 (19-54)	Clemson (01/14/2025)
<b>3 PT FG MADE</b>	3	Charleston So. (11/27/2024)
	4	at Syracuse (01/07/2025)
<b>3 PT FG ATTEMPTS</b>	11	Charleston So. (11/27/2024)
	16	UMBC (12/18/2024)
<b>3 PT FG PERCENTAGE</b>	.190 (4-21)	at Syracuse (01/07/2025)
	.250 (5-20)	Cincinnati (11/23/2024)
<b>FREE THROWS MADE</b>	3	at Syracuse (01/07/2025)
	6	North Florida (11/10/2024)
<b>FREE THROW ATTEMPTS</b>	10	Duke (12/21/2024)
	11	at Syracuse (01/07/2025)
<b>FREE THROW PERCENTAGE</b>	.273 (3-11)	at Syracuse (01/07/2025)
	.500 (6-12)	North Florida (11/10/2024)
<b>REBOUNDS</b>	25	Duke (12/21/2024)
	29	Cincinnati (11/23/2024)
<b>ASSISTS</b>	8	at Syracuse (01/07/2025)
	8	Cincinnati (11/23/2024)
<b>STEALS</b>	1	vs Northwestern (N) (12/15/2024)
	2	at SMU (01/11/2025)
<b>BLOCKED SHOTS</b>	1	at Florida St. (01/18/2025)
	1	Central Ark. (11/30/2024)
	1	Charleston So. (11/27/2024)
	1	Cincinnati (11/23/2024)
<b>TURNOVERS</b>	5	Central Ark. (11/30/2024)
	7	Charleston So. (11/27/2024)
<b>FOULS</b>	13	at Syracuse (01/07/2025)
	14	Notre Dame (12/31/2024)
	14	Cincinnati (11/23/2024)

## Opponent - Game Lows

<b>POINTS</b>	49	Alabama A&M (12/28/2024)
	62	at Syracuse (01/07/2025)
	62	Texas Southern (11/12/2024)
	62	West Ga. (11/06/2024)
	64	Boston College (01/04/2025)
<b>FIELD GOALS MADE</b>	15	Alabama A&M (12/28/2024)
	17	Charleston So. (11/27/2024)
<b>FIELD GOAL ATTEMPTS</b>	52	Clemson (01/14/2025)
	52	at Oklahoma (12/03/2024)
<b>FIELD GOAL PERCENTAGE</b>	.208 (15-72)	Alabama A&M (12/28/2024)
	.304 (17-56)	Charleston So. (11/27/2024)
<b>3 PT FG MADE</b>	3	Georgia (11/15/2024)
	4	at Syracuse (01/07/2025)
<b>3 PT FG ATTEMPTS</b>	14	Texas Southern (11/12/2024)
	15	Boston College (01/04/2025)
	15	West Ga. (11/06/2024)
<b>3 PT FG PERCENTAGE</b>	.167 (3-18)	Georgia (11/15/2024)
	.200 (4-20)	at Syracuse (01/07/2025)
<b>FREE THROWS MADE</b>	6	at Syracuse (01/07/2025)
	8	Cincinnati (11/23/2024)
<b>FREE THROW ATTEMPTS</b>	9	at Syracuse (01/07/2025)
	12	Cincinnati (11/23/2024)
<b>FREE THROW PERCENTAGE</b>	.545 (12-22)	Texas Southern (11/12/2024)
	.556 (10-18)	West Ga. (11/06/2024)
<b>REBOUNDS</b>	25	West Ga. (11/06/2024)
	26	UMBC (12/18/2024)
<b>ASSISTS</b>	7	at Oklahoma (12/03/2024)
	10	at North Carolina (12/07/2024)
	10	Georgia (11/15/2024)
	10	West Ga. (11/06/2024)
<b>STEALS</b>	3	Boston College (01/04/2025)
	3	Notre Dame (12/31/2024)
	3	Central Ark. (11/30/2024)
	3	North Florida (11/10/2024)
<b>BLOCKED SHOTS</b>	0	UMBC (12/18/2024)
	1	at Oklahoma (12/03/2024)
<b>TURNOVERS</b>	6	vs Northwestern (N) (12/15/2024)
	7	at Oklahoma (12/03/2024)
<b>FOULS</b>	12	at Syracuse (01/07/2025)
	13	Duke (12/21/2024)
	13	Central Ark. (11/30/2024)

GAME NOTES



# 2024-25 INDIVIDUAL HIGHS

## Georgia Tech - Individual Game Highs

<b>POINTS</b>	25	Lance Terry vs Central Ark. (11/30/2024)
	23	Lance Terry at Florida St. (01/18/2025)
	22	Lance Terry vs Alabama A&M (12/28/2024)
	22	Lance Terry at North Carolina (12/07/2024)
	21	Javian McCollum vs Notre Dame (12/31/2024)
	21	Duncan Powell vs Notre Dame (12/31/2024)
<b>FIELD GOALS MADE</b>	9	Lance Terry at Florida St. (01/18/2025)
	9	Baye Ndongo vs North Florida (11/10/2024)
<b>FIELD GOAL ATTEMPTS</b>	19	Lance Terry at North Carolina (12/07/2024)
	18	Baye Ndongo vs North Florida (11/10/2024)
<b>FIELD GOAL PERCENTAGE (min 5 made)</b>	.833 (5-6)	Lance Terry vs Notre Dame (12/31/2024)
	.800 (8-10)	Baye Ndongo vs Charleston So. (11/27/2024)
<b>3 PT FG MADE</b>	5	Javian McCollum at SMU (01/11/2025)
	5	Lance Terry vs Alabama A&M (12/28/2024)
	5	Lance Terry at North Carolina (12/07/2024)
	5	Lance Terry vs Central Ark. (11/30/2024)
<b>3 PT FG ATTEMPTS</b>	13	Lance Terry at North Carolina (12/07/2024)
	11	Javian McCollum at Florida St. (01/18/2025)
	11	Kowacie Reeves Jr. vs Texas Southern (11/12/2024)
<b>3 PT FG PERCENTAGE (min 2 made)</b>	1.000 (2-2)	Luke O'Brien vs UMBC (12/18/2024)
	1.000 (2-2)	Duncan Powell vs Northwestern (NI) (12/15/2024)
<b>FREE THROWS MADE</b>	11	Duncan Powell at Florida St. (01/18/2025)
	8	Baye Ndongo vs Texas Southern (11/12/2024)
<b>FREE THROW ATTEMPTS</b>	12	Duncan Powell at Florida St. (01/18/2025)
	10	Baye Ndongo at North Carolina (12/07/2024)
	10	Baye Ndongo vs Texas Southern (11/12/2024)
<b>FREE THROW PERCENTAGE (min 3 made)</b>	1.000 (6-6)	Javian McCollum vs Boston College (01/04/2025)
	1.000 (6-6)	Naithan George vs UMBC (12/18/2024)
	1.000 (6-6)	Baye Ndongo vs Georgia (11/15/2024)
	1.000 (5-5)	Javian McCollum vs Notre Dame (12/31/2024)
	1.000 (5-5)	Javian McCollum vs Alabama A&M (12/28/2024)
	1.000 (4-4)	Javian McCollum vs Clemson (01/14/2025)
	1.000 (4-4)	Jaeden Mustaf vs Alabama A&M (12/28/2024)
	1.000 (4-4)	Luke O'Brien vs Northwestern (NI) (12/15/2024)
	1.000 (4-4)	Jaeden Mustaf vs Northwestern (NI) (12/15/2024)
	1.000 (4-4)	Lance Terry vs Central Ark. (11/30/2024)
	1.000 (4-4)	Jaeden Mustaf vs Charleston So. (11/27/2024)
	1.000 (4-4)	Lance Terry vs Georgia (11/15/2024)
<b>REBOUNDS</b>	12	Baye Ndongo at Florida St. (01/18/2025)
	12	Baye Ndongo vs Clemson (01/14/2025)
	12	Baye Ndongo at North Carolina (12/07/2024)
	12	Duncan Powell at Oklahoma (12/03/2024)
<b>ASSISTS</b>	11	Naithan George vs Central Ark. (11/30/2024)
	10	Naithan George at SMU (01/11/2025)
	10	Naithan George vs Boston College (01/04/2025)
<b>STEALS</b>	5	Jaeden Mustaf vs Alabama A&M (12/28/2024)
	5	Lance Terry vs Charleston So. (11/27/2024)
<b>BLOCKED SHOTS</b>	4	Ibrahim Square vs Boston College (01/04/2025)
	3	Doryan Onwuchekwa at Oklahoma (12/03/2024)
	3	Kowacie Reeves Jr. vs West Ga. (11/06/2024)
	3	Baye Ndongo vs West Ga. (11/06/2024)
<b>TURNOVERS</b>	7	Naithan George at SMU (01/11/2025)
	6	Baye Ndongo vs Alabama A&M (12/28/2024)

## Georgia Tech - Individual Game Highs

<b>FOULS</b>	5	Baye Ndongo at Florida St. (01/18/2025)
	5	Duncan Powell vs Clemson (01/14/2025)
	5	Jaeden Mustaf at SMU (01/11/2025)
	5	Baye Ndongo vs Notre Dame (12/31/2024)
	5	Baye Ndongo at Oklahoma (12/03/2024)
	5	Doryan Onwuchekwa vs Charleston So. (11/27/2024)
	5	Doryan Onwuchekwa vs Cincinnati (11/23/2024)
	5	Luke O'Brien vs Georgia (11/15/2024)
	5	Javian McCollum vs Georgia (11/15/2024)

## Opponent - Individual Game Highs

<b>POINTS</b>	27	Tae Davis vs Notre Dame (12/31/2024)
	22	Josh Harris vs North Florida (11/10/2024)
	21	Jaeden Zackery vs Clemson (01/14/2025)
	21	Chuck Harris at SMU (01/11/2025)
	21	JJ Starling at Syracuse (01/07/2025)
	21	Bryce Johnson vs UMBC (12/18/2024)
<b>FIELD GOALS MADE</b>	9	JJ Starling at Syracuse (01/07/2025)
	9	Tae Davis vs Notre Dame (12/31/2024)
<b>FIELD GOAL ATTEMPTS</b>	18	Brooks Barnhizer vs Northwestern (NI) (12/15/2024)
	17	Taje' Kelly vs Charleston So. (11/27/2024)
<b>FIELD GOAL PERCENTAGE (min 5 made)</b>	1.000 (5-5)	Khaman Maluach vs Duke (12/21/2024)
	.833 (5-6)	Seth Trimble at North Carolina (12/07/2024)
<b>3 PT FG MADE</b>	5	Louie Jordan vs UMBC (12/18/2024)
	5	Layne Taylor vs Central Ark. (11/30/2024)
<b>3 PT FG ATTEMPTS</b>	13	Layne Taylor vs Central Ark. (11/30/2024)
	10	Louie Jordan vs UMBC (12/18/2024)
<b>3 PT FG PERCENTAGE (min 2 made)</b>	1.000 (3-3)	Yohan Traore at SMU (01/11/2025)
	1.000 (2-2)	B.J. Edwards at SMU (01/11/2025)
	1.000 (2-2)	Tyler Betsey vs Cincinnati (11/23/2024)
<b>FREE THROWS MADE</b>	10	Jeremiah Fears at Oklahoma (12/03/2024)
	9	Tae Davis vs Notre Dame (12/31/2024)
	9	Jalon Moore at Oklahoma (12/03/2024)
<b>FREE THROW ATTEMPTS</b>	12	Taje' Kelly vs Charleston So. (11/27/2024)
	11	Jeremiah Fears at Oklahoma (12/03/2024)
<b>FREE THROW PERCENTAGE (min 3 made)</b>	1.000 (6-6)	Chase Hunter vs Clemson (01/14/2025)
	1.000 (5-5)	Layne Taylor vs Central Ark. (11/30/2024)
	1.000 (5-5)	Silas Demary Jr. vs Georgia (11/15/2024)
	1.000 (4-4)	Jaeden Zackery vs Clemson (01/14/2025)
	1.000 (4-4)	Jalen Leach vs Northwestern (NI) (12/15/2024)
	1.000 (4-4)	Ian Jackson at North Carolina (12/07/2024)
	1.000 (4-4)	Aziz Bandaogo vs Cincinnati (11/23/2024)
<b>REBOUNDS</b>	12	Eddie Lampkin at Syracuse (01/07/2025)
	11	Malique Ewin at Florida St. (01/18/2025)
	11	Jalon Moore at Oklahoma (12/03/2024)
	11	Dillon Mitchell vs Cincinnati (11/23/2024)
	11	Jasai Miles vs North Florida (11/10/2024)
<b>ASSISTS</b>	9	Boopie Miller at SMU (01/11/2025)
	7	Matt Allocco vs Notre Dame (12/31/2024)
	7	Jizzle James vs Cincinnati (11/23/2024)
<b>STEALS</b>	6	B.J. Edwards at SMU (01/11/2025)
	4	Ian Schieffelin vs Clemson (01/14/2025)
	4	Seth Trimble at North Carolina (12/07/2024)
<b>BLOCKED SHOTS</b>	3	Brooks Barnhizer vs Northwestern (NI) (12/15/2024)
	3	RJ Godfrey vs Georgia (11/15/2024)
	3	Michael Griffin vs West Ga. (11/06/2024)
<b>TURNOVERS</b>	7	Elliot Cadeau at North Carolina (12/07/2024)
	5	Daylen Berry vs Charleston So. (11/27/2024)
<b>FOULS</b>	5	Ven-Allen Lubin at North Carolina (12/07/2024)
	5	Taje' Kelly vs Charleston So. (11/27/2024)
	5	Arrinten Page vs Cincinnati (11/23/2024)
	5	Duane Posey vs Texas Southern (11/12/2024)
	5	Jasai Miles vs North Florida (11/10/2024)

# CAREER SUMMARIES

## GEORGE, Naithan

				Field Goals		3-Point		F-Throws		Rebounds				Scoring						
SEASON	TEAM	GP-GS	MIN/AVG	FG-FGA	FG%	3FG-3FGA	3FG%	FT-FTA	FT%	OFF	DEF	TOT	AVG	PF-FO	A	TO	BLK	STL	PTS	AVG
2023-24	GaTech	29-28	863/29.8	102-242	.421	32-102	.314	49-71	.690	12	57	69	2.4	47-0	135	60	3	10	285	9.8
2024-25	GaTech	19-19	621/32.7	72-193	.373	28-92	.304	25-32	.781	7	62	69	3.6	33-0	118	48	8	14	197	10.4
<b>TOTAL</b>		<b>48-47</b>	<b>1484/30.9</b>	<b>174-435</b>	<b>.400</b>	<b>60-194</b>	<b>.309</b>	<b>74-103</b>	<b>.718</b>	<b>19</b>	<b>119</b>	<b>138</b>	<b>2.9</b>	<b>80-0</b>	<b>253</b>	<b>108</b>	<b>11</b>	<b>24</b>	<b>482</b>	<b>10.0</b>

## Single Game Highs

Statistic	Value	
Points	24	vs Notre Dame 03/12/24
Rebounds	8	at North Carolina 12/07/24
Assists	11	vs Notre Dame 01/09/24, vs Central Ark. 11/30/24
Steals	2	6 times
Blocks	2	at Syracuse 01/07/25
FG Made	8	4 times
FG Attempts	15	at Syracuse 01/07/25, vs Central Ark. 11/30/24
3FG Made	5	vs Notre Dame 03/12/24
3FG Attempts	10	vs Central Ark. 11/30/24
FT Made	8	vs North Carolina 01/30/24
FT Attempts	10	vs North Carolina 01/30/24

## MCCOLLUM, Javian

				Field Goals		3-Point		F-Throws		Rebounds				Scoring						
SEASON	TEAM	GP-GS	MIN/AVG	FG-FGA	FG%	3FG-3FGA	3FG%	FT-FTA	FT%	OFF	DEF	TOT	AVG	PF-FO	A	TO	BLK	STL	PTS	AVG
2021-22	Siena	24-2	436/18.2	53-110	.482	23-54	.426	32-38	.842	2	19	21	0.9	31-0	43	29	2	9	161	6.7
2022-23	Siena	27-25	832/30.8	136-316	.430	52-146	.356	105-118	.890	11	47	58	2.1	49-0	106	84	8	30	429	15.9
2023-24	OK	30-30	932/31.1	132-327	.404	54-172	.314	82-87	.943	4	73	77	2.6	45-1	101	61	2	25	400	13.3
2024-25	GaTech	15-7	410/27.3	63-140	.450	29-74	.392	39-44	.886	3	35	38	2.5	21-1	53	28	2	20	194	12.9
<b>TOTAL FOR GaTech</b>		<b>15-7</b>	<b>410/27.3</b>	<b>63-140</b>	<b>.450</b>	<b>29-74</b>	<b>.392</b>	<b>39-44</b>	<b>.886</b>	<b>3</b>	<b>35</b>	<b>38</b>	<b>2.5</b>	<b>21-1</b>	<b>53</b>	<b>28</b>	<b>2</b>	<b>20</b>	<b>194</b>	<b>12.9</b>
<b>TOTAL</b>		<b>96-64</b>	<b>2610/27.2</b>	<b>384-893</b>	<b>.430</b>	<b>158-446</b>	<b>.354</b>	<b>258-287</b>	<b>.899</b>	<b>20</b>	<b>174</b>	<b>194</b>	<b>2.0</b>	<b>146-2</b>	<b>303</b>	<b>202</b>	<b>14</b>	<b>84</b>	<b>1184</b>	<b>12.3</b>

## Single Game Highs

Statistic	Value	
Points	30	vs Manhattan 03/02/23
Rebounds	7	vs Providence 12/05/23
Assists	9	vs Niagara 03/09/23
Steals	4	vs West Ga. 11/06/24
Blocks	2	vs Seton Hall 11/27/22
FG Made	10	vs Manhattan 03/02/23
FG Attempts	22	vs Niagara 03/09/23
3FG Made	5	4 times
3FG Attempts	11	vs Niagara 03/09/23, at Florida St. 01/18/25
FT Made	10	at Mount St. Mary's 02/10/23
FT Attempts	12	at Niagara 01/13/23

GAME NOTES



# CAREER SUMMARIES

## MUSTAF, Jaeden

				Field Goals		3-Point		F-Throws		Rebounds									Scoring	
SEASON	TEAM	GP-GS	MIN/AVG	FG-FGA	FG%	3FG-3FGA	3FG%	FT-FTA	FT%	OFF	DEF	TOT	AVG	PF-FO	A	TO	BLK	STL	PTS	AVG
2024-25	GaTech	16-7	381/23.8	50-121	.413	7-18	.389	38-54	.704	16	37	53	3.3	42-1	27	24	1	15	145	9.1
<b>TOTAL</b>		<b>16-7</b>	<b>381/23.8</b>	<b>50-121</b>	<b>.413</b>	<b>7-18</b>	<b>.389</b>	<b>38-54</b>	<b>.704</b>	<b>16</b>	<b>37</b>	<b>53</b>	<b>3.3</b>	<b>42-1</b>	<b>27</b>	<b>24</b>	<b>1</b>	<b>15</b>	<b>145</b>	<b>9.1</b>

## Single Game Highs

Statistic	Value	
Points	18	vs Central Ark. 11/30/24
Rebounds	7	vs Alabama A&M 12/28/24
Assists	6	vs Alabama A&M 12/28/24
Steals	5	vs Alabama A&M 12/28/24
Blocks	1	at SMU 01/11/25
FG Made	7	vs UMBC 12/18/24
FG Attempts	14	vs Charleston So. 11/27/24, vs UMBC 12/18/24
3FG Made	1	7 times
3FG Attempts	3	vs Northwestern 12/15/24, vs UMBC 12/18/24, vs Clemson 01/14/25
FT Made	7	vs Central Ark. 11/30/24
FT Attempts	8	vs Central Ark. 11/30/24, at Oklahoma 12/03/24

## MUTOMBO, Ryan

				Field Goals		3-Point		F-Throws		Rebounds									Scoring	
SEASON	TEAM	GP-GS	MIN/AVG	FG-FGA	FG%	3FG-3FGA	3FG%	FT-FTA	FT%	OFF	DEF	TOT	AVG	PF-FO	A	TO	BLK	STL	PTS	AVG
2021-22	GTown	27-1	317/11.7	56-113	.496	1-4	.250	24-33	.727	43	39	82	3.0	36-0	3	13	23	6	137	5.1
2022-23	GTown	12-0	64/5.3	12-16	.750	0-0	.000	6-8	.750	9	14	23	1.9	9-0	0	3	4	3	30	2.5
2023-24	GTown	15-0	55/3.7	3-8	.375	0-0	.000	5-9	.556	8	10	18	1.2	4-0	0	1	1	1	11	0.7
2024-25	GaTech	9-7	120/13.4	13-28	.464	0-0	.000	2-5	.400	12	24	36	4.0	7-0	2	5	7	1	28	3.1
<b>TOTAL FOR GaTech</b>		<b>9-7</b>	<b>120/13.4</b>	<b>13-28</b>	<b>.464</b>	<b>0-0</b>	<b>.000</b>	<b>2-5</b>	<b>.400</b>	<b>12</b>	<b>24</b>	<b>36</b>	<b>4.0</b>	<b>7-0</b>	<b>2</b>	<b>5</b>	<b>7</b>	<b>1</b>	<b>28</b>	<b>3.1</b>
<b>TOTAL</b>		<b>63-8</b>	<b>557/8.8</b>	<b>84-165</b>	<b>.509</b>	<b>1-4</b>	<b>.250</b>	<b>37-55</b>	<b>.673</b>	<b>72</b>	<b>87</b>	<b>159</b>	<b>2.5</b>	<b>56-0</b>	<b>5</b>	<b>22</b>	<b>35</b>	<b>11</b>	<b>206</b>	<b>3.3</b>

## Single Game Highs

Statistic	Value	
Points	15	vs UMBC 12/08/21
Rebounds	11	vs UMBC 12/08/21
Assists	2	vs Butler 01/13/22
Steals	2	vs Creighton 02/12/22, vs Providence 02/26/23
Blocks	4	vs UMBC 12/08/21
FG Made	7	vs UMBC 12/08/21
FG Attempts	15	vs UMBC 12/08/21
3FG Made	1	vs Saint Joseph's 11/26/21
3FG Attempts	1	4 times
FT Made	5	at St. John's (NY) 01/16/22
FT Attempts	5	at St. John's (NY) 01/16/22

# CAREER SUMMARIES

## NDONGO, Baye

SEASON	TEAM	GP-GS	MIN/AVG	Field Goals		3-Point		F-Throws		Rebounds				Scoring						
				FG-FGA	FG%	3FG-3FGA	3FG%	FT-FTA	FT%	OFF	DEF	TOT	AVG	PF-FO	A	TO	BLK	STL	PTS	AVG
2023-24	GaTech	29-29	805/27.8	148-265	.558	4-12	.333	59-88	.670	74	164	238	8.2	81-5	28	74	32	22	359	12.4
2024-25	GaTech	19-19	496/26.1	84-159	.528	4-9	.444	47-77	.610	39	102	141	7.4	61-3	28	45	13	16	219	11.5
<b>TOTAL</b>		<b>48-48</b>	<b>1301/27.1</b>	<b>232-424</b>	<b>.547</b>	<b>8-21</b>	<b>.381</b>	<b>106-165</b>	<b>.642</b>	<b>113</b>	<b>266</b>	<b>379</b>	<b>7.9</b>	<b>142-8</b>	<b>56</b>	<b>119</b>	<b>45</b>	<b>38</b>	<b>578</b>	<b>12.0</b>

## Single Game Highs

Statistic	Value	
Points	22	at Hawaii 12/22/23, vs Notre Dame 03/12/24
Rebounds	19	vs Penn St. 12/16/23
Assists	4	4 times
Steals	3	5 times
Blocks	4	vs Duke 12/02/23
FG Made	10	at Hawaii 12/22/23
FG Attempts	18	vs North Florida 11/10/24
3FG Made	1	8 times
3FG Attempts	2	4 times
FT Made	8	vs Texas Southern 11/12/24
FT Attempts	10	vs Texas Southern 11/12/24, at North Carolina 12/07/24

## NICHOLS, Emmer

SEASON	TEAM	GP-GS	MIN/AVG	Field Goals		3-Point		F-Throws		Rebounds				Scoring							
				FG-FGA	FG%	3FG-3FGA	3FG%	FT-FTA	FT%	OFF	DEF	TOT	AVG	PF-FO	A	TO	BLK	STL	PTS	AVG	
2023-24	GaTech	2-0	4/2.0	0-0	.000	0-0	.000	0-0	.000	1	3	4	2.0	0-0	0	0	0	0	0	0	0.0
2024-25	GaTech	2-0	4/2.2	1-2	.500	0-0	.000	0-0	.000	1	1	2	1.0	0-0	0	1	1	0	2	1.0	
<b>TOTAL</b>		<b>4-0</b>	<b>8/2.1</b>	<b>1-2</b>	<b>.500</b>	<b>0-0</b>	<b>.000</b>	<b>0-0</b>	<b>.000</b>	<b>2</b>	<b>4</b>	<b>6</b>	<b>1.5</b>	<b>0-0</b>	<b>0</b>	<b>1</b>	<b>1</b>	<b>0</b>	<b>2</b>	<b>0.5</b>	

## Single Game Highs

Statistic	Value	
Points	2	vs Alabama A&M 12/28/24
Rebounds	3	vs Alabama A&M 12/09/23
Blocks	1	vs Alabama A&M 12/28/24
FG Made	1	vs Alabama A&M 12/28/24
FG Attempts	2	vs Alabama A&M 12/28/24

# CAREER SUMMARIES

## O'BRIEN, Luke

SEASON	TEAM	GP-GS	MIN/AVG	Field Goals		3-Point		F-Throws		Rebounds				Scoring						
				FG-FGA	FG%	3FG-3FGA	3FG%	FT-FTA	FT%	OFF	DEF	TOT	AVG	PF-FO	A	TO	BLK	STL	PTS	AVG
2020-21	CU	10-0	46/4.6	6-14	.429	2-7	.286	1-4	.250	3	4	7	0.7	4-0	2	0	0	1	15	1.5
2021-22	CU	33-0	466/14.1	33-75	.440	12-26	.462	9-17	.529	30	61	91	2.8	45-0	25	19	3	13	87	2.6
2022-23	CU	33-10	750/22.7	76-179	.425	23-79	.291	28-40	.700	56	129	185	5.6	72-1	34	28	16	22	203	6.2
2023-24	CU	35-19	827/23.6	88-193	.456	32-85	.376	25-38	.658	37	96	133	3.8	76-2	44	24	14	25	233	6.7
2024-25	GaTech	10-6	211/21.1	24-51	.471	9-28	.321	7-9	.778	12	32	44	4.4	23-1	6	8	2	2	64	6.4
<b>TOTAL FOR GaTech</b>		<b>10-6</b>	<b>211/21.1</b>	<b>24-51</b>	<b>.471</b>	<b>9-28</b>	<b>.321</b>	<b>7-9</b>	<b>.778</b>	<b>12</b>	<b>32</b>	<b>44</b>	<b>4.4</b>	<b>23-1</b>	<b>6</b>	<b>8</b>	<b>2</b>	<b>2</b>	<b>64</b>	<b>6.4</b>
<b>TOTAL</b>		<b>121-35</b>	<b>2301/19.0</b>	<b>227-512</b>	<b>.443</b>	<b>78-225</b>	<b>.347</b>	<b>70-108</b>	<b>.648</b>	<b>138</b>	<b>322</b>	<b>460</b>	<b>3.8</b>	<b>220-4</b>	<b>111</b>	<b>79</b>	<b>35</b>	<b>63</b>	<b>602</b>	<b>5.0</b>

## Single Game Highs

Statistic	Value	
Points	18	vs Utah Tech 12/21/23
Rebounds	14	vs Seton Hall 03/14/23
Assists	4	6 times
Steals	4	vs Maine 11/15/21
Blocks	3	vs Utah Valley 03/19/23
FG Made	8	vs Utah Tech 12/21/23
FG Attempts	14	vs Northern Colo. 12/15/23
3FG Made	4	vs Northern Colo. 12/15/23
3FG Attempts	8	vs Northern Colo. 12/15/23
FT Made	4	vs California 02/02/23, vs Northwestern 12/15/24
FT Attempts	6	vs UCLA 02/26/23

## ONWUCHEKWA, Doryan

SEASON	TEAM	GP-GS	MIN/AVG	Field Goals		3-Point		F-Throws		Rebounds				Scoring						
				FG-FGA	FG%	3FG-3FGA	3FG%	FT-FTA	FT%	OFF	DEF	TOT	AVG	PF-FO	A	TO	BLK	STL	PTS	AVG
2024-25	GaTech	10-8	182/18.2	15-45	.333	3-18	.167	2-10	.200	18	31	49	4.9	32-2	8	4	6	4	35	3.5
<b>TOTAL</b>		<b>10-8</b>	<b>182/18.2</b>	<b>15-45</b>	<b>.333</b>	<b>3-18</b>	<b>.167</b>	<b>2-10</b>	<b>.200</b>	<b>18</b>	<b>31</b>	<b>49</b>	<b>4.9</b>	<b>32-2</b>	<b>8</b>	<b>4</b>	<b>6</b>	<b>4</b>	<b>35</b>	<b>3.5</b>

## Single Game Highs

Statistic	Value	
Points	7	vs Georgia 11/15/24
Rebounds	11	vs Georgia 11/15/24
Assists	2	vs Georgia 11/15/24, vs Charleston So. 11/27/24
Steals	2	at Oklahoma 12/03/24
Blocks	3	at Oklahoma 12/03/24
FG Made	3	vs Georgia 11/15/24, vs Cincinnati 11/23/24
FG Attempts	8	vs Charleston So. 11/27/24
3FG Made	1	vs Georgia 11/15/24, vs Charleston So. 11/27/24, at North Carolina 12/07/24
3FG Attempts	3	vs Charleston So. 11/27/24, at Oklahoma 12/03/24
FT Made	1	vs Charleston So. 11/27/24, at Oklahoma 12/03/24
FT Attempts	3	vs Texas Southern 11/12/24, vs Georgia 11/15/24

# CAREER SUMMARIES

## POWELL, Duncan

SEASON	TEAM	GP-GS	MIN/AVG	Field Goals		3-Point		F-Throws		Rebounds				Scoring						
				FG-FGA	FG%	3FG-3FGA	3FG%	FT-FTA	FT%	OFF	DEF	TOT	AVG	PF-FO	A	TO	BLK	STL	PTS	AVG
2021-22	NCA&T	1-0	0/0.0	0-0	.000	0-0	.000	0-0	.000	0	0	0	0.0	1-0	0	0	0	0	0	0.0
2022-23	NCA&T	30-4	675/22.5	84-199	.422	11-49	.224	60-96	.625	46	126	172	5.7	50-0	23	35	20	21	239	8.0
2023-24	SacSt	29-23	768/26.5	130-264	.492	14-49	.286	76-111	.685	81	122	203	7.0	56-0	58	50	10	14	350	12.1
2024-25	GaTech	18-1	406/22.6	49-116	.422	16-50	.320	42-62	.677	31	70	101	5.6	29-1	14	16	8	10	156	8.7
<b>TOTAL FOR GaTech</b>		<b>18-1</b>	<b>406/22.6</b>	<b>49-116</b>	<b>.422</b>	<b>16-50</b>	<b>.320</b>	<b>42-62</b>	<b>.677</b>	<b>31</b>	<b>70</b>	<b>101</b>	<b>5.6</b>	<b>29-1</b>	<b>14</b>	<b>16</b>	<b>8</b>	<b>10</b>	<b>156</b>	<b>8.7</b>
<b>TOTAL</b>		<b>78-28</b>	<b>1848/23.7</b>	<b>263-579</b>	<b>.454</b>	<b>41-148</b>	<b>.277</b>	<b>178-269</b>	<b>.662</b>	<b>158</b>	<b>318</b>	<b>476</b>	<b>6.1</b>	<b>136-1</b>	<b>95</b>	<b>101</b>	<b>38</b>	<b>45</b>	<b>745</b>	<b>9.6</b>

## Single Game Highs

Statistic	Value	
Points	21	vs Notre Dame 12/31/24
Rebounds	15	vs Hampton 02/25/23, vs Bethesda (CA) 12/21/23
Assists	10	vs Bethesda (CA) 12/21/23
Steals	3	vs Greensboro 11/26/22, vs UNCW 01/07/23
Blocks	2	6 times
FG Made	9	vs Northern Colo. 02/17/24
FG Attempts	23	at Towson 02/18/23
3FG Made	3	vs Col. of Charleston 01/04/23, vs Boston College 01/04/25, vs Notre Dame 12/31/24
3FG Attempts	8	vs Notre Dame 12/31/24
FT Made	11	at Florida St. 01/18/25
FT Attempts	12	at Florida St. 01/18/25





# CAREER SUMMARIES

## REEVES JR., Kowacie

SEASON	TEAM	GP-GS	MIN/AVG	Field Goals		3-Point		F-Throws		Rebounds				Scoring						
				FG-FGA	FG%	3FG-3FGA	3FG%	FT-FTA	FT%	OFF	DEF	TOT	AVG	PF-FO	A	TO	BLK	STL	PTS	AVG
2021-22	UF	29-10	451/15.6	50-132	.379	32-96	.333	27-36	.750	14	28	42	1.4	25-0	11	18	4	14	159	5.5
2022-23	UF	31-7	599/19.3	93-247	.377	34-130	.262	44-62	.710	12	70	82	2.6	42-1	17	34	6	17	264	8.5
2023-24	GaTech	32-32	922/28.8	110-264	.417	51-133	.383	42-50	.840	33	93	126	3.9	41-0	28	37	16	16	313	9.8
2024-25	GaTech	6-6	143/23.9	22-57	.386	9-32	.281	3-5	.600	6	9	15	2.5	12-0	6	3	7	4	56	9.3
<b>TOTAL FOR GaTech</b>		<b>38-38</b>	<b>1065/28.0</b>	<b>132-321</b>	<b>.411</b>	<b>60-165</b>	<b>.364</b>	<b>45-55</b>	<b>.818</b>	<b>39</b>	<b>102</b>	<b>141</b>	<b>3.7</b>	<b>53-0</b>	<b>34</b>	<b>40</b>	<b>23</b>	<b>20</b>	<b>369</b>	<b>9.7</b>
<b>TOTAL</b>		<b>98-55</b>	<b>2116/21.6</b>	<b>275-700</b>	<b>.393</b>	<b>126-391</b>	<b>.322</b>	<b>116-153</b>	<b>.758</b>	<b>65</b>	<b>200</b>	<b>265</b>	<b>2.7</b>	<b>120-1</b>	<b>62</b>	<b>92</b>	<b>33</b>	<b>51</b>	<b>792</b>	<b>8.1</b>

## Single Game Highs

Statistic	Value	
Points	21	vs Texas A&M 03/10/22
Rebounds	10	vs Alabama A&M 12/09/23
Assists	3	6 times
Steals	3	at Xavier 03/20/22, vs Ga. Southern 11/06/23
Blocks	3	at Cincinnati 11/22/23, vs West Ga. 11/06/24
FG Made	8	vs Florida A&M 11/30/22
FG Attempts	17	vs Texas Southern 11/12/24
3FG Made	5	at Clemson 01/16/24
3FG Attempts	11	vs Texas Southern 11/12/24
FT Made	6	vs Texas A&M 03/10/22, vs Alabama A&M 12/09/23
FT Attempts	8	vs Texas A&M 03/10/22

## SAN MIGUEL, Marcos

SEASON	TEAM	GP-GS	MIN/AVG	Field Goals		3-Point		F-Throws		Rebounds				Scoring							
				FG-FGA	FG%	3FG-3FGA	3FG%	FT-FTA	FT%	OFF	DEF	TOT	AVG	PF-FO	A	TO	BLK	STL	PTS	AVG	
2023-24	GaTech	1-0	2/1.9	0-2	.000	0-1	.000	0-0	.000	1	0	1	1.0	0-0	0	1	0	0	0	0	0.0
2024-25	GaTech	1-0	3/3.4	2-5	.400	0-0	.000	0-0	.000	0	0	0	0.0	0-0	0	1	0	0	4	4.0	
<b>TOTAL</b>		<b>2-0</b>	<b>5/2.7</b>	<b>2-7</b>	<b>.286</b>	<b>0-1</b>	<b>.000</b>	<b>0-0</b>	<b>.000</b>	<b>1</b>	<b>0</b>	<b>1</b>	<b>0.5</b>	<b>0-0</b>	<b>0</b>	<b>2</b>	<b>0</b>	<b>0</b>	<b>4</b>	<b>2.0</b>	

## Single Game Highs

Statistic	Value	
Points	4	vs Alabama A&M 12/28/24
Rebounds	1	vs Alabama A&M 12/09/23
FG Made	2	vs Alabama A&M 12/28/24
FG Attempts	5	vs Alabama A&M 12/28/24
3FG Attempts	1	vs Alabama A&M 12/09/23

# CAREER SUMMARIES

## SQUARE, Ibrahim

				Field Goals		3-Point		F-Throws		Rebounds									Scoring	
SEASON	TEAM	GP-GS	MIN/AVG	FG-FGA	FG%	3FG-3FGA	3FG%	FT-FTA	FT%	OFF	DEF	TOT	AVG	PF-FO	A	TO	BLK	STL	PTS	AVG
2024-25	GaTech	16-2	200/12.5	13-21	.619	0-1	.000	4-16	.250	14	31	45	2.8	36-0	2	8	9	2	30	1.9
<b>TOTAL</b>		<b>16-2</b>	<b>200/12.5</b>	<b>13-21</b>	<b>.619</b>	<b>0-1</b>	<b>.000</b>	<b>4-16</b>	<b>.250</b>	<b>14</b>	<b>31</b>	<b>45</b>	<b>2.8</b>	<b>36-0</b>	<b>2</b>	<b>8</b>	<b>9</b>	<b>2</b>	<b>30</b>	<b>1.9</b>

## Single Game Highs

Statistic	Value	
Points	8	vs Alabama A&M 12/28/24
Rebounds	6	vs Alabama A&M 12/28/24, vs Boston College 01/04/25, vs Clemson 01/14/25
Assists	1	vs Boston College 01/04/25, at SMU 01/11/25
Steals	1	vs Duke 12/21/24, at Syracuse 01/07/25
Blocks	4	vs Boston College 01/04/25
FG Made	4	vs Alabama A&M 12/28/24
FG Attempts	5	vs Alabama A&M 12/28/24
3FG Attempts	1	vs Central Ark. 11/30/24
FT Made	2	vs Charleston So. 11/27/24
FT Attempts	4	vs Cincinnati 11/23/24, vs Charleston So. 11/27/24, vs Boston College 01/04/25

## SUTTON, Darrion

				Field Goals		3-Point		F-Throws		Rebounds									Scoring	
SEASON	TEAM	GP-GS	MIN/AVG	FG-FGA	FG%	3FG-3FGA	3FG%	FT-FTA	FT%	OFF	DEF	TOT	AVG	PF-FO	A	TO	BLK	STL	PTS	AVG
2024-25	GaTech	5-0	46/9.3	1-4	.250	0-2	.000	6-10	.600	1	6	7	1.4	3-0	1	1	2	2	8	1.6
<b>TOTAL</b>		<b>5-0</b>	<b>46/9.3</b>	<b>1-4</b>	<b>.250</b>	<b>0-2</b>	<b>.000</b>	<b>6-10</b>	<b>.600</b>	<b>1</b>	<b>6</b>	<b>7</b>	<b>1.4</b>	<b>3-0</b>	<b>1</b>	<b>1</b>	<b>2</b>	<b>2</b>	<b>8</b>	<b>1.6</b>

## Single Game Highs

Statistic	Value	
Points	4	vs UMBC 12/18/24
Rebounds	4	vs Alabama A&M 12/28/24
Assists	1	vs Alabama A&M 12/28/24
Steals	2	vs Alabama A&M 12/28/24
Blocks	1	vs UMBC 12/18/24, vs Alabama A&M 12/28/24
FG Made	1	vs UMBC 12/18/24
FG Attempts	1	4 times
3FG Attempts	1	vs West Ga. 11/06/24, vs Duke 12/21/24
FT Made	3	vs Alabama A&M 12/28/24
FT Attempts	4	vs UMBC 12/18/24, vs Alabama A&M 12/28/24

# CAREER SUMMARIES

## TERRY, Lance

SEASON	TEAM	GP-GS	MIN/AVG	Field Goals		3-Point		F-Throws		Rebounds				Scoring						
				FG-FGA	FG%	3FG-3FGA	3FG%	FT-FTA	FT%	OFF	DEF	TOT	AVG	PF-FO	A	TO	BLK	STL	PTS	AVG
2019-20	GW	15-0	161/10.7	18-49	.367	13-38	.342	4-7	.571	0	22	22	1.5	21-0	5	13	3	7	53	3.5
2020-21	GW	9-6	201/22.4	31-64	.484	18-41	.439	23-25	.920	3	15	18	2.0	22-0	5	8	1	5	103	11.4
2021-22	GW	31-31	972/31.4	158-344	.459	57-163	.350	69-85	.812	26	80	106	3.4	69-1	37	44	12	32	442	14.3
2022-23	GaTech	29-21	857/29.6	106-252	.421	47-121	.388	35-43	.814	15	67	82	2.8	59-2	36	27	6	18	294	10.1
2024-25	GaTech	18-13	575/32.0	101-216	.468	42-108	.389	41-56	.732	11	36	47	2.6	34-0	30	28	5	23	285	15.8
<b>TOTAL FOR GaTech</b>		<b>47-34</b>	<b>1432/30.5</b>	<b>207-468</b>	<b>.442</b>	<b>89-229</b>	<b>.389</b>	<b>76-99</b>	<b>.768</b>	<b>26</b>	<b>103</b>	<b>129</b>	<b>2.7</b>	<b>93-2</b>	<b>66</b>	<b>55</b>	<b>11</b>	<b>41</b>	<b>579</b>	<b>12.3</b>
<b>TOTAL</b>		<b>102-71</b>	<b>2766/27.1</b>	<b>414-925</b>	<b>.448</b>	<b>177-471</b>	<b>.376</b>	<b>172-216</b>	<b>.796</b>	<b>55</b>	<b>220</b>	<b>275</b>	<b>2.7</b>	<b>205-3</b>	<b>113</b>	<b>120</b>	<b>27</b>	<b>85</b>	<b>1177</b>	<b>11.5</b>

## Single Game Highs

Statistic	Value	
Points	26	at Hampton 12/30/20
Rebounds	7	4 times
Assists	4	vs Charleston So. 11/27/24, at SMU 01/11/25, at USC Upstate 02/26/22
Steals	5	vs Charleston So. 11/27/24
Blocks	2	4 times
FG Made	9	at Florida St. 01/18/25
FG Attempts	19	at North Carolina 12/07/24, at Florida St. 12/21/20
3FG Made	7	at Syracuse 02/28/23
3FG Attempts	13	at North Carolina 12/07/24
FT Made	9	at Hampton 12/30/20
FT Attempts	9	at Campbell 02/09/22, at Hampton 12/30/20



# 2024-25 BOX SCORES

Official Basketball Box Score - Final														Game Time: 7:30 PM	
West Ga. at Georgia Tech														Game Duration: 2:02	
11/09/24 McCamish Pavilion, Atlanta														Attendance: 3,530	
2024-25 Men's Basketball														Officials: Eric Lewis, Jeff Fox, Kellen Milner	
<b>West Ga. - 62</b>														<b>Record: 0-2</b>	
NO. Name	Min	FG M-A	3P M-A	FT M-A	Rebounds OR DR TOT	Fouls PF FD	TP	AS	TO	ST	Blocks BS BA	+/-	Shooting By Period		
5 Shelton Williams-Dryden	F 28:05	5-11	0-0	3-4	2 3 5	1 2	13	1	1	0	0	-21	1st FG% 12.31 38.7%		
11 Kolten Griffin	F 34:28	4-11	1-3	2-2	0 3 3	2 1	11	2	2	0	2	-25	3PT% 14.6 16.7%		
0 Kyrac Davis	G 20:35	3-10	0-0	0-0	1 1 2	1 0	6	1	1	1	0	4	FT% 4.8 50%		
2 Demetrius Johnson II	G 29:15	1-11	0-4	4-6	1 3 4	0 3	6	2	1	1	0	-1	2nd FG% 11-33 34.7%		
10 Michael Griffin	G 23:36	2-3	1-1	1-4	0 1 1	1 3	6	0	1	1	3	-24	3PT% 5.9 56.6%		
1 Brady Hardewig	24:38	2-4	1-3	0-0	0 3 3	2 0	5	2	1	2	0	0	FT% 10-18 55.6%		
24 Tamaury Releford	11:55	2-6	0-0	0-0	2 2 4	3 4	4	0	0	0	0	0	GMFG% 23-64 36.9%		
4 Rickey Ballard	17:13	3-7	2-3	0-0	0 1 1	4 1	8	1	0	0	1	1	FT% 10-18 55.6%		
21 Tauris Watson	10:15	1-1	1-1	0-2	0 0 0	1 2	3	1	0	0	0	0	Dead Ball Rebounds: 7, 1		
Team					0 2 2		0		1						
<b>Totals</b>	<b>23:64</b>	<b>6-15</b>	<b>10-18</b>	<b>6 19</b>	<b>25 15</b>	<b>62</b>	<b>10</b>	<b>8</b>	<b>6</b>	<b>6</b>	<b>6</b>	<b>-23</b>			

Official Basketball Box Score - Final														Game Time: 7:30 PM	
Georgia Tech - 85														Game Duration: 2:23	
11/09/24 McCamish Pavilion, Atlanta														Attendance: 3,530	
2024-25 Men's Basketball														Officials: Ted Valentine, Bill Covington Jr., Mark Schur	
<b>Georgia Tech - 85</b>														<b>Record: 1-0</b>	
NO. Name	Min	FG M-A	3P M-A	FT M-A	Rebounds OR DR TOT	Fouls PF FD	TP	AS	TO	ST	Blocks BS BA	+/-	Shooting By Period		
11 Baye Ndongo	F 23:32	3-5	0-0	4-6	1 6 7	2 6	10	4	2	0	3	1	16	1st FG% 21-37 56.8%	
1 Nathian George	G 23:04	2-6	1-3	2-3	0 1 1	1 2	7	7	1	0	0	0	23	3PT% 4-13 30.8%	
2 Javian McCollum	G 30:05	7-12	3-6	1-1	1 3 4	0 1	18	5	3	4	0	1	32	FT% 4-6 66.7%	
9 Luke O'Brien	G 21:46	4-9	0-4	0-1	1 9 10	1 1	8	1	2	0	0	1	21	2nd FG% 12-31 38.7%	
14 Kwacile Reeves Jr.	G 25:28	6-13	1-5	2-2	1 3 4	1 1	15	0	0	1	3	0	17	3PT% 3-14 21.4%	
0 Lance Terry	G 23:32	4-7	1-3	0-0	1 2 3	3 2	9	1	1	0	0	1	11	FT% 8-11 72.7%	
3 Jaeden Mustaf	14:50	2-5	0-0	0-0	1 1 2	0 0	4	2	0	0	0	2	2	GMFG% 33-68 48.5%	
31 Duncan Powell	16:07	3-5	1-3	2-2	1 0 1	3 1	9	0	0	0	0	6	3PT% 7-27 25.9%		
45 Doryan Onwuchekwa	11:01	2-5	0-2	0-0	3 4 7	3 0	4	0	0	0	0	6	FT% 12-17 70.6%		
10 Darran Sutton	06:33	0-1	0-0	0-0	0 0 0	2 0	0	0	0	0	0	0	2	Dead Ball Rebounds: 7, 0	
30 Ibrahim Souare	04:02	0-0	0-0	1-2	0 3 3	0 1	1	0	0	0	0	0	1		
Team					3 4 7		0		2						
<b>Totals</b>	<b>33:68</b>	<b>7-27</b>	<b>12-17</b>	<b>13 36</b>	<b>49 16</b>	<b>85</b>	<b>20</b>	<b>12</b>	<b>5</b>	<b>6</b>	<b>6</b>	<b>23</b>			

Technical Fouls: NONE													
Biggest lead		WestGa		GaTech		Points from Turnovers		WestGa		GaTech		Period by Period Scoring	
0 (1st 20:00)		30 (2nd 12:23)		25		9		5		48		1st 2nd TOT	
Best Scoring Run		5 (1st 14:49)		7 (1st 12:29)		Paint		2		27		WestGa 29 33 62	
Lead Changes		0		Second Chance		10		22		GaTech 50 35 85			
Times Tied		0		Fast Breaks		7		17					
Time with Lead		00:00		39:35		Bench		20		27			

Official Basketball Box Score - Final														Game Time: 1:00 PM	
North Florida at Georgia Tech														Game Duration: 2:12	
11/10/24 McCamish Pavilion, Atlanta														Attendance: 3,553	
2024-25 Men's Basketball														Officials: Ted Valentine, Bill Covington Jr., Mark Schur	
<b>North Florida - 105</b>														<b>Record: 3-0</b>	
NO. Name	Min	FG M-A	3P M-A	FT M-A	Rebounds OR DR TOT	Fouls PF FD	TP	AS	TO	ST	Blocks BS BA	+/-	Shooting By Period		
10 Josh Harris	F 28:15	8-10	0-0	6-8	4 3 7	3 5	22	1	0	1	0	0	8	1st FG% 20-36 55.6%	
0 Jassai Miles	G 32:45	5-12	2-8	6-7	1 10 11	5 4	18	4	2	0	1	1	9	3PT% 8-18 27.8%	
2 Nate Litteras	G 31:21	7-11	2-4	2-3	1 4 5	1 2	18	1	1	0	2	0	5	FT% 6-9 88.9%	
4 Jaylen Smith	G 28:48	6-14	3-8	0-0	0 6 6	2 1	15	5	2	0	1	0	8	2nd FG% 17-33 51.5%	
33 Oscar Berry	G 18:41	0-2	0-2	0-0	0 3 3	0 1	0	0	0	0	0	0	0	3PT% 4-13 30.8%	
7 Liam Murphy	21:14	3-6	2-4	2-2	0 2 2	1 1	10	0	2	0	0	1	13	GMFG% 37-69 53.6%	
11 Kamrin Oriol	21:42	4-8	0-4	4-6	0 2 2	3 3	12	0	0	1	0	0	0	3PT% 9-31 29.0%	
5 Dante Oliver	04:06	1-1	0-0	1-1	0 1 0	1 0	3	0	1	0	0	0	2	FT% 22-29 75.9%	
55 Ametri Moss	13:08	3-5	0-1	1-2	1 0 1	0 2	7	1	0	1	0	0	5	Dead Ball Rebounds: 4, 2	
Team					1 2 3		0		1						
<b>Totals</b>	<b>37:69</b>	<b>9-31</b>	<b>22-29</b>	<b>10 31 41</b>	<b>14 20</b>	<b>105</b>	<b>12</b>	<b>9</b>	<b>3</b>	<b>4</b>	<b>2</b>	<b>12</b>			

Technical Fouls: Mies 2nd 1:30															
Georgia Tech - 93														<b>Record: 1-1</b>	
NO. Name	Min	FG M-A	3P M-A	FT M-A	Rebounds OR DR TOT	Fouls PF FD	TP	AS	TO	ST	Blocks BS BA	+/-	Shooting By Period		
11 Baye Ndongo	F 28:50	9-18	1-1	1-3	3 7 10	4 4	20	3	1	1	0	0	-1	1st FG% 21-38 55.3%	
1 Nathian George	G 35:27	2-5	1-3	0-0	0 6 6	3 1	5	7	1	1	0	0	-8	3PT% 6-14 42.9%	
2 Javian McCollum	G 33:22	5-9	2-4	2-2	0 3 3	3 3	14	6	3	0	0	0	-4	FT% 16-41 39.0%	
9 Luke O'Brien	G 27:35	6-10	1-3	2-2	3 5 8	3 1	15	1	1	0	0	0	-7	2nd FG% 12-31 38.7%	
14 Kwacile Reeves Jr.	G 25:49	6-12	4-9	1-2	1 0 1	4 1	17	3	0	1	2	0	-13	3PT% 7-15 46.7%	
0 Lance Terry	25:01	5-10	4-7	0-0	0 3 3	2 0	14	1	3	1	0	0	-11	FT% 5-6 83.3%	
31 Duncan Powell	12:26	2-10	0-2	0-3	5 1 6	1 2	4	1	1	0	0	0	-10	GMFG% 37-79 46.8%	
45 Doryan Onwuchekwa	06:30	2-5	0-0	0-0	1 0 1	0 1	4	0	0	0	0	0	-6	3PT% 13-29 44.8%	
Team					0 0 0		0		0					FT% 6-12 50.0%	
<b>Totals</b>	<b>37:79</b>	<b>13-29</b>	<b>6-12</b>	<b>13 25 38</b>	<b>20 13 33</b>	<b>93</b>	<b>22</b>	<b>10</b>	<b>4</b>	<b>2</b>	<b>4</b>	<b>-12</b>			

Technical Fouls: NONE													
Biggest lead		UNF		GaTech		Points from Turnovers		UNF		GaTech		Period by Period Scoring	
21 (2nd 6:14)		9 (1st 14:42)		13		17		52		46		1st 2nd TOT	
Best Scoring Run		14 (2nd 11:08)		10 (2nd 2:50)		Paint		16		10		UNF 53 52 105	
Lead Changes		7		Second Chance		14		15					
Times Tied		7		Fast Breaks		14		15					
Time with Lead		23:28		13:25		Bench		32		22			

Official Basketball Box Score - Final														Game Time: 7:30 PM	
Texas Southern at Georgia Tech														Game Duration: 2:23	
11/12/24 McCamish Pavilion, Atlanta														Attendance: 3,384	
2024-25 Men's Basketball														Officials: Roger Ayers, Bart Lonox, Claire Aubry	
<b>Texas Southern - 62</b>														<b>Record: 1-3</b>	
NO. Name	Min	FG M-A	3P M-A	FT M-A	Rebounds OR DR TOT	Fouls PF FD	TP	AS	TO	ST	Blocks BS BA	+/-	Shooting By Period		
1 Kenny Hunter	F 29:20	3-10	0-0	0-0	2 7 9	1 1	6	1	2	0	0	0	-16	1st FG% 9-34 26.5%	
25 Grayson Carter	F 16:49	3-6	2-4	0-0	1 0 1	4 2	8	1	1	0	0	0	0	3PT% 3-4 75.0%	
0 Jaylin Jackson-Posey	G 10:47	0-2	0-0	0-0	0 1 1	1 0	0	0	0	0	0	0	-8	FT% 4-9 44.4%	
2 Kavion McClain	G 32:32	2-9	1-1	0-1	1 3 4	1 3	5	3	1	0	1	-20	2nd FG% 13-32 40.6%		
8 Alex Anderson	G 21:02	0-3	0-0	0-4	3 2 5	3 2	0	3	0	0	0	-9	3PT% 3-10 30.0%		
14 Kolby Granger	19:27	0-2	0-1	5-6	0 2 2	0 2	5	1	0	2	0	2	2	FT% 8-13 61.5%	
4 Josh Farmer	11:10	2-8	0-0	2-5	0 3 3	1 4	6	0	0	1	1	-11	GMFG% 22-66 33.3%		
5 Jaylen Wysinger	18:47	2-8	0-4	2-2	1 2 3	3 1	6	0	0	0	0	-16	FT% 12-22 54.5%		
7 Zaire Hayes	11:47	3-7	2-3	0-0	0 0 0	4 0	8	2	1	0	0	1	7	Dead Ball Rebounds: 5, 0	
23 Duane Posey	18:13	6-9	0-0	3-4	4 2 6	5 3	15	0	1	2	0	0	-6		
3 Oumar Koureissi	01:55	0-0	0-0	0-0	0 0 0	0 0	0	0	0	0	0	0	-5		
32 Kahlil Farooq	08:11	1-2	1-1	0-0	1 1 2	1 0	3	0	0	0	0	0	-13		
Team					1 4 5		0		0						
<b>Totals</b>	<b>22:66</b>	<b>6-14</b>	<b>12-22</b>	<b>14 27 41</b>	<b>24 18</b>	<b>62</b>	<b>12</b>	<b>12</b>	<b>8</b>	<b>2</b>	<b>5</b>	<b>-19</b>			

Technical Fouls: Anderson 1st 10:28															
Georgia Tech - 81														<b>Record: 2-4</b>	
NO. Name	Min	FG M-A	3P M-A	FT M-A	Rebounds OR DR TOT	Fouls PF FD	TP	AS	TO	ST	Blocks BS BA	+/-	Shooting By Period		
11 Baye Ndongo	F 32:51	5-10	1-1	8-10	4 7 11	4 6	19	1	2	1	0	1	30	1st FG% 14-34 41.2%	
45 Dory															



# 2024-25 BOX SCORES

Official Basketball Box Score - Final													Game Time: 2:00 PM							
Cincinnati at Georgia Tech													Game Duration: 2:01							
11/23/24 McCarish Pavilion, Atlanta													Attendance: 4,970							
2024-25 Men's Basketball													Officials: Ron Groover, Bert Smith, James Breding							
Cincinnati - 81													Record: 5-0							
NO. Name	Min	FG	3P	FT	Rebounds	Fouls	TP	AS	TO	ST	Blocks	+/-	Shooting By Period							
23 Dillon Mitchell	F 30:22	6-10	1-2	1-4	2	9	11	3	14	1	0	1	0	1st FG% 18.30	60.0%	3PT% 4.8	50.0%	FT% 5.6	83.3%	
41 Simas Lukosius	F 30:12	4-11	2-5	2-2	1	2	0	2	12	1	2	0	1	2nd FG% 14.32	43.8%	3PT% 5-14	35.7%	FT% 3-6	50%	
55 Aziz Bandago	C 28:40	2-4	0-0	4-4	2	4	6	2	6	8	1	2	1	GMFG% 32.62	51.6%	3PT% 9-22	40.9%	FT% 8-12	66.7%	
2 Jozelle James	G 28:51	7-13	0-5	0-0	1	2	3	1	14	7	1	2	1	Dead Ball Rebounds: 4, 1						
8 Connor Hickman	G 25:26	6-8	2-3	0-0	5	1	5	1	0	14	3	1	0	Technical Fouls: NONE						
12 Tyler Betsley	17:18	2-5	2-2	0-0	2	3	5	3	0	6	1	1	0							
22 Arrinton Page	07:03	2-3	0-0	0-0	0	0	0	5	0	4	0	1	0							
1 Day Day Thomas	15:36	2-3	2-3	0-0	1	1	1	3	1	6	2	2	0							
10 Josh Reed	13:45	0-3	0-2	1-2	1	0	1	1	1	1	0	0	0							
3 Rayvon Griffith	01:54	1-2	0-0	0-0	0	1	1	0	0	2	0	0	0							
65 Halvine Dzelat	00:53	0-0	0-0	0-0	0	0	0	0	0	0	0	0	0							
<b>Totals</b>		32-62	9-22	8-12	9	27	36	20	14	81	16	12	4	5	1	23				

Official Basketball Box Score - Final													Game Time: 7:30 PM							
Charleston So. at Georgia Tech													Game Duration: 2:16							
11/23/24 McCarish Pavilion, Atlanta													Attendance: 3,414							
2024-25 Men's Basketball													Officials: Clarence Armstrong, Mark Schurr, Connor Rinn							
Georgia Tech - 58													Record: 2-3							
NO. Name	Min	FG	3P	FT	Rebounds	Fouls	TP	AS	TO	ST	Blocks	+/-	Shooting By Period							
11 Baye Ndongo	F 24:03	2-4	0-0	1-4	1	5	6	3	4	5	1	3	0	1st FG% 11-33	33.3%	3PT% 2-11	18.2%	FT% 5-7	71.4%	
45 Doryan Onwuchekwa	C 20:34	3-7	0-2	0-0	2	2	4	5	0	6	1	0	1	2nd FG% 10-28	35.7%	3PT% 3-9	33.3%	FT% 6-13	46.2%	
1 Naithan George	G 27:14	5-9	3-6	0-0	0	0	0	1	13	1	2	0	0	GMFG% 21-59	35.6%	3PT% 5-20	25.0%	FT% 11-20	55.0%	
2 Jaivan McCollum	G 14:03	2-5	1-2	0-0	0	2	2	0	1	5	2	0	0	Dead Ball Rebounds: 7, 4						
14 Kwaciac Reeves Jr.	G 21:08	1-6	1-4	0-1	0	1	1	2	1	3	0	1	0	Technical Fouls: NONE						
0 Lance Terry	29:06	2-11	0-4	3-4	1	0	1	0	3	7	0	2	0							
3 Jaeden Mustaf	14:13	0-5	0-0	2-2	1	0	1	0	3	2	3	1	0							
9 Luke O'Brien	22:43	2-5	0-1	0-0	2	3	5	2	1	4	0	0	0							
31 Duncan Powell	22:39	3-6	0-1	4-5	1	2	3	1	4	10	0	0	1							
30 Ibrahim Souare	03:24	1-1	0-0	1-4	1	0	1	0	2	3	0	0	0							
35 Emmer Nichols	00:53	0-0	0-0	0-0	0	0	0	0	0	0	0	0	0							
<b>Totals</b>		21-59	5-20	11-20	12	17	29	14	20	58	8	12	5	1	5	23				

Biggest lead		Points from Turnovers		Period by Period Scoring	
26 (2 <sup>nd</sup> 0:57)	2 (1 <sup>st</sup> 18:56)	Cinci	GaTech	1st	2nd
Best Scoring Run	10 (1 <sup>st</sup> 16:06) 4 (1 <sup>st</sup> 3:17)	Paint	44	28	Cinci
Lead Changes	1	Second Chance	6	12	GaTech
Times Tied	1	Fast Breaks	16	7	
Time with Lead	38:15	Bench	19	26	

Official Basketball Box Score - Final													Game Time: 7:30 PM							
Georgia Tech - 91													Game Duration: 2:16							
11/23/24 McCarish Pavilion, Atlanta													Attendance: 3,414							
2024-25 Men's Basketball													Officials: Ted Valentine, Tim Cougherty, Ben Str							
Charleston So. - 67													Record: 1-7							
NO. Name	Min	FG	3P	FT	Rebounds	Fouls	TP	AS	TO	ST	Blocks	+/-	Shooting By Period							
2 Taje Kelly	F 35:40	6-17	1-4	7-12	0	5	5	8	8	20	3	2	0	1st FG% 8-27	29.6%	3PT% 3-13	23.1%	FT% 13-19	68.4%	
23 Reis Jones	F 15:58	1-1	0-0	3-4	2	4	6	3	2	5	0	0	0	2nd FG% 6-22	27.3%	3PT% 1-9	11.1%	FT% 3-9	33.3%	
30 Thompson Camara	F 26:03	5-10	4-7	0-0	2	1	3	1	1	14	0	0	1	GMFG% 17-56	30.4%	3PT% 12-16	75%	FT% 2-5	40%	
5 Derrick Harris Jr.	G 16:38	0-4	0-0	0-0	1	2	3	2	0	0	2	2	1	Dead Ball Rebounds: 4, 1						
7 Daylen Berry	G 39:17	0-6	0-3	8-9	0	3	2	8	8	6	5	2	1	Technical Fouls: NONE						
1 Lamar Oden Jr.	21:32	2-6	2-5	2-4	2	1	3	3	2	8	0	2	0							
8 Jaylon Gibson	21:53	2-6	0-0	3-4	3	3	6	1	3	7	1	1	0							
10 Keenan Wilkins	20:50	1-6	1-5	2-2	0	3	3	0	2	5	1	2	0							
34 Lase Olatere	02:09	0-0	0-0	0-0	0	1	1	0	0	0	0	0	0							
<b>Totals</b>		17-56	8-24	25-35	13	24	37	17	26	67	13	14	4	3	1	24				

Official Basketball Box Score - Final													Game Time: 8:00 PM						
Georgia Tech at Oklahoma													Game Duration: 2:14						
11/23/24 Lloyd Hale Center, Norman													Attendance: 7,725						
2024-25 Men's Basketball													Officials: Don Daly, Orlando Pote, Jason Baker						
Georgia Tech - 61													Record: 4-4						
NO. Name	Min	FG	3P	FT	Rebounds	Fouls	TP	AS	TO	ST	Blocks	+/-	Shooting By Period						
11 Baye Ndongo	F 13:42	2-5	0-0	0-0	0	4	4	5	0	4	0	2	0	1st FG% 14-31	45.2%	3PT% 4-10	40.0%	FT% 2-3	66.7%
45 Doryan Onwuchekwa	G 28:21	0-3	0-3	1-2	2	3	5	4	1	1	0	1	2	2nd FG% 8-22	36.4%	3PT% 1-9	11.1%	FT% 10-15	66.7%
0 Lance Terry	G 37:07	5-14	3-7	1-1	1	2	3	1	2	14	0	2	0	GMFG% 22-53	41.5%	3PT% 5-19	26.3%	FT% 3-5	60.0%
1 Naithan George	G 37:37	3-8	0-4	2-3	0	0	0	3	2	8	5	2	0	Dead Ball Rebounds: 2, 0					
9 Luke O'Brien	G 28:28	3-3	1-1	0-0	0	4	4	2	0	7	1	1	1	Technical Fouls: Bench 2 <sup>nd</sup> 6:03					
31 Duncan Powell	30:45	4-9	0-2	3-4	3	9	12	2	6	11	1	0	1						
3 Jaeden Mustaf	29:30	5-11	1-2	5-8	1	1	2	4	5	16	2	2	0						
30 Ibrahim Souare	00:30	0-0	0-0	0-0	0	0	0	0	0	0	0	0	0						
<b>Totals</b>		22-53	5-19	12-18	7	26	33	22	16	61	9	11	4	1	15				

Biggest lead		Points from Turnovers		Period by Period Scoring	
11 (1 <sup>st</sup> 12:40)	15 (2 <sup>nd</sup> 1:33)	GT	OU	1st	2nd
Best Scoring Run	6 (1 <sup>st</sup> 14:33) 14 (2 <sup>nd</sup> 16:25)	Paint	30	16	GT
Lead Changes	3	Second Chance	4	4	OU
Times Tied	1	Fast Breaks	3	13	
Time with Lead	00:00	Bench	27	18	

Official Basketball Box Score - Final													Game Time: 1:00 PM						
Central Ark. at Georgia Tech													Game Duration: 2:04						
11/30/24 McCarish Pavilion, Atlanta													Attendance: 3,414						
2024-25 Men's Basketball													Officials: Ted Valentine, Tim Cougherty, Ben Str						
Georgia Tech - 87													Record: 4-3						
NO. Name	Min	FG	3P	FT	Rebounds	Fouls	TP	AS	TO	ST	Blocks	+/-	Shooting By Period						
11 Baye Ndongo	F 28:08	5-9	0-0	3-4	2	7	9	3	4	13	0	0	0	1st FG% 18-34	52.9%	3PT% 9-18	50.0%	FT% 4-10	100%
45 Doryan Onwuchekwa	C 19:20	2-4	0-1	0-0	2	4	6	1	4	1	1	0	0	2nd FG% 11-27	40.7%	3PT% 4-14	28.6%	FT% 12-16	75%
0 Lance Terry	G 35:51	8-14	5-10	4-4	1	1	2	3	25	1	3	1	0	GMFG% 29-61	47.5%	3PT% 14-32	43.8%	FT% 16-20	80.0%
1 Naithan George	G 34:07	5-15	4-10	2-2	0	4	4	0	1	16	1	1	0	Dead Ball Rebounds: 2, 0					
9 Luke O'Brien	G 17:05	3-7	2-6	0-0	1	2	3	8	1	0	1	0	0	Technical Fouls: NONE					
3 Jaeden Mustaf	28:28	5-8	1-2	7-8	2	2	4	3	5	18	2	1	2						
30 Ibrahim Souare	13:37	0-1	0-1	0-0	1	2	3	2	0	0	0	0	0						
31 Duncan Powell	23:24	1-3	1-2	0-2	2	7	9	0	1	3	2	1	0						
<b>Totals</b>		29-61	13-32	16-20	12	29	41	15	13	87	8	7	1	3	19				

Biggest lead		Points from Turnovers		Period by Period Scoring	
0 (1 <sup>st</sup> 20:00)	19 (2 <sup>nd</sup> 0:30)	UCA	GaTech	1st	2nd
Best Scoring Run	8 (1 <sup>st</sup> 3:14) 10 (1 <sup>st</sup> 17:25)	Paint	12	30	UCA
Lead Changes	0	Second Chance	1	13	GaTech
Times Tied	0	Fast Breaks	10	6	
Time with Lead	00:00	Bench	8	21	

Official Basketball Box Score - Final													Game Time: 8:00 PM						
Georgia Tech at Oklahoma													Game Duration: 2:14						
11/23/24 Lloyd Hale Center, Norman													Attendance: 7,725						
2024-25 Men's Basketball													Officials: Don Daly, Orlando Pote, Jason Baker						
Oklahoma - 76													Record: 8-0						
NO. Name	Min	FG	3P	FT	Rebounds	Fouls	TP	AS	TO	ST	Blocks	+/-	Shooting By Period						
10 Sam Godwin	F 18:28	0-2	0-0	2-2	1	3	4	4	2	2	0	3	0	1st FG% 8-25	32.0%	3PT% 5-14	35.7%	FT% 9-11	81.8%
14 Jalyn Moore	F 36:16	3-10	0-3	9-10	4	7	11	2	6	15	1	2	1	2nd FG% 12-27	44.4%	3PT% 5-14	35.7%	FT% 17-19	89.5%
0 Jeremiah Fears	G 24:27	4-11	0-3	10-11	0	4	5	2	6	18	3	2	2	GMFG% 20-52	38.5%	3PT% 10-28	35.7%	FT% 3-5	60.0%
1 Kobe Elvis	G 30:17	4-8	4-8	0-0	0	4	4	2	1	12	2	0	3	Dead Ball Rebounds: 1, 0					
15 Duke Miles	G 20:31	4-7	2-4	1-2	0	0	0	3	2	11									

# 2024-25 BOX SCORES

Official Basketball Box Score - Final															Game Time: 2:00 PM	
Georgia Tech at North Carolina															Game Duration: 2:11	
12/07/24 Dean Smith Center, Chapel Hill															Attendance: 19,026	
2024-25 Men's Basketball															Officials: Ron Groover, Jeffrey Clark, Jemel Spearman	
<b>Georgia Tech - 65</b>															<b>Record: 4-5 (0-1)</b>	
NO. Name	Min	FG	3P	FT	Rebounds	Fouls	TP	AS	TO	ST	Blocks	BS	BA	+/-	1st FG%	3PT%
11 Baye Ndongo	F 34:36	7-13	0-1	5-10	3 9 12	2 6 19	1	1	0	1	0	1	0	1	34.3%	0%
45 Doryan Onwuchekwa	C 18:43	1-5	1-2	0-0	1 3 4	4 1 3	1	0	0	1	0	0	0	5.0%	50%	
0 Lance Terry	G 31:25	5-19	5-13	7-8	1 3 4	4 4 6	22	2	2	1	0	0	0	22.6%	8.9%	
1 Nathanael George	G 39:02	4-14	2-6	2-2	1 7 8	1 1 12	4	5	2	1	1	1	1	28.6%	15.4%	
9 Luke O'Brien	G 13:28	0-2	0-0	0-0	0 0 0	0 0 0	0	0	0	0	0	0	0	0%	0%	
3 Jaeden Mustaf	G 31:32	2-7	0-1	2-2	2 2 4	4 3 6	1	4	0	0	0	1	0	28.6%	0%	
31 Duncan Powell	G 21:03	1-4	0-2	1-2	1 1 2	2 1 3	0	1	2	1	0	0	0	25.0%	0%	
30 Ibrahim Souare	G 03:25	0-0	0-0	0-0	0 0 0	0 0 0	0	0	0	0	0	0	0	0%	0%	
<b>Team</b>					<b>2 1 3</b>	<b>0 0 0</b>	<b>0</b>	<b>0</b>	<b>0</b>	<b>0</b>	<b>0</b>	<b>0</b>	<b>0</b>	<b>0</b>		<b>70.8%</b>
<b>Totals</b>		<b>20-64</b>	<b>8-27</b>	<b>17-24</b>	<b>11 26 37</b>	<b>20 18 65</b>	<b>9</b>	<b>14</b>	<b>5</b>	<b>4</b>	<b>2</b>	<b>3</b>	<b>0</b>			
<b>Technical Fouls: NONE</b>															<b>Shooting By Period</b>	
															1st FG%	12-27 44.4%
															3PT%	3-13 23.1%
															FT%	4-6 66.7%
															2nd FG%	11-32 34.4%
															3PT%	2-11 18.2%
															FT%	13-15 86.7%
															GMFG%	23-59 39.0%
															3PT%	5-24 20.8%
															FT%	17-21 81.0%
															Dead Ball Rebounds: 1.1	
<b>North Carolina - 68</b>															<b>Record: 5-4 (1-0)</b>	
NO. Name	Min	FG	3P	FT	Rebounds	Fouls	TP	AS	TO	ST	Blocks	BS	BA	+/-	1st FG%	3PT%
22 Ven Allen Lubin	F 16:06	2-2	0-0	1-3	2 6 8	5 2 5	0	1	1	1	0	0	0	3	100%	0%
3 Eliot Cadeau	G 29:28	4-13	1-6	0-0	1 5 6	2 3 9	4	7	3	1	0	0	0	31.0%	16.7%	
4 RJ Davis	G 37:59	5-15	2-8	4-5	1 4 7	3 16 3	2	2	0	0	2	0	2	33.3%	25.0%	
7 Seth Trimble	G 33:37	5-8	1-1	8-9	3 4 7	2 6 19	0	0	4	0	0	0	0	9.0%	0%	
9 Drake Powell	G 14:37	0-2	0-0	0-0	0 1 1	2 1 0	1	2	0	0	0	0	0	0%	0%	
13 Jalen Washington	19:50	1-2	0-0	0 1 5	1 1 2	0 0 0	1	2	0	0	0	0	0	0%	0%	
11 Ian Jackson	26:42	5-14	1-4	4-4	1 1 2	1 15 1	1	0	0	0	0	0	2	35.7%	25.0%	
24 Jae'Lyn Withers	16:29	1-4	0-0	0 6 6	2 2 2	1 3 0	0	0	0	0	0	0	0	9.0%	0%	
5 Cade Tyson	04:55	0-1	0-1	0-0	0 0 0	0 0 0	0	0	0	0	0	0	0	0%	0%	
2 James Brown	01:16	0-0	0-0	0-0	0 0 0	0 0 0	0	0	0	0	0	0	0	0%	0%	
<b>Team</b>					<b>4 1 5</b>	<b>0 0 0</b>	<b>0</b>	<b>0</b>	<b>0</b>	<b>0</b>	<b>0</b>	<b>0</b>	<b>0</b>	<b>0</b>		
<b>Totals</b>		<b>23-59</b>	<b>5-24</b>	<b>17-21</b>	<b>13 35 48</b>	<b>18 20 68</b>	<b>10</b>	<b>18</b>	<b>11</b>	<b>2</b>	<b>4</b>	<b>3</b>	<b>0</b>			
<b>Technical Fouls: NONE</b>															<b>Shooting By Period</b>	
															1st FG%	12-27 44.4%
															3PT%	3-13 23.1%
															FT%	4-6 66.7%
															2nd FG%	11-32 34.4%
															3PT%	2-11 18.2%
															FT%	13-15 86.7%
															GMFG%	23-59 39.0%
															3PT%	5-24 20.8%
															FT%	17-21 81.0%
															Dead Ball Rebounds: 1.1	

Official Basketball Box Score - Final															Game Time: 7:30 PM	
UMBC at Georgia Tech															Game Duration: 2:08	
12/10/24 McCamish Pavilion, Atlanta															Attendance: 3,494	
2024-25 Men's Basketball															Officials: Clarence Armstrong, Chuck Jones, Courtney Green	
<b>UMBC - 82</b>															<b>Record: 7-6</b>	
NO. Name	Min	FG	3P	FT	Rebounds	Fouls	TP	AS	TO	ST	Blocks	BS	BA	+/-	1st FG%	3PT%
2 Josh Odunowo	F 21:19	1-5	0-0	0-0	2 2 4	2 0 2	1	4	1	0	2	0	0	-19	20.0%	0%
6 Louie Jordan	F 31:17	5-10	5-10	2-4	0 4 4	1 3 17	3	1	0	0	0	0	0	-4	50.0%	100%
1 Ace Valentine	G 37:06	7-10	1-2	1-2	0 3 3	4 2 16	4	4	3	0	1	0	1	-5	70.0%	16.7%
23 Bryce Johnson	G 35:25	8-15	2-5	3-4	0 5 5	1 4 21	4	1	2	0	1	0	1	-5	53.3%	40.0%
24 Marcus Banks	G 22:26	3-8	2-6	0-0	0 2 2	2 0 8	0	2	1	0	0	0	0	-11	37.5%	33.3%
10 Devan Sapp	10:54	1-4	0-2	0-0	0 1 1	1 0 2	0	0	0	0	0	0	0	3	25.0%	0%
20 JC Harris	04:30	1-1	0-0	0-0	0 0 0	0 0 0	0	0	0	0	0	0	0	-7	0%	0%
4 Marlon Short	19:13	1-2	0-0	4-6	0 1 1	3 4 6	5	0	0	0	0	0	0	3	50.0%	0%
0 Regimantas Ciumys	14:40	3-3	0-0	2-3	0 2 2	4 2 8	1	0	2	0	0	0	0	3	100%	0%
3 Chaydon Stone	02:56	0-0	0-0	0-0	0 0 0	1 0 0	0	0	0	0	0	0	0	-5	0%	0%
5 Dayton Dickerson	00:14	0-0	0-0	0-0	0 0 0	0 0 0	0	0	0	0	0	0	0	0	0%	0%
<b>Team</b>					<b>3 1 4</b>	<b>0</b>	<b>0</b>	<b>0</b>	<b>0</b>	<b>0</b>	<b>0</b>	<b>0</b>	<b>0</b>	<b>0</b>		
<b>Totals</b>		<b>30-58</b>	<b>10-25</b>	<b>12-19</b>	<b>5 21 26</b>	<b>19 15 82</b>	<b>18</b>	<b>13</b>	<b>9</b>	<b>0</b>	<b>5</b>	<b>0</b>	<b>5</b>	<b>-9</b>		
<b>Technical Fouls: NONE</b>															<b>Shooting By Period</b>	
															1st FG%	21-34 61.8%
															3PT%	4-6 66.7%
															FT%	7-10 70%
															2nd FG%	11-27 40.7%
															3PT%	4-10 40.0%
															FT%	12-19 63.2%
															GMFG%	30-58 51.7%
															3PT%	10-25 40.0%
															FT%	12-19 63.2%
															Dead Ball Rebounds: 2.0	
<b>Georgia Tech - 91</b>															<b>Record: 5-6</b>	
NO. Name	Min	FG	3P	FT	Rebounds	Fouls	TP	AS	TO	ST	Blocks	BS	BA	+/-	1st FG%	3PT%
11 Baye Ndongo	F 29:25	7-15	0-0	3-5	6 3 9	1 3 17	4	3	3	1	0	0	0	3	46.7%	0%
12 Ryan Mutombo	C 13:09	2-5	0-0	2-3	3 4 7	1 3 6	0	2	0	0	0	0	0	-2	40.0%	0%
0 Lance Terry	G 34:12	5-10	3-5	2-2	1 4 5	3 3 15	3	4	1	0	0	0	0	6	50.0%	60.0%
1 Nathanael George	G 28:29	5-9	2-5	6-6	0 3 3	2 3 18	8	3	2	0	0	0	1	1	40.0%	40.0%
3 Jaeden Mustaf	G 34:04	7-14	1-3	0-2	1 4 5	4 1 15	5	1	1	0	0	0	0	11	50.0%	33.3%
9 Luke O'Brien	18:45	2-2	2-2	1-2	1 3 4	2 1 7	1	0	0	0	0	0	0	20	100%	100%
2 Javian McCollum	18:08	1-3	0-1	3-4	0 1 1	1 2 5	3	0	0	0	0	0	0	11	33.3%	0%
31 Duncan Powell	12:28	2-2	0-0	1-1	1 3 4	0 1 4	0	1	0	0	0	0	0	2	100%	0%
10 Darrion Sutton	11:20	1-1	0-0	2-4	1 2 3	1 2 4	0	0	0	0	0	0	0	3	100%	0%
<b>Team</b>					<b>0 1 1</b>	<b>0</b>	<b>0</b>	<b>0</b>	<b>0</b>	<b>0</b>	<b>0</b>	<b>0</b>	<b>0</b>	<b>0</b>		
<b>Totals</b>		<b>32-61</b>	<b>8-16</b>	<b>19-29</b>	<b>14 28 42</b>	<b>15 19 91</b>	<b>24</b>	<b>14</b>	<b>7</b>	<b>5</b>	<b>0</b>	<b>0</b>	<b>9</b>	<b>0</b>		
<b>Technical Fouls: NONE</b>															<b>Shooting By Period</b>	
															1st FG%	21-34 61.8%
															3PT%	4-6 66.7%
															FT%	7-10 70%
															2nd FG%	11-27 40.7%
															3PT%	4-10 40.0%
															FT%	12-19 63.2%
															GMFG%	30-58 51.7%
															3PT%	10-25 40.0%
															FT%	12-19 63.2%
															Dead Ball Rebounds: 4.0	

Official Basketball Box Score - Final															Game Time: 3:05 PM	
Georgia Tech at Northwestern															Game Duration: 1:53	
12/15/24 Fiserv Forum, Milwaukee															Attendance: 19,026	
2024-25 Men's Basketball															Officials: Doug Simmons, Ron Groover, Bert Smith	
<b>Georgia Tech - 60</b>															<b>Record: 4-6</b>	
NO. Name	Min	FG	3P	FT	Rebounds	Fouls	TP	AS	TO	ST	Blocks	BS	BA	+/-	1st FG%	3PT%
11 Baye Ndongo	F 18:51	2-4	0-0	0-2	1 4 5	2 2 4	0	3	0	0	0	0	0	-20	50.0%	0%
45 Doryan Onwuchekwa	C 07:53	0-1	0-0	0-0	0 0 0	0 0 0	0	0	0	0	0	0	0	0	0%	0%
0 Lance Terry	G 34:28	7-16	2-7	1-2	1 3 4	4 0 3	17	2	3	0	1	0	0	-10	43.8%	28.6%
1 Nathanael George	G 30:00	1-6	1-3	0-0	0 7 7	2 1 3	7	3	0	0	0	0	0	-1	16.7%	33.3%
9 Luke O'Brien	G 22:00	1-6	0-4	4-4	1 1 2	1 2 6	0	0	0	0	0	0	0	-17	16.7%	0%
2 Javian McCollum	23:08	1-5	1-4	0-0	0 2 2	2 0 3	2	0	3	2	1	1	0	-22	20.0%	25.0%
31 Duncan Powell	12:22	2-2	2-2	0-0	0 5 5	0 0 0	6	2	2	0	0	0	0	4	100%	100%
12 Ryan Mutombo	21:33	5-8	0-0	1-1	6 7 1	2 1 2	10	1	1	0	0	0	2	2	62.5%	0%
3 Jaeden Mustaf	26:30	3-8	1-3	4-4	2 4 6	4 4 11	0	1	0	0	0	0	0	1	37.5%	25.0%
10 Darrion Sutton	03:15	0-0	0-0	0-0	0 0 0	0 0 0	0	0	0	0	0	0	0	7	0%	0%
<b>Team</b>					<b>2 2 4</b>	<b>0</b>	<b>0</b>	<b>1</b>	<b>0</b>	<b>1</b>	<b>0</b>	<b>0</b>	<b>0</b>	<b>0</b>		
<b>Totals</b>		<b>22-56</b>	<b>7-24</b>	<b>9-13</b>	<b>8 34 42</b>											

# 2024-25 BOX SCORES

Official Basketball Box Score - Final														Game Time: 2:00 PM		
Alabama A&M at Georgia Tech														Game Duration: 2:06		
12/20/24 McCarish Pavilion, Atlanta														Attendance: 4,430		
2024-25 Men's Basketball														Officials: Ron Groover, Mark Schnur, Kellen Milner		
<b>Alabama A&amp;M - 49</b>														<b>Record: 4-9</b>		
NO. Name	Min	FG	3P	FT	Rebounds	Fouls	TP	AS	TO	ST	Blocks	BS	BA	+/-	Shooting By Period	
7 Saliou Seye	F 10:25	1-3	0-1	0-0	1 0 1	2 3	2	0	2	0	0	0	0	-13	1st FG% 9-35 25.7%	
23 Chad Moodle	F 23:05	0-8	0-0	1-4	3 1 4	2 3	1	0	2	0	1	3	-18	3PT% 4-14 28.6%		
0 AC Bryant	G 19:15	4-10	2-6	1-2	1 4 5	2 1	2	1	1	0	1	1	-20	FT% 6-37 16.2%		
4 Quincy McGriff	G 21:28	3-10	1-5	0-0	2 2 0	0 0	7	2	3	0	0	0	-34	2nd FG% 6-37 16.2%		
22 Lorenzo Downey	G 18:04	0-5	0-3	0-0	1 1 0	0 0	1	1	2	1	0	1	-21	3PT% 4-19 21.1%		
5 London Riley	21:08	3-7	3-6	0-0	0 1 1	1 0	9	1	0	2	0	0	-9	FT% 8-12 66.7%		
55 Aaron Smith	16:02	0-5	0-1	0-0	2 4 6	3 1	0	0	1	1	0	2	-19	GMFG% 15-72 20.8%		
2 Bilal Abdur-Rahman	15:54	2-8	1-4	6-7	0 2 2	1 3	11	4	1	1	0	1	-16	3PT% 8-33 24.2%		
30 Darius Ford	13:17	1-3	0-2	0-0	0 1 1	0 1	2	1	2	1	0	0	-14	FT% 11-17 64.7%		
13 Angok Anyang	11:35	0-3	0-0	2-2	3 1 4	3 2	1	0	1	0	0	0	-4	Dead Ball Rebounds: 6, 1		
34 Bol Kuir	05:54	0-2	0-0	0-0	2 0 2	1 0	0	0	1	0	0	0	-8			
10 Clance Crosby	09:20	0-3	0-0	1-2	4 0 4	2 1	1	1	2	1	0	0	-20			
12 Warren Yeh	07:42	0-2	0-2	0-0	0 0 0	1 0	0	0	1	0	0	0	-10			
6 Jaylen Colon	06:02	1-3	1-3	0-0	0 0 0	0 0	1	3	0	0	0	0	-7			
14 Ademola Otadipo	00:49	0-0	0-0	0-0	0 1 1	0 0	0	0	0	0	0	0	-2			
Team					3 2 5	0	0	0	1	0	0	0	0			
Totals	15:72	8-33	11-17	20	19	39	17	17	49	11	19	11	2	8	-43	
Technical Fouls: NONE																

Official Basketball Box Score - Final														Game Time: 7:20 PM		
Georgia Tech - 92														Game Duration: 2:05		
12/20/24 McCarish Pavilion, Atlanta														Attendance: 4,914		
2024-25 Men's Basketball														Officials: Lee Cassel, Lamar Simpson, Tim Oougherty		
<b>Georgia Tech - 92</b>														<b>Record: 6-7</b>		
NO. Name	Min	FG	3P	FT	Rebounds	Fouls	TP	AS	TO	ST	Blocks	BS	BA	+/-	Shooting By Period	
11 Baye Ndongo	F 18:49	4-5	0-0	2-4	2 4 6	4 3	10	4	6	3	1	0	0	16	1st FG% 18-30 60.0%	
12 Ryan Mutombo	C 10:56	1-1	0-0	0-0	2 0 2	0 0	2	1	1	0	0	0	0	7	3PT% 4-13 30.8%	
0 Lance Terry	G 32:17	8-14	5-8	1-2	0 3 3	0 1	22	2	1	1	0	0	39	FT% 5-7 71.4%		
1 Naithan George	G 32:31	2-8	0-4	0-0	1 5 6	3 1	4	9	3	1	1	0	0	17	2nd FG% 6-13 46.2%	
3 Jaeden Mustaf	G 26:47	4-7	1-2	4-4	1 6 7	3 3	13	6	2	5	0	0	27	3PT% 4-8 50.0%		
31 Duncan Powell	23:29	2-2	1-1	1-2	0 7 7	2 1	6	2	1	0	2	0	29	FT% 8-10 80%		
2 Javian McCollum	15:54	5-11	3-6	5-5	0 1 1	2 4	18	2	2	1	0	1	27	GMFG% 33-61 54.1%		
30 Ibrahim Souare	19:00	4-5	0-0	0-0	3 3 6	3 2	8	0	0	2	1	2	21	3PT% 10-21 47.6%		
10 Darion Sutton	13:25	0-1	0-0	3-4	0 4 4	0 2	3	1	0	2	1	0	4	FT% 16-21 76.2%		
33 Marcos San Mguel	03:26	2-5	0-0	0-0	0 0 0	0 0	4	0	1	0	0	0	3	Dead Ball Rebounds: 3, 0		
35 Emmer Nichols	03:26	1-2	0-0	0-0	1 1 2	0 0	2	0	1	0	1	0	3			
Team					0 3 3	0	0	1	0	0	0	0	0			
Totals	33-61	10-21	16-21	10	37	47	17	17	92	27	19	13	8	2	43	
Technical Fouls: NONE																

Biggest lead		Points from		Turnovers		Paint		Second Chance		Fast Breaks		Bench	
AMU	GaTech	AMU	GaTech	AMU	GaTech	AMU	GaTech	AMU	GaTech	AMU	GaTech	AMU	GaTech
2 (1st 17:08)	43 (2nd 1:59)	13	20	10	42	13	14	14	20	28	41	25	24
Best Scoring Run	6 (2nd 13:49)	12 (1st 6:30)											
Lead Changes	4												
Times Tied	3												
Time with Lead	00:33	36:59											

Official Basketball Box Score - Final														Game Time: 12:00 PM		
Boston College at Georgia Tech														Game Duration: 2:03		
01/04/25 McCarish Pavilion, Atlanta														Attendance: 3,949		
2024-25 Men's Basketball														Officials: Tony Henderson, Jerry Heater, Jeff Fox		
<b>Boston College - 64</b>														<b>Record: 9-6 (1-3)</b>		
NO. Name	Min	FG	3P	FT	Rebounds	Fouls	TP	AS	TO	ST	Blocks	BS	BA	+/-	Shooting By Period	
31 Elijah Strong	F 32:21	6-14	2-5	2-4	3 3 6	4 3	16	0	4	0	0	0	0	-19	1st FG% 13-31 41.9%	
32 Chad Venning	F 30:39	8-15	0-0	3-5	3 5 8	3 4	19	1	2	0	1	1	-8	3PT% 3-7 42.9%		
1 Dion Brown	G 15:56	1-3	0-0	0-0	0 1 1	2 0	3	1	0	0	0	0	-16	FT% 2-3 66.7%		
7 Joshua Beadle	G 19:57	2-3	1-1	0-1	0 2 2	1 2	5	3	2	1	0	1	-10	2nd FG% 12-28 42.9%		
13 Donald Hand Jr.	G 30:35	2-7	0-2	2-2	1 5 6	2 1	6	0	3	2	1	0	-5	3PT% 2-8 25.0%		
5 Fred Payne	19:51	1-5	1-2	2-2	0 1 1	1 2	5	2	0	0	0	0	-11	FT% 7-12 58.3%		
00 Ches Kelley III	10:53	1-3	0-2	0-0	0 0 0	3 1	2	1	0	0	0	0	-10	GMFG% 25-59 42.4%		
3 Roger McFarlane	17:44	3-5	1-3	0-0	1 2 3	1 0	7	0	1	0	0	0	-14	3PT% 5-15 33.3%		
22 Jayden Hastings	09:21	0-1	0-0	0-0	2 2 1	0 0	0	0	0	0	0	0	-13	FT% 9-15 60.0%		
10 Luka Toews	12:43	1-3	0-0	0-1	0 1 1	3 1	2	4	0	0	0	1	2	Dead Ball Rebounds: 4, 1		
Team					0 1 1	0	0	0	0	0	0	0	0			
Totals	25-59	5-15	9-15	8	23	31	21	15	64	14	13	3	2	5	-21	
Technical Fouls: NONE																

Official Basketball Box Score - Final														Game Time: 7:00 PM		
Georgia Tech at Syracuse														Game Duration: 2:08		
01/07/25 JMA Wireless Dome, Syracuse														Attendance: 13,935		
2024-25 Men's Basketball														Officials: Clarence Armstrong, Brent Hampton, K.B. Burdett, Jr.		
<b>Georgia Tech - 55</b>														<b>Record: 8-8 (2-3)</b>		
NO. Name	Min	FG	3P	FT	Rebounds	Fouls	TP	AS	TO	ST	Blocks	BS	BA	+/-	Shooting By Period	
11 Baye Ndongo	F 28:14	3-9	0-1	0-1	2 6 8	2 2	6	0	2	3	1	0	0	-10	1st FG% 11-37 29.7%	
12 Ryan Mutombo	C 14:46	1-3	0-0	0-1	1 2 3	1 1	2	0	0	0	0	1	0	-1	3PT% 2-10 20.0%	
0 Lance Terry	G 34:48	6-13	3-8	3-4	0 1 1	0 4	18	1	3	1	2	1	-4	FT% 0-1 0%		
1 Naithan George	G 35:29	6-15	1-7	0-0	1 4 5	1 1	13	5	2	0	2	1	-3	2nd FG% 13-29 44.8%		
3 Jaeden Mustaf	G 23:01	4-8	0-0	0-3	2 4 6	2 3	8	0	1	4	0	1	-8	3PT% 2-11 18.2%		
2 Javian McCollum	26:50	3-13	0-4	0-0	1 3 4	1 0	8	2	3	0	1	1	-6	FT% 3-10 30%		
30 Ibrahim Souare	16:42	0-1	0-0	0-0	1 3 4	3 0	0	0	0	0	0	0	-9	GMFG% 24-66 36.4%		
31 Duncan Powell	20:10	1-4	0-1	0-2	3 2 5	3 1	2	0	2	0	0	1	-6	3PT% 4-21 19.0%		
Team					1 2 3	0	0	1	0	0	0	0	0	Dead Ball Rebounds: 3, 0		
Totals	24-66	4-21	3-11	12	27	39	13	12	55	8	13	12	5	6	-7	
Technical Fouls: NONE																

Biggest lead		Points from		Turnovers		Paint		Second Chance		Fast Breaks		Bench	
GTECH	SYR	GTECH	SYR	GTECH	SYR	GTECH	SYR	GTECH	SYR	GTECH	SYR	GTECH	SYR
3 (2nd 11:05)	8 (2nd 4:14)	6	18	32	34	7	10	4	9	25	37	62	62
Best Scoring Run	8 (2nd 11:05)	7 (2nd 8:29)											
Lead Changes	4												
Times Tied	3												
Time with Lead	00:57	36:16											

Official Basketball Box Score - Final														Game Time: 2:30 PM		
Notre Dame at Georgia Tech														Game Duration: 2:05		
12/31/24 McCarish Pavilion, Atlanta														Attendance: 4,914		
2024-25 Men's Basketball														Officials: Lee Cassel, Lamar Simpson, Tim Oougherty		
<b>Notre Dame - 75</b>														<b>Record: 7-6 (1-1)</b>		
NO. Name	Min	FG	3P	FT	Rebounds	Fouls	TP	AS	TO	ST	Blocks	BS	BA	+/-	Shooting By Period	
7 Tae Davis	F 34:09	9-16	0-2	9-10	4 3 7	3 8	27	3	1	0	0	0	3	-5	1st FG% 9-32 28.1%	
14 Kebsa Njie	F 20:24	1-3	0-0	2-2	3 1 4	2 3	4	0	3	0	0	0	0	-11	3PT% 4-13 30.8%	
1 Julian Roper II	G 21:53	1-5	0-2	0-0	5 1 6	2 0	2	2	0	0	0	0	-14	FT% 2-3 66.7%		
11 Braeden Shrewsbury	G 33:59	4-11	4-6	0-0	2 2 0	1 0	12	2	1	1	0	0	-8	2nd FG% 18-30 60.0%		
41 Matt Allocco	G 37:05	6-13	2-4	1-2	1 1 2	4 2	15	7	2	1	1	1	-5	3PT% 5-8 62.5%		
20 J.R. Konieczny	29:50	2-6	2-5	0-0	1 4 5	3 1	6	2	1	1	1	0	5	FT% 10-11 90.9%		
25 Nikita Konstantynovskiy	10:15	3-														



# 2024-25 BOX SCORES

Official Basketball Box Score - Final															Game Time: 3:35 PM																																																																														
Georgia Tech at SMU															Game Duration: 2:0																																																																														
01/11/25 Moody Coliseum, Dallas, Texas															Attendance: 5,52																																																																														
2024-25 Men's Basketball															Officials: Lee Cassel, Kipp Kissinger, Isaac Barne																																																																														
<b>Georgia Tech - 71</b>															<b>Record: 8-9 (2-4)</b>																																																																														
NO. Name	Min	FG	3P	FT	Rebounds	Fouls	TP	AS	TO	ST	Blocks	BS	BA	+/-	Shooting By Period																																																																														
11 Baye Ndong	F 22:42	1-3	0-0	4-5	1 6 7	2 5	6	1	3	0	0	0	1	-28	1 <sup>st</sup> FG% 7:24 29.2%	1 <sup>st</sup> FG% 14:31 45.2%																																																																													
12 Ryan Mutombo	C 16:25	2-6	0-0	0-0	1 1 2	1 0	4	0	0	0	0	0	1	-14	3 <sup>PT</sup> % 1-7 14.3%	3 <sup>PT</sup> % 3-10 30.0%																																																																													
0 Lance Terry	G 30:11	5-15	0-6	0-0	1 3 4	4 2	10	4	3	0	1	1	-16	FT% 4-4 100%	FT% 5-6 83.3%																																																																														
1 Nathaniel George	G 35:20	4-10	2-5	1-1	1 4 5	0 3	11	10	7	0	1	0	-10	2 <sup>nd</sup> FG% 20:35 57.1%	2 <sup>nd</sup> FG% 9:21 42.9%																																																																														
3 Jaeden Mustaf	G 13:52	2-3	0-0	1-2	0 0 0	5 1	5	0	3	0	1	0	-19	3 <sup>PT</sup> % 8-16 50.0%	3 <sup>PT</sup> % 5-13 38.5%																																																																														
2 Javian McCollum	32:20	7-11	5-8	1-2	1 3 4	0 2	20	5	2	0	1	1	-10	FT% 4-10 40%	FT% 11-14 78.6%																																																																														
30 Ibrahim Souare	15:43	1-1	0-0	0-0	0 0 0	4 1	2	1	1	0	0	0	-4	GM FG% 27:59 45.8%	GMFG% 23:52 44.2%																																																																														
31 Duncan Powell	33:27	5-10	2-4	1-4	3 8 11	0 3	13	1	1	2	1	1	-9	3 <sup>PT</sup> % 9-23 39.1%	3 <sup>PT</sup> % 8-23 34.8%																																																																														
Team					3 1 4	0	0	2							FT% 8-14 57.1%	FT% 16-20 80.0%																																																																													
Totals	27:59	9-23	8-14	11	26	37	16	17	71	22	2	5	-22	Dead Ball Rebounds: 2, 0																																																																															
Technical Fouls: NONE																																																																																													
<b>SMU - 93</b>															<b>Record: 12-4 (3-2)</b>																																																																														
NO. Name	Min	FG	3P	FT	Rebounds	Fouls	TP	AS	TO	ST	Blocks	BS	BA	+/-	Shooting By Period																																																																														
33 Matt Cross	F 31:53	4-10	2-6	1-2	2 5 7	2 3	11	4	2	3	2	0	23	1 <sup>st</sup> FG% 19:34 55.9%	1 <sup>st</sup> FG% 7:23 30.4%																																																																														
24 Samet Yigitoglu	C 26:03	2-7	0-1	3-5	3 6 9	4 3	7	1	3	3	2	0	27	3 <sup>PT</sup> % 8-14 57.1%	3 <sup>PT</sup> % 2-10 20.0%																																																																														
0 B.J. Edwards	C 29:15	8-11	2-2	1-2	1 2 3	2 3	19	6	1	6	0	1	26	FT% 4-7 57.1%	FT% 9-11 81.8%																																																																														
2 Boggie Miller	G 21:17	2-7	0-3	0-0	0 1 1	2 1	4	9	1	2	0	0	7	2 <sup>nd</sup> FG% 16:36 44.4%	2 <sup>nd</sup> FG% 12:31 38.7%																																																																														
3 Chuck Harris	G 29:33	7-11	4-6	3-4	2 1 3	3 2	21	2	1	0	0	1	19	3 <sup>PT</sup> % 6-14 42.9%	3 <sup>PT</sup> % 5-10 50.0%																																																																														
8 Kario Oquendo	21:07	4-8	3-5	1-2	0 1 1	0 3	12	3	0	1	1	0	14	FT% 5-8 62.5%	FT% 5-8 62.5%																																																																														
5 Tihon Gorener	10:16	1-1	0-0	0-0	1 1 1	2 0	2	0	0	0	0	0	1	GM FG% 35:70 50.0%	GMFG% 19:54 35.2%																																																																														
21 Yoban Traore	14:55	5-9	3-3	0-0	1 3 4	1 1	13	0	0	0	0	0	-4	3 <sup>PT</sup> % 14-28 50.0%	3 <sup>PT</sup> % 7-20 35.0%																																																																														
22 Keon Ambrose-Hylton	10:18	2-5	0-1	0-0	1 1 2	1 0	4	0	1	0	0	0	8	FT% 9-15 60.0%	FT% 14-19 73.7%																																																																														
20 Jerrell Colbert	02:34	0-0	0-0	0-0	0 0 0	0 0	0	0	0	0	0	0	-3	Dead Ball Rebounds: 2, 1																																																																															
10 AJ George	02:02	0-0	0-0	0-0	0 2 2	0 0	0	0	0	0	0	0	-6																																																																																
35 Jackson Young	00:47	0-1	0-1	0-0	0 0 0	0 0	0	0	0	0	0	0	-2																																																																																
Team					3 1 4	0	0	0																																																																																					
Totals	35:70	14-28	9-15	13	24	37	17	16	93	25	10	5	22	Dead Ball Rebounds: 1, 1																																																																															
Technical Fouls: NONE																																																																																													
<table border="1"> <tr> <th colspan="2">GT</th> <th colspan="2">SMU</th> </tr> <tr> <td>Biggest lead</td> <td>2 (1<sup>st</sup> 19:46)</td> <td>37 (2<sup>nd</sup> 16:45)</td> <td></td> </tr> <tr> <td>Best Scoring Run</td> <td>6 (1<sup>st</sup> 12:13)</td> <td>14 (1<sup>st</sup> 4:35)</td> <td></td> </tr> <tr> <td>Lead Changes</td> <td>1</td> <td></td> <td></td> </tr> <tr> <td>Times Tied</td> <td>0</td> <td></td> <td></td> </tr> <tr> <td>Time with Lead</td> <td>00:17</td> <td>39:29</td> <td></td> </tr> </table>															GT		SMU		Biggest lead	2 (1 <sup>st</sup> 19:46)	37 (2 <sup>nd</sup> 16:45)		Best Scoring Run	6 (1 <sup>st</sup> 12:13)	14 (1 <sup>st</sup> 4:35)		Lead Changes	1			Times Tied	0			Time with Lead	00:17	39:29		<table border="1"> <tr> <th colspan="2">Points from</th> <th colspan="2">GT</th> <th colspan="2">SMU</th> </tr> <tr> <td>Turnovers</td> <td>7</td> <td>27</td> <td></td> <td></td> <td></td> </tr> <tr> <td>Paint</td> <td>32</td> <td>34</td> <td></td> <td></td> <td></td> </tr> <tr> <td>Second Chance</td> <td>7</td> <td>11</td> <td></td> <td></td> <td></td> </tr> <tr> <td>Fast Breaks</td> <td>15</td> <td>18</td> <td></td> <td></td> <td></td> </tr> <tr> <td>Bench</td> <td>35</td> <td>31</td> <td></td> <td></td> <td></td> </tr> </table>		Points from		GT		SMU		Turnovers	7	27				Paint	32	34				Second Chance	7	11				Fast Breaks	15	18				Bench	35	31				<table border="1"> <tr> <th colspan="3">Period by Period Scoring</th> </tr> <tr> <th></th> <th>1st</th> <th>2nd</th> <th>TOT</th> </tr> <tr> <td>GT</td> <td>19</td> <td>52</td> <td>71</td> </tr> <tr> <td>SMU</td> <td>50</td> <td>43</td> <td>93</td> </tr> </table>		Period by Period Scoring				1st	2nd	TOT	GT	19	52	71	SMU	50	43	93
GT		SMU																																																																																											
Biggest lead	2 (1 <sup>st</sup> 19:46)	37 (2 <sup>nd</sup> 16:45)																																																																																											
Best Scoring Run	6 (1 <sup>st</sup> 12:13)	14 (1 <sup>st</sup> 4:35)																																																																																											
Lead Changes	1																																																																																												
Times Tied	0																																																																																												
Time with Lead	00:17	39:29																																																																																											
Points from		GT		SMU																																																																																									
Turnovers	7	27																																																																																											
Paint	32	34																																																																																											
Second Chance	7	11																																																																																											
Fast Breaks	15	18																																																																																											
Bench	35	31																																																																																											
Period by Period Scoring																																																																																													
	1st	2nd	TOT																																																																																										
GT	19	52	71																																																																																										
SMU	50	43	93																																																																																										

Official Basketball Box Score - Final															Game Time: 3:00 PM																																																																														
Clemson at Georgia Tech															Game Duration: 2:06																																																																														
01/14/25 McCamish Pavilion, Atlanta															Attendance: 4,047																																																																														
2024-25 Men's Basketball															Officials: Tony Henderson, Brian O'Connell, Jerry Heater																																																																														
<b>Clemson - 70</b>															<b>Record: 14-4 (6-1)</b>																																																																														
NO. Name	Min	FG	3P	FT	Rebounds	Fouls	TP	AS	TO	ST	Blocks	BS	BA	+/-	Shooting By Period																																																																														
0 Viktor Lakhin	F 35:27	4-9	0-4	2-4	0 6 6	1 5	10	4	3	0	1	0	13	1 <sup>st</sup> FG% 14:31 45.2%	1 <sup>st</sup> FG% 7:23 30.4%																																																																														
4 Ian Schieffelin	F 36:02	5-8	2-4	4-6	2 5 7	2 4	16	6	0	4	1	0	8	3 <sup>PT</sup> % 3-10 30.0%	3 <sup>PT</sup> % 2-10 20.0%																																																																														
7 Chauncey Wiggins	F 25:22	3-5	1-1	0-0	1 2 3	3 1	7	0	3	0	0	1	5	FT% 4-4 100%	FT% 5-6 83.3%																																																																														
1 Chase Hunter	G 35:46	3-9	2-5	6-6	0 1 1	3 4	14	3	1	1	1	0	9	2 <sup>nd</sup> FG% 20:35 57.1%	2 <sup>nd</sup> FG% 9:21 42.9%																																																																														
11 Jaeden Zackery	G 33:01	7-12	3-5	4-4	0 6 6	3 2	21	1	2	3	0	1	10	3 <sup>PT</sup> % 8-16 50.0%	3 <sup>PT</sup> % 5-13 38.5%																																																																														
2 Dillon Hunter	20:03	1-5	0-3	0-0	1 3 4	3 1	2	0	0	0	0	0	13	FT% 4-10 40%	FT% 11-14 78.6%																																																																														
10 Del Jones	06:59	0-3	0-1	0-0	0 2 2	0 0	0	2	0	0	0	0	1	GM FG% 27:59 45.8%	GMFG% 23:52 44.2%																																																																														
14 Christian Reeves	03:22	0-0	0-0	0-0	0 2 2	0 0	0	0	0	0	0	0	-5	3 <sup>PT</sup> % 9-23 39.1%	3 <sup>PT</sup> % 8-23 34.8%																																																																														
3 Jake Heidbreder	03:58	0-1	0-0	0-0	0 0 0	0 0	0	0	0	0	0	0	1	FT% 8-14 57.1%	FT% 16-20 80.0%																																																																														
Team					1 0 1	0	0							Dead Ball Rebounds: 3, 0																																																																															
Totals	23:52	8-23	16-20	5	27	32	18	17	70	16	9	8	4	2	11																																																																														
Technical Fouls: NONE																																																																																													
<b>Georgia Tech - 59</b>															<b>Record: 8-10 (2-5)</b>																																																																														
NO. Name	Min	FG	3P	FT	Rebounds	Fouls	TP	AS	TO	ST	Blocks	BS	BA	+/-	Shooting By Period																																																																														
11 Baye Ndong	F 37:49	5-11	1-2	3-5	4 8 12	3 3	14	1	2	3	1	0	-11	1 <sup>st</sup> FG% 19:34 55.9%	1 <sup>st</sup> FG% 7:23 30.4%																																																																														
30 Ibrahim Souare	F 21:29	0-1	0-0	0-0	2 4 6	4 0	0	0	0	0	1	0	-8	3 <sup>PT</sup> % 8-14 57.1%	3 <sup>PT</sup> % 2-10 20.0%																																																																														
31 Duncan Powell	F 34:33	3-12	1-5	2-2	2 5 7	5 2	9	0	1	0	0	0	-13	FT% 4-7 57.1%	FT% 9-11 81.8%																																																																														
1 Nathaniel George	G 37:27	5-11	3-6	0-1	1 2 3	3 4	13	4	5	0	0	0	-12	2 <sup>nd</sup> FG% 16:36 44.4%	2 <sup>nd</sup> FG% 12:31 38.7%																																																																														
2 Javian McCollum	G 37:59	3-11	1-4	4-4	0 0 0	1 3	11	5	2	1	0	0	-13	3 <sup>PT</sup> % 6-14 42.9%	3 <sup>PT</sup> % 5-10 50.0%																																																																														
3 Jaeden Mustaf	25:51	-3-8	-1-3	-5-7	0 2 2	1 6	12	0	3	1	0	0	-1	FT% 5-8 62.5%	FT% 5-8 62.5%																																																																														
12 Ryan Mutombo	04:53	0-0	0-0	0-0	0 2 2	0 0	0	0	0	0	0	0	3	GM FG% 35:70 50.0%	GMFG% 19:54 35.2%																																																																														
Team					3 1 4	0	0	1						3 <sup>PT</sup> % 14-28 50.0%	3 <sup>PT</sup> % 7-20 35.0%																																																																														
Totals	19:54	7-20	14-19	12	24	36	17	18	59	10	14	6	2	4	-11	Dead Ball Rebounds: 1, 1																																																																													
Technical Fouls: NONE																																																																																													
<table border="1"> <tr> <th colspan="2">CL</th> <th colspan="2">GaTech</th> </tr> <tr> <td>Biggest lead</td> <td>19 (2<sup>nd</sup> 8:27)</td> <td>0 (1<sup>st</sup> 20:00)</td> <td></td> </tr> <tr> <td>Best Scoring Run</td> <td>8 (1<sup>st</sup> 14:20)</td> <td>9 (2<sup>nd</sup> 2:30)</td> <td></td> </tr> <tr> <td>Lead Changes</td> <td>0</td> <td></td> <td></td> </tr> <tr> <td>Times Tied</td> <td>0</td> <td></td> <td></td> </tr> <tr> <td>Time with Lead</td> <td>39:36</td> <td>00:00</td> <td></td> </tr> </table>															CL		GaTech		Biggest lead	19 (2 <sup>nd</sup> 8:27)	0 (1 <sup>st</sup> 20:00)		Best Scoring Run	8 (1 <sup>st</sup> 14:20)	9 (2 <sup>nd</sup> 2:30)		Lead Changes	0			Times Tied	0			Time with Lead	39:36	00:00		<table border="1"> <tr> <th colspan="2">Points from</th> <th colspan="2">CL</th> <th colspan="2">GaTech</th> </tr> <tr> <td>Turnovers</td> <td>15</td> <td>11</td> <td></td> <td></td> <td></td> </tr> <tr> <td>Paint</td> <td>28</td> <td>20</td> <td></td> <td></td> <td></td> </tr> <tr> <td>Second Chance</td> <td>7</td> <td>6</td> <td></td> <td></td> <td></td> </tr> <tr> <td>Fast Breaks</td> <td>6</td> <td>8</td> <td></td> <td></td> <td></td> </tr> <tr> <td>Bench</td> <td>2</td> <td>12</td> <td></td> <td></td> <td></td> </tr> </table>		Points from		CL		GaTech		Turnovers	15	11				Paint	28	20				Second Chance	7	6				Fast Breaks	6	8				Bench	2	12				<table border="1"> <tr> <th colspan="3">Period by Period Scoring</th> </tr> <tr> <th></th> <th>1st</th> <th>2nd</th> <th>TOT</th> </tr> <tr> <td>CL</td> <td>36</td> <td>34</td> <td>70</td> </tr> <tr> <td>GaTech</td> <td>25</td> <td>34</td> <td>59</td> </tr> </table>		Period by Period Scoring				1st	2nd	TOT	CL	36	34	70	GaTech	25	34	59
CL		GaTech																																																																																											
Biggest lead	19 (2 <sup>nd</sup> 8:27)	0 (1 <sup>st</sup> 20:00)																																																																																											
Best Scoring Run	8 (1 <sup>st</sup> 14:20)	9 (2 <sup>nd</sup> 2:30)																																																																																											
Lead Changes	0																																																																																												
Times Tied	0																																																																																												
Time with Lead	39:36	00:00																																																																																											
Points from		CL		GaTech																																																																																									
Turnovers	15	11																																																																																											
Paint	28	20																																																																																											
Second Chance	7	6																																																																																											
Fast Breaks	6	8																																																																																											
Bench	2	12																																																																																											
Period by Period Scoring																																																																																													
	1st	2nd	TOT																																																																																										
CL	36	34	70																																																																																										
GaTech	25	34	59																																																																																										

Official Basketball Box Score - Final															Game Time: 12:00 PM	
Georgia Tech at Florida State															Game Duration: 2:11	
01/18/25 Donald L. Tucker Center, Tallahassee															Attendance: 6,75	
2024-25 FSU Men's Basketball															Officials: A.J. Dessi, Jemel Spearman, Michael Kitz	
<b>Georgia Tech - 78</b>															<b>Record: 8-11 (2-6)</b>	
NO. Name	Min	FG	3P	FT	Rebounds	Fouls	TP	AS	TO	ST	Blocks	BS	BA	+/-	Shooting By Period	
11 Baye Ndong	F 26:13	1-3	0-0	1-1	2 10 12	5 3	3	1	2	0	0	0	1	1	1 <sup>st</sup> FG% 7:27 25.9%	1 <sup>st</sup> FG% 15:34 44.1%
30 Ibrahim Souare	F 27:15	1-1	0-0	0-2	1 1 2	4 2	2	0	2	0	0	0	-10	3 <sup>PT</sup> % 2-4 14.3%	3 <sup>PT</sup> % 5-17 29.4%	
0 Lance Terry	G 38:33	9-17	2-6	3-4	0 1 1	1 2	23	2	2	1	0	2	-15	FT% 8-10 80%	FT% 2-4 50%	
1 Nathaniel George	G 38:26	4-12	2-7	0-2	0 3 3	2 1	10	4	1	1	1	0	-9	2 <sup>nd</sup> FG% 19:33 57.6%	2 <sup>nd</sup> FG% 9:21 42.9%	
2 Javian McCollum	G 36:51	7-17	4-11	2-3	0 2 2	1 3	20	4	3	0	1	1	-17	3 <sup>PT</sup> % 7-15 46.7%	3 <sup>PT</sup> % 7-15 46.7%	
31 Duncan Powell	32:42	4-10	1-5	11-12	3 3 6	4 6	20	2	2	1	0	1	-15	FT% 9-14 64.3%	FT% 9-14 64.3%	
Team					4 2 6	0	0								GM FG% 26:60 43.3%	GMFG% 26:60 43.3%
Totals	26:60	9-29	17-24	10	22	32	17	17	78	13	12	6	1	-13	3 <sup>PT</sup> % 9-29 31.0%	3 <sup>PT</sup> % 17-24 70.8%
Technical Fouls: NONE																
<b>Florida State - 91</b>															<b>Record: 13-5 (4-3)</b>	
NO. Name	Min	FG	3P	FT	Rebounds	Fouls	TP	AS	TO	ST	Blocks	BS	BA	+/-	Shooting By Period	
1 Jamir Watkins	F 31:24	6-12	3-7	2-3	1 4 5	3 6	17	3	1	2	1	0	14	1 <sup>st</sup> FG% 15:34 44.1%	1 <sup>st</sup> FG% 15:34 44.1%	
10 Taylor Bol Bowen	F 28:17	7-9	3-5	3-5	1 3 4	1 3	20	0	1	0	0	0				

# MISCELLANEOUS

## Starting Lineups

Date	Opponent	Result	F	F	C	G	G	Lineup#	Record
N6	WEST GEORGIA	W, 85-62	Reeves Jr.	O'Brien	Ndongo	McCollum	George	1	1-0
N10	NORTH FLORIDA	L, 93-105	Reeves Jr.	O'Brien	Ndongo	McCollum	George	1	1-1
N12	TEXAS SOUTHERN	W, 81-62	Reeves Jr.	Ndongo	Ornwuchekwa	McCollum	George	2	1-0
N15	GEORGIA	L, 69-77	Reeves Jr.	Ndongo	Ornwuchekwa	McCollum	George	2	1-1
N23	CINCINNATI	L, 58-81	Reeves Jr.	Ndongo	Ornwuchekwa	McCollum	George	2	1-2
N27	CHARLESTON SOUTHERN	W, 91-67	Reeves Jr.	Ndongo	Ornwuchekwa	Terry	George	3	1-0
N30	CENTRAL ARKANSAS	W, 87-68	O'Brien	Ndongo	Ornwuchekwa	Terry	George	4	1-0
D3	at Oklahoma	L, 61-76	O'Brien	Ndongo	Ornwuchekwa	Terry	George	4	1-1
D7	at North Carolina	L, 65-68	O'Brien	Ndongo	Ornwuchekwa	Terry	George	4	1-2
D15	vs. Northwestern	L, 60-71	O'Brien	Ndongo	Ornwuchekwa	Terry	George	4	1-3
D18	UMBC	W, 91-82	Mustaf	Ndongo	Mutombo	Terry	George	5	1-0
D21	DUKE	L, 56-82	Mustaf	Ndongo	Mutombo	Terry	George	5	1-1
D28	ALABAMA A&M	W, 92-49	Mustaf	Ndongo	Mutombo	Terry	George	5	2-1
D31	NOTRE DAME	W, 86-75	Mustaf	Ndongo	Mutombo	Terry	George	5	3-1
J4	BOSTON COLLEGE	W, 85-64	Mustaf	Ndongo	Mutombo	Terry	George	5	4-1
J7	at Syracuse	L, 55-62	Mustaf	Ndongo	Mutombo	Terry	George	5	4-2
J11	at SMU	L, 71-93	Mustaf	Ndongo	Mutombo	Terry	George	5	4-3
J14	CLEMSON	L, 59-70	Powell	Ndongo	Souare	McCollum	George	6	0-1
J18	at Florida State	L, 78-91	Terry	Ndongo	Souare	McCollum	George	7	0-1
J22	VIRGINIA TECH								
J28	at Notre Dame								
F1	LOUISVILLE								
F4	at Clemson								
F8	at Virginia								
F12	STANFORD								
F15	CALIFORNIA								
F22	at Boston College								
F25	at Pittsburgh								
M1	NC STATE								
M4	MIAMI								
M8	at Wake Forest								

## Specialty Stats (GT/Opp)

Date	Opponent	Paint	OffTO	2ndCh	FBreak	Bench
N6	WEST GEORGIA	48/24	9/5	22/10	17/7	27/20
N10	NORTH FLORIDA	46/52	17/13	10/16	15/14	22/32
N12	TEXAS SOUTHERN	12/20	17/10	18/10	6/12	17/43
N15	GEORGIA	28/46	12/18	8/10	1/13	27/22
N23	CINCINNATI	28/44	12/16	12/6	7/16	26/19
N27	CHARLESTON SOUTHERN	52/18	17/4	17/11	23/9	32/20
N30	CENTRAL ARKANSAS	30/12	10/10	13/1	6/10	21/8
D3	at Oklahoma	30/16	10/13	4/4	3/13	27/18
D7	at North Carolina	22/34	15/17	15/11	5/16	9/19
D15	vs. Northwestern	28/28	6/11	4/6	0/19	30/4
D18	UMBC	42/32	25/16	5/3	12/32	20/18
D21	DUKE	30/38	10/12	8/8	8/10	24/19
D28	ALABAMA A&M	42/10	20/13	14/13	20/14	41/28
D31	NOTRE DAME	38/36	17/4	13/15	12/3	44/15
J4	BOSTON COLLEGE	44/32	18/6	4/5	16/12	33/16
J7	at Syracuse	32/34	12/11	7/10	8/9	8/13
J11	at SMU	32/34	7/27	7/11	15/18	35/31
J14	CLEMSON	20/28	11/15	6/7	8/6	12/2
J18	at Florida State	28/44	19/22	12/20	9/23	20/22
J22	VIRGINIA TECH					
J28	at Notre Dame					
F1	LOUISVILLE					
F4	at Clemson					
F8	at Virginia					
F12	STANFORD					
F15	CALIFORNIA					
F22	at Boston College					
F25	at Pittsburgh					
M1	NC STATE					
M4	MIAMI					
M8	at Wake Forest					

## Miscellaneous

Date	Opponent	Uniform	Color	Tip	Large Lead	Large Deficit	Ties	Lead Changes	GT Led	Opp Led	Tied	#Players Played	On the Floor at the End
N6	WEST GEORGIA	White	UWG		30	-	-	-	39:35	-	0:25	11	McCollum, Terry, Sutton, Souare, Powell
N10	NORTH FLORIDA	Gold	GT		9	21	7	7	13:25	23:28	3:07	8	George, McCollum, Ndongo, Reeves Jr., Terry
N12	TEXAS SOUTHERN	White	GT		30	2	1	6	36:02	2:35	1:23	8	George, McCollum, Terry, Souare, Powell
N15	GEORGIA	White	GT		3	15	3	4	7:17	29:40	3:03	9	George, Reeves Jr., Ndongo, Ornwuchekwa, Terry
N23	CINCINNATI	Gold	UC		2	26	1	1	0:25	38:15	1:20	11	Terry, Mustaf, Souare, Powell, Nichols
N27	CHARLESTON SOUTHERN	Gold	GT		24	2	2	4	38:01	1:02	0:57	9	Mustaf, Terry, George, Ndongo, Powell
N30	CENTRAL ARKANSAS	White	GT		19	-	-	-	39:41	-	0:19	8	Terry, George, Mustaf, Ndongo, Powell
D3	at Oklahoma	Gray	OU		11	15	1	3	21:50	17:10	1:00	8	Terry, George, Mustaf, O'Brien, Powell
D7	at North Carolina	Gold	GT		8	7	12	9	13:57	22:17	3:46	8	Terry, George, O'Brien, Mustaf, Powell
D15	vs. Northwestern	Navy	NU		-	22	-	-	-	39:42	0:18	10	Terry, Mustaf, Sutton, Ndongo, Powell
D18	UMBC	White	GT		22	9	-	2	34:25	3:52	1:43	9	Terry, George, McCollum, Mustaf, O'Brien
D21	DUKE	White	DU		3	26	1	1	3:34	35:36	1:00	9	Mustaf, McCollum, Sutton, Powell, Souare
D28	ALABAMA A&M	Gold	AAMU		43	2	3	4	36:59	0:33	2:28	11	Mustaf, Sutton, Souare, Nichols, San Miguel
D31	NOTRE DAME	White	ND		19	1	1	2	38:07	0:21	1:32	8	Terry, George, McCollum, Mustaf, Powell
J4	BOSTON COLLEGE	White	BC		27	4	4	4	35:18	2:55	1:47	8	George, Mustaf, Ndongo, Souare, Powell
J7	at Syracuse	Gray	SYR		3	8	3	4	0:57	36:16	2:47	8	Terry, George, McCollum, Ndongo, Powell
J11	at SMU	Gold	GT		2	37	-	1	0:17	39:29	0:14	8	Terry, George, McCollum, Ndongo, Powell
J14	CLEMSON	White	CL		-	19	-	-	-	39:36	0:24	7	George, McCollum, Mustaf, Ndongo, Souare
J18	at Florida State	Navy	FSU		-	17	-	-	-	39:38	0:22	6	Terry, George, McCollum, Souare, Powell
J22	VIRGINIA TECH												
J28	at Notre Dame												
F1	LOUISVILLE												
F4	at Clemson												
F8	at Virginia												
F12	STANFORD												
F15	CALIFORNIA												
F22	at Boston College												
F25	at Pittsburgh												
M1	NC STATE												
M4	MIAMI												
M8	at Wake Forest												

\*alternate gold or white uniform

GAME NOTES



# ROSTER AT-A-GLANCE

## NUMERICAL

No.	Name	Pos.	Ht.	Wt.	Cl.	Exp.	Hometown	High School/College
0	Lance Terry	G	6-3	200	r-Sr.	1VL	College Park, Ga.	The Heritage School (Ga.) / Gardner-Webb
1	Naithan George	G	6-3	185	So.	1VL	Toronto, Ontario	Canyon International Academy (Glendale, Ariz.)
2	Javian McCollum	G	6-2	175	Sr.	TR	Fort Myers, Fla.	Fort Myers HS/Siena/Oklahoma
3	Jaeden Mustaf	G	6-5	210	Fr.	HS	Bowie, Md.	Overtime Elite (Atlanta, Ga.)
9	Luke O'Brien	F	6-8	225	Gr.	TR	Littleton, Colo.	Columbine HS/Colorado
10	Darrion Sutton	F	6-8	205	Fr.	HS	St. Charles, Mo.	Overtime Elite (Atlanta, Ga.)
11	Baye Ndongo	F	6-9	240	So.	1VL	Mboro, Senegal	Putnam (Conn.) Science Academy
12	Ryan Mutombo	C	7-2	255	Gr.	TR	Atlanta, Ga.	The Lovett School/Georgetown
14	Kowacie Reeves, Jr.	G	6-7	205	Sr.	1VL	Macon, Ga.	Westside HS / Florida
30	Ibrahim Souare	F	6-9	225	r-Fr.	RS	Conakry, Guinea	Canyon International Academy (Glendale, Ariz.)
31	Duncan Powell	F	6-8	235	r0Jr.	TR	Dallas, Texas	DeSoto HS/North Carolina A&T/Sacramento State
32	Dyllan Thompson	G/F	6-7	215	Fr.	HS	Sugar Land, Texas	Second Baptist HS
33	Marcos San Miguel	G	6-4	203	So.	1VL	Atlanta, Ga.	Campbell HS
35	Emmer Nichols	F	6-6	223	r-So.	1VL	Woodside, Calif.	Sacred Heart Preparatory School
45	Doryan Onwuchekwa	C	6-11	240	Fr.	HS	Dallas, Texas	Faith Family Academy of Oak Cliff

## ALPHABETICAL

No.	Name	Pos.	Ht.	Wt.	Cl.	Exp.	Hometown	High School/College
1	Naithan George	G	6-3	185	So.	1VL	Toronto, Ontario	Canyon International Academy (Glendale, Ariz.)
2	Javian McCollum	G	6-2	175	Sr.	TR	Fort Myers, Fla.	Fort Myers HS/Siena/Oklahoma
3	Jaeden Mustaf	G	6-5	210	Fr.	HS	Bowie, Md.	Overtime Elite (Atlanta, Ga.)
12	Ryan Mutombo	C	7-2	255	Gr.	TR	Atlanta, Ga.	The Lovett School/Georgetown
11	Baye Ndongo	F	6-9	240	So.	1VL	Mboro, Senegal	Putnam (Conn.) Science Academy
35	Emmer Nichols	F	6-6	223	r-So.	1VL	Woodside, Calif.	Sacred Heart Preparatory School
9	Luke O'Brien	F	6-8	225	Gr.	TR	Littleton, Colo.	Columbine HS/Colorado
45	Doryan Onwuchekwa	C	6-11	240	Fr.	HS	Dallas, Texas	Faith Family Academy of Oak Cliff
31	Duncan Powell	F	6-8	235	r-Jr.	TR	Dallas, Texas	DeSoto HS/North Carolina A&T/Sacramento State
14	Kowacie Reeves, Jr.	G	6-7	205	Sr.	1VL	Macon, Ga.	Westside HS / Florida
33	Marcos San Miguel	G	6-4	203	So.	1VL	Atlanta, Ga.	Campbell HS
30	Ibrahim Souare	F	6-9	225	r-Fr.	RS	Conakry, Guinea	Canyon International Academy (Glendale, Ariz.)
10	Darrion Sutton	F	6-8	205	Fr.	HS	St. Charles, Mo.	Overtime Elite (Atlanta, Ga.)
0	Lance Terry	G	6-3	200	r-Sr.	1VL	College Park, Ga.	The Heritage School (Ga.) / Gardner-Webb
32	Dyllan Thompson	G/F	6-7	215	Fr.	HS	Sugar Land, Texas	Second Baptist HS

**Head Coach:** Damon Stoudamire (Arizona, 1995), 2nd season

**Associate Head Coach:** Karl Hobbs (Connecticut, 1984), 2nd season

**Assistant Coach:** B.J. Elder (Georgia Tech, 2014), 6th season

**Assistant Coach:** Pershin Williams (North Florida, 2005), 2nd season

**Assistant Coach:** Nate Babcock (Wisconsin-Eau Claire, 2009), 2nd season

**Assistant Coach:** Bonzi Wells (Ball State, 1998), 2nd season

**Quality Control Analyst:** Greg Gary (Tulane, 1992), 1st season

**Director of Player Personnel:** Matt Holt (Northeastern, 2011), 2nd season

**Director of Scouting:** Hayden Sheridan (Arizona, 2016), 7th season

**Special Assistant to the Head Coach:** Taylor Ann Hendricks (Iowa State, 2020), 3rd season

**Special Assistant to the Head Coach:** James Forrest (Georgia Tech, 1995), 1st season

**Associate Director of Sports Medicine/Men's Basketball:** Richard Stewart (Salisbury, 2005), 18th season

**Director of Strength and Conditioning/Men's Basketball:** Justin Landry (Cal State East Bay, 2012), 2nd season

**Recruiting and Operations Coordinator:** Jake Albutus (Western Michigan, 2020), 2nd season

## BY CLASS

**Graduates:** Ryan Mutombo, Luke O'Brien

**Seniors:** Javian McCollum, Kowacie Reeves, Jr., Lance Terry (r)

**Juniors:** Duncan Powell

**Sophomores:** Naithan George, Baye Ndongo, Emmer Nichols (r), Marcos San Miguel

**Freshman:** Jaeden Mustaf, Doryan Onwuchekwa, Ibrahim Souare (r), Darrion Sutton, Dyllan Thompson

## BY STATE/COUNTRY

**California:** Emmer Nichols

**Canada:** Naithan George

**Colorado:** Luke O'Brien

**Florida:** Javian McCollum

**Georgia:** Ryan Mutombo, Kowacie Reeves, Jr., Marcos San Miguel, Lance Terry

**Guinea:** Ibrahim Souare

**Maryland:** Jaeden Mustaf

**Missouri:** Darrion Sutton

**Senegal:** Baye Ndongo

**Texas:** Doryan Onwuchekwa, Duncan Powell, Dyllan Thompson

## BY MAJOR

**Applied Language and Intercultural Studies:** Javian McCollum, Duncan Powell

**Business Administration:** Naithan George, Jaeden Mustaf, Doryan Onwuchekwa, Ibrahim Souare, Darrion Sutton

**Computer Science:** Marcos San Miguel

**Economics:** Luke O'Brien

**Economics/International Affairs:** Emmer Nichols

**History, Technology & Society:** Kowacie Reeves, Jr., Lance Terry

**Literature, Media & Communication:** Baye Ndongo

**Management (MS):** Ryan Mutombo

## BY HEIGHT

6-2 Javian McCollum

6-3 Naithan George, Lance Terry

6-4 Marcos San Miguel

6-5 Jaeden Mustaf

6-6 Dallon "Deebo" Coleman, Miles Kelly, Emmer Nichols, Ibrahim Sacko

6-7 Kowacie Reeves, Jr., Dyllan Thompson

6-8 Luke O'Brien, Duncan Powell, Darrion Sutton

6-9 Baye Ndongo, Ibrahim Souare

6-11 Doryan Onwuchekwa

7-2 Ryan Mutombo

## PRONUNCIATION GUIDE

McCormick Pavilion Muh-CAM-ish (like CAM Newton)

Javian McCollum JAY-vee-un muh-CALL-um

Jaeden Mustaf JAY-dun MOO-stoff

Ryan Mutombo moo-TOM-bo

Baye Ndongo BYE nDON-go

(NOT en-dongo or nuh-dongo)

Doryan Onwuchekwa DOR-ee-un ON-woo-CHECK-wuh

Kowacie Reeves, Jr. ko-WAY-see

Ibrahim Souare EE-bruh-HEEM SWAR-ay (rhymes with soiree)

Darrion Sutton DARR-ee-on

GAME NOTES

# RADIO/TV ROSTER



**Nathan George**  
G • 6-3 • So.

**1**




**Javian McCollum**  
G • 6-2 • Sr.

**2**



**Jaeden Mustaf**  
G • 6-5 • Fr.

**3**




**Ryan Mutombo**  
C • 7-2 • Gr.

**12**



**Baye Ndongo**  
F • 6-9 • So.

**11**



**Emmer Nichols**  
F • 6-6 • r-So.

**35**




**Luke O'Brien**  
F • 6-8 • Gr.

**9**




**Doryan Onwuchekwa**  
C/F • 6-11 • Fr.

**45**



**Duncan Powell**  
F • 6-8 • Jr.

**31**



**Kowacie Reeves, Jr.**  
G • 6-7 • Sr.

**14**



**Marcos San Miguel**  
G • 6-4 • So.

**33**




**Ibrahim Souare**  
F • 6-9 • r-Fr.

**30**



**Darrion Sutton**  
F • 6-8 • Fr.

**10**



**Lance Terry**  
G • 6-3 • Sr.

**0**



**Dyllan Thompson**  
G/F • 6-7 • Fr.

**32**



**Damon Stoudamire**  
Head Coach




**Karl Hobbs**  
Associate Head Coach




**B.J. Elder**  
Assistant Coach



**Pershin Williams**  
Assistant Coach



**Nate Babcock**  
Assistant Coach



**Bonzi Wells**  
Assistant Coach

GAME NOTES

# RADIO/TV CHEAT SHEET



## 0

### LANCE TERRY

**Guard • 6-3 • 200 • 5th-yr. Senior • College Park, Ga.**

Year	GP/GS	PPG	RPG	APG	FG%	3FG%	FT%
2024-25	18/13	15.8	2.6	1.7	.468	.389	.732
Season Highs	Pts: 25	Reb: 5	Ast: 4	Min: 38:33			
Career Highs	Pts: 26	Reb: 7	Ast: 4	Min: 40:00			

### Notes

- Currently Tech's top scorer, No. 5 in ACC in 3pt FG per game (2.33), No. 7 in 3pt attempts (108)
- Averaging 16.3 ppg vs. ACC, 44.0% FG, 33.3% 3pt FG, 67.9% FT
- Surpassed 1,100 career points vs. Notre Dame; scored 20+ 6 times this season (4X vs. ACC teams)
- Did not play in 2023-24 due to injury, elected to red-shirt and return in 2024-25



## 1

### NAITHAN GEORGE (NAY-thun or NATE)

**Guard • 6-3 • 185 • Sophomore • Toronto, Ontario**

Year	GP/GS	PPG	RPG	APG	FG%	3FG%	FT%
2024-25	19/19	10.4	3.6	6.2	.373	.304	.781
Season Highs	Pts: 18	Reb: 8	Ast: 11	Min: 39:02			
Career Highs	Pts: 24	Reb: 4	Ast: 11	Min: 39:10			

### Notes

- No. 1 in the ACC, No. 18 in NCAA in assist average; No. 5 in ACC in assist/turnover ratio (2.46-1)
- Averaging 10.5 ppg, 5.9 apg vs. ACC; Double-digit points in last 6 games (11.3 ppg)
- 1st player since Iman Shumpert (2009, 2010) to surpass 100 assists in each of his 1st 2 seasons
- Has 3 double-doubles this season (16 pts/11 ast vs. Central Ark., 10/10 vs. BC, 11/10 at SMU)



## 2

### JAVIAN MCCOLLUM (JAY-vee-un)

**Guard • 6-2 • 175 • Senior • Fort Myers, Fla.**

Year	GP/GS	PPG	RPG	APG	FG%	3FG%	FT%
2024-25	15/7	12.9	2.5	3.5	.450	.392	.886
Season Highs	Pts: 21	Reb: 5	Ast: 6	Min: 37:59			
Career Highs	Pts: 30	Reb: 7	Ast: 9	Min: 38			

### Notes • HM All-Big 12 in 2023-24

- 16.6 ppg in Tech's last 7 games, 4 games of 20+ pts (46.7% FG, 40% 3pt FG, 23-25 FT, 29 ast, 13 stl)
- Vs. ACC: 14.6 ppg, 4.0 apg, 51.0% FG, 42.3% 3pt FG, 12-13 FT vs. ACC (21 pts vs. ND, 20 vs. BC, SMU)
- 3rd in ACC in FT percentage, No. 12 in assist average
- Transfer from Oklahoma, No. 31 in ESPN's transfer portal ranking, No. 2 among transfers into ACC (247Sports)



## 3

### JAEDEN MUSTAF (JAY-dun MOO-stoff)

**Guard • 6-5 • 210 • Freshman • Bowie, Md.**

Year	GP/GS	PPG	RPG	APG	FG%	3FG%	FT%
2024-25	16/7	9.1	3.3	1.7	.413	.389	.704
Season Highs	Pts: 18	Reb: 7	Ast: 6	Min: 34:04			
Career Highs	Pts: 18	Reb: 7	Ast: 6	Min: 34:04			

### Notes

- 7 games w/ double-digit points this season, scored 12 pts vs. Clemson (missed FSU game - inj)
- Started 7 games - 25 mppg, 8.4 ppg, 44.9% FG, 3-6 3pt FG
- Missed UNF/TSU games with inj, played limited minutes vs. Georgia, Cincinnati
- Overtime Elite product ranked No. 58 nationally and No. 7 at his position



## 9


### LUKE O'BRIEN

**Forward • 6-8 • 225 • Grad. Senior • Littleton, Colo.**

Year	GP/GS	PPG	RPG	APG	FG%	3FG%	FT%
2024-25	10/6	6.4	4.4	0.6	.471	.321	.778
Season Highs	Pts: 15	Reb: 10	Ast: 1	Min: 27:35			
Career Highs	Pts: 18	Reb: 14	Ast: 4	Min: 36			

### Notes

- Started 6 of 10 games played, played just 1 ACC game, missed last 7 games with foot injury
- Solid rotation player who is No. 3 on team in FG%, season-high 10 rebs vs. West Ga., 15 pts vs. North Fla.
- Transfer from Colorado, where he played with 3 2024 NBA draft picks; key rotation player/part-time starter
- Played in 111 games (29 starts) over 4 seasons, career-best 6.7 ppg, 3.8 rpg, 37.6% 3FG in 2023-24



## 10

### DARRION SUTTON (DARE-ee-on)

**Forward • 6-8 • 205 • Freshman • St. Louis, Mo.**

Year	GP/GS	PPG	RPG	APG	FG%	3FG%	FT%
2024-25	5/0	1.6	1.4	0.2	.250	.000	.600
Season Highs	Pts: 4	Reb: 4	Blk: 1	Min: 13:25			
Career Highs	Pts: 4	Reb: 4	Blk: 1	Min: 13:25			

### Notes

- Played in opener vs West GA, then missed 8 with inj; returned to action vs. Northwestern
- Averaged 12 minutes his last 3 games (8 points, 7 rebounds, 6-10 FT), has not played since 12/28
- Overtime Elite product ranked No. 98 nationally and No. 24 at his position
- Averaged 10.6 ppg, 8.2 rpg, 3.5 apg in 17 games for Team RWE, advancing to OTE championship series



## 11

### BAYE NDONGO (BYE NDON-go)

**Forward • 6-9 • 240 • Sophomore • Mbororo, Senegal**

Year	GP/GS	PPG	RPG	BPG	FG%	3FG%	FT%
2024-25	19/19	11.5	7.4	0.7	.528	.444	.610
Season Highs	Pts: 20	Reb: 12	Blk: 4	Min: 37:49			
Career Highs	Pts: 22	Reb: 19	Blk: 4	Min: 41:57			

### Notes • ACC All-Freshman team in 2023-24 / Preseason 2nd-team All-ACC

- 10+ points in 13 games, double-doubles in 4 (North Florida, Texas Southern, North Carolina, Clemson)
- Tech's No. 3 scorer and top rebounder; would be top 5 in ACC in FG% but not enough FGM to qualify
- Averaging 10.8 ppg (4th on team), 7.8 rpg, 52.4% FG vs. ACC
- Hit 50% from the floor or better in 12 of 18 games; led Tech in scoring in 5 games



## 12

### RYAN MUTOMBO (moo-TOM-bo)

**Center • 7-2 • 255 • Grad. Senior • Atlanta, Ga.**

Year	GP/GS	PPG	RPG	BPG	FG%	3FG%	FT%
2024-25	9/7	3.1	4.0	0.8	.464	.000	.400
Season Highs	Pts: 10	Reb: 7	Blk: 2	Min: 21:33			
Career Highs	Pts: 15	Reb: 11	Blk: 4	Min: 21:33			

### Notes

- DNP 1st 9 games, played next 9 (started 7), DNP at FSU, led Tech in rebounds 3 games
- Scored 16 points with 14 rebounds in 1st 2 games played (Northwestern/UMBC); 1.7 ppg/3.1 rpg since
- Graduate transfer from Georgetown; son of late Hoya and NBA star Dikembe Mutombo
- Played in 54 games, making 1 start, for the Hoyas over 3 years; averaged 3.3 ppg, 2.3 rpg



## 14

### KOWACIE REEVES, JR. (ko-WAY-see)

**Forward • 6-7 • 205 • Senior • Macon, Ga.**

Year	GP/GS	PPG	RPG	APG	FG%	3FG%	FT%
2024-25	6/6	9.3	2.5	1.0	.386	.281	.600
Season Highs	Pts: 17	Reb: 7	Ast: 3	Min: 32:30			
Career Highs	Pts: 21	Reb: 10	Ast: 3	Min: 42:46			

### Notes

- Started all 38 games as a Yellow Jacket until missing the last 13 games with a foot injury
- Double-figure points in first 3 games this season (13 last season), 9 total points, 3 rebounds last 3 games
- Led team in 3pt pct. (38.3), No. 2 in FT pct. (84.0) in 2023-24
- Averaged 9.2 ppg, 3.7 rpg, 40.7% FG, 41.3% 3pt FG in ACC games



## 30

### IBRAHIM SQUARE (EE-bruh-heem SWAR-ay)

**Forward • 6-9 • 225 • RS-Sophomore • Conakry, Guinea**

Year	GP/GS	PPG	RPG	BPG	FG%	3FG%	FT%
2024-25	16/2	1.9	2.8	0.6	.619	.000	.250
Season Highs	Pts: 8	Reb: 6	Blk: 4	Min: 27:15			
Career Highs	Pts: 8	Reb: 6	Blk: 4	Min: 19:00			

### Notes

- Power forward prospect from Guinea who redshirted in 2023-24, played in 16 games (12.5 min pg)
- Started last 2 games, playing nearly 49 total min, 2 pts, 8 reb, 11 blk
- Led Jackets with 4 blocks and 6 rebounds in 23 mins off the bench vs. Notre Dame
- Attended Canyon International Academy, where he was a teammate of Naithan George in 2022-23



## 31

### DUNCAN POWELL

**Forward • 6-8 • 235 • RS-Junior • Dallas, Texas**

Year	GP/GS	PPG	RPG	APG	FG%	3FG%	FT%
2024-25	18/1	8.7	5.6	0.8	.422	.320	.677
Season Highs	Pts: 21	Reb: 12	Ast: 2	Min: 34:33			
Career Highs	Pts: 21	Reb: 15	Ast: 10	Min: 35			

### Notes

- Transfer from Sacramento State, played in 18 games, avg 22.6 min off the bench (27.2 in ACC games)
- Made season's 1st start vs. Clemson (9 pts/7 reb); 11.5 ppg, 5.5 rpg vs. ACC
- 5 double-digit games in last 8 games for Tech (20 vs. FSU, 21 vs. ND), 12-of-31 from 3pt range
- Two double-doubles this season (13 pts/11 reb at SMU, 11 pts/12 reb at Oklahoma)



## 45

### DORYAN ONWUCHEKWA (DORIAN ON-wu-CHECK-wuh)

**Center • 6-11 • 240 • Freshman • Dallas, Texas**

Year	GP/GS	PPG	RPG	BPG	FG%	3FG%	FT%
2024-25	10/8	3.5	4.9	0.6	.333	.167	.200
Season Highs	Pts: 7	Reb: 11	Blk: 2	Min: 27:03			
Career Highs	Pts: 7	Reb: 11	Blk: 2	Min: 27:03			

### Notes

- Played in 10 games, started 8 (3.5 ppg, 5.1 rpg, 11-33 FG); DNP last 7 games (personal)
- 3-star prospect from Faith Family Academy in Dallas; No. 112 nationally (247Sports Comp) and No. 17 center
- Helped Faith Family Academy to a 118-24 record over 4 years with 3 UIL 4A state titles
- Earned all-state honors as a senior, all-Dallas Metro team in 2023 and 2024

GAME NOTES