



OWLS	7-4, 0-0	HEAD COACH LINDSAY EDMONDS	-vs-	NO. 17	HEAD COACH NELL FORTNER	11-0, 1-0	YELLOW JACKETS			
	NET RANKING 144	RECORD AT RICE, FOURTH SEASON 63-41		CAREER RECORD SAME				CAREER RECORD, 15TH SEASON 261-181	RECORD AT GA TECH, SIXTH SEASON 99-64	NET RANKING 16
	GAME 12									

GAME 12 | WEDNESDAY, DECEMBER 18, 2024 | MCCAMISH PAVILION | ATLANTA, GEORGIA | 1 P.M. CT | ESPN+

2024-25 SCHEDULE					
RECORD	AAC	HOME	AWAY	I-I	N
7-4	0-0	6-1	0-2	I-I	
NOVEMBER					
Mon 11/4		rv/rv South Dakota St.		L, 65-63	
Thurs 11/7		North Carolina A&T		W, 61-60	
Mon 11/11		South Alabama		W, 76-58	
Thur 11/14		Houston		W, 60-48	
Sun 11/17		Sam Houston		W, 65-60	
Thur 11/21		at Gonzaga		L, 72-69	
CANCUN CHALLENGE NOV. 28-29					
Thur 11/28		vs. BYU		L, 63-51	
Fri 11/29		vs. Vermont		W, 79-57	
DECEMBER					
Wed 12/4		Utah Tech		W, 82-71	
Sat 12/7		at Louisiana		L, 64-54	
Fri 12/13		Texas Southern		W, 89-62	
Wed 12/18		at No. 17 Georgia Tech		1 p.m.	
Sun 12/29		South Florida		12:00 p.m.	
JANUARY					
Wed 1/1		at Tulane		2 p.m.	
Wed 1/8		at UTSA		6:30 p.m.	
Sun 1/12		Memphis		2 p.m.	
Wed 1/15		at North Texas		6:30 p.m.	
Sat 1/18		East Carolina		2 p.m.	
Wed 1/22		at UAB		6 p.m.	
Sat 1/25		at Charlotte		3 p.m.	
Wed 1/29		Tulsa		7 p.m.	
FEBRUARY					
Sat 2/1		at Florida Atlantic		12 p.m.	
Wed 2/5		Tulane		7 p.m.	
Wed 2/12		at South Florida		6 p.m.	
Sat 2/15		at Wichita State		2 p.m.	
Tues 2/18		Florida Atlantic		7 p.m.	
Sat 2/22		UTSA		4 p.m.	
Tues 2/25		UAB		7 p.m.	
Fri 2/28		at Temple		6 p.m.	
MARCH					
Tues 3-4		North Texas		7 p.m.	
AMERICAN ATHLETIC CONFERENCE CHAMPIONSHIP (FORT WORTH, TEXAS)					
3/8-12		AAC TOURNAMENT		TBD	
HOME			AWAY		

COMMUNICATIONS

ASSISTANT DIRECTOR: ANTHONY ROBERTS
AR186@RICE.EDU
CELL: 570.699.9151

MEDIA

TELEVISION

ANDY DEMETRA (PXP)
FALLON STOKES (ANALYST)

RADIO

RICE: JORDAN SMITH
GEORGIA TECH: LIZ RYAN

MEDIA RELATIONS

ANTHONY ROBERTS
AR186@RICE.EDU | 570-699-9151

LIZ RYAN
LRYAN@ATHLETICS.GATECH.EDU

QUICK HITS

OWLS CRUISE PAST TSU.. Rice bounced back in the win column after a wire-to-wire 89-62 win over Texas Southern with over 1,200 students in attendance for the Schoolhouse Mania game Friday at Tudor Fieldhouse.

WELCOME BACK MALIA... Rice senior Malia Fisher made her season debut against Utah Tech, quickly returning to midseason form with 17 points in 19 minutes off the bench. She finished shooting 50% from the floor while also tying a career high with three three-pointers. Fisher added six rebounds and two steals.

CONFERENCE HONORS... Aniah Alexis was named AAC Freshman of the Week after recording career highs with four assists and four steals to complement her seven points, two rebounds and one block against Texas Southern. Malia Fisher was named AAC Honorable Mention after finishing with 19 points and seven rebounds.

BALLIN' IN CANCUN... Dominique Ennis earned a spot on the All-Tournament Team for the Riviera Tournament of the Cancun Challenge. She averaged 13.0 points while shooting 10-of-21 from the floor, including four three-pointers, on the week.

PLAYING MID-MAJOR POWERS... Several opponents on Rice's schedule are ranked in the Women's Mid Major Top 25, with Gonzaga earning the top spot, South Dakota State (#7) and North Carolina A&T checking in at number 17.

QUICK GLANCE

THIRD MEETING IN HISTORY	
OVERALL	GA TECH LEADS 2-0
AT RICE	GA TECH LEADS 1-0
AT GEORGIA TECH	FIRST MEETING
NEUTRAL	GA TECH LEADS 1-0
LAST MEETING	GT 78-75 (11/16/23)
FIRST MEETING	GT 54-52 (12/21/19)

MORE ON THE SERIES ON PAGE FIVE



QUICK COMPARISON

GT		Rice
81.9	<< POINTS/GM	68.1
45.5	<< FG%	41.6
34.1	<< 3FG%	29.7
76.6	<< FT%	73.0
43.0	<< REBOUNDS/GM	40.0
18.8	<< ASSISTS/GM	15.5
9.6	<< STEALS/GM	7.0
3.1	BLOCKS/GM <<	3.8
55.2	<< SCORING DEF	61.8
37.4	<< FG% DEF	38.0
24.0	<< 3FG% DEF	28.0
11.5	<< REB. MARGIN	2.0
1.5	<< AST-TO RATIO	1.1



2024-25 ROSTER

NO.	NAME	POS.	HT.	CLASS	HOMETOWN / HIGH SCHOOL / PREVIOUS SCHOOL
1	Malia Fisher	F	6-2	Sr.	Dacula, Ga. / Hebron Christian Academy
2	Emily Klaczek	G	5-8	Sr.	Hoffman Estates, Ill. / William Fremd / UAB
3	Jill Twiehaus	G	5-10	Fr.	Tulsa, Okla. / Jenks HS
4	Pace Rickard	G	5-6	So.	Grand Rapids, Mich. / Grand Rapids Christian
11	Dominique Ennis	G	5-9	Jr.	Fort Erie, Niagara Falls, Ontario / Kings Christian Collegiate
12	Layla Conley	G	5-8	So.	San Antonio, Texas / John Marshall Harlan
14	Maya Bokunewicz	G/F	6-0	Sr.	State College, Pa. / College Area
22	Hailey Adams	G	6-1	R-So.	San Antonio, Texas / Tom C. Clark HS
23	Kennedy Clifton	G/F	6-0	Jr.	Upper Marlboro, Md. / Bishop Ireton
24	Aniah Alexis	G	6-1	Fr.	Waller, Texas / Cypress Lakes HS
30	Jazzy Owens-Barnett	G	5-7	Jr.	Plano, Texas / Frisco Liberty
32	Trinity Gooden	G	5-10	Sr.	Midwest City, Okla. / Choctaw
35	Sussy Ngulefac	C	6-3	Sr.	Lilburn, Ga. / Parkview / Samford
44	Shelby Hayes	C	6-2	Jr.	Cedar Park, Texas / Cedar Park
55	Victoria Flores	G	5-7	So.	West Dallas, Texas / Duncanville HS / TCU

Shelley Pennington and Friends Head Coach: Lindsay Edmonds (Fourth Season, Appalachian State '05)
Assistant Coach: Lakevia Boykin (Fourth Season, Wake Forest '13)
Assistant Coach: Nick Grant (Fourth Season, Baylor '10)
Assistant Coach: Danyelle Grant (Third Season, Utah State '09)
Assistant Coach: Raina Perez (First Season, Cal State Fullerton '20)
Director of Player Development: Jalen Latta (First Season, NC State '21)
Assistant AD for Women's Basketball Operations: Darryln McDonough (Third Season, Baylor '19)
Director of Player Personnel: Madi Miller (First Season, Abilene Christian '22)
Director of Sport Performance - Women's Basketball: Solomon Tat (Fourth Season, Virginia '12)
Athletic Trainer: Amy Mikahiel (Second Season, Texas A&M '21)
Graduate Assistant: Erin Howard (First Season, Florida State '23)
Graduate Assistant: Terrance McBride (First Season, Cornell '21)

PRONUNCIATION GUIDE

- #1 Malia Fisher Muh-lee-uh
- #2 Emily Klaczek..... Clay-Zack
- #3 Jill Twiehaus..... twEE-house
- #4 Pace Rickard Rick-erd
- #11 Dominique Ennis..... Dom-ih-neek
- #14 Maya Bokunewicz Buck-uh-neh-vitch
- #35 Sussy Ngulefac..... Sue-zee | In-goo-luh-fack
- Lakevia Boykin Luh-key-via
- Amy Mikahiel..... Mih-ka-heel

ROSTER BREAKDOWNS

BY POSITION

- Guards (10)** Hailey Adams
 Aniah Alexis
 Layla Conley
 Dominique Ennis
 Victoria Flores
 Trinity Gooden
 Emily Klaczek
 Jazzy Owens-Barnett
 Pace Rickard
 Jill Twiehaus

- Forwards (3)** Maya Bokunewicz
 Kennedy Clifton
 Malia Fisher

- Centers (2)** Shelby Hayes
 Sussy Ngulefac

BY CLASS

- Fr. (2)** Aniah Alexis
 Jill Twiehaus
- So. (4)** Hailey Adams (RS)
 Layla Conley
 Victoria Flores
 Pace Rickard

- Jr. (4)** Kennedy Clifton
 Dominique Ennis
 Shelby Hayes
 Jazzy Owens-Barnett
- Sr. (5)** Maya Bokunewicz
 Malia Fisher
 Trinity Gooden
 Emily Klaczek
 Sussy Ngulefac

RICE TEAM LEADERS		INDIV. GAME HIGHS		TEAM GAME HIGHS	
Points	Ennis (12.7)	Points	Adams (20, at Gonzaga)	Points	(89, Texas Southern)
Rebounds	Adams (8.5)	Rebounds	Ngulefac (10, NCA&T)	Rebounds	(50, Utah Tech)
Assists	Flores (2.5)	Assists	Flores (6, Utah Tech)	Assists	(22, Utah Tech)
FG Percentage	Clifton (1.000)	FG Made	Adams (9, at Gonzaga)	FG Percentage	(55.2, Texas Southern)
3FG Percentage	Gooden (1.000)	3FG Made	4 - (Ennis, UH) (Klaczek, UVM) (Flores, UVM)	3FG Percentage	(48.0, Vermont)
FT Percentage	Clifton, Twiehaus (1.000)	FT Made	Flores (6, Vermont)	FT Percentage	(90.9, Texas Southern)
Steals	Klaczek (1.5)	Steals	Ennis (5, South Alabama)	Steals	(11, South Alabama, TSU)
Blocks	Adams (1.2)	Blocks	Adams (4, BYU)	Blocks	(6, NCA&T - SHSU - BYU - UT TECH)

LAST GAME: TSU

- Rice bounced back in the win column after a wire-to-wire 89-62 win over Texas Southern with over 1,200 students in attendance for the Schoolhouse Mania game Friday at Tudor Fieldhouse.
- Malia Fisher led the Owls with 19 points, seven rebounds, one assist and one block, while Sussy Ngulefac added 12 points, four rebounds, one block and one steal. Emily Klaczek rounded out the Rice double-digit scorers with 11 points, three rebounds and two assists. 12 Owls scored in the game.
- As a team, Rice shot a season-best 32-of-58 (55.2%) from the floor and 5-of-16 (31.3%) from three-point range. The Owls added a season-best 20-of-22 (90.9%) showing from the free throw line. Rice scored 44 points off the bench.

HOME COOKING

- Tudor Fieldhouse continues to be a difficult place to play for visiting teams.
- So far, the Owls are 37-15 (.714) at home under Coach Edmonds, posting a 13-2 home mark last season.
- In the last eight seasons, the Owls are 95-23 at home (.837), including a perfect 13-0 mark during the 2018-19 season.
- All-time, Rice is 411-204 (.667) at home.

CLOSING TIME

- Rice has been nearly unbeatable when leading with five minutes left in the game under Coach Edmonds.
- When leading with five minutes left in the game, Rice is 57-6. When tied or trailing with five minutes left, the Owls are 6-35.

TALES OF THE HALF(TIME)

- Under head coach Lindsay Edmonds, the Owls have a 47-12 record when leading at the half.
- On the flipside, when Rice is tied or trailing at the half, the Owls are 16-29.

CHAMPIONS OF THE AAC

- Rice debuted in the AAC as champions, winning four games in four days, to claim the first-ever AAC title in Rice Athletics history.
- Led by AAC Third Team selection and All-Tournament MVP Malia Fisher, Rice took down East Carolina 61-41 to become the lowest seed (10) to ever win the AAC Tournament.

PRESEASON POLLS/HONORS

- Rice was picked tied for second in the AAC Preseason Coaches Poll. South Florida was the preseason favorite (eight first-place votes), while North Texas (three votes) and Rice (two votes) were tied for second.
- Malia Fisher was named the 2024-25 AAC Preseason All-Conference First Team after leading the Owls to the NCAA Tournament a season ago. Fisher was an AAC Third Team selection and AAC All-Tournament MVP last season.

OWLS BY THE NUMBERS

- 4** Rice earned its fourth trip to the NCAA Tournament last season.
- 6** The Owls will face six postseason teams from last season during non-conference play.
- 63** Edmonds' 63 career wins ranks tied for 7th amongst all Division I head coaches also in their fourth season (23 coaches)
- 69.7** Sussy Ngulefac's 69.7 field goal percentage for the 2023-24 season set a new school.
- 1,367** Fans against #23 Gonzaga - largest home attendance last season.

RICE RANKS: AAC/NCAA

Statistic	AAC/NCAA	Rice
Ast/Turnover Ratio	1/50	1.10
Assists/Game	2/80	15.5
Bench Points/Game	1/70	25.0
Blocks	5/93	3.8
FG Percentage	5/148	41.6
FG Percentage Defense	5/104	38.0
FT Percentage	2/93	73.0
Rebounds/Game	7/84	40.0
Rebound Margin	5/151	2.0
Scoring Offense	7/151	68.1
Scoring Defense	6/152	61.8
Scoring Margin	5/139	6.3
Steals	11/258	7.0
3-Point FG Percentage	8/210	29.7
3-Point FG Defense	5/110	28.0
3-Point FG Made/Game	5/169	6.3
Turnover Margin	4/157	1.0
Turnovers/Game	1/50	14.1

STATS AS OF 12/16/24



2024-25 HONORS

- Aniah Alexis**
AAC Freshman of the Week (12-16-2024)
- Dominique Ennis**
AAC Honorable Mention (11-18-2024)
Cancun Challenge All-Tournament Team
AAC Honorable Mention (12-2-2024)

Malia Fisher
Preseason All-AAC First Team
AAC Honorable Mention (12-16-2024)

Sussy Ngulefac
AAC Honorable Mention (11-11-2024)

DOUBLE-TROUBLE

RICE'S DOUBLE-DOUBLE TRACKER

- Malia Fisher - 13**
(2023-24) - 4
3-5-24 at UTSA (30 pts/12 rebs)
1-17-24 at ECU (10 pts/10 rebs)
1-14-24 South Florida (23 pts/13 rebs)
1-7-24 at SMU (15 pts/10 rebs)
(2022-23) - 5
2-2-23 LA Tech (22 pts/11 rebs)
12-31-22 UTEP (12 pts/11 rebs)
11-23-22 at Texas Southern (22 pts/13 rebs)
11-18-22 at Pacific (16 pts/12 rebs)
11-10-22 SFA (18 pts/20 rebs)
(2021-22) - 5
3-8-22 vs. Marshall (17 pts/16 rebs)
3-3-22 UTEP (20 pts/11 rebs)
2-19-22 FIU (17 pts/14 rebs)
11-24-21 Pacific (14 pts/17 rebs)
11-17-21 Texas Southern (13 pts/13 rebs)

- Sussy Ngulefac - Four**
(2024-25)
12-4-24 Utah Tech (11 pts/10 rebs)
11-7-24 North Carolina A&T (19 pts/10 rebs)
(2023-24)
3-13-24 vs. East Carolina (15 pts/11 rebs)
(2021-22)
1-10-22 (Samford) Chattanooga (13 pts/11 rebs)

- Hailey Adams - Three**
(2024-25)
12-4-24 Utah Tech (12 pts/11 rebs)
(2023-24)
2-10-24 Tulsa (17 pts/12 rebs)
1-27-24 Memphis (15 pts/12 rebs)

- Maya Bokunewicz - Two**
(2021-22)
3-9-22 vs. Marshall (13 pts/10 rebs)
3-5-22 UTSA (26 pts/10 rebs)

- Shelby Hayes - One**
(2021-22)
2-24-22 at LA Tech (18 pts/10 rebs)

- Emily Klaczek - One**
(2023-24)
3-2-24 vs. UNT (10 pts/10 rebs)

2024-25 NON-CON

- Rice's non-conference schedule includes games against six postseason teams from last season, South Dakota State (NCAA), N.C. A&T (WNIT), at Gonzaga (NCAA), vs. BYU (WBIT), vs. Vermont (WNIT) and at Georgia Tech (WBIT).
- The Owls will see several local rivals coming to Tudor Fieldhouse with Houston, Sam Houston and Texas Southern all making the trip to South Main.
- The 2024-25 season will begin Nov. 4 when the Owls welcome the reigning Summit League champion South Dakota State to Tudor Fieldhouse.

MALIA REACHES 1,000

- Malia Fisher became the 26th athlete in program history to surpass 1,000 career points, doing so in the NCAA Tournament against LSU.
- Currently, Fisher ranks 21st all-time in points with 1,006. To reach the top 10 in points, Fisher will have to reach 1,329 (Kirra Jordan, 1997-2000).
- Rice's all-time point scorer with Jessica Kuster, amassing 2,081 career points, which leads both Rice men's and women's programs.

BUCKET MACHINE

- Sussy Ngulefac broke the school record for field goal percentage last season, posting a 69.7% (53-of-76) shooting mark from the floor.
- She averaged 6.5 points and 3.5 rebounds per game, while averaging 11.8 points and 6.3 rebounds per game in the AAC Tournament.
- Ngulefac dropped a Rice career-high 19 points on 8-of-9 shooting against SMU (1/31/24)

WHO ARE YOU?

- Rice will face several teams this season for the first time in the series history in South Dakota State, North Carolina A&T, Vermont and Utah State.
- The Owls will face South Alabama, Gonzaga for only the second time in the series history.

KUSTER - HALL OF FAME

- Rice women's basketball all-time great Jessica Kuster is set to be inducted into the Conference USA Hall of Fame as part of the Class of 2024
- She is Rice basketball's all-time point scorer (2,081), while leading Rice WBB and CUSA in career rebounds (1,376) and career double-doubles (67). Kuster is the only athlete in program history to average a double-double in all four seasons, one of two female athletes in CUSA history.
- Kuster is also the only player in CUSA history to be named to both the First Team All-Conference and the All-Defensive Team all four seasons. She is also the only four-time recipient of the Hackerman Award in school history, presented to the team MVP.
- Kuster becomes the fifth Rice inductee and first Rice women's basketball inductee in the CUSA Hall of Fame.

FAMILIAR FOES

- Rice will face several of its most common opponents during the 2024-25 season.

No.	Opponent	Games	Record
1	SMU	73	37-36
2	Houston	60	12-48
3	UTEP	53	37-16
4	TCU	51	30-21
5	Texas A&M	44	11-33
6	Tulsa	39	25-14
7	Baylor	37	16-21
8	Louisiana Tech	33	16-17
9	Sam Houston	29	22-7
10	UTSA	27	15-12

*2024-25 opponents in bold

50 IN THE BOOKS

- Lindsay Edmonds earned her 50th career win in Rice's 69-59 win at South Florida (2/7/24), becoming the fastest coach in program history to reach the milestone.
- Coach Edmonds' 50 wins in 81 games surpassed Tina Langley's mark of 50 wins in 91 games.



RICE VS GEORGIA TECH



ALL-TIME SERIES GEORGIA TECH LEADS 2-0

HOME	GA TECH LEADS 1-0
AWAY	FIRST MEETING
NEUTRAL	GA TECH LEADS 1-0
RICE CURRENT STREAK	L2

COACHES

Lindsay Edmonds vs Georgia Tech	0-1
Nell Fortner vs Rice	3-1

GAME-BY-GAME

DATE	LOCATION	W/L	SCORE
Dec. 21, 2019	Puerto Rico	L	52-54
Nov. 16, 2023	Houston	L	75-78

SCOUTING REPORTS

CURRENTLY... Georgia Tech is sitting at a perfect 11-0 (1-0 ACC) on the season, earning a national ranking of 17. The Yellow Jackets have defeated several top teams this season including South Dakota State, No. 21 Oregon, Mississippi State and No. 14 North Carolina.

LAST SEASON... The Yellow Jackets went 17-16 (7-11 ACC) last season, reaching the second round of the ACC Tournament before falling to Duke. Georgia Tech earned a spot in the WBIT, falling to Mississippi State in the opening round.

PRESEASON PICKS... Georgia Tech was selected 10th out of the 18 teams in the 2024-25 ACC Coaches Poll, receiving 855 votes.

LAST TIME OUT... The Yellow Jackets opened ACC play in a big way defeating No. 14 North Carolina 82-76 in Chapel Hill. Georgia Tech was led by Tonie Morgan's 23 points with Dani Carnegie adding another 22 points.

RICE VS GEORGIA TECH... This is the third meeting between the two, with Georgia Tech winning both of the previous matchups. The Yellow Jackets rallied in the second half to defeat the Owls in the last season's game for a 78-75 win at Tudor Fieldhouse.

LAST MEETING:

Georgia Tech (3-0,0-0 ACC) -vs- Rice (2-2,0-0 AAC)
11/16/23 at Tudor Fieldhouse, Houston, TX

Date: 11/16/23
Time: 7:00 PM
Attendance: 1,088
Site: Tudor Fieldhouse, Houston, TX
Referees: Courtney Robinson, Teresa Stuck, Carla Fountain

		Score By Period									
		1	2	3	4	Total					
Georgia Tech		18	13	23	24	78					
Rice		24	21	15	15	75					

Georgia Tech 78

#	Player	GS	MIN	FG	3PT	FT	ORB-DRB	REB	PF	A	TO	BLK	STL	PTS
13	Blackhear,Kayla	*	39	9-17	0-1	3-7	5-4	9	2	1	2	0	3	21
22	Noguero,Ines	*	38	4-10	2-5	6-7	2-5	7	3	1	1	0	5	16
05	Morgan,Tonie	*	27	5-12	1-1	2-4	1-3	4	3	5	5	0	0	13
23	Augustinaite,Rusne	*	34	5-8	2-2	0-0	0-1	1	2	1	4	0	0	12
11	Wone Aranz,Alxa	*	12	0-4	0-0	0-0	1-1	2	2	1	1	0	1	0
32	Thomas-Harris,D'Asia		23	2-5	0-0	8-8	5-8	13	2	0	3	0	0	12
21	Johnson,Sydney		19	1-4	0-2	2-2	1-2	3	2	2	1	0	1	4
15	Carter,Avyonce		4	0-0	0-0	0-0	0-0	0	1	0	0	0	0	0
20	Termis,Aniadna		4	0-0	0-0	0-0	0-0	0	0	0	0	0	0	0
TM	TEAM		0	0-0	0-0	0-0	1-1	2	0	0	0	0	0	0
Totals			- 200	26-60	5-11	21-28	16-25	41	17	11	17	0	10	78

Team Summary

	FG	3PT	FT
1st Quarter	6-14 42.86%	0-1 0.00%	6-7 85.71%
2nd Quarter	5-17 29.41%	0-4 0.00%	3-4 75.00%
3rd Quarter	7-14 50.00%	2-3 66.67%	7-10 70.00%
4th Quarter	8-15 53.33%	3-3 100.00%	5-7 71.43%
Total	26-60 43.3%	5-11 45.5%	21-28 75.0%

Technical Fouls: none **Second Chance Points:** 20 **Scores Tied:** 3 times(s) **Points in the Paint:** 32 **Fast Break Points:** 10
Lead Changed: 2 times(s) **Points off Turnovers:** 21 **Bench Points:** 16 **Largest Lead:** 0 0

Rice 75

#	Player	GS	MIN	FG	3PT	FT	ORB-DRB	REB	PF	A	TO	BLK	STL	PTS
05	Jackson,Destiny	*	26	5-10	2-3	1-2	2-0	2	0	1	5	0	2	13
11	Ennis,Dominique	*	27	5-14	1-8	0-0	0-1	1	2	2	4	0	3	11
01	Fisher,Malia	*	21	4-6	1-3	2-2	0-3	3	5	1	1	1	0	11
44	Hayes,Shelby	*	22	4-9	0-0	0-0	4-3	7	1	2	1	0	1	8
02	Klaczek,Emily	*	27	1-5	1-2	2-4	1-6	7	2	3	0	0	2	5
30	Owens-Barnett,Jazzy		18	3-6	1-1	2-2	0-1	1	2	2	2	0	1	9
23	Clifton,Kennedy		11	3-3	1-1	0-0	1-2	3	0	1	0	0	0	7
14	Bokuniewicz,Maya		11	2-3	1-1	0-0	0-0	0	2	0	1	0	1	5
33	Samb,Fatou		18	1-2	0-0	2-2	0-2	2	2	0	1	2	0	4
20	Adams,Hailey		19	1-6	0-0	0-0	2-3	5	0	2	1	3	0	2
TM	TEAM		0	0-0	0-0	0-0	1-2	3	0	0	0	0	0	0
Totals			- 200	29-64	8-19	9-12	11-23	34	16	14	16	6	10	75

Team Summary

	FG	3PT	FT
1st Quarter	9-21 42.86%	3-7 42.86%	3-6 50.00%
2nd Quarter	8-15 53.33%	1-3 33.33%	4-4 100.00%
3rd Quarter	6-16 37.50%	3-4 75.00%	0-0 0.00%
4th Quarter	6-12 50.00%	1-5 20.00%	2-2 100.00%
Total	29-64 45.3%	8-19 42.1%	9-12 75.0%

Technical Fouls: none **Second Chance Points:** 17 **Scores Tied:** 3 times(s) **Points in the Paint:** 30 **Fast Break Points:** 7
Lead Changed: 2 times(s) **Points off Turnovers:** 29 **Bench Points:** 27 **Largest Lead:** 0 0

THE BASICS

UNIVERSITY INFORMATION

Name of School: Rice
 City/Zip: Houston, TX 77251
 Founded: 1891
 Enrollment: 8,480
 Arena: Tudor Fieldhouse / 5,750
 Affiliation: NCAA Division I
 Conference: AAC
 President: Reginald DesRoches
 Athletics Director: Tommy McClelland

COACHING INFORMATION

Head Coach: Lindsay Edmonds
 Alma Mater/Year: Appalachian State / 2005
 Record at Rice: 63-41
 Overall Record: 63-41
 Assistant Coach: Lavkevia Boykin
 Assistant Coach: Nick Grant
 Assistant Coach: Danyelle Grant
 Assistant Coach: Raina Perez

WBB HISTORY

Season: 47th
 All-Time Record: 720-642 / .527
 All-Time Conference Record: 334-332 / .502
 All-Time AAC Record: 9-9 / .500
 NCAA Tournament Appearances: 4
 (2000, 2005, 2019, 2024)
 Conference Tournament Titles: 4
 (2000, 2005, 2019, 2024)
 Conference Regular Season Titles: 4
 (2005, 2019, 2020, 2021)

HEAD COACHES

Total Head Coaches: 6
 Linda Tucker (1978-89) 134-164 - .453
 Mike Dunavant (1990-93) 42-68 - .382
 Cristy McKinney (1994-05) 216-139 - .608
 Greg Williams (2006-15) 141-170 - .453
 Tina Langley (2015-21) 126-61 - .674
 Lindsay Edmonds (2021-P) 63-41 - .627

SOCIAL MEDIA

• For all the up to minute updates for everything Rice women’s basketball, like and follow us on Facebook, Instagram and Twitter @RiceWBB



BRINGING THE HARDWARE

- The Owls have four conference tournament championships, winning the 2000 and 2005 WAC Tournaments, the 2019 C-USA Tournament, and most recently, the 2024 AAC Tournament.
- The Owls are 1-4 in the NCAA Tournament, with the lone win coming on 3-18-00 against No. 9 USCB 67-64.
- Outside of the NCAA Tournament, Rice has won the 2021 WNIT Championship and 2017 WBI Championship.

POSTSEASON HISTORY

- Rice has made four NCAA appearances with the last coming in 2024. (2000, 2005, 2019, 2024)
- The Owls returned to the WNIT in 2023, defeating BYU in the opening round on the road before falling to Oregon in the second round.
- Rice won the WNIT in the 2021 season, defeating Ole Miss 71-58 in the championships game.
- Rice has made the postseason 16 times, four NCAA appearances, 10 WNIT and two WBI appearances. Rice won the WBI title in 2017.


YEAR FOUR

- Shelley Pennington and Friends Head Coach Lindsay Edmonds enters her fourth year at the helm for Rice.
- Through her first three seasons, Edmonds has achieved the most wins (56), became the first head coach to open their Rice WBB career with back-to-back-to-back winning seasons, and was the fastest coach to win a conference title in program history.

WELCOME TO THE NEST

- Lindsay Edmonds announced the next group of Owls set to join the team as part of the 2025-26 signing class. Jordin Blackmon (Inglewood, Calif./ Bishop Montgomery), Mylee Guinn (Frisco, Texas/ Prestonwood Christian Academy), Hanna Hilberth (Stockholm, Sweden/Lulea Gymnasticskolor) and Skyla Tuthill (Summerville, S.C./Ashley Ridge High School) will join Rice next season.
- Blackmon, a 5-10 guard from Inglewood, Calif., has achieved a high level of success during her high school years, claiming three Del Rey League titles in addition to being crowned the 2023-24 D1 State Champions. A three-year letterwinner, Blackmon is also a three-time All-CIF Team, two-time First Team Open Division, two-time league MVP, a 2023-24 All-American and already a 1,000-point scorer.
- Guinn, a 5-11 guard from Frisco, Texas, has earned numerous accolades over her high school career, including the Texas District 9-5A Newcomer of the Year. During her junior campaign, she averaged 16.4 points and 8.3 rebounds per game, earning the District 9-5A MVP honor, which she also earned her sophomore year. Entering her senior year, Guinn has amassed over 1,500 points and 800 rebounds.
- Hilberth, a 6-6 center from Stockholm, Sweden, helped guide her team to a league title in the country's second best league, while also claiming three Swedish Championships with her former school. Hilberth has also collected numerous MVP honors during the Swedish Championships. She was also a member of the U15, U16 and U18 Swedish national teams.
- Tuthill, a 5-11 guard from Summerville, S.C., led her team to a 26-8 record last season, claiming the Region 8-5A championship. She was named Region 3-4A Player of the Year at her previous school and was named All-State, already surpassing 1,000 career points. Her freshman season Tuthill averaged 23 points, 12 rebounds and five assists per game.

ATHLETIC COMMUNICATIONS



ANTHONY ROBERTS (WBB CONTACT)
 AST. DIRECTOR OF COMMUNICATIONS
 ANTHONY.ROBERTS@RICE.EDU
 570-699-9151



CHUCK POOL
 AST. AD / COMMUNICATIONS
 CHUCK.POOL@RICE.EDU

CHASING MILESTONES

PLAYER MILESTONS:

Maya Bokunewicz

- No. 10 All-time 3-Pointers - 117 (Currently 105)

Dominique Ennis

- No. 10 All-time 3-Pointers - 117 (Currently 116)
- 100 Career Steals (Currently 84)

Emily Klaczek

- 1,000 Career Points (Currently 839)
- 100 Career Steals (Currently 85)

Sussy Ngulefac

- 1,000 Career Points (Currently 858)

IN THE *RECORD* BOOKS

Malia Fisher

- No. 5 All-Time Single-Game Rebs. (20, 11-10-23)
- 50 Career Blocks (USF 1/14/24)
- 100 Career Steals (at Tulane 1/20/24)
- 150 Career Assists (UT Tech 12/4/24)
- 500 Career Rebounds (USF 1/14/24)
- 1000 Career Points (at LSU 3/22/24)

Maya Bokunewicz

- No. 3 All-Time Single-Game 3PT Att. (13, 2-5-22)
- No. 5 All-Time Single-Season Made 3PT (59, 21-22)
- No. 5 All-Time Single-Season 3PT Att. (171, 21-22)
- 100 Career Three-Pointers (vs. UNT 3/11/24)

Dominique Ennis

- 100 Career Three-Pointers (South Ala. 11/11/24)

Trinity Gooden

- 100 Career Assists (vs. Temple 3/12/24)

Emily Klaczek

- 100 Career Three-Pointers (at UTSA 3/5/24)
- 150 Career Assists (vs. Temple 3/12/24)

Sussy Ngulefac

- 50 Career Blocks (SDSU 11/4/24)

Lindsay Edmonds

- 50 Career Wins (recorded at USF)
- Fastest Coach in Program History to 50 wins (81 games)
- Most Wins in First Three Season at Rice (55)

The Last Time Rice...

Scored 100 or more points

Rice: 100, 1/10/16, vs. North Texas, W, 100-97 (3OT)

Opp.: 101, 11/15/12, at No. 24 Tennessee, L, 48-101

Scored 90 or more points

Rice: 91, 12/10/22, vs. Houston, W, 91-88 (2OT)

Opp.: 90, 2/24/22, at LA Tech, L, 90-80 (2OT)

Scored 50 or fewer points

Rice: 42, 11/12/23, at TCU, L, 67-42

Opp.: 48, 11/14/24, vs. UH, W, 60-48

Played a Top 25 team (AP)

3/22/2024, at No. 8 LSU, L, 60-70

Beat a Top 25 team (AP)

12/1/2006, No. 10 Texas A&M, W, 79-66

Played an overtime game

12/10/22, vs. Houston, W, 91-88 (2OT)

Won an overtime game

2/29/20, at Louisiana Tech, W, 73-60

Played a double-overtime game

12/10/22, vs. Houston, W, 91-88 (2OT)

Played a triple overtime game

1/22/22, at Charlotte, L, 88-83 (4OT)

Played a quadruple overtime game

1/22/22, at Charlotte, L, 88-83 (4OT)

Came back from 10+ points to win

10 points (22-12), 2/7/24, at USF 69-59

Shot 50.0% or better

Rice: 55.2%, 12/13/24, vs. TSU, W 89-62

Opp.: 58.1%, 3/2/24, vs. UNT, L 63-54

Made 0 3FG

Rice: 0-14, 3/5/22, vs. UTSA, W, 86-48

Opp.: 0-9, 11/17/21, vs. Texas Southern, W, 59-47

Seven players with 10+ points

- 14- Jazzy Owens-Barnett
- 12- Maya Bokunewicz
- 12- Emily Klaczek
- 12- Dominique Ennis
- 11- Destiny Jackson
- 10- Shelby Hayes
- 10- Trinity Gooden
- 12/16/23, vs. PVAMU, W, 85-59

The Last Time a Rice player...

Two players with 20+ points

Destiny Jackson (33) Ashlee Austin (21), 12/10/22, vs. Houston, W, 91-88 (2OT)

Had 30 or more points

33, Destiny Jackson, 12/10/22, vs. Houston, W, 91-88 (2OT)

Had 15 or more rebounds

16, Malia Fisher, 3/9/22, vs. Marshall, W, 80-62

Had 20 or more rebounds

20, Malia Fisher, vs. SFA 11/10/22

Had 10 or more assists

10, Jasmine Smith, 3/20/21, vs. Fresno St., W, 87-73

Had 5 or more blocks

5, Malia Fisher, 12/17/21, at Sam Houston, W, 74-64

Had a Triple Double

Nancy Mulkey, 11/13/19, at SMU, L, 55-43

(15 pts, 11 reb, 11 blk)

Two players with double-doubles

12 pts/11 reb, Hailey Adams;

11 pts/10 reb, Sussy Ngulefac;

12/4/24, Utah Tech, W, 82-71

Five players with 10+ points

12- Victoria Flores

12- Emily Klaczek

11- Shelby Hayes

10- Hailey Adams

10- Dominique Ennis

11/12/24, vs. South Ala., W, 76-58

Six players with 10+ points

18- Ashlee Austin

16- Malia Fisher

14- Destiny Jackson

13- Katelyn Crosthwait

10- Jazzy Owens-Barnett

10- Dominique Ennis

11/18/22, at Pacific, W, 89-79

Rice's Record When

Overall	7-4
Home	6-1
Road	0-2
Neutral	1-1
Ranked Teams	0-0
Day Games	2-1
Night Games	5-3
Leading at half	6-1
Trailing at half	0-2
Tied at half	1-1
Leading with 5:00 left	6-1
Trailing with 5:00 left	1-1
Tied with 5:00 left	0-2
Overtime	0-0
Double Overtime	0-0
Five points or less	2-1
One-Possession Game (final minute)	1-2
More Turnovers	2-2
Fewer Turnovers	5-2
Tied Turnovers	0-0
More Rebounds	1-3
Fewer Rebounds	6-1
Tied Rebounds	0-0
Scores 49 or fewer	0-0
Scores between 50-59	0-2
Scores between 60-69	3-2
Scores between 70-79	2-0
Scores 80+	2-0
Allows 49 or fewer	1-0
Allows between 50-59	2-0
Allows between 60-69	3-3
Allows between 70-79	1-1
Allows 80+	0-0
FG Pct. 29.9 or less	0-0
FG Pct. 30.0-39.9	2-2
FG Pct. 40.0-49.9	4-2
FG Pct. 50.0+	1-0
Opp. FG Pct. 29.9 or less	0-0
Opp. FG Pct. 30.0-39.9	6-1
Opp. FG Pct. 40.0-49.9	1-3
Opp. FG Pct. 50.0+	0-0
Rice bench outscores opp. bench	7-3
Opp. bench outscores Rice bench	0-0
Bench scoring equal	0-1
Largest lead 10 or greater	6-1
Largest deficit 10 or greater	0-2
Monday	1-1
Tuesday	0-0
Wednesday	1-0
Thursday	2-2
Friday	2-0
Saturday	0-1
Sunday	1-0
November	5-3
December	2-1
January	0-0
February	0-0
March	0-0
In Texas	6-1
Against Texas Schools	3-0
Second Meeting of Season	0-0
Third Meeting of Season	0-0

STAT LEADERS

2023-24 SEASON

	PER GAME	TOTAL
POINTS.....	FISHER (12.7)	ENNIS (121)
REBOUNDS.....	ADAMS (8.5)	ADAMS (94)
ASSISTS.....	FLORES (2.5)	FLORES (28)
STEALS.....	KLACZEK (1.5)	KLACZEK (16)
BLOCKS.....	ADAMS (1.2)	ADAMS (13)
FG PERCENTAGE/MADE.....	CLIFRON (1.000)	ENNIS (48)
3FG PERCENTAGE/MADE.....	GOODEN (1.000)	ENNIS, KLACZEK (20)
FT PERCENTAGE/MADE.....	CLIFTON, TWIEHAUS (1.000)	FLORES (23)

Times Leading Stat Categories

2024-25 Season	Points	Rebounds	Assists	Steals	Blocks
Adams, Hailey	2	9	3	1	5
Alexis, Aniah			1	1	
Bokunewicz, Maya					
Clifton, Kennedy					
Conley, Layla					
Ennis, Dominique	4		1	3	1
Fisher, Malia	2	1		1	1
Flores, Victoria	2		2	3	
Gooden, Trinity			1		
Hayes, Shelby			1	1	2
Klaczek, Emily	1		2	4	1
Ngulefac, Sussy	1	2			5
Owens-Barnett, Jazzy			4	1	
Rickard, Pace					
Twiehaus, Jill			1		

Number of Times Recording This Season

2023-24 Season	Points	Reb	Ast	Stl	Blk	Dbl		
	10+	20+	30+	10+	5+	3+	2+	Dbl
Adams, Hailey	5	1		2			3	1
Alexis, Aniah	1					1		
Bokunewicz, Maya								
Clifton, Kennedy								
Conley, Layla								
Ennis, Dominique	6				2			
Fisher, Malia	2							
Flores, Victoria	2			1	3			
Gooden, Trinity						1		
Hayes, Shelby	2							
Klaczek, Emily	6			1	1			
Ngulefac, Sussy	6		2			1		2
Owens-Barnett, Jazzy				2				
Rickard, Pace								
Twiehaus, Jill								

Career

Adams, Hailey	9	1		4		1	8	3
Alexis, Aniah	1					1		
Bokunewicz, Maya	19	3		2	1	2	2	2
Clifton, Kennedy	3					1		
Conley, Layla								
Ennis, Dominique	31	2		2	12			
Fisher, Malia	54	12	1	19	7	19	15	14
Flores, Victoria	3			2	4			
Gooden, Trinity	6			5	1	2		
Hayes, Shelby	10			1	1			1
Klaczek, Emily	40	3		1	4	8		1
Ngulefac, Sussy	44	4		4		16		4
Owens-Barnett, Jazzy	14	1		5	3			
Rickard, Pace								
Twiehaus, Jill								

2024 AMERICAN ATHLETIC CONFERENCE TOURNAMENT CHAMPIONS



2024 AAC TOURNAMENT - FORT WORTH, TEXAS

AAC SECOND ROUND

(10) RICE 71 - (7) UAB 56

MALIA FISHER: 20 POINTS

AAC PLAYER OF THE GAME: MALIA FISHER

AAC QUARTERFINALS

(10) RICE 61 - (2) NORTH TEXAS 59

DESTINY JACKSON: 16 POINTS

AAC PLAYER OF THE GAME: DESTINY JACKSON

AAC SEMIFINALS

(10) RICE 60 - (3) TEMPLE 57

MALIA FISHER: 17 POINTS

AAC PLAYER OF THE GAME: SUSSY NGULEFAC

AAC CHAMPIONSHIP

(10) RICE 61 - (9) EAST CAROLINA 41

SUSSY NGULEFAC: 15 POINTS

AAC PLAYER OF THE GAME: EMILY KLACZEK

AAC ALL-TOURNAMENT TEAM

MALIA FISHER - MVP

DESTINY JACKSON

SUSSY NGULEFAC



POSTGAME REACTION: LINDSAY EDMONDS

"I'm just really proud. We always break the season into three different seasons: non-conference, conference, and then tournament play. So, when we started tournament season, we started breaking down huddles with our left hand because it was closest to our hearts. I just feel like we played with so much heart, we played with so much toughness, we played with so much togetherness. It was just really special. We hung our hats on defense. We shared the basketball. But I just can't get over how close this group is, on and off the floor, and that's what makes us be so special. And Malia said it, we might have been a 10 seed on paper, but we never believed that we were. So, I think that's why we had something to prove and we did it for four straight days, which is really, really hard to do. But they were relentless and they knew that they wanted it and they weren't going to let anybody take that from them."



LINDSAY EDMONDS

SHELLEY PENNINGTON AND FRIENDS
HEAD COACH - FOURTH SEASON



Entering her fourth season as head coach in 2024-25, Lindsay Edmonds has elevated the Owls back to a championship-caliber program and continues to shatter coaching records, securing Rice Athletics' first-ever American Athletic Conference title in the team's debut season in the conference.

Through her first three seasons with the Owls, Edmonds has the most wins (56), became the first coach in program history to open their Rice career with back-to-back-to-back winning seasons and became the fastest coach to win a conference title in program history.

Her third season at the helm was a season for the ages, as the Owls entered the AAC Tournament as a 10 seed and proceeded to win four games in four days, knocking off the second and third-seeded teams en

route to the AAC Championships. The Owls defeated East Carolina 61-41 in the championship game to secure the automatic berth to the NCAA Tournament, Rice's fourth trip to the big dance and first since 2019.

Malia Fisher was named AAC Tournament MVP, while Destiny Jackson and Sussy Ngulefac were also named to the All-Tournament Team. Rice became the lowest seed to ever win the AAC Tournament, with the previous lowest being a three seed.

The Owls saw two players surpass 1,000 career points, with Destiny Jackson and Malia Fisher becoming the 25th and 26th players in history to do so and the firsts under the Edmonds era. Edmonds also became the fastest coach to win 50 games with a 69-59 win at South Florida, surpassing the mark in just 81 games (10 games faster than the previous mark). Rice secured its first AAC win in the conference opener against Wichita State.

In just her second season as head coach, the 2022-23 Owls had a historic season finishing with a 23-9 (13-7 C-USA) record. Rice had the best start in program history at 9-0 featuring back-to-back wins over Power 5 opponents at Texas A&M and against TCU. The Owls also earned their first postseason appearance and win under Edmonds in the 2023 WNIT against BYU.

In total, Rice defeated four current/future Power 5 schools on the season (Texas A&M, TCU, Houston, BYU). Edmonds was named ESPN's Coach of the Week following her team's win against the Horned Frogs. Rice also had two postseason honorees with Malia Fisher and Ashlee Austin earning All-C-USA Second Team honors.

Her first season with the Owls in 2021-22 saw a short-handed Rice team go 14-13 (8-9 C-USA). Despite losing four of five starters from the previous year's team, Edmonds and the Owls closed the 2021-22 season with a ton of momentum by winning nine of their final 15 games and advancing to the quarterfinals of the C-USA Championship with a convincing 80-62 win over Marshall in the second round.

Injuries limited the Owls to an eight-man rotation for much of the season, but a young Rice team with three freshmen in the starting lineup went 8-4 over their final 12 C-USA contests. Rice had three players earn All-C-USA postseason honors, with sophomore forward Ashlee Austin earning a spot on the Second Team. Malia Fisher was named to the All-Freshman Team while also earning

All-Conference Honorable Mention accolades while Destiny Jackson also earned Honorable Mention honors in her first full season as the team's starting point guard.

Edmonds was named the sixth head coach in program history on April 23, 2021, coming to Rice after eight successful seasons with the Wolfpack. She served as an assistant coach from 2013-18, adding Recruiting Coordinator duties in 2018, before being elevated to associate head coach prior to the start of the 2019-20 campaign.

During her tenure in Raleigh, N.C., Edmonds and head coach Wes Moore led the Wolfpack to an overall record of 190-65, including an 89-39 mark in the ACC, along with five NCAA Tournament appearances and three NCAA Tournament Sweet 16 berths (2018, 2019, 2021).

In her eight seasons with the Wolfpack, Edmonds has helped develop three WNBA Draft picks, including two first round selections in Kiara Leslie (R1-P10, 2019) and Markeisha Gatling (R1-P10, 2014).

The Wolfpack is coming off of a 2020-21 campaign in which Edmonds helped guide the team to their third consecutive Sweet 16 appearance and a 22-3 record. NC State won the ACC Tournament for a second straight year and finished the season ranked No. 7 in the WBCA Top 25 Coaches Poll.

Edmonds and the Wolfpack won the program's first conference tournament since 1991 in 2019-20, posting a 28-4 overall record as they compiled the most single-season conference wins in program history.

In 2018-19 the Wolfpack achieved the longest winning streak (21 games) in program history and recorded the best start in program history (21-0) as well, advancing to their second straight Sweet 16. That same year, Edmonds helped bring in the No. 7 ranked recruiting class in the nation according to ESPN.

The year prior (2017-18), NC State won 26 games and returned to the Sweet 16 for the first time since 2007.

In her first season at NC State (2013-14), Edmonds helped lead the Pack to a 25-8 record and an NCAA Tournament appearance. After an 18-15 campaign in 2014-15 and a 20-11 season in 2015-16, Edmonds guided NC State to second round of the NCAA Tournament in 2016-17 with a 23-9 record. That season, she also helped author upsets of four top-15 teams: No. 2 Notre Dame, at No. 6 Florida State, No. 12 Duke and at No. 9 Louisville.

Prior to her move to NC State, Edmonds was an assistant coach at James Madison University from 2009-13. In her four seasons with the Dukes, the team won two Colonial Athletic Association (CAA) championships, played in two NCAA Tournaments and made two WNIT appearances.

Edmonds' first collegiate coaching stop came at her alma mater, Appalachian State, from 2007-09. Edmonds was recruiting coordinator and worked with the Mountaineer backcourt. In 2005-06, she served as assistant coach at Andrew High School in High Point, N.C., and also coached the AAU elite Team Phoenix.

Edmonds (then Lindsay Smith) was a four-year starter and 1,000 point scorer at Appalachian State. She holds the school record for career three-pointers (177) and was a team co-captain in her final two seasons. She led the Mountaineers in assists during her junior and senior years.

Edmonds is a native of Winston-Salem, N.C., and holds a bachelor's degree in health promotions and is also a graduate of the NCAA Women's Coaches Academy.

Edmonds is married to Ulrick Edmonds and the couple has three daughters – Nylah, Halyn and Ahlyna.

COACH EDMONDS: THE BREAKDOWN



EDMONDS: SAVE THE DATE

- APRIL 23, 2021**
EDMONDS NAMED HEAD COACH OF RICE
- NOV. 9, 2021**
EDMONDS WINS DEBUT VS ST. EDWARD'S 84-41
- JAN. 27, 2022**
EARNS FIRST C-USA VICTORY VS. LA TECH 72-64
- MARCH 9, 2022**
DEFEATS MARSHALL 80-62 IN C-USA SECOND ROUND
- NOV. 27, 2022**
EARNS THE PROGRAM'S FIRST 6-0 START AND EDMONDS' FIRST POWER-5 WIN AT TEXAS A&M 66-58
- DEC. 2, 2022**
EARNS BACK-TO-BACK POWER-5 WINS AFTER DEFEATING TCU 68-58
- DEC. 5, 2022**
EDMONDS NAMED ESPN'S COACH OF THE WEEK, OWLS RECEIVING VOTES IN THE AP TOP 25
- DEC. 16, 2022**
RICE GOES UNDEFEATED NON-CONFERENCE AT 9-0 AFTER A 68-57 WIN OVER SAM HOUSTON

EDMONDS VS. THE AMERICAN				
OPPONENT	ALL	HOME	AWAY	TOURNEY
CHARLOTTE	1-4	1-1	0-2	0-1
EAST CAROLINA	3-0	1-0	1-0	1-0
FLORIDA ATLANTIC	2-1	1-0	1-1	-
MEMPHIS	0-2	0-1	0-1	-
NORTH TEXAS	2-4	1-2	0-2	1-0
SOUTH FLORIDA	2-0	1-0	1-0	-
SMU	2-0	1-0	1-0	-
TEMPLE	1-1	0-1	-	1-0
TULANE	1-0	-	1-0	-
TULSA	1-1	1-0	0-1	-
UAB	5-1	2-0	2-1	1-0
UTSA	2-3	2-0	0-2	0-1
WICHITA STATE	1-0	1-0	-	-



CAREER RECORDS

- OVERALL RECORD: 63-41
- AAC RECORD: 9-9
- CONFERENCE GAMES: 30-25
- OVERTIME GAMES (OVERALL): 1-4
- DOUBLE OVERTIME GAMES: 1-1
- QUADRUPLE OVERTIME GAMES: 0-1
- ONE-POINT GAMES: 1-0
- GAMES DECIDED BY FIVE POINTS OR LESS: 15-13
- VS. POWER FOUR SCHOOLS: 3-7
- VS. AP TOP 25 SCHOOLS: 0-2

- MARCH 17, 2023**
WINS POSTSEASON DEBUT ON THE ROAD AGAINST BYU 71-67 IN THE WNIT FIRST ROUND
- MAY 11, 2023**
RICE ATHLETICS ANNOUNCES THE FIRST WOMEN'S HEAD COACHING ENDOWMENT IN RICE ATHLETICS HISTORY. SHELLEY PENNINGTON AND FRIENDS HEAD WOMEN'S BASKETBALL COACH
- JAN. 3, 2024**
WINS AAC DEBUT 76-64 VS. WICHITA STATE
- FEB. 8, 2024**
EARNS 50TH CAREER WIN 69-59 AT SOUTH FLORIDA BECOMING THE FASTEST COACH IN PROGRAM HISTORY TO REACH THE MILESTONE

EDMONDS: WHEN AND WHERE

- NOVEMBER: 18-7
- DECEMBER: 10-6
- JANUARY: 11-12
- FEBRUARY: 14-9
- MARCH: 10-6
- HOME: 37-15
- AWAY: 20-23
- NEUTRAL: 6-3



LINDSAY EDMONDS TIMELINE

- 2021- Head Coach, Rice
- 2019-21 Associate Head Coach, NC State
- 2013-19 Assistant Coach, NC State
- 2009-13 Assistant Coach, JMU
- 2007-09 Assistant Coach, Appalachian State
- 2005-06 Assistant Coach, Team Phoenix/Andrews HS
- 2001-05 Player, Appalachian State

SIXTH HEAD COACH IN RICE WBB HISTORY



COACHING RECORD: YEAR-BY-YEAR

YEAR	SCHOOL	RECORD	CONFERENCE	CONF. FINISH	CONF. TOURNAMENT	POSTSEASON	ROUND
2021-22	RICE	14-13	8-9 (C-USA)	4TH (WEST)	QUARTERFINALS	N/A	N/A
2022-23	RICE	23-9	13-7	3RD	QUARTERFINALS	WNIT	SECOND ROUND
2023-24	RICE	19-15	9-9 (AAC)	10TH	CHAMPIONS	NCAA	FIRST ROUND
2024-25	RICE	7-4	0-0	-	-	-	-
TOTAL:		63-41 (.608)	30-25 (.600)				

EDMONDS' COACHING RECORD: BY TEAM

TEAM	OVERALL	HOME	AWAY	NEUTRAL
ABILENE CHRISTIAN	2-0	1-0	1-0	
BYU	1-1		1-0	0-1
CHARLOTTE	1-4	1-1	0-2	0-1
EAST CAROLINA	3-0	1-0	1-0	1-0
FLORIDA ATLANTIC	2-1	1-0	1-1	
FLORIDA INTERNATIONAL	3-0	2-0	1-0	
GEORGIA TECH	0-1	0-1		
GONZAGA	0-2	0-1	0-1	
HOUSTON	2-1	2-0	0-1	
HOUSTON CHRISTIAN	1-0	1-0		
LOUISIANA	0-2	0-1	0-1	
LSU	0-1		0-1	
LOUISIANA TECH	2-2	2-0	0-2	
MARSHALL	1-1	0-1		1-0
MEMPHIS	0-2	0-1	0-1	
MIDDLE TENNESSEE	0-3	0-1	0-2	
NORTH CAROLINA A&T	1-0	1-0		
NORTH TEXAS	2-4	1-2	0-2	1-0
OKLAHOMA STATE	0-1	0-1		
OLD DOMINION	0-1		0-1	
OREGON	0-1		0-1	
PACIFIC	2-0	1-0	1-0	
PRAIRIE VIEW A&M	1-0	1-0		
SAINT MARY'S (CA)	2-0	1-0	1-0	
SAM HOUSTON	3-0	2-0	1-0	
SOUTH ALABAMA	1-0	1-0		
SOUTH DAKOTA STATE	0-1	0-1		
SOUTH FLORIDA	2-0	1-0	1-0	
SOUTHERN MISS	1-1	0-1	1-0	
SMU	2-0	1-0	1-0	
ST. EDWARDS	1-0	1-0		
STEPHEN F. AUSTIN	1-1	1-0	0-1	
TCU	1-1	1-0	0-1	
TEMPLE	1-1	0-1		1-0
TEXAS A&M	1-0		1-0	
TEXAS A&M-CC	2-0	1-0	1-0	
TEXAS SOUTHERN	4-0	3-0	1-0	
TULANE	1-0		1-0	
TULSA	1-1	1-0	0-1	
UAB	5-1	2-0	2-1	1-0
UT ARLINGTON	0-1		0-1	
UTAH TECH	1-0	1-0		
UTEP	4-0	2-0	2-0	
UTSA	2-3	2-0	0-2	0-1
VERMONT	1-0			1-0
WESTERN KENTUCKY	1-2	0-2	1-0	
WICHITA STATE	1-0	1-0		

*2024-25 OPPONENTS IN BOLD



EDMONDS: LEAVING HER MARK...
(IN RICE WBB HISTORY - FIRST THREE SEASONS)

- THE BEST WIN PERCENTAGE (.602)
- TIED FOR THE MOST WINS (56)
- ONLY COACH TO OPEN CAREER WITH BACK-TO-BACK-TO-BACK WINNING SEASONS
- FASTEST COACH TO WIN CONFERENCE TITLE (THREE SEASONS)
- MOST WINS IN A COACHES SECOND SEASON (23)

COACHING ENDOWMENT

Rice Athletics announced on May 11 enhancements to the endowed fund to support the women's basketball coaching staff, elevating the existing assistant coaching endowment to a head coaching endowment. It is the first women's head coaching endowment in the history of Rice Athletics.

The Shelley Pennington Assistant Women's Basketball Coach Endowment, the first endowment of a coaching position in women's athletics at Rice, was established last fall through a \$1 million gift from the estate of Shelley Pennington. Spurred by the gift from Pennington's estate, \$2 million in additional funds were raised through the generosity of multiple donors, including Lynn Laverty Elsenhans '78, Barbara and David Gibbs, Eyvette and Tom Hetherington '94, Walter E. Greenberg '78, Karen Ostrum George '77 and Larry George, and Vicki Whamond Bretthauer '79 & Neil Bretthauer. The combined funds will create the Shelley Pennington and Friends Head Women's Basketball Coach Endowment.

The endowment is the third for Rice Athletics head coaches. The Dunlevie Family Head Football Coach endowment was created in 2018 and the Bixby Family Head Baseball Coach endowment was announced in March of 2022.

Shelley Pennington '78 played basketball during the founding years of women's

intercollegiate athletics at Rice. She was a three-year letter winner from 1976-78 and in 1977 was named the third winner of the Joyce Pounds Hardy Award which recognizes the Owls' most outstanding female student-athlete. Pennington was a member of Rice's Navy ROTC program and completed Naval flight training as part of the second class of women who were admitted to the program.

In 1985, she resigned from active duty in the Navy but continued to serve in the Naval Reserve. After leaving active duty, Pennington flew commercial airliners for TWA for 10 years before she was recruited to join UPS where she rose to the position of Chief of Pilot Safety for 757 and 767 aircraft until her retirement in 2012. She remained active in athletics and became an avid distance runner, following in her father's footsteps and competing in multiple Boston Marathons.

In addition to her athletic career at Rice, Pennington served as President of Jones College. She battled ovarian cancer and passed away in June of 2021. Her friends from Rice created the Shelley Pennington Memorial Award, which is presented annually to a junior or senior at Jones College that demonstrates the qualities that she personified – leadership, team play, and the ability to bring out the best in those around her.

ON THE BENCH



Kevi Boykin
Assistant Coach



Nick Grant
Assistant Coach



Danyelle Grant
Assistant Coach



Raina Perez
Assistant Coach



Jalen Latta
Director of Player Development



Darryln McDonough
Assistant AD for WBB Operations



Madi Miller
Director of Player Personnel



Solomon Tat
Director of Sport Performance - WBB

TUDOR FIELDHOUSE

AUTRY COURT (1950-PRES.)



While the bricks and mortar which have framed the home of Rice basketball for better than 50 years remain, the interior of the fabled arena was transformed into a state-of-the-art facility with the amenities fans have come to expect from new stadiums during a foundation-to-roof renovation which occurred between the spring of 2007 and the fall of 2008 leading up to the opening of the new Tudor Fieldhouse complex.

During the renovation process, Rice University's basketball teams were displaced and played their 2007-08 seasons at venues across the city of Houston. The Rice volleyball team played the 2007 and 2008 home schedules in Fox Gymnasium.

Among the new features of Tudor Field house are a club area located behind the upper north end zone seating. The club will also offer a panoramic view of the Rice University campus. A reconfigured seating arrangement includes new mechanized seating along the sidelines which can be retracted for more court space as well as new east end zone seating for Rice students.

Amenities also include a new sound system and game information scoreboard, new concession areas and rest rooms.

At the same time, a new student-athlete excellence center including the Robert E. and Elizabeth W. Bixby Academic Center has been built between Tudor Field house and Fox Gymnasium. The center is the new home for the athletic department offices as well as training and support facilities for the Rice athletic program.

A lead naming gift from Rice University trustee and alumnus Bobby Tudor and his wife, Phoebe, allowed Rice to move forward on the \$30 million project.

The cozy dimensions and great sight lines that made Autry a feared game site in the past have been maximized in Tudor Fieldhouse. The enthusiasm of the Rice students, the "Autry Army" and band -- the famous "MOB" -- gives every visiting team an added obstacle when playing the Owls. In 1989, that reputation was enhanced when Dallas Morning News writer Steve Richardson dubbed Autry the "Jungle Gym" due to its lack of air conditioning. That deficiency was eliminated in 1991, however, when a central air conditioning system was added to the facility.

The air conditioning was of most benefit to the Rice student-body that uses the gym for its myriad recreation programs. The project was funded in part by a drive headed by Joyce Pounds Hardy-McDonald, a former member of the university's board of trustees and long-time booster of the Rice athletic program. In addition to the air-conditioning project, Autry Court underwent a number of additional renovations over the past 25 years, highlighted by a state-of-the-art low-impact wood court was installed in the spring of 2002.

Capacity for the original Autry Court was 5,000 on a permanent basis, but as many as 5,600 were wedged inside thanks to the installation of temporary bleachers on the south baseline. A record 5,680 watched the Owls' men's basketball team defeat Texas 103-97 on March 5, 1992.

The arena was originally designated "Autry Court" in memory of Mrs. James L. Autry. Her daughter, Mrs. Edward W. Kelley, made a generous donation to the gymnasium building fund in honor of her late mother, an ardent supporter of Rice.

THE BASICS

Year Opened: 1950 (Autry Court)
 Major Renovation: 2008 (Tudor Fieldhouse)
 Court Redesign: 2014
 Court Redesign: 2023
 Capacity: 5,208

HOME GAMES

Autry Court: 369 (246-123, .667)
 Tudor Fieldhouse: 334 (158-76, .676)
 Sharp Gym: 9 (4-5, .444)
 Fertitta Center: 1 (1-0, 1.000)
 Hofheinz Pavilion: 1 (1-0, 1.000)
 Reliant Arena: 1 (1-0, 1.000)
 Total Home Games: 615 (411-204, .667)

PACK THE FIELDHOUSE

All-Time Attendance Record (WBB)

- 3,704 - Hawai'i 2-22-98 (Autry Court)
- 3,511 - Texas Tech 12-30-02 (Autry Court)
- 2,606 - Louisiana Tech 3-2-19 (Tudor Fieldhouse)
- 2,603 - Texas Tech 12-28-00 (Autry Court)
- 2,528 - Texas Tech 3-1-12 (Tudor Fieldhouse)
- 2,318 - Baylor 11-27-12 (Tudor Fieldhouse)
- 2,152 - SMU 12-12-18 (Tudor Fieldhouse)

Ranked Home Wins

- 12-01-06No. 10 Texas A&M 79-66
 11-21-05No. 14 Texas Tech 73-70
 01-05-04No. 8 Louisiana Tech 86-85
 02-21-02No. 7 Louisiana Tech 57-56
 12-01-01No. 22 George Washington 67-54
 02-27-98No. 18 Utah 59-48
 02-22-98No. 16 Hawai'i 76-71
 12-03-96No. 20 Arkansas 77-61

BOBBY TUDOR



YEAR-BY-YEAR

SEASON	RECORD	PERCENTAGE
(Autry Court)		
1978-79	6-6	.500
1979-80	5-3	.625
1980-81	10-3	.770
1981-82	8-2	.800
1892-83	6-6	.500
1983-84	6-6	.500
1984-85	4-8	.333
1985-86	6-7	.462
1986-87	7-5	.583
1987-88	8-5	.615
1988-89	11-5	.688
1989-90	4-8	.333
1990-91	7-7	.500
1991-92	9-5	.642
1992-93	8-6	.571
1993-94	9-4	.692
1994-95	6-6	.500
1995-96	8-4	.667
1996-97	9-4	.692
1997-98	13-0	1.000
1998-99	10-3	.769
1999-00	11-2	.846
2000-01	10-3	.769
2001-02	12-1	.923
2002-03	10-3	.769
2003-04	10-4	.714
2004-05	12-1	.923
2005-06	10-3	.769
2006-07	11-3	.785
(Sharp Gym, Hofheinz Pavilion, Reliant Arena)		
2007-08	6-5	.545
(Tudor Fieldhouse)		
2008-09	6-9	.400
2009-10	10-3	.769
2010-11	7-6	.538
2011-12	9-5	.642
2012-13	12-4	.750
2013-14	6-8	.428
2014-15	8-8	.500
2015-16	4-10	.286
2016-17	13-5	.722
2017-18	13-1	.928
2018-19	13-0	1.000
2019-20	13-1	.928
2020-21	8-1	.889
2021-22	9-6	.600
2022-23	13-2	.867
2023-24*	9-6	.600
2024-25	6-1	.857

*One game played at Fertitta Center

RICE AT HOME

Seasons at .500 or better: 40
 Seasons at .750 or better: 18
 Seasons at .900 or better: 6
 Undefeated Seasons: 2

GONE STREAKING

Current Rice Home Streak: W6

Longest Rice Home Win Streaks: (Began-Ended)

19. 11-30-19 (N. Arizona) - 3-06-21 (UNT)
 19. 02-08-97 (Fresno St.) - 12-06-98 (#14 Texas Tech)

16. 3/3/18 (UNT) - 11/17/19 (# 5 Texas A&M)
 16. 3/16/17 (Lamar) - 3/1/18 (LA Tech)

RANKING RICE

2023-24 NET RANKING

CURRENT NET	SEASON PEAK	START OF SEASON
142 12/16/24	127 12/3/24	129 12/2/24



RICE NET HISTORY AT A GLANCE...

NET PEAK	BIGGEST GAIN	BIGGEST DROP
24 1/5/21	+30 240 to 210 12/15/21 - 12/16/21	-21 208 to 229 1/12/22 - 1/13/22

NET RANKINGS: THE BREAKDOWN

RICE OWLS - 142	RICE OWLS - OPPONENT BREAKDOWN	
NET - 142 PREV. NET - 143 AVG. NET WIN - 246 AVG. NET LOSS - 104 NET SOS - 302 AVG. OPP NET RANK - 238 AVG. OPP NET - 195 DIV. I W/L - 7-4 (105) NET NONCONF SOS - 302 NON-CONF RECORD - 7-4 (108) CONF RECORD - - ROAD W/L - 0-2 (251)	QUAD 1 (0-0) (H: 1-25) (N: 1-35) (A: 1-45) 16 - AT GEORGIA TECH (A)	QUAD 4 (7-2) (H: 91-362) (N: 106-362) (A: 131-362) 94 - TULANE (H) 111 - VERMONT (N) - W 79-57 116 - ECU (H) 140 - NORTH TEXAS (H/A) 154 - UAB (H/A) 154 - GONZAGA (A) - L 69-72 156 - LOUISIANA (A) - L 64-54 209 - FLA. ATL. (H/A) 215 - N.C. A&T (H) - W 61-60 225 - HOUSTON (H) - W 60-48 237 - MEMPHIS (H) 240 - WICHITA STATE (A) 256 - SAM HOUSTON (H) - W 65-60 257 - TULSA (H) 274 - CHARLOTTE (A) 280 - SOUTH ALABAMA (H) - W 76-58 293 - UTAH TECH (H) - W 82-71 336 - TEXAS SOUTHERN (H) - W 89-62
	QUAD 2 (0-2) (H: 26-55) (N: 36-65) (A: 46-80) 42 - SOUTH DAKOTA ST (H) - L 63-65 50 - UTSA (H/A) 63 - BYU (N) - L 51-63	QUAD 3 (0-1) (H: 56-90) (N: 66-105) (A: 81-130) 84 - SOUTH FLORIDA (A/H) 91 - TEMPLE (A) 94 - TULANE (A)

WHAT IS THE NET RANKING?

The NET Rankings were introduced to college women's hoops at the start of the 2020-21 season, replacing the RPI. Men's college hoops were introduced to the NET Rankings at the start of the 2018-19 season.

How It Works

The women's basketball NET includes adjusted net efficiency and team value index. Adjusted net efficiency is a measure of a team's overall performance during the regular season, determined by the difference between offensive efficiency (points per possession) and defensive efficiency (opponents' points per possession). Adjusted net efficiency also accounts for strength of opponents (as measured by their adjusted net efficiency) and location (home/away/neutral) of the games (against Division I opponents only). Team value index is the results-oriented component of the NET, ranking more highly those teams that played and beat other good teams, factoring in opponent, location of the game and winner.

RICE NET HISTORY

FIRST EVER RICE NET	HIGHEST NET COACH EDMONDS
25 1/3/2021	54 12/4/2022
HIGHEST NET WIN	HIGHEST NET WIN COACH EDMONDS
39 3/28/2021 71-58 OLE MISS	68 11/10/2022 89-77 SFA
RICE VS. 1-25 NET	RICE VS. 26-50 NET
0-4	1-5
RICE VS. 51-100 NET	RICE VS. 100+ NET
8-8	76-29

RICE IN THE POLLS

History of Rice in the Polls

	AP	WBCA
2006-07		
Preseason (11/8/06)	RV	
2018-2019		
Week 12 (1/28/19)	RV	
Week 13 (2/4/19)	RV	
Week 14 (2/11/19)	RV	
Week 15 (2/18/19)	25	RV
Week 16 (2/25/19)	24	RV
Week 17 (3/4/19)	24	RV
Week 18 (3/11/19)	24	RV
Final AP Poll (3/18/19)	21	23
Final WBCA Poll (4/8/19)		RV
2019-2020		
Preseason (10/30/19)	RV	RV
Week 1 (11/11/19)	RV	
2020-2021		
Week 4 (12/21/20)	RV	
Week 5 (12/28/20)	RV	
Week 6 (1/4/21)	RV	
Week 7 (1/11/21)	RV	
Week 8 (1/18/21)	RV	
Week 9 (1/25/21)	RV	
Week 10 (2/1/21)	RV	
Week 11 (2/8/21)	RV	RV
Week 12 (2/15/21)	RV	RV
Week 13 (2/22/21)		RV
Week 14 (3/1/21)		RV
Week 15 (3/8/21)		RV
Week 16 (3/15/21)		RV
Final WBCA Poll		RV
2022-23		
Week 4 (12/5/22)	RV	RV
Week 5 (12/12/22)	RV	RV
Week 6 (12/17/22)	RV	RV

AP Poll is released on Monday at noon
USA Today/WCBA poll is released on Tuesday



THE AMERICAN



MEDIA CENTER

2024-25 AMERICAN ATHLETIC CONFERENCE STANDINGS AND SCHEDULE

SCHOOL	CONFERENCE			OVERALL		H	A	N	STRK
	W-L	PCT	GB	W-L	PCT				
UTSA	0-0	.000	--	7-1	.857	3-0	2-1	2-0	W7
North Texas	0-0	.000	--	7-3	.700	5-0	2-3	0-0	L1
UAB	0-0	.000	--	6-3	.667	4-0	1-2	1-1	W1
Rice	0-0	.000	--	7-4	.636	6-1	0-2	1-1	W1
East Carolina	0-0	.000	--	6-4	.600	4-0	2-3	0-1	W3
Florida Atlantic	0-0	.000	--	6-4	.600	5-1	1-3	0-0	W1
Temple	0-0	.000	--	5-4	.556	1-3	4-1	0-0	L1
Tulane	0-0	.000	--	5-4	.556	4-1	0-2	1-1	W2
Tulsa	0-0	.000	--	5-5	.500	4-2	1-1	0-2	W3
South Florida	0-0	.000	--	5-6	.455	5-1	0-2	0-3	L1
Wichita State	0-0	.000	--	5-6	.455	4-3	1-1	0-2	W2
Charlotte	0-0	.000	--	4-5	.444	2-2	2-2	0-1	W1
Memphis	0-0	.000	--	2-7	.222	2-2	0-5	0-0	L6

Wednesday - December 18

New Orleans at UAB 11 a.m.
 Rice at Georgia Tech 1 p.m.
 Fla. Atl. vs. Georgia Southern 1 p.m.
 Wichita State at CSU Bakersfield 4 p.m.
 VCU at ECU 5 p.m.
 Tennessee at Memphis 7:30 p.m.

Thursday - December 19

Fla. Atl. vs. Grand Canyon 3:30 p.m.
 UT Arlington at UTSA 4 p.m.
 SMU at North Texas 6 p.m.

*All times are central

AAC HONORS - LAST SEASON

PLAYER OF THE WEEK

11/11 Tommisha Lampkin, UNT
 11/18 Jordyn Jenkins, UTSA
 11/25 Amiya Joyner, ECU
 12/2 Jordyn Jenkins, UTSA
 12/9 Tiarra East, Temple
 12/16 Amiya Joyner, ECU

FRESHMAN OF THE WEEK

Erin Rodgers, FAU 11/11
 Erin Rodgers, FAU 11/18
 Kendall Sneed, Tulane 11/25
 Kendall Sneed, Tulane 12/2
 Erin Rodgers, FAU 12/9
 Aniah Alexis, Rice 12/16

PRESEASON PLAYERS OF THE YEAR

Tommisha Lampkin, Gr., F, North Texas
 Romi Levy, R-Sr., F, South Florida

ALL-CONFERENCE FIRST TEAM

Tommisha Lampkin, Gr., F, North Texas
Malia Fisher, Sr., F, Rice
 Romi Levy, R-Sr., F, South Florida
 Jordyn Jenkins, R-Sr., F, UTSA
 Delanie Crawford, Sr., G, Tulsa

ALL-CONFERENCE SECOND TEAM

Amiya Joyner, Jr., F, East Carolina
 Vittoria Blasigh, So., G, South Florida
 Mama Dembele, Gr., G, South Florida
 Tiarra East, Sr., G, Temple
 Kyren Whittington, R-Sr., G, Tulane

2024-25 AAC PRESEASON POLL

- South Florida (8) 135
- North Texas (3) 124
- Rice (2) 124**
- Tulsa 98
- UTSA 96
- East Carolina 91
- Memphis 84
- Temple 78
- UAB 55
- Tulane 40
- Charlotte 38
- Wichita State 32
- Florida Atlantic 19

AAC LEADERS

TEAM STATS

SCORING OFFENSE

- UAB 73.57
- Rice 67.33

SCORING DEFENSE

- UTSA 56.29
- Rice 61.56

FG PERCENTAGE

- North Texas 457
- Rice 415

3FG PERCENTAGE

- UAB 357
- Rice 317

FT PERCENTAGE

- Rice 713

INDIVIDUAL STATS

POINTS PER GAME

- J. Jenkins, UTSA 20.29
- Ennis, Rice 11.56

FIELD GOAL PERCENTAGE

- T. Lampkin, UNT 541

REBOUNDS PER GAME

- J. Weathersby, UAB 10.43
- Adams, Rice 9.33
- Ngulefac, Rice 5.78

ASSISTS PER GAME

- M. Dembele, USF 5.56
- Flores, Rice 2.67

3-PT PERCENTAGE

- V. Keenan, Tulane 519

BLOCKS PER GAME

- D. Hanna, Tulane 2.00
- Adams, Rice 1.33
- Ngulefac, Rice 1.11



2024-25 Rice Women's Basketball Combined Team Statistics All games

Game Records

Record	Overall	Home	Away	Neutral
ALL GAMES	7-4	6-1	0-2	1-1
CONFERENCE	0-0	0-0	0-0	0-0
NON-CONFERENCE	7-4	6-1	0-2	1-1

Score by Periods

Team	1st	2nd	3rd	4th	OT	TOT
Rice	192	187	198	172	0	749
Opponents	154	163	173	190	0	680

Team Box Score

No.	Player	Total			3-Point			F-Throw		Rebounds				Other								
		GP-GS	MIN	AVG	FG-FGA	FG%	3FG-3FGA	3FG%	FT-FTA	FT%	OFF	DEF	TOT	AVG	PF	DQ	A	TO	BLK	STL	PTS	AVG
1	FISHER, Malia	3-0	64:51	21.6	14-32	.438	3-8	.375	7-8	.875	2	17	19	6.3	4	0	4	8	1	3	38	12.7
11	ENNIS, Dominique	11-11	333:43	30.3	48-122	.393	20-70	.286	5-7	.714	3	36	39	3.5	21	0	21	15	3	13	121	11.0
2	KLACZEK, Emily	11-8	301:21	27.4	35-98	.357	20-63	.317	14-18	.778	5	30	35	3.2	17	0	26	16	2	16	104	9.5
35	NGULEFAC, Sussy	11-11	252:05	22.9	44-69	.638	0-0	.000	14-24	.583	23	39	62	5.6	28	0	6	15	12	5	102	9.3
22	ADAMS, Hailey	11-11	305:53	27.8	46-83	.554	0-0	.000	6-16	.375	16	78	94	8.5	21	1	25	22	13	5	98	8.9
55	FLORES, Victoria	11-0	220:38	20.1	19-64	.297	11-34	.324	23-26	.885	4	21	25	2.3	20	0	28	18	2	13	72	6.5
30	OWENS-BARNETT, Jazzy	11-11	219:11	19.9	18-66	.273	1-11	.091	19-28	.679	6	12	18	1.6	25	0	26	17	0	7	56	5.1
44	HAYES, Shelby	11-0	149:03	13.5	22-39	.564	0-0	.000	12-14	.857	15	24	39	3.5	22	0	8	13	4	3	56	5.1
24	ALEXIS, Aniah	11-0	136:20	12.4	17-56	.304	6-25	.240	7-8	.875	10	25	35	3.2	10	1	12	10	3	5	47	4.3
23	CLIFTON, Kennedy	1-0	02:29	2.5	1-1	1.000	0-0	.000	2-2	1.000	1	1	2	2.0	0	0	0	0	0	0	4	4.0
3	TWIEHAUS, Jill	5-0	30:21	6.1	4-14	.286	4-13	.308	2-2	1.000	0	1	1	0.2	4	0	3	1	0	1	14	2.8
32	GOODEN, Trinity	9-3	126:44	14.1	9-23	.391	1-1	1.000	5-6	.833	11	5	16	1.8	19	0	10	9	2	4	24	2.7
14	BOKUNEWICZ, Maya	7-0	49:54	7.1	5-10	.500	3-7	.429	0-0	.000	1	6	7	1.0	5	0	2	3	0	1	13	1.9
4	RICKARD, Pace	3-0	07:28	2.5	0-1	.000	0-0	.000	0-0	.000	0	0	0	0.0	0	0	0	4	0	1	0	0.0
Team											22	26	48					4				
Total		11	2200		282-678	.416	69-232	.297	116-159	.730	119	321	440	40.0	196	2	171	155	42	77	749	68.1
Opponents		11	2200		250-658	.380	59-211	.280	121-187	.647	122	296	418	38.0	176	2	118	166	33	76	680	61.8

Team Statistics

	RICE	OPP
Scoring	749	680
Points per game	68.1	61.8
Scoring margin	+6.3	-
Field goals-att	282-678	250-658
Field goal pct	.416	.380
3 point fg-att	69-232	59-211
3-point FG pct	.297	.280
3-pt FG made per game	6.3	5.4
Free throws-att	116-159	121-187
Free throw pct	.730	.647
F-Throws made per game	10.5	11.0
Rebounds	440	418
Rebounds per game	40.0	38.0
Rebounding margin	+2.0	-
Assists	171	118
Assists per game	15.5	10.7
Turnovers	155	166
Turnovers per game	14.1	15.1
Turnover margin	+1.0	-
Assist/turnover ratio	1.1	0.7
Steals	77	76
Steals per game	7.0	6.9
Blocks	42	33
Blocks per game	3.8	3.0
Winning streak	1	-
Home win streak	6	-
Attendance	5578	5228
Home games-Avg/Game	7-797	2-2614
Neutral site-Avg/Game	-	2-137

Team Results

Date	Opponent		Score	Att.
11/04/2024	South Dakota St.	L	63-65	603
11/07/2024	N.C. A&T	W	61-60	641
11/11/2024	South Alabama	W	76-58	567
11/14/2024	Houston	W	60-48	869
11/17/2024	Sam Houston	W	65-60	733
11/21/2024	at Gonzaga	L	69-72	4876
11/28/2024	vs BYU	L	51-63	174
11/29/2024	vs Vermont	W	79-57	100
12/04/2024	Utah Tech	W	82-71	566
12/07/2024	at Louisiana	L	54-64	352
12/13/2024	Texas Southern	W	89-62	1599



GAME 1 | Rice 63 - South Dakota State 65

Tudor Fieldhouse • 11/4/24

South Dakota St. (1-0,0-0 Summit League) -vs- Rice (0-1,0-0 AAC)
11/04/24 at Tudor Fieldhouse, Houston, TX

Score By Period	1	2	3	4	Total
South Dakota St.	14	10	15	26	65
Rice	17	14	21	11	63

South Dakota St. 65

#	Player	GS	MIN	FG	3PT	FT	ORB-DRB	REB	PF	A	TO	BLK	STL	PTS
31	Meyer, Brooklyn	*	29	8-16	0-0	1-1	0-6	6	3	1	2	2	2	17
13	Timmer, Haleigh	*	31	7-13	2-5	0-0	0-1	1	0	2	0	0	1	16
21	Meyer, Paige	*	33	4-10	0-1	4-4	0-5	5	2	5	4	1	1	12
12	Theisen, Kallie	*	22	1-4	0-0	1-1	3-4	7	3	0	1	0	0	2
03	Mathiowetz, Madison	*	24	0-3	0-2	0-0	1-4	5	1	1	2	1	0	0
23	Vasecka, Katie	*	25	5-9	1-4	1-4	2-0	2	0	1	1	1	1	12
04	Fox, Emilee	*	13	1-3	1-3	0-0	0-1	1	1	3	1	0	0	3
24	Byom, Mesa	*	11	1-2	1-1	0-0	1-5	6	2	1	0	0	0	3
05	Cobeck, Elle	*	10	0-0	0-0	0-0	0-1	1	0	0	0	0	0	0
02	Hopp, Jenna	*	2	0-1	0-0	0-0	0-1	1	1	0	0	1	0	0
TM TEAM			0	0-0	0-0	0-0	1-0	1	0	0	0	0	0	0
Totals			200	27-61	5-16	6-10	8-28	36	13	14	11	6	5	65

Team Summary	FG	3PT	FT
1st Quarter	6-13 46.15%	1-3 33.33%	1-2 50.00%
2nd Quarter	5-18 27.78%	0-6 0.00%	0-0 0.00%
3rd Quarter	7-16 43.75%	1-3 33.33%	0-3 0.00%
4th Quarter	9-14 64.29%	3-4 75.00%	5-5 100.00%
Total	27-61 44.3%	5-16 31.3%	6-10 60.0%

Technical Fouls: none Second Chance Points: 11 Scores Tied: 3 times(s) Points in the Paint: 34 Fast Break Points: 5
Lead Changed: 7 times(s) Points off Turnovers: 13 Bench Points: 18 Largest Lead: 0 0

Rice 63

#	Player	GS	MIN	FG	3PT	FT	ORB-DRB	REB	PF	A	TO	BLK	STL	PTS
11	Ennis, Dominique	*	35	7-12	2-5	0-0	0-2	2	0	0	2	0	0	16
35	Ngulifac, Sussy	*	22	5-9	0-0	2-3	4-3	7	3	0	2	1	1	12
22	Adams, Hailey	*	31	2-6	0-0	2-3	1-8	9	1	4	2	1	1	6
30	Owens-Barnett, Jazzy	*	25	2-8	0-2	2-2	1-3	4	2	2	0	0	0	6
32	Gooden, Trinity	*	24	3-3	1-1	0-0	1-2	3	4	4	2	0	0	5
44	Hayes, Shelby	*	18	5-7	0-0	1-1	1-4	5	4	0	2	1	0	11
24	Alexis, Aniah	*	9	2-8	0-1	0-0	3-2	5	0	0	0	0	0	4
55	Flores, Victoria	*	15	1-5	1-4	0-0	0-1	1	2	2	2	0	0	3
02	Klaczek, Emily	*	21	0-6	0-2	0-0	0-1	1	2	1	1	1	2	0
TM TEAM			0	0-0	0-0	0-0	1-3	4	0	0	0	0	0	0
Totals			200	26-64	4-15	7-9	12-29	41	18	13	13	4	4	63

Team Summary	FG	3PT	FT
1st Quarter	7-16 43.75%	3-4 75.00%	0-1 0.00%
2nd Quarter	6-16 37.50%	0-4 0.00%	2-2 100.00%
3rd Quarter	8-17 47.06%	1-3 33.33%	4-5 80.00%
4th Quarter	5-15 33.33%	0-4 0.00%	1-1 100.00%
Total	26-64 40.6%	4-15 26.7%	7-9 77.8%

Technical Fouls: none Second Chance Points: 10 Scores Tied: 3 times(s) Points in the Paint: 32 Fast Break Points: 2
Lead Changed: 7 times(s) Points off Turnovers: 4 Bench Points: 18 Largest Lead: 0 0



GAME 2 | Rice 61 - North Carolina A&T 60

Tudor Fieldhouse • 11/7/24

N.C. A&T (0-2,0-0 CAA) -vs- Rice (1-1,0-0 AAC)
11/07/24 at Tudor Fieldhouse, Houston, TX

Score By Period	1	2	3	4	Total
N.C. A&T	15	17	15	13	60
Rice	13	19	7	22	61

N.C. A&T 60

#	Player	GS	MIN	FG	3PT	FT	ORB-DRB	REB	PF	A	TO	BLK	STL	PTS
21	Dorsey, Jordyn	*	37	6-15	3-4	11-12	0-1	1	3	2	1	0	2	26
25	Locke, Paris	*	38	4-11	0-4	0-2	3-4	7	0	5	2	0	0	8
03	Douglas, Reiven	*	33	2-6	0-3	0-0	0-3	3	0	3	3	1	1	4
32	Curtis, Keona	*	8	1-2	0-0	0-0	1-2	3	2	0	1	0	0	2
05	Griffin, Rachel	*	19	0-5	0-1	0-0	0-4	4	4	1	2	0	0	0
00	Howard, Darrionna	*	23	3-5	0-0	5-7	1-10	11	0	0	3	0	1	11
14	Yarborough, Delaney	*	22	2-6	0-0	1-2	3-4	7	5	1	1	1	0	5
12	James, Ajia	*	14	2-4	0-1	0-0	1-0	1	2	0	3	0	0	4
15	Jessup, Elliott	*	6	0-1	0-1	0-0	0-0	0	1	0	0	0	0	0
TM TEAM			0	0-0	0-0	0-0	2-4	6	0	0	1	0	0	0
Totals			200	20-55	3-14	17-23	11-32	43	17	12	16	4	4	60

Team Summary	FG	3PT	FT
1st Quarter	6-19 31.58%	1-2 50.00%	2-2 100.00%
2nd Quarter	5-12 41.67%	0-5 0.00%	7-10 70.00%
3rd Quarter	5-13 38.46%	1-3 33.33%	4-4 100.00%
4th Quarter	4-11 36.36%	1-4 25.00%	4-7 57.14%
Total	20-55 36.4%	3-14 21.4%	17-23 73.9%

Technical Fouls: none Second Chance Points: 8 Scores Tied: 7 times(s) Points in the Paint: 18 Fast Break Points: 6
Lead Changed: 9 times(s) Points off Turnovers: 5 Bench Points: 20 Largest Lead: 0 0

Rice 61

#	Player	GS	MIN	FG	3PT	FT	ORB-DRB	REB	PF	A	TO	BLK	STL	PTS
35	Ngulifac, Sussy	*	33	8-13	0-0	3-7	4-6	10	2	0	1	3	1	19
11	Ennis, Dominique	*	37	3-10	1-6	2-2	0-2	2	1	2	1	1	2	9
30	Owens-Barnett, Jazzy	*	19	1-5	0-2	3-4	0-1	1	1	2	1	0	0	5
32	Gooden, Trinity	*	22	1-4	0-0	1-2	0-0	0	4	3	1	2	2	3
22	Adams, Hailey	*	22	1-4	0-0	0-0	2-6	8	1	1	1	0	0	2
24	Alexis, Aniah	*	22	4-11	2-7	2-2	2-4	6	5	0	2	0	0	12
02	Klaczek, Emily	*	17	2-6	1-4	0-0	0-3	3	1	5	2	0	1	5
55	Flores, Victoria	*	21	2-6	0-2	0-0	0-3	3	2	4	1	0	3	4
44	Hayes, Shelby	*	7	1-2	0-0	0-0	0-2	2	2	0	0	0	0	2
TM TEAM			0	0-0	0-0	0-0	1-1	2	0	0	1	0	0	0
Totals			200	23-61	4-21	11-17	9-28	37	19	17	11	6	9	61

Team Summary	FG	3PT	FT
1st Quarter	3-11 27.27%	1-4 25.00%	3-6 75.00%
2nd Quarter	8-19 42.11%	1-7 14.29%	2-2 100.00%
3rd Quarter	3-13 23.08%	0-4 0.00%	1-4 25.00%
4th Quarter	9-18 50.00%	2-6 33.33%	2-3 66.67%
Total	23-61 37.7%	4-21 19.0%	11-17 64.7%

Technical Fouls: none Second Chance Points: 5 Scores Tied: 7 times(s) Points in the Paint: 34 Fast Break Points: 13
Lead Changed: 9 times(s) Points off Turnovers: 12 Bench Points: 23 Largest Lead: 0 0



GAME 3 | Rice 76 - South Alabama 58

Tudor Fieldhouse • 11/11/24

South Alabama (1-2,0-0 Sun Belt) -vs- Rice (2-1,0-0 AAC)
11/11/24 at Tudor Fieldhouse, Houston, TX

Score By Period	1	2	3	4	Total
South Alabama	13	10	16	19	58
Rice	21	15	19	21	76

South Alabama 58

#	Player	GS	MIN	FG	3PT	FT	ORB-DRB	REB	PF	A	TO	BLK	STL	PTS
05	Walker, Amyria	*	24	5-7	0-2	5-6	0-6	6	3	1	4	0	0	15
24	Rosier, Jordan	*	38	3-9	1-5	0-0	0-4	4	0	3	1	0	0	7
20	Gonzalez, Daniela	*	25	2-7	1-5	2-4	0-2	2	4	2	1	1	1	7
04	Simmons, Michiyah	*	21	2-12	1-5	0-0	1-3	4	2	1	5	0	0	5
21	Spann, Alicia	*	27	1-2	0-0	1-2	3-4	7	2	1	2	1	0	3
08	Coffin, Terren	*	21	3-12	1-3	1-3	2-1	3	3	0	1	0	1	8
22	Leggett, Rachel	*	22	3-8	1-1	0-0	2-2	4	0	2	4	1	0	7
15	Okafor Nweze, Princess	*	10	2-2	0-0	0-0	1-3	4	3	0	0	0	0	4
11	Howard, Nadia	*	9	1-1	0-0	0-0	0-2	2	4	0	2	0	2	2
03	Smitherman, Naomi	*	3	0-0	0-0	0-0	0-0	0	1	0	1	0	0	0
TM TEAM			0	0-0	0-0	0-0	4-2	6	0	0	0	0	0	0
Totals			200	22-60	5-21	9-15	13-29	42	22	10	21	3	4	58

Team Summary	FG	3PT	FT
1st Quarter	6-16 37.50%	1-5 20.00%	0-0 0.00%
2nd Quarter	3-14 21.43%	2-5 40.00%	2-2 100.00%
3rd Quarter	6-14 42.86%	0-2 0.00%	4-6 66.67%
4th Quarter	7-16 43.75%	2-9 22.22%	3-5 60.00%
Total	22-60 36.7%	5-21 23.8%	9-15 60.0%

Technical Fouls: none Second Chance Points: 10 Scores Tied: 2 times(s) Points in the Paint: 26 Fast Break Points: 5
Lead Changed: 6 times(s) Points off Turnovers: 10 Bench Points: 21 Largest Lead: 0 0

Rice 76

#	Player	GS	MIN	FG	3PT	FT	ORB-DRB	REB	PF
---	--------	----	-----	----	-----	----	---------	-----	----



GAME 5 | Rice 65 - Sam Houston 60

Tudor Fieldhouse • 11/17/24

Sam Houston (2-2,0-0 CUSA) -vs- Rice (4-1,0-0 AAC)
11/17/24 at Tudor Fieldhouse, Houston, TX

Date: 11/17/24
Time: 2:00 PM
Attendance: 733
Site: Tudor Fieldhouse, Houston, TX
Referees: Tanisha Wappes, Lee Mullen, Scott Yarbrough

Score By Period	1	2	3	4	Total
Sam Houston	12	15	14	15	60
Rice	23	23	17	10	65

Sam Houston 60

#	Player	GS	MIN	FG	3PT	FT	ORB-DRB	REB	PF	A	TO	BLK	STL	PTS	
01	Kelley,Kaila	*	28	8-20	0-0	0-0	4-2	6	2	1	3	0	0	16	
04	Kone,Fanta	*	36	3-9	0-1	6-8	4-2	6	4	5	2	1	3	12	
08	Ogayem,Deborah	*	26	5-9	0-0	0-0	1-4	5	4	1	1	0	2	10	
05	Ward-Strong,Aysia	*	38	3-9	0-0	1-2	2-9	11	2	3	1	0	4	7	
15	Imnon,Nyia	*	21	1-7	0-0	0-0	1-1	2	5	3	1	1	1	2	
00	Kemp,Sydney	*	18	2-7	1-4	2-2	0-1	1	2	0	1	0	0	7	
24	Dunn,Whitney	*	7	1-2	0-0	2-2	2-0	2	1	0	0	0	0	4	
10	McGuire,Kyleigh	*	16	1-3	0-0	0-0	4-2	2	2	0	4	0	0	2	
03	Grant,Kelis	*	6	0-2	0-0	0-0	0-0	0	3	0	1	0	0	0	
11	Rodellar,Esther	*	2	0-0	0-0	0-0	0-0	0	0	0	0	0	0	0	
25	Salinas Beamen,Lea	*	2	0-0	0-0	0-0	0-0	0	0	0	0	0	0	0	
TM TEAM				0-0	0-0	0-0	0-1	1	0	0	0	0	0	0	
Totals				200	24-68	1-5	11-14	14-22	36	25	13	14	2	10	60

Team Summary	FG	3PT	FT
1st Quarter	3-15 20.00%	0-1 0.00%	2-4 50.00%
2nd Quarter	9-17 52.94%	0-1 0.00%	5-6 83.33%
3rd Quarter	7-19 36.84%	0-1 0.00%	0-0 0.00%
4th Quarter	5-17 29.41%	1-2 50.00%	4-4 100.00%
Total	24-68 35.3%	1-5 20.0%	11-14 78.6%

Technical Fouls: none Second Chance Points: 10 Scores Tied: 2 times(s) Points in the Paint: 32 Fast Break Points: 7
Lead Changed: 1 time(s) Points off Turnovers: 18 Bench Points: 13 Largest Lead: 0

Rice 65

#	Player	GS	MIN	FG	3PT	FT	ORB-DRB	REB	PF	A	TO	BLK	STL	PTS	
11	Ennis,Dominique	*	38	6-12	3-7	0-0	0-5	5	2	2	4	0	1	15	
02	Klaczek,Emily	*	29	3-9	3-6	3-4	1-7	8	3	4	0	0	0	12	
22	Adams,Hailey	*	35	3-3	0-0	0-0	2-7	9	3	3	4	3	1	6	
30	Owens-Barnett,Jazzy	*	20	1-5	0-1	3-6	1-0	1	3	1	5	0	1	5	
35	Ngulefa,Sussy	*	12	1-1	0-0	2-4	0-3	3	4	0	0	1	0	4	
55	Flores,Victoria	*	23	4-6	0-0	1-1	2-3	5	3	0	4	1	1	9	
44	Hayes,Shelby	*	22	1-3	1-2	5-6	0-1	1	1	1	2	1	0	8	
14	Alexis,Aniah	*	10	1-5	0-1	2-2	0-2	2	2	3	0	0	0	4	
24	Bokuniewicz,Maya	*	11	1-3	0-2	0-0	0-1	1	0	2	1	0	0	2	
TM TEAM				0-0	0-0	0-0	0-2	2	0	0	1	0	0	0	
Totals				200	21-47	7-19	16-23	6-31	37	21	16	21	6	40	65

Team Summary	FG	3PT	FT
1st Quarter	10-14 71.43%	2-4 50.00%	1-3 33.33%
2nd Quarter	5-15 33.33%	1-8 12.50%	4-4 100.00%
3rd Quarter	4-7 57.14%	3-5 60.00%	6-8 75.00%
4th Quarter	2-11 18.18%	1-2 50.00%	5-6 83.33%
Total	21-47 44.7%	7-19 36.8%	16-23 69.6%

Technical Fouls: none Second Chance Points: 3 Scores Tied: 2 times(s) Points in the Paint: 20 Fast Break Points: 7
Lead Changed: 1 time(s) Points off Turnovers: 20 Bench Points: 13 Largest Lead: 0

GAME 6 | Rice 69 - Gonzaga 71

McCarthy Athletic Center • 11/21/24

Rice (4-2,0-0 AAC) -vs- Gonzaga (3-2,0-0 WCC)
11/21/24 at McCarthy Athletic Center, Spokane, WA

Date: 11/21/24
Time: 6:00 PM
Attendance: 4,876
Site: McCarthy Athletic Center, Spokane, WA
Referees: Sean Martin, Nicole Loon, Marc Merritt

Score By Period	1	2	3	4	Total
Rice	16	14	22	17	69
Gonzaga	21	10	19	22	72

Rice 69

#	Player	GS	MIN	FG	3PT	FT	ORB-DRB	REB	PF	A	TO	BLK	STL	PTS
22	Adams,Hailey	*	37	9-16	0-0	2-4	1-8	9	2	3	1	0	0	20
02	Klaczek,Emily	*	36	6-18	3-10	0-0	2-2	2	0	3	0	0	4	15
35	Ngulefa,Sussy	*	29	5-6	0-0	0-0	5-4	3	0	1	0	0	0	10
30	Owens-Barnett,Jazzy	*	26	2-8	0-1	3-5	1-0	1	4	5	1	0	0	7
11	Ennis,Dominique	*	24	3-8	1-4	0-0	0-2	2	3	0	1	0	0	7
55	Flores,Victoria	*	13	1-3	0-0	2-2	0-2	2	1	3	1	0	0	4
44	Hayes,Shelby	*	11	2-5	0-0	0-0	1-0	1	0	2	0	0	2	4
32	Gooden,Trinity	*	18	1-4	0-0	0-0	3-0	3	0	0	1	0	0	2
24	Alexis,Aniah	*	6	0-1	0-0	0-0	0-1	1	0	0	0	0	0	0
TM TEAM				0-0	0-0	0-0	2-5	7	0	0	0	0	0	0
Totals				200	29-69	4-15	7-11	13-24	37	13	16	6	0	69

Team Summary	FG	3PT	FT
1st Quarter	7-17 41.18%	1-5 20.00%	1-2 50.00%
2nd Quarter	7-16 43.75%	0-1 0.00%	0-0 0.00%
3rd Quarter	9-16 56.25%	1-2 50.00%	3-5 60.00%
4th Quarter	6-20 30.00%	2-7 28.57%	3-4 75.00%
Total	29-69 42.0%	4-15 26.7%	7-11 63.6%

Technical Fouls: none Second Chance Points: 13 Scores Tied: 8 times(s) Points in the Paint: 36 Fast Break Points: 6
Lead Changed: 12 times(s) Points off Turnovers: 10 Bench Points: 10 Largest Lead: 0

Gonzaga 72

#	Player	GS	MIN	FG	3PT	FT	ORB-DRB	REB	PF	A	TO	BLK	STL	PTS	
15	Ejim,Yvonne	*	32	9-16	0-2	4-4	4-7	11	2	2	2	1	1	22	
04	O'Connor,Claire	*	34	7-13	4-7	1-2	5-5	10	3	2	1	0	1	19	
11	Turner,Allie	*	33	4-8	3-7	1-2	0-2	2	1	2	4	1	0	12	
08	Huettenour,Ines	*	35	2-6	1-4	2-4	0-5	5	3	4	4	0	0	7	
05	Bijic,Maud	*	28	1-6	1-4	1-2	0-2	2	4	4	1	0	2	4	
22	Dalan,McKynnie	*	18	2-5	0-0	1-2	0-5	5	0	0	1	0	0	5	
12	Osarobo,Christabel	*	10	1-3	1-3	0-0	0-1	1	1	0	0	0	0	3	
02	Gunaydin,Vera	*	8	0-1	0-1	0-0	1-1	2	0	0	0	0	0	0	
31	Hopkins,Ella	*	2	0-0	0-0	0-0	0-0	0	0	0	0	0	0	0	
TM TEAM				0-0	0-0	0-0	1-2	3	0	0	0	0	0	0	
Totals				200	26-58	10-28	10-16	11-30	41	14	14	13	2	47	72

Team Summary	FG	3PT	FT
1st Quarter	8-15 53.33%	1-3 33.33%	5-7 71.43%
2nd Quarter	5-17 29.41%	0-0 0.00%	0-0 0.00%
3rd Quarter	6-14 42.86%	3-11 27.27%	4-6 66.67%
4th Quarter	7-12 58.33%	2-4 50.00%	6-10 60.00%
Total	26-58 44.8%	10-28 35.7%	10-16 62.5%

Technical Fouls: none Second Chance Points: 9 Scores Tied: 8 times(s) Points in the Paint: 28 Fast Break Points: 5
Lead Changed: 12 times(s) Points off Turnovers: 4 Bench Points: 8 Largest Lead: 0

GAME 7 | Rice 51 - BYU 63

Hard Rock Hotel Riviera Maya • 11/28/24

BYU (6-1,0-0 Big 12) -vs- Rice (4-3,0-0 AAC)
11/28/24 at Hard Rock Hotel Riviera Maya, Puerto Aventuras

Date: 11/28/24
Time: 9:00 PM
Attendance: 174
Site: Hard Rock Hotel Riviera Maya, Puerto Aventuras
Referees: Matthew Krenke, Corey Long, Angie Englund

Score By Period	1	2	3	4	Total
BYU	12	19	16	16	63
Rice	12	10	13	16	51

BYU 63

#	Player	GS	MIN	FG	3PT	FT	ORB-DRB	REB	PF	A	TO	BLK	STL	PTS
11	Gibb,Delaney	*	34	7-12	5-10	1-2	2-5	7	2	5	5	1	2	20
01	Whiting,Amani	*	27	7-17	1-4	0-0	3-5	8	2	3	3	1	0	15
25	Calver,Emma	*	22	5-9	0-3	2-3	0-1	1	3	1	1	0	0	12
23	Hudgins,Maya	*	24	2-4	2-4	1-2	0-6	6	1	1	3	1	1	7
15	Congdon,Kemery	*	10	0-1	0-1	0-0	0-1	1	0	2	1	0	0	0
30	Davenport,Lauren	*	21	2-5	0-1	0-0	0-2	2	1	1	3	0	1	4
24	Cannon,Brinley	*	12	1-6	1-3	0-0	1-4	5	3	2	0	1	1	3
21	Hanson,Heather	*	23	1-1	0-0	0-0	0-0	0	0	0	0	0	0	2
14	Barber,Kambree	*	16	0-3	0-1	0-0	3-2	5	2	1	0	1	0	0
35	Gillispie,Kendra	*	9	0-0	0-0	0-0	0-2	2	0	0	1	0	0	0
00	Tanuvasa,Nala	*	1	0-0	0-0	0-0	0-0	0	0	0	0	0	0	0
33	Ogden,Hattie	*	1	0-0	0-0	0-0	0-0	0	0	0	0	0	0	0
TM TEAM				0-0	0-0	0-0	1-2	3	0	0	0	0	0	0
Totals				200	25-58	9-27	4-7	10-30	40	12	17	16	4	63

Team Summary	FG	3PT	FT
1st Quarter	4-17 23.53%	2-9 22.22%	2-2 100.00%
2nd Quarter	8-13 61.54%	3-6 50.00%	0-0 0.00%
3rd Quarter	6-13 46.15%	2-6 33.33%	2-5 40.00%
4th Quarter	7-15 46.67%	2-6 33.33%	0-0 0.00%
Total	25-58 43.1%	9-27 33.3%	4-7 57.1%

Technical Fouls: none Second Chance Points: 7 Scores Tied: 2 times(s) Points in the Paint: 30 Fast Break Points: 12
Lead Changed: 6 time(s) Points off Turnovers: 7 Bench Points: 9 Largest Lead: 0

Rice 51

#	Player	GS	MIN	FG	3PT	FT	ORB-DRB	REB	PF	A	TO	BLK	STL	PTS
11	Ennis,Dominique	*	26	4-12	2-6	1-2	0-5	9	1	0	2	0	0	12
02	Klaczek,Emily	*	30	2-9	1-5	2-3	1-0	1	1	2	2	1	0	7
35	Ngulefa,Sussy	*	24	3-6	0-0	1-2	1-0	1	1	0	2	0	1	7
22	Adams,Hailey	*	34	3-8	0-0	0-0	2-11	13	1	3	2	4	1	6
30	Owens-Barnett,Jazzy	*	21	1-6	0-0	0-0	0-0	0	2	3	0	0	1	2
03	Twiehaus,Will	*	9	2-3	2-3	0-0	0-1	1	0	0	1	0	0	6
44	Hayes,Shelby	*	16	1-3	0-0	2-2	1-1	3	1	0	2	0	0	4
55	Flores,Victoria	*	19	1-8	1-3	0-0	0-0	0	0	3	1	0	1	3
32	Gooden,Trinity	*	10	1-1	0-0	0-0	1-3	4	0	0	1	0	0	2
14	Bokuniewicz,Maya	*	5	1-1	0-0	0-0	0-0	0	0	0	0	0	1	2
24	A													



GAME 9 | Rice 82 - Utah Tech 71

Tudor Fieldhouse • 12/4/24

Utah Tech (4-5,0-0 WAC) -vs- Rice (6-3,0-0 AAC)
12/04/24 at Tudor Fieldhouse, Houston, TX

Date: 12/04/24
Time: 7:00 PM
Attendance: 566
Site: Tudor Fieldhouse, Houston, TX
Referees: Courtney Robinson, Tasha Smith, Chaney Muench

Score By Period	1	2	3	4	Total
Utah Tech	13	19	22	17	71
Rice	21	25	22	24	92

Utah Tech 71

#	Player	GS	MIN	FG	3PT	FT	ORB-DRB	REB	PF	A	TO	BLK	STL	PTS
04	Crittendon,Brie	* 33	47	2-3	2-3	4-3	7	2	2	1	0	1	12	
05	Hartley,Chardonnay	* 38	3-13	1-5	3-6	1-5	6	1	2	1	0	3	10	
25	Willardson,Nicole	* 26	3-6	2-4	2-2	3-5	8	3	2	1	3	1	10	
12	Taylor,Ellie	* 13	3-5	1-1	1-2	0-2	2	0	2	3	0	0	8	
22	Isaacson,Emily	* 32	3-11	1-7	0-3	1-1	2	3	3	0	0	1	7	
21	Ibarra,Aaliyah	24	5-13	3-8	1-2	0-3	3	3	0	3	0	0	14	
03	Dallas,Calyn	13	2-5	1-4	3-3	0-0	0	0	0	0	0	0	8	
13	Graham,Myles	9	0-1	0-1	2-2	0-4	4	0	1	0	1	0	2	
00	Young,Kastyn	6	0-2	0-1	0-0	0-0	0	0	0	1	1	0	0	
24	Crocker,Lauren	6	0-4	0-4	0-0	0-0	0	0	0	0	0	0	0	
TM	TEAM	0	0-0	0-0	0-0	3-2	5	0	0	2	0	0	0	
Totals		200	23-67	11-38	14-23	12-25	37	12	11	13	4	7	71	

Team Summary	FG	3PT	FT
1st Quarter	4-16 25.00%	3-11 27.27%	2-4 50.00%
2nd Quarter	7-19 36.84%	4-8 50.00%	1-1 100.00%
3rd Quarter	7-16 43.75%	3-10 30.00%	5-7 71.43%
4th Quarter	5-16 31.25%	1-9 11.11%	6-11 54.55%
Total	23-67 34.3%	11-38 28.9%	14-23 60.9%

Technical Fouls: none
Lead Changed: 3 times(s)
Second Chance Points: 13
Points off Turnovers: 16
Scores Tied: 2 times(s)
Bench Points: 24
Points in the Paint: 18
Largest Lead: 0 0
Fast Break Points: 5

Rice 82

#	Player	GS	MIN	FG	3PT	FT	ORB-DRB	REB	PF	A	TO	BLK	STL	PTS
22	Adams,Hailey	* 31	6-10	0-0	0-0	2-9	11	0	3	3	1	0	12	
35	Nguifac,Sussy	* 23	5-6	0-0	1-1	3-7	10	4	1	1	3	0	11	
02	Klaczek,Emily	* 27	3-9	1-5	2-2	1-2	3	3	2	0	0	1	9	
30	Owens-Barnett,Jazzy	* 21	3-6	0-1	2-3	1-1	2	2	1	3	0	0	8	
11	Ennis,Dominique	* 33	3-10	1-6	0-2	0-7	7	1	5	1	0	1	7	
01	Fisher,Malia	19	6-12	3-5	2-2	1-5	6	2	1	3	0	2	17	
44	Hayes,Shelby	7	3-6	0-0	0-0	2-1	3	2	1	2	1	0	6	
55	Flores,Victoria	19	1-4	1-2	2-2	0-2	2	3	6	2	1	0	5	
32	Gooden,Trinity	13	2-3	0-0	0-0	1-0	1	1	2	1	0	1	4	
03	Twiehaus,Jill	* 3	1-1	1-1	0-0	0-0	0	1	0	0	0	0	3	
24	Alexis,Aniah	4	0-2	0-0	0-0	0-0	0	0	0	0	0	0	0	
TM	TEAM	0	0-0	0-0	0-0	2-3	5	0	0	0	0	0	0	
Totals		200	33-69	7-20	9-12	13-37	50	19	22	16	6	5	82	

Team Summary	FG	3PT	FT
1st Quarter	10-19 52.63%	1-3 33.33%	0-2 0.00%
2nd Quarter	11-17 64.71%	3-4 75.00%	0-0 0.00%
3rd Quarter	8-21 38.10%	1-6 16.67%	5-6 83.33%
4th Quarter	4-12 33.33%	2-7 28.57%	4-4 100.00%
Total	33-69 47.8%	7-20 35.0%	9-12 75.0%

Technical Fouls: none
Lead Changed: 3 times(s)
Second Chance Points: 7
Points off Turnovers: 17
Scores Tied: 2 times(s)
Bench Points: 35
Points in the Paint: 42
Largest Lead: 0 0
Fast Break Points: 14



GAME 10 | Rice 54 - Louisiana 64

Cajundome • 12/7/24

Rice (6-4,0-0 AAC) -vs- Louisiana (4-3,0-0 Sun Belt)
12/07/24 at Cajundome, Lafayette, LA

Date: 12/07/24
Time: 12:00 PM
Attendance: 352
Site: Cajundome, Lafayette, LA
Referees: Jessica Fortner, LaShonda Kidd, Royce Blevins

Score By Period	1	2	3	4	Total
Rice	10	17	13	14	54
Louisiana	13	14	15	22	64

Rice 54

#	Player	GS	MIN	FG	3PT	FT	ORB-DRB	REB	PF	A	TO	BLK	STL	PTS
22	Adams,Hailey	* 22	6-7	0-0	1-6	2-5	7	5	3	1	0	0	13	
02	Klaczek,Emily	* 23	4-8	2-6	1-1	0-4	4	2	2	2	0	2	11	
11	Ennis,Dominique	* 30	3-16	2-13	0-0	2-0	2	4	1	0	0	3	8	
35	Nguifac,Sussy	* 23	3-7	0-0	0-0	3-3	6	2	1	3	1	0	6	
30	Owens-Barnett,Jazzy	* 10	0-2	0-1	0-0	0-0	0	4	0	2	0	0	0	
55	Flores,Victoria	30	1-8	1-6	3-4	1-2	3	2	5	0	0	0	6	
03	Twiehaus,Jill	10	1-6	1-6	0-0	0-0	0	3	0	0	0	0	3	
24	Alexis,Aniah	8	1-2	1-2	0-0	2-3	5	0	0	2	0	1	3	
01	Fisher,Malia	24	0-7	0-2	2-2	1-5	6	2	4	1	0	2	2	
32	Gooden,Trinity	9	0-0	0-0	2-2	2-0	2	4	0	1	0	0	2	
44	Hayes,Shelby	8	0-1	0-0	0-0	1-3	4	0	0	0	0	0	0	
14	Bokuniewicz,Maya	3	0-0	0-0	0-0	2-2	2	1	0	0	0	0	0	
TM	TEAM	0	0-0	0-0	0-0	2-3	5	0	0	0	0	0	0	
Totals		200	19-64	7-36	9-15	16-30	46	26	14	20	2	6	54	

Team Summary	FG	3PT	FT
1st Quarter	2-12 16.67%	1-6 16.67%	5-6 83.33%
2nd Quarter	7-14 50.00%	3-8 37.50%	0-0 0.00%
3rd Quarter	5-20 25.00%	1-11 9.09%	2-2 100.00%
4th Quarter	5-18 27.78%	2-11 18.18%	2-7 28.57%
Total	19-64 29.7%	7-36 19.4%	9-15 60.0%

Technical Fouls: none
Lead Changed: 12 times(s)
Second Chance Points: 11
Points off Turnovers: 12
Scores Tied: 8 times(s)
Bench Points: 16
Points in the Paint: 20
Largest Lead: 0 0
Fast Break Points: 5

Louisiana 64

#	Player	GS	MIN	FG	3PT	FT	ORB-DRB	REB	PF	A	TO	BLK	STL	PTS
20	Lafayette,Erica	* 31	7-12	1-1	5-6	2-6	8	3	0	0	0	0	20	
22	James,Jaylin	* 39	4-9	1-4	6-6	1-11	12	3	0	0	2	0	15	
03	Benedict,Nubia	* 28	2-6	0-1	3-4	0-3	3	4	0	6	0	0	7	
34	Jones,Kamryn	* 33	2-8	0-0	2-2	2-5	7	3	0	4	0	2	6	
00	Jones,Ashlyn	* 17	1-3	0-0	2-4	1-1	2	3	2	0	0	2	4	
04	Wheaton,Lanay	* 29	4-12	0-0	0-1	1-2	3	0	3	3	0	1	8	
13	Jones,Dacia	11	1-1	0-0	2-2	0-0	0	1	0	1	0	1	4	
23	Matthews,Jasmine	12	0-3	0-0	0-0	2-2	2	2	0	1	0	1	0	
TM	TEAM	0	0-0	0-0	0-0	0-1	1	0	0	0	0	0	0	
Totals		200	21-54	2-6	20-25	7-31	38	19	5	15	2	6	64	

Team Summary	FG	3PT	FT
1st Quarter	6-16 37.50%	0-1 0.00%	1-2 50.00%
2nd Quarter	5-14 35.71%	0-2 0.00%	4-4 100.00%
3rd Quarter	6-14 42.86%	0-0 0.00%	3-5 60.00%
4th Quarter	4-10 40.00%	2-3 66.67%	12-14 85.71%
Total	21-54 38.9%	2-6 33.3%	20-25 80.0%

Technical Fouls: none
Lead Changed: 12 times(s)
Second Chance Points: 2
Points off Turnovers: 17
Scores Tied: 8 times(s)
Bench Points: 12
Points in the Paint: 22
Largest Lead: 0 0
Fast Break Points: 9



GAME 11 | Rice 89 - Louisiana 62

Cajundome • 12/13/24

Texas Southern (1-7,0-0 SWAC) -vs- Rice (7-4,0-0 AAC)
12/13/24 at Tudor Fieldhouse, Houston, TX

Date: 12/13/24
Time: 11:15 AM
Attendance: 1,599
Site: Tudor Fieldhouse, Houston, TX
Referees: Mark Resch, Talisa Green, Jeffrey Smith

Score By Period	1	2	3	4	Total
Texas Southern	14	18	14	16	62
Rice	24	20	25	20	89

Texas Southern 62

#	Player	GS	MIN	FG	3PT	FT	ORB-DRB	REB	PF	A	TO	BLK	STL	PTS
22	Loudermill,Courtlyn	* 40	6-16	4-10	2-4	4-5	9	2	4	0	1	1	18	
12	Fantroy,Ayasia	* 26	6-12	1-4	1-2	1-2	3	1	1	2	2	0	14	
03	Henderson,Aaliyah	* 36	2-14	1-5	1-4	2-4	6	2	4	2	0	4	6	
05	Belton,Jaida	* 16	1-5	0-0	0-0	3-1	4	2	1	0	0	0	2	
04	Hammon,Nya	* 13	1-7	0-4	0-0	2-0	2	2	2	1	0	0	2	
21	Thompson,Treasure	23	3-9	0-2	1-2	2-1	3	3	1	5	0	3	7	
08	Harris,Devejon	16	3-8	0-2	1-2	2-1	3	3	0	1	0	1	7	
07	Mathis,Tiana	16	1-1	1-1	1-2	0-3	3	1	0	1	1	0	4	
24	Thomas,Anela	12	1-4	0-2	0-0	0-1	1	2	0	1	0	0	2	
10	Quillier,Maci	2	0-0	0-0	0-0	0-0	0	0	0	0	0	0	0	
TM	TEAM	0	0-0	0-0	0-0	7-1	8	0	0	1	0	0	0	
Totals		200	24-76	7-30	7-16	23-19	42	18	10	16	1	11	62	

Team Summary	
--------------	--



1 Malia FISHER

FORWARD . 6-2 . SENIOR

DACULA, GA . HEBRON CHRISTAIN ACADEMY

GAME-BY-GAME

Opponent	Date	GS	MIN	Total		3-Pointers		Free throws		Rebounds				PF	A	TO	BLK	STL	PTS	AVG
				FG-FGA	PCT	3FG-3FGA	PCT	FT-FTA	PCT	OFF	DEF	TOT	AVG							
Utah Tech	12/04/2024		19:15	6-12	.500	3-5	.600	2-2	1.000	1	5	6	6.0	2	1	3	0	2	17	17.0
at Louisiana	12/07/2024		23:41	0-7	.000	0-2	.000	2-2	1.000	1	5	6	6.0	2	2	4	1	0	2	9.5
Texas Southern	12/13/2024		21:55	8-13	.615	0-1	.000	3-4	.750	0	7	7	6.3	0	1	1	0	1	19	12.7
Totals		0	64:51	14-32	.438	3-8	.375	7-8	.875	2	17	19	6.3	4	4	8	1	3	38	12.7

Player Averages

Games Played	Minutes/game	Points/game	FG Pct	3FG Pct	FT Pct	Rebounds/game	Assists/game	Turnovers/game	Assist/Turnover ratio	Steals/game	Blocks/game
3	21.6	12.7	43.8	37.5	87.5	6.3	1.3	2.7	0.5	1.0	0.3

HONORS

- 2024-25 PRESEASON ALL-AAC FIRST TEAM
- 2024 AAC ALL-TOURNAMENT MVP
- 2024 AAC THIRD TEAM
- 2023 PRESEASON ALL-AAC SECOND TEAM
- 2023 C-USA SECOND TEAM
- 2022 PRESEASON C-USA SECOND TEAM
- 2022 ALL-C-USA FRESHMAN TEAM

	Season-High	Career-High
Points	19, TSU 12/13/24	30, at UTSA 3/5/24
Rebounds	7, TSU 12/13/24	20, vs. SFA 11/10/22
Assists	2, at ULL 12/7/24	5, 6x, L: vs. SMC 11/19/23
Blocks	1, at ULL 12/7/24	5, at Sam Houston, 12/16/21
Steals	2, vs. UT Tech 12/4/24	5, at Tulane 1/20/24
Minutes	23, at ULL 17/7/24	60, at Charlotte, 1/22/22
Double Doubles	-	10, L: at SMU, 1/7/23

CAREER STATS

SEASON	TEAM	GP-GS	MIN/AVG	Field Goals		3-Point		F-Throws		Rebounds				Scoring						
				FG-FGA	FG%	3FG-3FGA	3FG%	FT-FTA	FT%	OFF	DEF	TOT	AVG	PF-FO	A	TO	BLK	STL	PTS	AVG
2021-22	Rice	27-25	861/31.9	108-235	.460	7-37	.189	72-106	.679	75	155	230	8.5	82-4	53	93	28	45	295	10.9
2022-23	Rice	29-24	738/25.4	118-245	.482	17-45	.378	90-116	.776	58	124	182	6.3	85-3	52	59	13	34	343	11.8
2023-24	Rice	28-25	827/29.5	140-326	.429	15-67	.224	73-92	.793	49	144	193	6.9	80-4	44	75	20	47	368	13.1
2024-25	Rice	3-0	65/21.6	14-32	.438	3-8	.375	7-8	.875	2	17	19	6.3	4-0	4	8	1	3	38	12.7
TOTAL		87-74	2491/28.6	380-838	.453	42-157	.268	242-322	.752	184	440	624	7.2	251-11	153	235	62	129	1044	12.0



2 Emily KLACZEK

GUARD . 5-8 . SENIOR

HOFFMAN ESTATES, ILL . WILLIAM FREMID / UAB

Opponent	Date	GS	MIN	Total		3-Pointers		Free throws		Rebounds				PF	A	TO	BLK	STL	PTS	AVG
				FG-FGA	PCT	3FG-3FGA	PCT	FT-FTA	PCT	OFF	DEF	TOT	AVG							
South Dakota St.	11/04/2024		21:14	0-6	.000	0-2	.000	0-0	.000	0	1	1	1.0	2	1	1	1	2	0	0.0
N.C. A&T	11/07/2024		16:45	2-6	.333	1-4	.250	0-0	.000	0	3	3	2.0	1	5	2	0	1	5	2.5
South Alabama	11/11/2024		29:08	4-10	.400	2-8	.250	2-4	.500	1	3	4	2.7	2	2	1	0	2	12	5.7
Houston	11/14/2024	*	36:19	1-8	.125	0-6	.000	3-3	1.000	1	3	4	3.0	1	2	2	0	2	5	5.5
Sam Houston	11/17/2024	*	29:29	3-9	.333	3-6	.500	3-4	.750	1	7	8	4.0	3	4	0	0	0	12	6.8
at Gonzaga	11/21/2024	*	35:25	6-18	.333	3-10	.300	0-0	.000	0	2	2	3.7	0	3	0	0	4	15	8.2
vs BYU	11/28/2024	*	28:55	2-9	.222	1-5	.200	2-3	.667	1	0	1	3.3	1	2	2	1	0	7	8.0
vs Vermont	11/29/2024	*	33:03	6-10	.600	4-7	.571	1-1	1.000	0	2	2	3.1	2	1	2	0	2	17	9.1
Utah Tech	12/04/2024	*	27:16	3-9	.333	1-5	.200	2-2	1.000	1	2	3	3.1	3	2	0	0	1	9	9.1
at Louisiana	12/07/2024	*	23:49	4-8	.500	2-6	.333	1-1	1.000	0	4	4	3.2	2	2	2	0	2	11	9.3
Texas Southern	12/13/2024	*	19:58	4-5	.800	3-4	.750	0-0	.000	0	3	3	3.2	0	2	4	0	0	11	9.5
Totals		8	301:21	35-98	.357	20-63	.317	14-18	.778	5	30	35	3.2	17	26	16	2	16	104	9.5

Player Averages

Games Played	Minutes/ game	Points/ game	FG Pct	3FG Pct	FT Pct	Rebounds/ game	Assists/ game	Turnovers/ game	Assist/Turnover ratio	Steals/ game	Blocks/ game
11	27.4	9.5	35.7	31.7	77.8	3.2	2.4	1.5	1.6	1.5	0.2

	Season-High	Career-High
Points	17, vs. Vermont 11/29/24	26, vs. WKU 1/27/22
Rebounds	8, vs. SHSU 11/17/24	10, vs UNT 3/2/24
Assists	5, vs. NCA&T 11/7/24	5 x3 L: vs. ODU 2/13/22
Blocks	1 x2, L: BYU 11/28/24	1 x7, L: vs. SDSU 11/4/24
Steals	4, at Gonzaga 11/21/24	4 x3, L: at Gonzaga 11/21/24
Minutes	33, vs. Vermont 11/29/24	39, at UTSA 1/1/22
Double Doubles	-	1, vs. UNT 3/2/24

CAREER STATS

				Field Goals		3-Point		F-Throws		Rebounds				Scoring						
SEASON	TEAM	GP-GS	MIN/AVG	FG-FGA	FG%	3FG-3FGA	3FG%	FT-FTA	FT%	OFF	DEF	TOT	AVG	PF-FO	A	TO	BLK	STL	PTS	AVG
2020-21	UAB	15-0	105/7.0	7-23	.304	3-12	.250	6-10	.600	3	6	9	0.6	21-0	5	8	0	4	23	1.5
2021-22	UAB	31-25	887/28.6	113-264	.428	44-124	.355	55-70	.786	14	67	81	2.6	71-1	71	54	3	23	325	10.5
2022-23	UAB	29-5	492/17.0	50-121	.413	26-64	.406	36-44	.818	11	62	73	2.5	46-0	37	38	2	11	162	5.6
2023-24	Rice	33-19	692/21.0	80-195	.410	40-101	.396	25-34	.735	26	88	114	3.5	67-0	40	46	1	31	225	6.8
2024-25	Rice	11-8	301/27.4	35-98	.357	20-63	.317	14-18	.778	5	30	35	3.2	17-0	26	16	2	16	104	9.5
TOTAL FOR Rice		44-27	993/22.6	115-293	.392	60-164	.366	39-52	.750	31	118	149	3.4	84-0	66	62	3	47	329	7.5
TOTAL		119-57	2478/20.8	285-701	.407	133-364	.365	136-176	.773	59	253	312	2.6	222-1	179	162	8	85	839	7.1



3 Jill TWIEHAUS
GUARD . 5-10 . FRESHMAN
TULSA, OKLA . JENKS HS

GAME-BY-GAME

Opponent	Date	GS	MIN	Total		3-Pointers		Free throws		Rebounds				PF	A	TO	BLK	STL	PTS	AVG
				FG-FGA	PCT	3FG-3FGA	PCT	FT-FTA	PCT	OFF	DEF	TOT	AVG							
vs BYU	11/28/2024		09:06	2-3	.667	2-3	.667	0-0	.000	0	1	1	1.0	0	0	1	0	0	6	6.0
vs Vermont	11/29/2024		04:38	0-2	.000	0-2	.000	0-0	.000	0	0	0	0.5	2	0	0	0	1	0	3.0
Utah Tech	12/04/2024		02:41	1-1	1.000	1-1	1.000	0-0	.000	0	0	0	0.3	1	0	0	0	0	3	3.0
at Louisiana	12/07/2024		10:47	1-6	.167	1-6	.167	0-0	.000	0	0	0	0.3	0	3	0	0	0	3	3.0
Texas Southern	12/13/2024		03:09	0-2	.000	0-1	.000	2-2	1.000	0	0	0	0.2	1	0	0	0	0	2	2.8
Totals		0	30:21	4-14	.286	4-13	.308	2-2	1.000	0	1	1	0.2	4	3	1	0	1	14	2.8

Player Averages

Games Played	Minutes/game	Points/game	FG Pct	3FG Pct	FT Pct	Rebounds/game	Assists/game	Turnovers/game	Assist/Turnover ratio	Steals/game	Blocks/game
5	6.1	2.8	28.6	30.8	100.0	0.2	0.6	0.2	3.0	0.2	0.0

	Season-High	Career-High
Points	6, vs. BYU 11/28/24	6, vs. BYU 11/28/24
Rebounds	1, vs. BYU 11/28/24	1, vs. BYU 11/28/24
Assists	3, at ULL 12/7/24	3, at ULL 12/7/24
Blocks	-	-
Steals	1, vs. Vermont 11/29/24	1, vs. Vermont 11/29/24
Minutes	10, at ULL 12/7/24	10, at ULL 12/7/24
Double Doubles	-	-

CAREER STATS

				Field Goals		3-Point		F-Throws		Rebounds				Scoring						
SEASON	TEAM	GP-GS	MIN/AVG	FG-FGA	FG%	3FG-3FGA	3FG%	FT-FTA	FT%	OFF	DEF	TOT	AVG	PF-FO	A	TO	BLK	STL	PTS	AVG
2024-25	Rice	5-0	30/6.1	4-14	.286	4-13	.308	2-2	1.000	0	1	1	0.2	4-0	3	1	0	1	14	2.8
TOTAL		5-0	30/6.1	4-14	.286	4-13	.308	2-2	1.000	0	1	1	0.2	4-0	3	1	0	1	14	2.8



4 Pace RICKARD

GUARD . 5-6 . SOPHOMORE

GRAND RAPIDS, MICH . GRAND RAPIDS CHRISTIAN

Opponent	Date	GS	MIN	Total		3-Pointers		Free throws		Rebounds				PF	A	TO	BLK	STL	PTS	AVG
				FG-FGA	PCT	3FG-3FGA	PCT	FT-FTA	PCT	OFF	DEF	TOT	AVG							
South Alabama	11/11/2024		02:14	0-1	.000	0-0	.000	0-0	.000	0	0	0	0.0	0	0	0	0	0	0	0.0
vs Vermont	11/29/2024		02:45	0-0	.000	0-0	.000	0-0	.000	0	0	0	0.0	0	0	3	0	1	0	0.0
Texas Southern	12/13/2024		02:29	0-0	.000	0-0	.000	0-0	.000	0	0	0	0.0	0	0	1	0	0	0	0.0
Totals		0	07:28	0-1	.000	0-0	.000	0-0	.000	0	0	0	0.0	0	0	4	0	1	0	0.0

Player Averages

Games Played	Minutes/ game	Points/ game	FG Pct	3FG Pct	FT Pct	Rebounds/ game	Assists/ game	Turnovers/ game	Assist/Turnover ratio	Steals/ game	Blocks/ game
3	2.5	0.0	0.0	0.0	0.0	0.0	0.0	1.3	0.0	0.3	0.0

	Season-High	Career-High
Points	-	1, vs. HCU 11/6/23
Rebounds	-	1 x2, L: ECU 2/14/24
Assists	-	1, vs. HCU 11/6/23
Blocks	-	-
Steals	1, vs. Vermont 11/29/24	-
Minutes	2, vs. Vermont 11/29/24	3, vs. HCU 11/6/23
Double Doubles	-	-

CAREER STATS

		Field Goals		3-Point		F-Throws		Rebounds				Scoring								
SEASON	TEAM	GP-GS	MIN/AVG	FG-FGA	FG%	3FG-3FGA	3FG%	FT-FTA	FT%	OFF	DEF	TOT	AVG	PF-FO	A	TO	BLK	STL	PTS	AVG
2023-24	Rice	5-0	7/1.4	0-3	.000	0-0	.000	1-2	.500	2	0	2	0.4	1-0	1	0	0	0	1	0.2
2024-25	Rice	3-0	7/2.5	0-1	.000	0-0	.000	0-0	.000	0	0	0	0.0	0-0	0	4	0	1	0	0.0
TOTAL		8-0	15/1.8	0-4	.000	0-0	.000	1-2	.500	2	0	2	0.3	1-0	1	4	0	1	1	0.1



11 Dominique ENNIS

GUARD . 5-9 . JUNIOR . FORT ERIE, NIAGARA FALLS, ONTARIO . KINGS CHRISTIAN COLLEGIATE

GAME-BY-GAME

Opponent	Date	GS	MIN	Total		3-Pointers		Free throws		Rebounds				PF	A	TO	BLK	STL	PTS	AVG
				FG-FGA	PCT	3FG-3FGA	PCT	FT-FTA	PCT	OFF	DEF	TOT	AVG							
South Dakota St.	11/04/2024	*	34:44	7-12	.583	2-5	.400	0-0	.000	0	2	2	2.0	0	0	2	0	0	16	16.0
N.C. A&T	11/07/2024	*	37:15	3-10	.300	1-6	.167	2-2	1.000	0	2	2	2.0	1	2	1	1	2	9	12.5
South Alabama	11/11/2024	*	29:03	4-12	.333	1-5	.200	1-1	1.000	1	2	3	2.3	2	2	2	1	5	10	11.7
Houston	11/14/2024	*	31:16	5-13	.385	4-9	.444	0-0	.000	0	7	7	3.5	4	3	0	0	0	14	12.3
Sam Houston	11/17/2024	*	38:32	6-12	.500	3-7	.429	0-0	.000	0	5	5	3.8	2	2	4	0	1	15	12.8
at Gonzaga	11/21/2024	*	23:31	3-8	.375	1-4	.250	0-0	.000	0	2	2	3.5	3	0	1	0	0	7	11.8
vs BYU	11/28/2024	*	25:54	4-12	.333	2-8	.250	2-2	1.000	0	5	5	3.7	1	0	2	0	0	12	11.9
vs Vermont	11/29/2024	*	29:21	6-9	.667	2-3	.667	0-0	.000	0	2	2	3.5	1	2	0	0	1	14	12.1
Utah Tech	12/04/2024	*	33:03	3-10	.300	1-6	.167	0-2	.000	0	7	7	3.9	1	5	1	0	1	7	11.6
at Louisiana	12/07/2024	*	29:13	3-16	.188	2-13	.154	0-0	.000	2	0	2	3.7	4	1	0	0	3	8	11.2
Texas Southern	12/13/2024	*	21:52	4-8	.500	1-4	.250	0-0	.000	0	2	2	3.5	2	4	2	1	0	9	11.0
Totals		11	333:43	48-122	.393	20-70	.286	5-7	.714	3	36	39	3.5	21	21	15	3	13	121	11.0

Player Averages

Games Played	Minutes/game	Points/game	FG Pct	3FG Pct	FT Pct	Rebounds/game	Assists/game	Turnovers/game	Assist/Turnover ratio	Steals/game	Blocks/game
11	30.3	11.0	39.3	28.6	71.4	3.5	1.9	1.4	1.4	1.2	0.3

	Season-High	Career-High
Points	16, vs. SDSU 11/4/24	25, vs. TSU 11/29/23
Rebounds	7 x2, L: UT Tech 12/4/24	7 x5, L: UT Tech 12/4/24
Assists	5, vs. UT Tech 12/4/24	5 x3, L: UT Tech 12/4/24
Blocks	1, x3, L TSU 12/13/24	1 x6, L: vs. USA 11/11/24
Steals	5, vs. USA 11/11/24	5 x2, L: vs. USA 11/11/24
Minutes	38, vs. SHSU 11/17/24	38, vs. SHSU 11/17/24
Double-Doubles	-	-

HONORS

- 2/13/23 - C-USA FOTW
- 2023-24 - AAC Honor Roll (12/4, 1/22)
- 2024-25 All-Tournament Team - Cancun Challenge

CAREER STATS

SEASON	TEAM	GP-GS	MIN/AVG	Field Goals		3-Point		F-Throws		Rebounds				Scoring						
				FG-FGA	FG%	3FG-3FGA	3FG%	FT-FTA	FT%	OFF	DEF	TOT	AVG	PF-FO	A	TO	BLK	STL	PTS	AVG
2022-23	Rice	32-10	620/19.4	64-165	.388	35-98	.357	22-35	.629	12	54	66	2.1	43-1	24	33	5	29	185	5.8
2023-24	Rice	31-28	950/30.7	128-337	.380	61-194	.314	37-43	.860	20	67	87	2.8	64-2	48	55	6	45	354	11.4
2024-25	Rice	11-11	334/30.3	48-122	.393	20-70	.286	5-7	.714	3	36	39	3.5	21-0	21	15	3	13	121	11.0
TOTAL		74-49	1905/25.7	240-624	.385	116-362	.320	64-85	.753	35	157	192	2.6	128-3	93	103	14	87	660	8.9



12 Layla CONLEY

GUARD . 5-8 . SOPHOMORE

SAN ANTONIO, TEXAS . JOHN MARSHALL HARLAN

GAME-BY-GAME

	Season-High	Career-High
Points	-	5, vs. HCU 11/6/23
Rebounds	-	1, vs. TSU 11/29/23
Assists	-	-
Blocks	-	-
Steals	-	-
Minutes	-	4, vs. HCU 11/6/23
Double Doubles	-	-

CAREER STATS

SEASON	TEAM	GP-GS	MIN/AVG	Field Goals		3-Point		F-Throws		Rebounds				Scoring						
				FG-FGA	FG%	3FG-3FGA	3FG%	FT-FTA	FT%	OFF	DEF	TOT	AVG	PF	FO	A	TO	BLK	STL	PTS
2023-24	Rice	4-0	9/2.2	1-3	.333	0-2	.000	3-3	1.000	1	0	1	0.3	2-0	0	1	0	0	5	1.3
TOTAL		4-0	9/2.2	1-3	.333	0-2	.000	3-3	1.000	1	0	1	0.3	2-0	0	1	0	0	5	1.3



14 Maya BOKUNEWICZ

GUARD . 6-0 . SENIOR
STATE COLLEGE, PA . COLLEGE AREA HS

Opponent	Date	GS	MIN	Total		3-Pointers		Free throws		Rebounds				PF	A	TO	BLK	STL	PTS	AVG
				FG-FGA	PCT	3FG-3FGA	PCT	FT-FTA	PCT	OFF	DEF	TOT	AVG							
South Alabama	11/11/2024		07:17	0-0	.000	0-0	.000	0-0	.000	0	0	0	0.0	1	0	2	0	0	0	0.0
Houston	11/14/2024		08:49	1-2	.500	1-2	.500	0-0	.000	0	0	0	0.0	0	0	0	0	0	3	1.5
Sam Houston	11/17/2024		10:31	1-3	.333	0-2	.000	0-0	.000	0	1	1	0.3	0	2	1	0	0	2	1.7
vs BYU	11/28/2024		05:07	1-1	1.000	0-0	.000	0-0	.000	0	0	0	0.3	0	0	0	0	1	2	1.8
vs Vermont	11/29/2024		11:36	2-2	1.000	2-2	1.000	0-0	.000	0	2	2	0.6	3	0	0	0	0	6	2.6
at Louisiana	12/07/2024		03:25	0-0	.000	0-0	.000	0-0	.000	0	2	2	0.8	1	0	0	0	0	0	2.2
Texas Southern	12/13/2024		03:09	0-2	.000	0-1	.000	0-0	.000	1	1	2	1.0	0	0	0	0	0	0	1.9
Totals		0	49:54	5-10	.500	3-7	.429	0-0	.000	1	6	7	1.0	5	2	3	0	1	13	1.9

Player Averages

Games Played	Minutes/game	Points/game	FG Pct	3FG Pct	FT Pct	Rebounds/game	Assists/game	Turnovers/game	Assist/Turnover ratio	Steals/game	Blocks/game
7	7.1	1.9	50.0	42.9	0.0	1.0	0.3	0.4	0.7	0.1	0.0

	Season-High	Career-High
Points	6, vs. Vermont 11/29/24	26 x2, L: vs. SMC 11/19/23
Rebounds	2 X2, L: TSU 12/13/24	10,2x, L: vs. MAR, 3/9/22
Assists	2, vs. SHSU 11/17/24	5, vs. LOU, 11/13/21
Blocks	-	2, vs. MAR, 3/9/22
Steals	1, vs. Vermont 11/29/24	3 x2, L: vs. PVAMU 12/16/23
Minutes	11, vs. Vermont 11/29/24	58, at Charlotte, 1/22/22
Double Doubles	-	2, 2x, L: vs. MAR, 3/9/22

CAREER STATS

SEASON	TEAM	GP-GS	MIN/AVG	Field Goals		3-Point		F-Throws		Rebounds				Scoring						
				FG-FGA	FG%	3FG-3FGA	3FG%	FT-FTA	FT%	OFF	DEF	TOT	AVG	PF-FO	A	TO	BLK	STL	PTS	AVG
2021-22	Rice	27-19	915/33.9	93-274	.339	59-171	.345	23-30	.767	33	111	144	5.3	41-0	28	44	3	18	268	9.9
2022-23	Rice	2-2	38/18.9	9-18	.500	2-6	.333	0-0	.000	2	1	3	1.5	3-0	1	2	0	2	20	10.0
2023-24	Rice	33-1	513/15.6	61-183	.333	43-122	.352	13-16	.813	15	51	66	2.0	31-0	15	24	2	18	178	5.4
2024-25	Rice	7-0	50/7.1	5-10	.500	3-7	.429	0-0	.000	1	6	7	1.0	5-0	2	3	0	1	13	1.9
TOTAL		69-22	1516/22.0	168-485	.346	107-306	.350	36-46	.783	51	169	220	3.2	80-0	46	73	5	39	479	6.9



22 Hailey ADAMS

**GUARD . 6-1 . R-SOPHOMORE
SAN ANTONIO, TEXAS . TOM C. CLARK HS**

GAME-BY-GAME

Opponent	Date	GS	MIN	Total		3-Pointers		Free throws		Rebounds				PF	A	TO	BLK	STL	PTS	AVG
				FG-FGA	PCT	3FG-3FGA	PCT	FT-FTA	PCT	OFF	DEF	TOT	AVG							
South Dakota St.	11/04/2024	*	30:56	2-6	.333	0-0	.000	2-3	.667	1	8	9	9.0	1	4	2	1	1	6	6.0
N.C. A&T	11/07/2024	*	21:26	1-4	.250	0-0	.000	0-0	.000	2	6	8	8.5	1	1	1	0	0	2	4.0
South Alabama	11/11/2024	*	27:05	5-9	.556	0-0	.000	0-2	.000	0	7	7	8.0	2	1	3	1	0	10	6.0
Houston	11/14/2024	*	24:58	5-8	.625	0-0	.000	0-0	.000	2	7	9	8.3	2	2	3	2	1	10	7.0
Sam Houston	11/17/2024	*	34:46	3-3	1.000	0-0	.000	0-0	.000	2	7	9	8.4	3	3	4	3	1	6	6.8
at Gonzaga	11/21/2024	*	36:53	9-16	.563	0-0	.000	2-4	.500	1	8	9	8.5	2	3	1	0	0	20	9.0
vs BYU	11/28/2024	*	33:53	3-8	.375	0-0	.000	0-0	.000	2	11	13	9.1	1	3	2	4	1	6	8.6
vs Vermont	11/29/2024	*	22:15	3-7	.429	0-0	.000	1-1	1.000	2	7	9	9.1	1	2	1	0	1	7	8.4
Utah Tech	12/04/2024	*	30:47	6-10	.600	0-0	.000	0-0	.000	2	9	11	9.3	0	3	3	1	0	12	8.8
at Louisiana	12/07/2024	*	22:10	6-7	.857	0-0	.000	1-6	.167	2	5	7	9.1	5	3	1	0	0	13	9.2
Texas Southern	12/13/2024	*	20:45	3-5	.600	0-0	.000	0-0	.000	0	3	3	8.5	3	0	1	1	0	6	8.9
Totals		11	305:53	46-83	.554	0-0	.000	6-16	.375	16	78	94	8.5	21	25	22	13	5	98	8.9

Player Averages

Games Played	Minutes/game	Points/game	FG Pct	3FG Pct	FT Pct	Rebounds/game	Assists/game	Turnovers/game	Assist/Turnover ratio	Steals/game	Blocks/game
11	27.8	8.9	55.4	0.0	37.5	8.5	2.3	2.0	1.1	0.5	1.2

	Season-High	Career-High
Points	20, at Gonzaga 11/21/24	20 at Gonzaga 11/21/24
Rebounds	13, vs. BYU 11/28/24	13, vs. BYU 11/28/24
Assists	4, vs. SDSU 11/4/24	4, x3 L: vs SDSU 11/4/24
Blocks	4, vs. BYU 11/28/24	4, vs. BYU 11/28/24
Steals	1 x5, L: vs. UVM 11/28/24	2, vs. HCU 11/6/23
Minutes	34, vs. SHSU 11/17/24	38, vs. Tulsa 2/10/24
Double Doubles	1, UT Tech 12/4/24	3, L: vs. UT Tech 12/4/24

CAREER STATS

		Field Goals		3-Point		F-Throws		Rebounds				Scoring								
SEASON	TEAM	GP-GS	MIN/AVG	FG-FGA	FG%	3FG-3FGA	3FG%	FT-FTA	FT%	OFF	DEF	TOT	AVG	PF-FO	A	TO	BLK	STL	PTS	AVG
2022-23	Rice	4-0	19/4.8	1-4	.250	0-0	.000	0-0	.000	1	3	4	1.0	2-0	1	0	0	0	2	0.5
2023-24	Rice	32-12	666/20.8	58-149	.389	1-3	.333	37-55	.673	57	97	154	4.8	57-2	47	51	20	19	154	4.8
2024-25	Rice	11-11	306/27.8	46-83	.554	0-0	.000	6-16	.375	16	78	94	8.5	21-1	25	22	13	5	98	8.9
TOTAL		47-23	991/21.1	105-236	.445	1-3	.333	43-71	.606	74	178	252	5.4	80-3	73	73	33	24	254	5.4



23 Kennedy CLIFTON

GUARD . 6-0 . JUNIOR

UPPER MARLBORO, MD . BISHOP IRETON

GAME-BY-GAME

Opponent	Date	GS	MIN	Total		3-Pointers		Free throws		Rebounds				PF	A	TO	BLK	STL	PTS	AVG
				FG-FGA	PCT	3FG-3FGA	PCT	FT-FTA	PCT	OFF	DEF	TOT	AVG							
Texas Southern	12/13/2024		02:29	1-1	1.000	0-0	.000	2-2	1.000	1	1	2	2.0	0	0	0	0	0	4	4.0
Totals		0	02:29	1-1	1.000	0-0	.000	2-2	1.000	1	1	2	2.0	0	0	0	0	0	4	4.0

Player Averages

Games Played	Minutes/ game	Points/ game	FG Pct	3FG Pct	FT Pct	Rebounds/ game	Assists/ game	Turnovers/ game	Assist/Turnover ratio	Steals/ game	Blocks/ game
1	2.5	4.0	100.0	0.0	100.0	2.0	0.0	0.0	0.0	0.0	0.0

	Season-High	Career-High
Points	4, TSU 12/13/24	12, vs. ACU 11/14/22
Rebounds	2, TSU 12/13/24	6 x2, L: at Tulsa 1/24/24
Assists		2 x2, L: at Tulsa 1/24/24
Blocks		1 x2, L: at Tulsa 1/24/24
Steals		4, at TA&M-CC 12/4/23
Minutes	2, TSU 12/13/24	30, at SFA 11/25/23
Double Doubles	-	-

CAREER STATS

SEASON	TEAM	GP-GS	MIN/AVG	Field Goals		3-Point		F-Throws		Rebounds				Scoring						
				FG-FGA	FG%	3FG-3FGA	3FG%	FT-FTA	FT%	OFF	DEF	TOT	AVG	PF-FO	A	TO	BLK	STL	PTS	AVG
2022-23	Rice	17-0	145/8.5	21-51	.412	6-17	.353	4-10	.400	8	15	23	1.4	25-0	4	13	4	4	52	3.1
2023-24	Rice	19-0	183/9.6	13-56	.232	5-23	.217	4-6	.667	13	15	28	1.5	22-1	10	9	1	9	35	1.8
2024-25	Rice	1-0	2/2.5	1-1	1.000	0-0	.000	2-2	1.000	1	1	2	2.0	0-0	0	0	0	0	4	4.0
TOTAL		37-0	330/8.9	35-108	.324	11-40	.275	10-18	.556	22	31	53	1.4	47-1	14	22	5	13	91	2.5



24 Aniah ALEXIS
GUARD . 6-1 . FRESHMAN
WALLER, TEXAS . CYPRESS LAKES HS

GAME-BY-GAME

Opponent	Date	GS	MIN	Total		3-Pointers		Free throws		Rebounds				PF	A	TO	BLK	STL	PTS	AVG
				FG-FGA	PCT	3FG-3FGA	PCT	FT-FTA	PCT	OFF	DEF	TOT	AVG							
South Dakota St.	11/04/2024		09:04	2-8	.250	0-1	.000	0-0	.000	3	2	5	5.0	0	0	0	0	0	4	4.0
N.C. A&T	11/07/2024		22:14	4-11	.364	2-7	.286	2-2	1.000	2	4	6	5.5	5	0	2	0	0	12	8.0
South Alabama	11/11/2024		18:23	2-6	.333	2-5	.400	2-2	1.000	0	3	3	4.7	0	3	1	0	0	8	8.0
Houston	11/14/2024		19:21	4-9	.444	0-3	.000	1-2	.500	3	5	8	5.5	0	1	1	1	0	9	8.3
Sam Houston	11/17/2024		09:53	1-5	.200	0-1	.000	2-2	1.000	0	2	2	4.8	2	3	0	0	0	4	7.4
at Gonzaga	11/21/2024		06:46	0-1	.000	0-0	.000	0-0	.000	0	1	1	4.2	0	0	0	0	0	0	6.2
vs BYU	11/28/2024		06:07	0-4	.000	0-2	.000	0-0	.000	0	2	2	3.9	0	0	1	1	0	0	5.3
vs Vermont	11/29/2024		13:59	0-4	.000	0-3	.000	0-0	.000	0	1	1	3.5	1	1	1	0	0	0	4.6
Utah Tech	12/04/2024		03:52	0-2	.000	0-0	.000	0-0	.000	0	0	0	3.1	0	0	0	0	0	0	4.1
at Louisiana	12/07/2024		07:21	1-2	.500	1-2	.500	0-0	.000	2	3	5	3.3	0	0	2	0	1	3	4.0
Texas Southern	12/13/2024		19:20	3-4	.750	1-1	1.000	0-0	.000	0	2	2	3.2	2	4	2	1	4	7	4.3
Totals		0	136:20	17-56	.304	6-25	.240	7-8	.875	10	25	35	3.2	10	12	10	3	5	47	4.3

Player Averages

Games Played	Minutes/game	Points/game	FG Pct	3FG Pct	FT Pct	Rebounds/game	Assists/game	Turnovers/game	Assist/Turnover ratio	Steals/game	Blocks/game
11	12.4	4.3	30.4	24.0	87.5	3.2	1.1	0.9	1.2	0.5	0.3

	Season-High	Career-High
Points	12, vs. NCA&T 11/7/24	12, vs. NCA&T 11/7/24
Rebounds	8, vs. UH 11/14/24	8, vs. UH 11/14/24
Assists	3 x2, L: SHSU 11/18/24	3 x2, L: SHSU 11/18/24
Blocks	1 x2 L: BYU 11/28/24	1 x2 L: BYU 11/28/24
Steals	1, at ULL 12/7/24	1, at ULL 12/7/24
Minutes	22, vs. NCA&T 11/7/24	22, vs. NCA&T 11/7/24
Double Doubles	-	-

CAREER STATS

			Field Goals		3-Point		F-Throws		Rebounds				Scoring								
SEASON	TEAM	GP-GS	MIN/AVG	FG-FGA	FG%	3FG-3FGA	3FG%	FT-FTA	FT%	OFF	DEF	TOT	AVG	PF	FO	A	TO	BLK	STL	PTS	AVG
2024-25	Rice	11-0	136/12.4	17-56	.304	6-25	.240	7-8	.875	10	25	35	3.2	10	-1	12	10	3	5	47	4.3
TOTAL		11-0	136/12.4	17-56	.304	6-25	.240	7-8	.875	10	25	35	3.2	10	-1	12	10	3	5	47	4.3



30 Jazzy OWENS-BARNETT

GUARD . 5-7 . JUNIOR
PLANO, TEXAS . FRISCO LIBERTY HS

GAME-BY-GAME

Opponent	Date	GS	MIN	Total		3-Pointers		Free throws		Rebounds				PF	A	TO	BLK	STL	PTS	AVG
				FG-FGA	PCT	3FG-3FGA	PCT	FT-FTA	PCT	OFF	DEF	TOT	AVG							
South Dakota St.	11/04/2024	*	24:46	2-8	.250	0-2	.000	2-2	1.000	1	3	4	4.0	2	2	0	0	0	6	6.0
N.C. A&T	11/07/2024	*	19:10	1-5	.200	0-2	.000	3-4	.750	0	1	1	2.5	1	2	1	0	0	5	5.5
South Alabama	11/11/2024	*	17:44	2-7	.286	1-2	.500	3-4	.750	2	1	3	2.7	2	1	3	0	1	8	6.3
Houston	11/14/2024	*	31:12	2-9	.222	0-0	.000	0-0	.000	0	3	3	2.8	2	5	1	0	2	4	5.8
Sam Houston	11/17/2024	*	19:39	1-5	.200	0-1	.000	3-6	.500	1	0	1	2.4	3	1	5	0	1	5	5.6
at Gonzaga	11/21/2024	*	25:59	2-8	.250	0-1	.000	3-5	.600	1	0	1	2.2	4	5	1	0	0	7	5.8
vs BYU	11/28/2024	*	21:05	1-6	.167	0-0	.000	0-0	.000	0	0	0	1.9	2	3	0	0	1	2	5.3
vs Vermont	11/29/2024	*	13:48	2-5	.400	0-1	.000	0-0	.000	0	2	2	1.9	1	3	0	0	1	4	5.1
Utah Tech	12/04/2024	*	20:33	3-6	.500	0-1	.000	2-3	.667	1	1	2	1.9	2	1	3	0	0	8	5.4
at Louisiana	12/07/2024	*	09:31	0-2	.000	0-1	.000	0-0	.000	0	0	0	1.7	4	0	2	0	0	0	4.9
Texas Southern	12/13/2024	*	15:44	2-5	.400	0-0	.000	3-4	.750	0	1	1	1.6	2	3	1	0	1	7	5.1
Totals		11	219:11	18-66	.273	1-11	.091	19-28	.679	6	12	18	1.6	25	26	17	0	7	56	5.1

Player Averages

Games Played	Minutes/game	Points/game	FG Pct	3FG Pct	FT Pct	Rebounds/game	Assists/game	Turnovers/game	Assist/Turnover ratio	Steals/game	Blocks/game
11	19.9	5.1	27.3	9.1	67.9	1.6	2.4	1.5	1.5	0.6	0.0


	Season-High	Career-High
Points	8 x2, L: UT Tech 12/4/24	21, at USF 2/7/24
Rebounds	4, vs. SDSU 11/4/24	6, vs. TSU 11/29/23
Assists	5 x2, L: at Gonz 11/21/24	5 x3, L: at Gonzaga 11/21/24
Blocks	-	1, vs. CLT 1/11/24
Steals	2, vs. UH 11/14/24	3, vs. Wichita State 1/3/24
Minutes	31, vs. UH 11/14/24	31 x2, L: vs. UH 11/14/24
Double Doubles	-	-

HONORS

2/10/24 - AAC Player of the Week

CAREER STATS

SEASON	TEAM	GP-GS	MIN/AVG	Field Goals		3-Point		F-Throws		Rebounds				Scoring						
				FG-FGA	FG%	3FG-3FGA	3FG%	FT-FTA	FT%	OFF	DEF	TOT	AVG	PF-FO	A	TO	BLK	STL	PTS	AVG
2022-23	Rice	32-5	622/19.4	64-189	.339	8-45	.178	41-62	.661	12	53	65	2.0	58-0	58	47	0	20	177	5.5
2023-24	Rice	31-0	540/17.4	61-187	.326	17-46	.370	81-108	.750	10	42	52	1.7	54-2	47	47	2	34	220	7.1
2024-25	Rice	11-11	219/19.9	18-66	.273	1-11	.091	19-28	.679	6	12	18	1.6	25-0	26	17	0	7	56	5.1
TOTAL		74-16	1380/18.7	143-442	.324	26-102	.255	141-198	.712	28	107	135	1.8	137-2	131	111	2	61	453	6.1



32 Trinity GOODEN

GUARD . 5-10 . SENIOR

MIDWEST CITY, OKLA . CHOCTAW HS

GAME-BY-GAME

Opponent	Date	GS	MIN	Total		3-Pointers		Free throws		Rebounds				PF	A	TO	BLK	STL	PTS	AVG
				FG-FGA	PCT	3FG-3FGA	PCT	FT-FTA	PCT	OFF	DEF	TOT	AVG							
South Dakota St.	11/04/2024	*	23:51	2-3	.667	1-1	1.000	0-0	.000	1	2	3	3.0	4	4	2	0	0	5	5.0
N.C. A&T	11/07/2024	*	22:20	1-4	.250	0-0	.000	1-2	.500	0	0	0	1.5	4	3	1	2	2	3	4.0
South Alabama	11/11/2024	*	06:50	1-3	.333	0-0	.000	0-0	.000	1	0	1	1.3	1	0	0	0	0	2	3.3
at Gonzaga	11/21/2024		17:26	1-4	.250	0-0	.000	0-0	.000	3	0	3	1.8	0	0	1	0	0	2	3.0
vs BYU	11/28/2024		10:58	1-1	1.000	0-0	.000	0-0	.000	1	3	4	2.2	0	0	1	0	0	2	2.8
vs Vermont	11/29/2024		12:58	1-4	.250	0-0	.000	0-0	.000	0	0	0	1.8	2	1	1	0	0	2	2.7
Utah Tech	12/04/2024		13:13	2-3	.667	0-0	.000	0-0	.000	1	0	1	1.7	1	2	1	0	1	4	2.9
at Louisiana	12/07/2024		08:50	0-0	.000	0-0	.000	2-2	1.000	2	0	2	1.8	4	0	1	0	0	2	2.8
Texas Southern	12/13/2024		10:18	0-1	.000	0-0	.000	2-2	1.000	2	0	2	1.8	3	0	1	0	1	2	2.7
Totals		3	126:44	9-23	.391	1-1	1.000	5-6	.833	11	5	16	1.8	19	10	9	2	4	24	2.7

Player Averages

Games Played	Minutes/game	Points/game	FG Pct	3FG Pct	FT Pct	Rebounds/game	Assists/game	Turnovers/game	Assist/Turnover ratio	Steals/game	Blocks/game
9	14.1	2.7	39.1	100.0	83.3	1.8	1.1	1.0	1.1	0.4	0.2

	Season-High	Career-High
Points	5, vs. SDSU 11/4/24	13, x2 L: vs UTEP 12/31/22
Rebounds	4, vs. BYU 11/29/24	8, vs. OSU, 11/20/21
Assists	4, vs. SDSU 11/4/24	5 x2, L: vs. PVAMU 12/16/23
Blocks	2, vs. NCA&T 11/7/24	2, vs. NCA&T 11/7/24
Steals	2, vs. NCA&T 11/7/24	2, x5, L: vs. NCA&T 11/7/24
Minutes	23, vs. SDSU 11/4/24	42, vs. Houston 12/10/22
Double Doubles	-	-

CAREER STATS

SEASON	TEAM	GP-GS	MIN/AVG	Field Goals		3-Point		F-Throws		Rebounds				Scoring						
				FG-FGA	FG%	3FG-3FGA	3FG%	FT-FTA	FT%	OFF	DEF	TOT	AVG	PF-FO	A	TO	BLK	STL	PTS	AVG
2021-22	Rice	26-14	554/21.3	36-116	.310	9-35	.257	33-47	.702	14	49	63	2.4	69-0	27	38	2	13	114	4.4
2022-23	Rice	26-21	525/20.2	30-83	.361	4-19	.211	39-54	.722	22	37	59	2.3	58-3	45	43	1	15	103	4.0
2023-24	Rice	27-21	482/17.9	19-79	.241	3-11	.273	17-23	.739	17	18	35	1.3	57-2	39	26	6	6	58	2.1
2024-25	Rice	9-3	127/14.1	9-23	.391	1-1	1.000	5-6	.833	11	5	16	1.8	19-0	10	9	2	4	24	2.7
TOTAL		88-59	1688/19.2	94-301	.312	17-66	.258	94-130	.723	64	109	173	2.0	203-5	121	116	11	38	299	3.4



35 Sussy NGULEFAC

CENTER . 6-4 . SENIOR
LILBURN, GA . PARKVIEW / SAMFORD

Opponent	Date	GS	MIN	Total		3-Pointers		Free throws		Rebounds				PF A TO BLK STL PTS AVG						
				FG-FGA	PCT	3FG-3FGA	PCT	FT-FTA	PCT	OFF	DEF	TOT	AVG	PF	A	TO	BLK	STL	PTS	AVG
South Dakota St.	11/04/2024	*	21:00	5-9	.556	0-0	.000	2-3	.667	4	3	7	7.0	3	0	2	1	1	12	12.0
N.C. A&T	11/07/2024	*	33:33	8-13	.615	0-0	.000	3-7	.429	4	6	10	8.5	2	0	1	3	1	19	15.5
South Alabama	11/11/2024	*	20:32	1-4	.250	0-0	.000	1-2	.500	1	5	6	7.7	3	3	0	0	0	3	11.3
Houston	11/14/2024	*	25:39	6-7	.857	0-0	.000	0-1	.000	0	3	3	6.5	3	0	1	2	0	12	11.5
Sam Houston	11/17/2024	*	12:45	1-1	1.000	0-0	.000	2-4	.500	0	3	3	5.8	4	0	0	1	0	4	10.0
at Gonzaga	11/21/2024	*	29:25	5-6	.833	0-0	.000	0-0	.000	5	4	9	6.3	3	0	1	0	0	10	10.0
vs BYU	11/28/2024	*	24:16	3-6	.500	0-0	.000	1-2	.500	1	0	1	5.6	1	0	2	0	1	7	9.6
vs Vermont	11/29/2024	*	15:34	3-6	.500	0-0	.000	0-0	.000	2	1	3	5.3	2	1	4	0	1	6	9.1
Utah Tech	12/04/2024	*	22:37	5-6	.833	0-0	.000	1-1	1.000	3	7	10	5.8	4	1	1	3	0	11	9.3
at Louisiana	12/07/2024	*	23:17	3-7	.429	0-0	.000	0-0	.000	3	3	6	5.8	2	1	3	1	0	6	9.0
Texas Southern	12/13/2024	*	23:27	4-4	1.000	0-0	.000	4-4	1.000	0	4	4	5.6	1	0	0	1	1	12	9.3
Totals		11	252:05	44-69	.638	0-0	.000	14-24	.583	23	39	62	5.6	28	6	15	12	5	102	9.3

Player Averages

Games Played	Minutes/ game	Points/ game	FG Pct	3FG Pct	FT Pct	Rebounds/ game	Assists/ game	Turnovers/ game	Assist/Turnover ratio	Steals/ game	Blocks/ game
11	22.9	9.3	63.8	0.0	58.3	5.6	0.5	1.4	0.4	0.5	1.1

	Season-High	Career-High
Points	19, vs. NCA&T 11/7/24	22, at UNCG 2/2/23
Rebounds	10 x2, L: UT Tech 12/4/24	11 x2, L: vs. ECU 3/13/24
Assists	3, vs. USA 11/11/24	3 x6 L: vs. USA 11/11/24
Blocks	3 x2 L: UT Tech 12/4/24	5, at Alabama St. 12/7/22
Steals	1, x5, L: TSU 12/13/24	2, Two times, L vs. UNCG 2/10/22
Minutes	33, vs. NCA&T 11/7/24	39, at UCF, 11/26/22
Double Doubles	2, L: UT Tech 12/4/24	4, L: UT Tech 12/4/24

HONORS

- 2024 AAC All-Tournament Team
- SAMFORD
- 2022-23 SCSMA All-SoCon Third Team
- 2021-22 All-SoCon Freshman Team - unanimous

CAREER STATS

SEASON	TEAM	GP-GS	MIN/AVG	Field Goals		3-Point		F-Throws		Rebounds				Scoring						
				FG-FGA	FG%	3FG-3FGA	3FG%	FT-FTA	FT%	OFF	DEF	TOT	AVG	PF-FO	A	TO	BLK	STL	PTS	AVG
2021-22	SU	30-23	651/21.7	124-194	.639	0-0	.000	37-81	.457	57	77	134	4.5	74-1	13	62	16	14	285	9.5
2022-23	SU	30-30	722/24.1	140-221	.633	0-0	.000	65-117	.556	53	95	148	4.9	78-1	29	69	25	8	345	11.5
2023-24	Rice	19-6	306/16.1	53-76	.697	0-0	.000	17-26	.654	21	47	68	3.6	36-0	10	26	8	3	123	6.5
2024-25	Rice	11-11	252/22.9	44-69	.638	0-0	.000	14-24	.583	23	39	62	5.6	28-0	6	15	12	5	102	9.3
TOTAL FOR Rice	30-17	558/18.6	97-145	.669	0-0	.000	31-50	.620	44	86	130	4.3	64-0	16	41	20	8	225	7.5	
TOTAL	90-70	1932/21.5	361-560	.645	0-0	.000	133-248	.536	154	258	412	4.6	216-2	58	172	61	30	855	9.5	



44 Shelby HAYES

CENTER . 6-2 . JUNIOR
CEDAR PARK, TEXAS . CEDAR PARK

GAME-BY-GAME

Opponent	Date	GS	MIN	Total		3-Pointers		Free throws		Rebounds				PF	A	TO	BLK	STL	PTS	AVG
				FG-FGA	PCT	3FG-3FGA	PCT	FT-FTA	PCT	OFF	DEF	TOT	AVG							
South Dakota St.	11/04/2024		18:60	5-7	.714	0-0	.000	1-1	1.000	1	4	5	5.0	4	0	2	1	0	11	11.0
N.C. A&T	11/07/2024		06:27	1-2	.500	0-0	.000	0-0	.000	0	2	2	3.5	2	0	0	0	0	2	6.5
South Alabama	11/11/2024		19:28	3-3	1.000	0-0	.000	5-6	.833	2	2	4	3.7	3	4	2	0	0	11	8.0
Houston	11/14/2024		09:21	0-2	.000	0-0	.000	0-0	.000	0	1	1	3.0	3	0	0	0	0	0	6.0
Sam Houston	11/17/2024		22:36	4-6	.667	0-0	.000	1-1	1.000	2	3	5	3.4	3	0	4	1	1	9	6.6
at Gonzaga	11/21/2024		11:24	2-5	.400	0-0	.000	0-0	.000	1	0	1	3.0	0	2	0	0	2	4	6.2
vs BYU	11/28/2024		15:44	1-3	.333	0-0	.000	2-2	1.000	2	1	3	3.0	1	0	2	0	0	4	5.9
vs Vermont	11/29/2024		16:37	2-2	1.000	0-0	.000	1-2	.500	3	4	7	3.5	2	1	0	1	0	5	5.8
Utah Tech	12/04/2024		07:21	3-6	.500	0-0	.000	0-0	.000	2	1	3	3.4	2	1	2	1	0	6	5.8
at Louisiana	12/07/2024		07:27	0-1	.000	0-0	.000	0-0	.000	1	3	4	3.5	0	0	0	0	0	0	5.2
Texas Southern	12/13/2024		13:38	1-2	.500	0-0	.000	2-2	1.000	1	3	4	3.5	2	0	1	0	0	4	5.1
Totals		0	149:03	22-39	.564	0-0	.000	12-14	.857	15	24	39	3.5	22	8	13	4	3	56	5.1

Player Averages

Games Played	Minutes/ game	Points/ game	FG Pct	3FG Pct	FT Pct	Rebounds/ game	Assists/ game	Turnovers/ game	Assist/Turnover ratio	Steals/ game	Blocks/ game
11	13.5	5.1	56.4	0.0	85.7	3.5	0.7	1.2	0.6	0.3	0.4

	Season-High	Career-High
Points	11 x2, L: vs. USA 11/11/24	18 x2 L: at ECU 1/17/24
Rebounds	7, vs. Vermont 11/29/24	13, vs. Char 2/25/23
Assists	4, vs. USA 11/11/24	5, at TA&M-CC 12/4/23
Blocks	1 x4, L: UT Tech 12/4/24	1 x11, L: UT Tech 12/4/24
Steals	2, at Gonzaga 11/21/24	2 x2, L: at Gonzaga 11/21/24
Minutes	22, vs. SHSU 11/17/24	30, vs. GU 12/9/23
Double Doubles	-	1, vs. Char 2/25/23

CAREER STATS

SEASON	TEAM	GP-GS	MIN/AVG	Field Goals		3-Point		F-Throws		Rebounds				Scoring						
				FG-FGA	FG%	3FG-3FGA	3FG%	FT-FTA	FT%	OFF	DEF	TOT	AVG	PF-FO	A	TO	BLK	STL	PTS	AVG
2022-23	Rice	23-1	234/10.2	34-72	.472	0-2	.000	27-38	.711	33	28	61	2.7	33-0	10	17	4	2	95	4.1
2023-24	Rice	18-18	304/16.9	43-89	.483	0-0	.000	14-18	.778	33	35	68	3.8	31-0	21	24	3	7	100	5.6
2024-25	Rice	11-0	149/13.5	22-39	.564	0-0	.000	12-14	.857	15	24	39	3.5	22-0	8	13	4	3	56	5.1
TOTAL		52-19	687/13.2	99-200	.495	0-2	.000	53-70	.757	81	87	168	3.2	86-0	39	54	11	12	251	4.8



55 Victoria FLORES

GUARD . 5-7 . SOPHOMORE

WEST DALLAS, TEXAS . DUNCANVILLE / TCU

GAME-BY-GAME

Opponent	Date	GS	MIN	Total		3-Pointers		Free throws		Rebounds				PF	A	TO	BLK	STL	PTS	AVG
				FG-FGA	PCT	3FG-3FGA	PCT	FT-FTA	PCT	OFF	DEF	TOT	AVG							
South Dakota St.	11/04/2024		15:26	1-5	.200	1-4	.250	0-0	.000	0	1	1	1.0	2	2	2	0	0	3	3.0
N.C. A&T	11/07/2024		20:50	2-6	.333	0-2	.000	0-0	.000	0	3	3	2.0	2	4	1	0	3	4	3.5
South Alabama	11/11/2024		22:16	4-8	.500	2-2	1.000	2-2	1.000	1	2	3	2.3	3	1	0	0	3	12	6.3
Houston	11/14/2024		13:05	1-5	.200	0-2	.000	1-2	.500	1	2	3	2.5	0	2	2	0	1	3	5.5
Sam Houston	11/17/2024		21:49	1-3	.333	1-2	.500	5-6	.833	0	1	1	2.2	1	1	2	1	0	8	6.0
at Gonzaga	11/21/2024		13:12	1-3	.333	0-0	.000	2-2	1.000	0	2	2	2.2	1	3	1	0	0	4	5.7
vs BYU	11/28/2024		18:55	1-8	.125	1-3	.333	0-0	.000	0	0	0	1.9	0	3	1	0	1	3	5.3
vs Vermont	11/29/2024		23:27	4-8	.500	4-7	.571	6-6	1.000	1	2	3	2.0	3	2	1	0	2	18	6.9
Utah Tech	12/04/2024		19:22	1-4	.250	1-2	.500	2-2	1.000	0	2	2	2.0	3	6	2	1	0	5	6.7
at Louisiana	12/07/2024		30:29	1-8	.125	1-6	.167	3-4	.750	1	2	3	2.1	2	2	5	0	0	6	6.6
Texas Southern	12/13/2024		21:47	2-6	.333	0-4	.000	2-2	1.000	0	4	4	2.3	3	2	1	0	3	6	6.5
Totals		0	220:38	19-64	.297	11-34	.324	23-26	.885	4	21	25	2.3	20	28	18	2	13	72	6.5

Player Averages

Games Played	Minutes/ game	Points/ game	FG Pct	3FG Pct	FT Pct	Rebounds/ game	Assists/ game	Turnovers/ game	Assist/Turnover ratio	Steals/ game	Blocks/ game
11	20.1	6.5	29.7	32.4	88.5	2.3	2.5	1.6	1.6	1.2	0.2

	Season-High	Career-High
Points	18, vs. Vermont 11/29/24	19, vs. PVAMU 12/10/23
Rebounds	4, TSU 12/13/24	4, x3, L: TSU 12/13/24
Assists	6, vs. UT Tech 12/4/24	6, vs. UT Tech 12/4/24
Blocks	1 x2, L: UT Tech 12/4/24	1, x5, L: UT Tech 14/4/24
Steals	3, x3, L: TSU 12/13/24	4, vs. UCF 1/23/24
Minutes	30, at Louisiana 12/7/24	34, vs. UCF 1/23/24
Double Doubles	-	-

CAREER STATS

SEASON	TEAM	GP-GS	MIN/AVG	Field Goals		3-Point		F-Throws		Rebounds				Scoring						
				FG-FGA	FG%	3FG-3FGA	3FG%	FT-FTA	FT%	OFF	DEF	TOT	AVG	PF-FO	A	TO	BLK	STL	PTS	AVG
2023-24	TCU	23-6	339/14.7	23-80	.288	13-40	.325	23-31	.742	8	28	36	1.6	30-0	34	37	3	13	82	3.6
2024-25	Rice	11-0	221/20.1	19-64	.297	11-34	.324	23-26	.885	4	21	25	2.3	20-0	28	18	2	13	72	6.5
TOTAL FOR Rice		11-0	221/20.1	19-64	.297	11-34	.324	23-26	.885	4	21	25	2.3	20-0	28	18	2	13	72	6.5
TOTAL		34-6	560/16.5	42-144	.292	24-74	.324	46-57	.807	12	49	61	1.8	50-0	62	55	5	26	154	4.5

2024-25 RICE OWLS RADIO/TV ROSTER



Malia Fisher
6-2-Sr.-F



Emily Klaczek
5-8-Sr.-G



Jill Twiehaus
5-10-Fr.-G



Pace Rickard
5-6-So.-G




Dominique Ennis
5-9-Jr.-G



Layla Conley
5-8-So.-G



Maya Bokunewicz
6-0-Sr.-G



Hailey Adams
6-1-R-So.-G



Kennedy Clifton
6-0-Jr.-G/F



Aniah Alexis
6-1-Fr.-G



Jazzy Owens-Barnett
5-7-Jr.-G



Trinity Gooden
5-10-Sr.-G



Sussy Ngulefac
6-4-Sr.-C



Shelby Hayes
6-2-Jr.-C



Victoria Flores
5-7-So.-G



Lindsay Edmonds
Head Coach



Lakevia Boykin
Assistant Coach



Nick Grant
Assistant Coach



Danyelle Grant
Assistant Coach

