

2024-25 SCHEDULE

OVERALL: 6-0

Big Ten: 0-0 » Nonconference: 6-0
Home: 6-0 » Away: 0-0 » Neutral: 0-0
Last 5: 5-0 » Last 10: 6-0 » Streak: W6

NOVEMBER (6-0)

Date	Day	Opponent	TV	Time/Result
4	Mon	California Baptist	BIG+	W, 93-63
6	Wed	Nevada	BIG+	W, 76-58
10	Sun	#12 Baylor	BTN	W, 76-74
12	Tue	North Texas	BIG+	W, 66-35
18	Mon	Grand Canyon	BIG+	W, 70-54
20	Wed	Auburn	BIG+	W, 70-68
25	Mon	vs. Georgia Tech!	BallerTV	4 p.m.
26	Tue	vs. South Dakota State!	BallerTV	4 p.m.

DECEMBER (0-0)

Date	Day	Opponent	TV	Time/Result
4	Wed	Washington State	BIG+	7 p.m.
7	Sat	USC*	BTN	1 p.m.
17	Tue	Air Force	BIG+	6 p.m.
19	Thu	UC Irvine	BIG+	6 p.m.
28	Sat	at Illinois*	BIG+	12 p.m.
31	Tue	at Northwestern*	BTN	12 p.m.

JANUARY (0-0)

Date	Day	Opponent	TV	Time/Result
4	Sat	Wisconsin*	BTN	12:30 p.m.
9	Thu	at Penn State*	BIG+	3 p.m.
12	Sun	at Ohio State*	BIG+	10 a.m.
15	Wed	Purdue*	BIG+	6 p.m.
19	Sun	Iowa*	BIG+	2 p.m.
24	Fri	Indiana*	BIG+	6 p.m.
30	Thu	at Michigan State*	BTN	3 p.m.

FEBRUARY (0-0)

Date	Day	Opponent	TV	Time/Result
2	Sun	at Michigan*	BIG+	9 a.m.
6	Thu	Maryland*	FS1	6 p.m.
9	Sun	UCLA*	BIG+	1 p.m.
12	Wed	Washington*	BIG+	6 p.m.
16	Sun	at Minnesota*	BIG+	12 p.m.
19	Wed	at Nebraska*	BIG+	5 p.m.
23	Sun	Rutgers*	BIG+	2 p.m.

MARCH (0-0)

Date	Day	Opponent	TV	Time/Result
2	Sun	at Washington*	TBA	TBA
5-9	Wed-Sun	Big Ten Tournament^	BTN	TBA

Home games in **Bold** at Matthew Knight Arena | All Times Pacific
!-Hawai'i North Shore Showcase (Laie, Hawai'i)

*-Big Ten Conference game

^-Big Ten Tournament (Gainbridge Fieldhouse - Indianapolis, Ind.)

BIG+ = Big Ten Plus

BTN = Big Ten Network

BROADCAST INFORMATION

TV/ONLINE: BALLER TV

RADIO: OREGON SPORTS NETWORK

Eugene: KUGN 98.1 FM | Portland: KPAM 860 AM

Play-by-play: Chris Clayton



2024-25 GAME NOTES

GAMES 7/8

#23 OREGON vs. GEORGIA TECH

Monday, Nov. 25, 2024 » 4 p.m. PT

#23 OREGON vs. SOUTH DAKOTA STATE

Tuesday, Nov. 26, 2024 » 4 p.m. PT

George Q. Cannon Activities Center » Laie, HI

THE MATCHUP



#23 OREGON DUCKS (6-0)

AP/Coaches: 23/25

Head Coach: Kelly Graves (New Mexico, 1988)

Record at Oregon: 227-111 (11th Season)

Career Div. I Record: 609-273 (28th Season)



GEORGIA TECH YELLOW JACKETS (4-0)

AP/Coaches: NR/NR

Head Coach: Neil Fortner (Texas, 1982)

Record at Georgia Tech: 92-64 (6th Season)

Career Record: 254-181 (15th Season)



SOUTH DAKOTA STATE JACKRABBITS (3-1)

AP/Coaches: RV/RV

Head Coach: Aaron Johnston (Gustavus Adolphus, 1996)

Record at South Dakota State: 601-192 (4th Season)

Career Record: Same

OPENING TIP

AT A GLANCE

No. 23 Oregon flies west to the islands of Hawai'i for its first games away from Matthew Knight Arena, as the Ducks will meet Georgia Tech and South Dakota State at the Hawai'i North Shore Showcase in Laie, Hawai'i.

The Ducks will face a loaded field at the George Q. Cannon Activities Center, first facing Georgia Tech of the ACC on Monday and defending Summit League champion South Dakota State on Tuesday.

Oregon and Georgia Tech last met in 2009, with the Yellow Jackets owning a 2-0 lead in the all-time series. The Ducks have won the last three matchups with South Dakota State and lead the series 3-2.

LAST TIME OUT

Oregon moved to 6-0 on the season with a 70-68 win over Auburn on Wednesday, getting a 14-point, 11-rebound double-double from Phillipina Kyei. Kyei, who made her first start of the season, led three players in double figures, with Peyton Scott adding 13 and Amina Muhammad finishing with 10.

Still working her way back from injury, Kyei logged her first double-double of the season after turning in 20 a season ago.

The Ducks shot 73 percent in the second quarter, winning the frame 24-15. UO forced Auburn into 20 turnovers, tying a season high, while picking up a season-high-tying 10 steals.

DID YOU KNOW?



DEJA KELLY is the only player in the Big Ten to average at least 10.5 points, 6.5 rebounds and 4.5 assists per game, and one of just 11 players nationally.

NUMBERS TO KNOW

The Ducks feature two of the top eight active scorers in the NCAA: Peyton Scott (seventh) and Deja Kelly (ninth).

9

28.7

Oregon's bench is averaging 28.7 PPG, twice scoring 42 points this season. UO averaged just 9.6 PPG from its bench a season ago.

Oregon is getting an average of 35.0 points per game from seniors, last season UO got just 3.7 PPG from its senior class.

35.0

POSSIBLE STARTERS (BASED ON LAST GAME)



#3 | G
SOFIA BELL



#5 | F
AMINA MUHAMMAD



#10 | G
PEYTON SCOTT



#15 | C
PHILLIPINA KYEI



#25 | G
DEJA KELLY



NUMERICAL ROSTER

No	Name	Pos	Ht.	Cl.	Hometown (High School/Previous School)
1	Alexis Whitfield	F	6-2	Gr.	West Hills, Calif. (Chaminade College Prep/UC Santa Barbara)
2	Katie Fiso	G	5-11	Fr.	Seattle, Wash.. (Garfield H.S.)
3	Sofia Bell	G	6-1	So.	Portland, Ore. (Jesuit H.S.)
4	Nani Falatea	G	5-9	R-Jr.	Salt Lake City, Utah (Herriman H.S./BYU)
5	Amina Muhammad	F	6-4	Jr.	DeSoto, Texas (DeSoto H.S./Texas)
8	Elisa Mevius	G	5-10	Jr.	Rendsburg, Germany (Theo-Koch School/Siena)
10	Peyton Scott	G	5-8	Gr.	Lynchburg, Ohio (Lynchburg-Clay H.S./Miami (Ohio))
11	Sammie Wagner	G/F	6-1	R-So.	San Antonio, Texas (Ronald Reagan H.S.)
12	Salimatou Kourouma	F	5-11	Gr.	Kati, Mali (Life Prep Academy (Kan.)/Arizona)
13	Filippa Tilliander	F	6-1	So.	Malmö, Sweden (Norrköping Dolphins)
14	Ari Long	G	6-0	So.	Morena Valley, Calif. (Valley View H.S./Washington)
15	Phillipina Kyei	C	6-8	Sr.	Calgary, Alberta (Crestwood Prep)
23	Sarah Rambus	F	6-3	So.	Flint, Mich (IMG Academy (Fla.))
25	Deja Kelly	G	5-8	Gr.	Duncanville, Texas (Duncanville H.S./North Carolina)
35	Ehis Etute	F	6-0	Fr.	Dudelange, Luxembourg (T71 Dudelange)

COACHING STAFF

Name	Position	UO Experience	Alma Mater
Kelly Graves	Head Coach	11th Season	New Mexico, 1988
» Oregon Record: 227-111 (102-76 Conference) Collegiate Record (31st season): 654-293 Div. I Record (28th season): 609-273			
Jodie Berry	Associate Head Coach	11th Season	Western Washington, 2002
Jerise Freeman	Assistant Coach	1st Season	Pacific, 2007
Tre Simmons	Assistant Coach	2nd Season	Washington, 2005
Lisa O'Meara	Dir. of Creativity/Assistant Coach	2nd Season	Oregon Tech, 2011
Oti Gildon	Dir. of Player Dev./Assistant Coach	2nd Season	Oregon, 2019

ROSTER BREAKDOWN

BY CLASS

Graduate Students (4)

Kelly, Kourouma, Scott, Whitfield

Seniors (1)

Kyei

Juniors (3)

Falatea, Mevius, Muhammad

Sophomores (5)

Bell, Long, Rambus, Tilliander, Wagner

Freshmen (2)

Etute, Fiso

BY POSITION

Guards (8)

Bell

Falatea

Fiso

Kelly

Long

Mevius

Scott

Wagner

Forwards (7)

Etute

Kourouma

Kyei

Muhammad

Rambus

Tilliander

Whitfield

BY HOME STATE / COUNTRY

Texas (3): Kelly, Muhammad, Wagner

California (2): Long, Whitfield

Canada (1): Kyei

Germany (1): Mevius

Luxembourg (1): Etute

Mali (1): Kourouma

Michigan (1): Rambus

Ohio (1): Scott

Oregon (1): Bell

Sweden (1): Tilliander

Utah (1): Falatea

Washington (1): Fiso

ALPHABETICAL ROSTER

No	Name	Position
3	Sofia Bell	Guard
35	Ehis Etute	Forward
4	Nani Falatea	Guard
2	Katie Fiso	Guard
25	Deja Kelly	Guard
12	Salimatou Kourouma	Forward
15	Phillipina Kyei	Center
14	Ari Long	Guard
8	Elisa Mevius	Guard
5	Amina Muhammad	Forward
23	Sarah Rambus	Forward
10	Peyton Scott	Guard
13	Filippa Tilliander	Forward
11	Sammie Wagner	Guard/Forward
1	Alexis Whitfield	Forward

SUPPORT STAFF

Name	Position
Brielle Moseley	Director of Operations
Erica Bellamy	Athletic Trainer
Kaelin Jackson	Strength and Conditioning Coach
Illya Lebow	Administrative Assistant
Christopher Brown	Assistant Director of Communications

PRONUNCIATION GUIDE

Name	Pronunciation
Ehis Etute	uh-HEESE / eh-TOO-tay
Nani Falatea	NAW-knee / fall-uh-TAY-uh
Katie Fiso	FEE-soh
Deja Kelly	DAY-zjuh
Salimatou Kourouma	sah-lee-MAH-too / KOO-roo-mah
Phillipina Kyei	FILL-uh-pee-nuh / chay
Elisa Mevius	eh-LEEZ-uh / MEE-vee-us
Amina Muhammad	uh-MEE-nuh
Filippa Tilliander	fuh-LEE-puh / TILL-ee-ANN-der





2024-25 OVERALL STATS



2024-25 Oregon Women's Basketball
Combined Team Statistics
All games

Page 1/1
as of Nov 21, 2024

Game Records

Record	Overall	Home	Away	Neutral
ALL GAMES	6-0	6-0	0-0	0-0
CONFERENCE	0-0	0-0	0-0	0-0
NON-CONFERENCE	6-0	6-0	0-0	0-0

Score by Periods

Team	1st	2nd	3rd	4th	OT	TOT
Oregon	97	121	122	111	0	451
Opponents	66	65	99	122	0	352

Team Box Score

No.	Player	Total			3-Point		F-Throw		Rebounds				PF DQ A TO BLK STL PTS AVG									
		GP-GS	MIN	AVG	FG-FGA	FG%	3FG-3FGA	3FG%	FT-FTA	FT%	OFF	DEF	TOT	AVG	PF	DQ	A	TO	BLK	STL	PTS	AVG
10	SCOTT, Peyton	6-6	138:23	23.1	25-48	.521	6-16	.375	12-14	.857	3	9	12	2.0	8	0	13	15	0	3	68	11.3
25	KELLY, Deja	6-6	185:32	30.9	25-70	.357	4-17	.235	11-16	.688	4	35	39	6.5	10	0	28	12	0	10	65	10.8
8	MEVIUS, Elisa	6-0	118:50	19.8	19-36	.528	9-18	.500	7-8	.875	9	20	29	4.8	11	0	16	11	0	9	54	9.0
5	MUHAMMAD, Amina	6-6	127:47	21.3	20-33	.606	0-0	.000	11-22	.500	16	17	33	5.5	17	1	8	8	1	9	51	8.5
1	WHITFIELD, Alexis	6-5	141:08	23.5	22-44	.500	2-6	.333	1-2	.500	3	20	23	3.8	14	0	9	9	2	8	47	7.8
4	FALATEA, Nani	6-0	92:22	15.4	13-28	.464	7-16	.438	6-10	.600	1	5	6	1.0	3	0	7	3	1	3	39	6.5
3	BELL, Sofia	6-6	141:31	23.6	10-32	.313	10-30	.333	6-8	.750	2	9	11	1.8	9	0	4	6	0	6	36	6.0
23	RAMBUS, Sarah	6-0	84:05	14.0	12-22	.545	0-0	.000	8-11	.727	2	12	14	2.3	16	0	4	12	4	2	32	5.3
15	KYEI, Phillipina	6-1	74:14	12.4	12-24	.500	0-0	.000	6-10	.600	10	17	27	4.5	7	0	5	5	5	2	30	5.0
14	LONG, Ari	4-0	31:27	7.9	5-12	.417	2-9	.222	1-2	.500	2	9	11	2.8	5	0	1	0	0	1	13	3.3
11	WAGNER, Sammie	3-0	12:15	4.1	2-3	.667	2-3	.667	0-0	.000	0	3	3	1.0	1	0	0	0	0	1	6	2.0
2	FISO, Katie	5-0	49:36	9.9	5-18	.278	0-5	.000	0-0	.000	2	6	8	1.6	6	0	4	3	1	0	10	2.0
13	TILLIANDER, Filippa	2-0	02:50	1.4	0-0	.000	0-0	.000	0-0	.000	0	1	1	0.5	0	0	0	0	0	0	0	0.0
Team											14	9	23									
Total		6	1200		170-370	.459	42-120	.350	69-103	.670	68	172	240	40.0	107	1	99	84	14	54	451	75.2
Opponents		6	1202		130-341	.381	30-105	.286	62-92	.674	52	140	192	32.0	105	1	67	101	10	42	352	58.7

Team Statistics

	OREGON	OPP
Scoring	451	352
Points per game	75.2	58.7
Scoring margin	+16.5	-
Field goals-att	170-370	130-341
Field goal pct	.459	.381
3 point fg-att	42-120	30-105
3-point FG pct	.350	.286
3-pt FG made per game	7.0	5.0
Free throws-att	69-103	62-92
Free throw pct	.670	.674
F-Throws made per game	11.5	10.3
Rebounds	240	192
Rebounds per game	40.0	32.0
Rebounding margin	+8.0	-
Assists	99	67
Assists per game	16.5	11.2
Turnovers	84	101
Turnovers per game	14.0	16.8
Turnover margin	+2.8	-
Assist/turnover ratio	1.2	0.7
Steals	54	42
Steals per game	9.0	7.0
Blocks	14	10
Blocks per game	2.3	1.7
Winning streak	6	-
Home win streak	6	-
Attendance	29416	0
Home games-Avg/Game	6-4903	0-0
Neutral site-Avg/Game	-	0-0

Team Results

Date	Opponent		Score	Att.
11/04/2024	California Baptist	W	93-63	4141
11/06/2024	Nevada	W	76-58	4253
11/10/2024	Baylor	W	76-74	6372
11/12/2024	North Texas	W	66-35	5065
11/18/2024	Grand Canyon	W	70-54	4518
11/20/2024	Auburn	W	70-68	5067



LAST TIME OUT: BOX SCORE vs. AUBURN



Official Basketball Box Score - Final

Auburn at Oregon

11/20/24 Matthew Knight Arena, Eugene, Ore.
2024-25 Women's Basketball

Game Time: 6:00 PM
Game Duration: 2:02
Attendance: 5,067

Officials: Felicia Grinter, Lisa Jones, Roy Gulbeyan

Auburn - 68

Record: 3-1

NO.	Name	Min	FG			Rebounds			Fouls		TP	AS	TO	ST	Blocks		+/-
			M-A	M-A	M-A	OR	DR	TOT	PF	FD					BS	BA	
1	Celia Sumbane	F 18:36	2-2	0-0	0-0	4	1	5	3	0	4	2	2	1	0	0	7
5	DeYona Gaston	F 23:46	5-10	0-0	4-4	5	1	6	4	5	14	0	3	2	3	0	6
14	Taylen Collins	F 28:20	1-5	0-0	0-0	2	4	6	4	1	2	1	2	0	1	0	-1
0	Taliah Scott	G 35:16	9-22	7-14	3-3	0	4	4	4	5	28	2	2	3	1	0	-2
12	Mar'shaun Bostic	G 36:33	3-10	0-0	1-2	1	4	5	3	4	7	5	9	2	0	1	1
4	Kaitlyn Duhon	23:09	3-4	1-2	0-0	0	0	0	2	1	7	1	1	0	1	0	-8
20	Oyindamola Akinbolawa	12:33	1-3	0-0	0-0	0	1	1	0	0	2	0	1	1	0	0	-14
2	Jordan Hunter	02:06	0-1	0-0	0-0	0	0	0	0	0	0	0	0	0	0	0	-3
32	Timya Thurman	10:09	0-1	0-0	1-2	0	1	1	1	1	1	0	0	1	0	0	1
21	Audia Young	09:33	0-1	0-1	3-4	0	0	0	1	1	3	0	0	0	0	0	3
Team						2	2	4			0		0				
Totals			24-59	8-17	12-15	14	18	32	22	18	68	11	20	10	6	1	-2

Shooting By Period		
1 st	FG%	4-11 36.4%
	3PT%	1-2 50.0%
	FT%	3-3 100%
2 nd	FG%	6-17 35.3%
	3PT%	2-4 50.0%
	FT%	1-1 100%
3 rd	FG%	5-12 41.7%
	3PT%	2-3 66.7%
	FT%	5-8 62.5%
4 th	FG%	9-19 47.4%
	3PT%	3-8 37.5%
	FT%	3-3 100%
GM	FG%	24-59 40.7%
	3PT%	8-17 47.1%
	FT%	12-15 80.0%

Technical Fouls::NONE

Dead Ball Rebounds: 0, 0

Oregon - 70

Record: 6-0

NO.	Name	Min	FG			Rebounds			Fouls		TP	AS	TO	ST	Blocks		+/-
			M-A	M-A	M-A	OR	DR	TOT	PF	FD					BS	BA	
5	Amina Muhammad	F 25:40	5-7	0-0	0-2	4	1	5	3	3	10	2	0	1	0	2	-1
15	Phillipina Kyei	C 21:37	5-9	0-0	4-6	5	6	11	3	4	14	0	2	0	1	1	0
3	Sofia Bell	G 28:48	2-4	2-4	0-0	0	2	2	1	0	6	0	1	2	0	0	11
10	Peyton Scott	G 24:54	6-11	0-2	1-2	1	2	3	1	2	13	2	5	1	0	1	10
25	Deja Kelly	G 36:02	3-12	0-1	1-2	0	5	5	1	5	7	6	2	3	0	1	2
1	Alexis Whitfield	14:03	1-7	0-0	0-0	0	1	1	4	0	2	0	1	1	0	1	2
8	Elisa Mevius	17:10	4-5	0-0	1-1	1	3	4	2	3	9	1	3	1	0	0	-11
4	Nani Falatea	14:03	1-3	0-1	2-4	0	0	0	1	3	4	1	2	1	0	0	-7
23	Sarah Rambus	17:43	1-1	0-0	3-4	0	2	2	3	2	5	1	3	0	0	0	4
Team						7	2	9			0		0				
Totals			28-59	2-8	12-21	18	24	42	19	22	70	13	19	10	1	6	2

Shooting By Period		
1 st	FG%	4-13 30.8%
	3PT%	0-0 0.0%
	FT%	1-2 50%
2 nd	FG%	11-15 73.3%
	3PT%	0-3 0.0%
	FT%	2-3 66.7%
3 rd	FG%	5-16 31.3%
	3PT%	0-2 0.0%
	FT%	7-12 58.3%
4 th	FG%	8-15 53.3%
	3PT%	2-3 66.7%
	FT%	2-4 50%
GM	FG%	28-59 47.5%
	3PT%	2-8 25.0%
	FT%	12-21 57.1%

Technical Fouls:Scott 3rd5:54

Dead Ball Rebounds: 4, 0

	AUB	ORE
Biggest lead	3 (1 st 9:36)	13 (3 rd 5:54)
Best Scoring Run	9 (4 th 9:13)	9 (2 nd 2:41)
Lead Changes	7	
Times Tied	1	
Time with Lead	08:45	30:51

	AUB	ORE
Points from		
Turnovers	17	19
Paint	28	40
Second Chance	13	13
Fast Breaks	5	17
Bench	13	20

	Period by Period Scoring				
	1st	2nd	3rd	4th	TOT
AUB	12	15	17	24	68
ORE	9	24	17	20	70

**LAST TIME OUT: POSTGAME NOTES vs. AUBURN****#23 OREGON 70, AUBURN 68**

Wednesday, November 20, 2024 » Eugene, Ore. » Matthew Knight Arena

TEAM (6-0)

- » Oregon begins the season 6-0 for the first time since 2020-21 (started season 8-0).
- » Fifth time under head coach Kelly Graves Oregon starts a season 6-0 or better.
- » The Ducks are now 1-2 all-time against Auburn, with this being the first meeting between the teams since 1990.
- » Oregon is now 8-2 at home against current members of the SEC.
- » The Ducks have won 70 of their last 72 home nonconference games.
- » Graves now has a 127-35 nonconference record while at UO, with a 75-4 record at home against nonconference opponents.
- » UO has won 10 straight home games against nonconference opponents.
- » As a ranked team, Oregon is 72-10 at Matthew Knight Arena.
- » Recorded double-digit steals (10) for the third time this season.
- » Forced a season-high-tying 20 turnovers.
- » Scored at least 70 points in five of six games this season and have held five of six opponents below 70 points.
- » Outrebounded its opponent for the sixth straight game (42-32).
- » Owned a 40-28 edge in points in the paint and 17-5 lead in fast break points.

#3 G SOFIA BELL (6 PTS, 2 REB, 2-4 FG, 2-4 3PT)

- » Fourth straight game with a 3-pointer and fourth game this season with multiple 3-pointers.
- » Accounted for the only two 3-pointers made by the Ducks in the game, both coming in the second half.

#5 F AMINA MUHAMMAD (10 PTS, 5 REB, 2 AST, 5-7 FG)

- » Third game scoring in double figures this season.
- » Matched season high for assists, last vs California Baptist.

#8 G ELISA MEVIUS (9 PTS, 4 REB, 1 STL, 4-5 FG)

- » Led bench players in scoring.
- » Converted an and-1 with 27 seconds remaining to put the Ducks up six points (69-63).

#10 G PEYTON SCOTT (13 PTS, 3 REB, 2 AST, 6-11 FG, 1-2 FT)

- » 99th career game scoring in double figures and fourth this season (leads team).
- » Just 59 points away from 2,000 for her career (entered game as the No. 8 scorer among active players).

#15 C PHILLIPINA KYEI (14 PTS, 11 REB, 5-9 FG, 4-6 FT)

- » Set a season high for both points and rebounds, leading team in points for the first time this season.
- » First double-double of the season, the 29th of her career standing alone at No. 9 in UO history.
- » Kyei needs just 221 points and 128 rebounds to become the sixth Duck to join the 1,000-point, 1,000-rebound club.
- » Now with 872 career rebounds, she is alone at No. 8 in Oregon history (21 away from seventh).

#25 G DEJA KELLY (7 PTS, 5 REB, 6 AST, 3-12 FG)

- » Eighth straight game with multiple assists, dating back to last season (career-long streak).
- » Matched season-high three steals for the third time (last vs. North Texas).
- » Needs 77 points to reach 2,000 for her career (entered game No. 9 in scoring among active players).



QUICK FACTS

Location: Eugene, Ore.
Enrollment: 24,500
Founded: 1876
Colors: Green and Yellow
Nickname: Ducks
Conference: Pac-12 Conference
University President: Karl Scholz
Director of Athletics: Rob Mullens
Senior Women's Administrator: Valerie Johnson
NCAA Faculty Athletics Representative: Tim Gleason
Arena: Matthew Knight Arena (12,364)
First Season of Competition: 1973-74
All-Time Record: 898-590 (.605)
Matthew Knight Arena Record: 164-68 (.706)
Pac-12 Titles: 5 (98-99, 99-00, 17-18, 18-19, 19-20)
Pac-12 Tournament Titles: 2 (2018, 2020)
Pac-12 Tournament Record: 16-21 (.432)
NCAA Tournament Appearances: 17
NCAA Tournament Record: 17-17 (.500)
NCAA Final Fours: 1 (2019)
NCAA Elite Eights: 3 (2017, 2018, 2019)
NCAA Sweet Sixteens: 4 (2017, 2018, 2019, 2021)
2023-24 Overall Record: 11-21 (.344)
2023-24 Pac-12 Record: 2-16 (.111)
2023-24 Pac-12 Finish: 12th
2023-24 Postseason: N/A
Starters Returning/Lost: 2/3
Letterwinners Returning/Lost: 6/7
Newcomers: 9 (2 freshmen, 7 transfers)

SERIES HISTORY

OREGON vs. GEORGIA TECH

All-Time Series: Georgia Tech leads 2-0
UO at Home: 0-0 | **Away:** 0-1 | **Neutral:** 0-1
Current Streak: Georgia Tech won 2
Last Meeting: Georgia Tech won 87-69 on 12/16/09
Graves vs. Georgia Tech (at Oregon): 0-0

All-Time Meetings

Date	UO/Opp. Rk	Site	Result
12/16/09	NR/#25	Atlanta, Ga.	L, 87-69
12/13/08	NR/NR	Portland, Ore.	L, 74-59

OREGON vs. SOUTH DAKOTA STATE

All-Time Series: Oregon leads 3-2
UO at Home: 1-1 | **Away:** 1-1 | **Neutral:** 1-0
Current Streak: Oregon won 3
Last Meeting: Oregon won 95-56 on 12/8/19
Graves vs. South Dakota State (at Oregon): 3-0

All-Time Meetings

Date	UO/Opp. Rk	Site	Result
12/8/19	#3/NR	Eugene, Ore.	W, 95-56
3/29/19	#7/NR	Portland, Ore.	W, 63-53*
12/12/18	#7/NR	Brookings, S.D.	W, 87-79
11/23/08	NR/NR	Brookings, S.D.	L, 80-63
11/15/07	NR/NR	Eugene, Ore.	L, 67-60

* NCAA Tournament Sweet 16

NOTES

A WIN WOULD...

- » Be the Ducks' first 7-0 start since 2020-21 when they started the season 8-0.
- » Mark the fourth time under head coach Kelly Graves that Oregon started a season 7-0 or better.
- » Give the Ducks their 70th win in their last 72 nonconference home games.
- » Improve Graves' nonconference record to 128-35 while at Oregon.
- » Give Oregon its first win in the all-time series with Georgia Tech.
- » Be the fourth straight win against South Dakota State and give the Ducks a 4-2 lead in the all-time series.
- » Bring UO's record as a ranked team at neutral sites to 44-16.

SCOUTING GEORGIA TECH

Georgia Tech has begun the season 4-0, picking up four home victories to start the year. In its last game, Georgia Tech defeated in-state rival Georgia 83-67, getting 25 points and nine rebounds from Kara Dunn.

Dunn (12.5 PPG) is one of three Yellow Jackets averaging double-digit points, led by 16.5 from Dani Carnegie to go with 10.0 points from Tonie Morgan.

The Yellow Jackets attempt an ACC-high 28.5 3-pointers per game and fourth in made 3-pointers per game (8.8), but rank 14th in the league in 3-point percentage at 30.7.

SCOUTING SOUTH DAKOTA STATE

South Dakota State (3-1) suffered its first loss of the season last Sunday, a 75-71 home loss to then-No. 16 Duke. In the game, Brooklyn Meyer put up 25 points on 9-of-13 shooting to go with five rebounds.

Meyer has led to tied for the team lead in scoring in all four games for the Jackrabbits, and is averaging a team-leading 18.0 points per game while shooting 54.7 percent from the floor. Haleigh Timmer is second at 13.0 points per game and Paige Meyer rounds out three in double figures at 11.3 points a night.

The defending Summit League champions have faced two top-25 teams this season, defeating then-No. 21 Creighton 76-71 on Nov. 8. The Jacks lead their conference in field goal percentage, 3-point percentage, assists per game and assist-to-turnover ratio.

INSIDE THE SERIES

Oregon and Georgia Tech will meet for the first time since the 2009-10 season, when the Yellow Jackets claimed an 87-69 win in Atlanta. All-time, the Ducks are 0-2 against Georgia Tech, including a 74-59 setback in Portland in 2008.

UO and South Dakota State have met five times, with the Ducks winning each of the last matchups. The last time Oregon and SDSU met was when the third-ranked Ducks earned a 95-56 win at Matthew Knight Arena. The teams also met in the 2019 NCAA Tournament in the Sweet 16, with UO advancing behind a 63-53 win in Portland.

CHECKING IN

Following its upset win over then-12th-ranked Baylor on Nov. 10, Oregon found itself at No. 25 in the Associated Press poll for the first time since the week of Jan. 16, 2023 when they were 23rd. In the latest poll (Nov. 18), UO moved up two spots to No. 23, marking the 98th week under head coach Kelly Graves that UO has been in the AP top 25, and 178th week in program history. With its win over Auburn on Wednesday, Oregon is 219-75 (.745) all time and 71-10 (.877) at Matthew Knight Arena. Oregon also cracked into the WBCA Coaches Poll last week, coming in at No. 25 after receiving votes the previous week.

THE MATCHUP

Category	Oregon	GT	SDSU
Overall Record	6-0	4-0	3-1
Scoring Average	75.2	80.8	72.8
Opp. Scoring Average	58.7	51.5	66.5
Scoring Margin	+16.5	+29.3	+6.3
FG Percentage	45.9	45.0	47.8
Opp. FG Percentage	38.1	33.9	42.2
3-point FG Percentage	35.0	30.7	39.7
3-point FGM/Game	7.0	8.8	6.3
FT Percentage	67.0	77.6	65.7
Rebounds/Game	40.0	42.3	38.3
Rebounding Margin	+8.0	+10.3	+5.5
Assists/Game	16.5	20.0	15.0
Turnovers/Game	14.0	13.3	13.8
Turnover Margin	+2.8	+6.8	-3.5
Assist/Turnover Ratio	1.3	1.5	1.1
Steals/Game	9.0	9.8	4.3
Blocks/Game	2.3	4.5	3.5

OREGON ALL-TIME WHEN RANKED

Total Games Ranked	294
As a Top-25 Team	219-75 (.745)
As a Top-10 Team	108-22 (.831)
As a Top-5 Team	50-5 (.909)
As No. 1	6-1 (.857)
As a Top-25 Team Vs. Top-25 Teams	38-30 (.559)
At Home	108-13 (.893)
At Matthew Knight Arena	71-10 (.877)
At McArthur Court	37-3 (.925)
On the Road	67-46 (.593)
Neutral Site	44-16 (.733)

OREGON ALL-TIME VS. RANKED TEAMS

Total Games Vs. Ranked Teams	278
Vs. Top-25 Teams	77-201 (.277)
Vs. Top-10 Teams	24-109 (.180)
Vs. Top-5 Teams	8-52 (.133)
Vs. No. 1	0-6 (.000)
At Home	43-77 (.358)
At Matthew Knight Arena	21-32 (.396)
At McArthur Court	22-48 (.314)
On the Road	18-95 (.159)
Neutral Site	16-29 (.356)



Graduate guard **DEJA KELLY** is more than just a basketball player. The broadcast journalism major has worked as both a sideline reporter and analyst for BIG+ streams during Oregon men's basketball games this season.

NOTES

OFF AND RUNNING

Oregon's new-look roster has shown its depth and talent just six games into the 2024-25 season, jumping out to a 6-0 start for the first time since 2020-21. The Ducks kickstarted their season with a 93-63 win over California Baptist on Nov. 4, with the 93 points and 13 made 3-pointers being higher than any single-game total last season, while the 23 assists and five turnovers matched the single-game bests from 2023-24. It marks the fifth time under head coach Kelly Graves that the Ducks have started a season 6-0 or better, while the six-game winning streak is UO's longest since winning six straight in 2022-23.

- » Twelve Ducks got into the scoring column against CBU, with four reaching double figures, and eight players tallied at least seven points.
- » Eight newcomers combined for 52 points in the season-opening win, led by 14 points from Elisa Mevius.
- » Scott, who suffered a season-ending knee injury in last year's season opener, paced the Ducks with 16 points on 5-of-10 shooting (2-for-5 3PT) against the Lancers and now has four double-figure scoring games after a season-high 17 against Grand Canyon.
- » Senior guard Deja Kelly flirted with a triple-double in the opener with 10 points, eight assists and seven rebounds. The eight assists equaled her career high, which she has now done five times in her career.
- » Kelly scored a game-high 21 points against Nevada, and followed that up with a 20-point, nine-rebound, five-assist performance against Baylor, where she hit the game-tying layup with less than 90 seconds left and set up Mevius for the game-winning lay-in with just 22 seconds left.
- » It marked her 34th career 20-point outing, as she is the first Duck with back-to-back 20-point games since Te-Hina Paopao in 2023 (March 2 and 17).

BIG PHILLI STYLE

Junior center Phillipina Kyei, the tallest player in Oregon history, had a breakout season in 2023-24 in which she finished as the nation's third-leading rebounder at 11.9 rebounds per game. Kyei registered 20 double-doubles in 32 games last season to tie for the Pac-12 lead and tie for No. 7 in the nation. Her 20 double-doubles tied UO legend Sabrina Ionescu in 2019-20 for the sixth-highest total in a single season in program history. Kyei's 29 career double-doubles are currently ninth in Oregon history.

- » Working back from an offseason injury, Kyei got her first start of the season Wednesday against Auburn, turned in her first double-double of the season with 14 points and 11 rebounds (both led team).
- » She scored 10 points and grabbed 11 boards in the second half against the Tigers, with six points coming in the fourth quarter.
- » Kyei needs just 221 points and 128 rebounds to become the sixth Duck to join the 1,000-point, 1,000-rebound club.
- » With 872 career rebounds, she is now alone eighth place on Oregon's career rebounding list, sitting 21 rebounds shy of a tie for seventh place.
- » She has produced two of the top five single-season rebounding seasons in program history and has recorded at least 376 rebounds in each of the last two seasons.
- » Her 381 boards last season rank as the third-most in any season in program history, with her 376 rebounds in 2022-23 tied for fourth with Oregon legend Bev Smith.
- » Kyei is the nation's leading returning rebounder and one of just six players entering 2024-25 to average at least 11.0 rebounds per game last season, while four of the six are now in the Big Ten.
- » Kyei was one of just four players in the country last season to average at least 12.0 points and 11.5 rebounds per game while shooting better than 50.0 percent from the floor - and is one of just two returning in 2024-25 (Macy McGlone).

RECORD WHEN...

6-0 Overall, 0-0 Big Ten

Playing at home	6-0
Playing on the road	0-0
Playing at a neutral site	0-0
Playing AP top-25 opponents	1-0
Playing AP top-10 opponents	0-0
Playing AP top-5 opponents	0-0
Leading at halftime	6-0
Trailing at halftime	0-0
Tied at halftime	0-0
Going to overtime	0-0
Game decided by 1-4 points	2-0
Game decided by 5-9 points	0-0
Game decided by 10-14 points	0-0
Game decided by 15 points or more	4-0
Finishing with a better FG %	6-0
Finishing with a worse FG %	0-0
Shooting 50% or better on FGs	2-0
Shooting under 50% on FGs	4-0
Finishing with a better 3PT FG %	5-0
Finishing with a worse 3PT FG %	1-0
Shooting 40% or better on 3FGs	2-0
Shooting under 40% on 3FGs	4-0
Scoring less than 60 points	0-0
Scoring 60-69 points	1-0
Scoring 70-79 points	4-0
Scoring 80-89 points	0-0
Scoring 90-99 points	1-0
Scoring 100 or more points	0-0
Allowing less than 50 points	1-0
Allowing 50-59 points	2-0
Allowing 60-69 points	2-0
Allowing 70-79 points	1-0
Allowing 80 or more points	0-0
Leading in rebounds	6-0
Trailing in rebounds	0-0
Tied in rebounds	0-0
Leading in assists	5-0
Trailing in assists	0-0
Tied in assists	1-0
Leading in steals	3-0
Trailing in steals	2-0
Tied in steals	2-0
Leading in blocks	4-0
Trailing in blocks	1-0
Tied in blocks	1-0
Committing more turnovers than opponent	2-0
Committing fewer turnovers than opponent	4-0
Committing the same number of turnovers	0-0
Winning/tying on points in the paint	4-0
Losing on points in the paint	2-0
Scoring more bench points than opponent	5-0
Scoring fewer bench points than opponent	1-0
Scoring the same number of bench points	0-0
Scoring more fastbreak points than opponent	5-0
Scoring fewer fastbreak points than opponent	1-0
Scoring the same number of fastbreak points	0-0
A Duck scores 20+ points	2-0
A Duck scores 25+ points	0-0
A Duck scores 30+ points	0-0
A Duck records a double-double	2-0
Wearing white uniforms	4-0
Wearing yellow uniforms	1-0
Wearing green uniforms	0-0
Wearing black uniforms	1-0
Wearing white retro uniforms	0-0
Wearing green retro uniforms	0-0
Wearing white-with-pink uniforms	0-0
In November	6-0
In December	0-0
In January	0-0
In February	0-0
In March	0-0



MILESTONE WATCH

#1 F ALEXIS WHITFIELD

Stat	Milestone	Current
Points	900	816
Rebounds	600	535
Assists	200	146
Blocks	50	47
Steals	100	74

#3 G SOFIA BELL

Stat	Milestone	Current
Points	200	182
Rebounds	100	75
Assists	100	41
Blocks	50	14
Steals	50	34

#4 G NANI FALATEA

Stat	Milestone	Current
Points	700	658
Rebounds	200	183
Assists	200	195
Blocks	50	26
Steals	100	76

#5 F AMINA MUHAMMAD

Stat	Milestone	Current
Points	500	424
Rebounds	400	375
Assists	100	77
Blocks	50	17
Steals	100	67

#8 G ELISA MEVIUS

Stat	Milestone	Current
Points	800	745
Rebounds	400	360
Assists	400	301
Blocks	50	21
Steals	300	215

#10 G PEYTON SCOTT

Stat	Milestone	Current
Points	2,000	1,941
Rebounds	700	641
Assists	400	381
Blocks	50	19
Steals	300	221

#12 F SALIMATOU KOUROUMA

Stat	Milestone	Current
Points	900	863
Rebounds	400	312
Assists	100	44
Blocks	50	36
Steals	100	97

#15 C PHILLIPINA KYEI

Stat	Milestone	Current
Points	800	779
Rebounds	900	872
Assists	150	124
Blocks	150	112
Steals	50	48

#25 G DEJA KELLY

Stat	Milestone	Current
Points	2,000	1,923
Rebounds	500	464
Assists	400	386
Blocks	50	22
Steals	200	158



With 11.9 rebounds per game last season, C **PHILLIPINA KYEI** is the nation's leading returning rebounder, and she is now alone in eighth in Oregon history with 872 rebounds - 21 shy of seventh place in program history.

NOTES

RACE TO 2K

Oregon guards Deja Kelly and Peyton Scott are in a battle to see who will join the 2,000-point club first. Kelly, a graduate transfer from North Carolina, amassed 1,858 career points over four seasons (121 games) while Scott tallied 1,873 points in 112 career games in four years at Miami (Ohio). Scott is now in her sixth collegiate season after receiving a medical hardship waiver due to her season-ending knee injury suffered in the 2023-24 season opener.

- » Scott entered the season No. 7 among active players in career points, while Kelly was next at eighth.
- » As of Friday, Scott now sits in seventh with Kelly 18 points behind in ninth, as each are less than 80 points from joining the 2K club.
- » The duo are the only set of teammates in the top 10 in scoring among active players, and the pair sit as the top two players in the Big Ten in career points.
- » Scott scored a team-high 16 points in UO's opener with California Baptist in just 22 minutes on 10 shots, and added a season-high 17 points in the Ducks' win over Grand Canyon on Monday.
- » Kelly led all players with 21 points against Nevada on 9-of-13 shooting and followed that up with a second 20-point effort in UO's win over Baylor.
- » Scott has totaled 99 career double-digit scoring efforts, with Kelly registering 98 such games.

NCAA'S ACTIVE SCORING LEADERS (as of Nov. 22)

Rank	Player	Total
1.	Katelyn Young, Murray State	2,358
2.	Aneesah Morrow, LSU	2,286
3.	Ayoka Lee, K-State	2,270
4.	Ioanna Krimili, California	2,189
5.	Haley Cavinder, Miami (Fla.)	2,127
6.	Hailey Van Lith, TCU	2,024
7.	Peyton Scott, Oregon	1,941
8.	Georgia Amore, Kentucky	1,930
9.	Deja Kelly, Oregon	1,923
10.	Jewel Spear, Tennessee	1,861

DUCK DEPTH

Oregon's depth, helped by seven transfers among nine newcomers, has keyed the Ducks' 6-0 start this season. Five different players have led (or tied) UO in scoring through six games, including two off the bench in Nani Falatea and Elisa Mevius. The Oregon bench is averaging 28.7 points per game and has a plus-77 point differential in bench points on the season. Last year, UO averaged just 9.6 points a night from its bench and opponents outscored the Ducks' bench by 288 points.

- » Nine players are averaging at least 5.0 points per game, including three bench players, with Mevius leading the bench scoring at 9.0 points per game.
- » The Oregon bench has scored at least 20 points in five of six games, and twice eclipsed the 40-point plateau. Last year, UO's single-game bench high was just 26 points while surpassing 20 points just twice.
- » The Ducks have been led in rebounding by five different players, four of which are newcomers, this season. Deja Kelly is the only player to lead the team in rebounding in multiple games after recording a career-high 11 boards on Monday against GCU.

MEVIUS THE MENACE

Oregon incoming transfer Elisa Mevius was a menace in her two seasons at Siena. The 2024 MAAC Defensive Player of the Year racked up 135 steals last season to set both the Siena and MAAC single-season records, while her 4.5 steals per game ranked No. 2 in the country. She also produced Siena's first-ever triple-double last season with her 16 points, 16 rebounds and 10 assists at Rider on March 7.



Siena transfer **ELISA MEVIUS** won an Olympic gold medal for her native Germany in 3x3 basketball at the 2024 Olympic Games. She was one of five current or former Ducks to appear in the Paris Games over the summer.

NOTES

- » She has been the first player off the bench in four of six games this season, while leading the team in bench minutes four times, while she leads bench players in minutes a game (19.8).
- » Mevius scored the go-ahead layup with 22 seconds left in the Ducks' win over then-12th-ranked Baylor and converted an and-1 against Auburn with 27 second remaining, giving UO a 69-63 lead.
- » Mevius scored 14 points to go with six rebounds, three assists and three steals in 23 minutes off the bench in the season opener vs. California Baptist, playing the most minutes among reserves.
- » With a team-best three steals against Baylor, she now has three or more steals in 39 of her 68 career games played, which is the third-most such games since the start of the 2022-23 season.
- » Against Nevada, she failed to record a steal for the first time in 31 games, snapping a career-long streak, but has registered multiple steals in three games this season.
- » She ranks second among all active players with her career average of 3.2 steals per game.
- » One of just two players in the country last season to average at least 10.0 points, 5.0 rebounds and 4.0 steals a game (Hannah Hidalgo, Notre Dame).

DK DOES IT ALL

Oregon guard Deja Kelly was named to the initial John R. Wooden Award watch list, marking her third preseason watch list this season. Kelly was one of 20 players selected to the Nancy Lieberman Point Guard of the Year Award watch list, her third straight year on the watch list, while also being named one of 50 athletes to the Naismith Player of the Year. As a junior, Kelly was selected to the midseason top-25 watch list for the prestigious Wooden Award.

- » Despite being held scoreless for the first time since her freshman season in 2020-21, Kelly found other ways to impact Monday's game against Grand Canyon. She hauled in a career-high 11 rebounds to go with four assists and a steal.
- » Kelly has multiple assists in all six games this season, with four or more in four contests. Dating back to last season at UNC, she has eight straight games with multiple assists, which is a new career-long stretch.
- » Over her last four games, she has totaled 17 assists against nine turnovers and has a team-leading 2.33 assist-to-turnover ratio on the season.
- » Kelly tied her career high with eight assists, with just one turnover, in her Duck debut against California Baptist.
- » She produced back-to-back 20-point outings against Nevada (21) and Baylor (20) to become the first Duck with consecutive games with 20 or more points since Te-Hina Paopao did so in 2022-23.

DUCK DEFENSE

Oregon has made life difficult for its opponents this season, particularly from the 3-point line. On the season, UO is allowing opponents to shoot just 28.6 percent from beyond the arc, and has allowed just one team to shoot over 30.0 percent (Auburn, 47.3 percent). UO allowed North Texas and Grand Canyon to shoot a combined 7-of-30 over a two-game stretch (Nov. 12-18).

- » Oregon's 28.7 defensive rebounds per game ranks ninth in the Big Ten and 62nd nationally, while its 76.8 percent defensive rebounding rate is 25th-best in the country and third in the conference.
- » The Ducks have held an advantage in rebounding in every game this season and have a plus-48 margin on the season (8.0 per game).
- » UO has shot at a higher efficiency from the field in all six contests and five times from the 3-point line, while trailing for a total of just 21:048 this season.

KYEI CAREER RANKS

OREGON ALL-TIME DOUBLE-DOUBLE RANKINGS

Player	Seasons	Games	D-Ds
4. Sabrina Ionescu	2016-20	142	58
5. Ruthy Hebard	2016-20	144	55
6. Stefanie Kasperski	1986-90	119	49
7. Debbie Sporchich	1990-94	95	40
8. Amanda Johnson	2009-12	114	30
9. Phillipina Kyei	2021-pres.	100	29

OREGON SINGLE-SEASON DOUBLE-DOUBLE RANKINGS

Player	Season(s)	Double-Doubles
3. Bev Smith	1980-81	24
Bev Smith	1979-80	24
5. Jillian Alleyne	20015-16	23
6. Phillipina Kyei	2023-24	20
Sabrina Ionescu	2019-20	20

OREGON SINGLE-SEASON REBOUNDING RANKINGS

Player	Season	Avg.	Rebs
1. Jillian Alleyne	2013-14	16.2	519
2. Jillian Alleyne	2014-15	15.2	455
3. Phillipina Kyei	2023-24	11.9	381
4. Phillipina Kyei	2022-23	10.7	376
Bev Smith	1980-81	11.8	376
6. Jillian Alleyne	2012-13	11.9	370

OREGON CAREER REBOUNDING RANKINGS

Player	Seasons	Avg.	Rebs
7. Amanda Johnson	2009-12	7.8	893
8. Phillipina Kyei	2021-pres.	8.7	872
9. Debbie Sporchich	1990-94	9.1	868
10. Arianne Boyer	1993-97	7.5	850

INCOMING TRANSFERS

Player	Class	2023-24 School
G Nani Falatea	R-Jr.	BYU
G Deja Kelly	Gr.	North Carolina
F Salimatou Kourouma	Gr.	Arizona
G Ari Long	So.	Washington
G Elisa Mevius	Jr.	Siena
F Amina Muhammad	Jr.	Texas
F Alexis Whitfield	Gr.	UC Santa Barbara

BIG TEN SERIES RECORDS

Team	Record	H	A	N	Streak
Illinois	2-1	2-0	0-1	0-0	L1
Indiana	2-0	1-0	0-0	1-0	W2
Iowa	0-1	0-0	0-0	0-1	L1
Maryland	2-0	0-0	0-0	2-0	W2
Michigan	0-0	0-0	0-0	0-0	--
Michigan State	3-1	2-0	0-1	1-0	W1
Minnesota	2-0	1-0	0-0	1-0	W2
Nebraska	1-0	0-0	0-0	1-0	W1
Northwestern	2-1	1-1	1-0	0-0	W2
Ohio State	1-3	0-2	0-0	1-1	L3
Penn State	0-0	0-0	0-0	0-0	--
Purdue	0-0	0-0	0-0	0-0	--
Rutgers	1-2	1-0	0-1	0-1	L2
UCLA	36-43	20-17	13-25	3-1	L4
USC	30-48	19-19	11-29	0-0	L3
Washington	56-54	33-17	19-65	7-5	L2
Wisconsin	1-2	0-1	0-0	1-1	L1



KEEPING TRACK

Double-Figure Scoring Games

Table with columns: Player, 19-20, 20-21, 21-22, 22-23, 23-24, 24-25, Tot. Rows include Peyton Scott, Deja Kelly @, Salimatou Kourouma #, etc.

20-Point Scoring Games

Table with columns: Player, 19-20, 20-21, 21-22, 22-23, 23-24, 24-25, Tot. Rows include Peyton Scott, Deja Kelly @, Salimatou Kourouma #, etc.

30-Point Scoring Games

Table with columns: Player, 19-20, 20-21, 21-22, 22-23, 23-24, 24-25, Tot. Rows include Peyton Scott, Salimatou Kourouma #, Deja Kelly @, etc.

Double-Figure Rebounding Games

Table with columns: Player, 19-20, 20-21, 21-22, 22-23, 23-24, 24-25, Tot. Rows include Phillipina Kyei, Alexis Whitfield *, etc.

Double-Figure Assist Games

Table with columns: Player, 19-20, 20-21, 21-22, 22-23, 23-24, 24-25, Tot. Rows include Elisa Mevius %, Peyton Scott &

Double-Doubles

Table with columns: Player, 19-20, 20-21, 21-22, 22-23, 23-24, 24-25, Tot. Rows include Phillipina Kyei, Peyton Scott &, Alexis Whitfield *, etc.

Triple-Doubles

Table with columns: Player, 19-20, 20-21, 21-22, 22-23, 23-24, 24-25, Tot. Rows include Elisa Mevius %

3+ Steal Games

Table with columns: Player, 19-20, 20-21, 21-22, 22-23, 23-24, 24-25, Tot. Rows include Elisa Mevius %, Peyton Scott &, Deja Kelly @, etc.

3+ Block Games

Table with columns: Player, 19-20, 20-21, 21-22, 22-23, 23-24, 24-25, Tot. Rows include Phillipina Kyei, Salimatou Kourouma #, Alexis Whitfield *, etc.

!-Falatea played 2021-24 at BYU

@-Kelly played 2020-24 at North Carolina

#-Kourouma played 2021-23 at Little Rock; 2023-24 at Arizona

\$-Long played 2023-24 at Washington

%-Mevius played 2022-24 at Siena

^-Muhammad played 2022-24 at Texas

&-Scott played 2019-23 at Miami (Ohio)

*-Whitfield played 2020-22 at Washington; 2022-24 at UC Santa Barbara

STRAIGHT GAMES WITH...

A 3-Pointer

Table with columns: Player, Current Streak, Career Long. Rows include Nani Falatea, Deja Kelly, Peyton Scott, etc.

10+ Points

Table with columns: Player, Current Streak, Career Long. Rows include Peyton Scott, Deja Kelly, Phillipina Kyei, etc.

5+ Rebounds

Table with columns: Player, Current Streak, Career Long. Rows include Phillipina Kyei, Peyton Scott, Alexis Whitfield, etc.

2+ Assists

Table with columns: Player, Current Streak, Career Long. Rows include Nani Falatea, Elisa Mevius, Phillipina Kyei, etc.

1+ Steals

Table with columns: Player, Current Streak, Career Long. Rows include Elisa Mevius, Salimatou Kourouma, Peyton Scott, etc.

OREGON STREAKS

Table with columns: Category, Current Streak. Rows include Overall, Conference, Unranked Teams Anywhere, etc.

NON-CON UNDER GRAVES

Table with columns: Year, Overall, at MKA. Rows include 2024-25, 2023-24, 2022-23, etc.

LED TEAM IN SCORING

Table with columns: Player (incl. ties), 2024-25, UO Career. Rows include Phillipina Kyei, Deja Kelly, Sarah Rambus, etc.



QUARTER HIGHS/LOWS

Most 1st-quarter points

Oregon: 25, California Baptist (11/4/24)
Opp: 14, Nevada (11/6/24)

Fewest 1st-quarter points

Oregon: 9, Auburn (11/20/24)
Opp: 4, North Texas (11/12/24)

Most 2nd-quarter points

Oregon: 28, Nevada (11/6/24)
Opp: 15, 2x, last vs. Auburn (11/20/24)

Fewest 2nd-quarter points

Oregon: 13, North Texas (11/12/24)
Opp: 5, North Texas (11/12/24)

Most 1st-half points

Oregon: 47, California Baptist (11/4/24)
Opp: 27, 3x, last vs. Auburn (11/20/24)

Fewest 1st-half points

Oregon: 27, North Texas (11/12/24)
Opp: 9, North Texas (11/12/24)

Most 3rd-quarter points

Oregon: 27, #12 Baylor (11/10/24)
Opp: 21, #12 Baylor (11/10/24)

Fewest 3rd-quarter points

Oregon: 17, Auburn (11/20/24)
Opp: 12, North Texas (11/12/24)

Most 4th-quarter points

Oregon: 25, California Baptist (11/4/24)
Opp: 26, #12 Baylor (11/10/24)

Fewest 4th-quarter points

Oregon: 12, Nevada (11/6/24)
Opp: 14, North Texas (11/12/24)

Most 2nd-half points

Oregon: 46, California Baptist (11/4/24)
Opp: 47, #12 Baylor (11/10/24)

Fewest 2nd-half points

Oregon: 34, Grand Canyon (11/18/24)
Opp: 26, North Texas (11/12/24)

Most Overtime points

Oregon: N/A
Opp: N/A

Fewest Overtime points

Oregon: N/A
Opp: N/A

POINTS BY CLASS

Game	Fr.	So.	Jr.	Sr.
Calif. Baptist	2	30	23	38
Nevada	4	6	22	44
Baylor	0	8	24	44
North Texas	4	15	24	23
Grand Canyon	0	17	28	25
Auburn	0	11	23	36
Georgia Tech				
South Dakota St.				
Washington State				
USC				
Air Force				
UC Irvine				
Illinois				
Northwestern				
Wisconsin				
Penn State				
Ohio State				
Purdue				
Iowa				
Indiana				
Michigan State				
Michigan				
Maryland				
UCLA				
Washington				
Minnesota				
Nebraska				
Rutgers				
Washington				
BIG Tourn.				
TOTALS	10	87	144	210
PER GAME	1.7	14.5	24.0	35.0

LEADS & DEFICITS

Largest Halftime Lead:
20, California Baptist (11/4/24)

Largest Halftime Lead Blown:
N/A

Largest Halftime Deficit:
N/A

Largest Halftime Deficit Overcome For Win:
N/A

Largest Lead:
32, California Baptist (11/4/24)

Largest Lead Blown:
N/A

Largest Deficit:
5, #12 Baylor (11/14/24)

Largest Deficit Overcome For Win:
5, #12 Baylor (11/14/24)

20-POINT GAMES (2)

DEJA KELLY (2)

No.	Date	Opponent	Stats
1.	Nov. 6	Nevada	21 points (9-13 FG)
2.	Nov. 10	#12 Baylor	20 points (7-17 FG)

DOUBLE-DOUBLES (2)

AMINA MUHAMMAD (1)

No.	Date	Opponent	Stats
1.	Nov. 18	Grand Canyon	11 points, 10 rebounds

PHILLIPINA KYEI (1)

No.	Date	Opponent	Stats
1.	Nov. 20	Auburn	14 points, 11 rebounds

CLUTCH TIME

Free Throws in Last 5 Mins/OT

Player	Season	Percent
Peyton Scott	3-3	100.0%
Deja Kelly	2-2	100.0%
Elisa Mevius	1-1	100.0%
Sarah Rambus	1-2	50.0%
Nani Falatea	1-2	50.0%
Amina Muhammad	1-2	50.0%
Phillipina Kyei	0-1	0.0%
TOTAL	9-13	69.2%



▶ GET TO KNOW COACH

HEAD COACH EXPERIENCE

Oregon Experience	11th Season
Oregon Record	227-111 (102-77 Pac-12/Big Ten)
Collegiate Experience	31st Season
Collegiate Record	654-293
Div. I Experience	28th Season
Div. I Record	609-273
Alma Mater	New Mexico, 1988

OREGON - 2014-PRESENT (227-111)

- » Led the Ducks to three straight Pac-12 regular-season championships (2018, 2019, 2020) and two Pac-12 Tournament titles (2018, 2020).
- » Guided Oregon to the program's first-ever Final Four in 2019 while reaching third straight Elite Eight.
- » Went to back-to-back Elite Eights in 2017 and 2018. UO had never been beyond the second round previously.
- » Oregon's 33 wins in 2017-18 set a new program record, matched again during the Ducks' 2018-19 Final Four run.

GONZAGA - 2000-2014 (316-136)

- » Took the Zags to seven NCAA Tournaments in his 14 years as the head coach, including two Sweet 16 appearances and one Elite Eight.
- » Eight-time WCC Coach of the Year
- » 10-straight WCC titles (2005-14)
- » Went 5-23 in his first season in Spokane, including a 0-14 record in WCC play. Lost just 12 total WCC games in his final 10 seasons.

SAINT MARY'S - 1997-2000 (66-26)

- » Took the head job at Saint Mary's after working as an assistant for four seasons at Portland under Jim Sollars.
- » Took Saint Mary's to its first NCAA Tournament in 1998-99.

BIG BEND CC - 1989-1992 (45-20)

- » Originally took an assistant coach position with the men's team at Big Bend, but was asked to coach the women's team after the previous head coach left.
- » Took a four-win team in his first season to a 23-10 mark in his third and final year.
- » Inducted into the NWAC Hall of Fame.

▶ NUMBERS TO KNOW

609 In 28 seasons as a NCAA Division I head coach, Kelly Graves has racked up **609 total wins**, including 224 in his 11 seasons with the Ducks.

Graves has guided teams to **13 regular-season conference championships**, including three straight Pac-12 regular-season titles with the Ducks (2018-20).

13 Graves has led his teams to **13 NCAA Tournament appearances**, including two Elite Eights (2017, 18) and the 2019 Final Four with the Ducks.

Graves' players have gone on to collect **10 all-American awards**, including three-time winners Sabrina Ionescu (Oregon) and Courtney Vandersloot (Gonzaga).

▶ HEAD COACH KELLY GRAVES



YEAR-BY-YEAR HEAD COACHING RECORD

Year	School	Overall	Conference	Conference Finish	Postseason
2024-25	Oregon	6-0	0-0	--	--
2023-24	Oregon	11-21	2-16	12th	--
2022-23	Oregon	20-15	7-11	T-8th	WNIT Quarterfinals
2021-22	Oregon	20-12	11-6	T-2nd	NCAA First Round
2020-21	Oregon	15-9	10-7	4th	NCAA Sweet Sixteen
2019-20	Oregon	31-2	17-1	1st	<i>No NCAA Tournament due to COVID-19</i>
2018-19	Oregon	31-5*	16-2	1st	NCAA Final Four
2017-18	Oregon	33-5	16-2	1st	NCAA Elite Eight
2016-17	Oregon	23-14	8-10	6th	NCAA Elite Eight
2015-16	Oregon	24-11	9-9	6th	WNIT Final Four
2014-15	Oregon	13-17	6-12	T-9th	-
2013-14	Gonzaga	29-5	16-2	1st	NCAA First Round
2012-13	Gonzaga	27-6	15-1	1st	NCAA First Round
2011-12	Gonzaga	28-6	14-2	1st	NCAA Sweet Sixteen
2010-11	Gonzaga	31-5	14-0	1st	NCAA Elite Eight
2009-10	Gonzaga	29-5	14-0	1st	NCAA Sweet Sixteen
2008-09	Gonzaga	27-7	12-2	1st	NCAA Second Round
2007-08	Gonzaga	25-9	13-1	1st	WNIT Second Round
2006-07	Gonzaga	24-10	13-1	1st	NCAA First Round
2005-06	Gonzaga	16-14	11-3	T-1st	-
2004-05	Gonzaga	28-4	14-0	1st	WNIT Second Round
2003-04	Gonzaga	18-12	10-4	T-2nd	WNIT First Round
2002-03	Gonzaga	18-12	9-5	T-2nd	-
2001-02	Gonzaga	11-18	2-12	8th	-
2000-01	Gonzaga	5-23	0-14	8th	-
1999-00	Saint Mary's	20-10	11-3	2nd	WNIT Second Round
1998-99	Saint Mary's	26-7	10-4	3rd	NCAA First Round
1997-98	Saint Mary's	20-9	9-5	T-3rd	-
TOTALS	28th Season	609-273		13 conference titles	13 NCAA Appearances

* Graves missed Air Force & UC Irvine wins in 2018-19 while on suspension
 Kelly Graves enters his 10th season at the helm of the Oregon women's basketball program in 2023-24. He was named the seventh head coach in program history on April 7, 2014. On March 20, 2019, Graves and UO agreed to terms on a contract extension that will keep him in Eugene through the 2025-26 season.

Graves enters 2023-24 with an overall record of 210-90 during his nine seasons with the Ducks, including an impressive 100-60 mark in conference play. Graves led Oregon to three straight Pac-12 regular-season championships from 2018-20, as well as the Pac-12 Tournament title in both 2018 and 2020. The Ducks reached the Elite Eight for the first time in program history in both 2017 and 2018 before reaching Oregon's first-ever Final Four in 2019. Graves had the Ducks at 31-2 overall and in position for the program's first-ever No. 1 seed in the NCAA Tournament in 2020 before the postseason was cancelled due to the COVID-19 pandemic.

A two-time winner of the John R. Wooden Pac-12 Coach of the Year award, Graves owns a 637-272 overall record in 29 seasons as a collegiate head coach and a 592-252 mark in 26 seasons at the Division-I level.

Graves has coached some of the premier players in the history of women's basketball, including Oregon legend Sabrina Ionescu (2016-20). Ionescu is the only player in NCAA history (women and men) to surpass 2,000 career points, 1,000 career rebounds and 1,000 career assists, and she was the unanimous national player of the year as a senior in 2019-20. Courtney Vandersloot - who played under Graves at Gonzaga - is the only other player in history to reach 2,000 points and 1,000 assists.

Graves' full career bio is available on GoDucks.com.



MATTHEW KNIGHT ARENA (MKA) | 2011 - PRESENT

MKA QUICK FACTS

Construction Began: February 7, 2009
Opened: January 13, 2011 (Oregon Men's Basketball vs. USC)
First WBB Game: January 23, 2011 - Oregon 81, Oregon State 72
Capacity: 12,364
WBB Sellouts: 6
Total Seasons: 14
Winning Seasons (Over .500): 11
Unbeaten Seasons: 1 (2019-20)
Unbeaten Conference Seasons: 1 (2019-20)
All-Time Record: 164-68 (.705)
All-Time Conference Record: 66-56 (.541)
All-Time Nonconference Record: 97-12 (.890)
All-Time When Oregon is Ranked: 72-10 (.878)
All-Time vs. Ranked Teams: 21-32 (.396)
Single-Season Wins Record: 18 (2015-16, 2017-18)
Single-Season Conference Wins Record: 9 (2019-20)
Single-Season Nonconference Wins Record: 13 (2015-16)
Longest Win Streak (Years): 22 (2/24/2019 to 1/1/2021)
Longest Conference Win Streak (Dates): 13 (2/24/2019 to 1/1/2021)
Longest Nonconference Win Streak (Dates): 44 (12/29/2014 to 11/14/2021)

KILKENNY FLOOR & MATT LOGO

- » The court at Matthew Knight Arena has a fresh new look for Oregon's first season in the Big Ten Conference.
- » Highlighting the new Kilknenny Court surface are a more prominent 'O' logo at center court, a reimagining of the tree design reminding opponents they're playing "Deep in the Woods" when they come to Eugene, and other touches conceptualized by the design team at Van Horne Brands.
- » Floor design and concept is a nod to the Tall Firs, the nickname of Oregon's 1939 national championship winning men's basketball team, and three logos on the floor are an homage to the family of former Oregon athletic director Pat Kilkenney.
- » More than 270 photos of trees from around the Northwest were taken to incorporate in the design, reinforcing the deep roots of the university in the region.
- » The Killkenney Court mark at each end includes a new image blending a shamrock with the Duck foot, honoring the "Lucky Duck" charitable foundation started in 2005 by Stephanie and Pat Kilkenney.
- » The unique logo, located near the sideline on each half, spells out "MATT" in a toothy grin reminiscing Matthew Knight - the late son of Nike founder Phil Knight - as a child.
- » The surface incorporates a tribute to the arena's namesake, who passed away in 2004. Near each baseline are images of Ducks flying in a "missing man" formation, with a gap in the flying-V formation to symbolize the legacy and memory of Matthew Knight.

NUMBERS TO KNOW

164

Oregon is **164-68 all-time** in Matthew Knight Arena (15th season), opening the arena's history with an 81-72 win over Oregon State on 1/23/11.

The Ducks are an incredible **97-21 over the last eight seasons** in Matthew Knight Arena, outscoring opponents by 21.1 points per game during that stretch.

97

15-0

Oregon went **undefeated at home in 2019-20** for the first time since 1985-86 and just the fifth time ever, setting a program record for consecutive home wins in a season (previous: 14, 1998-99).

Oregon is averaging **78.1 PPG** in Matthew Knight Arena since head coach Kelly Graves arrived in 2014-15, the most of any Pac-12 team in home games over that stretch.

78.1

13-0

Oregon is **13-0 in MKA when drawing a crowd of 10,000 or more**. The Ducks are averaging 87.3 PPG while outscoring opponents by 31.9 PPG in those contests.

The Ducks have gone **42-19 in conference home games over the last seven seasons**, raising their all-time Pac-12 record in MKA to 66-56.

42

10,852

Oregon's **average home attendance of 10,852 in 2019-20** ranked second in the nation and broke the program record for the second year in a row.

Women's basketball has hosted **sellout crowds six times in MKA's history**, reaching capacity an astounding four times in 2019-20 alone.

6

7,395

The Ducks led the Pac-12 in average attendance over the last six seasons, with an **average of 7,395 fans** coming through the turnstiles at Matthew Knight Arena each game since the 2018-19 season.





THE LAST TIME...

TEAM

SCORING

Table with 2 columns: Statistic and Date/Opponent. Includes rows for 'Scored 100+ points', 'Scored 110+ points', 'Scored 120+ points', etc.

SHOOTING

Table with 2 columns: Statistic and Date/Opponent. Includes rows for 'Shot 60%+ on FGs', 'Shot 50%+ on 3FGs', 'Shot 60%+ on 3FGs', etc.

REBOUNDING

Table with 2 columns: Statistic and Date/Opponent. Includes rows for 'Grabbed 50 or more rebs', 'Grabbed 25 or less rebs', 'Held a team to 20 or less rebs', etc.

DEFENSE

Table with 2 columns: Statistic and Date/Opponent. Includes rows for 'Held Team Under 30% FGs', 'Held Team Under 25% FGs', 'Held a team under 10% 3FG', etc.

MISCELLANEOUS

Table with 2 columns: Statistic and Date/Opponent. Includes rows for 'Went to overtime', 'Went to double overtime', 'Had 3+ double-doubles in a game', etc.

INDIVIDUAL

SCORING

Table with 2 columns: Statistic and Player/Date/Opponent. Includes rows for 'Scored 20+ Points', 'Scored 25+ Points', 'Scored 30+ Points', etc.

SHOOTING

Table with 2 columns: Statistic and Player/Date/Opponent. Includes rows for 'Made 10+ Field Goals', 'Made 12+ Field Goals', 'Made 15+ Field Goals', etc.

REBOUNDING

Table with 2 columns: Statistic and Player/Date/Opponent. Includes rows for 'Had 10+ Rebounds', 'Had 12+ Rebounds', 'Had 15+ Rebounds', etc.

ASSISTS

Table with 2 columns: Statistic and Player/Date/Opponent. Includes rows for 'Recorded 8+ Assists', 'Recorded 9+ Assists', 'Recorded 10+ Assists', etc.

DEFENSE

Table with 2 columns: Statistic and Player/Date/Opponent. Includes rows for 'Recorded 5+ Steals', 'Recorded 6+ Steals', 'Recorded 7+ Steals', etc.

MISCELLANEOUS

Table with 2 columns: Statistic and Player/Date/Opponent. Includes rows for 'Recorded a 20-20 performance', 'Recorded a double-double', 'Recorded a triple-double', etc.

& Denotes School Single-Game Record



▶ AP POLL

Nov. 18, 2024

Note: **Bold** denotes Oregon and/or its 2024-25 opponents

Rank	Team	Record	Points
1	South Carolina	4-0	775
2	UConn	3-0	735
3	USC	4-0	700
4	Texas	3-0	662
5	UCLA	4-0	653
6	Notre Dame	4-0	646
7	LSU	4-0	566
8	Iowa State	4-0	549
9	Oklahoma	3-0	523
10	Kansas State	3-0	486
11	Maryland	5-0	476
12	Ohio State	3-0	417
13	West Virginia	4-0	387
14	Duke	4-1	321
15	Kentucky	4-0	292
16	North Carolina	3-1	285
17	Ole Miss	2-1	237
18	Baylor	3-1	194
19	TCU	4-0	182
20	NC State	2-2	177
21	Nebraska	4-0	164
22	Illinois	3-0	129
23	Oregon	4-0	122
24	Alabama	6-0	120
25	Louisville	2-2	96

Others receiving votes: Iowa 88, Michigan 38, Michigan State 15, Vanderbilt 14, Stanford 9, Florida State 5, Miami 4, Tennessee 3, South Dakota State 3, Richmond 2.

▶ WEEK-BY-WEEK RANKING

Date	AP	Coaches	NET
Preseason	NR	NR	--
Week 1	25	RV	--
Week 2	23	25	--
Week 3			
Week 4			
Week 5			
Week 6			
Week 7			
Week 8			
Week 9			
Week 10			
Week 11			
Week 12			
Week 13			
Week 14			
Week 15			
Week 16			
Week 17			
Week 18			

▶ WBCA COACHES POLL

Nov. 19, 2024

Note: **Bold** denotes Oregon and/or its 2024-25 opponents

Rank	Team	Record	Points
1	South Carolina	4-0	747
2	UConn	3-0	716
3	USC	4-0	684
4	Texas	3-0	656
5	Notre Dame	4-0	630
6	UCLA	4-0	600
7	LSU	5-0	556
8	Iowa State	4-0	535
9	Oklahoma	3-0	517
10	Kansas State	4-0	477
11	Ohio State	3-0	425
12	West Virginia	4-0	411
13	Maryland	5-0	401
14	Duke	4-1	325
15	North Carolina	3-1	277
16	Kentucky	5-0	272
17	Baylor	3-1	251
18	NC State	2-2	247
19	Nebraska	4-0	183
20	Ole Miss	3-1	145
21	Alabama	6-0	138
22	Louisville	2-2	113
23	Illinois	4-0	110
24	TCU	4-0	92
25	Oregon	5-0	66

Others receiving votes: Iowa 33, Tennessee 32, South Dakota State 22, Mississippi State 14, Stanford 13, Penn State 10, Auburn 7, Michigan State 6, Middle Tennessee 3, Richmond 2, Creighton 2, Saint Joseph's 1, Fairfield 1, Michigan 1.

▶ NONCON OPPONENT RECORDS

Team	AP/Coaches	Overall	Conf.
California Baptist*	NR/NR	28-4	18-2
Nevada	NR/NR	16-16	10-8
Baylor*	18/17	26-8	12-6
North Texas#	NR/NR	23-9	13-5
Grand Canyon	NR/NR	24-8	16-4
Auburn*	NR/RV	20-12	8-8
Georgia Tech#	NR/NR	17-16	7-11
South Dakota State*	RV/RV	27-6	16-0
Washington State#	NR/NR	21-15	7-11
Air Force	NR/NR	15-17	8-10
UC Irvine*	NR/NR	23-9	15-4

* Qualified for 2024 NCAA Tournament

Qualified for 2024 WBIT

▶ RANKED WINS UNDER GRAVES

#	Date	Opponent	UO Rank	Score
1.	3/1/15	#19 Stanford	NR	62-55
2.	11/15/15	at #22 North Carolina	NR	79-77
3.	2/7/16	at #24 Washington	NR	75-63
4.	11/22/16	#24 Michigan State	NR	88-55
5.	1/8/17	at #20 California	NR	69-66
6.	2/10/17	#15 UCLA	NR	84-75
7.	3/3/17	#11 Washington *	NR	70-69
8.	3/20/17	at #9 Duke %	NR	74-65
9.	3/25/17	vs. #4 Maryland %	NR	77-63
10.	11/16/17	at #19 Texas A&M	#10	83-68
11.	12/21/17	vs. #19 Texas A&M	#10	84-62
12.	1/7/18	at #14 UCLA	#9	70-61
13.	1/14/18	#18 Arizona State	#8	74-64
14.	1/21/18	#18 Oregon State	#7	75-63
15.	2/2/18	#25 California	#6	91-54
16.	2/19/18	#10 UCLA (OT)	#8	101-94
17.	3/3/18	vs. #9 UCLA *	#6	65-62
18.	3/4/18	vs. #16 Stanford *	#6	77-57
19.	11/10/18	#18 Syracuse	#3	75-73
20.	12/18/18	#4 Mississippi State	#7	82-74
21.	1/18/19	#19 Arizona State	#5	77-71
22.	2/1/19	#14 Utah	#4	87-65
23.	2/10/19	at #11 Stanford	#3	88-48
24.	2/15/19	#9 Oregon State	#3	77-68
25.	3/3/19	#21 Arizona State	#6	66-59
26.	3/9/19	#25 UCLA *	#6	88-83
27.	3/31/19	#4 Mississippi State %	#7	88-84
28.	11/24/19	at #17 Syracuse	#1	81-64
29.	1/12/20	at #18 Arizona	#2	71-64
30.	1/16/20	#3 Stanford	#6	87-55
31.	1/24/20	#7 Oregon State	#4	76-64
32.	1/26/20	at #7 Oregon State	#4	66-57
33.	2/3/20	at #4 UConn	#3	74-56
34.	2/7/20	#12 Arizona	#3	85-52
35.	2/9/20	#19 Arizona State	#3	79-48
36.	2/14/20	at #7 UCLA	#3	80-66
37.	2/24/20	at #4 Stanford	#3	74-66
38.	3/7/20	vs. #13 Arizona *	#3	88-70
39.	3/8/20	vs. #7 Stanford *	#3	89-56
40.	12/13/20	at #15 Oregon State	#8	79-59
41.	3/24/21	vs. #10 Georgia %	#23	57-50
42.	1/15/22	#7 Arizona	NR	68-66
43.	1/17/22	#9 UConn	RV	72-59
44.	12/20/22	vs. #17 Arkansas	#16	85-78
45.	2/23/23	#14 Arizona	NR	73-59
46.	11/10/24	#12 Baylor	NR	76-74

* Pac-12 Tournament % NCAA Tournament



GAME-BY-GAME STARTERS

Date	Opponent	G	G	G/F	G/F	F/C	1st Off Bench
Nov. 4	California Baptist	Deja Kelly	Peyton Scott	Sofia Bell	Alexis Whitfield	Amina Muhammad	Mevius/Rambus
Nov. 6	Nevada	Deja Kelly	Peyton Scott	Sofia Bell	Alexis Whitfield	Amina Muhammad	Mevius/Rambus
Nov. 10	#12 Baylor	Deja Kelly	Peyton Scott	Sofia Bell	Alexis Whitfield	Amina Muhammad	Kyei/Mevius
Nov. 12	North Texas	Deja Kelly	Peyton Scott	Sofia Bell	Alexis Whitfield	Amina Muhammad	Sarah Rambus
Nov. 18	Grand Canyon	Deja Kelly	Peyton Scott	Sofia Bell	Alexis Whitfield	Amina Muhammad	Falatea/Mevius
Nov. 20	Auburn	Deja Kelly	Peyton Scott	Sofia Bell	Amina Muhammad	Phillipina Kyei	Alexis Whitfield
Nov. 25	vs. South Dakota State						
Nov. 26	vs. Georgia Tech						
Dec. 4	Washington State						
Dec. 7	USC						
Dec. 17	Air Force						
Dec. 19	UC Irvine						
Dec. 28	at Illinois						
Dec. 31	at Northwestern						
Jan. 4	Wisconsin						
Jan. 9	at Penn State						
Jan. 12	at Ohio State						
Jan. 15	Purdue						
Jan. 19	Iowa						
Jan. 24	Indiana						
Jan. 30	at Michigan State						
Feb. 2	at Michigan						
Feb. 6	Maryland						
Feb. 9	UCLA						
Feb. 12	Washington						
Feb. 16	at Minnesota						
Feb. 19	at Nebraska						
Feb. 23	Rutgers						
March 2	Washington						

GAME-BY-GAME LEADERS

Date	Opponent	Points	Rebounds	Assists	Steals	Blocks	Result
Nov. 4	California Baptist	Peyton Scott (16)	Alexis Whitfield (8)	Deja Kelly (8)	Mevius/Muhammad (3)	Phillipina Kyei (1)	W, 93-63
Nov. 6	Nevada	Deja Kelly (21)	Amina Muhammad (7)	Kelly/Scott (3)	Amina Muhammad (4)	Phillipina Kyei (2)	W, 76-58
Nov. 10	#12 Baylor	Deja Kelly (20)	Deja Kelly (9)	Elisa Mevius (6)	Kelly/Mevius (3)	Kyei/Rambus (1)	W, 76-74
Nov. 12	North Texas	Falatea/Mevius (11)	Elisa Mevius (7)	Peyton Scott (4)	Deja Kelly (3)	Sarah Rambus (2)	W, 66-35
Nov. 18	Grand Canyon	Peyton Scott (17)	Deja Kelly (11)	Deja Kelly (4)	Alexis Whitfield (2)	Alexis Whitfield (2)	W, 70-54
Nov. 20	Auburn	Phillipina Kyei (14)	Phillipina Kyei (11)	Deja Kelly (6)	Deja Kelly (3)	Phillipina Kyei (1)	W, 70-68
Nov. 25	vs. South Dakota State						
Nov. 26	vs. Georgia Tech						
Dec. 4	Washington State						
Dec. 7	USC						
Dec. 17	Air Force						
Dec. 19	UC Irvine						
Dec. 28	at Illinois						
Dec. 31	at Northwestern						
Jan. 4	Wisconsin						
Jan. 9	at Penn State						
Jan. 12	at Ohio State						
Jan. 15	Purdue						
Jan. 19	Iowa						
Jan. 24	Indiana						
Jan. 30	at Michigan State						
Feb. 2	at Michigan						
Feb. 6	Maryland						
Feb. 9	UCLA						
Feb. 12	Washington						
Feb. 16	at Minnesota						
Feb. 19	at Nebraska						
Feb. 23	Rutgers						
March 2	Washington						



LEADS AND DEFICITS

Date	Opponent	Largest Lead	Largest Deficit	Time Led	Time Trailed	Time Tied	Result
Nov. 4	California Baptist	32 (4th, 1:07)	0 (1st, 10:00)	39:27	0:00	0:33	W, 93-63
Nov. 6	Nevada	25 (3rd, 1:24)	2 (1st, 2:07)	33:46	2:56	3:18	W, 76-58
Nov. 10	#12 Baylor	16 (3rd, 0:44)	5 (2nd, 6:55)	32:25	5:01	2:34	W., 76-74
Nov. 12	North Texas	31 (4th, 5:50)	2 (1st, 9:22)	35:44	3:38	0:38	W, 66-35
Nov. 18	Grand Canyon	23 (4th, 8:49)	2 (1st, 8:10)	37:21	1:28	1:11	W, 70-54
Nov. 20	Auburn	13 (3rd, 5:54)	3 (1st, 9:36)	30:51	8:45	0:24	W, 70-68
Nov. 25	vs. South Dakota State						
Nov. 26	vs. Georgia Tech						
Dec. 4	Washington State						
Dec. 7	USC						
Dec. 17	Air Force						
Dec. 19	UC Irvine						
Dec. 28	at Illinois						
Dec. 31	at Northwestern						
Jan. 4	Wisconsin						
Jan. 9	at Penn State						
Jan. 12	at Ohio State						
Jan. 15	Purdue						
Jan. 19	Iowa						
Jan. 24	Indiana						
Jan. 30	at Michigan State						
Feb. 2	at Michigan						
Feb. 6	Maryland						
Feb. 9	UCLA						
Feb. 12	Washington						
Feb. 16	at Minnesota						
Feb. 19	at Nebraska						
Feb. 23	Rutgers						
March 2	Washington						

SPECIALTY TEAM STATS

Date	Opponent	Result	Points in Paint			Points Off Turnovers			2nd Chance Points			Fast Break Points			Bench Points		
			UO	Opp.	Diff.	UO	Opp.	Diff.	UO	Opp.	Diff.	UO	Opp.	Diff.	UO	Opp.	Diff.
Nov. 4	California Baptist	W, 93-63	30	32	-2	23	4	+19	9	6	+3	15	2	+13	42	21	+21
Nov. 6	Nevada	W, 76-58	32	26	+6	20	13	+7	10	6	+4	17	5	+12	18	34	-16
Nov. 10	#12 Baylor	W, 76-74	40	32	+8	17	22	-5	8	3	+5	15	19	-4	22	13	+9
Nov. 12	North Texas	W, 66-35	28	20	+8	8	8	0	11	5	+6	10	4	+6	42	12	+30
Nov. 18	Grand Canyon	W, 70-54	22	32	-10	12	14	-2	9	16	-7	12	8	+4	28	2	+26
Nov. 20	Auburn	W, 70-68	40	28	+12	19	17	+2	13	13	0	17	5	+12	20	13	+7
Nov. 25	vs. South Dakota State																
Nov. 26	vs. Georgia Tech																
Dec. 4	Washington State																
Dec. 7	USC																
Dec. 17	Air Force																
Dec. 19	UC Irvine																
Dec. 28	at Illinois																
Dec. 31	at Northwestern																
Jan. 4	Wisconsin																
Jan. 9	at Penn State																
Jan. 12	at Ohio State																
Jan. 15	Purdue																
Jan. 19	Iowa																
Jan. 24	Indiana																
Jan. 30	at Michigan State																
Feb. 2	at Michigan																
Feb. 6	Maryland																
Feb. 9	UCLA																
Feb. 12	Washington																
Feb. 16	at Minnesota																
Feb. 19	at Nebraska																
Feb. 23	Rutgers																
March 2	Washington																
TOTALS		6-0	192	170	+22	99	78	+21	60	49	+11	86	43	+43	172	95	+77



1

ALEXIS WHITFIELD

6-2 » Gr. » Forward » West Hills, Calif. » UC Santa Barbara



CAREER HIGHS

Category	Stat	Opponent	Date
Points	30	vs. Long Beach State	3/13/24
Rebounds	19	Hawai'i	1/25/24
Assists	8	vs. Long Beach State	3/13/24
Steals	4	at Southern Utah	11/26/22
Blocks	3	Cal State Fullerton	3/2/24
FG Made	12	vs. Long Beach State	3/13/24
FG Attempts	20	vs. Long Beach State	3/13/24
3FG Made	3	2x, last vs. Long Beach State	3/13/24
3FG Attempts	8	Cal State Fullerton	3/1/24
FT Made	7	2x, last vs. LMU	12/17/23
FT Attempts	10	Hawai'i	1/26/23

SEASON HIGHS

Category	Stat	Opponent	Date
Points	16	#12 Baylor	11/10/24
Rebounds	8	California Baptist	11/4/24
Assists	3	North Texas	11/12/24
Steals	3	Nevada	11/6/24
Blocks	2	Grand Canyon	11/18/24
FG Made	7	#12 Baylor	11/10/24
FG Attempts	12	#12 Baylor	11/10/24
3FG Made	1	2x, last vs. #12 Baylor	11/10/24
3FG Attempts	3	California Baptist	11/4/24
FT Made	1	#12 Baylor	11/10/24
FT Attempts	2	#12 Baylor	11/10/24

GAME-BY-GAME STATS

Date	Opponent	MIN	FG-FGA	Pct.	3P-3PA	FT-FTA	OFF	DEF	REB	PF	A	TO	BLK	STL	PTS
Nov. 4	Calif. Baptist	19	4-7	.571	1-3	0-0	3	5	8	2	0	0	0	1	9
Nov. 6	Nevada	24	5-7	.714	0-0	0-0	0	3	3	1	2	2	0	3	10
Nov. 10	#12 Baylor	35	7-12	.583	1-1	1-2	0	5	5	3	1	2	0	1	16
Nov. 12	North Texas	23	2-6	.333	0-1	0-0	0	3	3	1	3	2	0	0	4
Nov. 18	Grand Canyon	25	3-5	.600	0-1	0-0	0	3	3	3	3	2	2	2	6
Nov. 20	Auburn	14	1-7	.143	0-0	0-0	0	1	1	4	0	1	0	1	2
Nov. 25	vs. Georgia Tech														
Nov. 26	vs. S. Dakota St.														
Dec. 4	Washington St.														
Dec. 7	USC														
Dec. 17	Air Force														
Dec. 19	UC Irvine														
Dec. 28	at Illinois														
Dec. 31	at Northwestern														
Jan. 4	Wisconsin														
Jan. 9	at Penn State														
Jan. 12	at Ohio State														
Jan. 15	Purdue														
Jan. 19	Iowa														
Jan. 24	Indiana														
Jan. 30	at Michigan State														
Feb. 2	at Michigan														
Feb. 6	Maryland														
Feb. 9	UCLA														
Feb. 12	Washington														
Feb. 16	at Minnesota														
Feb. 19	at Nebraska														
Feb. 23	Rutgers														
Mar. 2	at Washington														
TOTALS		140	22-44	.500	2-6	1-2	3	20	23	14	9	9	2	8	47

QUICK HITS

- » Came off the bench for the first time this season vs. Auburn
- » Spent the last two seasons at UC Santa Barbara after two seasons at Washington
- » No. 61 recruit in 2020 class, according to espnW
- » One of 12 nominees for the Los Angeles Girls Basketball Player of the Year
- » Three-time all-CIF Southern Section first-team pick and 2019 SS Player of the Year

AT UC SANTA BARBARA (2022-24)

- » All-Big West first-team selection in 2023-24 after leading league with 9.8 rpg and second at 15.1 ppg and 46.0 FG%
- » Named Big West Player of the Week three times in 2023-24
- » Started all 31 games her senior season, scoring in double figures 21 times with 10 20-point efforts
- » Recorded 10 double-doubles in 2023-24 and one in 2022-23

AT WASHINGTON (2020-22)

- » Appeared in 33 games over two seasons, averaging 3.5 ppg and 2.0 rpg
- » Two double-digit scoring efforts as a Husky
- » Played in just 12 games as a freshman due to injury

LED TEAM IN...

(INCLUDING TIES)	2024-25	UO Career
POINTS	0	0
REBOUNDS	1	1
ASSISTS	0	0
BLOCKS	1	1
STEALS	1	1
MINUTES	1	1

TEAM RECORD WHEN

FINISHING WITH...	2024-25	UO Career
10+ POINTS	2-0	2-0
20+ POINTS	0-0	0-0
30+ POINTS	0-0	0-0
10+ REBOUNDS	0-0	0-0
DOUBLE-DOUBLE	0-0	0-0

WHITFIELD'S CAREER STATS

	Minutes		Field Goals			3-Point			Free-Throws			Rebounds				Assists				Points						
	GP	GS	MIN	AVG	FG	FGA	PCT	FG	FGA	PCT	FT	FTA	PCT	OFF	DEF	TOT	AVG	PF	FO	AST	AST/G	TO	BLK	STL	PTS	AVG
2020-21*	12	0	154	12.8	17	39	.436	4	8	.500	5	5	1.000	11	16	27	2.3	5	0	6	0.5	15	1	6	43	3.6
2021-22*	21	0	247	11.8	32	73	.438	3	13	.231	6	13	.462	9	29	38	1.8	26	1	20	1.0	23	6	9	73	3.5
2022-23^	31	0	488	15.7	72	161	.447	2	15	.133	38	53	.717	46	97	143	4.6	48	1	31	1.0	37	14	25	184	5.9
2023-24^	31	31	1005	32.4	186	404	.460	31	81	.383	66	93	.710	60	244	304	9.8	75	0	80	2.6	105	24	26	469	15.1
2024-25	6	5	141	23.5	22	44	.500	2	6	.333	1	2	.500	3	20	23	3.8	14	0	9	1.5	9	2	8	47	7.8
Career	101	36	2039	20.2	329	721	.456	42	123	.341	116	166	.699	129	406	535	5.3	168	2	146	1.4	189	47	74	816	8.1

*Played two seasons at Washington | ^Played two seasons at UC Santa Barbara



KATIE FISO

5-11 » Fr. » Guard » Seattle, Wash. » Garfield H.S.



CAREER HIGHS

Category	Stat	Opponent	Date
Points	4	2x, last vs. North Texas	11/12/24
Rebounds	3	2x, last vs. North Texas	11/12/24
Assists	3	California Baptist	11/4/24
Steals	--	--	--
Blocks	1	North Texas	11/12/24
FG Made	2	2x, last vs. North Texas	11/12/24
FG Attempts	6	2x, 1st vs. North Texas	11/12/24
3FG Made	--	--	--
3FG Attempts	3	North Texas	11/12/24
FT Made	--	--	--
FT Attempts	--	--	--

SEASON HIGHS

Category	Stat	Opponent	Date
Points	4	2x, last vs. North Texas	11/12/24
Rebounds	3	2x, last vs. North Texas	11/12/24
Assists	3	California Baptist	11/4/24
Steals	--	--	--
Blocks	1	North Texas	11/12/24
FG Made	2	2x, last vs. North Texas	11/12/24
FG Attempts	6	2x, 1st vs. North Texas	11/12/24
3FG Made	--	--	--
3FG Attempts	3	North Texas	11/12/24
FT Made	--	--	--
FT Attempts	--	--	--

GAME-BY-GAME STATS

Date	Opponent	MIN	FG-FGA	Pct.	3P-3PA	FT-FTA	OFF	DEF	REB	PF	A	TO	BLK	STL	PTS
Nov. 4	Calif. Baptist	15	1-6	.167	0-1	0-0	1	2	3	0	3	1	0	0	2
Nov. 6	Nevada	13	2-5	.400	0-0	0-0	0	2	2	3	0	2	0	0	4
Nov. 10	#12 Baylor	2	0-0	.000	0-0	0-0	0	0	0	1	0	0	0	0	0
Nov. 12	North Texas	15	2-6	.333	0-3	0-0	1	2	3	2	1	0	1	0	4
Nov. 18	Grand Canyon	4	0-1	.000	0-1	0-0	0	0	0	0	0	0	0	0	0
Nov. 20	Auburn				DNP										
Nov. 25	vs. Georgia Tech														
Nov. 26	vs. S. Dakota St.														
Dec. 4	Washington St.														
Dec. 7	USC														
Dec. 17	Air Force														
Dec. 19	UC Irvine														
Dec. 28	at Illinois														
Dec. 31	at Northwestern														
Jan. 4	Wisconsin														
Jan. 9	at Penn State														
Jan. 12	at Ohio State														
Jan. 15	Purdue														
Jan. 19	Iowa														
Jan. 24	Indiana														
Jan. 30	at Michigan State														
Feb. 2	at Michigan														
Feb. 6	Maryland														
Feb. 9	UCLA														
Feb. 12	Washington														
Feb. 16	at Minnesota														
Feb. 19	at Nebraska														
Feb. 23	Rutgers														
Mar. 2	at Washington														
TOTALS		49	5-18	.278	0-5	0-0	2	6	8	6	4	3	1	0	10

QUICK HITS

- » Ranked as the No. 31 recruit in the nation and a four-star prospect by ESPN
- » Ninth-ranked point guard and top-rated player in Washington
- » Named Gatorade Player of the Year in Washington
- » Named to Jordan Brand Classic roster
- » Led Garfield H.S. to three straight WIAA 3A state titles and was named tournament MVP each of the last two seasons
- » Dropped a game-high 29 points to go with 7 rebounds in state title game, hitting two 3-pointers on consecutive possessions in the final two minutes
- » Tabbed 2023 and 2024 state player of the year by The News Tribune and MaxPreps
- » Averaged 24.6 ppg, 4.2 rpg, 4.1 apg and 2.5 spg as a senior
- » Named to USA Basketball's 2023 3x3 U18 World Cup Team, helping Team USA to a gold medal in Hungary
- » Selected to USA Basketball's 2022 3x3 U17 AmeriCup Team

LED TEAM IN... (INCLUDING TIES)

	2024-25	UO Career
POINTS	0	0
REBOUNDS	0	0
ASSISTS	0	0
BLOCKS	0	0
STEALS	0	0
MINUTES	0	0

TEAM RECORD WHEN FINISHING WITH...

	2024-25	UO Career
10+ POINTS	0-0	0-0
20+ POINTS	0-0	0-0
30+ POINTS	0-0	0-0
10+ REBOUNDS	0-0	0-0
DOUBLE-DOUBLE	0-0	0-0

FISO'S CAREER STATS

	Minutes		Field Goals			3-Point			Free-Throws			Rebounds				PF	FO	AST	AST/G	T/O	BLK	STL	PTS	AVG		
	GP	GS	MIN	AVG	FG	FGA	PCT	FG	FGA	PCT	FT	FTA	PCT	OFF	DEF										TOT	AVG
2024-25	5	0	50	9.9	5	18	.278	0	5	.000	0	0	.000	2	6	8	1.6	6	0	4	0.8	3	1	0	10	2.0
Career	5	0	50	9.9	5	18	.278	0	5	.000	0	0	.000	2	6	8	1.6	6	0	4	0.8	3	1	0	10	2.0



SOFIA BELL

6-1 » So. » Guard » Portland, Ore. » Jesuit H.S.



CAREER HIGHS

Category	Stat	Opponent	Date
Points	15	vs. Oklahoma State	12/21/23
Rebounds	8	Arizona State	1/12/24
Assists	5	at Utah Tech	12/19/23
Steals	3	3x, last vs. UTSA	12/17/23
Blocks	3	vs. Oklahoma State	12/21/23
FG Made	5	2x, last vs. Oklahoma State	12/21/23
FG Attempts	11	Arkansas-Pine Bluff	11/8/23
3FG Made	4	at Portland	11/30/23
3FG Attempts	7	2x, last at Grand Canyon	11/16/23
FT Made	9	Northern Arizona	11/6/23
FT Attempts	10	Northern Arizona	11/6/23

SEASON HIGHS

Category	Stat	Opponent	Date
Points	9	California Baptist	11/4/24
Rebounds	4	#12 Baylor	11/10/24
Assists	2	California Baptist	11/4/24
Steals	2	2x, last vs. Auburn	11/20/24
Blocks	--	--	--
FG Made	3	California Baptist	11/4/24
FG Attempts	8	California Baptist	11/4/24
3FG Made	3	California Baptist	11/4/24
3FG Attempts	8	California Baptist	11/4/24
FT Made	2	3x, last vs. Grand Canyon	11/18/24
FT Attempts	4	North Texas	11/12/24

GAME-BY-GAME STATS

Date	Opponent	MIN	FG-FGA	Pct.	3P-3PA	FT-FTA	OFF	DEF	REB	PF	A	TO	BLK	STL	PTS
Nov. 4	Calif. Baptist	26	3-8	.375	3-8	0-0	0	0	0	2	2	0	0	1	9
Nov. 6	Nevada	14	0-2	.000	0-1	2-2	0	1	1	1	1	1	0	0	2
Nov. 10	#12 Baylor	33	2-6	.333	2-6	0-0	0	4	4	1	0	0	0	0	6
Nov. 12	North Texas	19	1-6	.167	1-5	2-4	1	0	1	2	0	1	0	2	5
Nov. 18	Grand Canyon	21	2-6	.333	2-6	2-2	1	2	3	2	1	3	0	1	8
Nov. 20	Auburn	28	2-4	.500	2-4	0-0	0	2	2	1	0	1	0	2	6
Nov. 25	vs. Georgia Tech														
Nov. 26	vs. S. Dakota St.														
Dec. 4	Washington St.														
Dec. 7	USC														
Dec. 17	Air Force														
Dec. 19	UC Irvine														
Dec. 28	at Illinois														
Dec. 31	at Northwestern														
Jan. 4	Wisconsin														
Jan. 9	at Penn State														
Jan. 12	at Ohio State														
Jan. 15	Purdue														
Jan. 19	Iowa														
Jan. 24	Indiana														
Jan. 30	at Michigan State														
Feb. 2	at Michigan														
Feb. 6	Maryland														
Feb. 9	UCLA														
Feb. 12	Washington														
Feb. 16	at Minnesota														
Feb. 19	at Nebraska														
Feb. 23	Rutgers														
Mar. 2	at Washington														
TOTALS		141	10-32	.313	10-30	6-8	2	9	11	9	4	6	0	6	36

QUICK HITS

- » Knocked down two 3-pointers in the fourth quarter against Auburn
- » Missed last 11 games of last season due to injury
- » Started first 21 games of her collegiate career, scoring in double figures six times (only freshman to start multiple games last season)
- » Recorded at least one steal in 17 of 21 games (led or tied for team lead 11 times)
- » Made a 3-pointer in six straight games (Nov. 8-Dec. 3), second-longest stretch by a Duck last season
- » Led Pac-12 freshmen at 33.7 minutes per game
- » Ranked as the 26th overall recruit in the country and a four-star prospect, according to espnW's Top 100
- » Ranked No. 5 among all wings in the class and the top player in the state of Oregon
- » Named a McDonald's All-American
- » As a senior at Jesuit, averaged 18.7 ppg, 4.5 rpg, 3.1 apg while shooting 47 percent from the field
- » Attended St. Mary's Academy as a sophomore and averaged 19.4 ppg, 7.3 rpg and 3.8 apg
- » First female prep player in Oregon to sign an NIL deal, signing with the lifestyle apparel brand Portland Gear
- » Father Greg played basketball at Oregon from 1981-85

LED TEAM IN...

(INCLUDING TIES)	2024-25	UO Career
POINTS	0	0
REBOUNDS	0	0
ASSISTS	0	2
BLOCKS	0	1
STEALS	0	11
MINUTES	0	7

TEAM RECORD WHEN

FINISHING WITH...	2024-25	UO Career
10+ POINTS	0-0	3-2
20+ POINTS	0-0	0-0
30+ POINTS	0-0	0-0
10+ REBOUNDS	0-0	0-0
DOUBLE-DOUBLE	0-0	0-0

BELL'S CAREER STATS

	GP		Minutes		Field Goals			3-Point			Free-Throws			Rebounds				PF	FO	AST	AST/G	T/O	BLK	STL	PTS	AVG
	GS	MIN	AVG	FG	FGA	PCT	FG	FGA	PCT	FT	FTA	PCT	OFF	DEF	TOT	AVG										
2023-24	21	21	707	33.7	50	140	.357	31	98	.316	15	19	.789	12	52	64	3.0	40	0	37	1.8	27	14	28	146	7.0
2024-25	6	6	141	23.5	10	32	.313	10	30	.333	6	8	.750	2	9	11	1.8	9	0	4	0.7	6	0	6	36	6.0
Career	27	27	848	31.4	60	172	.349	41	128	.320	21	27	.778	14	61	75	2.8	49	0	41	1.5	33	14	34	182	6.7



4

NANI FALATEA

5-9 » R-Jr. » Guard » Salt Lake City, Utah » BYU



CAREER HIGHS

Category	Stat	Opponent	Date
Points	27	at Pacific	1/28/23
Rebounds	9	at Colorado State	11/8/22
Assists	8	Monmouth	12/21/22
Steals	5	at Pacific	1/28/23
Blocks	3	Saint Mary's	12/31/23
FG Made	10	2x, last vs. San Francisco	1/19/23
FG Attempts	24	Rice	3/17/23
3FG Made	6	at Pacific	1/28/23
3FG Attempts	12	Pacific	1/28/23
FT Made	11	at Santa Clara	2/16/23
FT Attempts	12	at Santa Clara	2/16/23

SEASON HIGHS

Category	Stat	Opponent	Date
Points	12	#12 Baylor	11/10/24
Rebounds	3	North Texas	11/12/24
Assists	3	Grand Canyon	11/18/24
Steals	2	Nevada	11/6/24
Blocks	1	North Texas	11/12/24
FG Made	4	2x, last vs. North Texas	11/12/24
FG Attempts	7	Grand Canyon	11/18/24
3FG Made	3	North Texas	11/12/24
3FG Attempts	4	2x, last vs. Grand Canyon	11/18/24
FT Made	2	2x, last vs. Auburn	11/20/24
FT Attempts	4	Auburn	11/20/24

GAME-BY-GAME STATS

Date	Opponent	MIN	FG-FGA	Pct.	3P-3PA	FT-FTA	OFF	DEF	REB	PF	A	TO	BLK	STL	PTS
Nov. 4	Calif. Baptist	3	1-3	.333	0-1	0-0	0	0	0	0	0	1	0	0	2
Nov. 6	Nevada	15	0-4	.000	0-3	1-2	0	0	0	1	0	0	0	2	1
Nov. 10	#12 Baylor	16	4-5	.800	2-3	2-2	1	1	2	1	2	0	0	0	12
Nov. 12	North Texas	20	4-6	.667	3-4	0-0	0	3	3	0	1	0	1	0	11
Nov. 18	Grand Canyon	24	3-7	.429	2-4	1-2	0	1	1	0	3	0	0	0	9
Nov. 20	Auburn	14	1-3	.333	0-1	2-4	0	0	0	1	1	2	0	1	4
Nov. 25	vs. Georgia Tech														
Nov. 26	vs. S. Dakota St.														
Dec. 4	Washington St.														
Dec. 7	USC														
Dec. 17	Air Force														
Dec. 19	UC Irvine														
Dec. 28	at Illinois														
Dec. 31	at Northwestern														
Jan. 4	Wisconsin														
Jan. 9	at Penn State														
Jan. 12	at Ohio State														
Jan. 15	Purdue														
Jan. 19	Iowa														
Jan. 24	Indiana														
Jan. 30	at Michigan State														
Feb. 2	at Michigan														
Feb. 6	Maryland														
Feb. 9	UCLA														
Feb. 12	Washington														
Feb. 16	at Minnesota														
Feb. 19	at Nebraska														
Feb. 23	Rutgers														
Mar. 2	at Washington														
TOTALS		92	13-28	.464	7-16	6-10	1	5	6	3	7	3	1	3	39

BIO QUICK HITS

- » 7-for-12 from 3PT over last four games
- » Played three seasons at BYU
- » All-West Coast Conference first-team selection in 2022-23
- » Turned in seven 20-point scoring efforts as a sophomore, including four straight such games
- » Totaled 31 games with 10 or more points in BYU career
- » Shot 50.0 percent from the 3-point line as a freshman, a BYU freshman record (min. of 40 attempts)
- » Attended East H.S. for three seasons before finishing prep career at Heriman H.S. in Salt Lake City
- » Named state 6A MVP after her senior season and was a three-time all-state first-team selection
- » Named Adidas Guantlet All-American as a junior
- » Voted 5A state MVP as a sophomore at East H.S.
- » Won two state titles and four regional championships
- » Married to former Duck football player OT Kingsley Suamataia, who transferred to BYU and was drafted by the Kansas City Chiefs in the second round of the 2024 NFL Draft

LED TEAM IN...

(INCLUDING TIES)	2024-25	UO Career
POINTS	1	1
REBOUNDS	0	0
ASSISTS	0	0
BLOCKS	0	0
STEALS	0	0
MINUTES	0	0

TEAM RECORD WHEN FINISHING WITH...

	2024-25	UO Career
10+ POINTS	2-0	2-0
20+ POINTS	0-0	0-0
30+ POINTS	0-0	0-0
10+ REBOUNDS	0-0	0-0
DOUBLE-DOUBLE	0-0	0-0

FALATEA'S CAREER STATS

	GP		Minutes		Field Goals			3-Point			Free-Throws			Rebounds				Assists				Points				
	GP	GS	MIN	AVG	FG	FGA	PCT	FG	FGA	PCT	FT	FTA	PCT	OFF	DEF	TOT	AVG	PF	FO	AST	AST/G	TO	BLK	STL	PTS	AVG
2021-22*	28	0	303	10.8	32	68	.471	21	42	.500	4	6	.667	3	34	37	1.3	37	0	25	0.9	21	3	19	89	3.2
2022-23*	33	33	1154	34.8	190	485	.382	62	169	.367	62	79	.785	17	113	130	3.9	82	2	66	2.0	137	21	52	504	15.3
2023-24*	3	1	63	21.3	7	21	.333	2	6	.333	10	10	1.000	2	8	10	3.3	2	0	14	4.7	4	1	2	26	8.7
2024-25	6	0	92	15.4	13	28	.464	7	16	.438	6	10	.600	1	5	6	1.0	3	0	7	1.1	3	1	3	39	6.5
Career	70	34	1615	23.1	242	602	.402	92	233	.935	82	105	.781	23	160	183	2.6	124	2	195	2.8	165	26	76	658	9.4

*Played three seasons at BYU



AMINA MUHAMMAD

6-4 » Jr. » Forward » DeSoto, Texas » Texas



CAREER HIGHS

Category	Stat	Opponent	Date
Points	17	Baylor	12/30/23
Rebounds	15	Texas Tech	2/21/24
Assists	3	10x, last vs. Drexel	3/22/24
Steals	4	2x, last vs. Nevada	11/6/24
Blocks	2	2x, last vs. TAMU-Commerce	12/28/22
FG Made	6	5x, last vs. Texas Tech	2/21/24
FG Attempts	9	2x, last vs. Baylor	12/30/23
3FG Made	--	--	--
3FG Attempts	--	--	--
FT Made	5	2x, last vs. Grand Canyon	11/18/24
FT Attempts	10	Baylor	12/30/23

SEASON HIGHS

Category	Stat	Opponent	Date
Points	13	Nevada	11/6/24
Rebounds	10	Grand Canyon	11/18/24
Assists	2	2x, last vs. Auburn	11/20/24
Steals	4	Nevada	11/6/24
Blocks	1	Nevada	11/6/24
FG Made	5	2x, last vs. Auburn	11/20/24
FG Attempts	8	Nevada	11/6/24
3FG Made	--	--	--
3FG Attempts	--	--	--
FT Made	5	Grand Canyon	11/18/24
FT Attempts	8	Nevada	11/6/24

GAME-BY-GAME STATS

Date	Opponent	MIN	FG-FGA	Pct.	3P-3PA	FT-FTA	OFF	DEF	REB	PF	A	TO	BLK	STL	PTS
Nov. 4	Calif. Baptist	18	2-4	.500	0-0	3-6	0	4	4	4	2	2	0	3	7
Nov. 6	Nevada	26	5-8	.625	0-0	3-8	5	2	7	0	1	1	1	4	13
Nov. 10	#12 Baylor	20	4-7	.571	0-0	0-0	0	3	3	5	1	4	0	0	8
Nov. 12	North Texas	10	1-1	1.000	0-0	0-0	1	3	4	4	1	0	0	0	2
Nov. 18	Grand Canyon	28	3-6	.500	0-0	5-6	6	4	10	1	1	1	0	1	11
Nov. 20	Auburn	25	5-7	.714	0-0	0-2	4	1	5	3	2	0	0	1	10
Nov. 25	vs. Georgia Tech														
Nov. 26	vs. S. Dakota St.														
Dec. 4	Washington St.														
Dec. 7	USC														
Dec. 17	Air Force														
Dec. 19	UC Irvine														
Dec. 28	at Illinois														
Dec. 31	at Northwestern														
Jan. 4	Wisconsin														
Jan. 9	at Penn State														
Jan. 12	at Ohio State														
Jan. 15	Purdue														
Jan. 19	Iowa														
Jan. 24	Indiana														
Jan. 30	at Michigan State														
Feb. 2	at Michigan														
Feb. 6	Maryland														
Feb. 9	UCLA														
Feb. 12	Washington														
Feb. 16	at Minnesota														
Feb. 19	at Nebraska														
Feb. 23	Rutgers														
Mar. 2	at Washington														
TOTALS		127	20-33	.606	0-0	11-22	16	17	33	17	8	8	1	9	51

QUICK HITS

- » Recorded third career double-double vs. Grand Canyon
- » Spent two seasons at Texas, making 20 starts in 2023-24
- » Named to Big 12 all-freshman team in 2022-23
- » Helped Texas reach the Elite Eight of the 2024 NCAA Tournament as a No. 1 seed, its first since 2004
- » Averaged 3.0 ppg, 3.0 rpg over 21.0 mpg in four NCAA Tournament games
- » Nine of her 12 career games with 10+ points came during the 2023-24 season
- » Recorded two double-doubles, including 16-point, 15-rebound performance against Texas Tech
- » Five career games with double-digit rebounds
- » Tabbed as No. 63 overall recruit in the 2022 class and 13th-ranked player at her position, according to espnW
- » Named 2022 McDonald's All-America Game nominee

LED TEAM IN...

(INCLUDING TIES)	2024-25	UO Career
POINTS	0	0
REBOUNDS	1	1
ASSISTS	0	0
BLOCKS	0	0
STEALS	2	2
MINUTES	0	0

TEAM RECORD WHEN

FINISHING WITH...	2024-25	UO Career
10+ POINTS	3-0	3-0
20+ POINTS	0-0	0-0
30+ POINTS	0-0	0-0
10+ REBOUNDS	1-0	1-0
DOUBLE-DOUBLE	1-0	1-0

MUHAMMAD'S CAREER STATS

	Minutes		Field Goals			3-Point			Free-Throws			Rebounds				Assists					Points					
	GP	GS	MIN	AVG	FG	FGA	PCT	FG	FGA	PCT	FT	FTA	PCT	OFF	DEF	TOT	AVG	PF	FO	AST	AST/G	T/O	BLK	STL	PTS	AVG
2022-23*	36	0	671	18.6	60	124	.484	0	0	.000	22	50	.440	74	103	177	4.9	88	1	34	0.9	53	14	26	142	3.9
2023-24*	38	20	741	19.5	91	173	.526	0	0	.000	49	85	.576	80	85	165	4.3	82	1	35	0.9	42	2	33	231	6.1
2024-25	6	6	128	21.3	20	33	.606	0	0	.000	11	22	.500	16	17	33	5.5	17	1	8	0.9	8	1	9	51	8.5
Career	80	26	1541	19.3	171	330	.518	0	0	.000	82	157	.522	170	205	375	4.7	187	3	77	0.9	103	17	67	424	5.3

*Played two seasons at Texas



ELISA MEVIUS

5-10 » Jr. » Guard » Rendsburg, Germany » Siena



CAREER HIGHS

Category	Stat	Opponent	Date
Points	26	Niagara	2/11/23
Rebounds	16	at Rider	3/7/24
Assists	14	Marist	1/7/23
Steals	8	vs. Mount St. Mary's	3/14/24
Blocks	3	Binghamton	12/5/22
FG Made	8	2x, last vs. Canisius	12/16/23
FG Attempts	16	Rider	1/18/24
3FG Made	3	6x, last vs. California Baptist	11/4/24
3FG Attempts	8	at Canisius	2/17/24
FT Made	10	2x, last vs. Niagara	2/11/23
FT Attempts	12	Dartmouth	12/3/22

SEASON HIGHS

Category	Stat	Opponent	Date
Points	14	California Baptist	11/4/24
Rebounds	7	North Texas	11/12/24
Assists	6	#12 Baylor	11/10/24
Steals	3	2x, last vs. #12 Baylor	11/10/24
Blocks	--	--	--
FG Made	5	California Baptist	11/4/24
FG Attempts	10	California Baptist	11/4/24
3FG Made	3	California Baptist	11/4/24
3FG Attempts	5	Nevada	11/6/24
FT Made	2	2x, last vs. Grand Canyon	11/18/24
FT Attempts	2	3x, last vs. Grand Canyon	11/18/24

GAME-BY-GAME STATS

Date	Opponent	MIN	FG-FGA	Pct.	3P-3PA	FT-FTA	OFF	DEF	REB	PF	A	TO	BLK	STL	PTS
Nov. 4	Calif. Baptist	25	5-10	.500	3-4	1-2	1	5	6	1	3	0	0	3	14
Nov. 6	Nevada	18	3-7	.429	2-5	0-0	1	1	2	2	1	2	0	0	8
Nov. 10	#12 Baylor	21	1-2	.500	0-1	2-2	2	2	4	2	6	0	0	3	4
Nov. 12	North Texas	22	4-7	.571	2-4	1-1	3	4	7	3	2	4	0	2	11
Nov. 18	Grand Canyon	16	2-5	.400	2-4	2-2	1	5	6	1	3	2	0	0	8
Nov. 20	Auburn	17	4-5	.800	0-0	1-1	1	3	4	2	1	3	0	1	9
Nov. 25	vs. Georgia Tech														
Nov. 26	vs. S. Dakota St.														
Dec. 4	Washington St.														
Dec. 7	USC														
Dec. 17	Air Force														
Dec. 19	UC Irvine														
Dec. 28	at Illinois														
Dec. 31	at Northwestern														
Jan. 4	Wisconsin														
Jan. 9	at Penn State														
Jan. 12	at Ohio State														
Jan. 15	Purdue														
Jan. 19	Iowa														
Jan. 24	Indiana														
Jan. 30	at Michigan State														
Feb. 2	at Michigan														
Feb. 6	Maryland														
Feb. 9	UCLA														
Feb. 12	Washington														
Feb. 16	at Minnesota														
Feb. 19	at Nebraska														
Feb. 23	Rutgers														
Mar. 2	at Washington														
TOTALS		119	19-36	.528	9-18	7-8	9	20	29	11	16	11	0	9	54

QUICK HITS

- » Played two seasons at Siena
- » Won gold medal at Paris Olympics with Germany's 3x3 basketball team
- » 2023-24 MAAC Defensive Player of the Year and first-team all-MAAC
- » Recorded Siena's first-ever triple-double with 16 points, 16 rebounds and 10 assists at Rider on March 7, 2024
- » Set Siena's and MAAC's single-season steals record with 135 (4.5 spg) in 2023-24, ranking second nationally
- » Named MAAC Rookie of the Year in 2022-23 to go with third-team all-MAAC and MAAC all-rookie honors
- » Named MAAC Player and Rookie of the Week on Feb. 13, 2023, becoming first player to sweep both awards
- » Represented Germany at the 2023 FIBA 3x3 U21 Nationals League in Europe

LED TEAM IN...

(INCLUDING TIES)	2024-25	UO Career
POINTS	1	1
REBOUNDS	0	0
ASSISTS	1	1
BLOCKS	0	0
STEALS	2	2
MINUTES	0	0

TEAM RECORD WHEN FINISHING WITH...

	2024-25	UO Career
10+ POINTS	2-0	2-0
20+ POINTS	0-0	0-0
30+ POINTS	0-0	0-0
10+ REBOUNDS	0-0	0-0
DOUBLE-DOUBLE	0-0	0-0

MEVIUS' CAREER STATS

	Minutes			Field Goals			3-Point			Free-Throws			Rebounds				Assists					Points				
	GP	GS	MIN	AVG	FG	FGA	PCT	FG	FGA	PCT	FT	FTA	PCT	OFF	DEF	TOT	AVG	PF	FO	AST	AST/G	T/O	BLK	STL	PTS	AVG
2022-23*	32	31	945	29.5	112	296	.378	29	94	.309	78	97	.804	24	104	128	4.0	92	2	131	4.1	133	12	71	331	10.3
2023-24*	30	30	1080	36.0	142	312	.455	27	98	.276	49	66	.742	47	156	203	6.8	69	1	154	5.1	114	9	135	360	12.0
2024-25	6	0	119	19.8	19	36	.528	9	18	.500	7	8	.875	9	20	29	4.8	11	0	16	2.7	11	0	9	54	9.0
Career	68	61	2147	31.6	273	644	.424	65	210	.310	134	171	.784	80	280	360	5.3	172	3	301	4.4	256	21	215	745	11.0

*Played two seasons at Siena



10

PEYTON SCOTT

5-8 » Sr. » Guard » Lynchburg, Ohio » Miami (Ohio)



CAREER HIGHS

Category	Stat	Opponent	Date
Points	39	Ball State	2/23/21
Rebounds	12	2x, last vs. Kent State	2/27/21
Assists	13	at Ball State	1/27/21
Steals	8	NIU	1/16/21
Blocks	2	2x, last at Western Michigan	2/5/22
FG Made	15	Ball State	2/13/21
FG Attempts	27	2x, last vs. Ball State	2/13/21
3FG Made	5	2x, last vs. Ball State	2/13/21
3FG Attempts	11	at Ohio State	12/10/20
FT Made	12	at NIU	1/18/23
FT Attempts	14	at NIU	1/18/23

SEASON HIGHS

Category	Stat	Opponent	Date
Points	17	Grand Canyon	11/18/24
Rebounds	4	Grand Canyon	11/18/24
Assists	4	North Texas	11/12/24
Steals	1	3x, last vs. Auburn	11/20/24
Blocks	--	--	--
FG Made	6	2x, last vs. Auburn	11/20/24
FG Attempts	13	Grand Canyon	11/18/24
3FG Made	3	Grand Canyon	11/18/24
3FG Attempts	5	2x, last vs. Grand Canyon	11/18/24
FT Made	4	California Baptist	11/4/24
FT Attempts	5	California Baptist	11/4/24

GAME-BY-GAME STATS

Date	Opponent	MIN	FG-FGA	Pct.	3P-3PA	FT-FTA	OFF	DEF	REB	PF	A	TO	BLK	STL	PTS
Nov. 4	Calif. Baptist	22	5-10	.500	2-5	4-5	0	2	2	1	1	0	0	1	16
Nov. 6	Nevada	28	4-8	.500	1-3	3-3	1	1	2	2	3	2	0	0	12
Nov. 10	#12 Baylor	16	1-2	.500	0-0	2-2	0	0	0	2	1	5	0	1	4
Nov. 12	North Texas	20	3-4	.750	0-1	0-0	0	1	1	0	4	1	0	0	6
Nov. 18	Grand Canyon	29	6-13	.462	3-5	2-2	1	3	4	2	2	2	0	0	17
Nov. 20	Auburn	25	6-11	.545	0-2	1-2	1	2	3	1	2	5	0	1	13
Nov. 25	vs. Georgia Tech														
Nov. 26	vs. S. Dakota St.														
Dec. 4	Washington St.														
Dec. 7	USC														
Dec. 17	Air Force														
Dec. 19	UC Irvine														
Dec. 28	at Illinois														
Dec. 31	at Northwestern														
Jan. 4	Wisconsin														
Jan. 9	at Penn State														
Jan. 12	at Ohio State														
Jan. 15	Purdue														
Jan. 19	Iowa														
Jan. 24	Indiana														
Jan. 30	at Michigan State														
Feb. 2	at Michigan														
Feb. 6	Maryland														
Feb. 9	UCLA														
Feb. 12	Washington														
Feb. 16	at Minnesota														
Feb. 19	at Nebraska														
Feb. 23	Rutgers														
Mar. 2	at Washington														
TOTALS		140	25-48	.521	6-16	12-14	3	9	12	8	13	15	0	3	68

QUICK HITS

- » Missed 2023-24 season after suffering knee injury in first quarter of season opener vs. Northern Arizona
- » Granted medical hardship waiver to return to UO for 2024-25 season
- » Played four seasons at Miami (Ohio), appearing in 111 games with 108 starts
- » Totaled 1,871 points in Redhawk career - good for fourth in program history
- » Earned all-MAC second-team honors in 2020-21 and 2021-22
- » All-MAC third team in 2022-23 and MAC all-freshman team in 2019-20
- » Fourth in Miami history with 36 20-point scoring efforts and 676 career field goals
- » Named to 2022-23 Becky Hammon award preseason watch list (mid-major player of the year)
- » Four straight 30-point games, capped by a career-high 39 points against Ball State on 2/13/21
- » Over four-year career, averaged 16.9 ppg, 5.7 rpg, 3.3 apg while shooting 43.8 percent from the field
- » Graduated from Miami University with a degree in sports leadership and management
- » Played prep at Lynchburg-Clay H.S., where she left as the program's all-time leading scorer with 2,202 points

LED TEAM IN...

(INCLUDING TIES)	2024-25	UO Career
POINTS	2	2
REBOUNDS	0	0
ASSISTS	2	2
BLOCKS	0	0
STEALS	0	0
MINUTES	0	0

TEAM RECORD WHEN

FINISHING WITH...	2024-25	UO Career
10+ POINTS	4-0	4-0
20+ POINTS	0-0	0-0
30+ POINTS	0-0	0-0
10+ REBOUNDS	0-0	0-0
DOUBLE-DOUBLE	0-0	0-0

SCOTT'S CAREER STATS

	Minutes		Field Goals			3-Point			Free-Throws			Rebounds				PF	FO	AST	AST/G	T/O	BLK	STL	PTS	AVG		
	GP	GS	MIN	AVG	FG	FGA	PCT	FG	FGA	PCT	FT	FTA	PCT	OFF	DEF										TOT	AVG
2019-20*	30	30	922	30.7	134	311	.431	29	95	.305	79	99	.798	57	83	140	4.7	96	3	65	2.2	86	4	56	376	12.5
2020-21*	24	24	902	37.6	187	435	.430	31	106	.292	103	123	.837	47	114	161	6.7	72	2	124	5.2	124	1	65	508	21.2
2021-22*	29	29	998	34.4	207	453	.457	31	106	.292	112	131	.855	46	131	177	6.1	74	0	106	3.7	102	10	51	557	19.2
2022-23*	28	25	851	30.4	148	346	.428	36	98	.367	98	117	.838	41	110	151	5.4	69	1	73	2.6	47	4	45	430	15.4
2023-24	1	1	5	5.0	1	1	1.000	0	0	.000	0	0	.000	0	0	0	0.0	1	0	0	0.0	2	0	1	2	2.0
2024-25	6	6	140	23.3	25	48	.521	6	16	.375	12	14	.857	3	9	12	2.0	8	0	13	2.2	15	0	3	68	11.3
Career	118	115	3817	32.3	702	1594	.440	133	421	.316	404	848	.835	194	447	641	5.4	320	6	381	3.2	376	19	221	1941	16.4

*Played four seasons at Miami (Ohio)



11

SAMMIE WAGNER

6-1 » R-Fr. » Guard/Forward » San Antonio, Texas » Ronald Reagan H.S.



CAREER HIGHS

Category	Stat	Opponent	Date
Points	8	Northern Arizona	11/6/23
Rebounds	6	Northern Arizona	11/6/23
Assists	2	Santa Clara	11/18/23
Steals	1	4x, last vs. North Texas	11/12/24
Blocks	1	2x, last vs. UTSA	12/17/23
FG Made	3	Northern Arizona	11/6/23
FG Attempts	5	Northern Arizona	11/6/23
3FG Made	2	Northern Arizona	11/6/23
3FG Attempts	3	Northern Arizona	11/6/23
FT Made	--	--	--
FT Attempts	--	--	--

SEASON HIGHS

Category	Stat	Opponent	Date
Points	3	2x, last vs. North Texas	11/12/24
Rebounds	2	California Baptist	11/4/24
Assists	--	--	--
Steals	1	North Texas	11/12/24
Blocks	--	--	--
FG Made	1	2x, last vs. North Texas	11/12/24
FG Attempts	2	California Baptist	11/4/24
3FG Made	1	2x, last vs. North Texas	11/12/24
3FG Attempts	2	California Baptist	11/4/24
FT Made	--	--	--
FT Attempts	--	--	--

GAME-BY-GAME STATS

Date	Opponent	MIN	FG-FGA	Pct.	3P-3PA	FT-FTA	OFF	DEF	REB	PF	A	TO	BLK	STL	PTS
Nov. 4	Calif. Baptist	6	1-2	.500	1-2	0-0	0	2	2	0	0	0	0	0	3
Nov. 6	Nevada	3	0-0	.000	0-0	0-0	0	1	1	1	0	0	0	0	0
Nov. 10	#12 Baylor														
Nov. 12	North Texas	3	1-1	1.000	1-1	0-0	0	0	0	0	0	0	0	1	3
Nov. 18	Grand Canyon														
Nov. 20	Auburn														
Nov. 25	vs. Georgia Tech														
Nov. 26	vs. S. Dakota St.														
Dec. 4	Washington St.														
Dec. 7	USC														
Dec. 17	Air Force														
Dec. 19	UC Irvine														
Dec. 28	at Illinois														
Dec. 31	at Northwestern														
Jan. 4	Wisconsin														
Jan. 9	at Penn State														
Jan. 12	at Ohio State														
Jan. 15	Purdue														
Jan. 19	Iowa														
Jan. 24	Indiana														
Jan. 30	at Michigan State														
Feb. 2	at Michigan														
Feb. 6	Maryland														
Feb. 9	UCLA														
Feb. 12	Washington														
Feb. 16	at Minnesota														
Feb. 19	at Nebraska														
Feb. 23	Rutgers														
Mar. 2	at Washington														
TOTALS		12	2-3	.667	2-3	0-0	0	3	3	1	0	0	0	1	6

QUICK HITS

- » Knocked down two 3-pointers in the 4th quarter vs. Arizona last season, both with UO leading by 5 points or less
- » Graduated high school early and joined the Ducks in January 2023 (utilized redshirt season)
- » Traveled and practice with team after joining UO in January of 2023
- » Ranked as No. 42 recruit nationally in the espnW's top 100 in the class of 2022
- » Four-star prospect and No. 8 wing player (third-highest in Texas), according to ESPN
- » Named to 2021-22 MaxPreps Junior All-America HM team
- » Averaged 25.9 ppg, 12.5 rpg, 2.5 apg and 1.2 bpg as a junior
- » Tabbed 6A all-state by Texas Association of Basketball Coaches in 2020
- » Left Ronald Reagan H.S. as its career leader in points and points in a single season
- » Ranks in top four in Reagan history in 3-pointers, rebounds and assists (single season and career)
- » Originally committed to Baylor and Texas before ultimately choosing Oregon

LED TEAM IN...

(INCLUDING TIES)	2024-25	UO Career
POINTS	0	0
REBOUNDS	0	0
ASSISTS	0	0
BLOCKS	0	0
STEALS	0	1
MINUTES	0	0

TEAM RECORD WHEN FINISHING WITH...

FINISHING WITH...	2024-25	UO Career
10+ POINTS	0-0	0-0
20+ POINTS	0-0	0-0
30+ POINTS	0-0	0-0
10+ REBOUNDS	0-0	0-0
DOUBLE-DOUBLE	0-0	0-0

WAGNER'S CAREER STATS

	GP		Minutes		Field Goals			3-Point			Free-Throws			Rebounds				PF	FO	AST	AST/G	T/O	BLK	STL	PTS	AVG
			MIN	AVG	FG	FGA	PCT	FG	FGA	PCT	FT	FTA	PCT	OFF	DEF	TOT	AVG									
2022-23																										
2023-24	29	0	224	7.7	10	40	.250	4	24	.167	2	5	.400	7	21	28	1.0	15	0	5	0.2	10	2	3	26	0.9
2024-25	3	0	12	4.0	2	3	.667	2	3	.667	0	0	.000	0	3	3	1.0	1	0	0	0.0	0	0	1	6	2.0
TOTAL	32	0	236	7.4	12	43	.279	6	27	.222	2	5	.400	7	24	31	1.0	16	0	5	0.2	10	2	4	32	1.0



12

SALIMATOU KOUROUMA

5-11 » Gr. » Forward » Kati, Mali » Arizona



CAREER HIGHS

Category	Stat	Opponent	Date
Points	32	Memphis	11/18/21
Rebounds	19	Southeast Missouri State	2/2/23
Assists	4	2x, last at Tennessee State	12/31/23
Steals	6	at Lindenwood	2/25/23
Blocks	3	2x, last vs. Tennessee Tech	1/19/23
FG Made	12	2x, last at Lindenwood	2/25/23
FG Attempts	26	Tennessee State	1/21/23
3FG Made	4	Troy	3/6/22
3FG Attempts	10	Appalachian State	1/15/22
FT Made	11	Memphis	11/18/21
FT Attempts	14	Memphis	11/18/21

SEASON HIGHS

Category	Stat	Opponent	Date
Points	--	--	--
Rebounds	--	--	--
Assists	--	--	--
Steals	--	--	--
Blocks	--	--	--
FG Made	--	--	--
FG Attempts	--	--	--
3FG Made	--	--	--
3FG Attempts	--	--	--
FT Made	--	--	--
FT Attempts	--	--	--

GAME-BY-GAME STATS

Date	Opponent	MIN	FG-FGA	Pct.	3P-3PA	FT-FTA	OFF	DEF	REB	PF	A	TO	BLK	STL	PTS
Nov. 4	Calif. Baptist														DNP
Nov. 6	Nevada														DNP
Nov. 10	#12 Baylor														DNP
Nov. 12	North Texas														DNP
Nov. 18	Grand Canyon														DNP
Nov. 20	Auburn														DNP
Nov. 25	vs. Georgia Tech														
Nov. 26	vs. S. Dakota St.														
Dec. 4	Washington St.														
Dec. 7	USC														
Dec. 17	Air Force														
Dec. 19	UC Irvine														
Dec. 28	at Illinois														
Dec. 31	at Northwestern														
Jan. 4	Wisconsin														
Jan. 9	at Penn State														
Jan. 12	at Ohio State														
Jan. 15	Purdue														
Jan. 19	Iowa														
Jan. 24	Indiana														
Jan. 30	at Michigan State														
Feb. 2	at Michigan														
Feb. 6	Maryland														
Feb. 9	UCLA														
Feb. 12	Washington														
Feb. 16	at Minnesota														
Feb. 19	at Nebraska														
Feb. 23	Rutgers														
Mar. 2	at Washington														

TOTALS

KOUROUMA'S CAREER STATS

	GP		Minutes				Field Goals			3-Point			Free-Throws			Rebounds				Assists				Points		
	GP	GS	MIN	AVG	FG	FGA	PCT	FG	FGA	PCT	FT	FTA	PCT	OFF	DEF	TOT	AVG	PF	FO	AST	AST/G	T/O	BLK	STL	PTS	AVG
2021-22*	22	18	689	31.3	150	375	.400	29	101	.287	75	105	.714	40	90	130	5.9	46	2	14	0.6	72	11	29	404	18.4
2022-23*	20	11	547	27.4	130	316	.411	10	52	.192	66	99	.667	41	98	139	7.0	42	1	19	1.0	39	21	53	336	16.8
2023-24^	13	0	273	21.0	49	98	.490	4	14	.286	23	40	.575	21	22	43	3.3	16	0	11	0.8	18	4	15	123	9.5
2024-25																										
Career	55	29	1513	27.5	328	789	.416	43	167	.257	164	244	.672	102	210	312	5.7	104	3	44	0.8	129	36	97	863	15.7

*Played two seasons at Little Rock | ^Played one season at Arizona

QUICK HITS

- » Missed season opener due to injury (no timetable yet for return)
- » Played two seasons at Little Rock and one at Arizona
- » Began collegiate career with two seasons at Grayson College (Texas), where she redshirted her freshman season
- » 2022-23 Ohio Valley Conference Player of the Year
- » All-OVC first-team honors after leading league in scoring at 16.8 ppg
- » Tabbed OVC Player of the Week three times
- » Named 2020-21 North Texas Junior College Athletic Conference Newcomer of the Year as a redshirt freshman at Grayson College
- » Appeared in 13 games for Arizona last season, missing 19 games due to injury

LED TEAM IN...

(INCLUDING TIES)	2024-25	UO Career
POINTS	0	0
REBOUNDS	0	0
ASSISTS	0	0
BLOCKS	0	0
STEALS	0	0
MINUTES	0	0

TEAM RECORD WHEN

FINISHING WITH...	2024-25	UO Career
10+ POINTS	0-0	0-0
20+ POINTS	0-0	0-0
30+ POINTS	0-0	0-0
10+ REBOUNDS	0-0	0-0
DOUBLE-DOUBLE	0-0	0-0



FILIPPA TILLIANDER

6-1 » So. » Forward » Malmö, Sweden » Norrköping Dolphins



CAREER HIGHS

Category	Stat	Opponent	Date
Points	2	2x, last vs. Santa Clara	11/18/23
Rebounds	6	Santa Clara	11/18/2
Assists	--	--	--
Steals	1	Santa Clara	11/18/2
Blocks	1	Santa Clara	11/18/2
FG Made	1	Santa Clara	11/18/2
FG Attempts	1	2x, last vs. Santa Clara	11/18/2
3FG Made	--	--	--
3FG Attempts	--	--	--
FT Made	2	Northern Arizona	11/6/23
FT Attempts	2	2x, last vs. Ark.-Pine Bluff	11/8/23

SEASON HIGHS

Category	Stat	Opponent	Date
Points	--	--	--
Rebounds	1	North Texas	11/12/24
Assists	--	--	--
Steals	--	--	--
Blocks	--	--	--
FG Made	--	--	--
FG Attempts	--	--	--
3FG Made	--	--	--
3FG Attempts	--	--	--
FT Made	--	--	--
FT Attempts	--	--	--

GAME-BY-GAME STATS

Date	Opponent	MIN	FG-FGA	Pct.	3P-3PA	FT-FTA	OFF	DEF	REB	PF	A	TO	BLK	STL	PTS
Nov. 4	Calif. Baptist	1	0-0	.000	0-0	0-0	0	0	0	0	0	0	0	0	0
Nov. 6	Nevada				DNP										
Nov. 10	#12 Baylor				DNP										
Nov. 12	North Texas	1	0-0	.000	0-0	0-0	0	1	1	0	0	0	0	0	0
Nov. 18	Grand Canyon				DNP										
Nov. 20	Auburn				DNP										
Nov. 25	vs. Georgia Tech														
Nov. 26	vs. S. Dakota St.														
Dec. 4	Washington St.														
Dec. 7	USC														
Dec. 17	Air Force														
Dec. 19	UC Irvine														
Dec. 28	at Illinois														
Dec. 31	at Northwestern														
Jan. 4	Wisconsin														
Jan. 9	at Penn State														
Jan. 12	at Ohio State														
Jan. 15	Purdue														
Jan. 19	Iowa														
Jan. 24	Indiana														
Jan. 30	at Michigan State														
Feb. 2	at Michigan														
Feb. 6	Maryland														
Feb. 9	UCLA														
Feb. 12	Washington														
Feb. 16	at Minnesota														
Feb. 19	at Nebraska														
Feb. 23	Rutgers														
Mar. 2	at Washington														
TOTALS		2	0-0	.000	0-0	0-0	0	1	1	0	0	0	0	0	0

QUICK HITS

- » Set season highs in minutes and rebounds against Santa Clara last season
- » Played for Sweden's U16 junior national team and club team Norrköping Dolphins
- » Ranked No. 5 among collegiate prospects in Sweden
- » Led European Girls Basketball League U20 with 12.8 rpg and 1.6 bpg
- » Shot 47.8 percent from the field and averaged 8.3 ppg with Norrköping last season
- » Invited to Sweden's U20 national team training camp in June
- » Averaged 5.0 ppg, 7.0 rpg, 0.7 bpg while with U16 junior national team
- » First student-athlete from Sweden in Graves era

LED TEAM IN...

(INCLUDING TIES)	2024-25	UO Career
POINTS	0	0
REBOUNDS	0	1
ASSISTS	0	0
BLOCKS	0	1
STEALS	0	0
MINUTES	0	0

TEAM RECORD WHEN

FINISHING WITH...	2024-25	UO Career
10+ POINTS	0-0	0-0
20+ POINTS	0-0	0-0
30+ POINTS	0-0	0-0
10+ REBOUNDS	0-0	0-0
DOUBLE-DOUBLE	0-0	0-0

TILLIANDER'S CAREER STATS

	Minutes				Field Goals			3-Point			Free-Throws			Rebounds				PF	FO	AST	AST/G	T/O	BLK	STL	PTS	AVG
	GP	GS	MIN	AVG	FG	FGA	PCT	FG	FGA	PCT	FT	FTA	PCT	OFF	DEF	TOT	AVG									
2023-24	15	0	51	3.4	1	2	.500	0	0	.000	2	4	.500	2	6	8	0.5	4	0	0	0.0	2	1	1	4	0.3
2024-25	2	0	2	1.0	0	0	.000	0	0	.000	0	0	.000	0	1	1	0.5	0	0	0	0.0	0	0	0	0	0.0
Career	17	0	53	3.1	1	2	.500	0	0	.000	2	4	.500	2	7	9	.5	4	0	0	0.0	2	1	1	4	0.2



14 ARI LONG

6-0 » So. » Guard » Moreno Valley, Calif. » Washington



CAREER HIGHS

Category	Stat	Opponent	Date
Points	18	N.C. Central	11/9/23
Rebounds	5	2x, last vs. Nevada	11/6/24
Assists	2	2x, last at Utah	3/2/24
Steals	2	2x, last at Colorado	2/29/24
Blocks	1	vs. Idaho State	11/24/23
FG Made	8	N.C. Central	11/9/23
FG Attempts	15	N.C. Central	11/9/23
3FG Made	2	3x, last vs. California Baptist	11/4/24
3FG Attempts	4	5x, last vs. California Baptist	11/4/24
FT Made	2	Saint Mary's	12/16/23
FT Attempts	2	3x, last vs. Grand Canyon	11/18/24

SEASON HIGHS

Category	Stat	Opponent	Date
Points	8	California Baptist	11/4/24
Rebounds	5	Nevada	11/6/24
Assists	1	California Baptist	11/4/24
Steals	1	Nevada	11/6/24
Blocks	--	--	--
FG Made	3	California Baptist	11/4/24
FG Attempts	5	California Baptist	11/4/24
3FG Made	2	California Baptist	11/4/24
3FG Attempts	4	California Baptist	11/4/24
FT Made	1	Grand Canyon	11/18/24
FT Attempts	2	Grand Canyon	11/18/24

GAME-BY-GAME STATS

Date	Opponent	MIN	FG-FGA	Pct.	3P-3PA	FT-FTA	OFF	DEF	REB	PF	A	TO	BLK	STL	PTS
Nov. 4	Calif. Baptist	11	3-5	.600	2-4	0-0	2	2	4	2	1	0	0	0	8
Nov. 6	Nevada	9	0-2	.000	0-2	0-0	0	5	5	1	0	0	0	1	0
Nov. 10	#12 Baylor					DNP									
Nov. 12	North Texas	9	2-4	.500	0-2	0-0	0	2	2	2	0	0	0	0	4
Nov. 18	Grand Canyon	3	0-1	.000	0-1	1-2	0	0	0	0	0	0	0	0	1
Nov. 20	Auburn					DNP									
Nov. 25	vs. Georgia Tech														
Nov. 26	vs. S. Dakota St.														
Dec. 4	Washington St.														
Dec. 7	USC														
Dec. 17	Air Force														
Dec. 19	UC Irvine														
Dec. 28	at Illinois														
Dec. 31	at Northwestern														
Jan. 4	Wisconsin														
Jan. 9	at Penn State														
Jan. 12	at Ohio State														
Jan. 15	Purdue														
Jan. 19	Iowa														
Jan. 24	Indiana														
Jan. 30	at Michigan State														
Feb. 2	at Michigan														
Feb. 6	Maryland														
Feb. 9	UCLA														
Feb. 12	Washington														
Feb. 16	at Minnesota														
Feb. 19	at Nebraska														
Feb. 23	Rutgers														
Mar. 2	at Washington														
TOTALS		32	5-12	.417	2-9	1-2	2	9	11	5	1	0	0	1	13

QUICK HITS

- » Played one season at Washington
- » Averaged 4.2 ppg, 1.9 rpg in 10.8 mpg, shooting 41.1 percent from the field
- » Twice scored in double figures her freshman campaign
- » Four-year letterwinner at Valley View H.S., where she won two CIF SS Ivy League titles and was a three-time Ivy League MVP
- » Rated a four-star prospect and No. 46 player in the 2023 recruiting class by espnW (No. 4 in California)
- » Registered a double-double in 28 of her last 29 games of her prep career
- » Set career school records in points, rebounds, assists, steals, 3-pointers and blocks

LED TEAM IN...

(INCLUDING TIES)	2024-25	UO Career
POINTS	0	0
REBOUNDS	0	0
ASSISTS	0	0
BLOCKS	0	0
STEALS	0	0
MINUTES	0	0

TEAM RECORD WHEN

FINISHING WITH...	2024-25	UO Career
10+ POINTS	0-0	0-0
20+ POINTS	0-0	0-0
30+ POINTS	0-0	0-0
10+ REBOUNDS	0-0	0-0
DOUBLE-DOUBLE	0-0	0-0

LONG'S CAREER STATS

	GP		Minutes		Field Goals			3-Point			Free-Throws			Rebounds				Assists					Points			
	GP	GS	MIN	AVG	FG	FGA	PCT	FG	FGA	PCT	FT	FTA	PCT	OFF	DEF	TOT	AVG	PF	FO	AST	AST/G	T/O	BLK	STL	PTS	AVG
2023-24*	17	0	182	10.8	30	73	.411	8	32	.250	4	6	.667	4	28	32	1.9	11	0	5	0.3	3	1	10	72	4.2
2024-25	4	0	31	7.9	5	12	.417	2	9	.222	1	2	.500	2	9	11	2.8	5	0	1	0.3	0	0	1	13	3.3
Career	21	0	213	10.2	35	85	.412	10	41	.244	5	8	.625	6	37	43	2.0	16	0	6	0.3	3	1	11	85	4.0

*Played one season at Washington



PHILLIPINA KYEI

6-8 » Jr. » Center » Calgary, Alberta » Crestwood Prep



CAREER HIGHS

Category	Stat	Opponent	Date
Points	23	at Washington State	2/25/24
Rebounds	21	2x, last at Washington	2/23/24
Assists	5	2x, last at #9 USC	1/7/24
Steals	3	4x, last vs. #4 Stanford	3/2/24
Blocks	8	Rice	3/20/23
FG Made	9	2x, last at Washington State	2/25/24
FG Attempts	15	at Washington State	2/25/24
3FG Made	--	--	--
3FG Attempts	--	--	--
FT Made	7	#16 Utah	1/26/24
FT Attempts	8	2x, last vs. #16 Utah	1/26/24

SEASON HIGHS

Category	Stat	Opponent	Date
Points	14	Auburn	11/20/24
Rebounds	11	Auburn	11/20/24
Assists	2	North Texas	11/12/24
Steals	2	Nevada	11/6/24
Blocks	2	Nevada	11/6/24
FG Made	5	Auburn	11/20/24
FG Attempts	9	Auburn	11/20/24
3FG Made	--	--	--
3FG Attempts	--	--	--
FT Made	4	Auburn	11/20/24
FT Attempts	6	Auburn	11/20/24

GAME-BY-GAME STATS

Date	Opponent	MIN	FG-FGA	Pct.	3P-3PA	FT-FTA	OFF	DEF	REB	PF	A	TO	BLK	STL	PTS
Nov. 4	Calif. Baptist	10	1-3	.333	0-0	1-2	1	2	3	1	1	0	1	0	3
Nov. 6	Nevada	7	0-0	.000	0-0	1-2	0	1	1	1	1	0	2	2	1
Nov. 10	#12 Baylor	18	2-5	.400	0-0	0-0	1	4	5	2	1	2	1	0	4
Nov. 12	North Texas	12	3-5	.600	0-0	0-0	3	3	6	0	2	1	0	0	6
Nov. 18	Grand Canyon	6	1-2	.500	0-0	0-0	0	1	1	0	0	0	0	0	2
Nov. 20	Auburn	23	5-9	.556	0-0	4-6	5	6	11	3	0	2	1	0	14
Nov. 25	vs. Georgia Tech														
Nov. 26	vs. S. Dakota St.														
Dec. 4	Washington St.														
Dec. 7	USC														
Dec. 17	Air Force														
Dec. 19	UC Irvine														
Dec. 28	at Illinois														
Dec. 31	at Northwestern														
Jan. 4	Wisconsin														
Jan. 9	at Penn State														
Jan. 12	at Ohio State														
Jan. 15	Purdue														
Jan. 19	Iowa														
Jan. 24	Indiana														
Jan. 30	at Michigan State														
Feb. 2	at Michigan														
Feb. 6	Maryland														
Feb. 9	UCLA														
Feb. 12	Washington														
Feb. 16	at Minnesota														
Feb. 19	at Nebraska														
Feb. 23	Rutgers														
Mar. 2	at Washington														
TOTALS		76	12-24	.500	0-0	6-10	10	17	27	7	5	5	5	2	30

QUICK HITS

- » Needs 221 points and 128 rebounds to be the sixth Duck to join the 1,000-point, 1,000-rebound club
- » Now No. 8 all-time in rebounding in UO history
- » One of just four players in the country last year to average 12.0 points and 11.5 rebounds while shooting over 50.0 FG%
- » Ranked No. 3 nationally in rebounding last season and is the nation's top returning rebounder
- » 20 double-doubles in 32 games last season to tie the Pac-12 lead and tied for No. 7 nationally
- » 28 career double-doubles are tied for 9th in UO history and 20 rank are tied for 6th in a single season
- » Multiple assists in seven straight games from Jan. 5-26 (career-long stretch)
- » Led team in scoring nine times last season after a career-high 23 points at WSU (second career 20-point game)
- » Career-high 21 rebounds twice last season, most since Jillian Alleyne in 2016 (21)
- » Finished last season with the third-most rebounds in a season in program history with 381 and owns two of the top five rebounding seasons in UO history
- » Named an alternate for Team Canada ahead of the 2024 Paris Olympics
- » Played for Team Canada's National Junior Team at the 2022 FIBA Women's Basketball World Cup, helping Canada to a fourth-place finish.

LED TEAM IN...

(INCLUDING TIES)	2024-25	UO Career
POINTS	1	11
REBOUNDS	1	58
ASSISTS	0	9
BLOCKS	4	40
STEALS	0	8
MINUTES	0	1

TEAM RECORD WHEN FINISHING WITH...

FINISHING WITH...	2024-25	UO Career
10+ POINTS	1-0	20-17
20+ POINTS	0-0	1-1
30+ POINTS	0-0	0-0
10+ REBOUNDS	1-0	23-21
DOUBLE-DOUBLE	1-0	17-12

KYEI'S CAREER STATS

	Minutes		Field Goals			3-Point			Free-Throws			Rebounds				PF	FO	AST	AST/G	T/O	BLK	STL	PTS	AVG		
	GP	GS	MIN	AVG	FG	FGA	PCT	FG	FGA	PCT	FT	FTA	PCT	OFF	DEF										TOT	AVG
2021-22	27	0	231	8.6	42	81	.519	0	0	.000	15	23	.652	41	47	88	3.3	22	0	7	0.3	14	15	7	99	3.7
2022-23	35	35	856	24.5	106	196	.541	0	0	.000	34	70	.486	110	266	376	10.7	67	0	52	1.5	74	53	18	246	7.0
2023-24	32	32	943	29.5	161	308	.523	0	0	.000	82	130	.631	136	245	381	11.9	59	1	60	1.9	84	39	21	404	12.6
2024-25	6	1	76	12.7	12	24	.500	0	0	.000	6	10	.600	10	17	27	4.5	7	0	5	0.8	5	5	2	30	5.0
TOTAL	100	68	2106	21.1	321	609	.527	0	0	.000	137	233	.588	297	575	872	8.7	155	1	124	1.2	177	112	48	779	7.8



SARAH RAMBUS

6-3 » Fr. » Forward » Flint, Mich. » IMG Academy (Fla.)



CAREER HIGHS

Category	Stat	Opponent	Date
Points	17	at Nevada	11/21/23
Rebounds	6	2x, last vs. North Texas	11/12/24
Assists	2	2x, last vs. California Baptist	11/4/24
Steals	2	4x, last vs. North Texas	11/12/24
Blocks	3	at Nevada	11/21/23
FG Made	6	at Nevada	11/21/23
FG Attempts	11	Santa Clara	11/18/23
3FG Made	--	--	--
3FG Attempts	1	at Portland	11/30/23
FT Made	5	at Nevada	11/21/23
FT Attempts	6	2x, last vs. Arizona State	1/12/24

SEASON HIGHS

Category	Stat	Opponent	Date
Points	10	California Baptist	11/4/24
Rebounds	6	North Texas	11/12/24
Assists	2	California Baptist	11/4/24
Steals	2	North Texas	11/12/24
Blocks	2	North Texas	11/12/24
FG Made	4	California Baptist	11/4/24
FG Attempts	6	Grand Canyon	11/18/24
3FG Made	--	--	--
3FG Attempts	--	--	--
FT Made	2	2x, last vs. Grand Canyon	11/18/24
FT Attempts	3	California Baptist	11/4/24

GAME-BY-GAME STATS

Date	Opponent	MIN	FG-FGA	Pct.	3P-3PA	FT-FTA	OFF	DEF	REB	PF	A	TO	BLK	STL	PTS
Nov. 4	Calif. Baptist	14	4-5	.800	0-0	2-3	1	2	3	1	2	0	0	0	10
Nov. 6	Nevada	14	2-3	.667	0-0	0-0	0	0	0	3	0	1	1	0	4
Nov. 10	#12 Baylor	7	1-2	.500	0-0	0-0	0	0	0	3	0	4	1	0	2
Nov. 12	North Texas	18	1-5	.200	0-0	1-2	0	6	6	3	1	3	2	2	3
Nov. 18	Grand Canyon	13	3-6	.500	0-0	2-2	1	2	3	3	0	1	0	0	8
Nov. 20	Auburn	18	1-1	1.000	0-0	3-4	0	2	2	3	1	3	0	0	5
Nov. 25	vs. Georgia Tech														
Nov. 26	vs. S. Dakota St.														
Dec. 4	Washington St.														
Dec. 7	USC														
Dec. 17	Air Force														
Dec. 19	UC Irvine														
Dec. 28	at Illinois														
Dec. 31	at Northwestern														
Jan. 4	Wisconsin														
Jan. 9	at Penn State														
Jan. 12	at Ohio State														
Jan. 15	Purdue														
Jan. 19	Iowa														
Jan. 24	Indiana														
Jan. 30	at Michigan State														
Feb. 2	at Michigan														
Feb. 6	Maryland														
Feb. 9	UCLA														
Feb. 12	Washington														
Feb. 16	at Minnesota														
Feb. 19	at Nebraska														
Feb. 23	Rutgers														
Mar. 2	at Washington														
TOTALS		84	12-22	.545	0-0	8-11	2	12	14	16	4	12	4	2	32

QUICK HITS

- » Second career game with 10 or more points in opener vs. CBU
- » Made first career start at Utah Tech last season
- » Set season highs in points, rebounds, blocks and field goals at Nevada last season
- » Connected on all six field goals at Nevada over a season-high 25 minutes off the bench
- » Ranked No. 66 overall in the class of 2022 in the espnW's top 100
- » A four-star recruit, according to ESPN
- » The 11th-ranked forward in the class and top-rated player in the state of Michigan
- » Played three seasons at Flushing (Mich.) H.S. before transferring to IMG Academy in Fla.
- » In her junior season at Flushing, averaged 16.8 ppg, 5.6 rpg, 3.0 bpg, 1.7 spg, 1.4 apg
- » Named AP Division I all-state first team as a junior
- » Helped Flushing to an 18-4 record and the Flint Metro League title

LED TEAM IN...

(INCLUDING TIES)	2024-25	UO Career
POINTS	0	1
REBOUNDS	0	0
ASSISTS	0	0
BLOCKS	2	5
STEALS	0	2
MINUTES	0	0

TEAM RECORD WHEN

FINISHING WITH...	2024-25	UO Career
10+ POINTS	1-0	2-0
20+ POINTS	0-0	0-0
30+ POINTS	0-0	0-0
10+ REBOUNDS	0-0	0-0
DOUBLE-DOUBLE	0-0	0-0

RAMBUS' CAREER STATS

	GP	GS	Minutes		Field Goals			3-Point			Free-Throws			Rebounds				PF	FO	AST	AST/G	T/O	BLK	STL	PTS	AVG
			MIN	AVG	FG	FGA	PCT	FG	FGA	PCT	FT	FTA	PCT	OFF	DEF	TOT	AVG									
2023-24	32	1	416	13.0	46	112	.411	0	1	.000	21	34	.618	11	56	67	2.1	47	0	11	0.3	41	11	8	113	3.5
2024-25	6	0	84	14.0	12	22	.545	0	0	.000	8	11	.727	2	12	14	2.3	16	0	4	0.7	12	4	2	32	5.3
TOTAL	38	1	500	13.2	58	134	.433	0	1	.000	29	45	.644	13	68	81	2.1	63	0	15	0.4	53	15	10	145	3.8



DEJA KELLY

5-8 » Gr. » Guard » Duncanville, Texas » North Carolina



CAREER HIGHS

Category	Stat	Opponent	Date
Points	32	Syracuse	2/9/23
Rebounds	11	Grand Canyon	11/18/24
Assists	8	5x, last vs. California Baptist	11/4/24
Steals	5	vs. Kansas State	11/25/23
Blocks	2	3x, last vs. Florida Gulf Coast	11/23/23
FG Made	13	Syracuse	2/9/23
FG Attempts	25	Syracuse	2/9/23
3FG Made	5	Clemson	1/2/22
3FG Attempts	11	Clemson	1/2/22
FT Made	14	Louisville	1/21/24
FT Attempts	16	Louisville	1/21/24

SEASON HIGHS

Category	Stat	Opponent	Date
Points	21	Nevada	11/6/24
Rebounds	11	Grand Canyon	11/18/24
Assists	8	California Baptist	11/4/24
Steals	3	2x, last vs. North Texas	11/12/24
Blocks	--	--	--
FG Made	9	Nevada	11/6/24
FG Attempts	17	#12 Baylor	11/10/24
3FG Made	3	Nevada	11/6/24
3FG Attempts	6	Nevada	11/6/24
FT Made	6	#12 Baylor	11/10/24
FT Attempts	8	#12 Baylor	11/10/24

GAME-BY-GAME STATS

Date	Opponent	MIN	FG-FGA	Pct.	3P-3PA	FT-FTA	OFF	DEF	REB	PF	A	TO	BLK	STL	PTS
Nov. 4	Calif. Baptist	30	3-10	.300	1-3	3-4	0	7	7	1	8	1	0	0	10
Nov. 6	Nevada	29	9-13	.692	3-6	0-0	0	4	4	2	3	2	0	0	21
Nov. 10	#12 Baylor	32	7-17	.412	0-2	6-8	2	7	9	3	5	1	0	3	20
Nov. 12	North Texas	28	3-9	.333	0-2	1-2	1	2	3	0	2	4	0	3	7
Nov. 18	Grand Canyon	31	0-9	.000	0-3	0-0	1	10	11	3	4	2	0	1	0
Nov. 20	Auburn	36	3-12	.250	0-1	1-2	0	5	5	1	6	2	0	3	7
Nov. 25	vs. Georgia Tech														
Nov. 26	vs. S. Dakota St.														
Dec. 4	Washington St.														
Dec. 7	USC														
Dec. 17	Air Force														
Dec. 19	UC Irvine														
Dec. 28	at Illinois														
Dec. 31	at Northwestern														
Jan. 4	Wisconsin														
Jan. 9	at Penn State														
Jan. 12	at Ohio State														
Jan. 15	Purdue														
Jan. 19	Iowa														
Jan. 24	Indiana														
Jan. 30	at Michigan State														
Feb. 2	at Michigan														
Feb. 6	Maryland														
Feb. 9	UCLA														
Feb. 12	Washington														
Feb. 16	at Minnesota														
Feb. 19	at Nebraska														
Feb. 23	Rutgers														
Mar. 2	at Washington														
TOTALS		186	25-70	.357	4-17	11-16	4	35	39	10	28	12	0	10	65

QUICK HITS

- » Earned honorable mention honors in Big Ten's first weekly awards on Nov. 11.
- » Played four seasons at North Carolina
- » Named to Nancy Lieberman Award watch list for the third straight season (nation's top point guard)
- » One of 50 players added to Naismith Trophy Player of the Year watch list and John. R Wooden Award watch list
- » No. 8 among active players with 1,923 career points
- » Three-time all-ACC first-team selection and two-time WBCA all-America honorable mention pick
- » Left North Carolina in eighth place in program history with 1,858 points
- » Led UNC in scoring each of the last three seasons, scoring at least 16.0 ppg
- » Led Tar Heels to four straight NCAA Tournament appearances, reaching the Sweet Sixteen in 2022
- » No. 11 player in transfer portal, according to ESPN's Charlie Creme
- » Played for Team USA at the 2023 FIBA Women's AmeriCup, winning silver in Leon, Mexico

LED TEAM IN...

(INCLUDING TIES)	2024-25	UO Career
POINTS	2	2
REBOUNDS	2	2
ASSISTS	3	3
BLOCKS	0	0
STEALS	3	3
MINUTES	5	5

TEAM RECORD WHEN FINISHING WITH...

	2024-25	UO Career
10+ POINTS	3-0	3-0
20+ POINTS	2-0	2-0
30+ POINTS	0-0	0-0
10+ REBOUNDS	1-0	1-0
DOUBLE-DOUBLE	0-0	0-0

KELLY'S CAREER STATS

	Minutes		Field Goals			3-Point			Free-Throws			Rebounds				Assists					Points					
	GP	GS	MIN	AVG	FG	FGA	PCT	FG	FGA	PCT	FT	FTA	PCT	OFF	DEF	TOT	AVG	PF	FO	AST	AST/G	T/O	BLK	STL	PTS	AVG
2020-21*	24	23	690	28.8	85	258	.329	27	88	.307	68	84	.810	8	48	56	2.3	42	1	69	2.9	45	1	18	265	11.0
2021-22*	32	32	1020	31.9	171	467	.366	52	144	.361	133	155	.858	12	104	116	3.6	54	0	83	2.6	69	7	45	527	16.5
2022-23*	32	32	1133	35.4	179	480	.373	32	114	.281	137	190	.721	15	109	124	3.9	69	2	101	3.2	78	5	40	527	16.5
2023-24*	33	33	1192	36.1	171	494	.346	34	119	.286	163	235	.694	16	113	129	3.9	83	2	105	3.2	89	9	45	539	16.3
2024-25	6	6	186	30.9	25	70	.357	4	17	.235	11	16	.688	4	35	39	6.5	10	0	28	4.7	12	0	10	65	10.8
Career	127	126	4219	33.2	631	1769	.357	149	482	.309	512	680	.753	55	409	464	3.7	258	5	386	3.0	293	22	158	1923	15.1

*Played four seasons at North Carolina



CAREER HIGHS

Category	Stat	Opponent	Date
Points	--	--	--
Rebounds	--	--	--
Assists	--	--	--
Steals	--	--	--
Blocks	--	--	--
FG Made	--	--	--
FG Attempts	--	--	--
3FG Made	--	--	--
3FG Attempts	--	--	--
FT Made	--	--	--
FT Attempts	--	--	--

SEASON HIGHS

Category	Stat	Opponent	Date
Points	--	--	--
Rebounds	--	--	--
Assists	--	--	--
Steals	--	--	--
Blocks	--	--	--
FG Made	--	--	--
FG Attempts	--	--	--
3FG Made	--	--	--
3FG Attempts	--	--	--
FT Made	--	--	--
FT Attempts	--	--	--

GAME-BY-GAME STATS

Date	Opponent	MIN	FG-FGA	Pct.	3P-3PA	FT-FTA	OFF	DEF	REB	PF	A	TO	BLK	STL	PTS
Nov. 4	Calif. Baptist				DNP										
Nov. 6	Nevada				DNP										
Nov. 10	#12 Baylor				DNP										
Nov. 12	North Texas				DNP										
Nov. 18	Grand Canyon				DNP										
Nov. 20	Auburn				DNP										
Nov. 25	vs. Georgia Tech														
Nov. 26	vs. S. Dakota St.														
Dec. 4	Washington St.														
Dec. 7	USC														
Dec. 17	Air Force														
Dec. 19	UC Irvine														
Dec. 28	at Illinois														
Dec. 31	at Northwestern														
Jan. 4	Wisconsin														
Jan. 9	at Penn State														
Jan. 12	at Ohio State														
Jan. 15	Purdue														
Jan. 19	Iowa														
Jan. 24	Indiana														
Jan. 30	at Michigan State														
Feb. 2	at Michigan														
Feb. 6	Maryland														
Feb. 9	UCLA														
Feb. 12	Washington														
Feb. 16	at Minnesota														
Feb. 19	at Nebraska														
Feb. 23	Rutgers														
Mar. 2	at Washington														

TOTALS

QUICK HITS

- » Missed season's first three games while with the Luxembourg National Team competing at the FIBA EuroBasket 2025 qualifiers
- » Played for Luxembourg club T71 Dudelage in the Luxembourg LBBL
- » Led her team in scoring and rebounding last season at 14.6 ppg and rpg with a 54.2 field goal percentage
- » Named to 2024 Nike Hoops Summit World Team roster, playing against the U.S. at Moda Center in Portland
- » At FIBA U18 Women's European Championship, averaged 31.5 points, 23.3 rebounds and 4.3 assists a game over six contests and leading Luxembourg to the finals vs. Croatia
- » Helped her team to a 24-4 record during league season and EuroCup
- » Represented Luxembourg U18 team at the 2022 European Championships, starting all seven games and recording a double-double in each contest (averaged 19.3 ppg, 17.1 rpg)

LED TEAM IN...

(INCLUDING TIES)	2024-25	UO Career
POINTS	0	0
REBOUNDS	0	0
ASSISTS	0	0
BLOCKS	0	0
STEALS	0	0
MINUTES	0	0

TEAM RECORD WHEN

FINISHING WITH...	2024-25	UO Career
10+ POINTS	0-0	0-0
20+ POINTS	0-0	0-0
30+ POINTS	0-0	0-0
10+ REBOUNDS	0-0	0-0
DOUBLE-DOUBLE	0-0	0-0

ETUTE'S CAREER STATS

GP	GS	Minutes		Field Goals			3-Point			Free-Throws			Rebounds				PF	Assists			Points	
		MIN	AVG	FG	FGA	PCT	FG	FGA	PCT	FT	FTA	PCT	OFF	DEF	TOT	AVG		AST	AST/G	T/O	BLK	STL
2024-25																						
Career																						



OREGON GAME-BY-GAME STATS



2024-25 Oregon Women's Basketball
Team Game-by-Game
All games

Page 1/1
as of Nov 21, 2024

Opponent	Date	Score	Total		3-Pointers		Free throws		Rebounds				PF	A	TO	BLK	STL	PTS	AVG
			FG-FGA	PCT	3FG-3FGA	PCT	FT-FTA	PCT	OFF	DEF	TOT	AVG							
California Baptist	11/04/2024	93-63 W	33-73	.452	13-31	.419	14-22	.636	9	33	42	42.0	15	23	5	1	9	93	93.0
Nevada	11/06/2024	76-58 W	30-59	.508	6-20	.300	10-17	.588	8	22	30	36.0	18	12	13	4	12	76	84.5
Baylor	11/10/2024	76-74 W	29-58	.500	5-13	.385	13-16	.813	7	28	35	35.7	23	17	18	2	8	76	81.7
North Texas	11/12/2024	66-35 W	27-60	.450	7-23	.304	5-9	.556	10	34	44	37.8	17	17	16	4	10	66	77.8
Grand Canyon	11/18/2024	70-54 W	23-61	.377	9-25	.360	15-18	.833	16	31	47	39.6	15	17	13	2	5	70	76.2
Auburn	11/20/2024	70-68 W	28-59	.475	2-8	.250	12-21	.571	18	24	42	40.0	19	13	19	1	10	70	75.2
Total		451	170-370	.459	42-120	.350	69-103	.670	68	172	240	40.0	107	99	84	14	54	451	75.2
Opponents		352	130-341	.381	30-105	.286	62-92	.674	52	140	192	32.0	105	67	101	10	42	352	58.7

Oregon Averages

Games Played	Points/game	FG Pct	3FG Pct	FT Pct	Rebounds/game	Assists/game	Turnovers/game	Assist/Turnover ratio	Steals/game	Blocks/game
6	75.2	45.9	35.0	67.0	40.0	16.5	14.0	1.2	9.0	2.3

OPPONENT GAME-BY-GAME STATS



2024-25 Oregon Women's Basketball
Opponents Game-by-Game
All games

Page 1/1
as of Nov 21, 2024

Opponent	Date	Score	Total		3-Pointers		Free throws		Rebounds				PF	A	TO	BLK	STL	PTS	AVG
			FG-FGA	PCT	3FG-3FGA	PCT	FT-FTA	PCT	OFF	DEF	TOT	AVG							
California Baptist	11/04/2024	93-63 W	24-57	.421	8-31	.258	7-12	.583	3	34	37	37.0	18	18	18	1	2	63	63.0
Nevada	11/06/2024	76-58 W	23-52	.442	3-11	.273	9-13	.692	7	22	29	33.0	11	12	20	1	6	58	60.5
Baylor	11/10/2024	76-74 W	26-64	.406	4-16	.250	18-23	.783	10	22	32	32.7	21	12	12	1	9	74	65.0
North Texas	11/12/2024	66-35 W	12-49	.245	2-10	.200	9-19	.474	8	22	30	32.0	16	5	19	0	7	35	57.5
Grand Canyon	11/18/2024	70-54 W	21-60	.350	5-20	.250	7-10	.700	10	22	32	32.0	17	9	12	1	8	54	56.8
Auburn	11/20/2024	70-68 W	24-59	.407	8-17	.471	12-15	.800	14	18	32	32.0	22	11	20	6	10	68	58.7
Total		352	130-341	.381	30-105	.286	62-92	.674	52	140	192	32.0	105	67	101	10	42	352	58.7
Oregon		451	170-370	.459	42-120	.350	69-103	.670	68	172	240	40.0	107	99	84	14	54	451	75.2

Opponents Averages

Games Played	Points/game	FG Pct	3FG Pct	FT Pct	Rebounds/game	Assists/game	Turnovers/game	Assist/Turnover ratio	Steals/game	Blocks/game
6	58.7	38.1	28.6	67.4	32.0	11.2	16.8	0.7	7.0	1.7



OREGON SINGLE-GAME HIGHS



2024-25 Oregon Women's Basketball
Team High/Low Analysis
All games

Page 1/4
as of Nov 21, 2024

Oregon - Game Highs

POINTS	93		California Baptist (11/04/2024)
	76		Baylor (11/10/2024)
	76		Nevada (11/06/2024)
	70		Auburn (11/20/2024)
	70		Grand Canyon (11/18/2024)
FIELD GOALS MADE	33		California Baptist (11/04/2024)
	30		Nevada (11/06/2024)
FIELD GOAL ATTEMPTS	73		California Baptist (11/04/2024)
	61		Grand Canyon (11/18/2024)
FIELD GOAL PERCENTAGE	.508	(30-59)	Nevada (11/06/2024)
	.500	(29-58)	Baylor (11/10/2024)
3 PT FG MADE	13		California Baptist (11/04/2024)
	9		Grand Canyon (11/18/2024)
3 PT FG ATTEMPTS	31		California Baptist (11/04/2024)
	25		Grand Canyon (11/18/2024)
3 PT FG PERCENTAGE	.419	(13-31)	California Baptist (11/04/2024)
	.385	(5-13)	Baylor (11/10/2024)
FREE THROWS MADE	15		Grand Canyon (11/18/2024)
	14		California Baptist (11/04/2024)
FREE THROW ATTEMPTS	22		California Baptist (11/04/2024)
	21		Auburn (11/20/2024)
FREE THROW PERCENTAGE	.833	(15-18)	Grand Canyon (11/18/2024)
	.813	(13-16)	Baylor (11/10/2024)
REBOUNDS	47		Grand Canyon (11/18/2024)
	44		North Texas (11/12/2024)
ASSISTS	23		California Baptist (11/04/2024)
	17		Grand Canyon (11/18/2024)
	17		North Texas (11/12/2024)
	17		Baylor (11/10/2024)
STEALS	12		Nevada (11/06/2024)
	10		Auburn (11/20/2024)
	10		North Texas (11/12/2024)
BLOCKED SHOTS	4		North Texas (11/12/2024)
	4		Nevada (11/06/2024)
TURNOVERS	19		Auburn (11/20/2024)
	18		Baylor (11/10/2024)
FOULS	23		Baylor (11/10/2024)
	19		Auburn (11/20/2024)



OREGON SINGLE-GAME LOWS



**2024-25 Oregon Women's Basketball
Team High/Low Analysis
All games**

Page 3/4
as of Nov 21, 2024

Oregon - Game Lows

POINTS	66		North Texas (11/12/2024)
	70		Auburn (11/20/2024)
	70		Grand Canyon (11/18/2024)
	76		Baylor (11/10/2024)
	76		Nevada (11/06/2024)
FIELD GOALS MADE	23		Grand Canyon (11/18/2024)
	27		North Texas (11/12/2024)
FIELD GOAL ATTEMPTS	58		Baylor (11/10/2024)
	59		Auburn (11/20/2024)
	59		Nevada (11/06/2024)
FIELD GOAL PERCENTAGE	.377	(23-61)	Grand Canyon (11/18/2024)
	.450	(27-60)	North Texas (11/12/2024)
3 PT FG MADE	2		Auburn (11/20/2024)
	5		Baylor (11/10/2024)
3 PT FG ATTEMPTS	8		Auburn (11/20/2024)
	13		Baylor (11/10/2024)
3 PT FG PERCENTAGE	.250	(2-8)	Auburn (11/20/2024)
	.300	(6-20)	Nevada (11/06/2024)
FREE THROWS MADE	5		North Texas (11/12/2024)
	10		Nevada (11/06/2024)
FREE THROW ATTEMPTS	9		North Texas (11/12/2024)
	16		Baylor (11/10/2024)
FREE THROW PERCENTAGE	.556	(5-9)	North Texas (11/12/2024)
	.571	(12-21)	Auburn (11/20/2024)
REBOUNDS	30		Nevada (11/06/2024)
	35		Baylor (11/10/2024)
ASSISTS	12		Nevada (11/06/2024)
	13		Auburn (11/20/2024)
STEALS	5		Grand Canyon (11/18/2024)
	8		Baylor (11/10/2024)
BLOCKED SHOTS	1		Auburn (11/20/2024)
	1		California Baptist (11/04/2024)
TURNOVERS	5		California Baptist (11/04/2024)
	13		Grand Canyon (11/18/2024)
	13		Nevada (11/06/2024)
FOULS	15		Grand Canyon (11/18/2024)
	15		California Baptist (11/04/2024)



▶ OPPONENT SINGLE-GAME HIGHS



2024-25 Oregon Women's Basketball Team High/Low Analysis All games

Page 2/4
as of Nov 21, 2024

Opponent - Game Highs

POINTS	74		Baylor (11/10/2024)
	68		Auburn (11/20/2024)
	63		California Baptist (11/04/2024)
	58		Nevada (11/06/2024)
	54		Grand Canyon (11/18/2024)
FIELD GOALS MADE	26		Baylor (11/10/2024)
	24		Auburn (11/20/2024)
	24		California Baptist (11/04/2024)
FIELD GOAL ATTEMPTS	64		Baylor (11/10/2024)
	60		Grand Canyon (11/18/2024)
FIELD GOAL PERCENTAGE	.442	(23-52)	Nevada (11/06/2024)
	.421	(24-57)	California Baptist (11/04/2024)
3 PT FG MADE	8		Auburn (11/20/2024)
	8		California Baptist (11/04/2024)
3 PT FG ATTEMPTS	31		California Baptist (11/04/2024)
	20		Grand Canyon (11/18/2024)
3 PT FG PERCENTAGE	.471	(8-17)	Auburn (11/20/2024)
	.273	(3-11)	Nevada (11/06/2024)
FREE THROWS MADE	18		Baylor (11/10/2024)
	12		Auburn (11/20/2024)
FREE THROW ATTEMPTS	23		Baylor (11/10/2024)
	19		North Texas (11/12/2024)
FREE THROW PERCENTAGE	.800	(12-15)	Auburn (11/20/2024)
	.783	(18-23)	Baylor (11/10/2024)
REBOUNDS	37		California Baptist (11/04/2024)
	32		Auburn (11/20/2024)
	32		Grand Canyon (11/18/2024)
	32		Baylor (11/10/2024)
ASSISTS	18		California Baptist (11/04/2024)
	12		Baylor (11/10/2024)
	12		Nevada (11/06/2024)
STEALS	10		Auburn (11/20/2024)
	9		Baylor (11/10/2024)
BLOCKED SHOTS	6		Auburn (11/20/2024)
	1		Grand Canyon (11/18/2024)
	1		Baylor (11/10/2024)
	1		Nevada (11/06/2024)
	1		California Baptist (11/04/2024)
TURNOVERS	20		Auburn (11/20/2024)
	20		Nevada (11/06/2024)
FOULS	22		Auburn (11/20/2024)
	21		Baylor (11/10/2024)



OPPONENT SINGLE-GAME LOWS

2024-25 Oregon Women's Basketball
Team High/Low Analysis
All gamesPage 4/4
as of Nov 21, 2024

Opponent - Game Lows

POINTS	35		North Texas (11/12/2024)
	54		Grand Canyon (11/18/2024)
	58		Nevada (11/06/2024)
	63		California Baptist (11/04/2024)
	68		Auburn (11/20/2024)
FIELD GOALS MADE	12		North Texas (11/12/2024)
	21		Grand Canyon (11/18/2024)
FIELD GOAL ATTEMPTS	49		North Texas (11/12/2024)
	52		Nevada (11/06/2024)
FIELD GOAL PERCENTAGE	.245	(12-49)	North Texas (11/12/2024)
	.350	(21-60)	Grand Canyon (11/18/2024)
3 PT FG MADE	2		North Texas (11/12/2024)
	3		Nevada (11/06/2024)
3 PT FG ATTEMPTS	10		North Texas (11/12/2024)
	11		Nevada (11/06/2024)
3 PT FG PERCENTAGE	.200	(2-10)	North Texas (11/12/2024)
	.250	(5-20)	Grand Canyon (11/18/2024)
	.250	(4-16)	Baylor (11/10/2024)
FREE THROWS MADE	7		Grand Canyon (11/18/2024)
	7		California Baptist (11/04/2024)
FREE THROW ATTEMPTS	10		Grand Canyon (11/18/2024)
	12		California Baptist (11/04/2024)
FREE THROW PERCENTAGE	.474	(9-19)	North Texas (11/12/2024)
	.583	(7-12)	California Baptist (11/04/2024)
REBOUNDS	29		Nevada (11/06/2024)
	30		North Texas (11/12/2024)
ASSISTS	5		North Texas (11/12/2024)
	9		Grand Canyon (11/18/2024)
STEALS	2		California Baptist (11/04/2024)
	6		Nevada (11/06/2024)
BLOCKED SHOTS	0		North Texas (11/12/2024)
	1		Grand Canyon (11/18/2024)
	1		Baylor (11/10/2024)
	1		Nevada (11/06/2024)
	1		California Baptist (11/04/2024)
TURNOVERS	12		Grand Canyon (11/18/2024)
	12		Baylor (11/10/2024)
FOULS	11		Nevada (11/06/2024)
	16		North Texas (11/12/2024)



OREGON INDIVIDUAL SINGLE-GAME HIGHS



2024-25 Oregon Women's Basketball
Player Highs Analysis
All games

Page 1/3
as of Nov 21, 2024

Oregon - Individual Game Highs

POINTS	21		Deja Kelly vs Nevada (11/06/2024)
	20		Deja Kelly vs Baylor (11/10/2024)
	17		Peyton Scott vs Grand Canyon (11/18/2024)
	16		Alexis Whitfield vs Baylor (11/10/2024)
	16		Peyton Scott vs California Baptist (11/04/2024)
FIELD GOALS MADE	9		Deja Kelly vs Nevada (11/06/2024)
	7		Deja Kelly vs Baylor (11/10/2024)
	7		Alexis Whitfield vs Baylor (11/10/2024)
FIELD GOAL ATTEMPTS	17		Deja Kelly vs Baylor (11/10/2024)
	13		Peyton Scott vs Grand Canyon (11/18/2024)
	13		Deja Kelly vs Nevada (11/06/2024)
FIELD GOAL PERCENTAGE (min 5 made)	.714	(5-7)	Amina Muhammad vs Auburn (11/20/2024)
	.714	(5-7)	Alexis Whitfield vs Nevada (11/06/2024)
3 PT FG MADE	3		Peyton Scott vs Grand Canyon (11/18/2024)
	3		Nani Falatea vs North Texas (11/12/2024)
	3		Deja Kelly vs Nevada (11/06/2024)
	3		Elisa Mevius vs California Baptist (11/04/2024)
	3		Sofia Bell vs California Baptist (11/04/2024)
3 PT FG ATTEMPTS	8		Sofia Bell vs California Baptist (11/04/2024)
	6		Sofia Bell vs Grand Canyon (11/18/2024)
	6		Sofia Bell vs Baylor (11/10/2024)
	6		Deja Kelly vs Nevada (11/06/2024)
3 PT FG PERCENTAGE (min 2 made)	.750	(3-4)	Nani Falatea vs North Texas (11/12/2024)
	.750	(3-4)	Elisa Mevius vs California Baptist (11/04/2024)
FREE THROWS MADE	6		Deja Kelly vs Baylor (11/10/2024)
	5		Amina Muhammad vs Grand Canyon (11/18/2024)
FREE THROW ATTEMPTS	8		Deja Kelly vs Baylor (11/10/2024)
	8		Amina Muhammad vs Nevada (11/06/2024)
FREE THROW PERCENTAGE (min 3 made)	1.000	(3-3)	Peyton Scott vs Nevada (11/06/2024)
	.833	(5-6)	Amina Muhammad vs Grand Canyon (11/18/2024)
REBOUNDS	11		Phillipina Kyei vs Auburn (11/20/2024)
	11		Deja Kelly vs Grand Canyon (11/18/2024)
ASSISTS	8		Deja Kelly vs California Baptist (11/04/2024)
	6		Deja Kelly vs Auburn (11/20/2024)
	6		Elisa Mevius vs Baylor (11/10/2024)
STEALS	4		Amina Muhammad vs Nevada (11/06/2024)
	3		Deja Kelly vs Auburn (11/20/2024)
	3		Deja Kelly vs North Texas (11/12/2024)
	3		Deja Kelly vs Baylor (11/10/2024)
	3		Elisa Mevius vs Baylor (11/10/2024)
	3		Alexis Whitfield vs Nevada (11/06/2024)
	3		Amina Muhammad vs California Baptist (11/04/2024)
	3		Elisa Mevius vs California Baptist (11/04/2024)
	3		Elisa Mevius vs California Baptist (11/04/2024)
BLOCKED SHOTS	2		Alexis Whitfield vs Grand Canyon (11/18/2024)
	2		Sarah Rambus vs North Texas (11/12/2024)
	2		Phillipina Kyei vs Nevada (11/06/2024)
TURNOVERS	5		Peyton Scott vs Auburn (11/20/2024)
	5		Peyton Scott vs Baylor (11/10/2024)
FOULS	5		Amina Muhammad vs Baylor (11/10/2024)
	4		Alexis Whitfield vs Auburn (11/20/2024)
	4		Amina Muhammad vs North Texas (11/12/2024)
	4		Amina Muhammad vs California Baptist (11/04/2024)



▶ OPPONENT INDIVIDUAL SINGLE-GAME HIGHS



2024-25 Oregon Women's Basketball Player Highs Analysis All games

Page 2/3
as of Nov 21, 2024

Opponent - Individual Game Highs

POINTS	28		Taliah Scott vs Auburn (11/20/2024)
	24		Jada Walker vs Baylor (11/10/2024)
	19		Darianna Littlepage-Buggs vs Baylor (11/10/2024)
	18		Trinity San Antonio vs Grand Canyon (11/18/2024)
	16		Grace Schmidt vs California Baptist (11/04/2024)
FIELD GOALS MADE	9		Taliah Scott vs Auburn (11/20/2024)
	9		Jada Walker vs Baylor (11/10/2024)
FIELD GOAL ATTEMPTS	22		Taliah Scott vs Auburn (11/20/2024)
	20		Jada Walker vs Baylor (11/10/2024)
FIELD GOAL PERCENTAGE (min 5 made)	.857	(6-7)	Grace Schmidt vs California Baptist (11/04/2024)
	.556	(5-9)	Emma Johansson vs California Baptist (11/04/2024)
3 PT FG MADE	7		Taliah Scott vs Auburn (11/20/2024)
	3		Alyssa Durazo-Frescas vs Grand Canyon (11/18/2024)
	3		Emma Johansson vs California Baptist (11/04/2024)
3 PT FG ATTEMPTS	14		Taliah Scott vs Auburn (11/20/2024)
	8		Sarah Andrews vs Baylor (11/10/2024)
3 PT FG PERCENTAGE (min 2 made)	.667	(2-3)	Jada Walker vs Baylor (11/10/2024)
	.500	(7-14)	Taliah Scott vs Auburn (11/20/2024)
	.500	(3-6)	Emma Johansson vs California Baptist (11/04/2024)
FREE THROWS MADE	5		Darianna Littlepage-Buggs vs Baylor (11/10/2024)
	4		DeYona Gaston vs Auburn (11/20/2024)
	4		Jada Walker vs Baylor (11/10/2024)
	4		Victoria Davis vs Nevada (11/06/2024)
	4		Grace Schmidt vs California Baptist (11/04/2024)
FREE THROW ATTEMPTS	6		Darianna Littlepage-Buggs vs Baylor (11/10/2024)
	5		Yaya Felder vs Baylor (11/10/2024)
	5		Victoria Davis vs Nevada (11/06/2024)
FREE THROW PERCENTAGE (min 3 made)	1.000	(4-4)	DeYona Gaston vs Auburn (11/20/2024)
	1.000	(4-4)	Jada Walker vs Baylor (11/10/2024)
	1.000	(4-4)	Grace Schmidt vs California Baptist (11/04/2024)
	1.000	(3-3)	Taliah Scott vs Auburn (11/20/2024)
REBOUNDS	10		Darianna Littlepage-Buggs vs Baylor (11/10/2024)
	10		Emma Johansson vs California Baptist (11/04/2024)
ASSISTS	6		Sarah Andrews vs Baylor (11/10/2024)
	5		Mar'shaun Bostic vs Auburn (11/20/2024)
	5		Trinity San Antonio vs Grand Canyon (11/18/2024)
	5		Claudia Fiel vs California Baptist (11/04/2024)
STEALS	4		Trinity San Antonio vs Grand Canyon (11/18/2024)
	4		Jada Walker vs Baylor (11/10/2024)
BLOCKED SHOTS	3		DeYona Gaston vs Auburn (11/20/2024)
	1		Taylen Collins vs Auburn (11/20/2024)
	1		Kaitlyn Duhon vs Auburn (11/20/2024)
	1		Taliah Scott vs Auburn (11/20/2024)
	1		Tiarra Brown vs Grand Canyon (11/18/2024)
	1		Kyla Abraham vs Baylor (11/10/2024)
	1		Amelia Raidaveta vs Nevada (11/06/2024)
	1		Emma Johansson vs California Baptist (11/04/2024)
TURNOVERS	9		Mar'shaun Bostic vs Auburn (11/20/2024)
	5		Yaya Felder vs Baylor (11/10/2024)
	5		Grace Schmidt vs California Baptist (11/04/2024)



AVERAGE PER 40 MINUTES



**2024-25 Oregon Women's Basketball
Season Box - Average per 40 Minutes
All games**

Page 1/1
as of Nov 21, 2024

#	Player	min	fgm	fga	pct	3fgm	3fga	pct	ftm	fta	pct	oreb	dreb	treb	pf	a	to	blk	stl	pts
3	BELL, Sofia	40	2.8	9.0	.313	2.8	8.5	.333	1.7	2.3	.750	0.6	2.5	3.1	2.5	1.1	1.7	0.0	1.7	10.2
4	FALATEA, Nani	40	5.6	12.1	.464	3.0	6.9	.438	2.6	4.3	.600	0.4	2.2	2.6	1.3	3.0	1.3	0.4	1.3	16.9
2	FISO, Katie	40	4.0	14.5	.278	0.0	4.0	.000	0.0	0.0	.000	1.6	4.8	6.5	4.8	3.2	2.4	0.8	0.0	8.1
25	KELLY, Deja	40	5.4	15.1	.357	0.9	3.7	.235	2.4	3.4	.688	0.9	7.5	8.4	2.2	6.0	2.6	0.0	2.2	14.0
15	KYEI, Phillipina	40	6.5	12.9	.500	0.0	0.0	.000	3.2	5.4	.600	5.4	9.2	14.5	3.8	2.7	2.7	2.7	1.1	16.2
14	LONG, Ari	40	6.4	15.3	.417	2.5	11.4	.222	1.3	2.5	.500	2.5	11.4	14.0	6.4	1.3	0.0	0.0	1.3	16.5
8	MEVIUS, Elisa	40	6.4	12.1	.528	3.0	6.1	.500	2.4	2.7	.875	3.0	6.7	9.8	3.7	5.4	3.7	0.0	3.0	18.2
5	MUHAMMAD, Amina	40	6.3	10.3	.606	0.0	0.0	.000	3.4	6.9	.500	5.0	5.3	10.3	5.3	2.5	2.5	0.3	2.8	16.0
23	RAMBUS, Sarah	40	5.7	10.5	.545	0.0	0.0	.000	3.8	5.2	.727	1.0	5.7	6.7	7.6	1.9	5.7	1.9	1.0	15.2
10	SCOTT, Peyton	40	7.2	13.9	.521	1.7	4.6	.375	3.5	4.0	.857	0.9	2.6	3.5	2.3	3.8	4.3	0.0	0.9	19.7
13	TILLIANDER, Filippa	40	0.0	0.0	.000	0.0	0.0	.000	0.0	0.0	.000	0.0	14.1	14.1	0.0	0.0	0.0	0.0	0.0	0.0
11	WAGNER, Sammie	40	6.5	9.8	.667	6.5	9.8	.667	0.0	0.0	.000	0.0	9.8	9.8	3.3	0.0	0.0	0.0	3.3	19.6
1	WHITFIELD, Alexis	40	6.2	12.5	.500	0.6	1.7	.333	0.3	0.6	.500	0.9	5.7	6.5	4.0	2.6	2.6	0.6	2.3	13.3

Note: All statistics are pro-rated based on an average per 40-minute game.

POINTS-REBOUNDS-ASSISTS



**2024-25 Oregon Women's Basketball
Points-rebounds-assists
All games**

Page 1/1
as of Nov 21, 2024

Opponent	Date	Score	1	2	3	4	5	8	10	11	13	14	15
			WHITFIELD, A	FISO, K	BELL, S	FALATEA, N	MUHAMMAD, A	MEVIUS, E	SCOTT, P	WAGNER, S	TILLIANDER, F	LONG, A	KYEI, P
California Baptist	11/04/2024	93-63 W	9-8-0	2-3-3	9-0-2	2-0-0	7-4-2	14-6-3	16-2-1	3-2-0	0-0-0	8-4-1	3-3-1
Nevada	11/06/2024	76-58 W	10-3-2	4-2-0	2-1-1	1-0-0	13-7-1	8-2-1	12-2-3	0-1-0	DNP	0-5-0	1-1-1
Baylor	11/10/2024	76-74 W	16-5-1	0-0-0	6-4-0	12-2-2	8-3-1	4-4-6	4-0-1	DNP	DNP	DNP	4-5-1
North Texas	11/12/2024	66-35 W	4-3-3	4-3-1	5-1-0	11-3-1	2-4-1	11-7-2	6-1-4	3-0-0	0-1-0	4-2-0	6-6-2
Grand Canyon	11/18/2024	70-54 W	6-3-3	0-0-0	8-3-1	9-1-3	11-10-1	8-6-3	17-4-2	DNP	DNP	1-0-0	2-1-0
Auburn	11/20/2024	70-68 W	2-1-0	DNP	6-2-0	4-0-1	10-5-2	9-4-1	13-3-2	DNP	DNP	DNP	14-11-0

Opponent	Date	Score	23	25
			RAMBUS, S	KELLY, D
California Baptist	11/04/2024	93-63 W	10-3-2	10-7-8
Nevada	11/06/2024	76-58 W	4-0-0	21-4-3
Baylor	11/10/2024	76-74 W	2-0-0	20-9-5
North Texas	11/12/2024	66-35 W	3-6-1	7-3-2
Grand Canyon	11/18/2024	70-54 W	8-3-0	0-11-4
Auburn	11/20/2024	70-68 W	5-2-1	7-5-6



AROUND THE BIG TEN

AS OF NOV. 19

Team	Conference		Overall		Home	Away	Neutral	Last 10	Streak
	W-L	Pct.	W-L	Pct.					
Maryland	0-0	.000	5-0	1.000	3-0	2-0	0-0	5-0	W5
Michigan State	0-0	.000	5-0	1.000	4-0	1-0	0-0	5-0	W5
Minnesota	0-0	.000	5-0	1.000	3-0	0-0	2-0	5-0	W5
Oregon	0-0	.000	5-0	1.000	5-0	0-0	0-0	5-0	W5
Penn State	0-0	.000	5-0	1.000	5-0	0-0	0-0	5-0	W5
Illinois	0-0	.000	4-0	1.000	4-0	0-0	0-0	4-0	W4
Iowa	0-0	.000	4-0	1.000	2-0	1-0	1-0	4-0	W4
Nebraska	0-0	.000	4-0	1.000	3-0	0-0	1-0	4-0	W4
Rutgers	0-0	.000	4-0	1.000	4-0	0-0	0-0	4-0	W4
UCLA	0-0	.000	4-0	1.000	3-0	0-0	1-0	4-0	W4
USC	0-0	.000	4-0	1.000	3-0	0-0	1-0	4-0	W4
Ohio State	0-0	.000	3-0	1.000	2-0	1-0	0-0	3-0	W3
Washington	0-0	.000	4-1	.800	4-0	0-1	0-0	4-1	L1
Michigan	0-0	.000	3-1	.750	3-0	0-0	0-1	3-1	W3
Purdue	0-0	.000	3-1	.750	3-1	0-0	0-0	3-1	W2
Wisconsin	0-0	.000	3-1	.750	3-0	0-1	0-0	3-1	W1
Indiana	0-0	.000	2-2	.500	2-1	0-1	0-0	2-2	W1
Northwestern	0-0	.000	1-2	.333	1-2	0-0	0-0	1-2	W1

BIG TEN WEEKLY AWARDS

PLAYER OF THE WEEK

Date	Player	School
Nov. 11	Destiny Adams	Rutgers
Nov. 18	Lauren Betts	UCLA
Nov. 25		
Dec. 2		
Dec. 9		
Dec. 16		
Dec. 23		
Dec. 30		
Jan. 6		
Jan. 13		
Jan. 20		
Jan. 27		
Feb. 3		
Feb. 10		
Feb. 17		
Feb. 24		
March 3		

FRESHMAN OF THE WEEK

Date	Player	School
Nov. 11	Syla Swords	Michigan
Nov. 18	Mila Holloway	Michigan
Nov. 25		
Dec. 2		
Dec. 9		
Dec. 16		
Dec. 23		
Dec. 30		
Jan. 6		
Jan. 13		
Jan. 20		
Jan. 27		
Feb. 3		
Feb. 10		
Feb. 17		
Feb. 24		
March 3		

PRESEASON POLLS

COACHES POLL

Rank	Team
1.	USC
2.	UCLA
3.	Ohio State
4.	Maryland
5.	Indiana

MEDIA POLL

Rank	Team
1.	USC
2.	UCLA
3.	Ohio State
4.	Maryland
5.	Indiana



BIG TEN IN THE POLLS

AP/WBCA	ILL	IND	IOWA	MARY	MICH	MSU	MINN	NEB	NW	OSU	ORE	PSU	PUR	RUT	UCLA	USC	WASH	WISC
PRE	rv/rv	25/24	rv/rv	18/18	--/rv	rv/--	--/--	23/23	--/--	14/14	--/--	--/--	--/--	--/--	5/6	3/3	--/--	--/--
Nov. 11	23/24	rv/rv	rv/rv	11/14	rv/rv	rv/rv	--/--	21/20	--/--	12/12	25/rv	--/--	--/--	--/--	5/6	3/3	--/--	--/--
Nov. 18	22/23	--/rv	rv/rv	11/13	rv/rv	rv/rv	--/--	21/19	--/--	12/11	23/25	--/--	--/--	--/--	5/6	3/3	--/--	--/--
Nov. 25																		
Dec. 2																		
Dec. 9																		
Dec. 16																		
Dec. 23																		
Dec. 30																		
Jan. 6																		
Jan. 13																		
Jan. 20																		
Jan. 27																		
Feb. 3																		
Feb. 10																		
Feb. 17																		
Feb. 24																		
March 3																		



1

ALEXIS WHITFIELD
Gr. | Forward | 6-2
West Hills, Calif.



2

KATIE FISO
Fr. | Guard | 5-11
Seattle, Wash.



3

SOFIA BELL
So. | Guard | 6-1
Portland, Ore.



4

NANI FALATEA
R-Jr. | Guard | 5-9
Salt Lake City, Utah



5

AMINA MUHAMMAD
Jr. | Forward | 6-4
DeSoto, Texas



8

ELISA MEVIUS
Jr. | Guard | 5-10
Rendsburg, Germany



10

PEYTON SCOTT
Gr. | Guard | 5-8
Lynchburg, Ohio



11

SAMMIE WAGNER
R-So. | Guard/Forward | 6-1
San Antonio, Texas



12

SALIMATOU KOUROUMA
Gr. | Forward | 6-1
Kati, Mali



13

FILIPPA TILLIANDER
So. | Forward | 6-1
Malmö, Sweden



14

ARI LONG
So. | Guard | 6-0
Moreno Valley, Calif.



15

PHILLIPINA KYEI
Sr. | Center | 6-8
Calgary, Alberta, Canada



23

SARAH RAMBUS
So. | Forward | 6-3
Flint, Mich.



25


DEJA KELLY
Gr. | Guard | 5-8
Duncanville, Texas



35

EHIS ETUTE
Fr. | Forward | 6-0
Dudelange, Luxembourg

COACHING STAFF




KELLY GRAVES
Head Coach
11th Season



JODIE BERRY
Associate Head Coach
11th Season




JERISE FREEMAN
Assistant Coach,
Recruiting Coordinator
1st Season



TRE SIMMONS
Assistant Coach
2nd Season



LISA O'MEARA
Director of Creativity,
Assistant Coach
2nd Season



OTI GILDON
Director of Player
Development,
Assistant Coach
2nd Season