



GEORGIA TECH BASKETBALL 2024-25

ACC Champions 1985, 1990, 1993, 2021 • Final Four 1990, 2004 • 17 NCAA Tournament appearances

2024-25 Schedule/Results

Date	Opponent	TV	Time
N6	WEST GEORGIA	ACCNX	W, 85-62
N10	NORTH FLORIDA	ACCNX	L, 93-105
N12	TEXAS SOUTHERN	ACCNX	W, 81-62
N15	GEORGIA	ACCNX	8 p.m.
N23	CINCINNATI	ACCNX	2 p.m.
N27	CHARLESTON SOUTHERN	ACCNX	7:30 p.m.
N30	CENTRAL ARKANSAS	ACCNX	1 p.m.
D3	at Oklahoma*	ESPNU	9 p.m.
D7	at North Carolina	ACC Network	2 p.m.
D15	vs. Northwestern+	tba	3:30 p.m.
D18	UMBC	ACCNX	7:30 p.m.
D21	DUKE	ACC Network	12 p.m.
D28	ALABAMA A&M	ACC Network	12 p.m.
D31	NOTRE DAME	ACC Network	2:30 p.m.
J4	BOSTON COLLEGE	ESPNU	12 p.m.
J7	at Syracuse	ACC Network	7 p.m.
J11	at SMU	ESPN2/U	4 p.m.
J14	CLEMSON	ACC Network	9 p.m.
J18	at Florida State	ESPNU	tba
J22	VIRGINIA TECH	ESPN2/U	7 p.m.
J28	at Notre Dame	ACC Network	9 p.m.
F1	LOUISVILLE	The CW	3:45 p.m.
F4	at Clemson	ACC Network	9 p.m.
F8	at Virginia	The CW	5:30 p.m.
F12	STANFORD	ACC Network	7 p.m.
F15	CALIFORNIA	ACC Network	4 p.m.
F22	at Boston College	ACC Network	2 p.m.
F25	at Pittsburgh	ACC Network	7 p.m.
M1	NC STATE	ACC Network	3 p.m.
M4	MIAMI	ACC Network	7 p.m.
M8	at Wake Forest	The CW	12 p.m.

M11-15 ACC Tournament%

*SEC/ACC Challenge; +MIKE Tip-Off (Fiserve Forum, Milwaukee, Wis.); %ACC Tournament (Charlotte, N.C.)

All times Eastern; home games in ALL CAPS

RADIO: Georgia Tech Sports Network by Legends Sports

Announcers	Andy Demetra, Randy Waters
Producer/Engineer	Isiah Stewart
Network station in Atlanta	680 AM / 93.7 FM
Satellite Radio	SiriusXM ch. 371 (app 371)
Online	GT Gameday App, Ramblinwreck.com
Tuneln	buzz.gt/LiveTuneln

Live Stream ACC Network Extra

Announcers	Wiley Ballard, Jon Babul
------------	--------------------------

Communications

GTMBB contact	Mike Stamus
Phone	404-218-9723 (cell)
E-mail	mstamus@athletics.gatech.edu

Social Media: #StingEm

Official Twitter	@GTMBB
Facebook	gtmensbasketball
Instagram	gtmensbasketball

GEORGIA TECH (2-1, 0-0 ACC) vs. GEORGIA (3-0, 0-0 SEC)

Game 4 • November 15, 2024 • McCamish Pavilion • Atlanta, Ga.

Jackets Host Georgia in 200th Meeting

Georgia Tech continues its season-opening homestand Friday evening, when the Yellow Jackets host Georgia in the 200th renewal of the in-state men's basketball rivalry at 8 p.m. at McCamish Pavilion in Atlanta.

Tech, trying to improve upon a 14-18 mark in Damon Stoudamire's first season as head coach on The Flats, comes into the contest with a 2-1 record, having defeated West Georgia (85-62) and Texas Southern (81-62), sandwiched around a 105-93 loss to North Florida.

The Bulldogs, in their third season under Mike White and coming off an NIT appearance in 2023-24, have won all three of their games to date, downing Tennessee Tech (83-78), Texas Southern (92-64) and North Florida (90-77).

Friday's game will be streamed live on ACC Network Extra, available on the ESPN app. Radio coverage is on the Georgia Tech Sports Network by Legends Sports and flagship station 680 the Fan (680 AM/93.7 FM). The Tech broadcast is also available on SiriusXM channel 371 and the SiriusXM app.

Tech to Retire Dennis Scott's No. 4

Georgia Tech's **Dennis Scott**, the 1990 Atlantic Coast Conference and Sporting News National Men's Basketball Player of the Year and a first-team All-American by six organizations, will have his jersey No. 4 officially retired by the Institute during a halftime ceremony Friday night.

Joined by several of his teammates and his head coach, **Bobby Cremins**, as well as his family, Scott will see his number

EVENT INFORMATION

Site	McCamish Pavilion, Atlanta, Ga.
Series vs. Georgia	Tech leads, 107-92
At McCamish Pavilion	Tech leads, 63-27
Last meeting	12/5/2023 - UGA def. Tech, 76-62, in Athens
Trend	UGA has won 6 of last 8

GEORGIA TECH YELLOW JACKETS

Rankings (AP/coaches/KenPom/NET)	nr nr 89 nr
Record breakdown	2-1 home 0-0 road 0-0 neutral
Head coach	Damon Stoudamire (Arizona, 1995)
Career record/at GT	87-96 (7th yr) 16-19 (2nd yr)
Stoudamire vs. UGA	0-1

GEORGIA BULLDOGS

Rankings (AP/coaches/KenPom/NET)	nr nr 72 nr
Record breakdown	3-0 home 0-0 road 0-0 neutral
Head coach	Mike White (Ole Miss, 1999)
Career record/at UGA	282-161 (14th yr) 40-33 (3rd yr)
White vs Georgia Tech	1-1

ROSTER AT-A-GLANCE (#indicates last-game starter)

1	Naithan George# G.....6-3185.....So..... Toronto, Ontario.....9.3 ppg....6.7 apg > 20-to-5 assist/turnover ratio (4-to-1) through 3 games, 9-of-11 FT
2	Javian McCollum# G.....6-2175.....Sr..... Fort Myers, Fla.15.3 ppg....4.0 apg > Transfer from Oklahoma; 10+ points in each game so far, 53.3% FG, 46.7% 3pt FG, 7-8 FT
3	Jaeden Mustaf G.....6-5210.....Fr..... Bowie, Md.4.0 ppg....2.0 apg > Played 2023-24 at Overtime Elite; four-star prospect, No. 58 nationally; missed last 2 games (inj)
12	Ryan Mutombo C.....7-2255.....Gr..... Atlanta, Ga.....--.....-- > Transfer from Georgetown; played in 54 games (1 start) over three seasons, 8.1 mpg
11	Baye Ndongo# F6-9240.....So..... Mboro, Senegal16.3 ppg....9.3 rpg > Made pre-season All-ACC team; double-doubles each of last 2 games
35	Emmer Nichols F6-6223.....r-So. Woodside, Calif.....--.....-- > Non-scholarship player in 3rd year in the program, redshirted in 2022-23, played 1 game last season
9	Luke O'Brien F6-8225.....Gr..... Littleton, Colo.11.5 ppg....9.0 rpg > Transfer from Colorado; played in 111 games over 4 seasons, 29 career starts; missed TSU game (inj)
45	Doryan Onwuchekwa# C.....6-11240.....Fr..... Dallas, Texas2.7 ppg....5.7 rpg > 3-star center prospect, No. 112 nationally, No. 19 among centers, made 1st start vs. Texas Southern (9 reb)
31	Duncan Powell F6-8235.....r-Jr. Dallas, Texas5.7 ppg....3.0 rpg > Transfer from Sacramento St., also played at N.C. A&T; 23 starts in 2023-24, double-figure pts 21 times
14	Kowacie Reeves, Jr.# G.....6-7205.....Sr..... Macon, Ga.15.7 ppg....4.0 rpg > Started all 35 games as a Yellow Jacket, double figures in 16 games (all 3 this season)
33	Marcos San Miguel G.....6-4203.....So..... Smyrna, Ga.--.....-- > Non-scholarship player in 2nd year in the program, played in 1 game
30	Ibrahim Souare F6-9225.....r-Fr. Conakry, Guinea0.5 ppg....4.0 rpg > Red-shirted in 2023-24, played average 5.4 minutes in 3 games
10	Darrion Sutton F6-8205.....Fr..... St. Louis, Mo.0.0 ppg....0.0 rpg > Attended Overtime Elite in 2023-24; four-star prospect; missed last 2 games (inj)
0	Lance Terry G.....6-3200.....r-Sr. College Park, Ga.12.0 ppg....1.3 apg > No. 2 scorer in 2022-23 (10.1 ppg), red-shirted in 2023-24, 10+ points in last 2 games
32	Dyllan Thompson G/F.....6-7215.....Fr..... Sugar Land, Texas--.....-- > Non-scholarship prospect in 1st year at Tech; multi-sport standout, all-state in basketball

TECH NOTEBOOK

Tech Team Statistics

Category	2024-25	ACC	NCAA
Scoring offense	86.3	9	82
Scoring defense	76.3	16	269
Scoring margin	+10.0	15	177
Field goal pct.	.449	10	212
Effective FG pct.	.524	10	191
Field goal pct. def.	.412	14	170
3-pt FG pct.	.337	12	185
3-pt FG per game	10.3	3	70
3-pt FG att. per game	30.7	2	38
3-pt FG pct. def.	.350	14	258
3-pt FG allowed	7.0	-	-
Free throw pct.	69.8	14	191
FT made per game	14.7	13	165
FT attempts per game	21.0	11	170
Rebounds per game	45.3	3	33
Rebound margin	+9.7	6	76
O-Reb per game	13.3	7	90
D-Reb per game	32.0	2	23
Assists per game	18.7	3	47
Assist/TO ratio	1.56	10	83
Turnover margin	-2.3	17	280
Turnovers per game	12.0	12	152
Turnovers forced per game	9.7	17	319
Blocks per game	4.3	9	114
Steals per game	4.0	18	340
Fouls per game	18.3	12	220
Bench points per game	22.0	10	219
Fast break points per game	12.7	8	156

Rankings through games of November 12

Games Started/Finished

Player	2024-25	Conf.	Career	*Finished
Naithan George	3	21	30	2
Javian McCollum	3	17	59	3
Jaeden Mustaf	-	-	-	-
Ryan Mutombo	-	1	1	-
Baye Ndongo	3	21	31	1
Emmer Nichols	-	-	-	-
Luke O'Brien	2	12	31	-
Doryan Onwuchekwa	1	-	-	-
Duncan Powell	-	10	27	2
Kowacie Reeves, Jr.	3	21	51	1
Marcos San Miguel	-	-	-	-
Ibrahim Souare	-	-	-	2
Darrion Sutton	-	-	-	1
Lance Terry	-	-	58	3
Dyllan Thompson	-	-	-	-

*Includes starts at previous school and in conference tournaments

Conf. & Games finished includes only 2023-24 season

Non-Conference Breakdown

Team	Conf.	Record	Conf.	KP	NET
Alabama A&M	SWAC	2-0	0-0	344	-
Char. Southern	Big South	1-2	0-0	274	-
Cincinnati#	Big 12	2-0	0-0	13	-
Georgia#	SEC	3-0	0-0	73	-
North Florida	A-Sun	3-1	0-0	139	-
Northwestern*	Big Ten	0-0	0-0	41	-
Oklahoma	SEC	2-0	0-0	45	-
Texas Southern	SWAC	1-3	0-0	276	-
UMBC	Am-East	2-1	0-0	298	-
West Georgia+	A-Sun	0-3	0-0	334	-
GT strength of schedule rank				305	-
GT NC strength of schedule rank				305	-
vs. Quad 1: 0-0	vs. Quad 2: 0-0				
vs. Quad 3: 0-0	vs. Quad 4: 0-0				

KP - KenPom.com, NET - NCAA NET rankings

Through games of Nov. 12, 2024

*NCAA Tournament, #NIT in 2023-24, +1st year Division I

hung from the rafters at McCamish Pavilion next to those of six other Yellow Jacket greats, joining Roger Kaiser (No. 21), Rich Yunkus (No. 40), Mark Price (No. 25), John Salley (No. 22), Tom Hammonds (No. 20) and Matt Harpring (No. 15). Tech will offer the first 2,000 fans through the gates a commemorative rally towel featuring a likeness of Scott's jersey.

The 6-foot-8 Scott is one of five Georgia Tech players ever to be named a first-team All-American by an NCAA-recognized organization, named in 1990 by Basketball Times, The Sporting News, the Wooden Award, the United States Basketball Writers of America, the Naismith Award and The National. He also earned second-team honors by three other organizations, and was a finalist for the Naismith and Wooden Awards in 1990.

Scott, part of the Yellow Jackets' legendary Lethal Weapon 3 trio with Brian Oliver and Kenny Anderson, led Tech to its second all-time ACC title that year, and to the first NCAA Final Four in program history, winning 28 games before falling to UNLV in the national semifinal in Denver, Colo.

The Tip-Off

- Tech and Georgia are meeting for the 200th time on the hardwood in a series that dates back to 1906, and for the 91st time on the Yellow Jackets' home court. In terms of longest series history, Clemson comes the closest with 146 all-time meetings.

- Friday is game 4 in Georgia Tech's seven-game homestand to open the 2024-25 season. The Yellow Jackets do not leave Atlanta until they visit Oklahoma on Dec. 3 in the SEC/ACC Challenge.

- Tech has scored 80-plus points in each of its first three games. The Yellow Jackets haven't scored 80 or more in three straight games since last in the 2007-08 season (80 vs. Clemson, 86 vs. Boston College, 94 vs. Virginia). Georgia has exceeded 80 points in each of its games as well.

- Tech has averaged 10.3 three-point field goals made and 30.6 three-pointers attempted through three games. The Jackets averaged 7.9 made threes and 24.8 attempts last season, attempting a school-record 780 threes.

- Tech has connected on 10 or more threes in a game 10 times under Damon Stoudamire, including each of the Jackets' last two games.

- Tech has a 56-to-36 assist/turnover ratio through three games, averaging 18.6 assists per game on 30.6 field goals made (60.8 percent).

- Five Tech players scored in double digits in each of Tech's last two games. Five Yellow Jackets are averaging in double figures for the season, while six Georgia players have done so.

- Javian McCollum, Baye Ndongo and Kowacie Reeves, Jr., each have scored in double digits in all three of Tech's games.

Last Time Out

A well-balanced offense and strong team defense provided Georgia Tech with its second victory of the season as the Yellow Jackets took down Texas Southern (1-3), 81-62, on Tuesday evening inside McCamish Pavilion. Tech led by as many as 30 points in the second half.

For the second straight game, five different Yellow Jackets finished in double-figures, led by 19 from Baye Ndongo, who recorded his eighth-career double-double and second in as many games (19 points and 11 rebounds). Naithan George was up to his usual tricks, finishing with a season high 16 points to go along with six assists, three boards and a steal. Kowacie Reeves Jr. filled the stat sheet, making 15 points, seven rebounds, three assists, two blocks and a steal, while Javian McCollum (14) and Lance Terry (13) rounded out the Jackets in double-figures.

The Yellow Jackets made 26 free throws, the most in a regulation game in five seasons, to capture the mid-week win.

Series vs. Georgia (107-92)

Home: 63-27, Away: 31-55, Neutral: 13-10

All Home Games: 63-27
At Alexander Memorial Coliseum: 31-9
At McCamish Pavilion: 3-2
All Other Home Courts: 29-16
In Athens: 31-55
At Stegeman Coliseum: 6-29
All Neutral Games: 13-10
At The Omni: 8-6
In Atlanta: 70-34
As SEC members: 55-29
As SIC members: 11-11
Under Whack Hyder: 38-21
Under Dwane Morrison: 6-10
Under Bobby Cremins: 10-10
Under Paul Hewitt: 4-7
Under Brian Gregory: 4-1
Under Josh Pastner: 2-4
Under Damon Stoudamire: 0-1
Vs. Mark Fox: 4-5
Vs. Tom Crean: 1-2
Vs. Mike White: 1-1
Longest Winning Streak: 10 games (1958-61)
Longest Losing Streak: 7 games (1909-21, 1980-84)
Most Points Scored: 112 on 12-19-1990
Fewest Points Scored: 8 on 2-14-1914
Most Points Allowed: 105 on 12-19-1990
Fewest Points Allowed: 11 on 3-17-1906
Largest Margin of Victory: 38 on 12-5-2004
Largest Margin of Defeat: 69 on 1-22-1909

Recent Series Results

12-13-1995 19/20 a L 70-94
12-3-1996 h10 W 62-61
12-23-1997 nr/23 a L 71-77
12-13-1998 (ot) h10 W 84-79
12-8-1999 a L 68-70
12-6-2000 h10 L 70-75
12-9-2001 a L 82-95
11-27-2002 17/18 ... h10 W 83-77
1-3-2004 (2ot) 4/4 a L 80-83
12-5-2004 4/4 h10 W 87-49
12-7-2005 a L 75-91
12-22-2006 h10 W 78-69
1-9-2008 a L 72-79
1-6-2009 h10 W 67-62
1-5-2010 20/17 a L 66-73
12-7-2010 h10 L 72-73
12-7-2011 a W 68-56
12-4-2012 h15 W 62-54
11-15-2013 a W 80-71
11-14-2014 h15 W 80-73
12-19-2015 a L 61-75
12-20-2016 h15 L 43-60
12-19-2017 a L 59-80
12-22-2018 h15 L 59-70
11-20-2019 a L 78-82
11-19-2021 a W 88-78
12-6-2022 h15 W 79-77
12-5-2023 a L 62-76

GAME NOTES

TECH NOTEBOOK

Georgia Tech Quick Facts

Official Name: Georgia Institute of Technology
Location: Atlanta, Ga.
Enrollment: 47,946
Founded: 1885
Colors: Old Gold and White
Nickname: Yellow Jackets, Ramblin' Wreck
Mascot: Buzz (Yellow Jacket)
Fight Songs: Ramblin' Wreck, White and Gold
Conference: Atlantic Coast (ACC)
Home Arena: McCamish Pavilion (capacity 8,600)
President: Dr. Angel Cabrera
Director of Athletics: J Batt
Faculty Rep. for Athletics: Dr. Jenna Jordan
Head Coach: Damon Stoudamire (Arizona, 1995) Record at Tech: 2-1 (2nd season) Overall: 87-96 (7th season) ACC Regular Season: 7-13 ACC Tournament: 0-1 NCAA Tournament: 0-0
Associate Head Coach: Karl Hobbs (Connecticut, 1984), 2nd season
Assistant Coach: B.J. Elder (Georgia Tech, 2014), 6th season
Assistant Coach: Pershin Williams (North Florida, 2005), 2nd season
Assistant Coach: Nate Babcock (Wisconsin-Eau Claire, 2009), 2nd season
Assistant Coach: Bonzi Wells (Ball State, 1998), 2nd season
Quality Control Specialist: Greg Gary (Tulane, 1992), 1st season
Director of Player Personnel: Matt Holt (Northeastern, 2011), 2nd season
Director of Scouting: Hayden Sheridan (Arizona, 2016), 7th season
Director of Operations: Iba
Assistant Director of Operations: Taylor Ann Hendricks (Iowa State, 2020), 3rd season
Special Assistant to the Head Coach: James Forrest (Georgia Tech, 1995), 1st season
Associate Director of Sports Medicine: Richard Stewart (Salisbury, 2005), 18th season
Director of Strength and Conditioning: Justin Landry (Cal State East Bay, 2012), 2nd season
Recruiting and Operations Coordinator: Jake Albutus (Western Michigan, 2020), 2nd season

Basketball History

110th season: 1st game, Feb. 17, 1906 vs. Auburn
All-time Record: 1,453-1,324!
Winning/Losing/500 Seasons: 55 / 50 / 4
NCAA Appearances (17): 23-17 record 1960, 1985, 1986, 1987, 1988, 1989, 1990, 1991, 1992, 1993, 1996, 2001, 2004, 2005, 2007, 2010, 2021
Final Fours (2): 1990, 2004
NIT Appearances (8): 10-8 record 1970, 1971, 1984, 1994, 1998, 1999, 2003, 2016
ACC Championships (4): 1985, 1990, 1993, 2021
ACC Regular-Season Titles (2): 1985 (tie), 1996
ACC Regular-Season Record (45th season): 294-435!
ACC Tournament Record: 29-40
SEC Championships (1): 1938
SEC Regular-Season Titles (1): 1937
SEC Regular-Season Record (1932-64): 201-207
Metro Conference Regular-Season Record (1975-78): 9-10
Metro Conference Tournament Record: 4-3
Record at McCamish Pavilion: 133-76! (12 seasons)
Record at Alexander Memorial Coliseum: 556-194 (55 seasons, 1956-2011)
Record at State Farm Arena: 8-12
Record at Gas South Arena: 4-1
Record at Georgia Dome: 9-5
All-Time Head Coaches: 14
ACC Head Coaches: 5
All-America Selections: 14 (12 players)
Consensus All-Americans: 2
First-Team All-Americans: 5
National Players of the Year: 1
All-ACC Selections: 57 times (34 players)
ACC Players of the Year: 2
ACC Rookies of the Year: 11
ACC Coaches of the Year: 5 (3 coaches)
ACC Tournament MVPs: 4
ACC All-Freshman Team: 15

! On-court record (Georgia Tech had 22 wins and one loss during the 2016-17 and 2017-18 seasons vacated by the NCAA's Committee on Infractions)

Notable

- **Baye Ndongo** has notched a double-double in each of his last two games (20/10 vs. North Florida, 19/11 vs. Texas Southern) and has eight for his career. He has reached double-digits in points 22 times as a Yellow Jacket and double digits in rebounds 10 times. Ndongo is Tech's top scorer (16.5 ppg) and rebounder (9.3 rpg).
- **Naithan George** has reached double-figure points 13 times at Tech (16 vs. Texas Southern). He matched his career free throw highs, hitting 8-of-10 from the stripe (also hit 8-of-10 vs. North Carolina 1/30/2024)
- George has 20 assists against four turnovers in three games, at least six assists in each game. He has dealt six assists or more 13 times in his career. His career high in assists is 11 vs. Notre Dame, Jan. 9, 2024.
- **Lance Terry** added 13 off the bench against TSU, has 15 double-figure games as a Yellow Jacket, 48 in his career. He is Tech's No. 4 scorer at 12.0 ppg.
- **Javian McCollum** has scored in double figures 48 times in his career. He had 14 points and five rebounds against Texas Southern, and is the Jackets' No. 3 scorer at 15.3 ppg.
- McCollum has hit at least one three-pointer in 50 of 60 games dating back to the beginning of his sophomore year.
- **Kowacie Reeves, Jr.**, has posted 16 double-digit scoring games as a Yellow Jacket (including all three this season), 35 for his career, after scoring 15 points with seven rebounds, three assists and two blocked shots against Texas Southern. He is Tech's No. 2 scorer at 15.7 ppg.
- Reeves, Jr., has started all 35 games Tech has played with him on the team.
- Freshman center **Doryan Onwuchekwa** made his first collegiate start against TSU, didn't score but had nine rebounds and two blocked shots.
- Freshmen **Jaeden Mustaf** and **Darrion Sutton** have missed the last two games with injury, while Colorado transfer **Luke O'Brien** (11.5 ppg, 9.0 rpg) was sidelined for Tuesday's contest against Texas Southern.

Series Notes vs. Georgia

- Georgia Tech leads the overall series 107-92 and has played the Bulldogs more than any other opponent in its basketball history.
- Tech dropped a 76-62 decision to the Bulldogs in last year's meeting on Dec. 5 in Athens, ending a two-game winning streak in the series.
- Georgia had won five straight games before that, and Tech the four meetings in a row before that.
- The series has been played alternately on the respective schools' campuses since the 1995-96 season. Georgia holds an 16-12 lead over that period. The teams' scheduled meeting in the 2020-21 season was cancelled due to COVID-19, wiping out a Tech home game in the series.
- In the 28 on-campus meetings since 1995, Georgia has won four times in Atlanta, twice at McCamish Pavilion, and Tech has won three times in Athens.
- The longest winning streak for either team in the series was a 10-game run for Tech from December of 1958 to February of 1961. That included three wins in a row in Athens.
- Before the December, 1995 meeting in Athens that marked the return to on-campus play, the teams played 14 straight years at the Omni in downtown Atlanta, which was located on the site of the current Phillips Arena. Tech went 8-6 against the Bulldogs in the facility, including eight of the last 10 before the neutral series ended. The teams have played on neutral sites other than the SEC or Southern Intercollegiate Championships only one other time, that coming at the 1960 Gator Bowl Tournament in Jacksonville, Fla.
- Tech is 0-1 against Georgia under head coach Damon Stoudamire, and 1-1 against current Bulldogs leader Mike White.
- Tech and Georgia were both charter members of the

Just Georgia Tech, please...

The Georgia Institute of Technology is the official title, but Georgia Tech will work fine, or just Tech (unless you're in Virginia or Texas). We would appreciate it if you would use our name in those ways. Georgia Tech University is incorrect. Thank you.

Georgia Tech By the Numbers

1	SEC Championships
1	NCAA Post-Graduate Scholar
1	Naismith Award winner
2	Final Four appearances
2	ACC regular-season titles
2	ACC Players of the Year
2	National Freshmen of the Year
3	Years a Member of the Metro Conference
4	ACC Championships
5	First-team All-America players
6	Jersey numbers retired
6	Academic All-Americans
7	NCAA Sweet 16 appearances
8	Wins over teams ranked No. 1
8	NBA lottery picks
12	ACC Rookie of the Year honorees
14	Head coaches in program history
17	NCAA Tournament berths
19	NBA first-round draft picks
25	Total postseason berths (NCAA and NIT)
32	Years a Member of the SEC
45	Years a Member of the ACC
47	Players taken in the NBA Draft
51	Players selected All-ACC (1st/2nd/3rd team)
228	Weeks ranked in either AP or Coaches Poll

Head Coaches Who Played in NBA

In NCAA Division I	
Coach	School
Steve Alford	Nevada
Speedy Claxton	Hofstra
Hubert Davis	North Carolina
Johnny Dawkins	Central Florida
Bryce Drew	Grand Canyon
Kim English	Providence
Penny Hardaway	Memphis
Fred Hoiberg	Nebraska
Bobby Hurley	Arizona State
Mark Madsen	California
Quonzo Martin	Missouri State
Mark Pope	Kentucky
Roger Powell Jr.	Valparaiso
Georgia Tech	
Damon Stoudamire	Georgia Tech
Rod Strickland	Long Island
Reggie Theus	Bethune-Cookman
Darrell Walker	Little Rock
Mo Williams	Jackson State
Mike Woodson	Indiana

TECH NOTEBOOK

Tech's Record

	2024-25	2023-24
At home	2-1	8-7
On the road	-	4-9
At neutral sites	-	2-2
Vs. top-10 opponents	-	2-0
Vs. top-25 opponents	-	3-1
Vs. teams over .500	0-1	10-13
Vs. teams under .500	2-0	2-4
Vs. teams at .500	-	2-1
While in the top 25	-	0-0
In November	2-1	3-2
In December	-	5-2
In January	-	2-7
In February	-	2-5
In March/April	-	2-2
Wearing white uniforms	2-0	7-6
Wearing gold uniforms	0-1	3-6
Wearing navy uniforms	-	2-2
Wearing gray uniforms	-	2-3
Wearing HBE uniforms	-	0-1
Game is decided by 5 pts./fewer or OT	-	10-4
Game is decided by 10/fewer or OT	-	12-10
Leading at the half	2-0	10-4
Trailing at the half	0-1	3-13
Tied at the half	-	1-1
Leading with 5:00 to play	2-0	11-0
Trailing with 5:00 to play	0-1	3-18
Tied with 5:00 to play	-	0-0
In overtime games	-	1-1
After a bye in the ACC schedule	-	1-0
Tech scores 100 or more points	-	0-0
Tech scores 70 or more points	2-1	12-6
Tech scores fewer than 70 points	-	2-12
Opponent scores 100 or more points	0-1	0-0
Opponent scores 70 or more	-	7-17
Opponent scores fewer than 70	-	7-1
Opponent scores fewer than 50	-	0-0
Tech shoots 50 pct. or better	-	3-3
Opponent shoots 50 pct. or better	0-1	1-6
Opponent shoots under 40 pct.	2-0	7-4
Tech has a higher FG% than opponent	1-0	12-4
Tech has a lower FG% than opponent	0-1	1-14
FG percentage is even	-	0-0
Tech has more 3-point FGs	2-1	10-4
Tech has fewer 3-point FGs	-	4-10
3-point FGs are even	-	0-3
Tech attempts more FT than opponent	1-0	6-9
Tech attempts fewer FT than opponent	1-1	7-9
Free throw attempts are even	-	1-0
Tech outrebounds opponent	2-0	11-7
Opponent outrebounds Tech	0-1	2-10
Rebounds are even	-	1-1
Tech has fewer turnovers than opponent	-	3-7
Tech has more turnovers than opponent	2-1	11-11
Turnovers are even	-	0-0
Tech has more assists than turnovers	1-1	8-10
Committing more fouls	1-1	6-10
Committing fewer fouls	1-0	6-8
Fouls are even	-	2-0
4/more Jackets score in double figures	1-1	5-2
A Jacket scores 20 or more	0-1	11-8
A Jacket scores 30 or more	-	0-1
Scoring more bench points	1-0	7-11
Scoring fewer bench points	1-1	5-7
Bench scoring is even	-	1-0

GAME NOTES

Southeastern Conference, and the Yellow Jackets went 55-29 against the Bulldogs in the SEC before leaving the conference after the 1963-64 season.

- Tech is 37-35 against Georgia since leaving the SEC.

General Storylines for 2024-25

- **110th season** - Georgia Tech is playing its 110th season of basketball in 2024-25, having compiled an all-time on-court record of 1,453-1,325 (22 wins and one loss from the 2016-17 and 2017-18 seasons were vacated by the NCAA Committee on Infractions).

- **Tech in the ACC** - Tech is playing its 46th season as a member of the Atlantic Coast Conference, having won the conference championship in 1985, 1990, 1993 and 2021. Prior to that, Tech competed in the Metro Conference for three seasons from 1975-78, was an independent from 1964-75, and was a member of the Southeastern Conference for 32 years from 1932-64, winning one title in 1938.

- Tech was projected to finish 12th in the ACC standings last season by a vote of the conference's official media panel. Tech has finished ahead of its media projection seven of the last eight seasons.

- Tech has a total of seven scholarship newcomers on its roster, including three freshmen who were judged the nation's 20th-best recruiting class (247Sports composite), and four transfers in a class ranked 53rd.

- Tech opens the 2024-25 season with seven consecutive home games, its longest homestand to open a season since 1980-81. After three straight games away from home (Oklahoma, North Carolina, Northwestern), the Jackets will have five more in a row at McCamish Pavilion, including conference tilts against Duke, Notre Dame and Boston College.

- Tech will play 19 regular-season games at McCamish Pavilion, the most since the 2016-17 season, when the Jackets played 21 total home games, including two on the NIT.

- Of the three new members of the ACC, Tech has faced SMU the most (8-6 all-time, last meeting in 1986). The Jackets are 0-3 vs. California (last meeting 2012) and 1-2 vs. Stanford (last meeting 2000).

- **Damon Stoudamire** is one of 19 head coaches at the NCAA Division I level that played in the NBA. (courtesy of Stephen Gorchov at Hofstra)

Tech At A Glance

Second-year head coach **Damon Stoudamire** began a re-build the Tech roster last season and guided the team to 14 victories (seven ACC wins), including big wins over top-25 teams Mississippi State, Duke, Clemson and North Carolina, all of whom played in the NCAA Tournament.

Tech returns a strong core of four players, including 6-3 senior guard **Lance Terry (College Park, Ga.)**, who redshirted last season with an injury after averaging in double figures for the Yellow Jackets in 2022-23. Also back are three of Tech's top four scorers from last season, 6-7 senior wing **Kowacic Reeves, Jr. (Macon, Ga.)**, 6-3 sophomore point guard **Naitnan George (Toronto, Canada)** and 6-9 sophomore forward **Baye Ndongo (Mboro, Senegal)**.

The three returnees from the 2023-24 team accounted for 42 percent of that team's points, 40 percent of its shots taken and 56 percent of games started. If Terry's numbers are added, those percentages become 55 percent of the points, 53 percent of the shots taken and 69 percent of the starts.

Stoudamire and his staff have built around those four by signing the 20th-ranked recruiting class in the nation (247Sports composite) - 6-5 guard **Jaeden Mustaf (Bowie, Md.)**, 6-11 center **Doryan Onwuchekwa (Dallas, Texas)** and 6-8 forward **Darrion Sutton (St. Louis, Mo.)**.

They also brought in four transfers who are expected to be key contributors in 6-2 guard **Javian McCollum (Fort Myers, Fla./Oklahoma)**, the 31st-ranked player in the portal, 6-8 forward **Luke O'Brien (Littleton, Colo./Colorado)**, 6-8

A Make-or-Miss Game

Georgia Tech's offensive rankings vs. the ACC last 7+ seasons (ACC regular season games only)

Year	PPG	FG Pct.	3pt FG Pct.
2023-24	70.2 (12)	.427 (13)	.349 (7)
2022-23	66.8 (13)	.413 (15)	.341 (9)
2021-22	66.0 (12)	.428 (10)	.325 (11)
2020-21	71.8 (6)	.482 (2)	.360 (3)
2019-20	69.9 (9)	.462 (2)	.341 (6)
2018-19	60.7 (15)	.426 (8)	.306 (12)
2017-18	63.6 (14)	.419 (12)	.312 (15)
2016-17	65.1 (14)	.434 (14)	.309 (15)

forward **Duncan Powell (Dallas, Texas/Sacramento State)** and 7-2 center **Ryan Mutombo (Atlanta, Ga./Georgetown)**.

Quick Look Back at 2023-24

Despite a four-point loss to Notre Dame in the first round of the ACC Tournament, Georgia Tech finished its first year under Damon Stoudamire strong, winning four of its last six regular-season games, and the season had its share of highlights.

Tech knocked off three teams ranked in the top 25 at the time, No. 21 Mississippi State in November, No. 7 Duke in December and No. 3 North Carolina in late January. The Jackets scored a road win at Clemson, giving the team three wins over teams that advanced to the Sweet 16 of the NCAA Tournament.

Also deserving mention were a runner-up finish in the Diamond Head Classic, where Tech defeated Massachusetts and Hawai'i, and a neutral court win over Penn State at Madison Square Garden.

In conference play, the Jackets also defeated Syracuse and Florida State at home, and earned road wins at Miami and Wake Forest.

All in all, Tech had four wins against Quad 1 teams and four against Quad 2 teams in the NCAA's NET ranking.

The Tip-Off

- Fourteen of Tech's 21 ACC regular-season and tournament games last season were decided by single digits. Twenty-two of Tech's 32 games overall this season were decided by fewer than 10 points, second-most in the nation (Tech was 12-10 in these games). Fifteen games were decided by five points or fewer.

- Tech's seven ACC wins were earned by a total of 27 points. The Jackets' nine-point win over Florida State was its widest margin of victory.

- Tech was 8-14 against Quad 1 (4-6) and Quad 2 (4-7) teams last season, with Quad 1 wins over Duke, Clemson, North Carolina and Wake Forest. Tech was 3-14 the previous season against Quad 1/2 foes.

- Four of Tech's ACC wins came against the ACC's four highest-ranked teams in the NCAA's NET rankings - North Carolina (7), Duke (10), Clemson (27) and Wake Forest (37).

- Tech started two freshmen - **Baye Ndongo** and point guard **Naitnan George** - in its last 28 games. The Jackets have not had two freshmen in its regular starting lineup since the 2018-19 season (**Michael Devoe, Khalid Moore**), and have not had a freshman regularly start at point guard since Jose Alvarado in 2017-18.

- Two Tech players completed their eligibility in 2023-24 - point guard **Kyle Sturdivant** and forward **Tyshaun Claude** (NCAA granted him another year of eligibility and he transferred to North Carolina). Six other scholarship players elected to transfer - wing guards **Miles Kelly** (to Auburn) and **Dallan "Deebo" Coleman** (to UCF), forward **Tafara Gapare** (to Maryland), guard **Amaree Abram** (to Louisiana Tech), forward **Ibrahima Sacko** (to New Mexico) and center **Ebenezer Dowuona** (to James Madison).

TECH NOTEBOOK

Tech Highs and Lows Under Damon Stoudamire

Longest winning streak: 4 games (2023-24)
Longest ACC winning streak: 3 games (2023-24)
Longest ACC home winning streak: 1 game (2023-24)
Longest losing streak: 5 games (2023-24)
Longest ACC losing streak: 4 games (2023-24)
Most points scored in a game: 93 vs. Clemson, 1/16/2024; vs. North Florida, 11/10/2024
Most points scored in a game (regulation): 93 vs. North Florida, 11/10/2024
Most points scored - ACC game: 93 vs. Clemson, 1/16/2024
Fewest points scored in a game: 51 vs. Wake Forest, 2/6/2024
Fewest points scored - ACC game: 51 vs. Wake Forest, 2/6/2024
Most points allowed in a game: 105 vs. North Florida, 11/10/2024
Most points allowed in a game (regulation): 105 vs. North Florida, 11/10/2024
Most points allowed - ACC game: 95 vs. Boston College, 1/6/2024
Fewest points allowed in a game: 49 vs. Alabama A&M, 12/9/2023
Fewest points allowed - ACC game: 58 at Notre Dame, 2/14/2023
Largest margin of victory: 23 vs. West Georgia (85-62), 11/6/2024
Largest margin of victory - ACC game: 9 vs. Florida State (85-76), 3/2/2024
Largest margin of victory - road game: 5 at Hawaii (73-68), 12/22/23
Largest margin of victory - ACC road game: 3 at Clemson (93-90), 1/16/2024
Largest losing margin: 35 at Cincinnati (89-54), 11/22/23
Largest losing margin at home: 29 vs. Wake Forest (80-51), 2/6/2024
Largest losing margin - ACC game: 29 vs. Wake Forest (80-51), 2/6/2024
Most points allowed in a win: 90 vs. Clemson, 1/16/2024
Most points scored in a loss: 93 vs. North Georgia, 11/10/2024
Fewest points scored in a win: 65 vs. Syracuse, 2/17/2024
Fewest points allowed in a loss: 58 vs. Notre Dame, 2/14/2024
Largest lead: 30 points vs. Alabama A&M (2nd half), 12/9/2023; vs. West Georgia (2nd half), 11/6/2024; Texas Southern (2nd half), 11/12/2024
Largest deficit: 41 points vs. Cincinnati (2nd half), 11/22/2023
Largest deficit overcome to win a game: 14 points vs. Howard (2nd half-16:55), 11/9/2023
Largest 2nd-half deficit overcome to win a game: 14 points vs. Howard (16:55), 11/9/2023
Largest deficit overcome to win a road game: 11 points (2nd half 13:14) vs. Massachusetts, 12/21/23
Largest lead given up in a loss: 16 points vs. Boston College (2nd half-19:36), 1/6/2024
Largest 2nd-half lead given up in a loss: 16 points vs. Boston College (2nd half-19:36), 1/6/2024
Highest FG pct.: 54.5 (30-55) at Duke, 1/13/2024
Highest FG pct. - ACC game: 54.5 (30-55) at Duke, 1/13/2024
Lowest FG pct.: 28.5 (17-60) vs. Wake Forest, 2/6/2024
Lowest FG pct. - ACC game: 28.5 (17-60) vs. Wake Forest, 2/6/2024
Highest 3-pt pct.: 55.0 (11-20) at Duke, 1/13/2024
Highest 3-pt pct. - ACC game: 55.0 (11-20) at Duke, 1/13/2024
Most 3-pt FG: 15 at Clemson, 1/16/2024
Most 3-pt FG - ACC game: 15 at Clemson, 1/16/2024
Lowest 3-pt pct.: 12.5 (3-24) vs. Wake Forest, 2/6/2024
Lowest 3-pt pct. - ACC game: 12.5 (3-24) vs. Wake Forest, 2/6/2024
Highest FG pct. allowed: 55.6 (35-63) vs. Boston College, 1/6/2024
Highest FG pct. allowed - ACC game: 55.6 (35-63) vs. Boston College, 1/6/2024
Lowest FG pct. allowed: 27.6 (16-58) vs. Alabama A&M, 12/9/2023
Lowest FG pct. allowed - ACC game: 31.6 (18-57) at Notre Dame, 2/14/2024
Highest 3-pt pct. allowed: 52.2 (12-23) vs. Notre Dame, 3/12/2024
Highest 3-pt pct. allowed - ACC game: 52.2 (12-23) vs. Notre Dame, 3/12/2024
Lowest 3-pt pct. allowed: 10.0 (2-20) vs. Alabama A&M, 12/9/2023
Lowest 3-pt pct. allowed - ACC game: 14.3 (3-21) at Clemson, 1/16/2024
Highest FT pct.: 90.5 (19-21) vs. Clemson, 2/21/2024
Highest FT pct. - ACC game: 90.5 (19-21) vs. Clemson, 2/21/2024
Lowest FT pct.: 42.9 (3-7) vs. Notre Dame, 1/9/2024
Most free throws made: 26 vs. Texas Southern, 11/12/2024
Most free throws attempted: 34 vs. Texas Southern, 11/12/2024
Fewest free throws made: 2 at Wake Forest, 3/5/2024
Most assists: 25 vs. Penn State, 12/16/2023
Most assists - ACC game: 22 at Miami, 2/24/2024
Fewest assists: 6 vs. Clemson, 2/21/2024
Most turnovers: 21 vs. Massachusetts, 12/21/2023
Fewest turnovers: 5 at Virginia Tech, 1/27/2024
Most blocked shots: 10 at Cincinnati, 11/22/2023
Most steals: 10 vs. Georgia Southern, 11/6/2023; Notre Dame, 1/9/2024

ACC Slate for 2024-25

New Atlantic Coast Conference members California and Stanford will visit McCamish Pavilion in the 2024-25 season, while the Yellow Jackets will travel to face SMU, the ACC determined as part of its conference-wide schedule model for this season accommodating the league's three new members.

Tech maintains its two permanent home-and-away partners, Clemson and Notre Dame, and also will take on Boston College home and away in **Damon Stoudamire's** second season as the Yellow Jackets' head coach.

Along with Cal and Stanford, Tech will host Duke, Louisville, Miami, NC State and Virginia Tech at McCamish Pavilion. The Yellow Jackets will travel to Florida State, North Carolina, Pittsburgh, Syracuse, Virginia and Wake Forest in addition to SMU.

Tech also has non-conference games scheduled at home against Cincinnati and Georgia.

The ACC's scheduling model for 2024-25 for all teams breaks down as follows:

- Each school plays home and away, versus each of the school's two current partners (Cal/SMU/Stanford will be partners with each other).
- Each team plays one of the remaining 15 teams twice, both home and away.
- Each team will play the remaining 14 conference opponents once, seven at home only, the other seven away only.

Two Jackets on 2023-24 NBA Rosters

Since 1982, Georgia Tech has produced 19 first-round NBA draft picks and 46 draft picks overall. A total of 42 Georgia Tech alumni have played in the NBA.

Two former Georgia Tech players are on NBA rosters for 2024-25 - **Jose Alvarado** in his third season with the New Orleans Pelicans, **Josh Okogie** in his third season with the Phoenix Suns after playing four years in Minnesota.

Baye One, Get One

Leading Georgia Tech in rebounding and No. 2 in scoring in ACC games, **Baye Ndongo** put together the finest season for a freshman since Josh Okogie in 2016-17.

The 6-9 forward averaged 12.6 points and 7.7 rebounds in conference play in 2023-24, 12.4 points and 8.2 rebounds overall. He connected on 55.4 percent of his field goals vs. ACC teams, 55.8 percent in all games.

Ndongo ranked No. 4 among freshmen in the ACC in scoring, leads in rebound average, field goal percentage and blocked shots. He ranked No. 2 among the nation's freshmen in field goal percentage, and No. 3 in rebound average, and was one of only two freshmen in Division I to average at least 12.4 points, 8.2 rebounds, 1.1 blocks and hit 55 percent of his field goal tries.

Only two freshmen in Tech history, Chris Bosh in 2002-03 and Derrick Favors in 2009-10 have exceeded Ndongo's numbers in scoring rebounding, blocks and field goal percentage.

Ndongo led the Jackets in scoring in 10 games, and in rebounds a team-high 17 games. He did this despite missing much of pre-season practice with a broken hand, and he played only five minutes against North Carolina after being injured early.

NDONGO vs. NOTABLE TECH FRESHMAN FORWARDS

Player	PPG	RPG	BPG	FG%
Tom Hammonds (1985-86)	12.2	6.4	0.3	.609
Malcolm Mackey (1989-90)	7.3	7.5	1.2	.562
James Forrest (1991-92)	13.3	6.4	0.5	.509
Matt Harpring (1995-96)	12.1	6.2	0.3	.484
Chris Bosh (2002-03)	15.6	9.0	2.2	.560
Thaddeus Young (2006-07)	14.4	4.9	0.4	.478
Derrick Favors (2009-10)	12.4	8.4	2.1	.611
Baye Ndongo (2023-24)	12.4	8.2	1.1	.558

Offense/Defense Last 8 Years

Source: KenPom.com (Nat'l rank in parentheses)

Year	Tempo	Off. Eff.	Def. Eff.
2024-25	72.9 (59)	110.2 (75)	102.0 (111)
2023-24	67.6 (168)	109.4 (111)	105.0 (148)
2022-23	66.6 (212)	104.4 (182)	103.9 (149)
2021-22	68.0 (117)	100.4 (225)	99.2 (110)
2020-21	67.3 (223)	113.7 (22)	96.2 (68)
2019-20	70.0 (88)	103.0 (171)	91.8 (16)
2018-19	66.8 (225)	101.7 (228)	96.5 (43)
2017-18	66.1 (227)	103.6 (197)	98.7 (61)
2016-17	68.2 (179)	100.0 (259)	91.0 (6)

Curious About George

Baye Ndongo was not the only freshman who has come up big for Georgia Tech in 2023-24. **Nathan George**, who signed with Tech barely a week before the start of fall semester and did not play in the Yellow Jackets' first three games, became a dependable and sometimes clutch performer at point guard.

The 6-3 freshman made his debut off the bench Nov. 22 in a 34-point loss at Cincinnati before head coach **Damon Stoudamire** inserted him into the starting lineup, and he helped lift the Jackets to a 67-59 win over No. 21 Mississippi State and a 72-68 win over No. 7 Duke the next week.

George remained in the starting lineup, ranking among the ACC top three in assists (4.7 per game, 5.0 in ACC games) and assist/turnover ratio (2.25-1 overall, 2.38-1 in conference games) while averaging 9.8 points a game.

He reached double figures in points in 10 of Tech's last 17 games, leading the Jackets in scoring in three of those (17 at Duke, 20 at Clemson, 15 vs. Virginia).

At Clemson on Jan. 16, George made two three-point field goals in the final 20 seconds of regulation, and made two more field goals in the final minute of the second overtime (10 of his 20 points). His driving layup over 6-11 Armando Bacot with seven seconds remaining lifted Tech to victory over North Carolina.

TECH'S FRESHMAN POINT GUARDS

Player (Season)	PPG	RPG	APG	FG%	3PT%	FT%
Nathan George (2023-24)	9.8	2.4	4.7	.421	.314	.690
Jose Alvarado (2017-18)	12.1	3.7	3.1	.448	.370	.802
Javaris Crittenton (2006-07)	14.4	3.7	5.8	.450	.356	.783
Jarrett Jack (2002-03)	9.5	3.5	6.0	.455	.283	.703
Tony Atkins (1998-99)	11.3	3.7	4.8	.316	.288	.667
Stephon Marbury (1995-96)	18.9	3.1	4.6	.457	.370	.738
Travis Best (1991-92)	12.3	2.5	5.7	.449	.386	.735
Kenny Anderson (1989-90)	20.6	5.5	8.1	.515	.410	.733
Mark Price (1982-83)	20.3	3.8	3.3	.435	.440	.877

TECH FRESHMEN WITH 100 ASSISTS IN A SEASON

Player (Season)	Games	Assists	Average
Nathan George (2023-24)	29	135	4.7
Iman Shumpert (2008-09)	31	154	4.9
Javaris Crittenton (2006-07)	32	184	5.8
Jarrett Jack (2002-03)	31	185	6.0
Tony Atkins (1998-99)	31	148	4.8
Travis Spivey (1997-98)	33	143	4.3
Stephon Marbury (1995-96)	36	161	4.5
Drew Barry (1992-93)	30	164	5.5
Travis Best (1991-92)	35	198	5.7
Kenny Anderson (1989-90)	35	285	8.1
Dennis Scott (1987-88)	32	116	3.6

TECH NOTEBOOK

The Last Time a Jacket...

Scored 30 or more points:

Miles Kelly, 36 at Louisville, 2/10/2024

Led Tech in scoring off the bench:

Kyle Sturdivant, 20 vs. Florida State, 3/2/2024

Grabbed 15 or more rebounds:

Baye Ndongo, 19 vs. Penn State, 12/16/2023

Had 10 or more assists:

Naithan George, 11 vs. Notre Dame, 1/9/2024

Had a point/assist double-double:

Kyle Sturdivant (11 pts/10 ast) vs. Syracuse, 2/25/2023

Had a point/rebound double-double:

Baye Ndongo (19/11) vs. Texas Southern, 11/12/2024

Had a triple-double:

Ja'von Franklin, 14 pts/15 reb/10 ast at Syracuse, 2/28/2023

Played 40 minutes in regulation:

Lance Terry, Ja'von Franklin vs. Florida State, 3/7/2023

Played every minute of an overtime game:

Jose Alvarado (45 minutes/1 OT) vs. Duke, 3/2/2021

Played every minute of a multiple-OT game:

Matt Harpring (50 minutes/2 OT) vs. North Carolina, 2/9/1998

The Last Time the Jackets...

Scored 100 or more points:

vs. Clayton State (103-53) on 1/23/2022

Scored 100 or more points in regulation:

vs. Clayton State (103-53) on 1/23/2022

Scored 100 or more points in consecutive games:

vs. Jackson State (100-70) on 11/13/2006, Georgia State (103-74) on 11/16/2006

Scored 100 or more points twice in one season:

vs. Cornell (116-81), 11/13/2015, Green Bay (107-77) on 11/19/2015

Allowed 100 or more points:

vs. North Florida (lost 105-93), 11/12/2024

Allowed 100 or more points in regulation:

vs. North Florida (lost 105-93), 11/12/2024

Shot 60 percent or better:

.607 (34-56) at Georgia, 11/19/2021

Failed to make a three-point basket:

0-for-12 vs. Virginia, 1/22/2015

Did not allow a three-point basket:

0-for-11 vs. Pittsburgh, 3/5/2016

Failed to make a free throw:

0-for-3 vs. Pittsburgh, 1/14/2023

Grabbed 50 or more rebounds:

55 vs. Florida State, 3/2/2024

Multiple players had a double-double:

Baye Ndongo (16 pts/11 reb) and Miles Kelly (16/10 rebs) vs. Syracuse, 2/17/2024

Multiple players had 10 or more rebounds:

Baye Ndongo (14), Tyshaun Claude (10) and Tafara Gapare (10) vs. Florida State, 3/2/2024

Had 25 or more assists:

25 vs. Penn State, 12/16/2023

Blocked 10 or more shots:

10 at Cincinnati, 11/22/2023

Had 15 or more steals:

15 vs. Florida State, 3/13/2021

Had fewer than 10 turnovers:

7 vs. Notre Dame, 3/12/2024

Had 5 or more players in double-figures in points:

Baye Ndongo (19), Naithan George (16), Javian McCollum (14), Kowacie Reeves Jr. (15), Lance Terry (13) vs. Texas Southern, 11/12/2024

Had 6 players in double-figures in points:

Tristan Maxwell (18), Jalon Moore (15), Kyle Sturdivant (13), Lance Terry (13), Rodney Howard (11), Miles Kelly (10) vs. Alabama State, 12/17/2022

Had two or more players score 20 points:

Miles Kelly (30), Lance Terry (24), Kyle Sturdivant (20) vs. Syracuse, 2/28/2023

Had three or more players score 20 points:

Miles Kelly (30), Lance Terry (24), Kyle Sturdivant (20) at Syracuse, 2/28/2023

Had no player score 10+ points:

Virginia (57-28 loss), 1/22/2015

Allowed no player to score 10+ points:

Hawaii (73-40 win), 12/25/2019

Had no player play 30 minutes:

vs. Massachusetts (73-70 win), 12/21/2023

Won by 30 or more points:

Alabama State (96-60), 12/17/2022

Won by 40 or more points:

Kentucky State (98-50), 1/30/2010

Won by 50 or more points:

Clayton State (103-53), 1/23/2021

Lost by 30 or more points:

at Cincinnati (89-54), 11/22/2023

Played an overtime game:

at Clemson (won 93-90), 1/16/2024

Defeated a Top 10 team:

#3/3 North Carolina (74-73) 1/30/2024

Defeated a Top 25 team:

#3/3 North Carolina (74-73) 1/30/2024

Defeated a Top 10 team on the road:

#7/7 Syracuse (67-62), 3/4/2014

Defeated a Top 25 team on the road:

#16/15 Virginia Tech (69-53), 2/23/2021

Had a game postponed (subsequently rescheduled and played):

Syracuse, 12/29/2021 (COVID), played on 2/21/2022

Had a game cancelled:

Alabama A&M, 12/23/2021 (COVID)

Show Me The Way (cie)

After a five-star prep career and two seasons as a solid member of the roster at Florida, Kowacie Reeves, Jr., has blossomed as a key member of his new team at Georgia Tech.

The 6-7 guard from Macon, Ga., about 70 miles south of Atlanta, has started every game for the Yellow Jackets this season (he started 17 in two seasons at Florida) and averaged 30 minutes a game, twice his court time with the Gators.

Reeves has significantly improved his career scoring average both in all games and conference games and has markedly improved his shooting percentages from the floor.

REEVES IN ALL GAMES

Years	PPG	RPG	FG%	3FG%	FT%
Career at UF	7.0	2.1	.377	.292	.724
At GT	9.8	3.9	.417	.383	.840

REEVES IN CONFERENCE GAMES

Years	PPG	RPG	FG%	3FG%	FT%
Career at UF	6.3	1.7	.352	.252	.754
At GT	9.2	3.7	.407	.413	.813

Winning Starts at Home

Georgia Tech has compiled a 132-75 record at home in 13 seasons in McCamish Pavilion. Tech is 51-53 on its home court in ACC games, 38-30 over the past eight seasons.

Tech set a program record for wins at home (17) in 2016-17, including a 7-2 ACC record and two NIT victories.

McCamish Pavilion was essentially brand new when it opened for the 2012-13 season. The only physical elements of McCamish Pavilion that remain from the venerable Alexander Memorial Coliseum are the roof and the 32 steel ribs that support it.

The capacity of McCamish Pavilion is 8,600, including 1,665 seats in the new balcony level and 6,935 seats in the lower seating bowl. There are no suites, but there is a club area that seats 500. Alexander Memorial Coliseum seated 9,191 spectators in its final configuration.

The most impressive features of McCamish Pavilion are its grand entrance, which fronts 10th and Fowler Streets, the ability for patrons to view the court from the main concourse all the way around, and the theatrical lighting system, which concentrates light on the court while leaving the seating areas dark, modeled after the Staples Center in Los Angeles and Madison Square Garden in New York.

Prior to the opening of McCamish Pavilion, Tech played 55 seasons in Alexander Memorial Coliseum, compiling a record of 556-194 (.741). Miami was the last team to play Tech in Alexander Memorial Coliseum, a game Tech won, and was the first ACC team to play in McCamish Pavilion on Jan. 5, which

Miami won. For the 2011-12 season, Tech played its home games at State Farm Arena and Gas South Arena.

Tech's ACC Tournament History

Georgia Tech has played in 44 ACC Tournaments and has a 29-40 all-time record in the event. The Yellow Jackets have won four championships, in 1985 (Atlanta), 1990 (Charlotte), 1993 (Charlotte) and 2021 (Greensboro).

Tech has been a runner-up four times (1986, 1996, 2005, 2010). The 1986, 1996 and 2010 runs to the finals occurred in Greensboro. Tech also made the finals in 2005 at the Verizon Center in Washington, D.C.

Tech was 0-2 in the ACC Tournament under coach Dwane Morrison, 15-16 under Bobby Cremins (including all three titles), 9-11 under Paul Hewitt (runner-up in 2005 and 2010), 2-5 under Brian Gregory, 3-5 under Josh Pastner and 0-1 under Damon Stoudamire.

Tech did not play in the 2020 tournament while serving an NCAA postseason ban.

Tech's NCAA Tournament History

Georgia Tech has played in the NCAA Tournament 17 times in its history. Sixteen of those appearances have occurred from 1985 to the present, 10 under Bobby Cremins and five under Paul Hewitt.

The most recent was 2021, when the Yellow Jackets won the ACC Championship and earned an automatic bid, then fell 71-60 to Loyola Chicago in the opening round of the Midwest Regional.

That ended an 11-year hiatus from the NCAA Tournament that dated back to 2010, when the Yellow Jackets defeated Oklahoma State in the first round before losing to Ohio State in the round of 32 of the Midwest Regional.

Tech has a record of 23-17 in NCAA Tournament play, highlighted by its 2004 trip to the NCAA title game as well as a Final Four berth in 1990. The Yellow Jackets have reached the NCAA Sweet 16 seven times (1960, 1985, 1986, 1990, 1992, 1996, 2004).

The 2004 and 2005 appearances were Tech's first back-to-back appearances since Bobby Cremins led the Institute to the Big Dance nine straight years from 1985-93.

Georgia Tech has won at least one game in 11 of its 17 NCAA Tournament appearances.

Tech All-Time vs. the ACC

Opponent	Overall	in ACC	Tourney	In McCamish Pavilion	In Opponent Current Venue	Current Streak
Boston College	19-13	15-12	1-3	4-2	6-6	Lost 1
Clemson	68-77	40-54	4-1	6-5	10-42	Won 1
Duke	25-78	21-66	3-7	2-5	5-39	Lost 1
Florida State	34-46	24-32	2-2	4-3	8-19	Won 1
Louisville	15-27	2-11	0-1	2-4	0-6	Loss 1
Miami	14-16	12-15	1-1	3-4	5-7	Won 2
North Carolina	28-72	26-58	5-4	3-5	5-27	Won 1
NC State	44-61	36-47	3-3	2-5	7-13	Lost 4
Notre Dame	13-18	7-15	0-2	7-4	1-11	Lost 3
Pittsburgh	12-9	7-9	0-2	5-3	2-4	Lost 4
Syracuse	9-9	7-8	--	4-3	3-5	Won 2
Virginia	40-49	38-48	5-5	2-6	1-11	Lost 12
Virginia Tech	9-23	7-19	1-3	3-5	2-12	Lost 1
Wake Forest	47-43	46-41	0-4	6-2	11-21	Won 1

TECH NOTEBOOK

Tech in the NBA / G League

Player (years at Tech)	Current/Most Recent Team
Jose Alvarado (2017-21)	New Orleans Pelicans
Josh Okogie (2016-18)	Phoenix Suns
Thaddeus Young (2006-07)	free agent

Tech Alumni Elsewhere

Player (years at Tech)	Current/Most Recent Team
Brandon Alston (2017-19)	Esqueira (Portuguese Liga)
Alade Aminu (2005-09)	Gigantes de Carolina (Puerto Rican BSN)
James Banks III (2018-20)	Aris Midea (Greece)
Demarco Cox (2014-15)	Quimper (France)
Michael Devoe (2018-22)	Syntainics MBC (Germany)
Mouhammad Faye (2006-08)	Promithias (Greece)
Ja'von Franklin (2022-23)	Yukatel Merkezefendi (Turkish BSL)
Marcus Georges-Hunt (2012-16)	Sichuan (Chinese CBA)
Trae Golden (2013-14)	Fujian (Chinese CBA)
Abdoulaye Gueye (2014-19)	TED Ankara (Turkish TBL)
Josh Heath (2014-17)	Kangoeroes Basket Mechelen (Belgium)
Rodney Howard (2020-23)	Craiova (Romanian Liga Nationale)
Ben Lammers (2014-18)	MoraBank Andorra (Spanish Liga)
Gani Lawal (2007-10)	Toros Del Valle (Columbian Liga WPlay)
Daniel Miller (2009-14)	Levanga Hokkaido Sapporo (Japan)
Charles Mitchell (2014-16)	Dorados de Chihuahua (Mexican LNBP)
Khalid Moore (2018-22)	Saint-Quentin (France)
Zachery Peacock (2006-10)	FOS Provence (France)
Shembari Phillips (2018-20)	Baskets Koblenz (Germany)
Glen Rice, Jr. (2009-12)	Power (Big3)
Robert Sampson (2013-15)	Nhatrang Dolphins (Vietnam)
Avi Schafer (2017-19)	Mikawa (Japan)
Adam Smith (2015-16)	Surne Bilbao Basket (Spain)
Jordan Usher (2019-22)	JL Bourg (France)
James White (2015-16)	Mauricio Baez (Dominican Republic)
Moses Wright (2017-21)	Olympiacos (Greece)

Former Tech Players in Coaching

Player (years at Tech)	Current Position
Ty Anderson (2006-09)	Wofford AC
Rod Balanis (1990-94)	Howard AC
Anthony Byrd (1981-84)	Knightdale (N.C.) HS HC
Shaun Fein (1999-2001)	Los Angeles Clippers AC
Jarrett Jack (2002-05)	Detroit Pistons AC
Maurice Miller (2008-11)	Memphis East HS HC
Winston Neal (1999-01)	Columbia State (Tenn.) HC
Willie Reese (1985-89)	Jones County (Ga.) HS HC
Fred Vinson (1992-94)	New Orleans Pelicans AC
Mfon Udofia (2009-13)	Long Island Nets (G League) HC

Former Tech Coaches in Coaching

Coach (years at Tech)	Current Position
Amir Abdur-Rahim (2011-12)	South Florida HC
Sherman Dillard (1988-94)	Iowa AC
Chad Dollar (2011-16)	Cincinnati AHC
Brian Eskildsen (2022-23)	UC Santa Barbara AC
Bruce Evans (2012-16)	North Florida AC
Brian Gregory (2011-16)	Phoenix Suns (VP player programming)
Tavaras Hardy (2016-18)	--
Paul Hewitt (2000-11)	Ontario (G League) HC
Chris Kreider (2007-09)	Rice AC
Darryl LaBarrie (2010-11, 2016-18)	Tulane AC
Robert McCollum (2010-11)	--
Mamadou N'Diaye (2014-16)	Central Florida AC
Billy Schmidt (2011-14)	Chicago Bulls AC
Julian Swartz (2016-23)	Georgia Southern AC
Cliff Warren (2000-05)	--
Anthony Wilkins (2018-23)	UTRGV AC
Charlton Young (2005-09)	Missouri AC

Top Freshman Seasons (ppg)

Kenny Anderson** (1989-90)	20.6
Mark Price** (1982-83)	20.3
Stephon Marbury** (1995-96)	18.9
Dion Glover (1997-98)	18.4
Josh Okogie (2016-17)	16.1
Chris Bosh** (2002-03)	15.6
Dennis Scott** (1987-88)	15.5
Javaris Crittenton (2006-07)	14.4
Thaddeus Young (2006-07)	14.4
Bruce Dalrymple** (1983-84)	13.6
Glen Rice, Jr. (2010-11)	13.3
Derrick Favors** (2009-10)	12.4
Travis Best (1991-92)	12.3
Tom Hammonds** (1985-89)	12.2
Matt Harpring (1994-95)	12.1
Baye Ndongo (2023-24)	12.4
John Salley (1982-83)	11.5
Tony Akins (1998-99)	11.3

**ACC Rookie of the Year

Top Freshman Seasons (rpg)

Chris Bosh** (2002-03)	9.0
Derrick Favors** (2009-10)	8.4
Baye Ndongo (2023-24)	8.2
Malcolm Mackey (1989-90)	7.5
Bruce Dalrymple** (1983-84)	6.9
Alvin Jones (1997-98)	6.7
Tom Hammonds** (1985-86)	6.4
James Forrest (1991-92)	6.4
Matt Harpring (1995-96)	6.2

**ACC Rookie of the Year

Top Freshman Seasons (apg)

Kenny Anderson** (1989-90)	8.14
Jarrett Jack (2002-03)	5.97
Javaris Crittenton (2006-07)	5.75
Travis Best (1991-92)	5.66
Drew Barry (1992-93)	5.47
Iman Shumpert (2008-09)	4.97
Tony Akins (1998-99)	4.77
Naithan George (2023-24)	4.66
Stephon Marbury** (1995-96)	4.47
Dennis Scott** (1987-88)	3.62
Mark Price** (1982-83)	3.25
Brian Oliver (1986-87)	3.17
Jose Alvarado (2017-18)	3.08

**ACC Rookie of the Year

Career Games With ...

Led Tech in Points	2024-25	Career
Naithan George	-	3
Javian McCollum	1	1
Baye Ndongo	2	12
Kowacie Reeves, Jr.	-	3
Lance Terry	-	5

Led Tech in Rebounds	2024-25	Career
Baye Ndongo	2	20
Luke O'Brien	1	1
Kowacie Reeves, Jr.	-	4

Double-Figure Points	2024-25	Career
Naithan George	1	13
Javian McCollum	3	48
Ryan Mutombo	-	1
Baye Ndongo	3	22
Luke O'Brien	1	19
Duncan Powell	-	30
Kowacie Reeves, Jr.	3	35
Lance Terry	2	48

20-plus Points	2024-25	Career
Naithan George	-	2
Javian McCollum	-	17
Baye Ndongo	1	6
Duncan Powell	-	4
Kowacie Reeves, Jr.	-	3
Lance Terry	-	6

30-plus Points	2024-25	Career
Javian McCollum	-	1

10-plus Rebounds	2024-25	Career
Ryan Mutombo	-	1
Baye Ndongo	2	10
Luke O'Brien	1	6
Duncan Powell	-	9
Kowacie Reeves, Jr.	-	1

Double-Doubles	2024-25	Career
Ryan Mutombo	1	1
Baye Ndongo	8	8
Duncan Powell	5	8
Kowacie Reeves, Jr.	1	1

Tech Among ACC Leaders

All Games	Player	#	Rank
Assist/TO ratio	Naithan George	4.0	8
Assists per game	Naithan George	6.7	4
Blocks per game	Kowacie Reeves, Jr.	2.33	3
FG made	Kowacie Reeves, Jr.	18	6
	Baye Ndongo	17	8
FT attempts	Baye Ndongo	19	9
Rebounds per game	Baye Ndongo	9.3	8
3-pt FG attempts	Kowacie Reeves, Jr.	25	1
3-pt FG per game	Kowacie Reeves, Jr.	2.67	8
3-pt FG made	Kowacie Reeves, Jr.	8	4
	Javian McCollum	7	9
	Lance Terry	7	9
Off. reb. per game	Duncan Powell	3.0	10
Def. reb. per game	Luke O'Brien	7.0	7

TECH NOTEBOOK

McCamish Pavilion 411

Name: McCamish Pavilion (mc-KAM-ish), named for Atlanta insurance executive Hank McCamish who gave the lead gift for the facility

Capacity: approximately 8,600 (6935 court level, 1665 balcony level)

Cost: \$50 million

Contractor: Whiting-Turner

Architect: Populous

Cremins Court: the court remains named for the former Tech head coach

Alexander Courtyard: located at the Fowler Street entrance, honors the former Tech director of athletics and the history of the former Tech home arena named for him

Grand entrance: 10th and Fowler Streets, foyer includes graphic representations of retired jerseys and Tech's two Final Four appearances

Other entrances: West entrance off Fowler Street (students and media), East entrance from main arena parking (for club patrons)

Features: center-hung scoreboard and video boards, mezzanine fascia ribbon boards, theatrical lighting, primarily chairback seating, club area

Facts and Dates

- 2,500 cubic yards of concrete removed
- 3,000 cubic yards of concrete installed
- 500 tons of new steel installed
- Over 1 mile of new railing installed
- 20,000 gallons of paint used
- 2,000 feet of new mechanical piping
- 2,500 feet of new ductwork
- \$4M in new audio-visual and scoreboards
- 50 TV's throughout the concourse and Callaway Club
- Farthest distance material traveled to site: 4,835 miles
- Shortest distance material traveled to site: 1 mile
- Number of Tech alumni involved in the project: over 100
- Number of days construction took: 520
- Number of 1950's old style Coke bottles found while installing the underground foundations: 11
- Number of new staircases: 13
- Number of new sports lights for the competition floor: Over 300
- 270-degree court view from concourse

Groundbreaking: May 5, 2011

Opening: October, 2012

First public event: Oct. 21, 2012 - Jacket Jam (men's and women's scrimmages)

First men's game: Nov. 9, 2012 vs. Tulane

Head coaches: Brian Gregory of Georgia Tech, Ed Conroy of Tulane

Officiating crew: Karl Hess, Gary Maxwell, Raymond Styons

TV announce crew: Tom Werme, Cory Alexander (ACC Network, syndicated over-the-air iteration)

First Tech points: Marcus Georges-Hunt (2 FT, 18:13, 1st half)

First basket: Tulane's Josh Davis (18:44, 1st half)

Attendance: 8,600 (sellout)

First women's game: Nov. 11, 2012 vs. Tennessee

Tech played 55 seasons in Alexander Memorial Coliseum, compiling a record of 556-194 (.741). Miami was the last team to play Tech there, a game Tech won, and was the first ACC team to play in McCamish Pavilion, which Miami won. For the 2011-12 season, Tech played its home games at Philips Arena and the Arena at Gwinnett.

BIO UPDATES

Head Coach Damon Stoudamire • 2nd season at Tech

Well-known throughout the basketball world for his success as a player and coach at the collegiate and professional levels, Damon Stoudamire became the 15th head coach in Georgia Tech men's basketball history on March 14, 2023.

In his first year on The Flats, the former collegiate All-American and NBA standout remade the Tech roster and guided the Yellow Jackets to three victories over top-25 teams and wins over three ACC teams that advanced to the Sweet 16 of the NCAA Tournament - Duke, North Carolina and Clemson.

Stoudamire came to Georgia Tech after most recently serving as an assistant coach of the Boston Celtics, who sat atop the NBA's Atlantic Division standings at the time of his hiring at Tech. He was with the Celtics for nearly two seasons (2021-22 and 2022-23), after a successful five-season stint as the head coach at Pacific (2016-21). At Pacific, he was named West Coast Conference Coach of the Year in 2020 after leading the Tigers to a 23-10 record in 2019-20, good for the program's best winning percentage (.697) in 15 years, and a third-place finish in the powerful WCC (behind only national powers Gonzaga and St. Mary's). He also was honored with the Ben Jobe Award, given annually to the nation's top minority head coach.

Stoudamire established himself as one of his generation's premier players when he was a three-time all-conference performer, the 1995 Pac 10 co-Player of the Year and a consensus first-team All-American at Arizona, where he played for four seasons from 1991-95. After helping lead the Wildcats to the Final Four as a junior in 1994, he capped his collegiate career by averaging 22.8 points per game, en route to the co-conference Player of the Year and consensus first-team All-America recognition in 1995. He was a finalist for 1995 Wooden Award (National Player of the Year).

At the conclusion of his Arizona career, Stoudamire was the Wildcats' all-time leader in 3-pointers made (272) and ranked second in points (1,849) and fourth in assists (663). He was the only player in Arizona history with two 40-point games.

His amateur career also included helping lead the United States to the gold medal in the 1993 World University Games (where he led the team in assists and steals despite being the youngest player on the roster) and the bronze at the 1994 Goodwill Games.

Stoudamire was selected by the Toronto Raptors with the seventh overall pick in the 1995 NBA Draft and averaged 13.4 points and 6.1 assists per game over the course of a 13-year professional playing career that included stints with the Raptors (1995-98), Portland Trail Blazers (1998-05), Memphis Grizzlies (2005-08) and San Antonio Spurs (2008). He was named the 1996 NBA Rookie of the Year after averaging 19 points and 9.3 assists per game in his first NBA campaign, the first of four straight seasons that he averaged at least 17 points and eight assists per contest.

Following the conclusion of his NBA playing career in 2008, Stoudamire immediately embarked on his coaching career, beginning as director of player development at Rice in 2008-09. He then went on to serve as an assistant coach with the Memphis Grizzlies for two seasons (2009-11), before getting back into the college game with stints as an assistant at Memphis (2011-13), his alma mater Arizona (2013-15) and again at Memphis (2015-16).

After helping lead Memphis and Arizona to four conference championships (two Conference USA titles at Memphis, two Pac-12 crowns at Arizona) and four NCAA Tournament berths (including back-to-back Elite Eight appearances at Arizona) in six seasons, Stoudamire was hired as the head coach at Pacific in 2016. He inherited a program coming off an 8-20 campaign and quickly built it into a WCC contender, highlighted by the 23-10 campaign in 2019-20. The Tigers' 11-5 conference record that season remains their most-ever wins in WCC play. Combined with a 9-9 record in league play in 2017-18, Stoudamire led Pacific to its only two .500-or-better conference records since the Tigers joined the WCC in 2013-14.

After posting a 9-9 overall record during the Covid-shortened 2020-21 season, Stoudamire returned to the NBA as an assistant coach for the Celtics. In his first season in Boston, he helped lead the Celtics to the 2022 NBA Finals. The Celtics stood in first place in the Atlantic Division and in second both in the Eastern Conference and in the NBA's overall league standings at the time he took the Tech position. With Boston, he coached a pair of metro-Atlanta natives in Malcolm Brogdon (Norcross, Ga.) and Jaylen Brown (Alpharetta, Ga.).

A Portland, Ore. native, Stoudamire, 50, graduated from Woodrow Wilson High School in 1991 and earned his bachelor's degree from Arizona in 2008. He has a daughter, Kemece, and two sons, Damon and Brandon.

Stoudamire as a Head Coach

Season	School	Overall	Conference	Postseason
2016-17	Pacific	*11-22	*4-14 / 9th	*on-court record
2017-18	Pacific	14-18	9-9 / 14th	
2018-19	Pacific	14-18	4-12 / 9th	
2019-20	Pacific	23-10	11-5 / t3rd	
2020-21	Pacific	9-9	6-7 / 5th	
at Pacific	5 years	71-77	34-47	
2023-24	Georgia Tech	14-18	7-13	
2024-25	Georgia Tech	2-1	0-0	
at Georgia Tech	2nd year	16-19	7-13	
CAREER	7th year	87-96	41-60	

Stoudamire Coaching Resume

- Georgia Tech, head coach (2023-present)
- Boston Celtics, assistant coach (2021-23)
- Pacific, head coach (2016-21)
- Memphis, assistant coach (2015-16)
- Arizona, assistant coach (2013-15)
- Rice, director of player development (2008-09)
- Memphis, assistant coach (2011-13)
- Memphis Grizzlies, assistant coach (2009-11)

Honors: All-Pac-10 Conference (1993, 1994, 1995), Pac-10 Co-Player of the Year (1995), Consensus first-team All-American (1995), finalist for the Wooden Award (1995), West Coast Conference Coach of the Year (2020), Ben Jobe Award (2020)

Playing Experience: Lettered four years at Arizona (1991-95), Toronto Raptors (1995-98), Portland Trail Blazers (1998-2005), Memphis Grizzlies (2005-08), San Antonio Spurs (2008)

Coaching Staff

KARL HOBBS

Associate Head Coach • 2nd season at Tech

Karl Hobbs, who directed George Washington to three straight NCAA Tournament appearances as a head coach, captured two national titles as an assistant at Connecticut and helped Rutgers to three post-season appearances in his most recent stop, joined the Georgia Tech men's basketball staff as associate head coach in April of 2023.

Hobbs has 36 seasons of Division I coaching experience and 21 post-season appearances on his resume, and comes to The Flats following seven seasons as associate head coach at Rutgers. He helped guide the Scarlet Knights to post-season appearances each of the past three seasons, including back-to-back appearances in the NCAA Tournament in 2021 and 2022, marking the first time RU made the big dance in consecutive seasons since 1976. Hobbs helped Rutgers snap a 30-year NCAA Tournament drought when the Scarlet Knights earned a berth in the 2021 the NCAA Tournament, their first appearance since 1991.

B.J. ELDER

Assistant Coach • 6th season at Tech

A standout member of the Yellow Jackets' 2004 NCAA runner-up team, B.J. Elder joined the men's basketball staff in July of 2019 as associate director of player personnel. He was elevated to assistant coach in December 2023.

A veteran of 10 years in European professional basketball following his stellar Tech career, Elder, 38, came to Tech following three seasons as assistant boys' basketball coach at Clarkston High School. He has served as the basketball staff's liaison with academic services, campus housing and dining, media and marketing, as well as spearheading outreach to former Tech players.

PERSHIN WILLIAMS

Assistant Coach • 2nd season at Tech

A former graduate assistant with the Georgia Tech men's basketball program, Pershin Williams joined the Yellow Jackets' men's basketball staff as assistant coach in April of 2023 following four seasons on the bench at Kennesaw State.

Now with 12 years of full-time college coaching experience, Williams helped head coach Amir Abdur-Rahim build the KSU program into a championship team in the Atlantic Sun Conference and an NCAA Tournament team in 2023. KSU went 26-9 last season, 15-3 in the A-Sun, and three Owls earned all-conference recognition after being picked to finish eighth in the pre-season conference poll.

NATE BABCOCK

Assistant Coach • 2nd season at Tech

After two seasons as an assistant coach with the Grand Rapids Gold in the G League, Nate Babcock joined the Georgia Tech men's basketball staff as quality control coach in June of 2023. He returns to the collegiate ranks after nine years on the professional level.

Prior to his time in Grand Rapids, the G League affiliate of the Denver Nuggets, Babcock spent seven years in various support roles in the NBA and G League. He joined the Gold after three years as the special assistant to the head coach with the Atlanta Hawks organization where he assisted with player development as well as opponent scouting and game preparation.

BONZI WELLS

Assistant Coach • 2nd season at Tech

A 12-year veteran of professional basketball, including 10 in the National Basketball Association, Bonzi Wells joined the Georgia Tech men's basketball staff as an assistant coach in August of 2023. Wells will concentrate his efforts on player development and on-court coaching.

Wells, 46, came to Tech following two seasons as the head coach at Division II LeMoyne-Owen College in Memphis, Tenn., where he led the Magicians to a 34-23 record across his two years, including an 18-11 mark in 2022-23.

GAME NOTES

BIO UPDATES (see game-by-game stats and career highs in stat pack)**1 • Naithan George • G • 6-3 • 185 • So.**

- Tech's top point guard in his second season on The Flats ... Has started the Yellow Jackets' last 31 games, and this season is averaging 31.7 minutes
- Off to a strong start with 20 assists against five turnovers through three games, and is averaging just under double digits (9.3 ppg) in scoring after tallying a season-high 16 in Tech's last game against Texas Southern
- Has had 13 games of six or more assists in his career, including all three this season, including season high 11 against Notre Dame last Jan. 9, most for a Tech player since 2008
- Scored in double digits 13 times in his Tech career, including a career-high of 24 in an ACC Tournament loss to Notre Dame last March
- Has hit 35.7 percent of his threes so far this season (5-of-14)
- Started Tech's final 28 games in 2023-24, averaging 29.8 minutes and playing well in Tech's ACC wins (10.6 ppg, 4.8 rpg, 47.4 pct. FG)
- Averaged 9.3 points and 4.6 assists (No. 2 in the ACC) in all games; 9.8 points and 5.0 assists (No. 2 in the ACC) in conference games
- Posted Tech's highest assist average (4.66) for a freshman since Javaris Crittenton in 2006-07 (5.75), and was Tech's first freshman since 2008-09 (Iman Shumpert) to have 100 or more assists (135)
- Owned the ACC's third-best assist-turnover ratio in conference games (2.38-1) ... Ranked No. 8 in all games (2.25-1)
- Finished his freshman year with a flurry, scoring a season-high 24 points (8-13 FG, 5-8 3-pt FG, 3-3 FT) with seven assists in Tech's ACC Tournament loss to Notre Dame ... Averaged 15.8 points (24-44 FG, 7-14 3-pt FG) and 4.8 assists over the final four games
- Scored 10 of his season-high 20 points in the final 22 seconds of regulation and final minute of second OT to lift Tech over Clemson ... Scored the winning basket vs. North Carolina with a left-handed layup over Armando Bacot
- Attended Canyon International Academy in Glendale, Ariz., his last three years of high school
- First freshman to start at point guard for Tech since Jose Alvarado, though he did not see action until the fourth game of the season
- Plays with high energy and has a tremendous work ethic ... Committed to playing both ends of the floor
- Chose Tech over offers from Texas A&M Corpus Christi, Sam Houston State, Seattle

2 • Javian McCollum • G • 6-2 • 175 • Sr. (TR)

- Name pronounced "JAY-vee-un muh-CALL-um"
- Transfer from Oklahoma who has been in Tech's starting lineup all three games to date
- Has reached double-figures in all three games and is No. 3 on Tech's scoring chart at 15.3 points per game
- Passed the 1,000-career-point milestone in the Jackets' season opener against West Georgia, when he scored 18 points
- Has connected on 53.3 percent of his shots from the floor, 46.7 percent from three-point range and 87.5 percent from the foul line
- Played one season at Oklahoma (2023-24) after competing for two years at Siena in Albany, N.Y. ... Has one season of eligibility at Tech
- No. 31 in ESPN's transfer portal ranking, and 247Sports deemed him No. 2 among transfers into ACC programs
- Averaged 12.2 points and 3.1 assists per game over his college career prior to Tech, totaling 990 career points over 81 games (57 starts)
- Has connected on 42.6 percent of his shots from the floor, 34.7 percent from three-point range and 90.1 percent from the free throw line
- Earned 2023-24 All-Big 12 honorable mention honors in 2023-24
- Appeared in 30 games (30 starts) last year at OU, averaging 13.3 points, 3.4 assists, 2.6 rebounds and 0.8 steals per outing
- Shot 40.4 percent (132-327) from the field, 31.4 percent (54-172) from deep and a school-record 94.3 percent (82-87) from the free throw line ... Made a program record 39 consecutive free throws
- Has scored in double digits 48 times in his career, including 50 of 59 games over the last two-plus seasons

3 • Jaeden Mustaf • G • 6-5 • 210 • Fr.

- Consensus four-star combo guard with excellent size, court vision, play-making and shooting abilities... Name pronounced "JAY-dun MOO-stoff"
- Played in Tech's first game against West Georgia, missed the last two with a thumb injury
- Ranked No. 58 nationally overall and No. 7 at his position in the 247Sports Composite ranking
- Picked Tech over a top-six list that also included NC State, Maryland, Florida State, Indiana and Arkansas
- Attended Overtime Elite in Atlanta for his senior year after spending his junior season at Carmel Christian School in Matthews, N.C.
- Averaged 10.2 points, 5.6 assists and 3.8 rebounds over 16 games with the City Reapers team ... Improved to 11.1 points, 6.1 assists and 4.3 rebounds over eight games in the City Reapers' run to the finals, where they defeated RWE to win the OTE title
- Earned all-state honors at Carmel Christian and led his team to a 28-4 record and a berth in the state championship game ... Averaged 15.9 points, 5.8 rebounds and 3.8 assists per game at Carmel in 2022-23
- Prior to that, attended DeMatha Catholic High School in Hyattsville, Md., where he averaged 8.5 points, 3.8 rebounds and 2.3 assists in 2021-22 as a sophomore
- Son of former Maryland star Jerrod Mustaf

12 • Ryan Mutombo • C • 7-2 • 255 • Gr. (TR)

- Atlanta high school star who returned home to play at Georgia Tech following three seasons at Georgetown ... Has one season of eligibility at Tech ... Last name pronounced "moo-TOM-bo"
- Played a total of 54 games, making one start, over three seasons with the Hoyas ... Averaged 8.1 minutes per game, 3.3 points and 2.3 rebounds ... Connected on 51.8 percent of his shots from the floor
- Appeared in 15 games, playing a total of 55 minutes ... Scored 11 points on the season and contributed 18 rebounds, a steal and a block ... Recorded a season-high four points and three rebounds in win over Le Moyne (Nov. 7)
- A product out of the Lovett School in Atlanta, was named All-State first team at center by the Atlanta Journal Constitution his senior season
- Surpassed the 1,500-point milestone at the Lovett School ... Was a 4-star prospect in the class of 2021 ranked No. 112 nationally by 247Sports, No. 17 among centers
- Son of the late Georgetown and Atlanta Hawks star Dikembe Mutombo

11 • Baye Ndongo • F • 6-9 • 240 • So.

- Name pronounced "BYE NDONG-go" ... Pronounce the N with no vowel before or after
- Voted second-team Preseason All-ACC for 2024-25
- Scored in double digits in all three games, posting double-doubles in the last two (20/10 vs. North Florida, 19/11 vs. Texas Southern)
- Now has eight career double-doubles, including six as a freshman
- Has made 51.5 percent of his shots from the floor, including both of his three-point attempts, and has eight assists against five turnovers
- Made the ACC's All-Freshman team in 2024, first Jacket to do so since Josh Okogie in 2017 ... Fianlist for the Kyle Macy Award (top freshman in Division I)
- Played and started last 29 games after missing the first three and most of the pre-season with a hand injury ... Excellent defender and rebounder who is difficult to stop around the basket
- Tech's top rebounder at 8.2 per game and No. 2 scorer at 12.4 points per game ... Ranks No. 7 in the ACC in rebound average, No. 6 in offensive rebounds (2.55 per game), No. 2 in field goal percentage (55.8) and No. 12 in blocked shots (1.10 per game)
- Finished No. 3 among freshmen nationally in rebound average and No. 2 in field goal percentage
- One of two freshmen in the nation (JT Toppin of New Mexico was the other) to average at least 12.4 points, 8.2 rebounds, 1.1 blocks and hit 55 percent from the floor
- Only Chris Bosh and Derrick Favors exceeded Ndongo's numbers in those categories as freshmen at Tech
- Averaged 12.6 points and 7.7 rebounds in ACC games and hit 55.4 percent from the floor
- Named ACC Rookie of the Week three times, most recently after making the all-tournament team at the Diamond Head Classic (18.0 ppg, 9.3 rpg, 23-26 FG, 8-9 FT) ... That included a 22-point, 12-rebound game in the semifinals vs. Hawaii ... Scored 20 with eight boards against Nevada
- Had his breakout game Dec. 2 vs. No. 7 Duke with 21 points (9-11 FG), 5 rebounds, 4 blocked shots, 2 assists ... Named ACC Rookie of the Week after that effort
- Notched first career double-double Dec. 16 against Penn State with 12 points and 19 rebounds ... Tied for most rebounds ever by a Tech freshman ... Again named ACC Rookie of the Week for that performance
- Has a 7-foot, 2-inch wingspan ... Grew up in a soccer family, but an older sister persuaded him to try basketball at age 14
- Played the 2022-23 season at Putnam (Conn.) Science Academy, helping lead the team to its fourth national prep school championship in five years (38-3 record in 2022-23)
- Played for Senegal's U19 team in the U19 World Cup in 2021

BIO UPDATES (see game-by-game stats and career highs in stat pack)

35 • Emmer Nichols • F • 6-6 • 223 • r-So.

- Non-scholarship player who joined the Tech program for the fall, 2022 semester ... Redshirted the 2022-23 season
- Played in two games ... Saw the first action of his career Nov. 22 at Cincinnati (two minutes, one rebound)
- Suffered a broken leg on Jan. 19 and was sidelined the remainder of the season
- Versatile player and left-handed shooter who is skilled in all facets of the game
- No. 42-ranked player in the state of California according to Max Preps
- Played four years at Sacred Heart Preparatory School, serving two years as team captain
- Helped Sacred Heart to a pair of league championships, including a Central Coast Section title in 2021
- As a senior, led SHP to a 25-5 record overall as a senior and 14-0 mark in its league
- Earned second-team Central Coast Section WBAL all-league, first-team all-league in 2020 and 2022 (MVP and defensive player of the year in 2022)

9 • Luke O'Brien • F • 6-8 • 225 • Sr. (TR)

- Transfer from Colorado who played four seasons and was a key rotation player the last three for the Buffaloes ... Steadily improved and saw more playing time with each season
- Played well in Tech's first two games, getting eight points and 10 rebounds against West Georgia, 15 points and eight boards against North Florida ... Missed the Texas Southern game with an ankle injury
- Played in 111 games and made 29 career starts at Colorado, 19 of those last season ... Averaged 4.8 points and 3.7 rebounds for this career, hitting 44 percent of his shots from the floor and 35 percent from three-point range
- Helped Colorado reach the NCAA Tournament twice in his time as a Buffalo
- Helped lead Colorado to the NCAA Tournament, the championship game of the Pac-12 Tournament and a program-record 26 victories in 2023-24
- Averaged a career-best 6.7 points and 3.8 rebounds per game in 2023-24 ... Played 35 games, starting 19, and averaged 23.6 minutes
- Started the Buffaloes' final 10 games, playing 30 or more minutes in three
- Connected on 45.6 percent of his shots from the floor, 37.6 percent from three-point range and 65.8 percent from the foul line
- Scored in double digits 10 times, two of those against Pac-12 teams and one in Colorado's second-round NCAA Tournament win over Florida, when he went 5-for-5 from the floor and scored 12 points

45 • Doryan Onwuchekwa • C • 6-11 • 240 • Fr.

- Name pronounced "DOR-ee-un ON-woo-CHECK-wuh" ... Teammates call him "D.O."
- Played in all three games to date, making his first start against Texas Southern (9 rebounds) in place of the injured Luke O'Brien ... Grabbed seven boards against West Georgia
- Three-star center prospect who attended the Faith Family Academy of Oak Cliff in Dallas, Texas
- Ranked No. 112 nationally by 247Sports Composite, No. 19 at his position and No. 7 overall in the state of Texas
- Helped Faith Family Academy at Oak Cliff to a 118-24 record over four years under head coach Brandon Thomas, and a perfect 34-0 mark in district play
- The Eagles won University Interscholastic League 4A state titles in 2022, 2023 and 2024, and lost in the state semifinals his freshman year
- Earned all-state honors by the Texas Association of Basketball Coaches, and was named to the all-Dallas metro team (2nd-team in 2023, 1st-team in 2024) by the Dallas Morning News ... Selected to the 4A Boys all-tournament team in 2023 and 2024
- Was a McDonald's All-American game nominee
- In the final two games of Faith Family Academy's 2023 title run, he scored 34 points and had 28 rebounds, seven assists and five blocks

31 • Duncan Powell • F • 6-8 • 235 • r-Jr. (TR)

- Former top-100 high school prospect who transferred to Tech from Sacramento State
- Played in all three games off the bench so far, averaging just under 15 minutes and 5.7 points with 3.0 rebounds per game
- Improving frontcourt player who has two years of Division I collegiate experience, having spent two years (red-shirted one year) at North Carolina A&T
- Played in 29 games, including 23 starts last season at Sac State ... Missed the final five games of the season with injury
- Was the Hornets' leading scorer (12.1 ppg) and rebounder (7.0 rpg) ... The rebounds ranked sixth in the Big Sky Conference
- Also averaged 2.0 assists and 26.5 minutes while shooting 49 percent (130-264) from the field and 69 percent (76-111) from the free throw line ... Averaged 3.8 trips to the free throw line per game
- Scored in double figures 21 times, pulled 10-plus rebounds six times, and had five double-doubles
- Played in 30 games for North Carolina A&T in 2022-23, including four starts ... Named to the CAA all-Rookie team ... Averaged 8.0 points, 5.7 rebounds, 0.7 steals, 0.7 blocked shots and 22.5 minutes per game while shooting 42 percent from the field
- Saw his minutes steadily increase as the season went on, scoring in double figures and playing at least 30 minutes each of the last five games
- Born in Conover, N.C., but went to high school at DeSoto High School in DeSoto, Texas ... During his junior season of ball at DeSoto, he averaged 21.1 points, 8.2 rebounds and 5.0 assists, then was sidelined his senior year due to injury
- Ranked No. 84 overall in the 2021 class according to ESPN

14 • Kowacie Reeves, Jr. • F • 6-7 • 205 • Sr.

- First name pronounced "ko-WAY-see" ... Teammates and coaches call him "WAY-see"
- Steady player on both ends of the floor who has started all 35 games as a Yellow Jacket since transferring from Florida
- Has reached double-digits in all three games this season, averaging 15.7 points per game (No. 2 on Tech's scoring chart)
- Reliable three-point shooter who led the Jackets last season, and has hit 32 percent so far this season, ranking among the ACC's top five in three-pointers made and attempted
- Has blocked seven shots and averaged 4.0 rebounds per game
- No. 3 in Tech's scoring column at 9.8 points per game in 2023-24, hitting double digits in 13 games
- Established career highs for himself in every statistical category except free throws made and attempted
- Connected on 41.7 percent of his shots from the floor, No. 2 on the team in three-point rate (38.3 pct.) and No. 2 in free throw percentage (84.0 pct.)
- No. 3 on the team blocked shots (16) and fourth in steals (16)
- Averaged 9.2 points and 3.7 rebounds in ACC games, while connecting on 40.7 percent from the floor and team-high 41.3 percent on threes
- Has 125 three-point field goals in his college career, including 59 in 35 games at Tech, more threes than in either of his first two full seasons in college
- Surpassed 700 points for his career at Miami, now at 783
- Tallied 14 points (5-7 FG, 4-5 3pt FG) with four rebounds in his ACC debut vs. Duke ... Scored 15 with five boards vs. Penn State ... Had 18 points with six boards at Florida State ... Had 15 points on five three-pointers at Clemson
- Former four- and five-star-rated recruit from Georgia who played two seasons at Florida before transferring to Georgia Tech ... Helped lead Florida to appearances in the NIT both of his seasons in Gainesville ... Averaged 7.1 points and 2.1 rebounds in 60 games (17 starts), averaging 17.5 minutes per game

33 • Marcos San Miguel • G • 6-4 • 203 • So.

- First-year non-scholarship student-athlete from Campbell High School in Smyrna
- Saw action in one game (Alabama A&M) ... Took two shots but did not score, and grabbed a rebound in 1:55
- Four-year varsity letterwinner in basketball at Campbell High School, serving as team captain three years ... Helped the Spartans to a 17-12 overall record as a senior
- Graduated from Campbell with a 4.77 weighted GPA ... Also served in IB Leadership Core Team, Human Rights Club (Vice President), Interact Service Club, Chess Club, Academic Quiz Bowl, National Honor Society, Spanish Honor Society, Campbell Fellowship
- Gold Scholar at Georgia Tech enrolled in computer science with a minor in Spanish
- Officiates youth basketball in his spare time for East Marietta Basketball, Inc. ... Founded and leads organization called Take a Charge National Fundraising Campaign, in which he seeks donations for each charge he takes in basketball games, originating to raise funds for a friend who suffered a traumatic brain injury playing football, with additional funds directed toward people in need

BIO UPDATES (see game-by-game stats and career highs in stat pack)

30 • Ibrahim Souare • F • 6-9 • 225 • r-Fr.

- Name pronounced "EE-bruh-HEEM SWAR-ay (rhymes with soiree)"
- Power forward prospect from Guinea who was recruited out of Canyon International Academy in Glendale, Ariz.
- Played in two games off the bench, grabbing eight total rebounds in 11 minutes of action
- Enrolled for fall semester and eligible to play in 2023-24 ... Took a red-shirt year and did not see action in 2023-24
- Measured 7-2 wingspan, 30-inch vertical leap ... Listed at 6-foot-7 for the FIBA 2022 U18 Championship, grown two inches since then
- Averaged 11.7 points, 7.7 rebounds and 1.7 assists for Guinea in the 2022 FIBA U18 African Championship in Madagascar ... Averaged 29.3 minutes over six games

10 • Darrion Sutton • F • 6-8 • 205 • Fr.

- Four-star forward prospect from the St. Louis, Mo., area who spent his senior year at Overtime Elite in Atlanta after his game and his recruitment took off over the summer of 2023 ... Left-handed shooter ... First name pronounced "DARE-ee-on"
- Played in the opener against West Georgia, missed the last two with a hamstring injury
- Ranked No. 98 nationally in the 247Sports Composite rankings, No. 24 among small forwards and No. 11 overall in the state of Georgia
- Chose the Yellow Jackets over Michigan and Missouri
- Averaged 10.6 points, 8.2 rebounds and 3.5 assists over a 17-game schedule for Team RWE at Overtime Elite in 2023-24, hitting 58.4 percent of his shots from the floor
- Helped RWE advance to the championship series of the OTE playoff, averaging 3.7 points, 4.0 rebounds and 2.3 assists over seven games
- Played his junior year at Denver (Colo.) Accelerated Way ... Participated in the NBPA Top 100 Camp and Pangos All-American Camp in the summer of 2023

0 • Lance Terry • G • 6-3 • 200 • Sr.

- Experienced and versatile guard who has returned from a red-shirt year in 2023-24 ... Recovered from a pre-season injury that forced him to miss the first eight games of last season, but elected to red-shirt and return to action in 2024-25
- Has averaged 12.0 points in three games, all off the bench, including double-figure efforts against North Florida (14) and Texas Southern (13)
- Hit 48 percent of his shots from the floor, 41.2 percent from three-point range (7-of-12)
- Has 928 career points in college, second on the team behind Javian McCollum, and 142 career three-point field goals
- Atlanta-area high school product who played three seasons at Gardner-Webb University before transferring to Georgia Tech prior to the 2022-23 season
- No. 2 on the team in scoring at 10.1 points per game in 2022-23 while hitting 42.1 percent of his shots from the floor, 38.8 from three-point range (top percentage on the team) and 81.4 percent from the foul line
- Averaged 11.4 points in ACC games (No. 2 on the team), connecting on 41.3 percent from the floor, a team-high 42.1 from three-point distance and 79.4 percent from the free throw stripe
- Was a key figure both as a starter and a reserve offensively, and his best offensive games occurred in Tech's seven ACC wins (tournament win included)
- In those seven wins, averaged 17.7 points, connected on 47.3 percent of his field goals, and 52.1 percent of his threes, playing the full 40 minutes in all but the Syracuse game, in which he was subbed out with 56 seconds left when the Jackets emptied the bench
- Started 21 of the 29 games he played, including 15 ACC games (regular season plus tournament)
- Thirteen double-figure scoring games altogether in 2022-23, eight in ACC games

32 • Dyllan Thompson • G/F • 6-7 • 215 • Fr.

- Wing player who committed to the Yellow Jackets in June of 2024 and enrolled for the fall semester as a freshman
- Attended Second Baptist School in Houston his junior and senior years
- Led his team in scoring at 18 points per game, and averaged 7.3 rebounds and 2.5 assists per game as a senior, helping the Eagles post a 29-9 overall record and a 13-1 mark in their district
- Also connected on 35 percent of his three-point tries (175 attempts) and 80 percent of his free throws
- Made the all-tournament team for the Texas Association of Private and Parochial Schools post-season tournament
- Selected second-team all-state and first-team all-district as a junior
- Also competed in the high jump for Second Baptist's track and field team
- Played for John Lucas' Nike EYBL team, JL3 ... Participated in the 2023 NBPA Top 100 camp in Orlando, Fla.
- Prior to Second Baptist, attended St. Anne's Belfield in Charlottesville, Va., where he averaged 3.2 points and 2.7 rebounds over 25 games in 2021-22
- Son of former USC All-American and 9-time WNBA all-star Tina Thompson

2024-25 SEASON STATISTICS AND RESULTS

Game Records

Record	Overall	Home	Away	Neutral
ALL GAMES	2-1	2-1	0-0	0-0
CONFERENCE	0-0	0-0	0-0	0-0
NON-CONFERENCE	2-1	2-1	0-0	0-0

Score by Periods

Team	1st	2nd	OT	TOT
Georgia Tech	148	111	0	259
Opponents	107	122	0	229

Team Box Score

No.	Player	Total			3-Point			F-Throw		Rebounds				Other								
		GP-GS	MIN	AVG	FG-FGA	FG%	3FG-3FGA	3FG%	FT-FTA	FT%	OFF	DEF	TOT	AVG	PF	DQ	A	TO	BLK	STL	PTS	AVG
11	NDONGO, Baye	3-3	85:13	28.4	17-33	.515	2-2	1.000	13-19	.684	8	20	28	9.3	10	0	8	5	3	2	49	16.3
14	REEVES JR., Kowacie	3-3	88:47	29.6	18-42	.429	8-25	.320	3-4	.750	4	8	12	4.0	7	0	6	2	7	3	47	15.7
2	MCCOLLUM, Javian	3-3	93:50	31.3	16-30	.533	7-15	.467	7-8	.875	1	11	12	4.0	5	0	12	10	1	4	46	15.3
0	TERRY, Lance	3-0	73:11	24.4	12-25	.480	7-17	.412	5-6	.833	2	5	7	2.3	7	0	4	5	0	1	36	12.0
9	O'BRIEN, Luke	2-2	49:21	24.7	10-19	.526	1-7	.143	2-3	.667	4	14	18	9.0	4	0	2	3	0	0	23	11.5
1	GEORGE, Naithan	3-3	95:05	31.7	7-20	.350	5-14	.357	9-11	.818	1	9	10	3.3	4	0	20	5	0	2	28	9.3
31	POWELL, Duncan	3-0	37:46	12.6	6-18	.333	1-7	.143	4-7	.571	6	3	9	3.0	5	0	1	1	0	0	17	5.7
3	MUSTAF, Jaeden	1-0	14:50	14.8	2-5	.400	0-0	.000	0-0	.000	1	1	2	2.0	0	0	2	0	0	4	4.0	
45	ONWUCHEKWA, Doryan	3-1	44:34	14.9	4-12	.333	0-4	.000	0-3	.000	6	11	17	5.7	7	0	1	0	2	0	8	2.7
30	SQUARE, Ibrahim	2-0	10:50	5.4	0-0	.000	0-0	.000	1-2	.500	3	5	8	4.0	4	0	0	2	0	0	1	0.5
10	SUTTON, Darrion	1-0	06:33	6.6	0-1	.000	0-1	.000	0-0	.000	0	0	0	0.0	2	0	0	1	0	0	0	0.0
Team											4	9	13				2					
Total		3	600		92-205	.449	31-92	.337	44-63	.698	40	96	136	45.3	55	0	56	36	13	12	259	86.3
Opponents		3	600		82-199	.412	21-60	.350	44-69	.638	30	77	107	35.7	53	2	34	29	12	17	229	76.3

Team Statistics

	GATECH	OPP
Scoring	259	229
Points per game	86.3	76.3
Scoring margin	+10.0	-
Field goals-att	92-205	82-199
Field goal pct	.449	.412
3 point fg-att	31-92	21-60
3-point FG pct	.337	.350
3-pt FG made per game	10.3	7.0
Free throws-att	44-63	44-69
Free throw pct	.698	.638
F-Throws made per game	14.7	14.7
Rebounds	136	107
Rebounds per game	45.3	35.7
Rebounding margin	+9.7	-
Assists	56	34
Assists per game	18.7	11.3
Turnovers	36	29
Turnovers per game	12.0	9.7
Turnover margin	-2.3	-
Assist/turnover ratio	1.6	1.2
Steals	12	17
Steals per game	4.0	5.7
Blocks	13	12
Blocks per game	4.3	4.0
Winning streak	1	-
Home win streak	1	-
Attendance	10467	0
Home games-Avg/Game	3-3489	0-0
Neutral site-Avg/Game	-	0-0

Team Results

Date	Opponent		Score	Att.
11/06/2024	West Ga.	W	85-62	3530
11/10/2024	North Florida	L	93-105	3553
11/12/2024	Texas Southern	W	81-62	3384



2024-25 SEASON STATISTICS - POINTS/REBOUNDS/ASSISTS

Opponent	Date	Score		0	1	2	3	9	10	11	14	30	31	45
				TERRY,LANC	GEORGE,NAI	MCCOLLUM,J	MUSTAF,JAЕ	O'BRIEN,LU	SUTTON,DAR	NDONGO,BAY	REEVES JR.	SOUARE,IBR	POWELL,DUN	ONWUCHEKWA
West Ga.	11/06/2024	85-62	W	9-3-1	7-1-7	18-4-5	4-2-2	8-10-1	0-0-0	10-7-4	15-4-0	1-3-0	9-1-0	4-7-0
North Florida	11/10/2024	93-105	L	14-3-1	5-6-7	14-3-6	DNP	15-8-1	DNP	20-10-3	17-1-3	DNP	4-6-1	4-1-0
Texas Southern	11/12/2024	81-62	W	13-1-2	16-3-6	14-5-1	DNP	DNP	DNP	19-11-1	15-7-3	0-5-0	4-2-0	0-9-1

GAME NOTES



2024-25 SEASON STATISTICS - TEAM GAME-BY-GAME

Opponent	Date	Score	W	Total		3-Pointers		Free throws		Rebounds				Other Stats							
				FG-FGA	PCT	3FG-3FGA	PCT	FT-FTA	PCT	OFF	DEF	TOT	AVG	PF	A	TO	BLK	STL	PTS	AVG	
West Ga.	11/06/2024	85-62	W	33-68	.485	7-27	.259	12-17	.706	13	36	49	49.0	16	20	12	6	5	85	85.0	
North Florida	11/10/2024	93-105	L	37-79	.468	13-29	.448	6-12	.500	13	25	38	43.5	20	22	10	2	4	93	89.0	
Texas Southern	11/12/2024	81-62	W	22-58	.379	11-36	.306	26-34	.765	14	35	49	45.3	19	14	14	5	3	81	86.3	
Total		259		92-205	.449	31-92	.337	44-63	.698	40	96	136	45.3	55	56	36	13	12	259	86.3	
Opponents		229		82-199	.412	21-60	.350	44-69	.638	30	77	107	35.7	53	34	29	12	17	229	76.3	

Georgia Tech Averages

Games Played	Points/game	FG Pct	3FG Pct	FT Pct	Rebounds/game	Assists/game	Turnovers/game	Assist/Turnover ratio	Steals/game	Blocks/game
3	86.3	44.9	33.7	69.8	45.3	18.7	12.0	1.6	4.0	4.3

GAME NOTES



2024-25 SEASON STATISTICS - OPPONENT GAME-BY-GAME

Opponent	Date	Score	W	Total		3-Pointers		Free throws		Rebounds										
				FG-FGA	PCT	3FG-3FGA	PCT	FT-FTA	PCT	OFF	DEF	TOT	AVG	PF	A	TO	BLK	STL	PTS	AVG
West Ga.	11/06/2024	85-62	W	23-64	.359	6-15	.400	10-18	.556	6	19	25	25.0	15	10	8	6	6	62	62.0
North Florida	11/10/2024	93-105	L	37-69	.536	9-31	.290	22-29	.759	10	31	41	33.0	14	12	9	4	3	105	83.5
Texas Southern	11/12/2024	81-62	W	22-66	.333	6-14	.429	12-22	.545	14	27	41	35.7	24	12	12	2	8	62	76.3
Total		229		82-199	.412	21-60	.350	44-69	.638	30	77	107	35.7	53	34	29	12	17	229	76.3
Georgia Tech		259		92-205	.449	31-92	.337	44-63	.698	40	96	136	45.3	55	56	36	13	12	259	86.3

Opponents Averages

Games Played	Points/game	FG Pct	3FG Pct	FT Pct	Rebounds/game	Assists/game	Turnovers/game	Assist/Turnover ratio	Steals/game	Blocks/game
3	76.3	41.2	35.0	63.8	35.7	11.3	9.7	1.2	5.7	4.0



2024-25 SEASON STATISTICS - INDIVIDUAL GAME-BY-GAME

#0 TERRY, Lance

Opponent	Date	GS	MIN	Total		3-Pointers		Free throws		Rebounds				PF	A	TO	BLK	STL	PTS	AVG
				FG-FGA	PCT	3FG-3FGA	PCT	FT-FTA	PCT	OFF	DEF	TOT	AVG							
West Ga.	11/06/2024		23:32	4-7	.571	1-3	.333	0-0	.000	1	2	3	3.0	3	1	1	0	0	9	9.0
North Florida	11/10/2024		25:01	5-10	.500	4-7	.571	0-0	.000	0	3	3	3.0	2	1	3	0	1	14	11.5
Texas Southern	11/12/2024		24:38	3-8	.375	2-7	.286	5-6	.833	1	0	1	2.3	2	2	1	0	0	13	12.0
Totals		0	73:11	12-25	.480	7-17	.412	5-6	.833	2	5	7	2.3	7	4	5	0	1	36	12.0

Player Averages

Games Played	Minutes/game	Points/game	FG Pct	3FG Pct	FT Pct	Rebounds/game	Assists/game	Turnovers/game	Assist/Turnover ratio	Steals/game	Blocks/game
3	24.4	12.0	48.0	41.2	83.3	2.3	1.3	1.7	0.8	0.3	0.0

2024-25 SEASON STATISTICS - INDIVIDUAL GAME-BY-GAME

#1 GEORGE, Naithan

Opponent	Date	GS	MIN	Total		3-Pointers		Free throws		Rebounds				Other						
				FG-FGA	PCT	3FG-3FGA	PCT	FT-FTA	PCT	OFF	DEF	TOT	AVG	PF	A	TO	BLK	STL	PTS	AVG
West Ga.	11/06/2024	*	23:04	2-6	.333	1-3	.333	2-3	.667	0	1	1	1.0	1	7	1	0	0	7	7.0
North Florida	11/10/2024	*	35:27	2-5	.400	1-3	.333	0-0	.000	0	6	6	3.5	3	7	1	0	1	5	6.0
Texas Southern	11/12/2024	*	36:34	3-9	.333	3-8	.375	7-8	.875	1	2	3	3.3	0	6	3	0	1	16	9.3
Totals		3	95:05	7-20	.350	5-14	.357	9-11	.818	1	9	10	3.3	4	20	5	0	2	28	9.3

Player Averages

Games Played	Minutes/game	Points/game	FG Pct	3FG Pct	FT Pct	Rebounds/game	Assists/game	Turnovers/game	Assist/Turnover ratio	Steals/game	Blocks/game
3	31.7	9.3	35.0	35.7	81.8	3.3	6.7	1.7	4.0	0.7	0.0



2024-25 SEASON STATISTICS - INDIVIDUAL GAME-BY-GAME

#2 MCCOLLUM, Javian

Opponent	Date	GS	MIN	Total		3-Pointers		Free throws		Rebounds				PF	A	TO	BLK	STL	PTS	AVG
				FG-FGA	PCT	3FG-3FGA	PCT	FT-FTA	PCT	OFF	DEF	TOT	AVG							
West Ga.	11/06/2024	*	30:05	7-12	.583	3-6	.500	1-1	1.000	1	3	4	4.0	0	5	3	0	4	18	18.0
North Florida	11/10/2024	*	33:22	5-9	.556	2-4	.500	2-2	1.000	0	3	3	3.5	3	6	3	0	0	14	16.0
Texas Southern	11/12/2024	*	30:23	4-9	.444	2-5	.400	4-5	.800	0	5	5	4.0	2	1	4	1	0	14	15.3
Totals		3	93:50	16-30	.533	7-15	.467	7-8	.875	1	11	12	4.0	5	12	10	1	4	46	15.3

Player Averages

Games Played	Minutes/game	Points/game	FG Pct	3FG Pct	FT Pct	Rebounds/game	Assists/game	Turnovers/game	Assist/Turnover ratio	Steals/game	Blocks/game
3	31.3	15.3	53.3	46.7	87.5	4.0	4.0	3.3	1.2	1.3	0.3

2024-25 SEASON STATISTICS - INDIVIDUAL GAME-BY-GAME

#3 MUSTAF, Jaeden

Opponent	Date	GS	MIN	Total		3-Pointers		Free throws		Rebounds				PF	A	TO	BLK	STL	PTS	AVG
				FG-FGA	PCT	3FG-3FGA	PCT	FT-FTA	PCT	OFF	DEF	TOT	AVG							
West Ga.	11/06/2024		14:50	2-5	.400	0-0	.000	0-0	.000	1	1	2	2.0	0	2	0	0	0	4	4.0
Totals		0	14:50	2-5	.400	0-0	.000	0-0	.000	1	1	2	2.0	0	2	0	0	0	4	4.0

Player Averages

Games Played	Minutes/game	Points/game	FG Pct	3FG Pct	FT Pct	Rebounds/game	Assists/game	Turnovers/game	Assist/Turnover ratio	Steals/game	Blocks/game
1	14.8	4.0	40.0	0.0	0.0	2.0	2.0	0.0	2.0	0.0	0.0



2024-25 SEASON STATISTICS - INDIVIDUAL GAME-BY-GAME

#9 O'BRIEN, Luke

Opponent	Date	GS	MIN	Total		3-Pointers		Free throws		Rebounds				PF	A	TO	BLK	STL	PTS	AVG
				FG-FGA	PCT	3FG-3FGA	PCT	FT-FTA	PCT	OFF	DEF	TOT	AVG							
West Ga.	11/06/2024	*	21:46	4-9	.444	0-4	.000	0-1	.000	1	9	10	10.0	1	1	2	0	0	8	8.0
North Florida	11/10/2024	*	27:35	6-10	.600	1-3	.333	2-2	1.000	3	5	8	9.0	3	1	1	0	0	15	11.5
Totals		2	49:21	10-19	.526	1-7	.143	2-3	.667	4	14	18	9.0	4	2	3	0	0	23	11.5

Player Averages

Games Played	Minutes/game	Points/game	FG Pct	3FG Pct	FT Pct	Rebounds/game	Assists/game	Turnovers/game	Assist/Turnover ratio	Steals/game	Blocks/game
2	24.7	11.5	52.6	14.3	66.7	9.0	1.0	1.5	0.7	0.0	0.0

2024-25 SEASON STATISTICS - INDIVIDUAL GAME-BY-GAME

#10 SUTTON, Darrion

Opponent	Date	GS	MIN	Total		3-Pointers		Free throws		Rebounds				PF	A	TO	BLK	STL	PTS	AVG
				FG-FGA	PCT	3FG-3FGA	PCT	FT-FTA	PCT	OFF	DEF	TOT	AVG							
West Ga.	11/06/2024		06:33	0-1	.000	0-1	.000	0-0	.000	0	0	0	0.0	2	0	1	0	0	0	0.0
Totals		0	06:33	0-1	.000	0-1	.000	0-0	.000	0	0	0	0.0	2	0	1	0	0	0	0.0

Player Averages

Games Played	Minutes/game	Points/game	FG Pct	3FG Pct	FT Pct	Rebounds/game	Assists/game	Turnovers/game	Assist/Turnover ratio	Steals/game	Blocks/game
1	6.6	0.0	0.0	0.0	0.0	0.0	0.0	1.0	0.0	0.0	0.0



2024-25 SEASON STATISTICS - INDIVIDUAL GAME-BY-GAME

#11 NDONGO, Baye

Opponent	Date	GS	MIN	Total		3-Pointers		Free throws		Rebounds				PF A TO BLK STL PTS				AVG		
				FG-FGA	PCT	3FG-3FGA	PCT	FT-FTA	PCT	OFF	DEF	TOT	AVG							
West Ga.	11/06/2024	*	23:32	3-5	.600	0-0	.000	4-6	.667	1	6	7	7.0	2	4	2	3	0	10	10.0
North Florida	11/10/2024	*	28:50	9-18	.500	1-1	1.000	1-3	.333	3	7	10	8.5	4	3	1	0	1	20	15.0
Texas Southern	11/12/2024	*	32:51	5-10	.500	1-1	1.000	8-10	.800	4	7	11	9.3	4	1	2	0	1	19	16.3
Totals		3	85:13	17-33	.515	2-2	1.000	13-19	.684	8	20	28	9.3	10	8	5	3	2	49	16.3

Player Averages

Games Played	Minutes/game	Points/game	FG Pct	3FG Pct	FT Pct	Rebounds/game	Assists/game	Turnovers/game	Assist/Turnover ratio	Steals/game	Blocks/game
3	28.4	16.3	51.5	100.0	68.4	9.3	2.7	1.7	1.6	0.7	1.0

2024-25 SEASON STATISTICS - INDIVIDUAL GAME-BY-GAME

#14 REEVES JR., Kowacie

Opponent	Date	GS	MIN	Total		3-Pointers		Free throws		Rebounds				PF	A	TO	BLK	STL	PTS	AVG
				FG-FGA	PCT	3FG-3FGA	PCT	FT-FTA	PCT	OFF	DEF	TOT	AVG							
West Ga.	11/06/2024	*	25:28	6-13	.462	1-5	.200	2-2	1.000	1	3	4	4.0	1	0	0	3	1	15	15.0
North Florida	11/10/2024	*	30:49	6-12	.500	4-9	.444	1-2	.500	1	0	1	2.5	4	3	0	2	1	17	16.0
Texas Southern	11/12/2024	*	32:30	6-17	.353	3-11	.273	0-0	.000	2	5	7	4.0	2	3	2	2	1	15	15.7
Totals		3	88:47	18-42	.429	8-25	.320	3-4	.750	4	8	12	4.0	7	6	2	7	3	47	15.7

Player Averages

Games Played	Minutes/game	Points/game	FG Pct	3FG Pct	FT Pct	Rebounds/game	Assists/game	Turnovers/game	Assist/Turnover ratio	Steals/game	Blocks/game
3	29.6	15.7	42.9	32.0	75.0	4.0	2.0	0.7	3.0	1.0	2.3



2024-25 SEASON STATISTICS - INDIVIDUAL GAME-BY-GAME

#30 SQUARE, Ibrahim

Opponent	Date	GS	MIN	Total		3-Pointers		Free throws		Rebounds				PF	A	TO	BLK	STL	PTS	AVG
				FG-FGA	PCT	3FG-3FGA	PCT	FT-FTA	PCT	OFF	DEF	TOT	AVG							
West Ga.	11/06/2024		04:02	0-0	.000	0-0	.000	1-2	.500	0	3	3	3.0	0	0	0	0	0	1	1.0
Texas Southern	11/12/2024		06:48	0-0	.000	0-0	.000	0-0	.000	3	2	5	4.0	4	0	2	0	0	0	0.5
Totals		0	10:50	0-0	.000	0-0	.000	1-2	.500	3	5	8	4.0	4	0	2	0	0	1	0.5

Player Averages

Games Played	Minutes/game	Points/game	FG Pct	3FG Pct	FT Pct	Rebounds/game	Assists/game	Turnovers/game	Assist/Turnover ratio	Steals/game	Blocks/game
2	5.4	0.5	0.0	0.0	50.0	4.0	0.0	1.0	0.0	0.0	0.0

2024-25 SEASON STATISTICS - INDIVIDUAL GAME-BY-GAME

#31 POWELL, Duncan

Opponent	Date	GS	MIN	Total		3-Pointers		Free throws		Rebounds				PF	A	TO	BLK	STL	PTS	AVG
				FG-FGA	PCT	3FG-3FGA	PCT	FT-FTA	PCT	OFF	DEF	TOT	AVG							
West Ga.	11/06/2024		16:07	3-5	.600	1-3	.333	2-2	1.000	1	0	1	1.0	3	0	0	0	0	9	9.0
North Florida	11/10/2024		12:26	2-10	.200	0-2	.000	0-3	.000	5	1	6	3.5	1	1	1	0	0	4	6.5
Texas Southern	11/12/2024		09:13	1-3	.333	0-2	.000	2-2	1.000	0	2	2	3.0	1	0	0	0	0	4	5.7
Totals		0	37:46	6-18	.333	1-7	.143	4-7	.571	6	3	9	3.0	5	1	1	0	0	17	5.7

Player Averages

Games Played	Minutes/game	Points/game	FG Pct	3FG Pct	FT Pct	Rebounds/game	Assists/game	Turnovers/game	Assist/Turnover ratio	Steals/game	Blocks/game
3	12.6	5.7	33.3	14.3	57.1	3.0	0.3	0.3	1.0	0.0	0.0



2024-25 SEASON STATISTICS - INDIVIDUAL GAME-BY-GAME

#45 ONWUCHEKWA, Doryan

Opponent	Date	GS	MIN	Total		3-Pointers		Free throws		Rebounds				PF	A	TO	BLK	STL	PTS	AVG
				FG-FGA	PCT	3FG-3FGA	PCT	FT-FTA	PCT	OFF	DEF	TOT	AVG							
West Ga.	11/06/2024		11:01	2-5	.400	0-2	.000	0-0	.000	3	4	7	7.0	3	0	0	0	0	4	4.0
North Florida	11/10/2024		06:30	2-5	.400	0-0	.000	0-0	.000	1	0	1	4.0	0	0	0	0	0	4	4.0
Texas Southern	11/12/2024	*	27:03	0-2	.000	0-2	.000	0-3	.000	2	7	9	5.7	4	1	0	2	0	0	2.7
Totals		1	44:34	4-12	.333	0-4	.000	0-3	.000	6	11	17	5.7	7	1	0	2	0	8	2.7

Player Averages

Games Played	Minutes/game	Points/game	FG Pct	3FG Pct	FT Pct	Rebounds/game	Assists/game	Turnovers/game	Assist/Turnover ratio	Steals/game	Blocks/game
3	14.9	2.7	33.3	0.0	0.0	5.7	0.3	0.0	1.0	0.0	0.7



2024-25 TEAM HIGHS & LOWS

Georgia Tech - Game Highs

POINTS	93	North Florida (11/10/2024)
	85	West Ga. (11/06/2024)
	81	Texas Southern (11/12/2024)
FIELD GOALS MADE	37	North Florida (11/10/2024)
	33	West Ga. (11/06/2024)
FIELD GOAL ATTEMPTS	79	North Florida (11/10/2024)
	68	West Ga. (11/06/2024)
FIELD GOAL PERCENTAGE	.485 (33-68)	West Ga. (11/06/2024)
	.468 (37-79)	North Florida (11/10/2024)
3 PT FG MADE	13	North Florida (11/10/2024)
	11	Texas Southern (11/12/2024)
3 PT FG ATTEMPTS	36	Texas Southern (11/12/2024)
	29	North Florida (11/10/2024)
3 PT FG PERCENTAGE	.448 (13-29)	North Florida (11/10/2024)
	.306 (11-36)	Texas Southern (11/12/2024)
FREE THROWS MADE	26	Texas Southern (11/12/2024)
	12	West Ga. (11/06/2024)
FREE THROW ATTEMPTS	34	Texas Southern (11/12/2024)
	17	West Ga. (11/06/2024)
FREE THROW PERCENTAGE	.765 (26-34)	Texas Southern (11/12/2024)
	.706 (12-17)	West Ga. (11/06/2024)
REBOUNDS	49	Texas Southern (11/12/2024)
	49	West Ga. (11/06/2024)
ASSISTS	22	North Florida (11/10/2024)
	20	West Ga. (11/06/2024)
STEALS	5	West Ga. (11/06/2024)
	4	North Florida (11/10/2024)
BLOCKED SHOTS	6	West Ga. (11/06/2024)
	5	Texas Southern (11/12/2024)
TURNOVERS	14	Texas Southern (11/12/2024)
	12	West Ga. (11/06/2024)
FOULS	20	North Florida (11/10/2024)
	19	Texas Southern (11/12/2024)

Georgia Tech - Game Lows

POINTS	81	Texas Southern (11/12/2024)
	85	West Ga. (11/06/2024)
	93	North Florida (11/10/2024)
FIELD GOALS MADE	22	Texas Southern (11/12/2024)
	33	West Ga. (11/06/2024)
FIELD GOAL ATTEMPTS	58	Texas Southern (11/12/2024)
	68	West Ga. (11/06/2024)
FIELD GOAL PERCENTAGE	.379 (22-58)	Texas Southern (11/12/2024)
	.468 (37-79)	North Florida (11/10/2024)
3 PT FG MADE	7	West Ga. (11/06/2024)
	11	Texas Southern (11/12/2024)
3 PT FG ATTEMPTS	27	West Ga. (11/06/2024)
	29	North Florida (11/10/2024)
3 PT FG PERCENTAGE	.259 (7-27)	West Ga. (11/06/2024)
	.306 (11-36)	Texas Southern (11/12/2024)
FREE THROWS MADE	6	North Florida (11/10/2024)
	12	West Ga. (11/06/2024)
FREE THROW ATTEMPTS	12	North Florida (11/10/2024)
	17	West Ga. (11/06/2024)
FREE THROW PERCENTAGE	.500 (6-12)	North Florida (11/10/2024)
	.706 (12-17)	West Ga. (11/06/2024)
REBOUNDS	38	North Florida (11/10/2024)
	49	Texas Southern (11/12/2024)
	49	West Ga. (11/06/2024)
ASSISTS	14	Texas Southern (11/12/2024)
	20	West Ga. (11/06/2024)
STEALS	3	Texas Southern (11/12/2024)
	4	North Florida (11/10/2024)
BLOCKED SHOTS	2	North Florida (11/10/2024)
	5	Texas Southern (11/12/2024)
TURNOVERS	10	North Florida (11/10/2024)
	12	West Ga. (11/06/2024)
FOULS	16	West Ga. (11/06/2024)
	19	Texas Southern (11/12/2024)

Opponent - Game Highs

POINTS	105	North Florida (11/10/2024)
	62	Texas Southern (11/12/2024)
	62	West Ga. (11/06/2024)
FIELD GOALS MADE	37	North Florida (11/10/2024)
	23	West Ga. (11/06/2024)
FIELD GOAL ATTEMPTS	69	North Florida (11/10/2024)
	66	Texas Southern (11/12/2024)
FIELD GOAL PERCENTAGE	.536 (37-69)	North Florida (11/10/2024)
	.359 (23-64)	West Ga. (11/06/2024)
3 PT FG MADE	9	North Florida (11/10/2024)
	6	Texas Southern (11/12/2024)
	6	West Ga. (11/06/2024)
3 PT FG ATTEMPTS	31	North Florida (11/10/2024)
	15	West Ga. (11/06/2024)
3 PT FG PERCENTAGE	.429 (6-14)	Texas Southern (11/12/2024)
	.400 (6-15)	West Ga. (11/06/2024)
FREE THROWS MADE	22	North Florida (11/10/2024)
	12	Texas Southern (11/12/2024)
FREE THROW ATTEMPTS	29	North Florida (11/10/2024)
	22	Texas Southern (11/12/2024)
FREE THROW PERCENTAGE	.759 (22-29)	North Florida (11/10/2024)
	.556 (10-18)	West Ga. (11/06/2024)
REBOUNDS	41	Texas Southern (11/12/2024)
	41	North Florida (11/10/2024)
ASSISTS	12	Texas Southern (11/12/2024)
	12	North Florida (11/10/2024)
STEALS	8	Texas Southern (11/12/2024)
	6	West Ga. (11/06/2024)
BLOCKED SHOTS	6	West Ga. (11/06/2024)
	4	North Florida (11/10/2024)
TURNOVERS	12	Texas Southern (11/12/2024)
	9	North Florida (11/10/2024)
FOULS	24	Texas Southern (11/12/2024)
	15	West Ga. (11/06/2024)

Opponent - Game Lows

POINTS	62	Texas Southern (11/12/2024)
	62	West Ga. (11/06/2024)
	105	North Florida (11/10/2024)
FIELD GOALS MADE	22	Texas Southern (11/12/2024)
	23	West Ga. (11/06/2024)
FIELD GOAL ATTEMPTS	64	West Ga. (11/06/2024)
	66	Texas Southern (11/12/2024)
FIELD GOAL PERCENTAGE	.333 (22-66)	Texas Southern (11/12/2024)
	.359 (23-64)	West Ga. (11/06/2024)
3 PT FG MADE	6	Texas Southern (11/12/2024)
	6	West Ga. (11/06/2024)
3 PT FG ATTEMPTS	14	Texas Southern (11/12/2024)
	15	West Ga. (11/06/2024)
3 PT FG PERCENTAGE	.290 (9-31)	North Florida (11/10/2024)
	.400 (6-15)	West Ga. (11/06/2024)
FREE THROWS MADE	10	West Ga. (11/06/2024)
	12	Texas Southern (11/12/2024)
FREE THROW ATTEMPTS	18	West Ga. (11/06/2024)
	22	Texas Southern (11/12/2024)
FREE THROW PERCENTAGE	.545 (12-22)	Texas Southern (11/12/2024)
	.556 (10-18)	West Ga. (11/06/2024)
REBOUNDS	25	West Ga. (11/06/2024)
	41	Texas Southern (11/12/2024)
	41	North Florida (11/10/2024)
ASSISTS	10	West Ga. (11/06/2024)
	12	Texas Southern (11/12/2024)
	12	North Florida (11/10/2024)
STEALS	3	North Florida (11/10/2024)
	6	West Ga. (11/06/2024)
BLOCKED SHOTS	2	Texas Southern (11/12/2024)
	4	North Florida (11/10/2024)
TURNOVERS	8	West Ga. (11/06/2024)
	9	North Florida (11/10/2024)
FOULS	14	North Florida (11/10/2024)
	15	West Ga. (11/06/2024)

2024-25 INDIVIDUAL HIGHS

Georgia Tech - Individual Game Highs		
POINTS	20	Baye Ndongo vs North Florida (11/10/2024)
	19	Baye Ndongo vs Texas Southern (11/12/2024)
	18	Javian McCollum vs West Ga. (11/06/2024)
	17	Kowacle Reeves Jr. vs North Florida (11/10/2024)
	16	Nalthan George vs Texas Southern (11/12/2024)
FIELD GOALS MADE	9	Baye Ndongo vs North Florida (11/10/2024)
	7	Javian McCollum vs West Ga. (11/06/2024)
FIELD GOAL ATTEMPTS	18	Baye Ndongo vs North Florida (11/10/2024)
	17	Kowacle Reeves Jr. vs Texas Southern (11/12/2024)
FIELD GOAL PERCENTAGE (min 5 made)	600 (6-10)	Luke O'Brien vs North Florida (11/10/2024)
	.583 (7-12)	Javian McCollum vs West Ga. (11/06/2024)
3 PT FG MADE	4	Lance Terry vs North Florida (11/10/2024)
	4	Kowacle Reeves Jr. vs North Florida (11/10/2024)
3 PT FG ATTEMPTS	11	Kowacle Reeves Jr. vs Texas Southern (11/12/2024)
	9	Kowacle Reeves Jr. vs North Florida (11/10/2024)
3 PT FG PERCENTAGE (min 2 made)	571 (4-7)	Lance Terry vs North Florida (11/10/2024)
	500 (3-6)	Javian McCollum vs West Ga. (11/06/2024)
	500 (2-4)	Javian McCollum vs North Florida (11/10/2024)
FREE THROWS MADE	8	Baye Ndongo vs Texas Southern (11/12/2024)
	7	Nalthan George vs Texas Southern (11/12/2024)
FREE THROW ATTEMPTS	10	Baye Ndongo vs Texas Southern (11/12/2024)
	8	Nalthan George vs Texas Southern (11/12/2024)
FREE THROW PERCENTAGE (min 3 made)	875 (7-8)	Nalthan George vs Texas Southern (11/12/2024)
	833 (5-6)	Lance Terry vs Texas Southern (11/12/2024)
REBOUNDS	11	Baye Ndongo vs Texas Southern (11/12/2024)
	10	Baye Ndongo vs North Florida (11/10/2024)
	10	Luke O'Brien vs West Ga. (11/06/2024)
ASSISTS	7	Nalthan George vs North Florida (11/10/2024)
	7	Nalthan George vs West Ga. (11/06/2024)
STEALS	4	Javian McCollum vs West Ga. (11/06/2024)
	1	Kowacle Reeves Jr. vs Texas Southern (11/12/2024)
	1	Baye Ndongo vs Texas Southern (11/12/2024)
	1	Nalthan George vs Texas Southern (11/12/2024)
	1	Lance Terry vs North Florida (11/10/2024)
	1	Kowacle Reeves Jr. vs North Florida (11/10/2024)
	1	Baye Ndongo vs North Florida (11/10/2024)
	1	Nalthan George vs North Florida (11/10/2024)
	1	Kowacle Reeves Jr. vs West Ga. (11/06/2024)
BLOCKED SHOTS	3	Kowacle Reeves Jr. vs West Ga. (11/06/2024)
	3	Baye Ndongo vs West Ga. (11/06/2024)
TURNOVERS	4	Javian McCollum vs Texas Southern (11/12/2024)
	3	Nalthan George vs Texas Southern (11/12/2024)
	3	Lance Terry vs North Florida (11/10/2024)
	3	Javian McCollum vs North Florida (11/10/2024)
	3	Javian McCollum vs West Ga. (11/06/2024)
FOULS	4	Baye Ndongo vs Texas Southern (11/12/2024)
	4	Ibrahim Souare vs Texas Southern (11/12/2024)
	4	Doryan Onwuchekwa vs Texas Southern (11/12/2024)
	4	Kowacle Reeves Jr. vs North Florida (11/10/2024)
	4	Baye Ndongo vs North Florida (11/10/2024)

Opponent - Individual Game Highs		
POINTS	22	Josh Harris vs North Florida (11/10/2024)
	18	Nate Literas vs North Florida (11/10/2024)
	18	Jasai Miles vs North Florida (11/10/2024)
	15	Duane Posey vs Texas Southern (11/12/2024)
	15	Jaylen Smith vs North Florida (11/10/2024)
FIELD GOALS MADE	8	Josh Harris vs North Florida (11/10/2024)
	7	Nate Literas vs North Florida (11/10/2024)
FIELD GOAL ATTEMPTS	14	Jaylen Smith vs North Florida (11/10/2024)
	12	Jasai Miles vs North Florida (11/10/2024)
FIELD GOAL PERCENTAGE (min 5 made)	.800 (8-10)	Josh Harris vs North Florida (11/10/2024)
	.667 (6-9)	Duane Posey vs Texas Southern (11/12/2024)
3 PT FG MADE	3	Jaylen Smith vs North Florida (11/10/2024)
	2	Grayson Carter vs Texas Southern (11/12/2024)
	2	Zaire Hayes vs Texas Southern (11/12/2024)
	2	Nate Literas vs North Florida (11/10/2024)
	2	Liam Murphy vs North Florida (11/10/2024)
	2	Jasai Miles vs North Florida (11/10/2024)
	2	Rickey Ballard vs West Ga. (11/06/2024)
3 PT FG ATTEMPTS	8	Jasai Miles vs North Florida (11/10/2024)
	8	Jaylen Smith vs North Florida (11/10/2024)
3 PT FG PERCENTAGE (min 2 made)	.667 (2-3)	Zaire Hayes vs Texas Southern (11/12/2024)
	.667 (2-3)	Rickey Ballard vs West Ga. (11/06/2024)
FREE THROWS MADE	6	Jasai Miles vs North Florida (11/10/2024)
	6	Josh Harris vs North Florida (11/10/2024)
FREE THROW ATTEMPTS	8	Josh Harris vs North Florida (11/10/2024)
	7	Jasai Miles vs North Florida (11/10/2024)
FREE THROW PERCENTAGE (min 3 made)	.857 (6-7)	Jasai Miles vs North Florida (11/10/2024)
	.833 (5-6)	Kolby Granger vs Texas Southern (11/12/2024)
REBOUNDS	11	Jasai Miles vs North Florida (11/10/2024)
	9	Kenny Hunter vs Texas Southern (11/12/2024)
ASSISTS	5	Kavion McClain vs Texas Southern (11/12/2024)
	5	Jaylen Smith vs North Florida (11/10/2024)
STEALS	2	Jaylin Jackson-Posey vs Texas Southern (11/12/2024)
	2	Kolby Granger vs Texas Southern (11/12/2024)
	2	Duane Posey vs Texas Southern (11/12/2024)
	2	Brady Hardewig vs West Ga. (11/06/2024)
BLOCKED SHOTS	3	Michael Griffin vs West Ga. (11/06/2024)
	2	Nate Literas vs North Florida (11/10/2024)
	2	Kolten Griffin vs West Ga. (11/06/2024)
TURNOVERS	3	Alex Anderson vs Texas Southern (11/12/2024)
	3	Kavion McClain vs Texas Southern (11/12/2024)
FOULS	5	Duane Posey vs Texas Southern (11/12/2024)
	5	Jasai Miles vs North Florida (11/10/2024)

CAREER SUMMARIES

GEORGE, Naithan

SEASON	TEAM	GP-GS	MIN/AVG	Field Goals		3-Point		F-Throws		Rebounds				Scoring						
				FG-FGA	FG%	3FG-3FGA	3FG%	FT-FTA	FT%	OFF	DEF	TOT	AVG	PF-FO	A	TO	BLK	STL	PTS	AVG
2023-24	GaTech	29-28	863/29.8	102-242	.421	32-102	.314	49-71	.690	12	57	69	2.4	47-0	135	60	3	10	285	9.8
2024-25	GaTech	3-3	95/31.7	7-20	.350	5-14	.357	9-11	.818	1	9	10	3.3	4-0	20	5	0	2	28	9.3
TOTAL		32-31	958/29.9	109-262	.416	37-116	.319	58-82	.707	13	66	79	2.5	51-0	155	65	3	12	313	9.8

Single Game Highs

Statistic	Value	
Points	24	vs Notre Dame 03/12/24
Rebounds	6	vs North Florida 11/10/24
Assists	11	vs Notre Dame 01/09/24
Steals	2	vs Notre Dame 01/09/24, vs Nevada 12/24/23
Blocks	1	vs Mississippi St. 11/28/23, at Clemson 01/16/24, vs Pittsburgh 01/23/24
FG Made	8	at Clemson 01/16/24, at Wake Forest 03/05/24, vs Notre Dame 03/12/24
FG Attempts	14	at Wake Forest 03/05/24
3FG Made	5	vs Notre Dame 03/12/24
3FG Attempts	8	vs Notre Dame 03/12/24, vs Texas Southern 11/12/24
FT Made	8	vs North Carolina 01/30/24
FT Attempts	10	vs North Carolina 01/30/24

MCCOLLUM, Javian

SEASON	TEAM	GP-GS	MIN/AVG	Field Goals		3-Point		F-Throws		Rebounds				Scoring						
				FG-FGA	FG%	3FG-3FGA	3FG%	FT-FTA	FT%	OFF	DEF	TOT	AVG	PF-FO	A	TO	BLK	STL	PTS	AVG
2021-22	Siena	24-2	436/18.2	53-110	.482	23-54	.426	32-38	.842	2	19	21	0.9	31-0	43	29	2	9	161	6.7
2022-23	Siena	27-25	832/30.8	136-316	.430	52-146	.356	105-118	.890	11	47	58	2.1	49-0	106	84	8	30	429	15.9
2023-24	OK	30-30	932/31.1	132-327	.404	54-172	.314	82-87	.943	4	73	77	2.6	45-1	101	61	2	25	400	13.3
2024-25	GaTech	3-3	94/31.3	16-30	.533	7-15	.467	7-8	.875	1	11	12	4.0	5-0	12	10	1	4	46	15.3
TOTAL FOR GaTech		3-3	94/31.3	16-30	.533	7-15	.467	7-8	.875	1	11	12	4.0	5-0	12	10	1	4	46	15.3
TOTAL		84-60	2294/27.3	337-783	.430	136-387	.351	226-251	.900	18	150	168	2.0	130-1	262	184	13	68	1036	12.3

Single Game Highs

Statistic	Value	
Points	30	vs Manhattan 03/02/23
Rebounds	7	vs Providence 12/05/23
Assists	9	vs Niagara 03/09/23
Steals	4	vs West Ga. 11/06/24
Blocks	2	vs Seton Hall 11/27/22
FG Made	10	vs Manhattan 03/02/23
FG Attempts	22	vs Niagara 03/09/23
3FG Made	5	vs Manhattan 03/02/23, vs Central Ark. 12/28/23, at TCU 01/10/24
3FG Attempts	11	vs Niagara 03/09/23
FT Made	10	at Mount St. Mary's 02/10/23
FT Attempts	12	at Niagara 01/13/23

CAREER SUMMARIES

MUSTAF, Jaeden

				Field Goals		3-Point		F-Throws		Rebounds				Scoring						
SEASON	TEAM	GP-GS	MIN/AVG	FG-FGA	FG%	3FG-3FGA	3FG%	FT-FTA	FT%	OFF	DEF	TOT	AVG	PF-FO	A	TO	BLK	STL	PTS	AVG
2024-25	GaTech	1-0	15/14.8	2-5	.400	0-0	.000	0-0	.000	1	1	2	2.0	0-0	2	0	0	0	4	4.0
TOTAL		1-0	15/14.8	2-5	.400	0-0	.000	0-0	.000	1	1	2	2.0	0-0	2	0	0	0	4	4.0

Single Game Highs

Statistic	Value	
Points	4	vs West Ga. 11/06/24
Rebounds	2	vs West Ga. 11/06/24
Assists	2	vs West Ga. 11/06/24
FG Made	2	vs West Ga. 11/06/24
FG Attempts	5	vs West Ga. 11/06/24

MUTOMBO, Ryan

				Field Goals		3-Point		F-Throws		Rebounds				Scoring						
SEASON	TEAM	GP-GS	MIN/AVG	FG-FGA	FG%	3FG-3FGA	3FG%	FT-FTA	FT%	OFF	DEF	TOT	AVG	PF-FO	A	TO	BLK	STL	PTS	AVG
2021-22	GTown	27-1	317/11.7	56-113	.496	1-4	.250	24-33	.727	43	39	82	3.0	36-0	3	13	23	6	137	5.1
2022-23	GTown	12-0	64/5.3	12-16	.750	0-0	.000	6-8	.750	9	14	23	1.9	9-0	0	3	4	3	30	2.5
2023-24	GTown	15-0	55/3.7	3-8	.375	0-0	.000	5-9	.556	8	10	18	1.2	4-0	0	1	1	1	11	0.7
TOTAL FOR GaTech		0-0	0/0.0	0-0	.000	0-0	.000	0-0	.000	0	0	0	0.0	0-0	0	0	0	0	0	0.0
TOTAL		54-1	436/8.1	71-137	.518	1-4	.250	35-50	.700	60	63	123	2.3	49-0	3	17	28	10	178	3.3

Single Game Highs

Statistic	Value	
Points	15	vs UMBC 12/08/21
Rebounds	11	vs UMBC 12/08/21
Assists	2	vs Butler 01/13/22
Steals	2	vs Creighton 02/12/22, vs Providence 02/26/23
Blocks	4	vs UMBC 12/08/21
FG Made	7	vs UMBC 12/08/21
FG Attempts	15	vs UMBC 12/08/21
3FG Made	1	vs Saint Joseph's 11/26/21
3FG Attempts	1	4 times
FT Made	5	at St. John's (NY) 01/16/22
FT Attempts	5	at St. John's (NY) 01/16/22

GAME NOTES

CAREER SUMMARIES

NDONGO, Baye

SEASON	TEAM	GP-GS	MIN/AVG	Field Goals		3-Point		F-Throws		Rebounds				Scoring						
				FG-FGA	FG%	3FG-3FGA	3FG%	FT-FTA	FT%	OFF	DEF	TOT	AVG	PF-FO	A	TO	BLK	STL	PTS	AVG
2023-24	GaTech	29-29	805/27.8	148-265	.558	4-12	.333	59-88	.670	74	164	238	8.2	81-5	28	74	32	22	359	12.4
2024-25	GaTech	3-3	85/28.4	17-33	.515	2-2	1.000	13-19	.684	8	20	28	9.3	10-0	8	5	3	2	49	16.3
TOTAL		32-32	890/27.8	165-298	.554	6-14	.429	72-107	.673	82	184	266	8.3	91-5	36	79	35	24	408	12.8

Single Game Highs

Statistic	Value	
Points	22	at Hawaii 12/22/23, vs Notre Dame 03/12/24
Rebounds	19	vs Penn St. 12/16/23
Assists	4	vs West Ga. 11/06/24
Steals	3	at Georgia 12/05/23
Blocks	4	vs Duke 12/02/23
FG Made	10	at Hawaii 12/22/23
FG Attempts	18	vs North Florida 11/10/24
3FG Made	1	6 times
3FG Attempts	2	vs Duke 12/02/23, vs Notre Dame 01/09/24
FT Made	8	vs Texas Southern 11/12/24
FT Attempts	10	vs Texas Southern 11/12/24

NICHOLS, Emmer

SEASON	TEAM	GP-GS	MIN/AVG	Field Goals		3-Point		F-Throws		Rebounds				Scoring							
				FG-FGA	FG%	3FG-3FGA	3FG%	FT-FTA	FT%	OFF	DEF	TOT	AVG	PF-FO	A	TO	BLK	STL	PTS	AVG	
2023-24	GaTech	2-0	4/2.0	0-0	.000	0-0	.000	0-0	.000	1	3	4	2.0	0-0	0	0	0	0	0	0	0.0
TOTAL		2-0	4/2.0	0-0	.000	0-0	.000	0-0	.000	1	3	4	2.0	0-0	0	0	0	0	0	0	0.0

Single Game Highs

Statistic	Value	
Rebounds	3	vs Alabama A&M 12/09/23

CAREER SUMMARIES

O'BRIEN, Luke

SEASON	TEAM	GP-GS	MIN/AVG	Field Goals		3-Point		F-Throws		Rebounds				Scoring						
				FG-FGA	FG%	3FG-3FGA	3FG%	FT-FTA	FT%	OFF	DEF	TOT	AVG	PF-FO	A	TO	BLK	STL	PTS	AVG
2020-21	CU	10-0	46/4.6	6-14	.429	2-7	.286	1-4	.250	3	4	7	0.7	4-0	2	0	0	1	15	1.5
2021-22	CU	33-0	466/14.1	33-75	.440	12-26	.462	9-17	.529	30	61	91	2.8	45-0	25	19	3	13	87	2.6
2022-23	CU	33-10	750/22.7	76-179	.425	23-79	.291	28-40	.700	56	129	185	5.6	72-1	34	28	16	22	203	6.2
2023-24	CU	35-19	827/23.6	88-193	.456	32-85	.376	25-38	.658	37	96	133	3.8	76-2	44	24	14	25	233	6.7
2024-25	GaTech	2-2	49/24.7	10-19	.526	1-7	.143	2-3	.667	4	14	18	9.0	4-0	2	3	0	0	23	11.5
TOTAL FOR GaTech		2-2	49/24.7	10-19	.526	1-7	.143	2-3	.667	4	14	18	9.0	4-0	2	3	0	0	23	11.5
TOTAL		113-31	2139/18.9	213-480	.444	70-204	.343	65-102	.637	130	304	434	3.8	201-3	107	74	33	61	561	5.0

Single Game Highs

Statistic	Value	
Points	18	vs Utah Tech 12/21/23
Rebounds	14	vs Seton Hall 03/14/23
Assists	4	6 times
Steals	4	vs Maine 11/15/21
Blocks	3	vs Utah Valley 03/19/23
FG Made	8	vs Utah Tech 12/21/23
FG Attempts	14	vs Northern Colo. 12/15/23
3FG Made	4	vs Northern Colo. 12/15/23
3FG Attempts	8	vs Northern Colo. 12/15/23
FT Made	4	vs California 02/02/23
FT Attempts	6	vs UCLA 02/26/23

ONWUCHEKWA, Doryan

SEASON	TEAM	GP-GS	MIN/AVG	Field Goals		3-Point		F-Throws		Rebounds				Scoring						
				FG-FGA	FG%	3FG-3FGA	3FG%	FT-FTA	FT%	OFF	DEF	TOT	AVG	PF-FO	A	TO	BLK	STL	PTS	AVG
2024-25	GaTech	3-1	45/14.9	4-12	.333	0-4	.000	0-3	.000	6	11	17	5.7	7-0	1	0	2	0	8	2.7
TOTAL		3-1	45/14.9	4-12	.333	0-4	.000	0-3	.000	6	11	17	5.7	7-0	1	0	2	0	8	2.7

Single Game Highs

Statistic	Value	
Points	4	vs North Florida 11/10/24, vs West Ga. 11/06/24
Rebounds	9	vs Texas Southern 11/12/24
Assists	1	vs Texas Southern 11/12/24
Blocks	2	vs Texas Southern 11/12/24
FG Made	2	vs North Florida 11/10/24, vs West Ga. 11/06/24
FG Attempts	5	vs North Florida 11/10/24, vs West Ga. 11/06/24
3FG Attempts	2	vs West Ga. 11/06/24, vs Texas Southern 11/12/24
FT Attempts	3	vs Texas Southern 11/12/24

GAME NOTES

CAREER SUMMARIES

POWELL, Duncan

SEASON	TEAM	GP-GS	MIN/AVG	Field Goals		3-Point		F-Throws		Rebounds				Scoring						
				FG-FGA	FG%	3FG-3FGA	3FG%	FT-FTA	FT%	OFF	DEF	TOT	AVG	PF-FO	A	TO	BLK	STL	PTS	AVG
2021-22	NCA&T	1-0	0/0.0	0-0	.000	0-0	.000	0-0	.000	0	0	0	0.0	1-0	0	0	0	0	0	0
2022-23	NCA&T	30-4	675/22.5	84-199	.422	11-49	.224	60-96	.625	46	126	172	5.7	50-0	23	35	20	21	239	8.0
2023-24	SacSt	29-23	768/26.5	130-264	.492	14-49	.286	76-111	.685	81	122	203	7.0	56-0	58	50	10	14	350	12.1
2024-25	GaTech	3-0	38/12.6	6-18	.333	1-7	.143	4-7	.571	6	3	9	3.0	5-0	1	1	0	0	17	5.7
TOTAL FOR GaTech		3-0	38/12.6	6-18	.333	1-7	.143	4-7	.571	6	3	9	3.0	5-0	1	1	0	0	17	5.7
TOTAL		63-27	1480/23.5	220-481	.457	26-105	.248	140-214	.654	133	251	384	6.1	112-0	82	86	30	35	606	9.6

Single Game Highs

Statistic	Value	
Points	20	4 times
Rebounds	15	vs Hampton 02/25/23, vs Bethesda (CA) 12/21/23
Assists	10	vs Bethesda (CA) 12/21/23
Steals	3	vs Greensboro 11/26/22, vs UNCW 01/07/23
Blocks	2	5 times
FG Made	9	vs Northern Colo. 02/17/24
FG Attempts	23	at Towson 02/18/23
3FG Made	3	vs Col. of Charleston 01/04/23
3FG Attempts	6	vs Col. of Charleston 01/04/23
FT Made	7	at Northeastern 12/29/22, at Northern Ariz. 01/20/24
FT Attempts	10	at Northeastern 12/29/22

CAREER SUMMARIES

REEVES JR., Kowacie

SEASON	TEAM	GP-GS	MIN/AVG	Field Goals		3-Point		F-Throws		Rebounds				Scoring						
				FG-FGA	FG%	3FG-3FGA	3FG%	FT-FTA	FT%	OFF	DEF	TOT	AVG	PF-FO	A	TO	BLK	STL	PTS	AVG
2021-22	UF	29-10	451/15.6	50-132	.379	32-96	.333	27-36	.750	14	28	42	1.4	25-0	11	18	4	14	159	5.5
2022-23	UF	31-7	599/19.3	93-247	.377	34-130	.262	44-62	.710	12	70	82	2.6	42-1	17	34	6	17	264	8.5
2023-24	GaTech	32-32	922/28.8	110-264	.417	51-133	.383	42-50	.840	33	93	126	3.9	41-0	28	37	16	16	313	9.8
2024-25	GaTech	3-3	89/29.6	18-42	.429	8-25	.320	3-4	.750	4	8	12	4.0	7-0	6	2	7	3	47	15.7
TOTAL FOR GaTech		35-35	1011/28.9	128-306	.418	59-158	.373	45-54	.833	37	101	138	3.9	48-0	34	39	23	19	360	10.3
TOTAL		95-52	2061/21.7	271-685	.396	125-384	.326	116-152	.763	63	199	262	2.8	115-1	62	91	33	50	783	8.2

Single Game Highs

Statistic	Value	
Points	21	vs Texas A&M 03/10/22
Rebounds	10	vs Alabama A&M 12/09/23
Assists	3	6 times
Steals	3	at Xavier 03/20/22, vs Ga. Southern 11/06/23
Blocks	3	at Cincinnati 11/22/23, vs West Ga. 11/06/24
FG Made	8	vs Florida A&M 11/30/22
FG Attempts	17	vs Texas Southern 11/12/24
3FG Made	5	at Clemson 01/16/24
3FG Attempts	11	vs Texas Southern 11/12/24
FT Made	6	vs Texas A&M 03/10/22, vs Alabama A&M 12/09/23
FT Attempts	8	vs Texas A&M 03/10/22

SAN MIGUEL, Marcos

SEASON	TEAM	GP-GS	MIN/AVG	Field Goals		3-Point		F-Throws		Rebounds				Scoring						
				FG-FGA	FG%	3FG-3FGA	3FG%	FT-FTA	FT%	OFF	DEF	TOT	AVG	PF-FO	A	TO	BLK	STL	PTS	AVG
2023-24	GaTech	1-0	2/1.9	0-2	.000	0-1	.000	0-0	.000	1	0	1	1.0	0-0	0	1	0	0	0	0.0
TOTAL		1-0	2/1.9	0-2	.000	0-1	.000	0-0	.000	1	0	1	1.0	0-0	0	1	0	0	0	0.0

Single Game Highs

Statistic	Value	
Rebounds	1	vs Alabama A&M 12/09/23
FG Attempts	2	vs Alabama A&M 12/09/23
3FG Attempts	1	vs Alabama A&M 12/09/23



CAREER SUMMARIES

SQUARE, Ibrahim

				Field Goals		3-Point		F-Throws		Rebounds									Scoring	
SEASON	TEAM	GP-GS	MIN/AVG	FG-FGA	FG%	3FG-3FGA	3FG%	FT-FTA	FT%	OFF	DEF	TOT	AVG	PF-FO	A	TO	BLK	STL	PTS	AVG
2024-25	GaTech	2-0	11/5.4	0-0	.000	0-0	.000	1-2	.500	3	5	8	4.0	4-0	0	2	0	0	1	0.5
TOTAL		2-0	11/5.4	0-0	.000	0-0	.000	1-2	.500	3	5	8	4.0	4-0	0	2	0	0	1	0.5

Single Game Highs

Statistic	Value	
Points	1	vs West Ga. 11/06/24
Rebounds	5	vs Texas Southern 11/12/24
FT Made	1	vs West Ga. 11/06/24
FT Attempts	2	vs West Ga. 11/06/24

SUTTON, Darrion

				Field Goals		3-Point		F-Throws		Rebounds									Scoring	
SEASON	TEAM	GP-GS	MIN/AVG	FG-FGA	FG%	3FG-3FGA	3FG%	FT-FTA	FT%	OFF	DEF	TOT	AVG	PF-FO	A	TO	BLK	STL	PTS	AVG
2024-25	GaTech	1-0	7/6.6	0-1	.000	0-1	.000	0-0	.000	0	0	0	0.0	2-0	0	1	0	0	0	0.0
TOTAL		1-0	7/6.6	0-1	.000	0-1	.000	0-0	.000	0	0	0	0.0	2-0	0	1	0	0	0	0.0

Single Game Highs

Statistic	Value	
FG Attempts	1	vs West Ga. 11/06/24
3FG Attempts	1	vs West Ga. 11/06/24

CAREER SUMMARIES

TERRY, Lance

SEASON	TEAM	GP-GS	MIN/AVG	Field Goals		3-Point		F-Throws		Rebounds				Scoring						
				FG-FGA	FG%	3FG-3FGA	3FG%	FT-FTA	FT%	OFF	DEF	TOT	AVG	PF-FO	A	TO	BLK	STL	PTS	AVG
2019-20	GW	15-0	161/10.7	18-49	.367	13-38	.342	4-7	.571	0	22	22	1.5	21-0	5	13	3	7	53	3.5
2020-21	GW	9-6	201/22.4	31-64	.484	18-41	.439	23-25	.920	3	15	18	2.0	22-0	5	8	1	5	103	11.4
2021-22	GW	31-31	972/31.4	158-344	.459	57-163	.350	69-85	.812	26	80	106	3.4	69-1	37	44	12	32	442	14.3
2022-23	GaTech	29-21	857/29.6	106-252	.421	47-121	.388	35-43	.814	15	67	82	2.8	59-2	36	27	6	18	294	10.1
2024-25	GaTech	3-0	73/24.4	12-25	.480	7-17	.412	5-6	.833	2	5	7	2.3	7-0	4	5	0	1	36	12.0
TOTAL FOR GaTech		32-21	930/29.1	118-277	.426	54-138	.391	40-49	.816	17	72	89	2.8	66-2	40	32	6	19	330	10.3
TOTAL		87-58	2264/26.0	325-734	.443	142-380	.374	136-166	.819	46	189	235	2.7	178-3	87	97	22	63	928	10.7

Single Game Highs

Statistic	Value	
Points	26	at Hampton 12/30/20
Rebounds	7	4 times
Assists	4	at USC Upstate 02/26/22
Steals	3	at East Carolina 12/04/21, at Florida St. 01/07/23
Blocks	2	at N.C. Central 12/15/21, at Longwood 01/15/22, at UNLV 11/10/21
FG Made	8	7 times
FG Attempts	19	at Florida St. 12/21/20
3FG Made	7	at Syracuse 02/28/23
3FG Attempts	11	vs Louisville 02/25/23
FT Made	9	at Hampton 12/30/20
FT Attempts	9	at Hampton 12/30/20, at Campbell 02/09/22

2024-25 BOX SCORES

Official Basketball Box Score - Final															Game Time: 7:30 PM			
West Ga. at Georgia Tech															Game Duration: 2:02			
11/09/24 McCamish Pavilion, Atlanta															Attendance: 3,530			
2024-25 Men's Basketball															Officials: Eric Lewis, Jeff Fox, Kellen Milner			
West Ga. - 62															Record: 0-2			
NO. Name	Min	FG	3P	FT	Rebounds	Fouls	TP	AS	TO	ST	Blocks	BS	BA	+/-	Shooting By Period			
5 Shelton Williams-Dryden	28:05	5-11	0-0	3-4	2 3 5	1 2	13	1	1	0	0	0	0	-21	1st FG% 12.31 38.7%			
11 Kolten Griffin	F 34:28	4-11	1-3	2-2	0 3 3	2 1	11	2	2	0	2	0	-25	3PT% 1.6 16.7%				
0 Kyric Davis	G 20:35	3-10	0-0	0-0	1 1 2	1 0	6	1	1	1	0	4	-21	FT% 4.8 50%				
2 Demetrius Johnson II	G 29:15	1-11	0-4	4-6	1 3 4	0 3	6	2	1	1	0	1	-21	2nd FG% 11.33 33.3%				
10 Michael Griffin	G 23:36	2-3	1-1	1-4	0 1 1	1 3	6	0	1	1	3	0	-24	3PT% 5.9 56.6%				
1 Brady Hardewig	24:38	2-4	1-3	0-0	0 3 3	2 0	5	2	1	2	0	0	-6	FT% 6-10 60%				
24 Tamaury Releford	11:55	2-6	0-0	0-0	2 2 4	3 4	4	0	0	0	0	0	-2	GMFG% 23.64 36.9%				
4 Rickey Ballard	17:13	3-7	2-3	0-0	0 1 1	4 1	8	1	0	0	0	1	-1	FT% 10-18 55.6%				
21 Tauris Watson	10:15	1-1	1-1	0-2	0 0 0	1 2	3	1	0	0	0	0	4	Dead Ball Rebounds: 7, 1				
Team		0	2	2	0	2	2	0	1									
Totals	23:64	6-15	10-18	6	19	25	15	16	62	10	8	6	6	-23				
Georgia Tech - 85															Record: 1-0			
NO. Name	Min	FG	3P	FT	Rebounds	Fouls	TP	AS	TO	ST	Blocks	BS	BA	+/-	Shooting By Period			
11 Baye Ndongo	F 23:32	3-5	0-0	4-6	1 6 7	2 6	10	4	2	0	3	1	16	1st FG% 21.37 56.8%				
1 Nathian George	G 23:04	2-6	1-3	2-3	0 1 1	1 2	7	7	1	0	0	0	23	3PT% 4-13 30.8%				
2 Javian McCollum	G 30:05	7-12	3-6	1-1	1 3 4	0 1	18	5	3	4	0	1	32	FT% 4-6 66.7%				
9 Luke O'Brien	G 21:46	4-9	0-4	0-1	1 9 10	1 1	8	1	2	0	0	1	21	2nd FG% 12.31 38.7%				
14 Kowacie Reeves Jr.	G 25:28	6-13	1-5	2-2	1 3 4	1 1	15	0	0	1	3	0	17	3PT% 3-14 21.4%				
0 Lance Terry	23:32	4-7	1-3	0-0	1 2 3	3 2	9	1	1	0	0	1	-1	FT% 8-11 72.7%				
3 Jaeden Mustaf	14:50	2-5	0-0	0-0	1 1 2	0 0	4	2	0	0	0	2	-6	GMFG% 33.68 48.5%				
31 Duncan Powell	16:07	3-5	1-3	2-2	1 0 1	3 1	9	0	0	0	0	0	2	3PT% 7-27 25.9%				
45 Doryan Onwuchekwa	11:01	2-5	0-2	0-0	3 4 7	3 0	4	0	0	0	0	0	6	FT% 12-17 70.6%				
10 Dorian Sutton	06:33	0-1	0-1	0-0	0 0 0	2 0	0	0	0	0	0	0	-2	Dead Ball Rebounds: 7, 0				
30 Ibrahim Souare	04:02	0-0	0-0	1-2	0 3 3	0 1	1	0	0	0	0	0	-1					
Team		3	4	7	0	2	0	2										
Totals	33:68	7-27	12-17	13	36	49	16	15	85	20	12	5	6	23				
Technical Fouls: NONE																		
Biggest lead		WestGa	GaTech	Points from		WestGa	GaTech	Period by Period Scoring										
0 (1st 20:00)		30 (2nd 12:23)	Turnovers		5	9	1st 2nd TOT											
Best Scoring Run		0 (1st 14:49)	7 (1st 12:29)	Paint		24	48	WestGa		29	33	GaTech		50	35	85		
Lead Changes		0		Second Chance		10	22											
Times Tied		0		Fast Breaks		7	17											
Time with Lead		00:00	39:35	Bench		20	27											

Official Basketball Box Score - Final															Game Time: 1:00 PM			
North Florida at Georgia Tech															Game Duration: 2:12			
11/10/24 McCamish Pavilion, Atlanta															Attendance: 3,553			
2024-25 Men's Basketball															Officials: Ted Valentine, Bill Covington Jr., Mark Schurz			
North Florida - 105															Record: 3-0			
NO. Name	Min	FG	3P	FT	Rebounds	Fouls	TP	AS	TO	ST	Blocks	BS	BA	+/-	Shooting By Period			
10 Josh Harris	F 28:15	8-10	0-0	6-8	4 3 7	3 5	22	1	0	1	0	0	8	1st FG% 20.36 55.6%				
0 Jassai Miles	G 32:45	5-12	2-8	6-7	1 10 11	5 4	18	4	2	0	1	1	9	3PT% 5-18 27.8%				
2 Nate Literas	G 31:21	7-11	2-4	2-3	1 4 5	1 2	18	1	1	0	2	0	5	FT% 8-9 88.9%				
4 Jaylen Smith	G 28:48	6-14	3-8	0-0	6 6 6	2 1	15	5	2	0	1	0	8	2nd FG% 17.33 51.5%				
33 Oscar Berry	G 18:41	0-2	0-2	0-0	0 3 3	0 1	0	0	0	0	0	0	0	FT% 14-20 70%				
7 Liam Murphy	21:14	3-6	2-4	2-2	2 2 2	1 1	10	0	2	0	1	1	13	3PT% 4-13 30.8%				
11 Kamrin Oriol	21:42	4-8	0-4	4-6	0 2 2	2 3	12	0	0	1	0	0	10	GMFG% 37.69 53.6%				
5 Dante Oliver	04:06	1-1	0-0	1-1	0 1 0	1 0	3	0	1	0	0	0	2	3PT% 9-31 29.0%				
55 Ametri Moss	13:08	3-5	0-1	1-2	1 0 1	0 2	7	1	0	1	0	0	5	FT% 22-29 75.9%				
Team		1	2	3	0	1								Dead Ball Rebounds: 4, 2				
Totals	37:69	9-31	22-29	10	31	41	14	20	105	12	9	3	4	2				
Georgia Tech - 93															Record: 1-1			
NO. Name	Min	FG	3P	FT	Rebounds	Fouls	TP	AS	TO	ST	Blocks	BS	BA	+/-	Shooting By Period			
11 Baye Ndongo	F 28:50	9-18	1-1	1-3	3 7 10	4 4	20	3	1	1	0	0	-1	1st FG% 21.38 55.3%				
1 Nathian George	G 35:27	2-5	1-3	0-0	0 6 6	3 1	5	7	1	1	0	0	-8	3PT% 6-14 42.9%				
2 Javian McCollum	G 33:22	5-9	2-4	2-2	0 3 3	3 3	14	6	3	0	0	0	-4	FT% 1-6 16.7%				
9 Luke O'Brien	G 27:35	6-10	1-3	2-2	3 5 8	3 1	15	1	1	0	0	0	-7	2nd FG% 12.31 38.7%				
14 Kowacie Reeves Jr.	G 30:49	6-12	4-9	1-2	1 0 1	4 1	17	3	0	1	2	0	-13	3PT% 7-15 46.7%				
0 Lance Terry	25:01	5-10	4-7	0-0	0 3 3	2 0	14	1	3	1	0	0	-11	FT% 5-6 83.3%				
31 Duncan Powell	12:26	2-10	0-2	0-3	5 1 6	1 2	4	1	1	0	0	0	-10	GMFG% 37.79 46.8%				
45 Doryan Onwuchekwa	06:30	2-5	0-0	0-0	1 0 1	0 1	4	0	0	0	0	0	-6	3PT% 13-29 44.8%				
Team		0	0	0	0	0	0	0	0	0	0	0	0	FT% 6-12 50.0%				
Totals	37:79	13-29	6-12	13	25	38	20	13	93	22	10	4	2	-12	Dead Ball Rebounds: 2, 0			
Technical Fouls: NONE																		
Biggest lead		UNF	GaTech	Points from		UNF	GaTech	Period by Period Scoring										
21 (2nd 6:14)		9 (1st 14:42)	Turnovers		13	17	1st 2nd TOT											
Best Scoring Run		14 (2nd 11:08)	10 (2nd 2:50)	Paint		52	46	UNF		53	52	GaTech		49	44	93		
Lead Changes		7		Second Chance		16	10											
Times Tied		7		Fast Breaks		14	15											
Time with Lead		23:28	13:25	Bench		32	22											

Official Basketball Box Score - Final															Game Time: 7:30 PM	
Texas Southern at Georgia Tech															Game Duration: 2:23	
11/12/24 McCamish Pavilion, Atlanta															Attendance: 3,384	
2024-25 Men's Basketball															Officials: Roger Ayers, Bart Lenox, Claire Aubry	
Texas Southern - 62															Record: 1-3	
NO. Name	Min	FG	3P	FT	Rebounds	Fouls	TP	AS	TO	ST	Blocks	BS	BA	+/-	Shooting By Period	
1 Kenny Hunter	F 29:20	3-10	0-0	0-0	2 7 9	1 1	6	1	2	0	0	0	-16	1st FG% 9.34 26.5%		
25 Grayson Carter	F 16:49	3-6	2-4	0-0	1 0 1	4 2	8	1	1	0	0	0	0	3PT% 3-4 75.0%		
0 Jaylin Jackson-Posey	G 10:47	0-2	0-0	0-0	0 1 1	1 0	0	0	0	0	0	0	-8	FT% 4-9 44.4%		
2 Kavion McClain	G 32:32	2-9	1-1	0-1	1 3 4	1 3	5	3	1	0	1	0	-20	2nd FG% 13.32 40.6%		
8 Alex Anderson	G 21:02	0-3	0-0	0-4	3 2 5	3 2	0	2	3	0	0	0	-9	3PT% 3-10 30.0%		
14 Kolby Granger	19:27	0-2	0-1	5-6	0 2 2	0 2	5	1	0	2	0	0	2	FT% 8-13 61.5%		
4 Josh Farmer	11:10	2-8	0-0	2-5	0 3 3	1 4	6	0	0	1	1	1	-11	GMFG% 22.66 33.3%		
5 Jaylen Wysinger	18:47	2-8	0-4	2-2	1 2 3	3 1	6	0	1	0	0	0	-16	3PT% 6-14 42.9%		
7 Zaire Hayes	11:47	3-7	2-3	0-0	0 0 0	4 0	8	2	1	0	0	1	7	FT% 12-22 54.5%		
23 Duane Posey	18:13	6-9	0-0	3-4	4 2 6	5 3	15	0	1	2	0	0	-6	Dead Ball Rebounds: 5, 0		
3 Oumar Koureissi	01:55	0-0	0-0	0-0	0 0 0	0 0	0	0	0	0	0	0	-5			
32 Kehlin Farooq	08:11	1-2	1-1	0-0	1 1 2	1 0	3	0	0	0	0	1	-13			
Team		1	4	5	0	0	0									
Totals	22:66	6-14	12-22	14	27	41	24	18	62	12	8	2	5	-19		
Georgia Tech - 81															Record: 2-4	
NO. Name	Min	FG	3P	FT	Rebounds	Fouls	TP	AS	TO	ST	Blocks	BS	BA	+/-	Shooting By Period	
11 Baye Ndongo	F 32:51	5-10	1-1	8-10	4 7 11	4 6	19	1	2	1	0	1	30	1st FG% 14.34 41.2%		
45 Doryan Onwuchekwa	G 27:03	0-2	0-2	0-3	2 7 9	4 3	0	1	0	0	2	0	17	3PT% 7-19 36.8%		
1 Nathian George	G 36:34	3-9	3-8	7-8	1 2 3	0 4	16	6	3	1	0					

MISCELLANEOUS

Starting Lineups

Date	Opponent	Result	F	F	C	G	G	Lineup#	Record
N6	WEST GEORGIA	W, 85-62	Reeves Jr.	O'Brien	Ndongo	McCollum	George	1	1-0
N10	NORTH FLORIDA	L, 93-105	Reeves Jr.	O'Brien	Ndongo	McCollum	George	1	1-1
N12	TEXAS SOUTHERN	W, 81-62	Reeves Jr.	Ndongo	Onwuchekwa	Mccollum	George	2	1-0
N15	GEORGIA								
N23	CINCINNATI								
N27	CHARLESTON SOUTHERN								
N30	CENTRAL ARKANSAS								
D3	at Oklahoma								
D7	at North Carolina								
D15	vs. Northwestern								
D18	UMBC								
D21	DUKE								
D28	ALABAMA A&M								
D31	NOTRE DAME								
J4	BOSTON COLLEGE								
J7	at Syracuse								
J11	at SMU								
J14	CLEMSON								
J18	at Florida State								
J22	VIRGINIA TECH								
J28	at Notre Dame								
F1	LOUISVILLE								
F4	at Clemson								
F8	at Virginia								
F12	STANFORD								
F15	CALIFORNIA								
F22	at Boston College								
F25	at Pittsburgh								
M1	NC STATE								
M4	MIAMI								
M8	at Wake Forest								

Specialty Stats (GT/Opp)

Date	Opponent	Paint	OffTO	2ndCh	FBreak	Bench
N6	WEST GEORGIA	48/24	9/5	22/10	17/7	27/20
N10	NORTH FLORIDA	46/52	17/13	10/16	15/14	22/32
N12	TEXAS SOUTHERN	12/20	17/10	18/10	6/12	17/43
N15	GEORGIA					
N23	CINCINNATI					
N27	CHARLESTON SOUTHERN					
N30	CENTRAL ARKANSAS					
D3	at Oklahoma					
D7	at North Carolina					
D15	vs. Northwestern					
D18	UMBC					
D21	DUKE					
D28	ALABAMA A&M					
D31	NOTRE DAME					
J4	BOSTON COLLEGE					
J7	at Syracuse					
J11	at SMU					
J14	CLEMSON					
J18	at Florida State					
J22	VIRGINIA TECH					
J28	at Notre Dame					
F1	LOUISVILLE					
F4	at Clemson					
F8	at Virginia					
F12	STANFORD					
F15	CALIFORNIA					
F22	at Boston College					
F25	at Pittsburgh					
M1	NC STATE					
M4	MIAMI					
M8	at Wake Forest					

Miscellaneous

Date	Opponent	Uniform	Color	Tip	Large Lead	Large Deficit	Ties	Changes	GT Led	Opp Led	Tied	#Players Played	On the Floor at the End
N6	WEST GEORGIA	White	UWG		30	-	-	-	39:35	-	0:25	11	McCollum, Terry, Sutton, Souare, Powell
N10	NORTH FLORIDA	Gold	GT		9	21	7	7	13:25	23:28	3:07	8	George, McCollum, Ndongo, Reeves Jr., Terry
N12	TEXAS SOUTHERN	White	GT		30	2	1	6	36:02	2:35	1:23	8	George, McCollum, Terry, Souare, Powell
N15	GEORGIA												
N23	CINCINNATI												
N27	CHARLESTON SOUTHERN												
N30	CENTRAL ARKANSAS												
D3	at Oklahoma												
D7	at North Carolina												
D15	vs. Northwestern												
D18	UMBC												
D21	DUKE												
D28	ALABAMA A&M												
D31	NOTRE DAME												
J4	BOSTON COLLEGE												
J7	at Syracuse												
J11	at SMU												
J14	CLEMSON												
J18	at Florida State												
J22	VIRGINIA TECH												
J28	at Notre Dame												
F1	LOUISVILLE												
F4	at Clemson												
F8	at Virginia												
F12	STANFORD												
F15	CALIFORNIA												
F22	at Boston College												
F25	at Pittsburgh												
M1	NC STATE												
M4	MIAMI												
M8	at Wake Forest												

*alternate gold or white uniform

GAME NOTES

ROSTER AT-A-GLANCE

NUMERICAL

No.	Name	Pos.	Ht.	Wt.	Cl.	Exp.	Hometown	High School/College
0	Lance Terry	G	6-3	200	r-Sr.	1VL	College Park, Ga.	The Heritage School (Ga.) / Gardner-Webb
1	Naithan George	G	6-3	185	So.	1VL	Toronto, Ontario	Canyon International Academy (Glendale, Ariz.)
2	Javian McCollum	G	6-2	175	Sr.	TR	Fort Myers, Fla.	Fort Myers HS/Siena/Oklahoma
3	Jaeden Mustaf	G	6-5	210	Fr.	HS	Bowie, Md.	Overtime Elite (Atlanta, Ga.)
9	Luke O'Brien	F	6-8	225	Gr.	TR	Littleton, Colo.	Columbine HS/Colorado
10	Darrion Sutton	F	6-8	205	Fr.	HS	St. Charles, Mo.	Overtime Elite (Atlanta, Ga.)
11	Baye Ndongo	F	6-9	240	So.	1VL	Mboro, Senegal	Putnam (Conn.) Science Academy
12	Ryan Mutombo	C	7-2	255	Gr.	TR	Atlanta, Ga.	The Lovett School/Georgetown
14	Kowacie Reeves, Jr.	G	6-7	205	Sr.	1VL	Macon, Ga.	Westside HS / Florida
30	Ibrahim Souare	F	6-9	225	r-Fr.	RS	Conakry, Guinea	Canyon International Academy (Glendale, Ariz.)
31	Duncan Powell	F	6-8	235	rOJr.	TR	Dallas, Texas	DeSoto HS/North Carolina A&T/Sacramento State
32	Dyllan Thompson	G/F	6-7	215	Fr.	HS	Sugar Land, Texas	Second Baptist HS
33	Marcos San Miguel	G	6-4	203	So.	1VL	Atlanta, Ga.	Campbell HS
35	Emmer Nichols	F	6-6	223	r-So.	1VL	Woodside, Calif.	Sacred Heart Preparatory School
45	Doryan Onwuchekwa	C	6-11	240	Fr.	HS	Dallas, Texas	Faith Family Academy of Oak Cliff

ALPHABETICAL

No.	Name	Pos.	Ht.	Wt.	Cl.	Exp.	Hometown	High School/College
1	Naithan George	G	6-3	185	So.	1VL	Toronto, Ontario	Canyon International Academy (Glendale, Ariz.)
2	Javian McCollum	G	6-2	175	Sr.	TR	Fort Myers, Fla.	Fort Myers HS/Siena/Oklahoma
3	Jaeden Mustaf	G	6-5	210	Fr.	HS	Bowie, Md.	Overtime Elite (Atlanta, Ga.)
12	Ryan Mutombo	C	7-2	255	Gr.	TR	Atlanta, Ga.	The Lovett School/Georgetown
11	Baye Ndongo	F	6-9	240	So.	1VL	Mboro, Senegal	Putnam (Conn.) Science Academy
35	Emmer Nichols	F	6-6	223	r-So.	1VL	Woodside, Calif.	Sacred Heart Preparatory School
9	Luke O'Brien	F	6-8	225	Gr.	TR	Littleton, Colo.	Columbine HS/Colorado
45	Doryan Onwuchekwa	C	6-11	240	Fr.	HS	Dallas, Texas	Faith Family Academy of Oak Cliff
31	Duncan Powell	F	6-8	235	r-Jr.	TR	Dallas, Texas	DeSoto HS/North Carolina A&T/Sacramento State
14	Kowacie Reeves, Jr.	G	6-7	205	Sr.	1VL	Macon, Ga.	Westside HS / Florida
33	Marcos San Miguel	G	6-4	203	So.	1VL	Atlanta, Ga.	Campbell HS
30	Ibrahim Souare	F	6-9	225	r-Fr.	RS	Conakry, Guinea	Canyon International Academy (Glendale, Ariz.)
10	Darrion Sutton	F	6-8	205	Fr.	HS	St. Charles, Mo.	Overtime Elite (Atlanta, Ga.)
0	Lance Terry	G	6-3	200	r-Sr.	1VL	College Park, Ga.	The Heritage School (Ga.) / Gardner-Webb
32	Dyllan Thompson	G/F	6-7	215	Fr.	HS	Sugar Land, Texas	Second Baptist HS

Head Coach: Damon Stoudamire (Arizona, 1995), 2nd season

Associate Head Coach: Karl Hobbs (Connecticut, 1984), 2nd season

Assistant Coach: B.J. Elder (Georgia Tech, 2014), 6th season

Assistant Coach: Pershin Williams (North Florida, 2005), 2nd season

Assistant Coach: Nate Babcock (Wisconsin-Eau Claire, 2009), 2nd season

Assistant Coach: Bonzi Wells (Ball State, 1998), 2nd season

Quality Control Analyst: Greg Gary (Tulane, 1992), 1st season

Director of Player Personnel: Matt Holt (Northeastern, 2011), 2nd season

Director of Scouting: Hayden Sheridan (Arizona, 2016), 7th season

Special Director of Operations: Taylor Ann Hendricks (Iowa State, 2020), 3rd season

Special Assistant to the Head Coach: James Forrest (Georgia Tech, 1995), 1st season

Associate Director of Sports Medicine/Men's Basketball: Richard Stewart (Salisbury, 2005), 18th season

Director of Strength and Conditioning/Men's Basketball: Justin Landry (Cal State East Bay, 2012), 2nd season

Recruiting and Operations Coordinator: Jake Albutus (Western Michigan, 2020), 2nd season

BY CLASS

Graduates: Ryan Mutombo, Luke O'Brien

Seniors: Javian McCollum, Kowacie Reeves, Jr., Lance Terry (r)

Juniors: Duncan Powell

Sophomores: Naithan George, Baye Ndongo, Emmer Nichols (r), Marcos San Miguel

Freshman: Jaeden Mustaf, Doryan Onwuchekwa, Ibrahim Souare (r), Darrion Sutton, Dyllan Thompson

BY STATE/COUNTRY

California: Emmer Nichols

Canada: Naithan George

Colorado: Luke O'Brien

Florida: Javian McCollum

Georgia: Ryan Mutombo, Kowacie Reeves, Jr., Marcos San Miguel, Lance Terry

Guinea: Ibrahim Souare

Maryland: Jaeden Mustaf

Missouri: Darrion Sutton

Senegal: Baye Ndongo

Texas: Doryan Onwuchekwa, Duncan Powell, Dyllan Thompson

BY MAJOR

Applied Language and Intercultural Studies: Javian McCollum, Duncan Powell

Business Administration: Naithan George, Jaeden Mustaf, Doryan Onwuchekwa, Ibrahim Souare, Darrion Sutton

Computer Science: Marcos San Miguel

Economics: Luke O'Brien

Economics/International Affairs: Emmer Nichols

History, Technology & Society: Kowacie Reeves, Jr., Lance Terry

Literature, Media & Communication: Baye Ndongo

Management (MS): Ryan Mutombo

BY HEIGHT

6-2 Javian McCollum

6-3 Naithan George, Lance Terry

6-4 Marcos San Miguel

6-5 Jaeden Mustaf

6-6 Dallon "Deebo" Coleman, Miles Kelly, Emmer Nichols, Ibrahim Sacko

6-7 Kowacie Reeves, Jr., Dyllan Thompson

6-8 Luke O'Brien, Duncan Powell, Darrion Sutton

6-9 Baye Ndongo, Ibrahim Souare

6-11 Doryan Onwuchekwa

7-2 Ryan Mutombo

PRONUNCIATION GUIDE

McCormick Pavilion Muh-CAM-ish (like CAM Newton)

Javian McCollum JAY-vee-un muh-CALL-um

Jaeden Mustaf JAY-dun MOO-stoff

Ryan Mutombo moo-TOM-bo

Baye Ndongo BYE nDON-go

(NOT en-dongo or nuh-dongo)

Doryan Onwuchekwa DOR-ee-un ON-woo-CHECK-wuh

Kowacie Reeves, Jr. ko-WAY-see

Ibrahim Souare EE-bruh-HEEM SWAR-ay (rhymes with soiree)

Darrion Sutton DARR-ee-on

GAME NOTES

RADIO/TV ROSTER



Nathan George
G • 6-3 • So.

1




Javian McCollum
G • 6-2 • Sr.

2



Jaeden Mustaf
G • 6-5 • Fr.

3



Ryan Mutombo
C • 7-2 • Gr.

12



Baye Ndongo
F • 6-9 • So.

11



Emmer Nichols
F • 6-6 • r-So.

35



Luke O'Brien
F • 6-8 • Gr.

9




Doryan Onwuchekwa
C/F • 6-11 • Fr.

45



Duncan Powell
F • 6-8 • Jr.

31



Kowacie Reeves, Jr.
G • 6-7 • Sr.

14



Marcos San Miguel
G • 6-4 • So.

33



Ibrahim Souare
F • 6-9 • r-Fr.

30



Darrion Sutton
F • 6-8 • Fr.

10



Lance Terry
G • 6-3 • Sr.

0



Dyllan Thompson
G/F • 6-7 • Fr.

32



Damon Stoudamire
Head Coach



Karl Hobbs
Associate Head Coach



B.J. Elder
Assistant Coach



Pershin Williams
Assistant Coach



Nate Babcock
Assistant Coach



Bonzi Wells
Assistant Coach

GAME NOTES

RADIO/TV CHEAT SHEET



0

LANCE TERRY
Guard • 6-3 • 200 • 5th-yr. Senior • College Park, Ga.

Year	GP/GS	PPG	RPG	APG	FG%	3FG%	FT%
2024-25	3/0	12.0	2.3	1.3	.480	.412	.833
Season Highs	Pts: 14	Reb: 3	Ast: 2	Min: 25:01			
Career Highs	Pts: 26	Reb: 7	Ast: 4	Min: 40:00			

Notes

- Played off the bench in all 3 games, reached double-digits in 2 (9 pts in the other)
- Did not play in 2023-24 due to injury, elected to red-shirt and return in 2024-25
- Finished as Tech's top 3pt FG pct. at 38.8% in all games, 42.1% in ACC games
- Tech's No. 2 scorer in ACC games - 11.4 ppg, 42.1% FG, 74.2% FT; season-high 24 pts vs. Miami, Syracuse



1

NAITHAN GEORGE
Guard • 6-3 • 185 • Sophomore • Toronto, Ontario

Year	GP/GS	PPG	RPG	APG	FG%	3FG%	FT%
2024-25	3/3	9.3	3.3	6.7	.350	.357	.818
Season Highs	Pts: 16	Reb: 6	Ast: 7	Min: 36:34			
Career Highs	Pts: 24	Reb: 5	Ast: 11	Min: 39:10			

Notes

- No. 4 in ACC in assist avg., No. 8 in assist/TO ratio (4.0)
- 6+ assists in each game so far in 2024-25; 6 or more assists in 13 games in his career
- Hit at least one 3-point FG in each game thus far
- Ten double-figure games in the last 18 after having just two in his first 12 games



2

JAVIAN MCCOLLUM (JAY-vee-un)
Guard • 6-2 • 175 • Senior • Fort Myers, Fla.

Year	GP/GS	PPG	RPG	APG	FG%	3FG%	FT%
2024-25	3/3	15.3	4.0	4.0	.533	.467	.875
Season Highs	Pts: 18	Reb: 5	Ast: 6	Min: 33:22			
Career Highs	Pts: 30	Reb: 7	Ast: 9	Min: 38			

Notes • HM All-Big 12 in 2023-24

- 10+ points in each game of 2024-25 season, 2 or more 3-pt FG in each game
- Transfer from Oklahoma, No. 31 in ESPN's transfer portal ranking, No. 2 among transfers into ACC (247Sports)
- Was the Sooners' leading scorer (13.3 ppg) in 2023-24 with 21 double-figure scoring games
- Also played two seasons (2021-23) at Siena, averaged 15.9 ppg in 2022-23, 11.6 over two seasons



3

JAEDEN MUSTAF (JAY-dun MOO-stoff)
Guard • 6-5 • 210 • Freshman • Bowie, Md.

Year	GP/GS	PPG	RPG	APG	FG%	3FG%	FT%
2024-25	1/0	4.0	2.0	2.0	.400	.000	.000
Season Highs	Pts: 4	Reb: 2	Ast: 2	Min: 14:50			
Career Highs	Pts: 4	Reb: 2	Ast: 2	Min: 14:50			

Notes

- Overtime Elite product ranked No. 58 nationally and No. 7 at his position
- Averaged 10.2 ppg, 5.6 apg and 3.8 rpg over 16 games with City Reapers team, which won OTE title
- All-state performer at Carmel Christian HS (NC) in 2022-23 (28-4, state runner-up); 15.9 ppg, 5.8 rpg, 3.8 apg
- Attended DeMatha Catholic prior that; son of late Maryland/NBA star Jerrod Mustaf



9

LUKE O'BRIEN
Forward • 6-8 • 225 • Graduate • Littleton, Colo.

Year	GP/GS	PPG	RPG	APG	FG%	3FG%	FT%
2024-25	2/2	11.5	9.0	1.0	.526	.143	.667
Season Highs	Pts: 15	Reb: 10	Ast: 1	Min: 27:35			
Career Highs	Pts: 18	Reb: 14	Ast: 4	Min: 36			

Notes

- 10 rebounds in opener vs. West Georgia, 15 points/8 rebounds vs. North Florida
- Transfer from Colorado, where he played with 3 2024 NBA draft picks; Key rotation player/part-time starter
- Played in 111 games (29 starts) over 4 seasons, hitting 44% FG and 35% on threes
- Helped lead Buffaloes to NCAA Tournament in 2023-24, career-best 6.7 ppg, 3.8 rpg, 37.6% 3FG



10

DARRION SUTTON (DARE-ee-on)
Forward • 6-8 • 205 • Freshman • St. Louis, Mo.

Year	GP/GS	PPG	RPG	APG	FG%	3FG%	FT%
2024-25	1/0	0.0	0.0	0.0	.000	.000	.000
Season Highs	Pts: 0	Reb: 0	Blk: 0	Min: 6:33			
Career Highs	Pts: 0	Reb: 0	Blk: 0	Min: 6:33			

Notes

- Overtime Elite product ranked No. 98 nationally and No. 24 at his position
- Averaged 10.6 ppg, 8.2 rpg, 3.5 apg in 17 games for Team RWE, advancing to OTE championship series
- Left-handed shooter who connected on 58.4% of his shots from the floor
- Attended Denver (Colo.) Accelerated Way his junior year




11

BAYE NDONGO (BYE nDON-go)
Forward • 6-9 • 240 • Sophomore • Mbororo, Senegal

Year	GP/GS	PPG	RPG	BPG	FG%	3FG%	FT%
2024-25	3/3	16.3	9.3	1.0	.515	1.000	.684
Season Highs	Pts: 20	Reb: 11	Blk: 3	Min: 32:51			
Career Highs	Pts: 22	Reb: 19	Blk: 4	Min: 41:57			

Notes • ACC All-Freshman team in 2023-24 / Preseason 2nd-team All-ACC

- 10+ points in each game so far, double-doubles in the last 2 (UNF, TSU), 8 total assists
- Started last 29 of 2023-24, Tech's rebounding and block leader, 2nd-leading scorer
- Averaged 12.6 ppg, 7.7 rpg, 55.4% FG, 20 total blocked shots ACC games
- No. 7 in ACC in rebound average, No. 7 in off reb avg, No. 2 in FG pct., No. 12 in blocks per game



12

RYAN MUTOMBO (moo-TOM-bo)
Center • 7-2 • 255 • Graduate • Atlanta, Ga.

Year	GP/GS	PPG	RPG	BPG	FG%	3FG%	FT%
2024-25							
Season Highs	Pts: -	Reb: -	Blk: -	Min: -			
Career Highs	Pts: 15	Reb: 11	Blk: 4	Min: 15			

Notes

- Graduate transfer from Georgetown; son of late Hoya and NBA star Dikembe Mutombo
- Former 4-star and all-state product out of The Lovett School in Atlanta
- Played in 54 games, making 1 start, for the Hoyas over 3 years; averaged 3.3 ppg, 2.3 rpg
- Ranked No. 112, No. 17 among centers, as a HS prospect



14

KOWACIE REEVES, JR. (ko-WAY-see)
Forward • 6-7 • 205 • Senior • Macon, Ga.

Year	GP/GS	PPG	RPG	APG	FG%	3FG%	FT%
2024-25	3/3	15.7	4.0	2.0	.429	.320	.750
Season Highs	Pts: 17	Reb: 7	Ast: 3	Min: 32:30			
Career Highs	Pts: 21	Reb: 10	Ast: 3	Min: 42:46			

Notes

- Started all 35 games as a Yellow Jacket
- Double-figure points in all 3 games this season (13 last season)
- Led team in 3pt pct. (38.3), No. 2 in FT pct. (84.0) in 2023-24
- Averaged 9.2 ppg, 3.7 rpg, 40.7% FG, 41.3% 3pt FG in ACC games



30

IBRAHIM SQUARE (EE-bruh-heem SWAR-ay)
Forward • 6-9 • 225 • RS-Sophomore • Conakry, Guinea

Year	GP/GS	PPG	RPG	BPG	FG%	3FG%	FT%
2024-25	2/0	0.5	4.0	0.0	.000	.000	.500
Season Highs	Pts: 1	Reb: 5	Blk: 0	Min: 6:48			
Career Highs	Pts: 1	Reb: 5	Ast: 0	Min: 4:02			

Notes

- Power forward prospect from Guinea who redshirted in 2023-24, played in 2 games this season
- Attended Canyon International Academy, where he was a teammate of Naithan George in 2022-23
- Averaged 11.7 ppg, 7.7 rpg and 1.7 apg for Guinea at the 2022 FIBA U18 African Championship
- Measured 7-2 wingspan, 30-inch vertical leap



31

DUNCAN POWELL
Forward • 6-8 • 235 • RS-Junior • Dallas, Texas

Year	GP/GS	PPG	RPG	APG	FG%	3FG%	FT%
2024-25	3/0	5.7	3.0	0.3	.333	.143	.571
Season Highs	Pts: 9	Reb: 6	Ast: 1	Min: 16:07			
Career Highs	Pts: 20	Reb: 15	Ast: 10	Min: 35			

Notes

- Transferred to Tech from Sacramento State, played in all 3 games thus far
- Played in 29 games (23 starts) in 2023-24, led Hornets in scoring and rebounding
- Signed with North Carolina A&T out of HS, redshirted in 2021-22
- Born in Conover, N.C., prepped at DeSoto HS in Texas; No. 84 prospect in 2021 class (ESPN)



45

DORYAN ONWUCHEKWA (DORIAN ON-wu-CHECK-wuh)
Center • 6-11 • 240 • Freshman • Dallas, Texas

Year	GP/GS	PPG	RPG	BPG	FG%	3FG%	FT%
2024-25	3/1	2.7	5.7	0.7	.333	.000	.000
Season Highs	Pts: 4	Reb: 9	Blk: 1	Min: 27:03			
Career Highs	Pts: 4	Reb: 9	Blk: 1	Min: 27:03			

Notes

- Played in all 3 games, 14.9 mpg; 7 rebounds vs. West Georgia, 9 vs. Texas Southern
- 3-star prospect from Faith Family Academy in Dallas; No. 112 nationally (247Sports Comp) and No. 17 center
- Helped Faith Family Academy to a 118-24 record over 4 years with 3 UIL 4A state titles
- Earned all-state honors as a senior, all-Dallas Metro team in 2023 and 2024

GAME NOTES