

GEORGIA TECH

132ND SEASON • 4 NATIONAL CHAMPIONSHIPS • 15 CONFERENCE CHAMPIONSHIPS • 46 BOWL APPEARANCES • 26 BOWL VICTORIES

GEORGIA TECH (5-2, 3-2 ACC) vs NO. 12/11 NOTRE DAME (5-1)

SATURDAY, OCTOBER 19, 2024 • 3:30 ET • ATLANTA, GA. • MERCEDES-BENZ STADIUM

MATCHUP AT A GLANCE



GEORGIA TECH

4-2 (2-2 ACC)
 Atlanta, Ga.
 1885
 47,946
 Yellow Jackets, Ramblin' Wreck
 Tech Gold and White
 Atlantic Coast
 Bobby Dodd Stadium at Hyundai Field (55,000)
 Brent Key
 16-12 (Second full season)
 Same
 None
 Multiple
 32.9 (7th/41st)
 204.4 (1st/25th)
 240.1 (10th/59th)
 444.6 (6th/32nd)
 4-2-5
 20.6 (6th/41st)
 103.7 (3rd/24th)
 232.7 (9th/83rd)
 327.4 (4th/36th)
 W, 41-34 at North Carolina.....

vs.

Record

Location

Founded

Enrollment

Nickname

Colors

Conference

Stadium (Capacity)

Head Coach

Head Coach's Record at School

Head Coach's Overall Record

National Ranking

Basic Offense

Points Per Game (Conference/National Rank)

Rushing Yards Per Game (Conference/National Rank)

Passing Yards Per Game (Conference/National Rank)

Total Yards Per Game (Conference/National Rank)

Basic Defense

Points Allowed Per Game (Conference/National Rank)

Rushing Yards Allowed Per Game (Conference/National Rank)

Passing Yards Allowed Per Game (Conference/National Rank)

Total Yards Allowed Per Game (Conference/National Rank)

Last Game



NOTRE DAME

5-1

Notre Dame, Ind.

1842

8,968

Fighting Irish

Blue and Gold

N/A

Notre Dame Stadium (80,795)

Marcus Freeman

24-9 (4th season)

Same

No. 12 AP / No. 11 Coaches

Multiple

32.7 (44th)

198.3 (31st)

250.7 (50th)

449.0 (31st)

4-2-5

28.7 (96th)

125.2 (52nd)

250.7 (50th)

382.3 (93rd)

W, 49-7 vs. Stanford

TOP STORYLINES

- Georgia Tech football (5-2, 3-2 ACC) returns to its home away from home, Mercedes-Benz Stadium, and steps away from Atlantic Coast Conference action on Saturday to host No. 12/11 Notre Dame (5-1).
- Georgia Tech is playing at Mercedes-Benz Stadium, the home of the National Football League's Atlanta Falcons, located less than one mile from Tech's Midtown Atlanta campus, for the fifth time since the building opened in 2017.
- Tech is just 1-3 at Mercedes-Benz Stadium, but its lone win at the venue came in its only previous appearance that wasn't part of the Chick-fil-A/Aflac Kickoff Game — a 45-22 drubbing of No. 20/21 North Carolina in 2021.
- Saturday's game is the fourth in Georgia Tech's agreement to host one game annually at MBS from 2021-26.
- Georgia Tech is playing a nationally ranked team for the 10th time in 29 games under head coach **Brent Key**. The Yellow Jackets are 5-4 in the previous nine matchups against top-25 teams under Key, including a 1-1 mark this season.
- The Yellow Jackets are their long rivalry with Notre Dame for the 38th time. The Fighting Irish lead the all-time series, which began in 1922, 30-6-1. ND has won the last three matchups, dating back to Georgia Tech's 33-3 thumping of the Irish in South Bend in 2007. Tech has not beaten ND at home since a 23-14 victory over the 11th-ranked Irish in 1976.
- Georgia Tech has rushed for a whopping 616 yards over the past two games, wins over Duke (245 rushing yards) and North Carolina (371). The Yellow Jackets lead the ACC and rank 25th nationally in rushing offense (204.4 ypg).

• Saturday's game is the fourth in Georgia Tech's agreement to host one game annually at MBS from 2021-26.

• Georgia Tech is playing a nationally ranked team for the 10th time in 29 games under head coach **Brent Key**. The Yellow Jackets are 5-4 in the previous nine matchups against top-25 teams under Key, including a 1-1 mark this season.

• The Yellow Jackets are their long rivalry with Notre Dame for the 38th time. The Fighting Irish lead the all-time series, which began in 1922, 30-6-1. ND has won the last three matchups, dating back to Georgia Tech's 33-3 thumping of the Irish in South Bend in 2007. Tech has not beaten ND at home since a 23-14 victory over the 11th-ranked Irish in 1976.

• Georgia Tech has rushed for a whopping 616 yards over the past two games, wins over Duke (245 rushing yards) and North Carolina (371). The Yellow Jackets lead the ACC and rank 25th nationally in rushing offense (204.4 ypg).

SERIES HISTORY

Series Record (Streak): Georgia Tech trails, 6-30-1 (GT: L3)
at Georgia Tech: GT trails, 2-13-1
at Notre Dame: GT trails, 3-17
Neutral Sites: GT leads, 1-0
Last Meeting: No. 6 Notre Dame 55, GT 0 (Nov. 20, 2021 - South Bend, Ind.)

TALE OF THE TAPE

Average heights and weights of players listed on both teams' depth charts:

Georgia Tech		Notre Dame
6-5, 309	Offensive Line	6-4, 311
6-5, 246	Tight Ends	6-4, 238
5-11, 200	Offensive Backs (QB and RB)	6-0, 219
6-0, 191	Receivers	6-0, 192
6-4, 273	Defensive Line	6-4, 283
6-2, 229	Linebackers	6-1, 227
6-1, 189	Defensive Backs	5-11, 190

TOP PERFORMERS AT A GLANCE

PASSING	COMP.	ATT.	TD	YDS.	INT
Georgia Tech					
Haynes King	136	191	8	1568	1
Notre Dame					
Riley Leonard	98	148	6	979	2
RUSHING	ATT.	YDS.	AVG.	TD	
Georgia Tech					
Jamal Haynes	96	536	5.6	7	
Notre Dame					
Jeremiah Love	63	426	6.8	6	
RECEIVING	NO.	YDS.	AVG.	TD	
Georgia Tech					
Malik Rutherford	40	509	12.7	2	
Notre Dame					
Beaux Collins	21	266	12.7	1	
TACKLES	UT	AT	TT	TFL	SACK
Georgia Tech					
Kyle Efford	25	27	52	3.5	1.0
Notre Dame					
Jack Kiser	19	10	29	--	--

2024 GEORGIA TECH SCHEDULE/RESULTS

• Overall: **5-2** | ACC: **3-2** | Place: **8th**
 • Home: **3-0** | Away: **1-2** | Neutral: **1-0** | Streak: **W2**

Date	Opponent	Time/Result	TV
Aug. 24	No. 10 Florida State* [^]	W, 24-21	ESPN
Aug. 31	GEORGIA STATE	W, 35-12	ACC Network
Sept. 7	at -/rv Syracuse*	L, 31-28	ACC Network
Sept. 14	VMI	W, 59-7	ACCNX
Sept. 21	at No. 19/20 Louisville*	L, 31-19	ESPN2
Oct. 5	-/rv DUKE*	W, 24-14	ACC Network
Oct. 12	at North Carolina*	W, 41-34	The CW
Oct. 19	No. 12/11 NOTRE DAME*	3:30 p.m.	ESPN
Oct. 26	at Virginia Tech	Noon	ACC Network
Nov. 9	No. 6/6 MIAMI (FLA.)*	TBA	TBA
Nov. 21	NC STATE* (Thur.)	7:30 p.m.	ESPN
Nov. 29	at No. 5/4 Georgia (Fri.)	7:30 p.m.	ABC

All times Eastern; Home games in **BOLD CAPS**

* ACC game

[^] Aer Lingus College Football Classic (Dublin, Ireland)

at Mercedes-Benz Stadium

Rankings for current/future games = current AP/Coaches ranks

Rankings for past games = AP/Coaches ranks at time of game

ON THE AIR

TV: ESPN

- **Play-by-Play** Bob Wischusen
- **Analyst** Louis Riddick
- **Sideline Reporter** Kris Budden

RADIO: Georgia Tech Sports Network

- **Play-by-Play** Andy Demetra
- **Analyst** Andrew Gardner
- **Sideline Reporter** Chris Mooneyham

- In Atlanta: 680 AM/93.7 FM The Fan
- Across Georgia: Visit RamblinWreck.com for station affiliate list
- Satellite: SiriusXM 85
- Mobile Apps: GT Yellow Jackets, 680 The Fan, SiriusXM, Tuneln
- Online: RamblinWreck.com, 680TheFan.com

GEORGIA TECH'S LAST GAME

at North Carolina	W, 41-34
Date	Oct. 12
Location	Chapel Hill, N.C. (Kenan Memorial Stadium)
Total Offense	505
Rushing	371
Passing	134
Turnovers	0
Total Defense	417
Rushing	201
Passing	216
Takeaways	2
Passing Leader	
Haynes King	11-22-0, 127 yds.
Receiving Leaders	
Luke Harpring	2 rec., 36 yds.
Malik Rutherford	3 rec., 35 yds.
Rushing Leaders	
Jamal Haynes	19 carries, 170 yds., 2 TDs
Haynes King	11 carries, 107 yds., 2 TDs
Defensive Leaders	
Kyle Efford	10 TKL
Treniyas Tatum	6 TKL, 0.5 Sack, 1 FF
Syeed Gibbs	4 TKL, 1 Sack, 1 FF

GEORGIA TECH MEDIA AVAILABILITY

TUE 15	WED 16	THU 17	FRI 18	SAT 19	SUN 20	MON 21
<p>Approx. 11:30 a.m. ET – Head coach Brent Key weekly press conference (Bobby Dodd Stadium - Gate 6)</p>	<p>Approx. 11:30 a.m. ET – Media availability with selected student-athletes (Bobby Dodd Stadium - Gate 6)</p>	<p>Approx. 11:30 a.m. ET – Head coach Brent Key media availability (Bobby Dodd Stadium - Gate 6)</p> <p>6-7 p.m. ET – Brent Key Coach's Show — Georgia Tech Sports Network (680 AM/93.7 FM The Fan in Atlanta)</p>	<p>NO AVAILABILITY</p>	<p>3:30 p.m. ET – Georgia Tech vs. Notre Dame (Atlanta, Ga. - Mercedes-Benz Stadium) TV: ESPN Radio: Georgia Tech Sports Network (680 AM/93.7 FM The Fan in Atlanta)</p> <p>Postgame press conference – Head coach Brent Key and selected student-athletes (Location: Atlanta Falcons interview room)</p>	<p>NO AVAILABILITY</p>	<p>NO AVAILABILITY</p>

GEORGIA TECH ATHLETICS COMMUNICATIONS & PUBLIC RELATIONS

- **Assistant A.D./Communications & P.R. (Primary Football Contact):** Mike Flynn
 Mobile: (828) 964-6406
 Email: mflynn@athletics.gatech.edu
- **Assistant Director/Communications & P.R. (Secondary Football Contact):** Anthony Brandt
 Mobile: (617) 757-6979
 Email: abrandt@athletics.gatech.edu
- **Associate Director/Communications & P.R. (Football Credentials):** Mike Stamus
 Mobile: (404) 218-9723
 Email: mstamus@athletics.gatech.edu

FOLLOW GEORGIA TECH ONLINE

OFFICIAL WEBSITE: www.RamblinWreck.com



@GTathletics
 @GeorgiaTechFB



@GTathletics
 @GeorgiaTechFB



/GTathletics
 /GTFootball



RamblinWreckTube

GEORGIA TECH FOOTBALL BY THE NUMBERS

- 1**
 Georgia Tech is one win away from becoming bowl eligible in consecutive seasons for the first time since 2013 and 2014.
- 1**
 Georgia Tech is the only ACC team that ranks in the top 25 nationally in both rushing defense (24th - 103.7 ypg) and rushing offense (25th - 204.4 ypg).
- 1/25**
 Georgia Tech is No. 1 in the ACC and 25th nationally in rushing offense (204.4 ypg).
- 2**
 Georgia Tech ranks among the nation's top 40 in both total offense (32nd) and total defense (36th). The Yellow Jackets are one of only two ACC teams that are in the top 40 nationally in both categories, joining Miami (Fla.).
- 5-2**
 Georgia Tech's 5-2 record through seven games is its best since it also opened 5-2 in 2014.
- 7**
 Georgia Tech ranks in the top 10 nationally in seven different official NCAA statistical rankings — fewest sacks allowed (1st - 0.14/gm), blocked kicks (t-1st - 4), fewest turnovers lost (t-2nd - 2), fewest interceptions thrown (t-2nd - 1), fewest fumbles lost (t-5th - 1), red-zone offense (7th - .963) and first downs (t-8th - 157).
- 9**
 QB **Haynes King** ranks No. 3 nationally (and leads the ACC) with a .712 completion percentage (136-of-191).
- 11**
 Georgia Tech has blocked 11 kicks in 28 games since **Brent Key** took over as the Yellow Jackets' interim head coach in 2022. Since Oct. 1, 2022 (Key's first game at the helm of the Jackets), Tech's 11 blocked kicks are the most in the nation.
- 616**
 Georgia Tech has rushed for a whopping 616 yards over its past two games — 245 vs. Duke (Oct. 5) and 371 at North Carolina (last Saturday). The Yellow Jackets entered the Oct. 5 game against Duke ranked 10th in the ACC and 65th nationally in rushing offense (163.0 ypg). In just two games, they have risen to first in the ACC and 25th nationally at 204.4 rushing yards per game.

A GEORGIA TECH WIN WOULD ...

- up it to 6-2 overall, its best record through eight games since 2014;
- extend its winning streak to three games and give it three-consecutive wins for the first time since it won four-straight games from Oct. 25-Nov. 17, 2018;
- make the Yellow Jackets bowl-eligible in consecutive seasons for the first time since 2013 and 2014;
- be its sixth win in 10 games against nationally ranked opponents under head coach **Brent Key**;
- move it to 7-30-1 all-time against Notre Dame;
- be its first win over the Fighting Irish since 2007;
- be its first home win over ND since 1976;
- give it multiple wins over nationally ranked opponents in three-consecutive seasons for the first time 1955-57;
- up it to 2-3 all-time at Mercedes-Benz Stadium.

A GEORGIA TECH LOSS WOULD ...

- drop it to 5-3 on the season;
- be its fourth-straight loss to Notre Dame;
- even its record against top-25 opponents under head coach **Brent Key** at 5-5;
- drop it to 6-31-1 all-time against ND;
- drop it to 1-4 all-time at Mercedes-Benz Stadium.



GEORGIA TECH HEAD COACH BRENT KEY

Brent Key, a Georgia Tech alumnus and football letterwinner, was officially named the 21st head coach in Tech football history on Nov. 29, 2022.

After winning just 10 of its previous 38 games, Georgia Tech is 11-10 in Key's 21 games as the head coach at his alma mater, including a 7-6 mark in his first full season at the helm in 2023. The winning season was Tech's first since 2018 and was capped by a 30-17 win over UCF in the 2023 Union Home Mortgage Gasparilla Bowl in Tampa, Fla., which was the Yellow Jackets' first postseason victory since 2016.

The Jackets' 7-6 mark in 2023 included wins over No. 17 Miami (Fla.) and No. 17 North Carolina, which moved Georgia Tech to 4-0 against nationally ranked Atlantic Coast Conference opponents in Key's 21 games as head coach. Tech finished 5-3 overall in ACC play in '23, good for a tie for fourth place in the 14-team conference after being picked to finish 12th in the league's preseason poll.

The Yellow Jackets' success in 2023 was highlighted by one of the nation's most prolific offenses. Befitting Key's background as an all-ACC offensive lineman and one of college football's most successful offensive line coaches, the Jackets led the ACC and ranked among the top 15 nationally in rushing offense (203.8 ypg – 12th nationally) and sacks allowed (1.15 pg – 15th) in '23.

However, the offense wasn't the only area where the Jackets reflected their head coach's identity in '23, as they also ranked among the ACC and national leaders in blocked kicks (four – good for first in the ACC and a tie for third nationally), turnovers forced (25 – second in the ACC and ninth nationally) and fewest penalties (5.15 pg – third in the ACC).

Seven different Yellow Jackets earned all-ACC recognition in 2023, highlighted by all-America safety Jaylon King. Additionally, three freshmen – PK Aidan Birr, OL Ethan Mackenny and WR Eric Singleton Jr. – earned freshman all-America honors, putting a spotlight on the Jackets' bright future under Key.

Key took the reins of the program on a full-time basis after leading the Yellow Jackets to a 4-4 record over the final eight games of the 2022 season as interim head coach. The four wins included two road victories over nationally ranked opponents – a 26-21 win at No. 24 Pitt in his first game at the helm on Oct. 1 and a 21-17 triumph at No. 11 North Carolina on Nov. 19. The Jackets overcame a plethora of injuries – including to its top two quarterbacks – to finish 5-7 overall and 4-4 in Atlantic Coast Conference play after a 1-3 (0-1 ACC) start. The overall and conference win totals were Tech's highest since 2018, as was its fourth-place finish in the ACC Coastal Division standings (the Jackets defeated all three teams that finished ahead of them in the division standings – North Carolina, Pitt and Duke).

A 2001 Georgia Tech graduate (management), Key is the fifth Tech alumnus to serve as the Yellow Jackets' head coach, joining William Alexander (1912 graduate; head coach from 1920-44), Bill Fulcher (1956; 1972-73), Pepper Rodgers (1955; 1974-79) and Bill Curry (1965; 1980-86). Key played offensive line for the Jackets from 1996-2000.

Prior to being named Georgia Tech's interim head coach on Sept. 26 of this season, Key was in his fourth season as the Yellow Jackets' assistant head coach, run game coordinator and offensive line coach. In his four seasons at his alma mater, Georgia Tech's run game produced an all-American, three all-Atlantic Coast Conference honorees and finished in the top half of the ACC in rushing offense twice. Key has also mentored a pair of all-ACC offensive linemen.

Despite battling a rash of injuries across the offensive front throughout the season, 2021 marked the second-straight season that Tech's rushing offense ranked in the top half of the ACC under Key's watch, with tackle Devin Cochran earning honorable-mention all-ACC recognition before going on to sign with the National Football League's Cincinnati Bengals.

In 2020, the Jackets ranked fourth in the ACC in fewest sacks allowed (2.3 per game) and fifth in the league in rushing (190.8 yards per game), all with a true freshman (Jordan Williams) starting 9-of-10 games at right tackle.

Despite a multitude of injuries, the Jackets' offensive line improved throughout the 2019 season, as it went through the monumental transition from an option-based scheme to a pro-style, spread attack. During a one late-season three-game stretch, Tech faced teams that ranked first (Pitt), fourth (Miami) and eighth (Virginia) nationally in sacks. Tech's offensive front allowed just five total sacks in those three games, including none against eventual ACC Coastal Division champion Virginia. In all, the Jackets didn't surrender a sack in two of its final four contests.

Key came back to his alma mater after three seasons as offensive line coach at Alabama (2016-18), where he helped lead the Crimson Tide to two Southeastern Conference championships, three College Football Playoff championship games and the 2017 national title.

In each of his three seasons at Alabama, Key's offensive lines were finalists for the Joe Moore Award, which is presented annually to the nation's top offensive front, and was the only group in the nation to receive the honor all three seasons. He also coached four All-Americans (including two unanimous picks – tackle Cam Robinson in 2016 and tackle Jonah Williams in 2018) and nine all-SEC selections (including seven first-teamers) during his time with the Tide. In addition to being unanimous All-Americans, Robinson won the 2016 Outland Trophy as the nation's best interior lineman and Williams was a finalist for the award in '18. They also won the Jacobs Blocking Trophy (SEC's top offensive lineman) in '16 and '18, respectively.

Seven linemen that Key coached in his three seasons at Alabama went on to be selected in the National Football League Draft — Jerrick Wills (No. 10 overall, Cleveland Browns, 2020), Williams (No. 11 overall, Cincinnati Bengals, 2019), Alex Leatherwood (No. 17 overall, Las Vegas Raiders, 2021), Robinson (No. 34 overall, Jacksonville Jaguars, 2017), Ross Pierschbacher (fifth round, Washington Redskins, 2019), Bradley Bozeman (sixth round, Baltimore Ravens, 2018) and Deonte Brown (sixth round, Carolina Panthers, 2021).

Key was also lauded for his work on the recruiting trail at Alabama. He was tabbed as the nation's No. 2 recruiter by 247Sports for his work in landing the Crimson Tide's 2019 class and the No. 1 recruiter in the nation for his efforts with the 2020 class.

Prior to his three-year stint at Alabama, Key spent 11 seasons at UCF (2005-15). He started at UCF as a graduate assistant and worked his way up to assistant head coach (2012-15) and offensive coordinator (2014-15). He also coached tight ends for three seasons (2006-08), offensive line for six seasons (2009-14), running backs for one season (2015), was special teams coordinator for one season (2008) and recruiting coordinator for six seasons (2007, 2010-14) with the Knights. In 2012, 2013 and 2014, Key was nominated for the Broyles Award, given to the top assistant coach in college football.

During Key's 11 seasons at UCF, the Knights won four conference championships (2007, 2010, 2013 and 2014), highlighted by a 12-1 campaign in 2013, which culminated with a 52-42 win over No. 5 Baylor in the Fiesta Bowl. The Knights beat two top-10 teams in '13 (Baylor and No. 8 Louisville) and Key's offensive front, which did not allow a sack against Penn State, Louisville, UConn or Baylor, helped pave the way for UCF to average 441.5 yards and 34.6 points per game, both among the highest marks in program history. His offensive line also provided protection for American Athletic Conference Offensive Player of the Year Blake Bortles.

In his six seasons as UCF's offensive line coach, eight different linemen earned all-conference recognition a total of 16 times and four went on to play in the NFL, including 2011 third-round draft pick Jah Reid. He also coached an NFL draft pick at tight end in Mike Merritt (2008).

During his time at UCF, Key coached under his head coach as a student-athlete at Georgia Tech, George O'Leary.

Key got his start in coaching as a graduate assistant at Georgia Tech in 2001-02 and served as tight ends and running backs coach at Western Carolina in 2004.

After redshirting as a true freshman, Key was a four-year starter at Georgia Tech (1997-2000). While making 44-straight starts at right guard, Key was a part of a senior class that led Georgia Tech to four-straight bowl appearances for the first time since 1953-56. As a sophomore in 1998, he helped lead Tech to a 10-2 record and a share of the ACC championship. During his junior campaign in 1999, the Jackets ranked No. 1 nationally in total offense (509.0 ypg). He was voted a team captain and all-ACC as a senior in 2000. In all, he was a key cog in an offensive front that helped the Yellow Jackets lead the ACC in rushing three times.

A Clay, Ala. native, Key, 46, was an all-state performer at Hewitt-Trussville H.S. He and his wife, Danielle, have a daughter, Harper.

<p>THE BRENT KEY FILE</p> <p>Personal Hometown: Clay, Ala. Education: Georgia Tech, 2001 Family: Wife: Danielle; Child: Harper</p> <p>Coaching Experience 2001-02 – Georgia Tech (Graduate Assistant) 2004 – Western Carolina (Tight Ends/Running Backs) 2005 – UCF (Graduate Assistant) 2006 – UCF (Tight Ends) 2007 – UCF (Tight Ends/Recruiting Coordinator) 2008 – UCF (Tight Ends/Special Teams Coordinator) 2009 – UCF (Offensive Line) 2010-11 – UCF (Offensive Line/Recruiting Coordinator) 2012-13 – UCF – (Asst. Head Coach/OL/Recruiting Coord.) 2014 – UCF (Asst. Head Coach/OC/OL/Recruiting Coord.) 2015 – UCF (Asst. Head Coach/OL/Running Backs) 2016-18 – Alabama (Offensive Line) 2019-22 – Georgia Tech (Asst. HC/Run Game Coord./OL) 2022 – Georgia Tech (Interim Head Coach) 2023- – Georgia Tech (Head Coach)</p>	<p>GEORGIA TECH ALUMNI TO SERVE AS TECH FOOTBALL'S HEAD COACH</p> <p>William Alexander Graduated from Georgia Tech: 1912 Seasons as head coach: 1920-44 (25 seasons) Record as head coach: 134-95-15 (.580)</p> <p>Bill Fulcher Graduated from Georgia Tech: 1956 Seasons as head coach: 1972-73 (Two seasons) Record as head coach: 12-10-1 (.543)</p> <p>Pepper Rodgers Graduated from Georgia Tech: 1955 Seasons as head coach: 1974-79 (Six seasons) Record as head coach: 34-31-2 (.522)</p> <p>Bill Curry Graduated from Georgia Tech: 1965 Seasons as head coach: 1980-86 (Seven seasons) Record as head coach: 31-43-4 (.423)</p> <p>Brent Key Graduated from Georgia Tech: 2001 Seasons as head coach: 2022 (interim); 2023-pres. (permanent) Record as head coach: 16-12 (.571)</p>
---	--

NOTING LAST WEEK'S WIN OVER UNC

• ACC Running Back of the Week **Jamal Haynes'** 68-yard touchdown run with just 16 seconds left on the clock lifted Georgia Tech to a thrilling 41-34 win at North Carolina last Saturday.

• Georgia Tech led 34-24 with less than four minutes to go, but saw North Carolina score 10 points in a 2:43 span to tie the game at 34-apiece with 44 seconds remaining.

• However, two plays after the Tar Heels knotted the score at 34-34, Haynes burst through a hole and left a line of Tar Heels, improbably giving the Yellow Jackets a 41-34 lead with 16 seconds to go.

• The Jackets scored the game-winning points on their final offensive play for the fourth time in 28 games under head coach **Brent Key** (prev.: 2022 vs. Duke, 2023 at Miami (Fla.) and 2024 vs. Florida State).

• Georgia Tech amassed 505 yards of total offense, including a whopping 371 on the ground, and averaged 7.1 yards per play and 7.7 yards per rush in the win.

• Tech's 371 rushing yards were its most in a game since it had 377 in a 56-33 win over Duke on Nov. 28, 2020.

• Haynes' game-winning 68-yard touchdown run capped a career-best 170-yard rushing day on 19 carries (8.9 avg.).

• Haynes' 170 rushing yards shattered his previous career high of 128, set the previous week vs. Duke (Oct. 5) and in the 2023 Union Home Mortgage Gasparilla Bowl vs. UCF (Dec. 22, 2023)

• QB **Haynes King** rushed for 107 yards on 11 carries (9.7 avg.) to give the Jackets two 100-yard rushers in the same game for the first time since QB Jeff Sims and current San Francisco 49ers RB Jordan Mason had 108 and 105, respectively, vs. Duke on Nov. 28, 2020.

• The win was Georgia Tech's fourth-straight and sixth in its last seven games versus North Carolina.

• The win was Tech's third-straight at UNC's Kenan Stadium.

• The Yellow Jackets moved to 34-22-3 all-time versus North Carolina.

• Georgia Tech had a season-high two takeaways (prev.: 1 – three times).

• The Jackets did not commit a turnover and moved to 3-0 this season and 10-3 under Key when it wins the turnover battle.

• Georgia Tech's three sacks defensively matched a season high (prev.: 3 vs. VMI – Sept. 14).

• RG **Keylan Rutledge** was named ACC Offensive Line-man of the Week for his role in the Yellow Jackets rushing for 371 yards while also not allowing a sack for the sixth time in seven games this season.

• WR **Malik Rutherford** caught a pass for the 23rd-consecutive game, the ninth-longest streak in Georgia Tech history.

• True Fr. TE **Luke Harpring**, who had one reception for 7 yards coming into the game, caught two passes for a team-high 36 yards.

GEORGIA TECH-NOTRE DAME SERIES HISTORY

• Georgia Tech and Notre Dame are meeting for the 38th time in a series that dates back to 1922.

• Notre Dame is Georgia Tech's 12th-most common opponent all time, its second-most common opponent that isn't a member of the ACC or SEC and its most common opponent from north of the Mason-Dixon Line.

GEORGIA TECH'S MOST COMMON OPPONENTS

Team	All-Time Meetings
Georgia	117
Auburn	92
Duke	91
Clemson	88
North Carolina	59
Alabama	52
Tulane	50
Virginia	45
Tennessee	44
Florida	39
Vanderbilt	38
Notre Dame	37

• Georgia Tech trails the all-time series, 6-30-1.

• The Yellow Jackets and Notre Dame are meeting for the third time in five seasons. Tech fell to the No. 4-ranked Fighting Irish, 31-13, on Oct. 31, 2020 at Bobby Dodd Stadium and dropped a 55-0 decision at No. 6 ND on Nov. 20, 2021.

• Tech's three-games-in-five-years stretch against Notre Dame is the most that the Jackets have played the Irish in a five-year span since the teams met annually for eight-straight years from 1974-81.

GEORGIA TECH-NOTRE DAME SERIES RESULTS

DATE	GT	OPP	RESULT
10/28/1922	-	-	h L 3-13
11/27/1923	-	-	a L 7-35
11/1/1924	-	-	a L 3-34
10/31/1925	-	-	h L 0-13
10/30/1926	-	-	a L 0-12
10/29/1927	-	-	a L 7-26
10/20/1928	-	-	h W 13-0
11/2/1929	-	-	h L 6-26
10/8/1938	-	5	a L 6-14
10/7/1939	-	2	a L 14-17
10/12/1940	-	6	a L 20-26
10/11/1941	-	8	h L 0-20
10/3/1942	6	-	a W 13-6
10/2/1943	-	1	a L 13-55
11/25/1944	10	18	h L 0-21
10/6/1945	-	3	h L 7-40
10/24/1953	4	1	a L 14-27
11/7/1959	19	-	a W 14-10
11/18/1967	-	9	h L 3-36
11/16/1968	-	9	a L 6-34
11/15/1969	-	9	h L 20-38
11/14/1970	-	1	a L 7-10
9/9/1974	-	2	h L 7-31
11/8/1975	-	12	a L 3-24
11/6/1976	-	11	h W 23-14
11/5/1977	-	5	a L 14-69
11/18/1978	20	10	h L 21-38
10/6/1979	-	10	a L 13-21
11/8/1980	-	1	h T 3-3
11/7/1981	-	-	a L 3-35
9/6/1997	-	11/13	h L 13-17
1/1/1999	12/12	17/18	n ¹ W 35-28
9/2/2006	-	2/73	h L 10-14
9/1/2007	-	-	a W 33-3
9/19/2015	14/16	8/10	a L 22-30
10/31/2020	-	4/4	h L 13-31
11/20/2021	-	6/6	a L 0-55

Home: 2-13-1 Away: 3-17 Neutral: 1-0
 1 – Gator Bowl (Jacksonville, Fla.)

TECH'S MOST MEMORABLE GAMES VS. ND

1942: GEORGIA TECH 13, NOTRE DAME 6

Georgia Tech won at Notre Dame for the first time in eight tries. Freshman phenom Clint Castleberry threw a touchdown pass in his only season at Tech, before dying while piloting a plane during World War II.

1976: GEORGIA TECH 23, NOTRE DAME 14

In the "Passless Upset," the Jackets – with freshman QB Gary Lanier (now a member of Georgia Tech's Alexander-Tharpe Fund staff) running Pepper Rodgers' option to perfection – didn't throw a pass in shocking the 11th-ranked Irish.

1980: GEORGIA TECH 3, NOTRE DAME 3

Bill Curry's first team as head coach of the Jackets, which finished 1-9-1 on the season, nearly stunned the unbeaten, No. 1 Irish. Tech led for much of the game before ND hit a game-tying 47-yard field goal with 4:44 remaining to escape with the tie.

1999 GATOR BOWL: GA. TECH 35, NOTRE DAME 28

Dez White (129 receiving yards, two TD) and Joe Hamilton (three TD passes, one TD reception) were co-MVPs, capping Tech's first 10-win season since 1990 and a securing a final national ranking of No. 9.

2007: GEORGIA TECH 33, NOTRE DAME 3

Tashard Choice ran for 196 yards and Tech outgained the Fighting Irish by a 386-122 margin and handed ND what remains as the most-lopsided season-opening loss in its program history.

2024 ACC STANDINGS

	ACC		Overall	
Clemson	4-0	1.000	5-1	.833
Miami (Fla.)	2-0	1.000	6-0	1.000
Pitt	2-0	1.000	6-0	1.000
SMU	2-0	1.000	5-1	.833
Syracuse	2-1	.667	5-1	.833
Louisville	2-1	.667	4-2	.667
Virginia	2-1	.667	4-2	.667
Georgia Tech	3-2	.600	5-2	.714
Duke	1-1	.500	5-1	.833
Boston College	1-1	.500	4-2	.667
Virginia Tech	1-1	.500	3-3	.500
Stanford	1-2	.333	2-4	.333
Wake Forest	1-2	.333	2-4	.333
Florida State	1-4	.200	1-5	.167
California	0-3	.000	3-3	.500
North Carolina	0-3	.000	3-4	.429
NC State	0-3	.000	3-4	.429



TECH vs. RANKED OPPONENTS

• Georgia Tech is 5-4 against ranked opponents under head coach **Brent Key**.

• The Yellow Jackets are an ultra-impressive 5-1 against ranked Atlantic Coast Conference competition under Key, with four of the five wins coming away from home (26-21 at No. 24 Pitt - Oct. 1, 2022; 21-17 at No. 13/11 North Carolina - Nov. 19, 2022; 23-20 at No. 17 Miami (Fla.) - Oct. 7, 2023; 46-42 vs. No. 17 North Carolina - Oct. 28, 2023; 24-21 vs. No. 10 Florida State, Aug. 24, 2024). The Jackets suffered their first defeat to a ranked ACC opponent under Key in their 31-19 loss at Louisville on Sept. 21.

• With a pair of wins over nationally ranked teams in each of the last two seasons, the Yellow Jackets have defeated multiple ranked teams in consecutive seasons for the first time since 2008 and 2009. With another win over a ranked team this season, Tech will have claimed victories over multiple ranked teams in three-straight seasons for the first time since 1955-57.

• Key became the second coach in Georgia Tech history to ever defeat a ranked opponent in his first game as the Yellow Jackets' head coach when the Yellow Jackets knocked off No. 24 Pitt, 26-21, on Oct. 1, 2022. Tech head coaches were previously 1-4 when facing nationally ranked teams in their GT debuts (Bill Fulcher – L, 34-3 vs. No. 15 Tennessee – 1972; Pepper Rodgers – L, 31-7 vs. No. 2 Notre Dame – 1974; Bill Curry – L, 26-3 vs. No. 2 Alabama – 1980; Mac McWhorter – W, 24-14 vs. No. 11 Stanford – 2001 Seattle Bowl; Geoff Collins – L, 52-14 vs. No. 1 Clemson – 2019).

GEORGIA TECH ALL-TIME vs. AP TOP 25

	ALL	H	A	N	BOWL
Top 25	96-186-6	51-84-4	28-93-2	17-13	16-8
vs. ACC	32-47	19-21	12-25	1-2	0-0
vs. No. 1	2-13-1	1-5-1	1-8	0-0	0-0
vs. No. 2	0-10-1	0-5-1	0-4	0-1	0-0
vs. No. 3	1-11	0-6	1-5	0-0	0-0
vs. No. 4	3-12	2-8	1-4	0-0	0-0
vs. No. 5	3-13	1-8	2-6	0-0	0-0
vs. No. 6	5-7	3-4	1-4	1-0	1-0
vs. No. 7	3-13	2-5	0-6	1-2	1-1
vs. No. 8	5-10	3-4	1-6	1-0	1-0
vs. No. 9	7-11	4-3	1-6	1-1	1-1
vs. No. 10	5-10	0-4	1-5	-1	3-1
vs. No. 11	4-7	1-2	1-4	2-1	2-1
vs. No. 12	5-6	2-2	2-4	1-0	1-0
vs. No. 13	7-8	2-2	3-3	1-2	1-1
vs. No. 14	2-12	1-7	1-5	0-0	0-0
vs. No. 15	4-6-2	3-5-1	0-1-1	1-0	1-0
vs. No. 16	5-5-2	4-0-1	1-4-1	0-1	0-0
vs. No. 17	11-6	7-2	2-2	2-2	2-2
vs. No. 18	7-7	4-3	3-4	0-0	0-0
vs. No. 19	7-4	2-1	3-3	2-0	2-0
vs. No. 20	4-8	3-5	1-3	0-0	0-0
vs. No. 21	2-1	2-1	0-0	0-0	0-0
vs. No. 22	2-4	2-2	0-2	0-0	0-0
vs. No. 23	3-1	1-0	2-0	0-1	0-1
vs. No. 24	1-0	0-0	1-0	0-0	0-0
vs. No. 25	2-4*	1-2	0-1	1-1	0-0

* One win vacated due to NCAA sanctions

TECH IN THE NATIONAL RANKINGS

• Georgia Tech was nationally ranked for the first time since 2015 when it came in at No. 23 in the *Associated Press* Top 25 poll on Sept. 3.

• The Yellow Jackets' ranking was their first since they were No. 20 in AP poll on Sept. 20, 2015.

• Tech has been ranked in the AP poll 308 times since the poll's inception in 1936 (the poll listed 20 teams from 1936-88, except for from 1961-67, when only 10 teams were ranked; it began ranking 25 teams in 1989).

ASSOCIATED PRESS TOP 25 POLL (OCT. 6)

Team (1st-place votes)	Points	Record	Prev.
1 Texas (56)	6-0	1544	1
2 Oregon (6)	6-0	1493	3
3 Penn State	6-0	1380	4
4 Ohio State	5-1	1357	2
5 <i>Georgia</i>	5-1	1300	5
6 <i>Miami (FL)</i>	6-0	1232	6
7 Alabama	5-1	1127	7
8 LSU	5-1	994	13
9 Iowa State	6-0	982	11
10 Clemson	5-1	980	10
11 Tennessee	5-1	959	8
12 <i>Notre Dame</i>	5-1	914	11
13 BYU	6-0	889	14
14 Texas A&M	5-1	744	15
15 Boise State	5-1	597	17
16 Indiana	6-0	580	18
17 Kansas State	5-1	567	18
18 Ole Miss	5-2	511	9
19 Missouri	5-1	409	21
20 Pittsburgh	6-0	397	22
21 SMU	5-1	260	25
22 Illinois	5-1	249	23
23 Army	6-0	137	NR
24 Michigan	4-2	133	24
25 Navy	5-0	84	NR

Other receiving votes: Vanderbilt 68, Nebraska 62, Arizona State 39, Oklahoma 36, Washington State 32, Iowa 29, Texas Tech 18, *Syracuse* 13, Arkansas 13, Utah 7, *Louisville* 6, Southern California 5, Liberty 2, UNLV 1.

U.S. LBM COACHES TOP 25 POLL (OCT. 6)

Team (1st-place votes)	Points	Prev.	Record
1 Texas (52)	1,348	1	6-0
2 Oregon (2)	1,298	3	6-0
3 Penn State	1,197	5	6-0
4 <i>Georgia</i>	1,169	4	5-1
5 Ohio State	1,123	2	5-1
6 <i>Miami (Fla.)</i>	1,083	6	6-0
7 Alabama	989	7	5-1
8 LSU	895	10	5-1
9 Clemson	888	11	5-1
10 Tennessee	878	9	5-1
11 <i>Notre Dame</i>	821	12	5-1
12 Iowa State	808	13	6-0
13 BYU	674	15	6-0
14 Texas A&M	622	14	5-1
15 Mississippi	523	8	5-2
16 Missouri	510	18	5-1
17 Kansas State	462	19	5-1
18 Indiana	454	20	6-0
19 Boise State	364	22	5-1
20 Pittsburgh	333	24	6-0
21 Illinois	231	23	5-1
22 Michigan	221	21	4-2
23 SMU	183	25	5-1
24 Army	98	NR	6-0
25 Nebraska	87	NR	5-1

Others receiving votes: Oklahoma 81; Arizona State 49; Navy 37; Utah 31; Vanderbilt 26; *Syracuse* 13; UNLV 12; Iowa 12; Texas Tech 9; Liberty 9; Washington State 8; Memphis 4; *Louisville* 4; James Madison 3; Tulane 2;
Georgia Tech opponents in italics

OFFENSE

• Through seven games, Georgia Tech's offense ranks among the top 30 nationally in 10 official statistical rankings.

OFFENSIVE STATISTICAL RANKINGS - 2024

Category	No.	National	ACC
Sacks Allowed	0.14 pg	1st	1st
Turnovers Lost	2	2nd	1st
Passes Had Intercepted	1	2nd	1st
Fumbles Lost	1	5th	2nd
Red Zone Offense	.963	7th	1st
First Downs	157	8th	4th
Completion Pct.	.706	10th	1st
4th-Down Conversion Pct.	.769	14th	2nd
Rushing Offense	204.4 ypg	25th	1st
Tackles for Loss Allowed	4.14 pg	26th	2nd

• The Yellow Jackets are averaging 5.4 yards per rush, which ranks 15th nationally this season.

• Georgia Tech is averaging 6.3 yards per play, which ranks 24th nationally.

• The Jackets are averaging 7.6 yards per pass attempt, which ranks 54th nationally.

• Tech is one of only nine teams nationally (and three in the ACC) that ranks in the top 15 nationally in yards per rush, the top 25 in yards per play and the top 55 yards per pass attempt.

TOP 15 IN RUSH YDS/ATT., TOP 25 IN YDS/PLAY, TOP 55 IN YDS/PASS ATTEMPT — FBS, 2024

Georgia Tech	Army	Boise State
Clemson	Jacksonville State	Louisiana-Lafayette
Miami (Fla.)	Navy	Ohio State

• Georgia Tech has allowed just one sack this season and ranks No. 1 nationally with 0.14 sacks allowed per game.

• Tech is one of only three NCAA Division I FBS teams — and the only one from a Power Four conference — that has surrendered only one sack this season.

FEWEST SACKS ALLOWED — FBS, 2024

Team	Games	Sacks	Sacks/Gm	Pass Att.
Georgia Tech	7	1	0.14	204
Army West Point	6	1	0.17	46
New Mexico	6	1	0.17	213

• Prior to allowing its first sack of the season on Oct. 5 versus Duke, the Yellow Jackets had gone six-consecutive games overall without surrendering a sack, dating back to last year's season-ending win over UCF in the Union Home Mortgage Gasparilla Bowl.

• The string of six-straight games without a sack allowed, doubled Georgia Tech's previous record for consecutive games with no sacks allowed since sacks became an official NCAA statistic in 2000.

MOST CONSECUTIVE GAMES WITH 0 SACKS ALLOWED — GEORGIA TECH HISTORY*

Games	Dates	Opponents
6	Dec. 22, 2022-Sept 21, 2024	UCF, FSU, GSU, SYR, VMI, LOU
3	Oct. 25-Nov. 8, 2014	PITT, UVA, NCSU
3	Sept. 29-Oct. 13, 2007	CLEM, MD, MIA
3	Oct. 6-29, 2005	NCSU, DUKE, CLEM
3	Nov. 9-25, 2000	UVA, MD, UGA

* since sacks became an official NCAA statistic in 2000

• Dating back to the final two games of the 2022 season, Georgia Tech has not surrendered a sack in 12 of its last 22 games.

• Prior to allowing not allowing a sack in 12 of their last 22 games, the Yellow Jackets had surrendered a sack in 27-of-28 games.

• After finishing 93rd nationally and ninth in the ACC with 21 turnovers lost last season, Georgia Tech is tied for second nationally and leads the ACC with just two turnovers lost through seven games this season.

• In addition to ranking second nationally in fewest turnovers lost, the Yellow Jackets also rank in the top 10 nationally in fewest interceptions thrown (1 - t-second) and fewest fumbles lost (1 - t-fifth).

• The Yellow Jackets are a near perfect 26-for-27 in the red zone this season, with 21 touchdowns and five field goals. The Jackets lead the ACC and rank seventh nationally in red-zone offense (.963).

• Tech's .706 completion percentage (144-of-204) leads the ACC, ranks 10th nationally and is on pace to shatter the single-season school record of .652 (208-of-319), set in 1999.

• Georgia Tech leads the ACC and ranks 25th nationally in rushing offense (204.4 ypg).

• The Yellow Jackets entered their game against Duke (Oct. 5) ranked 10th in the ACC and 65th nationally in rushing offense (163.0 ypg), but have rushed for a whopping 616 yards over the past two games — 245 vs. Duke and 371 at North Carolina (last Saturday).

• Tech's 371 rushing yards last Saturday against North Carolina were its most in a game since it ran for 377 yards against Duke on Nov. 28, 2020.

• With three 200-yard rushing games this season (371 vs. UNC, 245 vs. Duke and 225 vs. Georgia State on Aug. 31), Georgia Tech has rushed for at least 200 yards in nine of its last 14 games (dating back to Oct. 21, 2023 vs. Boston College).

• A dominant ground game has been a predictor of Georgia Tech's success in recent seasons, as Tech has run for at least 200 yards in 15 of its last 26 wins.

• The Yellow Jackets' five touchdown runs last Saturday at UNC were tied for their most TD runs in a game over their last 73 contests (dating back to Oct. 13, 2018). During that 73-game span, the Jackets also rushed for five TDs in wins over Western Carolina (Sept. 10, 2022) and Virginia (Nov. 4, 2023).

• Georgia Tech is one of only four NCAA Division I FBS teams this season with three players that have at least four rushing touchdowns, and the only team with multiple quarterbacks that have rushed for at least four TDs.

TEAMS WITH 3 PLAYERS* WITH 4+ RUSHING TDS — FBS, 2024

Team	Players	Position	TDs
Georgia Tech	Jamal Haynes	RB	7
	Haynes King	QB	6
	Zach Pyron	QB	4
Ohio State	Quinshon Judkins	RB	6
	Will Howard	QB	5
	TreVeyon Henderson	RB	4
Indiana	Ty Son Lawton	RB	7
	Justice Ellison	RB	6
	Elijah Green	RB	4
Nevada	Savion Red	RB	7
	Patrick Garwo III	RB	5
	Brendon Lewis	QB	4

• On Sept. 14 vs. VMI, Georgia Tech set season highs in nearly every other offensive category, including points (59), passing yards (382) and total yards (572).

• Tech's 59 points against VMI were its most in a game since a 66-31 win over Louisville on Oct. 5, 2018.

• The Yellow Jackets' 30 first downs vs. VMI were tied for the ninth-most in program history and the most since the Jackets had a program-record 35 at Virginia Tech on Oct. 25, 2018.

• Georgia Tech's 382 passing yards vs. VMI were the sixth-most in program history and were the most since the Yellow Jackets had a program-record 486 versus Virginia on Nov. 10, 2001.

• Tech's 38 first-half points against VMI were tied for the 10th-most points in any half in program history and were the most since the Jackets scored 48 points in the first half vs. Alcorn State on Sept. 3, 2015.

• The Yellow Jackets' five touchdowns in the first half vs. VMI were tied for the 10th-most in a half in program history and were the Jackets' most since they scored five TDs in the second half vs. Louisville on Oct. 9, 2020.

• Georgia Tech's 363 yards of total offense in the first half against VMI were the 11th-most in any half in program history and were the Yellow Jackets' most since they had 364 yards in the second half vs. Tennessee on Sept. 4, 2017.

• On Sept. 7 at Syracuse, Georgia Tech was relatively contained offensively through the first three-and-a-half quarters, as it had just 247 yards of offense with 8:39 to go in the game. However, the Yellow Jackets exploded for 131 yards in a 6:08 span late in the final period, scoring two touchdowns and cutting their deficit from 31-14 to 31-28.

• On Aug. 31 vs. Georgia State, Georgia Tech also had a relatively slow start on offense. The Yellow Jackets had just 79 total yards, including only 8 rushing yards, with 3:49 to go in the first half. However, the Jackets went on to amass 420 yards, including 217 on the ground, over the final 33:49 of the game and finished with 499 yards of total offense.

• In its 31-19 loss at No. 19/20 Louisville (Sept. 21), Georgia Tech had its streak of 17-straight games scoring at least 21 points snapped. The 17-game string of consecutive 21-point games was Tech's longest since it scored at least 21 in 17 games in a row from 2014-15 (all 14 games in '14 plus first three contests in '15).

• Georgia Tech has scored 30 or more points eight times since the beginning of last season, after only scoring 30 or more a total of nine times in the previous four seasons combined (2019-22).

• Georgia Tech has completed at least 21 passes in 5-of-7 games this season (25 vs. Georgia State - Aug. 31; 29 at Syracuse - Sept. 7; 23 vs. VMI - Sept. 14, 21 at Louisville - Sept. 21 and 23 vs. Duke - last Saturday), which all rank among the Yellow Jackets' top 20 single-game completions totals over the last 22 seasons.

• Tech's 29 completions at Syracuse were tied for the fourth-most in program history and were the Yellow Jackets' most in a game since they completed 30 vs. Maryland on Oct. 17, 2002.



OFFENSE

MOST COMPLETIONS IN A GAME (SINCE 2003)

Completions	Opponent	Year	Result
1. 29	at Syracuse	2024	L, 31-28
2. 28	at Ole Miss	2023	L, 48-23
3. 27	at Virginia	2021	L, 48-40
	at Duke	2003	L, 41-17
5. 25	Georgia State	2024	W, 35-12
	North Carolina	2005	W, 27-21
7. 24	Virginia	2023	W, 45-17
	S.C. State	2022	W, 48-13
	Miami (Fla.)	2022	L, 35-14
	Pitt	2020	L, 52-21
	NC State	2003	W, 29-21
12. 23	Duke	2024	W, 24-14
	VMI	2024	W, 59-7
	North Carolina	2023	W, 46-42
	Bowling Green	2023	L, 38-27
	Duke	2022	W, 23-20
	Clemson	2022	L, 41-10
	at Florida State	2020	W, 16-13
19. 21	at Louisville	2024	L, 31-19
	at UCF	2022	L, 27-10
	at Miami (Fla.)	2021	L, 33-30

• Georgia Tech completed passes to 12 different receivers vs. VMI (Sept. 14), which tied a school record originally set on Dec. 5, 1981 vs. Georgia.

• Georgia Tech's 12 different players with a reception vs. VMI not only matched the school record, but also marked the second time this season that at least 11 different Yellow Jackets have had a reception in a game (11 vs. Georgia State - Aug. 31) and the fourth time in 20 games since the beginning of last season that at least 10 different players have caught passes in a game for Tech (10 at Ole Miss - Sept. 16, 2023 and 10 at Virginia - Nov. 4, 2023).

• Prior to having at least 10 different players with a reception four times over the last two seasons, the feat had only been accomplished 16 times in the 130 previous seasons of Georgia Tech football.

MOST PLAYERS WITH A RECEPTION — GT HISTORY

Players	Opponent	Date
1. 12	VMI	Sept. 14, 2024
	Georgia	Dec. 5, 1981
3. 11	Georgia State	Aug. 31, 2024
	Virginia	Nov. 9, 2000
	Duke	Sept. 24, 1994
	Furman	Sept. 11, 1993
	Virginia	Sept. 19, 1992
	Penn State	Aug. 28, 1991
	Chattanooga	Sept. 22, 1990
	Auburn	Oct. 18, 1986
11. 10	10 times	
	most recently: Virginia	Nov. 4, 2023

• The most consistent mark of Georgia Tech's success on offense is its ability to take care of the football. Since the beginning of 2020, Georgia Tech has averaged just 0.91 turnovers per game in wins but has averaged 1.9 turnovers per game in losses.

• Georgia Tech's offense is guided by second-year offensive coordinator **Buster Faulker**, who came to Tech after winning two national championships in three seasons as a quality control assistant at Georgia (2020-22).

• Faulker boasts 19 years of experience on college football staffs, including 13 seasons as an offensive coordinator at Valdosta State (2008), Murray State (2010), Middle Tennessee (2011-15), Arkansas State (2016-18), Southern Miss (2019) and Georgia Tech (2023-pres.).

• In Faulkner's first season at the helm of Georgia Tech's offense in 2023, the Yellow Jackets ranked among the nation's leaders in rushing offense (12th - 203.8 ypg), fewest sacks allowed (15th - 1.15/gm) and fewest fumbles lost (15th - 4).

QUARTERBACKS

• Through seven games this season, r-Jr. **Haynes King** has added to his resume as one of college football's top signal-callers.

• King ranks among the top 40 nationally in six official statistical categories this season.

HAYNES KING STATISTICAL RANKINGS - 2024

Category	No.	National	ACC
Completion %	.712	9th	1st
Passing Yards	1,568	26th	5th
Rushing Touchdowns	6	29th	5th
Total Offense	274.4	33rd	7th
Passing Efficiency	152.9	34th	6th
Yards/Pass Attempt	8.21	37th	7th

• Most notably, King has completed 71.2% of his passes this season (136-of-191) with eight touchdowns and just one interception.

• King's .712 completion percentage ranks ninth nationally and leads the ACC.

• If King's .712 completion percentage were to stand up through the season, it would shatter the single-season school record of .666, set by Joe Hamilton in 1999 (203-of-305), when he finished second in voting for the Heisman Trophy.

• King has connected on at least better than 70% of his passes in 4-of-7 games this season — 82.8% vs. Georgia State (24-of-29 - Aug. 31), 74.4% at Syracuse (29-of-39 - Sept. 7), 77.3% vs. VMI (17-of-22 - Sept. 14) and 74.2% vs. Duke (23-of-31 - Oct. 5).

• King's .828 completion percentage vs. Georgia State is the second-highest in Georgia Tech history (min. 20 attempts).

• King is one of only two players in Georgia Tech history that has completed at least 80% of his passes in a game with at least 20 attempts, a feat that he has now accomplished twice.

COMPLETION PERCENTAGE — GT HISTORY (MIN. 20 ATT.)

Comp.%	Player	Opponent	Date
.880 (22-25)	Joe Hamilton	Florida State	9/11/99
.828 (24-29)	Haynes King	Georgia State	8/31/24
.809 (17-21)	Joe Hamilton	Maryland	11/22/97
.808 (21-26)	Joe Hamilton	Virginia	11/8/97
.800 (16-20)	Haynes King	Syracuse	11/18/23

• King holds three of the four highest single-game completion percentages in Georgia Tech history for passers with at least 30 attempts.

COMPLETION PERCENTAGE — GT HISTORY (MIN. 30 ATT.)

Comp.%	Player	Opponent	Date
.784 (29-37)	George Godsey	Virginia	11/9/00
.767 (23-30)	Haynes King	North Carolina	10/28/23
.767 (23-30)	Haynes King	Virginia	11/4/23
.742 (23-31)	Haynes King	Duke	10/5/24
.733 (22-30)	Joe Hamilton	Clemson	11/13/99
.733 (22-30)	Joe Hamilton	Duke	11/15/97

• King's 29 completions at Syracuse (Sept. 7) tied for the third-most in Georgia Tech single-game history and tied for the second-most without an interception in the school's all-time annals. Both were the most by a Yellow Jacket since George Godsey also completed 29 passes without an INT vs. Virginia on Nov. 9, 2000.

• His performance at Syracuse marked the second time in his brief Georgia Tech career that King has completed at least 28 passes, both times doing so without an interception.

MOST SINGLE-GAME COMPLETIONS — GT HISTORY

Completions	Player	Opponent	Date
39	George Godsey	Virginia	11/10/01
35*	George Godsey	Clemson	10/28/00
29*	Haynes King	Syracuse	9/7/24
29*	George Godsey	Virginia	11/9/00
28*	Haynes King	Ole Miss	9/16/23
28*	A.J. Suggs	Maryland	10/17/02

* Without an INT

• King completed 17-of-22 passes for 275 yards and three touchdowns in just one half of action vs. VMI (Sept. 14). He did not see action in the second half after helping stake the Yellow Jackets to a 38-0 halftime lead.

• King has accounted for more than 300 yards of total offense three times this season — 302 on Aug. 31 vs. Georgia State (275 passing, 27 rushing), 333 on Sept. 7 at Syracuse (266 passing, 67 rushing) and 370 on Sept. 21 at Louisville (312 passing, 58 rushing).

• King's 370 yards of total offense at Louisville (Sept. 21) were his most since he accounted for 377 in a 46-42 win over No. 17 North Carolina on Oct. 28 of last season.

• King has been responsible for three touchdowns in a game twice this season (two passing and one rushing vs. Georgia State on Aug. 31; one passing and two rushing at Syracuse on Sept. 7).

HAYNES KING — GAME-BY-GAME

2023	Rush	Yds.	TD	C-A-I	Yds.	TD	Off.
Louisville	10	53	0	19-32-1	313	3	366
S.C. State	1	0	0	21-29-0	290	4	290
Ole Miss	13	51	1	28-41-0	307	2	358
Wake Forest	6	53	0	16-27-1	222	2	275
Bowling Green	10	28	0	23-37-2	348	4	376
Miami (Fla.)	10	46	1	12-25-2	151	1	197
Boston College	10	150	1	14-32-3	204	1	354
North Carolina	8	90	0	23-30-1	287	4	377
Virginia	7	83	2	23-30-0	208	1	291
Clemson	11	-3	1	13-31-4	129	2	126
Syracuse	11	82	1	16-20-1	138	2	220
Georgia	10	24	2	11-20-0	158	0	182
UCF	12	89	1	7-13-1	87	1	176
2023 Total	120	737	10	226-367-16	2,842	27	3,579

2024	Rush	Yds.	TD	C-A-I	Yds.	TD	Off.
Florida State	14	64	0	11-16-0	146	0	210
Georgia State	5	27	1	24-29-1	275	2	302
Syracuse	6	67	2	29-39-0	266	1	333
VMI	0	0	0	17-22-0	275	3	275
Louisville	14	58	1	21-32-0	312	0	370
Duke	12	30	0	23-31-0	167	2	197
North Carolina	11	107	2	11-22-0	127	0	244
2024 Total	62	353	6	136-191-1	1,568	8	1,921
GT Career	182	1,090	16	362-558-17	4,410	35	5,500
NCAA Career	223	1,240	17	490-784-27	5,989	45	7,229

• With 312 passing yards at No. 19/20 Louisville (Sept. 21) — just his 18th game at Georgia Tech — King became the 10th player in Tech history with 4,000 passing yards as a Yellow Jacket.

OFFENSE

• King ranks eighth in Georgia Tech history with 4,410 career passing yards as a Yellow Jacket. He needs just 55 yards through the air on Saturday against Notre Dame to pass Jeff Sims for seventh on the Jackets' all-time passing list.

CAREER PASSING YARDS — GT HISTORY

	Yards	Player	Years
1.	8,882	Joe Hamilton	1996-99
2.	8,441	Shawn Jones	1989-92
3.	8,128	Reggie Ball	2003-06
4.	6,137	George Godsey	1998-01
5.	5,249	Mike Kelley	1978-81
6.	4,754	Justin Thomas	2013-16
7.	4,464	Jeff Sims	2020-22
8.	4,410	Haynes King	2023-pres.
9.	4,193	John Dewberry	1983-85
10.	4,080	Eddie McAshan	1970-72

• With 266 passing yards at Syracuse (Sept. 7), King surpassed 5,000 passing yards, which includes three seasons at Texas A&M (2020-22). He needs just 11 more yards to reach 6,000 passing yards for his collegiate career.

• King's 300-yard passing game at Louisville (Sept. 21) was his fourth as a Yellow Jacket, which moved him alone into third place for the most 300-yard passing games in Georgia Tech history.

MOST CAREER 300-YARD PASSING GAMES — GT HISTORY

	300-yd Games	Player	Years
1.	7	Joe Hamilton	1996-99
2.	6	George Godsey	1998-01
3.	4	Haynes King	2023-pres.
	3	Jeff Sims	2020-22
5.	2	Taylor Bennett	2005-07
	2	Tom Luginbill	1994
	2	Michael Kelley	1978-81

• In all, King owns four of the 32 300-yard passing performances in Georgia Tech history.

• With 370 yards of total offense against Louisville, King also became only the 10th player in Georgia Tech history with at least 5,000 yards of total offense as a Yellow Jacket.

CAREER TOTAL OFFENSE — GT HISTORY

	Total Yards	Player	Years
1.	10,640	Joe Hamilton	1996-99
	(1,758 rush, 8,882 pass pass)		
2.	9,579	Reggie Ball	2003-06
	(1,451 rush, 8,128 pass)		
3.	9,296	Shawn Jones	1989-92
	(855 rush, 8,441 pass)		
4.	7,166	Justin Thomas	2013-16
	(2,412 rush, 4,754 pass)		
5.	6,125	George Godsey	1998-01
	(-12 rush, 6,137 pass)		
6.	6,082	Joshua Nesbitt	2007-10
	(2,806 rush, 3,276 pass)		
7.	5,616	Jeff Sims	2020-22
	(1,152 rush, 4,464 pass)		
8.	5,537	Tevin Washington	2009-12
	(2,225 rush, 3,312 pass)		
9.	5,500	Haynes King	2023-pres.
	(1,090 rush, 4,410 pass)		
10.	5,198	Mike Kelley	1978-81
	(-51 rush, 5,249 pass)		
11.	4,823	John Dewberry	1983-85
	(630 rush, 4,193 pass)		
12.	4,262	Eddie McAshan	1970-72
	(182 rush, 4,080 pass)		
13.	4,093	Robert Lavette	1981-84
	(4,066 rush, 27 pass)		
14.	4,025	TaQuon Marshall	2015-18
	(2,189 rush, 1,836 pass)		
15.	4,010	Donnie Davis	1992-95
	(749 rush, 3,261 pass)		

• With 234 yards of total offense last Saturday at North Carolina, King surpassed 7,000 yards of total offense in his collegiate career.

• At Syracuse (Sept. 7), King became the eighth player in Georgia Tech history with at least 30 touchdown passes as a Yellow Jacket.

CAREER TOUCHDOWN PASSES — GT HISTORY

	TD Passes	Player	Years
1.	65	Joe Hamilton	1996-99
2.	57	Reggie Ball	2003-06
3.	51	Shawn Jones	1989-92
4.	41	George Godsey	1998-01
5.	40	Justin Thomas	2013-16
6.	35	Haynes King	2023-pres.
7.	32	Eddie McAshan	1970-72
8.	30	Jeff Sims	2020-22
9.	27	John Dewberry	1983-85
10.	23	Mike Kelley	1978-81

• With 107 rushing yards last Saturday at North Carolina (his 20th game at Georgia Tech), King became the 10th quarterback in Tech history with 1,000 rushing yards as a Yellow Jacket.

• King's 100-yard rushing game last Saturday at UNC was his second as a Yellow Jacket (prev.: 150 vs. Boston College - Oct. 21, 2023).

• King ranks ninth among QBs in Tech history with 1,090 rushing yards as a Yellow Jacket.

CAREER RUSHING YARDS BY A QB — GT HISTORY

	Rushing Yds.	Player	Years
1.	2,806	Joshua Nesbitt	2007-10
2.	2,412	Justin Thomas	2013-16
3.	2,225	Tevin Washington	2009-12
4.	2,131	TaQuon Marshall	2015-18
5.	1,758	Joe Hamilton	1996-99
6.	1,451	Reggie Ball	2003-06
7.	1,152	Jeff Sims	2020-22
8.	1,136	Tobias Oliver	2018-21
9.	1,090	Haynes King	2023-pres.
10.	1,057	Vad Lee	2012-13

• King was one of only two Power Five conference players that had at least 2,800 passing yards, 700 rushing yards, 25 touchdown passes and 10 touchdown runs last season, joining Heisman Trophy winner and the eventual No. 2 pick in the 2024 NFL Draft, Jayden Daniels (LSU).

2,800 PASS YDS, 700 RUSH YDS, 25 TD PASSES, 10 TD RUNS — POWER FIVE CONFERENCES, 2023

Player	Team	Pass Yds.	Rush Yds.	Pass TD	Rush TD
Jayden Daniels	LSU	3,812	1,134	40	10
Haynes King	GT	2,842	737	27	10

• Since 2000, the only other ACC players that have matched King's 2,800 passing yards, 700 rushing yards, 25 touchdown passes and 10 touchdown runs in a season are Louisville Heisman Trophy winner Lamar Jackson (2016 and 2017), Virginia Tech's Jerod Evans (2016) and Clemson's Deshaun Watson (2015).

2,800 PASS YDS, 700 RUSH YDS, 25 TD PASSES, 10 TD RUNS — ACC, SINCE 2000

Player	Team	Year(s)
Haynes King	Georgia Tech	2023
Lamar Jackson	Louisville	2016, 2017
Jerod Evans	Virginia Tech	2016
Deshaun Watson	Clemson	2015

• King's 27 touchdown passes last season were the second-most in Georgia Tech single-season history, just two shy of the the single-season school record of 29, set by Joe Hamilton in 1999, when he finished second in voting for the Heisman Trophy.

SINGLE-SEASON TOUCHDOWN PASSES — GT HISTORY

	TD Passes	Player	Year
1.	29	Joe Hamilton	1999
2.	27	Haynes King	2023
3.	23	George Godsey	2000
4.	20	Reggie Ball	2006
5.	18	Justin Thomas	2014
	18	George Godsey	2001
7.	17	Joe Hamilton	1998
8.	16	Reggie Ball	2004
	16	Eddie McAshan	1972
10.	15	Shawn Jones	1992

• King's 2,842 passing yards last season were the fourth-most in Georgia Tech single-season history, just 243 shy of the school record of 3,085 set by George Godsey in 2001.

SINGLE-SEASON PASSING YARDS — GT HISTORY

	Passing Yards	Player	Year
1.	3,085	George Godsey	2001
2.	3,060	Joe Hamilton	1999
3.	2,906	George Godsey	2000
4.	2,842	Haynes King	2023
5.	2,397	Shawn Jones	1992
6.	2,314	Joe Hamilton	1997
7.	2,288	Shawn Jones	1991
8.	2,424	A.J. Suggs	2002
9.	2,166	Joe Hamilton	1998
10.	2,165	Reggie Ball	2005
11.	2,147	Reggie Ball	2004
12.	2,136	Taylor Bennett	2007
13.	2,128	Tommy Luginbill	1994
14.	2,051	Mike Kelley	1979

• King's 3,579 yards of total offense last season were the second-most in Georgia Tech single-season history, just 215 shy of the school record of 3,794, set by Joe Hamilton in 1999.

SINGLE-SEASON TOTAL OFFENSE — GT HISTORY

	Total Yards	Player	Year
1.	3,794	Joe Hamilton	1999
	(734 rush, 3,060 pass)		
2.	3,579	Haynes King	2023
	(737 rush, 2,842 pass)		
3.	3,094	George Godsey	2000
	(11 rush, 3,083 pass)		
4.	3,040	George Godsey	2001
	(-45 rush, 3,085 pass)		
5.	2,805	Justin Thomas	2014
	(1,086 rush, 1,719 pass)		
6.	2,792	Joe Hamilton	1997
	(478 rush, 2,314 pass)		
7.	2,738	Joshua Nesbitt	2009
	(1,037 rush, 1,701 pass)		
8.	2,649	Shawn Jones	1991
	(361 rush, 2,288 pass)		
9.	2,638	Tevin Washington	2011
	(987 rush, 1,652 pass)		
10.	2,546	Reggie Ball	2005
	(381 rush, 2,165 pass)		

• King's 226 pass completions last season ranked third in Georgia Tech single-season history, just 23 shy of the school record of 249 set by George Godsey in 2001.

SINGLE-SEASON PASS COMPETIONS — GT HISTORY

	Completions	Player	Year
1.	249	George Godsey	2001
2.	226	Haynes King	2023
3.	222	George Godsey	2000
4.	208	A.J. Suggs	2002
5.	203	Joe Hamilton	1999
6.	190	Shawn Jones	1992
7.	182	Tommy Luginbill	1994
	182	Reggie Ball	2005
9.	181	Reggie Ball	2003
10.	178	Shawn Jones	1991
11.	173	Joe Hamilton	1997

• King's 367 pass attempts last season ranked third in Georgia Tech single-season history, just 17 shy of the school record of 384 set by George Godsey in 2001.



OFFENSE

SINGLE-SEASON PASS ATTEMPTS — GT HISTORY

	Attempts	Player	Year
1.	384	George Godsey	2001
2.	379	Reggie Ball	2005
3.	367	Haynes King	2023
4.	363	A.J. Suggs	2002
5.	362	Shawn Jones	1992
6.	350	Reggie Ball	2003
7.	349	George Godsey	2000
8.	339	Shawn Jones	1991
9.	330	Reggie Ball	2004
10.	327	Tommy Luginbill	1994
	327	Taylor Bennett	2007

• Three times last season (Sept. 9 vs. South Carolina State, Sept. 30 vs. Bowling Green, Oct. 28 vs. North Carolina), King threw four touchdown passes in a game, which is tied for the third-most in Georgia Tech single-game history.

• King's three games with at least four touchdown passes last season is also tied for the most in Georgia Tech single-season history (Joe Hamilton also had three games with at least four TD passes in 1999).

MOST SINGLE-GAME TOUCHDOWN PASSES — GT HISTORY

TD Passes	Player	Opponent	Date
5	Eddie McAshan	Rice	9/30/72
5	Joe Hamilton	Clemson	11/13/99
4	Eddie Prokop	Tulane	11/13/43
4	Frank Broyles	Tulane	11/11/44
4	Darrell Crawford	Auburn	10/20/51
4	Shawn Jones	Maryland	10/7/89
4	Shawn Jones	Georgia	12/1/90
4	Tom Luginbill	Western Carolina	9/10/94
4	Joe Hamilton	Florida State	9/11/99
4	Joe Hamilton	Georgia	11/27/99
4	George Godsey	Wake Forest	10/14/09
4	Reggie Ball	Clemson	9/11/04
4	Reggie Ball	NC State	11/4/06
4	Vad Lee	Duke	9/14/13
4	Justin Thomas	Georgia Southern	9/13/14
4	Jordan Yates	Kennesaw State	9/11/21
4	Haynes King	S. Carolina St.	9/9/23
4	Haynes King	Bowling Green	9/30/23
4	Haynes King	North Carolina	10/28/23
3	39 times, most recently:		
	Haynes King	VMI	9/14/24

• King's 348 passing yards last season vs. Bowling Green (Sept. 30) were the 10th-most in Georgia Tech single-game history.

MOST SINGLE-GAME PASSING YARDS — GT HISTORY

Pass Yards	Player	Opponent	Date
486	George Godsey	Virginia	11/10/01
454	George Godsey	Clemson	10/28/00
416	Darrell Gast	Duke	10/31/87
387	Joe Hamilton	Florida State	9/11/99
387	Joe Hamilton	Maryland	9/30/99
371	Eddie McAshan	Rice	9/30/72
361	Michael Kelley	Navy	11/17/79
359	Jeff Sims	Pitt	10/2/21
354	George Godsey	Maryland	11/18/00
348	Haynes King	Bowling Green	9/30/23

• King threw for at least 300 yards three times last season (313 vs Louisville - Sept. 1; 307 at Ole Miss - Sept 16; 348 vs. Bowling Green - Sept. 30), good for the third-most in Georgia Tech single-season history.

MOST SINGLE-SEASON 300-YARD PASSING GAMES — GT HISTORY

	300-yd Games	Player	Year
1.	6	Joe Hamilton	1999
2.	4	George Godsey	2000
3.	3	Haynes King	2023
4.	2	Jeff Sims	2021
	2	George Godsey	2001

• King made a record-breaking debut in the White and Gold, throwing for 313 yards and three touchdowns on 19-of-32 passing in last season's opener against Louisville (Sept. 1).

• King's 313 passing yards last season against Louisville marked the first time that a Georgia Tech player ever threw for 300 yards in his GT debut.

• King ran for career-high 150 yards last season vs. Boston College (Oct. 21). His 150 rushing yards were the most by a Tech quarterback since Tobias Oliver ran for 215 yards at Virginia Tech on Oct. 25, 2018.

• Georgia Tech has the luxury of having two quarterbacks that have started and won college football games, as King is backed up by r-So. **Zach Pyron**.

• Pyron ranks third on the team with four touchdowns this season (all rushing), behind only RB **Jamal Haynes** (8 TD, 7 rushing) and King (6 TD, all rushing).

• Pyron scored his fourth TD of the season on a 2-yard run vs. Duke (Oct. 5).

• Pyron had one of the best performances of his collegiate career vs. VMI (Sept. 14), rushing for a pair of 1-yard scores in the first half, then completing 3-of-5 passes for 58 yards and a touchdown in the second half.

• Pyron's two rushing touchdowns against VMI were a career high. He had previously scored one touchdown on the ground in three different games (last: vs. Florida State – Aug. 24).

• Pyron scored Georgia Tech's first touchdown of the season on a 1-yard quarterback draw in the first quarter vs. Florida State.

• His touchdown against Florida State was his first since a 9-yard touchdown run in his first-career start at Virginia Tech on Nov. 5, 2022.

• Pyron's 24-yard touchdown pass against VMI was the fourth TD pass of Pyron's career and his first since Nov. 12, 2022 vs. Miami (Fla.).

• Pyron amassed an impressive 692 yards of total offense (565 passing, 127 rushing) and five touchdowns (three passing, two rushing) in just three games (two starts) as a true freshman in 2022.

RUNNING BACKS

• Georgia Tech r-Jr. **Jamal Haynes**, one of the nation's top running backs, has rushed for 536 yards and seven touchdowns in seven games this season.

• Haynes ranks among the ACC and national leaders in rushing yards, rushing touchdowns and total touchdowns.

JAMAL HAYNES STATISTICAL RANKINGS - 2024

Category	No.	National	ACC
Rushing Touchdowns	7	18th	2nd
Total Touchdowns	8	18th	2nd
Rushing Yards	536	32nd	5th
Yards Per Carry	5.58	50th	7th

• Haynes has rushed for a whopping 298 yards on just 38 carries (7.8 avg.) over the past two games — 128 vs. Duke (Oct. 5) and a career high 170 at North Carolina (last Saturday).

• Haynes' 298 rushing yards over the past two games are the third-most in the nation this month.

LEADING RUSHERS IN OCTOBER - 2024 (FBS)

Name (School)	Attempts	Yards	Yd/Game
1. Ashton Jeanty (Boise St.)	44	403	201.5
2. Cam Skattebo (Arizona St.)	47	340	170.0
3. Jamal Haynes (GT)	38	298	149.0
4. Tawee Walker (Wisconsin)	43	292	146.0
5. Jordan James (Oregon)	47	281	140.5

• Haynes' career-best 170 rushing yards last Saturday against UNC came on just 19 carries (8.9 avg.).

• Haynes capped the 170-yard performance at UNC with perhaps the Yellow Jackets' signature play of the season to date, a 68-yard touchdown run with 16 seconds remaining that broke a 34-34 tie and lifted Tech to a 41-34 victory.

• The week before his career-best performance against UNC, Haynes had matched his previous career high with 128 rushing yards against Duke (Oct. 5).

• Haynes totaled 140 yards from scrimmage against Duke with his 128 rushing yards and 12 yards on three receptions.

• Haynes has scored the winning points in each of Georgia Tech's last two games, as his 3-yard touchdown reception vs. Duke — his first receiving TD of the season and second of his career — gave the Yellow Jackets' a 17-14 lead with 10:40 to go in the game and proved to be the winning points in the Jackets' 24-14 victory.

• With back-to-back 100-yard rushing games, Haynes has gone over the century mark on the ground twice this season and six times in his career.

• Haynes is just two 100-yard rushing games shy of cracking into Georgia Tech's all-time top 10 for 100-yard rushing games in a career.

• Haynes has averaged more than 6.5 yards per rush three times this season — 8.9 at UNC, 6.8 vs. Florida State (Aug. 24) and 6.7 vs. Duke.

• In the season opener against No. 10 Florida State (Aug. 24), Haynes ran for 75 yards and two touchdowns on just 11 carries, while also catching two passes for 16 yards.

• Haynes' two rushing touchdowns against FSU (1 and 2 yards) were a career high.

• It was also the second two-touchdown game of Haynes' career — he had a rushing and receiving touchdown in last season's win over Syracuse (Nov. 18, 2023).

• Haynes had 84 yards and a touchdown on 17 carries (4.9 avg.) against Georgia State (Aug. 31).

• Haynes has scored at least one touchdown in 6-of-7 games this season and 13-of-20 games since the beginning of last season.

OFFENSE

JAMAL HAYNES — GAME-BY-GAME

2023	Rush	Yds.	TD	YPC	Rec.	Yds.	TD	Purp.	All-Purp.
Louisville	11	51	0	4.6	4	56	0	107	
S.C. State	9	113	1	12.5	2	2	0	146	
Ole Miss	19	72	0	3.8	3	28	0	116	
Wake Forest	18	95	1	5.3	2	13	0	108	
Bowling Green	8	45	0	5.6	1	13	0	58	
Miami (Fla.)	7	33	1	4.7	0	0	0	33	
Boston College	12	56	1	4.7	1	10	0	66	
North Carolina	14	80	1	5.7	1	3	0	83	
Virginia	17	119	1	7.0	3	7	0	126	
Clemson	15	104	0	6.9	0	0	0	104	
Syracuse	11	82	1	7.5	2	17	1	99	
Georgia	11	81	0	5.4	1	2	0	83	
UCF	18	128	0	7.1	0	0	0	128	
2023 Total	174	1,059	7	6.09	20	151	1	1,257	

2024	Rush	Yds.	TD	YPC	Rec.	Yds.	TD	Purp.	All-Purp.
Florida St.	11	75	2	6.8	2	16	0	91	
Georgia St.	17	84	1	4.9	2	6	0	90	
Syracuse	11	35	1	3.2	5	26	0	61	
VMI	7	19	0	2.7	1	5	0	24	
Louisville	12	25	1	2.1	1	11	0	36	
Duke	19	128	0	6.7	3	12	1	140	
North Carolina	19	170	2	8.9	1	9	0	179	
2024 Total	96	536	7	5.6	15	85	1	621	
Career	251	1,595	14	5.9	35	236	2	1,878	

- Haynes' 1,595 career rushing yards rank 28th in Georgia Tech history.
- Haynes, who made the switch to running back from wide receiver during the 2023 offseason, ran for 1,059 yards in his first season at the position in '23. He became Georgia Tech's first 1,000-yard rusher since QB TaQuon Marshall (1,146 yds.) and RB KirVonte Benson (1,053 yds.) both reached the 1,000-yard plateau in 2017.
- Haynes' 1,059 rushing yards last season were the 15th-most in Georgia Tech single-season history.
- Haynes finished last season ranked in the top 10 in the ACC in four statistical categories.

JAMAL HAYNES STATISTICAL RANKINGS - 2023

Category	No.	ACC	National
Rushing Yards/Carry	6.09	2nd	24th
Rushing Yards	1,059	5th	39th
Rushing Yards/Game	81.5	5th	48th
All-Purpose Yards/Game	96.69	7th	76th

- Haynes' four 100-yard rushing games last were the most by a Yellow Jacket in a single season since QB Tobias Oliver had four 100-yard rushing games in 2018 and the most by a Tech RB since KirVonte Benson had five 100-yard games in 2017.
- Haynes scored eight touchdowns last season (seven rushing, one receiving), which were the most by a Georgia Tech RB since Dedrick Mills scored 13 in 2016.
- Haynes had a touchdown run in four-consecutive games last season — 4 yards at Miami (Fla.) on Oct. 7, 16 yards vs. Boston College on Oct. 21, 4 yards vs. North Carolina on Oct. 28, 43 yards at Virginia on Nov. 4. He became the first Yellow Jacket with a rushing touchdown in four-consecutive games since Jerry Howard ran for touchdowns in four-straight contests from Sept. 29-Oct. 25, 2018 (vs. Bowling Green, at Louisville, vs. Duke, at Virginia Tech).
- After Sr. RB **Trey Cooley** was injured in the season opener vs. Florida State (Aug. 24), three young running backs — So. **Chad Alexander** and true Fr. **Anthony Carrie** and **Trelain Maddox** have shown the depth of Tech's running backs room behind Haynes.

GEORGIA TECH RUNNING BACKS — 2024

Player	Rush	Yds.	TD	YPC	Rec.	Yds.	TD	Purp.	All-Purp.
r-Jr. Jamal Haynes	96	536	7	5.6	15	85	1	621	
So. Chad Alexander	36	202	1	5.6	1	2	0	204	
Fr. Anthony Carrie	13	83	1	6.4	3	4	0	87	
Fr. Trelain Maddox	17	67	1	3.9	1	9	0	76	
TOTAL	162	888	10	5.5	20	100	1	988	

- Alexander, a walk-on who played in nine games on special teams as a true freshman last season, did not have a carry in 2023.
- In five games this season, Alexander has averaged 5.6 yards per carry (202 yards on 36 attempts).
- Alexander has rushed for 120 yards over the past two games — 59 vs. Duke (Oct. 5) and 61 at North Carolina (last Saturday).
- Alexander's 61 rushing yards at UNC included his first-career touchdown on a 2-yard run.
- Making Alexander's career-high 61 rushing yards and first-career TD at UNC even more special was the fact that it came just four days after the former walk-on was put on scholarship on Tuesday, Oct. 8.
- Alexander opened the season by rushing for 41 yards on seven carries (5.9 avg.) against Florida State (Aug. 24).
- Carrie has rushed for 83 yards on just 13 carries (6.4 avg.) and a touchdown over three games as a true freshman.
- The depth of Georgia Tech's running backs room became even more apparent when Maddox made his collegiate debut vs. VMI (Sept. 14). Just a year removed from a serious knee injury sustained as a senior at nearby Parkview H.S., Maddox ran nine times for a game-high 53 yards and his first collegiate TD (3 yards) vs. VMI.
- Maddox has run for 67 yards and a score in two games as a true freshman.

WIDE RECEIVERS

- Georgia Tech has nine wide receivers on its roster that have combined for 4,565 receiving yards, 352 receptions and 194 games played at the collegiate level.

GEORGIA TECH WIDE RECEIVERS EXPERIENCE

	Career Games	Career Starts	Career Rec.	Career Rec. Yds
r-Sr. Chase Lane^	40	22	68	881
r-Sr. Abdul Janneh@	38	13	58	794
r-Jr. Malik Rutherford	34	15	114	1,298
Sr. Avery Boyd	34	5	20	261
So. Eric Singleton, Jr.	19	17	78	1,113
r-Jr. Leo Blackburn	13	1	6	105
r-Fr. Bailey Stockton	9	—	6	68
Fr. Isiah Canion	4	—	1	4
r-Fr. Chris Elko	3	—	1	41
TOTALS AT GT	128	51	263	3,277
CAREER TOTALS	194	69	352	4,565

[^] includes 27 games, 48 catches and 617 yards at Texas A&M (2019-22)
[@] includes 20 games, 51 catches and 671 yards at Duquesne (2020-22)

- r-Jr. **Malik Rutherford** has led Georgia Tech in receptions in 6-of-7 games this season and in receiving yards in 4-of-7 contests.

MALIK RUTHERFORD STATISTICAL RANKINGS - 2024

Category	No.	ACC	National
Receptions	40	17th	2nd
Receiving Yards	509	36th	4th
Receptions/Gm	5.7	36th	4th

- Rutherford is threatening to become only the third Yellow Jacket to ever lead the ACC in receptions, joining Calvin Johnson (5.43/gm - 2006) and Harvey Middleton (5.8/gm - 1996) and/or receiving yards, joining Johnson (85.9/gm - 2006) and Middleton (73.1/gm - 1996).

- From Aug. 31-Oct. 5, Rutherford was on a torrid stretch with at least seven receptions in 4-of-5 games (seven vs. Georgia State, Syracuse and Louisville, eight vs. Duke). He is the only Yellow Jacket to have seven or more receptions four times in a five-game stretch since at least 2000.

MALIK RUTHERFORD — GAME-BY-GAME

2021	Rec.	Yds.	TD	Avg.	Long
Kennesaw State	0	0	0	0.0	0
Pitt	5	62	0	12.4	24
Duke	0	0	0	0.0	0
2021 Total	5	62	0	12.4	24

2022	Rec.	Yds.	TD	Avg.	Long
Clemson	1	10	0	10.0	10
Western Carolina	1	0	0	0.0	0
Ole Miss	4	52	0	13.0	38
UCF	2	31	0	15.5	29
Pitt	0	0	0	0.0	0
Duke	1	-1	0	-1.0	0
Virginia	2	4	0	2.0	6
Florida State	1	14	0	14.0	14
Virginia Tech	0	0	0	0.0	0
Miami (Fla.)	2	33	0	16.5	27
North Carolina	6	68	0	11.3	21
Georgia	3	14	0	4.7	13
2022 Total	23	225	0	9.8	38

2023	Rec.	Yds.	TD	Avg.	Long
Louisville	5	85	0	17.0	55
S.C. State	5	60	0	12.0	19
Ole Miss	4	34	0	8.5	17
Wake Forest	2	11	0	5.5	13
Bowling Green	6	67	1	11.2	20
Miami (Fla.)	3	33	0	11.0	30
Boston College	3	43	0	14.3	17
North Carolina	6	83	2	13.8	42
Virginia	3	16	0	5.3	11
Clemson	1	-4	0	-4.0	0
Syracuse	3	14	0	4.7	7
Georgia	3	20	0	6.7	12
UCF	2	40	1	20.0	41
2023 Total	46	502	4	10.9	55

2024	Rec.	Yds.	TD	Avg.	Long
Florida State	4	66	0	16.5	42
Georgia State	7	131	1	18.7	52
Syracuse	7	38	0	5.4	15
VMI	4	50	1	12.5	35
Louisville	7	113	0	16.1	45
Duke	8	76	0	9.5	24
North Carolina	3	35	0	11.7	18
2024 Total	40	509	2	12.7	52
Career	114	1,298	6	11.4	55

- After hauling in seven receptions three times in the previous four games, Rutherford set a new career high with eight catches vs. Duke (Oct. 5).

- With his three catches last Saturday at North Carolina, Rutherford moved the top 10 in Georgia Tech history for career receptions. He is tied for ninth all-time at Tech with 114 career receptions.

CAREER RECEPTIONS — GT HISTORY

Receptions	Player	Years
1.	195	Kelly Campbell 1998-2001
2.	178	Calvin Johnson 2004-06
3.	174	Jonathan Smith 2000-03
4.	171	Kerry Watkins 1999-2002
5.	165	Harvey Middleton 1994-97
6.	122	Will Glover 1999-2002
7.	115	Bobby Rodriguez 1989-92
	115	Jerry Mays 1985-89
9.	114	Malik Rutherford 2021-pres.
	114	Robert Lavette 1981-84
11.	113*	Demaryius Thomas 2007-09
12.	110	John Sias 1966-68
13.	101	Jimmy Robinson 1972-74



OFFENSE

- Rutherford has moved into 17th place in Georgia Tech history with 1,263 career receiving yards.
- Rutherford needs just 2 yards to surpass Gary Lee, the father of Georgia Tech DB **Clayton Powell-Lee**, on Tech's all-time receiving list and needs just 341 yards to crack into the school's all-time top 10 for career receiving yards.
- Rutherford has caught at least one pass in 23-straight games, dating back to Nov. 12, 2022 vs. Miami (Fla.). His 23-consecutive games with a catch is the eighth-longest streak in Georgia Tech history.

CONSECUTIVE GAMES WITH A RECEPTION — GT HISTORY

Games	Player	Years
1.	40	Harvey Middleton 1994-97
2.	32	Kelly Campbell 1999-01
3.	30	Calvin Johnson 2004-06
4.	29*	Demaryius Thomas 2008-09
	29	Kerry Watkins 2000-02
6.	27	Robert Lavette 1981-83
7.	24	Dez White 1997-99
	24	Jerry Mays 1986-89
9.	23	Malik Rutherford 2022-pres.
10.	20	Marlon Heggs 1979-80
	20	John Sias 1967-68

- Rutherford had 113 receiving yards at No. 19/20 Louisville (Sept. 21), good for the second 100-yard receiving game of his career and season. It was also the second-highest yardage total of his career, behind only his 131 yards vs. Georgia State (Aug. 31).
- Rutherford's 131 receiving yards against GSU are tied for the most by a Yellow Jacket since DeAndre Smelter — currently a graduate assistant coach at Tech — had 132 receiving yards against Wofford on Aug. 30, 2014. (Former Yellow Jacket Dominick Blaylock also had 131 receiving yards against Bowling Green on Sept. 30 of last season).
- Rutherford had 50 yards on four receptions, including a 35-yard touchdown, in just one half of action against VMI (Sept. 14). He did not play in the second half after helping stake the Yellow Jackets to a 38-0 halftime lead.
- Rutherford led all players with a game-high 66 receiving yards on a game-high-tying four receptions in Tech's season-opening win over No. 10 Florida State (Aug. 24).
- Two of Rutherford's receptions against FSU had a huge impact on the game. The first was a 42-yard gain on Tech's first possession of the game, which set up a 1-yard touchdown run by QB Zach Pyron three plays later. The second was a 15-yard catch over the middle on third-and-12 that kept the Yellow Jackets' final touchdown drive alive late in the third quarter.

- So. WR **Eric Singleton, Jr.** also ranks in the top 10 in the ACC with 399 receiving yards, good for 10th in the conference.
- On Sept. 21 at Louisville, Singleton surpassed 1,000 career receiving yards in the second-fewest games in Georgia Tech history.
- Singleton reached the 1,000-yard plateau in his 17th game as a Yellow Jacket. Only College and Pro Football Hall of Famer Calvin Johnson eclipsed the 1,000-yard mark in fewer games as a Yellow Jacket.

FASTEST TO 1,000 CAREER RECEIVING YARDS — GT HISTORY

Player	Games to 1,000 Yards (Years)
Calvin Johnson	14 (2004-05)
Eric Singleton, Jr.	17 (2023-24)
Jimmy Robinson	18 (1972-73)
Kelly Campbell	20 (1998-99)

- Singleton caught his second touchdown of the season vs. Duke (Oct. 5), a 9-yard reception midway through the fourth quarter that capped the scoring in the Yellow Jackets' 24-14 win.
- Singleton had five catches for 88 yards against No. 19/20 Louisville (Sept. 21).
- Against VMI (Sept. 14), Singleton caught five passes for 102 yards, including a 14-yard touchdown, in just one half of action. He did not play in the second half after helping stake the Yellow Jackets to a 38-0 halftime lead.
- Singleton had a breakout performance with 86 yards on five receptions at Syracuse (Sept. 7).

- Despite his relatively slow start to the season as a pass-catcher, Singleton impacted each of the first two games as a ball-carrier, with a 10-yard run in the season-opener at Florida State (Aug. 24) and a 35-yard touchdown run against Georgia State (Aug. 31).

- The touchdown run against GSU was Singleton's first TD of the season and the first rushing score of his career.

- Singleton pulled off one of the biggest plays of the season-opening win against Florida State when he had a 12-yard gain on a screen pass on the Yellow Jackets' final offensive play of the game. One play after Singleton Jr.'s 12-yard pickup, PK **Aidan Birr** made a 44-yard field goal as time expired to lift Tech to the 24-21 victory.

ERIC SINGLETON, JR. — GAME-BY-GAME

2023	Rec.	Yds.	TD	Avg.	Long
Louisville	2	34	1	17.0	29
S.C. State	3	39	1	23.0	40
Ole Miss	5	97	1	19.4	51
Wake Forest	4	50	1	12.5	31
Bowling Green	4	85	1	21.3	53
Miami (Fla.)	2	20	0	10.0	14
Boston College			DNP		
North Carolina	8	117	0	14.6	43
Virginia	5	80	1	16.0	58
Clemson	5	28	0	5.6	11
Syracuse	5	30	0	6.0	14
Georgia	4	96	0	24.0	57
UCF	1	8	0	8.0	8
2023 Total	48	714	6	14.9	58
2024	Rec.	Yds.	TD	Avg.	Long
Florida State	2	19	0	9.5	12
Georgia State	4	43	0	10.8	12
Syracuse	5	86	0	17.2	45
VMI	5	102	1	20.4	50
Louisville	5	88	0	17.6	51
Duke	6	42	1	7.0	16
North Carolina	3	19	0	6.3	14
2024 Total	30	399	2	13.3	51
Career	78	1,113	8	14.3	58

- Singleton ranks 23rd all-time at Georgia Tech with 1,113 career receiving yards.
- Singleton led Georgia Tech with 48 receptions, 714 receiving yards and six touchdown catches as a true freshman last season.
- Singleton's 59.5 receiving yards per game and six touchdown receptions last season both ranked second among all true freshmen nationally.

RECEIVING YARDS PER GAME — FBS TRUE FRESHMEN, 2023

Player	Team	Rec. Yds./Gm.
1) Kevin Concepcion	NC State	64.5
2) Eric Singleton, Jr.	Georgia Tech	59.5
3) Eugene Wilson III	Florida	53.8

TOUCHDOWN RECEPTIONS — FBS TRUE FRESHMEN, 2023

Player	Team	Rec. TD
1) Kevin Concepcion	NC State	10
2) Eric Singleton, Jr.	Georgia Tech	6
Eugene Wilson III	Florida	6
4) London Humphreys	Vanderbilt	4
Landon Sides	North Texas	4

- Singleton's six touchdown receptions last season were just one shy of the Georgia Tech freshman record.

TOUCHDOWN RECEPTIONS BY A FRESHMAN — GT HISTORY

Player	Year	Rec. TD
1) Calvin Johnson	2004	7
Ahmarean Brown	2019	7
3) Eric Singleton, Jr.	2023	6

- With touchdown catches in each of Georgia Tech's first five games of last season — 5 yds. vs. Louisville (Sept. 1), 40 yds. vs. S.C. State (Sept. 9), 15 yds. at Ole Miss (Sept. 16), 31 yds. at Wake Forest (Sept. 23) and 53 yds. vs. Bowling Green (Sept. 30) — Singleton became the first Yellow Jacket ever with a touchdown reception in each of the first five games of his career.

- Singleton also became the first Yellow Jacket with a touchdown reception in five-consecutive games since Kelly Campbell caught touchdown passes in six-straight games in 2000 (Sept. 30 vs. North Carolina-Nov. 18 vs. Maryland).

- After an injury that caused him to miss six games and limited his effectiveness over the final five games following his return to action last season, r-Sr. **Chase Lane** has picked up this season right where he left off at the beginning of 2023.

- Lane, who like QB **Haynes King**, transferred to Georgia Tech from Texas A&M prior to the 2023 season, has caught 13 passes for 159 yards and a touchdown through six games this season.

- Lane's 159 receiving yards rank fourth on the team this season (third among wideouts), while his 13 receptions rank fifth (but also third among wideouts).

- Against VMI (Sept. 14), Lane had a season-high 54 receiving yards in just one half of action. He did not play in the second half after helping stake the Yellow Jackets to a 38-0 halftime lead.

- On Sept. 7 at Syracuse, Lane caught a 4-yard touchdown pass, which was his first touchdown since a 48-yard TD catch in last season's opener versus Louisville (Sept. 1, 2023).

- Last season, Lane caught six passes for 105 yards and a touchdown over the first two games of the campaign, but was injured in the second game of the year versus South Carolina State. He would go on to miss the next six games, then had just one catch for 0 yards over the final five games of the season.

* - Per NCAA sanctions, Demaryius Thomas' statistics from the final three games of the 2009 season are not included in official records (seven receptions, 204 yards, two touchdowns)

OFFENSE

TIGHT ENDS

• Sr. **Avery Boyd** has settled into the tight ends room after spending much of his first four seasons as a Yellow Jacket at wide receiver.

• Boyd leads Georgia Tech's tight ends with for 180 receiving yards (third on the team) on 14 receptions (fourth) and two touchdowns (t-first).

• 120 of Boyd's 180 receiving yards this season came in a three-game stretch — a career-high 56 yards at Syracuse (Sept. 7), 36 yards in just one half of action vs. VMI (Sept. 14) and 28 yards at Louisville (Sept. 21).

• Prior to catching multiple passes in 4-of-7 games this season (4 vs. Georgia State, 4 at Syracuse, 2 vs. VMI, 2 at North Carolina), Boyd had never had more than one reception in a game in his collegiate career.

• After not having a reception over the first 17 games of his career, Boyd has at least one catch in 12 of the last 18 contests.

• The 6-foot-3, 240-pound Boyd got the start at tight end in the season opener against No. 10 Florida State (Aug. 24) and made a 14-yard reception deep in Georgia Tech territory to kickstart an 89-yard touchdown drive that gave the Yellow Jackets a 21-14 lead early in the fourth quarter.

• Boyd scored his first touchdown of the season on a 22-yard reception vs. Georgia State (Aug. 31).

• Boyd's second TD of the season and fourth of his career came on a 33-yard catch against VMI.

• A trio of tight ends that transferred to Georgia Tech in the offseason — r-Sr. **Jackson Hawes** (Yale), r-Sr. **Ryland Goede** (Mississippi State) and r-Jr. **Josh Beetham** (Michigan) — have combined for 11 catches for 117 yards this season, led by Hawes' six catches for 77 yards.

• In addition to becoming a part of the passing game, Hawes, Beetham and Goede have all played a critical role in the run game through their blocking at the point of attack.

• With Hawes, Goede and Beetham all out due to injuries last Saturday at North Carolina, true Fr. **Luke Harpring** saw the first significant action of his career and responded with two receptions for a team-high 36 yards.

OFFENSIVE LINE

• One of Georgia Tech's most experienced overall positions, the offensive linemen on the Yellow Jackets' 2024 roster have combined for 243 collegiate games played and 163 career starts.

GEORGIA TECH OFFENSIVE LINE START CHART

	Career Games	Career Starts	2024 Starts	Consec. Starts
RT/RG Jordan Williams	50	47	7	13
C Weston Franklin	37	32	7	31
LG Joe Fusile	30	28	7	20
LT Corey Robinson II	30	18	2	2
RG Keylan Rutledge^	29	25	7	14
RG Brandon Best	21	—	—	—
LT Jordan Brown@	12	5	5	—
LT Ethan Mackenny	10	9	—	—
OL Ben Galloway	10	—	—	—
OL Tana Alo-Tupuola	7	—	—	—
OL Harrison Moore	6	—	—	—
OL Will Scissum	1	—	—	—
TOTALS AT GT	214	146		
CAREER TOTALS	243	163		

^ includes 22 games and 17 starts at Middle Tennessee (2022-23)
 @ includes seven games at UNC Charlotte (2021-22)

• Most notably, Sr. **Jordan Williams** is the first five-year starter in Georgia Tech football history, as he has been in the Yellow Jackets' starting lineup since he arrived as a true freshman in 2020.

• Williams' 47 career starts are tied for the fifth-most in Georgia Tech history.

• Assuming he makes the start on Saturday against Notre Dame, Williams will move into a tie with current Georgia Tech Sports Network radio analyst Andrew Gardner for the most starts by an offensive lineman in program history (48).

• Williams needs just five more starts to match the most starts ever by a Yellow Jacket, regardless of position.

CAREER STARTS — GT HISTORY

	Starts	Player	Pos.	Years
1.	52	Roddy Jones	RB	2008-11
2.	50	Recardo Winbush	LB	1999-2002
3.	49	Reggie Ball	QB	2003-06
4.	48	Andrew Gardner	OL	2005-08
5.	47	Jordan Williams	OL	2020-pres.
	47	Matt Rhodes	OL	2004-07

• Tech's offensive line has lived up to its billing as one of the nation's best through seven games this season.

• Most notably, Georgia Tech has allowed just one sack this season and ranks No. 1 nationally with 0.14 sacks allowed per game.

• Tech is one of only three NCAA Division I FBS teams — and the only one from a Power Four conference — that has surrendered one sack or less this season.

FEWEST SACKS ALLOWED — FBS, 2024

Team	Games	Sacks	Sacks/Gm	Pass Att.
Georgia Tech	7	1	0.14	204
Amy West Point	6	1	0.17	46
New Mexico	6	1	0.17	213

• Prior to allowing its first sack of the season on Oct. 5 versus Duke, the Yellow Jackets had gone six-consecutive games overall without surrendering a sack, dating back to last year's season-ending win over UCF in the Union Home Mortgage Gasparilla Bowl.

• The string of six-straight games without a sack allowed, doubled Georgia Tech's previous record for consecutive games with no sacks allowed since sacks became an official NCAA statistic in 2000.

MOST CONSECUTIVE GAMES WITH 0 SACKS ALLOWED — GEORGIA TECH HISTORY*

Games	Dates	Opponents
6	Dec. 22, 2022-Sept 21, 2024	UCF, FSU, GSU, SYR, VMI, LOU
3	Oct. 25-Nov. 8, 2014	PITT, UVA, NCSU
3	Sept. 29-Oct. 13, 2007	CLEM, MD, MIA
3	Oct. 6-29, 2005	NCSU, DUKE, CLEM
3	Nov. 9-25, 2000	UVA, MD, UGA

* since sacks became an official NCAA statistic in 2000

• Dating back to the final two games of the 2022 season, Georgia Tech has not surrendered a sack in 12 of its last 22 games.

• Prior to allowing not allowing a sack in 12 of their last 22 games, the Yellow Jackets had surrendered a sack in 27-of-28 games.

• Tech's pass blocking was especially impressive in its win over Georgia State (Aug. 31), as all five starters (RG **Keylan Rutledge** - 84.2, LG **Joe Fusile** - 83.9, RT **Jordan Williams** - 82.8, LT **Jordan Brown** - 82.7 and C **Weston Franklin** - 81.3), as well as reserve LT **Corey Robinson II** (81.2), received pass-blocking grades of 80 or higher from *Pro Football Focus*.

• On Sept. 7 at Syracuse, Rutledge (86.6) and Robinson (85.2) once again received pass-blocking grades of 80 or higher from PFF.

• Against VMI (Sept. 14), Robinson (84.9) and Rutledge (84.0) once again led the Yellow Jackets in pass-blocking grades from PFF. They were among five Jackets that had pass-blocking grades of 80 or higher in the romp over VMI, joining Franklin (81.5), Williams (81.5) and reserve RG **Brandon Best** (80.3).

• Against Duke (Oct. 5), four of the Yellow Jackets' five starters had pass blocking grades of 80 or higher — Robinson (87.5), Rutledge (86.1), Fusile (86.1), Williams (81.3). Franklin just missed the 80 threshold with a grade of 79.0.

• Last Saturday at North Carolina, three of the Yellow Jackets' five starters had pass blocking grades of 80 or higher — Fusile (83.6), Williams (82.2) and Franklin (81.5). Robinson just missed the 80 threshold with a grade of 79.3.

• Robinson has earned a pass-blocking grade of 80 or better in 5-of-7 games this season, as he was the only Yellow Jacket with a pass-blocking grade of 80-plus in the season opener against Florida State (81.9).

• For the season, Robinson has PFF's second-highest pass-blocking grade among all tackles nationally (91.5). He is the only Power 4 player and the only player at any level that has played in all of his team's games this season that has a pass-blocking grade of 90 or higher.

• In the run game, Georgia Tech leads the ACC and ranks 25th nationally in rushing offense (204.4 ypg).

• The Yellow Jackets entered their game against Duke (Oct. 5) ranked 10th in the ACC and 65th nationally in rushing offense (163.0 ypg), but have rushed for a whopping 616 yards over the past two games — 245 vs. Duke and 371 at North Carolina (last Saturday).

• Tech also ranks 15th nationally in yards per rush (5.4).

• Rutledge was named ACC Offensive Lineman of the Week after helping pave the way for Tech to rush for 371 yards and not allow a sack in last week's win over UNC.

• Tech returned four starters and five significant contributors this season from an offensive line that paved the way for the Yellow Jackets to lead the ACC and rank among the top 15 nationally in both rushing offense (203.8 ypg - 12th nationally) and fewest sacks allowed (1.15/gm - 15th nationally) in 2023.



DEFENSE

TEAM

• Georgia Tech's defense is under the tutelage of new defensive coordinator **Tyler Santucci**.

• Through seven games under Santucci, Tech's defense is allowing 20.5 points, 327.4 total yards and 103.7 rushing yards per game, all down significantly from the Yellow Jackets' averages a year ago, while the Jackets' 6.8 tackles for loss per game are up over 2023.

GEORGIA TECH DEFENSIVE COMPARISON —

2024 vs. 2023

Category	2024	2023	Difference
Scoring Defense	20.5 ppg	29.5 ppg	-9
Total Defense	327.4 ypg	437.1 ypg	-109.7
Rushing Defense	103.7 ypg	221.3 ypg	-117.6
Tackles for Loss	6.8 pg	4.6 pg	+2.2

• Tech's defense is the seventh-most improved in the nation this season in terms of total yards allowed per game.

MOST IMPROVED DEFENSE — FBS

Team	2024	2023	Difference
Washington	266.3	406.7	-140.4
Indiana	255.7	394.1	-138.4
Houston	295	423.9	-128.9
Memphis	301.7	423.2	-121.5
Vanderbilt	342	454.9	-112.9
Louisiana Tech	306.8	418.2	-111.4
Georgia Tech	327.4	437.1	-109.7
BYU	308.7	417.7	-109
Texas	229.7	336.7	-107
Minnesota	262.3	368.4	-106.1

• Georgia Tech's 9.0-point improvement in scoring defense ranks 25th nationally and fourth in the ACC, behind only Cal, Virginia and Boston College.

• Most impressively, the Yellow Jackets have the second-most improved rushing defense in the nation this season (and the most improved among Power Four conference teams).

MOST IMPROVED RUSHING DEFENSE — FBS

Team	2024	2023	Difference
Louisiana Tech	93	232.8	-139.8
Georgia Tech	103.7	221.3	-117.6
UCF	91.2	194.3	-103.1
North Texas	152.5	255.2	-102.7
Army	78.3	176.3	-98
Ole Miss	66.6	152.8	-86.2
Boston College	104.7	187.9	-83.2
Kansas State	71.7	147.5	-75.8
Indiana	83.8	156.3	-72.5
Northwestern	87.5	157.8	-70.3

• Tech's rushing defense ranks third in the ACC and 24th nationally, just one year removed from finishing last in the ACC and 128th out of 130 NCAA Division I FBS teams.

• Earlier this season, Georgia Tech held three-straight opponents to less than 100 rushing yards — Sept. 14 vs. VMI (12), Sept. 21 at Louisville (57) and Oct. 5 vs. Duke (74). That stretch marked the first time since Oct. 19-Nov. 2, 2013 that Tech allowed less than 100 rushing yards in three-straight games (Syracuse – 75 yds., at Virginia – 68, Pitt – minus-5).

• The Yellow Jackets have surrendered less than 100 yards on the ground in 4-of-7 games total this season (98 vs. Florida State in addition to the three-game stretch vs. VMI, Louisville and Duke). The four games allowing less than 100 rushing yards are the most for Georgia Tech in any season since it held 6-of-14 opponents to less than 100 yards on the ground in 2013.

• Prior to allowing less than 100 rushing yards in four of the first six games of this season, Tech had surrendered at least 100 rushing yards in 33-consecutive games, dating back to allowing 68 yards on the ground in a 45-22 win over North Carolina on Sept. 25, 2021.

• Georgia Tech not only limited Duke (Oct. 5) to just 74 yards on the ground (46.6 yards less than they were averaging coming in), but also held them to 279 total yards (88.2 yards less than their 367.2-yard average) and 14 points (14.8 points less than their 28.8-point average).

• Georgia Tech's defense was dominant across the board in the Yellow Jackets 59-7 win over VMI (Sept. 14), limiting the Keydets to 104 total yards (2.2 yards per play), including just 28 rushing yards (0.4 avg.) and five total first downs.

• VMI's five first downs were tied for the second-fewest that Georgia Tech has ever surrendered in a game and the fewest since Miami (Fla.) had five first downs against the Yellow Jackets on Sept. 26, 1964.

• Four of VMI's five first downs came on their lone scoring drive of the game in the fourth quarter. The Keydets combined for just one first down on their other 12 possessions.

• VMI's seven points were the fewest allowed by Georgia Tech since a 41-0 win over Alcorn State in the 2018 season opener (Sept. 1, 2018).

• Georgia Tech's 12 tackles for loss against VMI were the most in a game for the Yellow Jackets since they had 12 in a 21-17 win over No. 13 North Carolina on Nov. 19, 2022.

• Tech has had seven or more TFL in three of its four games this season - 7 vs. Florida State (Aug. 24), 8 vs. Georgia State (Aug. 31) and 12 vs. VMI (Sept 14).

• In his first game as Tech's defensive coordinator, Santucci's defense limited No. 10 Florida State, which averaged 401.6 yards of total offense per game in 2023, to just 291 yards in the Yellow Jackets' 24-21 win over the Seminoles (Aug. 24).

• Georgia Tech's rushing defense limited Florida State to just 98 rushing yards on 31 carries (3.2 avg.).

• Even more impressively, after FSU ran for 58 yards on five carries on its first possession of the game (11.6 avg.), Tech surrendered just 40 yards on 26 carries over the rest of the game (1.5 avg.).

• Perhaps the lone defensive area where Georgia Tech strives to return to its form from recent seasons is in turnover creation.

• The Yellow Jackets uncharacteristically rank 109th out of 133 NCAA Division I FBS teams this season with just five takeaways through seven games (four fumble recoveries and an interception).

• For the first time this season, Georgia Tech forced two turnovers in a game when it recovered a pair of fumbles last Saturday at North Carolina.

• Tech has been one of the nation's leaders in takeaways for each of the last two seasons — tied for ninth nationally with 25 takeaways in 2023 and tied for seventh with 24 forced turnovers in 2022.

• Since 2019, no team in the country has had more fumble recoveries than the Yellow Jackets' 59.

MOST FUMBLE RECOVERIES SINCE 2019 (FBS)

1. Georgia Tech	59
2. Notre Dame	55
Tulsa	54
4. Illinois	52
Penn State	52

• Since the beginning of the 2020 season, Georgia Tech has forced an average of 2.5 turnovers per game in wins but has averaged just 0.9 takeaways per game in losses.

INDIVIDUAL

• r-So. LB **Kyle Efford** is tied for 28th in NCAA Division I FBS and sixth in the ACC with 52 tackles through seven games this season.

• Efford was named ACC Linebacker of the Week for the second time in his career after tallying 10 tackles in this season's opener vs. Florida State (Aug. 24).

• Efford's 13 tackles against Georgia State (Aug. 31) surpassed his previous career high of 11, set in last season's win over Syracuse (Nov. 18), when Efford was named the ACC Linebacker of the Week for the first time in his career.

• In all, Efford has recorded double-digit tackles five times in 14 games since moving into the starting lineup midway through last season.

KYLE EFFORD — GAME-BY-GAME

2022	TT-S-A	TFL	Sacks	FF	FR	INT
Ole Miss	0-0-0	0	0	0	0	0
UCF	0-0-0	0	0	0	0	0
Duke	0-0-0	0	0	0	0	0
Georgia	1-0-1	0	0	0	0	0
2022 Total	1-0-1	0	0	0	0	0
2023	TT-S-A	TFL	Sacks	FF	FR	INT
Louisville	1-1-0	0	0	0	0	0
S.C. State	7-3-4	0	0	0	0	0
Ole Miss	5-2-3	0	0	0	0	0
Wake Forest	1-0-1	0	0	0	0	0
Bowling Green	5-1-4	0	0	0	0	0
Miami (Fla.)	5-3-2	0	0	0	0	0
Boston College	6-2-4	0	0	0	0	0
North Carolina	6-3-3	0	0	0	0	0
Virginia	10-3-7	0	0	0	0	0
Clemson	7-3-4	1.0	1.0	0	0	0
Syracuse	11-5-6	0	0	0	0	1
Georgia	8-5-3	0	0	0	0	0
UCF	9-6-3	0	0	0	0	0
2023 Total	81-37-44	1.0	1.0	0	0	1
2024	TT-S-A	TFL	Sacks	FF	FR	INT
Florida State	10-1-9	0.5	0	0	0	0
Georgia State	13-5-8	1.0	0	0	0	0
Syracuse	6-5-1	1.0	1.0	0	0	0
VMI	3-1-2	1.0	0	0	0	0
Louisville	7-6-1	0	0	0	0	0
Duke	3-1-2	0	0	0	0	0
North Carolina	10-6-4	0	0	0	0	0
2024 Total	52-25-27	3.5	1.0	0	0	0
Career	134-62-72	4.5	2.0	0	0	1

• Despite not moving into the starting lineup until midway through last season, Efford led Georgia Tech with 81 tackles in 2023, 12 more than any other player on the squad.

• Efford became the first freshman to lead Georgia Tech in tackles since Darryl Smith tied for the team lead as a freshman in 1999 before going on to a 12-year NFL career with the Jacksonville Jaguars and Baltimore Ravens.

• Efford was the first Tech freshman to lead the team in tackles outright since Richardo Wimbush (91) in 1999.

• Sr. LB **Treniyas Tatum** has already set a career high for tackles for loss in a single season with 5.5 through seven games this season (prev.: 4.0 in 2023).

DEFENSE

- Tatum recorded his first forced fumble since Oct. 20, 2022 vs. Virginia when he stripped a ball that was recovered by r-Jr. DB **Ahmari Harvey** last Saturday at North Carolina.
- Harvey ranks second on the team with 35 tackles from his cornerback position.
- Harvey is the only Yellow Jacket with an interception, a fumble recovery and a forced fumble this season.
- Harvey recorded his first fumble recovery of the season and second of his career last Saturday at North Carolina.
- Harvey's interception vs. Duke (Oct. 5) not only sealed the Yellow Jackets' 24-14 win over the Blue Devils, but was also the Jackets' first INT of the season.
- Harvey's forced fumble vs. VMI was his first of the season and second of his career (his previous FF sealed Tech's 46-42 win over No. 17 North Carolina on Oct. 28 of last season).
- Harvey had a big day in Georgia Tech's season-opening win over Florida State (Aug. 24), finishing with a career-high eight tackles from his cornerback position.
- Two of Harvey's eight stops were among the most critical plays of the game. In the first quarter, his open-field tackle on fourth-and-4 forced a turnover on downs and squelched an FSU scoring threat with the Seminoles deep in GT territory. In the second quarter, he took down FSU QB D.J. Uigalelei in the backfield on third-and-3 for his first-career tackle for loss, forcing the Seminoles to settle for a field goal.
- Jr. DB **Clayton Powell-Lee** and Sr. DB **LaMiles Brooks** have combined for 37 tackles (23 for Powell-Lee, 14 for Brooks), 2.5 tackles for loss (2.0 for Brooks, 0.5 for Powell-Lee) and three pass breakups (two for Powell-Lee, one for Brooks) this season, despite Brooks seeing limited playing time over the past five games due to an injury that forced him out of action altogether against VMI (Sept. 14).
- Brooks and Powell-Lee are among five Yellow Jackets in the last 28 games with an interception and a fumble recovery in the same game (Charlie Thomas – Oct. 1, 2022 vs. Pitt, Brooks – Oct. 20, 2022 vs. Virginia, Powell-Lee vs. Virginia Tech – Nov. 5, 2022, Kyle Kennard vs. South Carolina State - Sept. 9, 2023 and Jaylon King vs. Wake Forest - Sept. 23, 2023 and Virginia - Nov. 4, 2023).
- Prior to five Tech players recording an interception and a fumble recovery in the last 26 games, only two other Yellow Jackets had accomplished the feat since 2000 (Quayshawn Nealy – Oct. 19, 2013 vs. Syracuse and Nov. 8, 2014 vs. NC State and Jordan-Swilling – Nov. 4, 2017 vs. Virginia).
- Getting the majority of the snaps with Brooks recovering from injury over the past five games, So. DB **Taye Seymore** has totaled 26 tackles against Syracuse (10), VMI (4), Louisville (4), Duke (5) and North Carolina (3) and is tied for third on the team with 29 total stops.
- Seymore led Georgia Tech with a career-high 10 tackles at Syracuse (Sept. 7), shattering his previous career high of two (vs. Georgia – Nov. 25, 2023).
- r-Sr. DB **Warren Burrell**, has relatively quiet numbers through seven games (19 tackles, team-high four pass breakups), but that is likely a result of opposing teams not challenging him.

- *Pro Football Focus* ranks Burrell as the No. 6 cornerback in the ACC this season with a 79.4 pass coverage grade.
- Another Georgia Tech defender that has perhaps flown under the radar this season in terms of stats (13 tackles, 4.0 TFL in seven games) but not by *Pro Football Focus* is r-Jr. DL **Jordan van den Berg**.
- PFF ranks Van den Berg as the No. 4 interior defensive lineman in the ACC and No. 28 interior DL in the nation against the run (82.9).
- Making his first start as a Yellow Jacket vs. Duke (Oct. 5), van den Berg racked up a sack and two TFL in Tech's 24-14 win.
- A fifth-year senior from Ruisbroek, Belgium, **Sylvain Yondjouen** enters this season as one of the oldest players in college football at 26 years of age.
- Born on June 21, 1998, Yondjouen is the second-oldest player in the ACC, the fourth-oldest defensive lineman in the nation and the 17th-oldest player in NCAA Division I FBS.

OLDEST STUDENT-ATHLETES, FBS (2024)

Player (Pos.), School	Birthday	Age
1. Luke Larsen (P), East Carolina	7/18/1992	32
2. Jordan Noyes (K), Colorado State	8/3/1992	32
3. Hugh Robertson (P), Illinois	1/16/1993	31
4. Eric Goins (K), Notre Dame	12/25/1993	30
5. Mark Crawford (P), Minnesota	12/28/1993	30
6. Colby Brewer (EDGE), New Mexico	5/30/1995	29
7. Monte Harrison (WR), Arkansas	8/10/1995	29
8. Alex Raich (LB), Kansas	11/17/1996	27
9. Mark Vassett (P), Colorado	12/4/1996	27
10. Adam Jacklin (P), UTEP	8/2/1997	27
11. David Marshall (DL), Baylor	11/11/1997	26
12. Cam McCormack (TE), Miami (Fla.)	4/2/1998	26
13. Johnny Mawa (OL), Utah	4/27/1998	26
14. Keenan Pili (LB), Tennessee	5/29/1998	26
15. Wilson Berry (P), Kentucky	6/18/1998	26
16. James Hansen (DL), Texas Tech	6/16/1998	26
17. Sylvain Yondjouen (DL), Georgia Tech	6/21/1998	26
18. Aliko Vimahi (DT), Utah	8/3/1998	26

Research courtesy of the University New Mexico

- Yondjouen sustained a season-ending knee injury in last season's opener against Louisville (Sept. 1). He medically redshirted to return to Georgia Tech for a sixth season in 2024.
- Now over a year removed from the knee injury, Yondjouen is beginning to return to form two sacks and 3.5 tackles for loss on the season, which includes two sacks and three TFL over the past four games.

2024 HONORS AND AWARDS

IN-SEASON

ACC QUARTERBACK OF THE WEEK

r-Jr. QB Haynes King (Aug. 24 vs. Florida State)

ACC RUNNING BACK OF THE WEEK

r-Jr. RB Jamal Haynes (Aug. 24 vs. Florida State)
 r-Jr. RB Jamal Haynes (Oct. 12 at North Carolina)

ACC OFFENSIVE LINEMAN OF THE WEEK

Sr. C Weston Franklin (Aug. 24 vs. Florida State)
 Jr. RG Keylan Rutledge (Oct. 12 at North Carolina)

ACC LINEBACKER OF THE WEEK

r-So. Kyle Efford (Aug. 24 vs. Florida State)

TYLER ROSE PLAYER OF THE WEEK (from Texas)

r-Jr. QB Haynes King (Oct. 12 at North Carolina) - *honorable mention*

CAMPBELL TROPHY SEMIFINALIST (Scholar-Athlete)

Sr. LS Henry Freer

JOHNNY UNITAS GOLDEN ARM AWARD TOP 25

(Quarterback)

r-Jr. QB Haynes King

PRESEASON

MAXWELL AWARD WATCH LIST

r-Jr. QB Haynes King
 r-Jr. RB Jamal Haynes

DAVEY O'BRIEN AWARD WATCH LIST (Quarterback)

r-Jr. QB Haynes King

MANNING AWARD WATCH LIST (Quarterback)

r-Jr. QB Haynes King

JOHNNY UNITAS GOLDEN ARM AWARD WATCH LIST

(Quarterback)

r-Jr. QB Haynes King

OUTLAND TROPHY WATCH LIST (Offensive Line)

Sr. C Weston Franklin

RIMINGTON TROPHY WATCH LIST (Center)

Sr. C Weston Franklin

PAUL HORNUNG AWARD WATCH LIST (Most Versatile)

r-Jr. RB Jamal Haynes

LOU GROZA AWARD WATCH LIST (Kicker)

r-So. Aidan Birr

WALTER CAMP PLAYER OF THE YEAR WATCH LIST

r-Jr. RB Jamal Haynes

DOAK WALKER AWARD WATCH LIST (Running Back)

r-Jr. RB Jamal Haynes

COMEBACK PLAYER OF THE YEAR WATCH LIST

r-Sr. DL Sylvain Yondjouen

r-Jr. WR Leo Blackburn

SPECIAL TEAMS

• As it has been since **Brent Key** took over as head coach in 2022, Georgia Tech is one of the nation's most prolific kick-blocking teams once again in 2024.

• Tech has blocked four kicks (three field goals and a punt) in seven games this season, which is tied for the most blocked kicks in the nation.

MOST BLOCKED KICKS — FBS, 2024

Team	Blocked Kicks
1. Georgia Tech	4
Florida State	4
3. Boise State	3
Eastern Michigan	3
Louisville	3
Purdue	3
TCU	3
UNLV	3
9. 21 teams tied	2

• **DB Rodney Shelley's** field goal block at North Carolina last Saturday was Georgia Tech's 11th blocked kick in 28 games since Oct. 1, 2022 (Key's first game as the Yellow Jackets' interim head coach). The Yellow Jackets' 11 blocks are the most in the nation during that span.

MOST BLOCKED KICKS SINCE OCT. 1, 2022 (BRENT KEY'S FIRST GAME AS GT'S HEAD COACH) — FBS

Georgia Tech	11
Notre Dame	10
Miami (Ohio)	9
Army West Point	8
Illinois	8
South Carolina	8
Florida State	8
Nebraska	7
Tennessee	7

• Tech has finished among the top 10 nationally in blocked kicks each of the last two seasons (t-10th in 2022 - four; t-third in 2023 - four).

• On Sept. 7 at Syracuse, Georgia Tech matched a school record with two blocked kicks (a blocked field goal by Sr. DL **Zeek Biggers** in the first quarter and a blocked punt by Fr. DL **Amontrae Bradford** in the second quarter).

• It was the 11th time in program history that Georgia Tech blocked two kicks in a game and the second time in Key's first 24 games as the Yellow Jackets' head coach. The Jackets also blocked two kicks versus Virginia on Oct. 20, 2022. In that game, Tech also blocked a field goal and a punt, and the blocked field goal was by Biggers.

• Biggers' blocked kick at Syracuse was the third of his career. He previously blocked field goals vs. Virginia on Oct. 20, 2022 and at Ole Miss on Sept. 16, 2023).

• Since the beginning of the 2013 season, Georgia Tech has blocked 35 kicks, which are tied for the second-most by an NCAA Division I FBS team during that span.

MOST BLOCKED KICKS SINCE 2013 (FBS)

Army West Point	36
Georgia Tech	35
Oklahoma State	35
Temple	34
Rutgers	33
SMU	32
Texas A&M	31
Indiana	30
Notre Dame	30
Utah State	30
BYU	29
Middle Tennessee	29

• Despite having played in just 19 games as a Yellow Jacket, r-so. PK **Aidan Birr** already ranks 12th in Georgia Tech history with 125 career points by kicking. He needs just 13 points to move into the program's all-time top 10.

• With 23 career field goals, Birr is also just two shy of moving into Tech's all-time top 10 for field goals made in a career.

• Birr's .767 career field goal percentage (23-of-30) is tops in Georgia Tech history among kickers with at least 20 attempts.

CAREER FIELD GOAL PERCENTAGE — GT HISTORY

	Pct. (FG-A)	Player	Years
1.	.767 (23-30)	Aidan Birr	2023-pres.
2.	.732 (41-56)	Travis Bell	2004-07
3.	.717 (43-60)	Harrison Butker	2013-16
4.	.701 (54-77)	Luke Manget	1999-2002
5.	.700 (14-20)	Gavin Stewart	2020-23

• In this year's season opener against Florida State (Aug. 24), Birr made a 44-yard field goal as time expired to lift Georgia Tech to a 24-21 win over the 10th-ranked Seminoles.

• Birr's game-winning field goal was the first "walk-off" field goal by a Yellow Jacket since current Kansas City Chief and three-time Super Bowl champion Harrison Butker made a 24-yarder as time expired in the Yellow Jackets' 27-24 victory at Virginia Tech on Sept. 20, 2014.

• Birr's game winning field goal was only the fifth "walk-off" field goal in Georgia Tech history, and the longest.

"WALK-OFF" FIELD GOALS (SCORED WINNING POINTS ON FINAL PLAY OF GAME) — GT HISTORY

Player	Opponent	Dist.	Score	Date
Scott Sisson	Virginia	33	24-21	9/19/91
Scott Sisson	No. 21 NC State	29	16-13	10/3/92
Luke Manget	No. 16 Georgia	38	51-48	11/27/99
Harrison Butker	Virginia Tech	24	27-24	9/20/14
Aidan Birr	No. 10 Florida St.	44	24-21	8/24/24

• Birr — an honorable mention freshman all-America selection by *College Football News* — established himself as one of the nation's top place kickers as a redshirt freshman in 2023.

• After missing the entire 2022 campaign due to a knee injury sustained while still in high school in Kennedale, Texas (Kennedale H.S.), Birr made 17-of-19 field goals as a redshirt freshman in 2023, good for a .895 percentage

• Birr's .895 field-goal percentage last season was the second-highest in Georgia Tech single-season history (behind only former teammate Gavin Stewart's .923 in 2022), the highest by a freshman in Tech history, the ninth-best in the nation in 2023 and the third-best among freshmen nationally.

• Birr's 17 field goals made 88 total points last season were also the most ever by a Tech freshman.

• Seven of Birr's 17 field goals last season came from 40 yards or more, which were the most field goals of 40-plus yards by a Yellow Jacket since three-time Super Bowl champion Harrison Butker (Kansas City Chiefs) made eight field goals from 40 yards or more as a senior at Tech in 2016

• Sr. P **David Shanahan** is averaging 43.7 yards per punt this season. His 43.7-yard average would rank 30th nationally if he had enough attempts to qualify for the official NCAA statistical rankings (min. 3.6 punts per game - Shanahan is averaging 3.4).

• Ten of Shanahan's 24 punts (41.7%) this season have been downed inside the 20 and 6-of-24 (25%) have traveled 50 yards or more.

• Shanahan, who has been Georgia Tech's starting punter since his first game with the program in 2021, ranks among Tech's all-time leaders in punts (fourth - 198), punt yards (third - 8,473) and punting average (third - 42.79).

CAREER PUNTS — GT HISTORY

Punts	Player	Years
1. 252	Jeff Pierce	1978-81
2. 210	Pressley Harvin III	2017-20
3. 204	Jason Bender	1991-94
4. 203	David Shanahan	2021-pres.
5. 195	Tommy Chapman	1967-69

CAREER PUNTING YARDS — GT HISTORY

Yards	Player	Years
1. 10,271	Jeff Pierce	1978-81
2. 9,396	Pressley Harvin III	2017-20
3. 8,681	David Shanahan	2021-pres.
4. 8,348	Jason Bender	1991-94
5. 7,516	Tommy Chapman	1967-69

CAREER PUNTING AVERAGE (MIN. 75 PUNTS) — GT HISTORY

Yards	Player	Years
1. 45.31	Durant Brooks	2006-07
2. 44.74	Pressley Harvin III	2017-20
3. 42.76	David Shanahan	2021-pres.
4. 41.42	Rodney Williams	1995-98
5. 41.37	Dan Dyke	1999-2000

• Shanahan, who hails from Castleisland in County Kerry, about three hours southwest of Dublin, is believed to be the first Ireland native ever awarded a full scholarship to play American college football.

• Playing in front of more than 100 family and friends in Tech's season opener versus No. 10 Florida State in Dublin, Ireland (Aug. 24), Shanahan averaged 46.5 yards over two punts and, perhaps more notably, was on the field for the game-winning field goal as Birr's holder.

• In addition to blocking a field goal, Shelley also contributes on special teams as the Yellow Jackets' primary punt returner. He ranks seventh in the ACC and 41st nationally with a 7.2-yard punt return average.

MISCELLANEOUS

• Georgia Tech is tied for 20th in NCAA Division I FBS history with 761 all-time victories.

ALL-TIME WINS — NCAA DIVISION I FBS

Wins	Team
1. 1008	Michigan
2. 970	Alabama
3. 969	Ohio State
4. 954	Texas
5. 953	Notre Dame
6. 948	Oklahoma
7. 936	Penn State
8. 922	Nebraska
9. 886	Georgia
10. 878	USC
11. 870	Tennessee
12. 811	LSU
13. 803	Clemson
14. 801	Auburn
15. 784	West Virginia
16. 783	Texas A&M
17. 779	Washington
18. 775	Virginia Tech
19. 767	Pittsburgh
20. 761	Georgia Tech
761	Florida
22. 748	Syracuse
23. 746	Wisconsin
24. 744	Arkansas
25. 742	Navy

• As has become commonplace at Georgia Tech, the Yellow Jackets are once again navigating one of the nation's toughest schedules in 2024.

• All 11 of Georgia Tech's NCAA Division I opponents in 2024 appeared in bowl games in 2023. The Yellow Jackets are the only team in the nation with that distinction.

• Tech's 2024 opponents had a combined record of 103-54 in 2023, which gives the Jackets the nation's fourth-toughest schedule in terms of opponents' 2023 winning percentage.

Toughest Schedules — 2024 (FBS)

Team	2024 Opponents' 2023 Record (Pct.)
1. Florida	106-50 (.679)
2. USC	106-53 (.667)
3. Northwestern	104-53 (.662)
4. Georgia Tech	103-54 (.656)
5. Oregon	101-57 (.639)

• The Yellow Jackets' remaining schedule, which includes three top 15 opponents — No. 12/11 Notre Dame (Saturday), No. 6 Miami (Nov. 9) and No. 5/4 Georgia (Nov. 29) — is rated as the nation's second-hardest remaining schedule by *Pro Football Focus*.

Toughest Remaining Schedules — 2024 (FBS)

PRO FOOTBALL FOCUS STRENGTH OF SCHEDULE RATINGS

Team
1. Florida
2. Georgia Tech
3. Purdue
4. Wisconsin
5. Washington

• Facing a daunting schedule is nothing new for Georgia Tech, as its 2021 schedule was the nation's toughest and its 2022 slate ranked sixth, based on opponents' final winning percentage.

• Georgia Tech is one of only two ACC teams that ranks in the top 40 nationally in both total offense (32nd - 444.6 ypg) and total defense (36th - 327.4 ypg), joining Miami (Fla.).

• Tech is also the only ACC team that ranks in the top 25 nationally in both rushing defense (24th - 103.7 ypg) and rushing offense (25th - 204.4 ypg).

• As is often the case, turnover margin has been a strong indicator of whether Georgia Tech wins or loses over the last three-plus seasons. In their 23 wins since the beginning of the 2020 campaign, the Yellow Jackets have won the turnover battle in 16-of-23 games and are plus-35 overall in turnover margin. On the flip side, Tech has lost the turnover battle in 19 of its 31 defeats since the beginning of 2020 and is minus-28 overall in turnover margin in those 31 losses.

• This season, Georgia Tech is plus-4 in turnover margin in its five wins and minus-1 in its two defeats.

• Last season, the Yellow Jackets were plus-11 in turnover margin in their seven wins and minus-seven in their six defeats.

• One area where Georgia Tech is looking to return to last season's form is in penalties.

• Since the beginning of the 2014 season, Georgia Tech has played games in eight different National Football League stadiums (Mercedes-Benz Stadium - Atlanta; Bank of America Stadium - Carolina; Ford Field - Detroit; TIAA Bank Field - Jacksonville; Hard Rock Stadium - Miami; Lincoln Financial Field - Philadelphia; Acrisure Stadium - Pittsburgh; Raymond James Stadium - Tampa Bay), which is tied for the fifth-most NFL stadiums that any college football team has played in during that span.

MOST NFL STADIUMS PLAYED IN

BY COLLEGE FOOTBALL TEAMS (SINCE 2014)

- 15 – Notre Dame** – Arizona, Baltimore, Carolina, Chicago, Dallas, Indianapolis, Jacksonville, Las Vegas, Los Angeles (Coliseum), Miami, New York, Philadelphia, Pittsburgh, Tennessee, Washington
- 10 – Clemson** – Arizona, Atlanta, Carolina, Dallas, Jacksonville, Miami, New Orleans, Pittsburgh, San Francisco, Tampa Bay
- 10 – Wisconsin** – Carolina, Chicago, Dallas, Green Bay, Houston, Indianapolis, Las Vegas, Miami, San Diego, Tampa Bay
- 9 – BYU** – Arizona, New England, Kansas City, Las Vegas, Los Angeles (Coliseum), New Orleans, San Diego, Tampa Bay, Washington
- 8 – GEORGIA TECH** – Atlanta, Carolina, Detroit, Jacksonville, Miami, Philadelphia, Pittsburgh, Tampa Bay
- 8 – Alabama** – Arizona, Atlanta, Dallas, Indianapolis, Miami, New Orleans, San Francisco, Tampa Bay
- 8 – LSU** – Atlanta, Arizona, Green Bay, Houston, Las Vegas, New Orleans, Tampa, Tennessee
- 8 – Maryland** – Baltimore, Carolina, Detroit, Philadelphia, San Francisco, Tampa Bay, Tennessee
- 8 – Navy** – Baltimore, Jacksonville, New England, New York, Philadelphia, San Diego, Tampa, Washington
- 7 – Florida State** – Atlanta, Carolina, Dallas, Miami, New Orleans, Pittsburgh, Tampa Bay
- 7 – Georgia** – Atlanta, Carolina, Indianapolis, Jacksonville, New Orleans, Miami, Los Angeles (SoFi)
- 7 – Ohio State** – Atlanta, Baltimore, Dallas, Indianapolis, Miami, New Orleans, Phoenix
- 7 – Tennessee** – Atlanta, Carolina, Jacksonville, Miami, Pittsburgh, Tampa Bay, Tennessee
- 7 – Texas A&M** – Carolina, Dallas, Denver, Houston, Jacksonville, Miami, Tennessee

• Head coach **Brent Key** is the fifth Georgia Tech alumnus to ever serve as the Yellow Jackets' football head coach, joining William Alexander (1920-44), Bill Fulcher (1972-73), Pepper Rodgers (1974-79) and Bill Curry (1980-86).

• Georgia Tech's 11 full-time coaches have combined to win 79 championships at high school (state), college (division/conference/national) and NFL (division/conference/Super Bowl) levels as players and coaches.

CHAMPIONSHIPS WON BY GEORGIA TECH STAFF

HC Brent Key	17
(9 division, 7 conference, 1 national)	
OC/TE Buster Faulkner	14
(1 HS state, 4 division, 6 conference, 3 national)	
Asst. HC/Co-OC/QB Chris Weinke	9
(1 division, 4 conference, 2 national, 1 NFL division, 1 NFL conf.)	
RB/Run-Game Coord. Norv McKenzie	4
(2 division, 2 conference)	
OL Geep Wade	2
(1 division, 1 conference)	
WR Trent McKnight	2
(1 division, 1 conference)	
DC/LB Tyler Santucci	4
(4 conference)	
Assoc. HC/STC/CB Ricky Brumfield	5
(2 division, 3 conference)	
DL Jess Simpson	12
(1 division, 1 conference, 10 HS state)	
DB Cory Peoples	4
(1 conference, 1 national, 1 CFL division, 1 NFL division)	
OLB/DE Kyle Pope	6
(2 division, 3 conference, 1 national)	
TOTAL	79

DEPTH CHART

OFFENSE

LEFT TACKLE

- 55 **COREY ROBINSON II**..... 6-5305.... r-Jr.
- 52 Harrison Moore.....6-5.....290 Fr.

LEFT GUARD

- 67 **JOE FUSILE**..... 6-6315.... r-Jr.
- 71 Jordan Brown.....6-5.....315 r-Jr.

CENTER

- 72 **WESTON FRANKLIN**..... 6-4310.... Sr.
- 50 Tana Alo-Tupuola6-1310 Fr.

RIGHT GUARD

- 77 **KEYLAN RUTLEDGE**..... 6-4310.... Jr.
- 58 Brandon Best.....6-4.....305 r-So.
- or 70 Jameson Riggs.....6-6.....310 Fr.

RIGHT TACKLE

- 54 **JORDAN WILLIAMS**..... 6-6315.... Sr.
- 74 Benjamin Galloway.....6-4.....310 r-Fr.
- or 78 Ethan Mackenny.....6-4.....310 So.

TIGHT END

- 9 **AVERY BOYD**..... 6-3240.... Sr.
- or 85 **JACKSON HAWES**..... 6-5260.... r-Sr.
- 15 Luke Harpring.....6-3.....225 Fr.
- or 17 Josh Beetham6-5.....250 r-Jr.
- or 86 Ryland Goede.....6-6.....255 r-Sr.

WIDE RECEIVER

- 8 **MALIK RUTHERFORD** ... 5-9170.... r-Jr.
- 87 Bailey Stockton.....5-11 ...185 r-Fr.

WIDE RECEIVER

- 7 **CHASE LANE**..... 6-0195.... r-Sr.
- 1 Leo Blackburn6-5.....220 r-Jr.

WIDE RECEIVER

- 2 **ERIC SINGLETON JR.**..... 5-11 ...190.... So.
- 4 Abdul Jannah, Jr.....6-3.....195 r-Sr.

RUNNING BACK

- 11 **JAMAL HAYNES** 5-9180.... r-Jr.
- 3 Trey Cooley.....5-10....205 Sr.
- or 6 Anthony Carrie.....6-0.....195 Fr.
- or 27 Chad Alexander5-9.....185 So.
- or 28 Trelain Maddox6-1.....210 Fr.

QUARTERBACK

- 10 **HAYNES KING**..... 6-3215.... r-Jr.
- 5 Zach Pyron.....6-3.....220 r-So.

DEFENSE

END

- 27 **JOSHUA ROBINSON** 6-6265.... Sr.
- or 32 **SYLVAIN YONDJOUE** .. 6-4260.... r-Sr.
- 90 Jordan Boyd.....6-3.....260 Fr.

NOSE

- 88 **ZEEK BIGGERS**..... 6-6320.... Sr.
- 13 Horace Lockett6-6.....315 r-So.
- or 95 Jason Moore6-2.....265 r-Jr.

TACKLE

- 8 **MAKIUS SCOTT** 6-4290.... Sr.
- or 99 **JORDAN VAN DEN BERG**. 6-3305.... r-Jr.
- 59 Thomas Gore.....6-0.....290 r-Sr.

RUSH

- 9 **ROMELLO HEIGHT** 6-3240.... r-Jr.
- or 11 **KEVIN HARRIS** 6-4245.... Sr.
- 35 Jacob Cruz.....6-4.....245 So.
- or 98 Amontrae Bradford.....6-5.....250 Fr.

LINEBACKER

- 44 **KYLE EFFORD** 6-2230.... r-So.
- 2 E.J. Lightsey.....6-2.....230 r-So.

LINEBACKER

- 0 **TRENILYAS TATUM** 6-2225.... Sr.
- 15 Tah'j Butler.....6-1.....230 Fr.

NICKEL/SAM

- 6 **RODNEY SHELLEY** 5-11 ...180.... Jr.
- 16 **SYEED GIBBS**..... 6-0190.... r-So.
- or 21 **OMAR DANIELS**..... 6-0176.... r-Jr.

STRONG SAFETY

- 5 **CLAYTON POWELL-LEE**... 6-2195.... Jr.
- 24 Jayden Davis.....6-2.....185 r-Fr.

FREE SAFETY

- 1 **LAMILES BROOKS** 6-2200.... Sr.
- or 7 **TAYE SEYMORE**..... 5-11 ...205.... So.

RIGHT CORNERBACK

- 3 **AHMARI HARVEY** 6-0190.... r-Jr.
- 23 Zachary Tobe.....6-2.....195 So.

LEFT CORNERBACK

- 4 **WARREN BURRELL**..... 6-0195.... r-Sr.
- 14 Nehemiah Chandler6-1.....170 Fr.

SPECIALISTS

PLACE KICKER

- 33 **AIDAN BIRR** 6-1200.... r-So.
- 39 James Whatley6-2.....195 Fr.

PUNTER

- 43 **DAVID SHANAHAN** 6-2195.... Sr.
- 39 James Whatley6-2.....195 Fr.

LONG SNAPPER

- 46 **HENRY FREER** 6-0205.... r-Sr.
- 48 Joseph Stoever.....6-2.....210 r-Fr.

GEORGIA TECH COACHES ON GAMEDAY ON THE FIELD

Head Coach

Brent Key — Second season (Georgia Tech, 2001)

Asst. Head Coach/Co-Offensive Coord./Quarterbacks:

Chris Weinke — Third season (Florida State, 2000)

Running Backs/Run Game Coordinator:

Norv McKenzie — Second season (Vanderbilt, 2005)

Offensive Line:

Geep Wade — Second season (Chattanooga, 2002)

Wide Receivers:

Trent McKnight — First season (Samford, 2010)

Assoc. Head Coach/Special Teams Coord./Cornerbacks:

Ricky Brumfield — Second season (Utah State, 1999)

Defensive Line:

Jess Simpson — First season (Auburn, 1993)

Defensive Backs:

Cory Peoples — First season (South Carolina, 2005)

Defensive Line:

Kyle Pope — First season (Jacksonville State, 2015)

IN THE BOOTH

Offensive Coordinator/Tight Ends:

Buster Faulkner — Second season (Valdosta State, 2005)

Defensive Coordinator/Linebackers:

Tyler Santucci — First season (Stony Brook, 2010)

PRONUNCIATION GUIDE

Student-Athletes

0	TRENILYAS Tatum	trin-NIL-yus
3	AHMARI Harvey	ah-MAHR-ee
4	ABDUL JANNEH, Jr.	ab-DOOL juh-NUH
5	Zach PYRON	PYE-rin
8	MALIK Rutherford	muh-LEEK
8	MAKIUS Scott	muh-KYE-yus
12	Aaron PHILO	FY-loh
15	TAH'J Butler	TAH-jay
16	SYEED Gibbs	sy-FEED
17	Josh BEETHAM	BEE-thum
23	Zachary TOBE	TOH-bee
25	TAYE SEYMORE	TAY SEE-more

28	TRELAIN Maddox	TRAY-lin
32	Sylvain YONDJOUE	yun-JEW-in
42	Luke LAUGHTER	LAW-ter
44	Kyle EFFORD	EE-ferd
49	CHUMA OKYOE	CHEW-muh oh-KOY-yay
50	TANA ALO-TUPUOLA	TAN-uh AH-loh too-poo-OHL-uh
54	Caleb DOZIER	DOH-sher
59	Will SCISSUM	SIZ-um
64	Ryan PURVES	purvs
67	Joe FUSILE	FEW-sill
80	Brett SEITHER	SY-ther
86	Ryland GOEDE	GOH-dee
93	JAAYMEN ROCHELL	JAY-min roh-SHELL

94	UCHE ILOH	OO-chay EE-loe
96	SHYMEIK Jones	SHY-meek
98	AMONTRAE Bradford	uh-MAHN-tray

Coaches

	Tyler SANTUCCI	san-TOO-chee
	Chris WEINKE	WENG-kee

2024 ROSTERS

ALPHABETICAL			NUMERICAL						
NO.	NAME	POS.	NO.	NAME	POS.	HT.	WT.	CL.	HOMETOWN/HIGH SCHOOL (PREVIOUS COLL.)
57	Cade Adams	DL	0	Trenilyas Tatum	LB	6-2	225	Sr.	Riverdale, Ga./Mount Zion H.S.
36	Kace Adams	DB/LS	1	Leo Blackburn	WR	6-5	220	r-Jr.	Atlanta, Ga./Westlake H.S.
27	Chad Alexander	RB	1	LaMiles Brooks	DB	6-2	200	Sr.	Jacksonville, Fla./Trinity Christian Academy
50	Tana Alo-Tupuola	OL	2	Eric Singleton, Jr.	WR	5-11	190	So.	Douglasville, Ga./Alexander H.S.
17	Josh Beetham	TE	2	E.J. Lightsey	LB	6-2	230	r-So.	Fitzgerald, Ga./Fitzgerald H.S. (Georgia)
56	Jacob Benjamin	OL	3	Trey Cooley	RB	5-10	205	Sr.	Raleigh, N.C./Knightdale H.S. (Louisville)
58	Brandon Best	OL	3	Ahmari Harvey	DB	6-0	190	r-Jr.	Tallahassee, Fla./Florida State Univ. School (Auburn)
88	Zeek Biggers	DL	4	Warren Burrell	DB	6-0	195	r-Sr.	Suwanee, Ga./North Gwinnett H.S. (Tennessee)
33	Aidan Birr	PK	4	Abdul Janneh, Jr.	WR	6-3	195	r-Sr.	Hanover, Pa./New Oxford H.S. (Duquesne)
1	Leo Blackburn	WR	5	Clayton Powell-Lee	DB	6-2	195	Jr.	Atlanta, Ga./Westlake H.S.
25	Nick Bliss	WR	5	Zach Pyron	QB	6-3	220	r-So.	Pinson, Ala./Pinson Valley H.S.
9	Avery Boyd	TE	6	Anthony Carrie	RB	6-0	195	Fr.	Tampa, Fla./Carrollwood Day School
90	Jordan Boyd	DL	6	Rodney Shelley	DB	5-11	180	Jr.	Fairburn, Ga./Langston Hughes H.S.
98	Amontrae Bradford	DL	7	Chase Lane	WR	6-0	195	r-Sr.	Houston, Texas/St. Pius X H.S. (Texas A&M)
1	LaMiles Brooks	DB	7	Taye Seymore	DB	5-11	205	So.	Atlanta, Ga./South Atlanta H.S.
71	Jordan Brown	OL	8	Malik Rutherford	WR	5-9	170	r-Jr.	Miami, Fla./Champagnat Catholic School
4	Warren Burrell	DB	8	Makius Scott	DL	6-4	290	Sr.	Gainesville, Ga./Gainesville H.S. (South Carolina)
15	Tah'j Butler	LB	9	Avery Boyd	TE	6-3	240	Sr.	Tallahassee, Fla./Godby H.S.
68	Bobby Campbell	OL	9	Romello Height	DL	6-3	240	r-Jr.	Dublin, Ga./Dublin H.S. (USC)
13	Isiah Canion	WR	10	Haynes King	QB	6-3	204	r-Jr.	Longview, Texas/Longview H.S. (Texas A&M)
6	Anthony Carrie	RB	11	Kevin Harris II	DL	6-4	250	Sr.	Loganville, Ga./Grayson H.S. (Alabama)
14	Nehemiah Chandler	DB	11	Jamal Haynes	RB	5-9	190	r-Jr.	Loganville, Ga./Grayson H.S.
38	A.J. Cheeks	LB	12	Aaron Philo	QB	6-2	215	Fr.	Bogart, Ga./Prince Avenue Christian School
93	Drew Cohen	LB	13	Isiah Canion	WR	6-4	210	Fr.	Warner Robins, Ga./Warner Robins H.S.
53	Jack Collins	LB	13	Horace Lockett	DL	6-6	315	r-So.	Atlanta, Ga./Westlake H.S.
3	Trey Cooley	RB	14	Nehemiah Chandler	DB	6-1	170	Fr.	Jacksonville, Fla./Wakulla H.S.
35	Jacob Cruz	LB	14	Graham Knowles	QB	6-7	220	Fr.	Southlake, Texas/Carroll H.S.
21	Omar Daniels	DB	15	Tah'j Butler	LB	6-1	230	Fr.	New Orleans, La./Edna Karr H.S.
24	Jayden Davis	DB	15	Luke Harpring	TE	6-3	225	Fr.	Atlanta, Ga./Marist School
24	Trent Davis	WR	16	Syeed Gibbs	DB	6-0	190	r-So.	Everett, Mass./Everett H.S. (Rhode Island)
28	Austin Dean	LB	16	Brody Rhodes	QB	6-1	200	r-Jr.	Canton, Ga./Creekview H.S.
29	Nico Dowdell	DB	17	Josh Beetham	TE	6-5	250	r-Jr.	Yorkville, Ill./Yorkville H.S. (Michigan)
54	Caleb Dozier	LB	17	Jackson Hamilton	LB	6-0	230	r-Jr.	Woodstock, Ga./Blessed Trinity H.S. (Louisville)
45	Bayler Duncan	LB	18	Troy Stevenson IV	DB	5-11	180	Fr.	Huger, S.C./Philip Simmons H.S.
44	Kyle Efford	LB	18	Zion Taylor	WR	6-0	205	r-Fr.	Norcross, Ga./Norcross H.S.
89	Chris Elko	WR	20	Ben Guthrie	QB	5-10	185	r-Fr.	Alpharetta, Ga./Alpharetta H.S.
79	Jordan Floyd	OL	20	Christian Pritchett	DB	6-2	190	Fr.	Harvey, La./St. Augustine H.S.
31	Jonorian Fouts	LB	21	Omar Daniels	DB	6-0	190	r-Jr.	Moultrie, Ga./Colquitt County H.S. (Kansas State)
34	Myles Forristall	LB	21	Daylon Gordon	RB	5-9	185	r-Jr.	Eastman, Ga./Dodge County H.S.
25	Cedric Franklin II	DB	22	D.J. Moore	DB	6-1	195	r-So.	Loganville, Ga./Archer H.S.
72	Weston Franklin	OL	23	Zachary Tobe	DB	6-2	195	So.	Ocoee, Fla./Ocoee H.S. (Illinois)
46	Henry Freer	LS	24	Jayden Davis	DB	6-2	185	r-Fr.	Suwanee, Ga./Collins Hill H.S. (Cincinnati)
67	Joe Fusile	OL	24	Trent Davis	WR	5-11	175	r-Jr.	Douglas, Ga./Coffee H.S.
74	Benjamin Galloway	OL	25	Nick Bliss	WR	5-10	180	Fr.	Richmond Hill, Ga./Richmond Hill H.S.
16	Syeed Gibbs	DB	25	Cedric Franklin II	DB	6-0	185	Fr.	Mableton, Ga./Kell H.S.
86	Ryland Goede	TE	26	Ben Hollerbach	DB	5-10	180	r-So.	Savannah, Ga./Benedictine Military Academy
21	Daylon Gordon	RB	27	Chad Alexander	RB	5-9	185	So.	Lawrenceville, Ga./Archer H.S.
59	Thomas Gore	DL	27	Joshua Robinson	DL	6-6	265	Sr.	Douglasville, Ga./Douglas County H.S.
76	Kai Greer	OL	28	Austin Dean	LB	6-2	225	r-Jr.	Tampa, Fla./Berkeley Prep (Rutgers)
20	Ben Guthrie	QB	28	Trelain Maddox	RB	6-1	210	Fr.	Stone Mountain, Ga./Parkview H.S.
17	Jackson Hamilton	LB	29	Nico Dowdell	DB	6-0	200	r-Fr.	Loganville, Ga./Loganville H.S.
15	Luke Harpring	TE	30	Lawson Pritchett	DB	6-3	210	Fr.	Rabun Gap, Ga./Rabun Gap-Nacoochee School
11	Kevin Harris II	DL	31	Jonorian Fouts	LB	5-10	225	r-Fr.	Swainsboro, Ga./Swainsboro H.S.
3	Ahmari Harvey	DB	32	Sylvain Yondjouen	DL	6-4	260	r-Sr.	Ruisbroek, Belgium/Don Bosco School
85	Jackson Hawes	TE	33	Aidan Birr	PK	6-1	200	r-So.	Kennedale, Texas/Kennedale H.S.
11	Jamal Haynes	WR	34	Myles Forristall	LB	6-0	230	r-Fr.	Cartersville, Ga./Cartersville H.S.
9	Romello Height	DL	35	Jacob Cruz	LB	6-4	245	So.	Kennesaw, Ga./North Cobb Christian School



2024 ROSTERS

NO.	NAME	POS.	HT.	WT.	CL.	HOMETOWN/HIGH SCHOOL (PREVIOUS COLL.)
36	Kace Adams	DB/LS	5-11	190	r-Fr.	Cartersville, Ga./Cartersville H.S.
37	Joseph Moseley	DB	6-0	185	Fr.	Marietta, Ga./Marietta H.S.
38	A.J. Cheeks	DB	5-10	180	r-Fr.	Lawrenceville, Ga./Mountain View H.S.
39	Will Kiker	DB	6-1	190	r-Fr.	Ellijay, Ga./Gilmer County H.S.
39	James Whatley	P/PK	6-2	195	Fr.	Birmingham, Ala./Oak Mountain H.S.
40	Joshua Taylor	P	6-3	220	r-Fr.	Sharpsburg, Ga./Trinity Christian School
42	Luke Laughter	LB	6-0	220	Fr.	Atlanta, Ga./St. Pius X H.S.
43	David Shanahan	P	6-2	195	Sr.	Castleisland, Co. Kerry, Ireland/St. Patrick's Sec. School
44	Kyle Efford	LB	6-2	230	r-So.	Dacula, Ga./Dacula H.S.
45	Bayler Duncan	LB	6-0	195	Fr.	Cumming, Ga./South Forsyth H.S.
45	Andrew Nelms	PK/P	6-1	195	Fr.	Marietta, Ga./Pope H.S.
46	Henry Freer	LS	6-0	205	r-Sr.	College Park, Ga./Woodward Academy
47	Joshua Ruder	OL	6-5	270	r-Fr.	Loganville, Ga./Loganville H.S.
48	Joseph Stoever	LS	6-2	210	r-Fr.	Savannah, Ga./Benedictine Military Academy
49	Chuma Okoye	DL	6-0	230	r-Fr.	Dacula, Ga./Dacula H.S.
49	Ronnie Thomas	LS	5-10	215	r-So.	Warner Robins, Ga./Houston County H.S. (Kennesaw St.)
50	Tana Alo-Tupuola	OL	6-1	310	Fr.	Brownsburg, Ind./IMG (Fla.) Academy
52	Harrison Moore	OL	6-5	290	Fr.	Southlake, Texas/Carroll H.S.
53	Jack Collins	LB	6-1	225	r-Fr.	Weddington, N.C./Weddington H.S.
54	Caleb Dozier	LB	6-2	225	Fr.	Dothan, Ala./Headland H.S.
54	Jordan Williams	OL	6-6	315	Sr.	Gainesville, Ga./Gainesville H.S.
55	Corey Robinson II	OL	6-5	305	r-Jr.	Roswell, Ga./Roswell H.S. (Kansas)
56	Jacob Benjamin	OL	6-4	295	r-Fr.	Flowery Branch, Ga./Cherokee Bluff H.S. (Army West Point)
57	Cade Adams	DL	6-0	285	r-Fr.	Dawsonville, Ga./Dawson County H.S.
58	Brandon Best	OL	6-4	305	r-So.	Tucker, Ga./Milton H.S.
59	Thomas Gore	DL	6-0	290	r-Sr.	Nashville, Ga./Brentwood Academy (Miami (Fla.))
59	Will Scissum	LS	6-2	260	r-Sr.	Marietta, Ga./The Walker School
60	Nick Pearson	OL	6-3	305	r-Fr.	Milton, Ga./Blessed Trinity H.S. (Kentucky)
64	Ryan Purves	OL	6-3	300	r-SO.	Marietta, Ga./Walton H.S.
67	Joe Fusile	OL	6-6	315	r-Jr.	Richmond Hill, Ga./Richmond Hill H.S.
68	Bobby Campbell	OL	6-3	285	Fr.	Adairsville, Ga./Adairsville H.S.
70	Jameson Riggs	OL	6-6	310	Fr.	Douglasville, Ga./Hiram H.S.
71	Jordan Brown	OL	6-5	315	r-Jr.	Long Beach, Calif./Jireh (N.C.) Prep Acad. (UNC Charlotte)
72	Weston Franklin	OL	6-4	310	Sr.	Jesup, Ga./Wayne County H.S.
73	Patrick Screws, Jr.	OL	6-5	310	r-Fr.	Eufaula, Ala./Eufaula H.S.
74	Benjamin Galloway	OL	6-4	310	r-Fr.	Powder Springs, Ga./Hillgrove H.S.
76	Kai Greer	OL	6-6	280	Fr.	Charlotte, N.C./Marvin Ridge H.S.
77	Keylan Rutledge	OL	6-4	310	Jr.	Royston, Ga./Franklin County H.S. (Middle Tennessee)
78	Ethan Mackenny	OL	6-4	310	Fr.	Marietta, Ga./Lassiter H.S.
79	Jordan Floyd	OL	6-6	315	Fr.	Lilburn, Ga./Parkview H.S.
80	Brett Seither	TE	6-5	240	r-Sr.	Clearwater, Fla./Clearwater Cent. Catholic H.S. (Georgia)
81	Trey Horne	WR	6-3	195	Fr.	Columbia, S.C./Raybun Gap-Nacoochee (Ga.) School
82	Jackson Long	TE	6-4	225	r-So.	Hendersonville, Tenn./Beech H.S. (South Florida)
83	Blake Ragsdale	TE	6-4	235	Fr.	Nashville, Tenn./Montgomery Bell Academy
84	David Prince	TE	6-4	230	Fr.	Brunswick, Ga./Glynn Academy
85	Jackson Hawes	TE	6-5	260	r-Sr.	Salt Lake City, Utah/Highland H.S. (Yale)
86	Ryland Goede	TE	6-6	255	r-Sr.	Kennesaw, Ga./Kennesaw Mountain H.S. (Mississippi St.)
87	Bailey Stockton	WR	5-11	185	r-Fr.	Bogart, Ga./Prince Avenue Christian School
88	Zeek Biggers	DL	6-6	320	Sr.	Salisbury, N.C./West Rowan H.S.
89	Chris Elko	WR	6-1	195	r-Fr.	Roswell, Ga./Roswell H.S.
90	Jordan Boyd	DL	6-3	260	Fr.	Beech Island, S.C./Silver Bluff H.S.
91	Jaaymen Rochell	DL	6-4	295	r-So.	Duluth, Ga./North Gwinnett H.S.
93	Drew Cohen	LB	6-3	240	Fr.	Milton, Ga./Milton H.S.
94	Uche Iloh	DL	6-5	275	Fr.	Fayetteville, Ga./McIntosh H.S.
95	Jason Moore	DL	6-2	295	r-Jr.	Hampton, Ga./Dutchtown H.S.
96	Shymeik Jones	DL	6-5	300	Fr.	Camden, S.C./Camden H.S.
97	Landen Marshall	DL	6-2	285	Fr.	Andalusia, Ala./Andalusia H.S.
98	Amontrae Bradford	DL	6-5	250	Fr.	Statesboro, Ga./Statesboro H.S.
99	Jordan van den Berg	DL	6-3	305	r-Jr.	Johannesburg, S. Africa/Providence Christ. Acad. (Penn St.)

NO.	NAME	POS.
26	Ben Hollerbach	DB
81	Trey Horne	WR
94	Uche Iloh	DL
4	Abdul Janneh, Jr.	WR
96	Shymeik Jones	DL
39	Will Kiker	DB
10	Haynes King	QB
14	Graham Knowles	QB
7	Chase Lane	WR
42	Luke Laughter	LB
2	E.J. Lightsey	LB
13	Horace Lockett	DL
82	Jackson Long	TE
78	Ethan Mackenny	OL
28	Trelain Maddox	RB
97	Landen Marshall	DL
3	D.J. Moore	DB
52	Harrison Moore	OL
95	Jason Moore	DL
37	Joseph Moseley	DB
45	Andrew Nelms	PK/P
49	Chuma Okoye	LB
60	Nick Pearson	OL
12	Aaron Philo	QB
5	Clayton Powell-Lee	DB
84	David Prince	TE
20	Christian Pritchett	DB
30	Lawson Pritchett	LB
64	Ryan Purves	OL
5	Zach Pyron	QB
83	Blake Ragsdale	TE
16	Brody Rhodes	QB
70	Jameson Riggs	OL
55	Corey Robinson II	OL
27	Joshua Robinson	DL
91	Jaaymen Rochell	DL
47	Joshua Ruder	OL
8	Malik Rutherford	WR
77	Keylan Rutledge	OL
59	Will Scissum	LS
8	Makius Scott	DL
73	Patrick Screws, Jr.	OL
80	Brett Seither	TE
7	Taye Seymore	DB
43	David Shanahan	P
6	Rodney Shelley	DB
2	Eric Singleton, Jr.	WR
18	Troy Stevenson IV	DB
87	Bailey Stockton	WR
48	Joseph Stoever	LS
0	Treniyas Tatum	LB
40	Joshua Taylor	P
18	Zion Taylor	WR
49	Ronnie Thomas	LS
23	Zachary Tobe	DB
99	Jordan van den Berg	DL
39	James Whatley	P/PK
54	Jordan Williams	OL
32	Sylvain Yondjouen	DL

RECORD BREAKDOWN

Current Streak	Won 2
Current Home Streak	Won 3
Current Road Streak	Won 1
Current Neutral Streak	Won 2
Last Win	41-34 at North Carolina (10/12/24)
Last Home Win	24-14 vs. Duke (10/5/24)
Last Home Loss	31-23 vs. No. 1 Georgia (11/25/23)
Last Win Away From Home	41-34 at North Carolina (10/12/24)
Last True Road Win	41-34 at North Carolina (10/12/24)
Last Loss Away from Home	31-19 at No. 19/20 Louisville (9/21/24)
Last True Road Loss	31-19 at No. 19/20 Louisville (9/21/24)

Under Key 2024

Overall	16-12	5-2
Playing at home	7-6	3-0
Playing on the road	7-6	1-2
Playing at a neutral site	2-0	1-0
In bowl games	1-0	0-0
In overtime	1-0	0-0
More than 7 days to prepare	4-3	2-0

In August	2-0	2-0
In September	3-5	1-2
In October	6-3	2-0
In November	4-4	0-0
In December	1-0	0-0
In January	0-0	0-0

Outrushing opponent	13-1	5-1
When rushing for 300 yards	3-0	1-0
When rushing for 400 yards	0-0	0-0
When rushing for 500 yards	0-0	0-0
When rushing for 600 yards	0-0	0-0
Outrushed by opponent	2-11	0-1
When allowing 300 yards rushing	0-0	0-0
Rushing yards the same	1-0	0-0
Outpassing opponent	7-6	2-1
When passing for 300 yards	2-4	1-1
Outpassed by opponent	9-5	3-1
When allowing 300 yards passing	2-2	0-1
When allowing 400 yards passing	0-0	0-0

More total offense than opponent	12-3	5-1
When having 400+ total offense	8-4	4-1
When having 500+ total offense	4-0	2-0
When having 600+ total offense	1-0	0-0
Less total offense than opponent	4-9	0-1
When allowing 400+ total offense	4-9	1-1
When allowing 500+ total offense	1-3	0-1

Committing fewer turnovers	10-3	3-0
Committing more turnovers	0-6	0-1
Turnovers are even	6-3	2-1

< 30:00 of time of possession	8-2	2-1
> 30:00 of time of possession	8-10	3-1

Scoring first	10-7	4-1
Opponent scores first	6-5	1-1

Leading after the 1st quarter	9-4	3-0
Trailing after the 1st quarter	5-6	1-0
Tied after the 1st quarter	2-2	1-2
Leading at halftime	9-1	4-0
Trailing at halftime	5-11	0-2
Tied at halftime	2-0	1-0
Leading after the 3rd quarter	11-2	3-0
Trailing after the 3rd quarter	4-10	1-2
Tied after the 3rd quarter	1-0	1-0

Scoring 0-10 points	0-1	0-0
Scoring 11-20 points	0-4	0-1
Scoring 21-30 points	9-6	2-1
Scoring 31-40 points	2-1	1-0
Scoring 41-plus points	5-0	2-0

Opponent scores 0-10 points	1-0	1-0
Opponent scores 11-20 points	9-1	2-0
Opponent scores 21-30 points	4-0	1-0
Opponent scores 31-40 points	1-8	1-2
Opponent scores 41-plus points	1-3	0-0

GAMES PLAYED AND STARTS AT GEORGIA TECH

GAMES

NAME	'19	'20	'21	'22	'23	'24	TOT.	CONS.
J. Williams	-	10	11	12	11	7	50	14
L. Brooks	-	4	12	12	13	6	47	3
S. Yondjouen	11	3	12	12	1	7	46	7
D. Shanahan	-	-	12	12	13	7	44	44
M. Scott	-	-	11	12	13	7	43	32
J. Robinson	-	-	10	12	13	7	42	33
T. Tatum	-	-	10	12	12	7	41	7
Z. Biggers	-	-	9	12	13	7	41	32
K. Harris	-	-	12	9	13	7	40	21
W. Franklin	-	-	5	12	13	7	37	33
A. Boyd	-	2	6	7	13	7	35	23
H. Freer	-	-	4	11	13	7	35	26
M. Rutherford	-	-	3	12	13	7	35	32
C. Powell-Lee	-	-	-	12	13	7	32	32
C. Robinson II	-	-	-	12	13	7	32	32
J. Haynes	-	-	2	9	13	7	31	22
J. Fusile	-	-	-	10	13	7	30	22
R. Shelley	-	-	-	10	13	7	30	26
J. Moore	-	-	-	10	12	7	29	7
A. Harvey	-	-	-	9	11	7	27	10
D. Gordon	-	-	-	10	10	7	27	11
B. Best	-	-	-	4	13	7	24	22
K. Efford	-	-	-	4	12	7	24	21
H. King	-	-	-	-	13	7	20	20
A. Birr	-	-	-	-	12	7	19	19
A. Jannah	-	-	-	-	12	7	19	17
T. Seymore	-	-	-	-	12	7	19	19
E. Singleton, Jr.	-	-	-	-	12	7	19	13
O. Daniels	-	-	-	-	11	7	18	8
C. Alexander	-	-	-	-	12	5	17	2
J. Cruz	-	-	-	-	10	6	16	4
H. Lockett	-	-	-	3	11	-	14	-
B. Seither	-	-	-	-	13	-	13	-
T. Cooley	-	-	-	-	12	1	13	-
C. Lane	-	-	-	-	7	7	14	9
Z. Pyron	-	-	-	3	4	7	14	9
L. Blackburn	-	-	-	6	-	7	13	7
E. Mackenny	-	-	-	-	10	-	10	-
B. Galloway	-	-	-	-	4	4	8	-
B. Stockton	-	-	-	-	2	7	9	7
K. Rutledge	-	-	-	-	-	7	7	7
W. Burrell	-	-	-	-	-	7	7	7
R. Height	-	-	-	-	-	7	7	7
T. Butler	-	-	-	-	-	7	7	7
J. Hamilton	-	-	-	-	-	7	7	7
Z. Tobe	-	-	-	-	-	7	7	7
A. Dean	-	-	-	-	-	7	7	7
T. Alo-Tupuola	-	-	-	-	-	7	7	7
T. Gore	-	-	-	-	-	7	7	7
J. Hawes	-	-	-	-	-	7	7	7
R. Goede	-	-	-	-	-	7	7	7
J. van den Berg	-	-	-	-	-	7	7	7
A. Bradford	-	-	-	-	-	5	5	1
H. Moore	-	-	-	-	-	5	5	4
S. Gibbs	-	-	-	-	-	5	5	5
C. Pritchett	-	-	-	-	-	5	5	5
J. Boyd	-	-	-	-	-	5	5	5
J. Beethum	-	-	-	-	-	5	5	-
J. Brown	-	-	-	-	-	5	5	-
A. Carrie	-	-	-	-	-	4	4	-
Z. Taylor	-	-	-	-	-	4	4	-
I. Canion	-	-	-	-	-	4	4	4
J. Davis	-	-	-	-	-	3	3	-
E.J. Lightsey	-	-	-	-	-	3	3	1
L. Harpring	-	-	-	-	-	3	3	1
T. Maddox	-	-	-	-	-	2	2	-
C. Elko	-	-	-	-	-	3	3	2
A. Philo	-	-	-	-	-	1	1	-
N. Chandler	-	-	-	-	-	1	1	-
B. Rhodes	-	-	-	-	-	1	1	-
S. Jones	-	-	-	-	-	1	1	-

STARTS

NAME	'19	'20	'21	'22	'23	'24	TOT.	CONS.
J. Williams	-	9	9	12	10	7	47	13
W. Franklin	-	-	-	12	13	7	32	32
M. Scott	-	-	-	12	11	5	28	-
J. Fusile	-	-	-	8	13	7	28	20
L. Brooks	-	-	-	10	12	3	25	-
Z. Biggers	-	-	-	-	13	7	20	20
H. King	-	-	-	-	13	7	20	20
J. Haynes	-	-	-	-	12	7	19	19
C. Robinson II	-	-	-	12	4	2	18	2
T. Tatum	-	-	1	4	6	7	18	7
E. Singleton, Jr.	-	-	-	-	10	7	17	13
M. Rutherford	-	-	-	1	10	5	16	1
C. Powell-Lee	-	-	-	6	2	7	15	7
K. Efford	-	-	-	-	7	7	14	14
A. Harvey	-	-	-	-	6	7	13	8
E. Mackenny	-	-	-	-	9	-	9	-
K. Harris	-	-	-	1	7	1	9	-
J. Robinson	-	-	2	-	-	6	8	6
S. Yondjouen	2	2	-	1	1	1	7	-
K. Rutledge	-	-	-	-	-	7	7	7
W. Burrell	-	-	-	-	-	7	7	7
R. Height	-	-	-	-	-	7	7	7
C. Lane	-	-	-	-	1	5	6	2
J. Brown	-	-	-	-	-	5	5	-
J. Hawes	-	-	-	-	-	4	4	-
A. Boyd	-	-	-	-	2	3	5	1
T. Seymore	-	-	-	-	-	4	4	4
S. Gibbs	-	-	-	-	-	4	4	4
O. Daniels	-	-	-	-	1	2	3	-
Z. Pyron	-	-	-	2	-	-	2	-
R. Shelley	-	-	-	-	2	-	2	-
J. van den Berg	-	-	-	-	-	2	2	2
L. Blackburn	-	-	-	1	-	-	1	-
N. Collins	-	-	-	1	-	-	1	-
B. Seither	-	-	-	-	1	-	1	-
J. Beethum	-	-	-	-	-	1	1	-
A. Jannah	-	-	-	-	-	1	1	-

CAREER HIGHS AT GEORGIA TECH

CHAD ALEXANDER

Rush Attempts: 10, twice - last at North Carolina (Oct. 12, 2024)
Rushing Yards: 61, at North Carolina (Oct. 12, 2024)
Rushing Touchdowns: 1, at North Carolina (Oct. 12, 2024)
Longest Rush: 28, at North Carolina (Oct. 12, 2024)
Receptions: 1, vs Duke (Oct. 5, 2024)
Receiving Yards: 2, vs Duke (Oct. 5, 2024)
Longest Reception: 2, vs Duke (Oct. 5, 2024)
Tackles: 1, 3x - last vs. No. 1 Georgia (Nov. 25, 2023)
Solo Tackles: 1 at No. 17 Miami (Oct. 7, 2023)
Fumbles Recovered: 1 at Wake Forest (Sept. 23, 2023)

JOSH BEETHAM

Receptions: 1 vs Georgia State (Aug. 31, 2024)
Receiving Yards: 6 vs Georgia State (Aug. 31, 2024)
Longest Reception: 6 vs Georgia State (Aug. 31, 2024)

ZEEK BIGGERS

Tackles: 9 at Wake Forest (Sept. 23, 2023)
Solo Tackles: 4 vs. USF (Dec. 22, 2023 - Gasparilla Bowl)
Tackles for Loss: 1.5 vs. Bowling Green (Sept. 30, 2023)
Sacks: 0.5, twice - last vs. Bowling Green (Sept. 30, 2023)
Fumbles Recovered: 1, twice - last vs Georgia St (Aug. 31, 2024)
Blocked Kicks: 1, 3x - last at Syracuse (Sept. 7, 2024)
Pass Breakups: 2 at Wake Forest (Sept. 23, 2023)

AIDAN BIRR

Field Goals Made: 3, 3x - last vs. USF (Dec. 22, 2023 - Gasparilla Bowl)
Field Goal Attempts: 4 vs. No. 1 Georgia (Nov. 25, 2023)
Longest Field Goal Made: 48 at Wake Forest (Sept. 23, 2023)

LEO BLACKBURN

Receptions: 3 vs. Duke (Oct. 8, 2022)
Receiving Yards: 49 vs. Duke (Oct. 8, 2022)
Longest Reception: 37 vs. Duke (Oct. 8, 2022)
Receiving TDs: 1, twice - last vs. VMI (Sept. 14, 2024)

AVERY BOYD

Rush Attempts: 1, at No. 19/20 Louisville (Sept. 21, 2024)
Rushing Yards: -2, at No. 19/20 Louisville (Sept. 21, 2024)
Receptions: 4, twice - last at Syracuse (Sept. 7, 2024)
Receiving Yards: 56, at Syracuse (Sept. 7, 2024)
Receiving TDs: 1, 3x - last vs Georgia State (Aug. 31, 2024)
Longest Reception: 33 vs. VMI (Sept. 14, 2024)

JORDAN BOYD

Tackles: 3, vs. VMI (Sept. 14, 2024)
Solo Tackles: 1, vs. VMI (Sept. 14, 2024)

AMONTRAE BRADFORD

Tackles: 1, twice - last at North Carolina (Oct. 12, 2024)
Solo Tackles: 1, vs. VMI (Sept. 14, 2024)
Blocked Kicks: 1, at Syracuse (Sept. 7, 2024)

LAMILES BROOKS

Tackles: 9, 4x - last vs. No. 17 North Carolina (Oct. 28, 2023)
Solo Tackles: 7 vs. Bowling Green (Sept. 30, 2023)
Interceptions: 1, 4x - last at No. 17 Miami (FL) (Oct. 7, 2023)
Long. Interception Return: 37 vs. Virginia (Oct. 20, 2022)
Touchdowns: 1 vs. Virginia (Oct. 20, 2022)
Pass Breakups: 3, at No. 17 Miami (FL) (Oct. 7, 2023)
Fumbles Recovered: 1 vs. Virginia (Oct. 20, 2022)

WARREN BURRELL

Tackles: 6, vs Georgia State (Aug. 31, 2024)
Solo Tackles: 5, twice - last at Syracuse (Sept. 7, 2024)
Pass Breakups: 2, vs Georgia State (Aug. 31, 2024)

TAH'J BUTLER

Tackles: 5 vs. VMI (Sept. 14, 2024)
Solo Tackles: 4 vs. VMI (Sept. 14, 2024)
Tackles for Loss: 1, twice - last vs. VMI (Sept. 14, 2024)

ISIAH CANION

Receptions: 1, vs Duke (Oct. 5, 2024)
Receiving Yards: 4, vs Duke (Oct. 5, 2024)
Longest Reception: 4, vs Duke (Oct. 5, 2024)

ANTHONY CARRIE

Rush Attempts: 5, at Syracuse (Sept. 7, 2024)
Rushing Yards: 41 vs Georgia State (Aug. 31, 2024)
Longest Rush: 30 vs Georgia State (Aug. 31, 2024)
Rushing TDs: 1, vs. VMI (Sept. 14, 2024)
Receptions: 1, 3x - last vs Duke (Oct. 5, 2024)
Receiving Yards: 3, at Syracuse (Sept. 7, 2024)
Longest Reception: 3, at Syracuse (Sept. 7, 2024)

TREY COOLEY

Rush Attempts: 13 at No. 17/19 Ole Miss (Sept. 16, 2023)
Rushing Yards: 93 vs. South Carolina State (Sept. 9, 2023)
Rushing TDs: 2 vs. Louisville (Sept. 1, 2023)
Longest Rush: 23 vs. Louisville (Sept. 1, 2023)
Receptions: 4 at No. 17/19 Ole Miss (Sept. 16, 2023)
Receiving Yards: 61 vs. South Carolina State (Sept. 9, 2023)
Receiving TDs: 1 vs. South Carolina State (Sept. 9, 2023)
Longest Reception: 55 vs. South Carolina State (Sept. 9, 2023)

OMAR DANIELS

Tackles: 5, at Syracuse (Sept. 7, 2024)
Solo Tackles: 4, twice - last at Syracuse (Sept. 7, 2024)
Tackles for Loss: 1, vs. Bowling Green (Sept. 30, 2023)
Pass Breakups: 1, 3x - last vs Duke (Oct. 5, 2024)

AUSTIN DEAN

Tackles: 1, 3x - last vs Duke (Oct. 5, 2024)

KYLE EFFORD

Tackles: 13 vs Georgia State (Aug. 31, 2024)
Solo Tackles: 6 vs. USF (Dec. 22, 2023 - Gasparilla Bowl)
Sacks: 1.0, twice - last at Syracuse (Sept. 7, 2024)
Tackles for Loss: 1.0, 3x - last at Syracuse (Sept. 7, 2024)
Pass Breakups: 1 vs. Syracuse (Nov. 18, 2023)
Interceptions: 1 vs. Syracuse (Nov. 18, 2023)

CHRIS ELKO

Receptions: 1, vs. VMI (Sept. 14, 2024)
Receiving Yards: 41, vs. VMI (Sept. 14, 2024)
Longest Reception: 41, vs. VMI (Sept. 14, 2024)

SYEED GIBBS

Tackles: 3, twice - last vs Duke (Oct. 5, 2024)
Solo Tackles: 2, twice - last at No. 19/20 Louisville (Sept. 21, 2024)
Tackles for Loss: 1.0, 3x - last at North Carolina (Oct. 12, 2024)
Sacks: 1, at North Carolina (Oct. 12, 2024)
Forced Fumbles: 1, at North Carolina (Oct. 12, 2024)
Blocked Kicks: 1, at No. 19/20 Louisville (Sept. 21, 2024)

RYLAND GOEDE

Receptions: 2, vs Duke (Oct. 5, 2024)
Receiving Yards: 16 vs Georgia State (Aug. 31, 2024)
Longest Reception: 16 vs Georgia State (Aug. 31, 2024)

DAYLON GORDON

Rush Attempts: 2, vs. VMI (Sept. 14, 2024)
Rushing Yards: 5, vs. VMI (Sept. 14, 2024)
Longest Rush: 3, vs. VMI (Sept. 14, 2024)
Tackles: 1, 3x - last vs Duke (Oct. 5, 2024)
Blocked Kicks: 1 vs. Virginia (Oct. 20, 2022)

THOMAS GORE

Tackles: 1, 4x - last at No. 19/20 Louisville (Sept. 21, 2024)
Tackles for Loss: 1.0, at No. 19/20 Louisville (Sept. 21, 2024)

JACKSON HAMILTON

Tackles: 2, at Syracuse (Sept. 7, 2024)
Solo Tackles: 2, at Syracuse (Sept. 7, 2024)
Tackles for Loss: 1.0, at No. 19/20 Louisville (Sept. 21, 2024)

LUKE HARPRING

Receptions: 2, at North Carolina (Oct. 12, 2024)
Receiving Yards: 36, at North Carolina (Oct. 12, 2024)
Longest Reception: 27, at North Carolina (Oct. 12, 2024)

KEVIN HARRIS II

Tackles: 5, vs. USF (Dec. 22, 2023 - Gasparilla Bowl)
Solo Tackles: 3 vs. Bowling Green (Sept. 30, 2023)
Sacks: 1.0, twice - last vs No. 10 Florida State (Aug. 24, 2024)
Tackles for Loss: 1.0, twice - last vs. Bowling Green (Sept. 30, 2023)

AHMARI HARVEY

Tackles: 8, twice - last at Syracuse (Sept. 7, 2024)
Solo Tackles: 6, twice - last vs No. 10 Florida State (Aug. 24, 2024)
Tackles for Loss: 1, vs No. 10 Florida State (Aug. 24, 2024)
Fumbles Forced: 1, twice - last vs. VMI (Sept. 14, 2024)
Fumbles Recovered: 1 vs. Virginia (Oct. 20, 2022)
Pass Breakups: 2, vs. UCF (Dec. 22, 2023 - Gasparilla Bowl)
Interceptions: 1, 4x - last vs Duke (Oct. 5, 2024)

JACKSON HAWES

Receptions: 2, twice - last at No. 19/20 Louisville (Sept. 21, 2024)
Receiving Yards: 41 at No. 19/20 Louisville (Sept. 21, 2024)
Longest Reception: 33 at No. 19/20 Louisville (Sept. 21, 2024)
Longest Kick Return: 17 at No. 19/20 Louisville (Sept. 21, 2024)

JAMAL HAYNES

Rush Attempts: 19, 3x - last at North Carolina (Oct. 12, 2024)
Rushing Yards: 170, at North Carolina (Oct. 12, 2024)
Rushing TDs: 2, twice - last at North Carolina (Oct. 12, 2024)
Longest Rush: 68, at North Carolina (Oct. 12, 2024)
Receptions: 5, at Syracuse (Sept. 7, 2024)
Receiving Yards: 56 vs. Louisville (Sept. 1, 2023)
Longest Reception: 46 vs. Louisville (Sept. 1, 2023)
Receiving TDs: 1, twice - last vs Duke (Oct. 5, 2024)

ROMELLO HEIGHT

Tackles: 5, at No. 19/20 Louisville (Sept. 21, 2024)
Solo Tackles: 2, vs No. 10 Florida State (Aug. 24, 2024)
Tackles for Loss: 1.0, vs No. 10 Florida State (Aug. 24, 2024)
QB Hurries: 1, at Syracuse (Sept. 7, 2024)

ABDUL JANNEH JR

Receptions: 2 at Wake Forest (Sept. 23, 2023)
Receiving Yards: 47 at Wake Forest (Sept. 23, 2023)
Receiving TDs: 1, twice - last vs. Bowling Green (Sept. 30, 2023)
Longest Reception: 33, twice - last at Wake Forest (Sept. 23, 2023)
Tackles: 2, at North Carolina (Oct. 12, 2024)

HAYNES KING

Rush Attempts: 14, 3x - last at No. 19/20 Louisville (Sept. 21, 2024)
Rushing Yards: 150 vs. Boston College (Oct. 21, 2023)
Rushing TDs: 2, 3x - last at Syracuse (Sept. 7, 2024)
Longest Rush: 71 vs. Boston College (Oct. 21, 2023)
Pass Attempts: 41 at No. 17/19 Ole Miss (Sept. 16, 2023)
Pass Completions: 29, at Syracuse (Sept. 7, 2024)
Passing Yards: 348 vs. Bowling Green (Sept. 30, 2023)
Passing TDs: 4, 3x - last vs. No. 17 North Carolina (Oct. 28, 2023)
Longest Pass: 58 at Virginia (Nov. 4, 2023)

CHASE LANE

Receptions: 3, 3x - last at Syracuse (Sept. 7, 2024)
Receiving Yards: 69 vs. Louisville (Sept. 1, 2023)
Receiving TDs: 1, twice - last at Syracuse (Sept. 7, 2024)
Longest Reception: 48 vs. Louisville (Sept. 1, 2023)

E.J. LIGHTSEY

Tackles: 1, twice - last vs Georgia State (Aug. 31, 2024)

HORACE LOCKETT

Tackles: 6 at Wake Forest (Sept. 23, 2023)
Tackles for Loss: 1.0 at No. 17 Miami (FL) (Oct. 7, 2023)

TRELAIN MADDOX

Rush Attempts: 9, vs. VMI (Sept. 14, 2024)
Rushing Yards: 53, vs. VMI (Sept. 14, 2024)
Rushing TDs: 1, vs. VMI (Sept. 14, 2024)
Longest Rush: 14, vs. VMI (Sept. 14, 2024)
Receptions: 1, at No. 19/20 Louisville (Sept. 21, 2024)
Receiving Yards: 9, at No. 19/20 Louisville (Sept. 21, 2024)
Longest Reception: 9, at No. 19/20 Louisville (Sept. 21, 2024)

D.J. MOORE

Tackles: 1 at Virginia (Nov. 4, 2023)
Solo Tackles: 1 at Virginia (Nov. 4, 2023)

JASON MOORE

Tackles: 2, 4x - last at Virginia (Nov. 4, 2023)
Solo Tackles: 1, 6x at Virginia (Nov. 4, 2023)
Sacks: 1.0, twice - last at North Carolina (Nov. 19, 2022)
Tackles for Loss: 1.0, twice - last at North Carolina (Nov. 19, 2022)
Fumbles Forced: 1, at Florida St. (Oct. 29, 2022)
Pass Breakups: 1, at Florida St. (Oct. 29, 2022)

CAREER HIGHS AT GEORGIA TECH

AARON PHILO

Pass Attempts: 5, vs. VMI (Sept. 14, 2024)
Pass Completions: 3, vs. VMI (Sept. 14, 2024)
Passing Yards: 49, vs. VMI (Sept. 14, 2024)
Longest Pass: 41, vs. VMI (Sept. 14, 2024)

CLAYTON POWELL-LEE

Tackles: 14 at Florida State (Oct. 29, 2022)
Solo Tackles: 7 at Florida State (Oct. 29, 2022)
Tackles for Loss: 1.0 at No. 1 Georgia (Nov. 26, 2022)
Fumbles Recovered: 1, 3x - last at No. 1 Georgia (Nov. 26, 2022)
Interceptions: 1, twice - last vs. Louisville (Sept. 1, 2023)
Pass Breakups: 2 vs. Louisville (Sept. 1, 2023)

CHRISTIAN PRITCHETT

Tackles: 1, twice - last at North Carolina (Oct. 12, 2024)

ZACH PYRON

Rushing Attempts: 17 at Virginia Tech (Nov. 5, 2022)
Rushing Yards: 66, twice - last vs. Miami (Nov. 12, 2022)
Longest Rush: 19 vs. Miami (Nov. 12, 2022)
Rushing TDs: 2, vs. VMI (Sept. 14, 2024)
Passing Attempts: 32 at Virginia Tech (Nov. 5, 2022)
Passing Completions: 19 at Virginia Tech (Nov. 5, 2022)
Passing Yards: 253 at Virginia Tech (Nov. 5, 2022)
Longest Pass: 56 at Virginia Tech (Nov. 5, 2022)
Passing TDs: 1, 4x - last vs. VMI (Sept. 14, 2024)

BRODY RHODES

Rushing Attempts: 2, vs. VMI (Sept. 14, 2024)
Rushing Yards: 17, vs. VMI (Sept. 14, 2024)
Longest Rush: 9, vs. VMI (Sept. 14, 2024)

JOSH ROBINSON

Tackles: 4, vs. No. 10 Florida State (Aug. 24, 2024)
Solo Tackles: 2 at Virginia Tech (Nov. 5, 2022)
Tackles for Loss: 1.0, 3x - last vs. VMI (Sept. 14, 2024)
Pass Breakups: 1 vs. Boston College (Oct. 21, 2023)
Sacks: 1.0, vs. VMI (Sept. 14, 2024)

MALIK RUTHERFORD

Receptions: 8, vs. Duke (Oct. 5, 2024)
Receiving Yards: 131 vs. Georgia State (Aug. 31, 2024)
Longest Reception: 55 vs. Louisville (Sept. 1, 2023)
Receiving TDs: 2 vs. No. 17 North Carolina (Oct. 28, 2023)
Rushing Attempt: 2, twice - last at North Carolina (Oct. 12, 2024)
Rushing Yards: 19, at North Carolina (Oct. 12, 2024)
Longest Rush: 12 vs. No. 1 Georgia (Nov. 25, 2023)

MAKIUS SCOTT

Tackles: 7 at Wake Forest (Sept. 23, 2023)
Solo Tackles: 3, twice - last at Wake Forest (Sept. 23, 2023)
Tackles for Loss: 1.0 at No. 13 North Carolina (Nov. 19, 2022)
Fumbles Forced: 1 vs. Boston College (Oct. 21, 2023)
Fumbles Recovered: 1 at Virginia Tech (Nov. 5, 2022)
Pass Breakups: 1, twice - last at Clemson (Nov. 11, 2023)

BRETT SEITHER

Receptions: 2 vs. No. 17 North Carolina (Oct. 28, 2023)
Receiving Yards: 40 vs. No. 17 North Carolina (Oct. 28, 2023)
Receiving TDs: 2 vs. No. 17 North Carolina (Oct. 28, 2023)
Longest Reception: 35 vs. No. 17 North Carolina (Oct. 28, 2023)

TAYE SEYMORE

Tackles: 10, at Syracuse (Sept. 7, 2024)
Solo Tackles: 6, at Syracuse (Sept. 7, 2024)
Tackles for Loss: 1, twice - last vs. VMI (Sept. 14, 2024)
Pass Breakups: 1, twice - last at North Carolina (Oct. 12, 2024)

DAVID SHANAHAN

Punts: 10, twice - last vs. Virginia (Oct. 20, 2022)
Punting Yards: 430 vs. Virginia (Oct. 20, 2022)
Punting Avg.: 56.5 at No. 19/20 Louisville (Sept. 21, 2024)
Longest Punt: 71 at Duke (Oct. 9, 2021)

RODNEY SHELLEY

Tackles: 8 at Clemson (Nov. 11, 2023)
Solo Tackles: 4 at Clemson (Nov. 11, 2023)
Blocked Kicks: 1, at Clemson (Nov. 11, 2023)
Tackles for Loss: 2.0, vs. Georgia State (Aug. 31, 2024)
Pass Breakups: 2 vs. No. 1 Georgia (Nov. 25, 2023)
Longest Punt Return: 26 vs. VMI (Sept. 14, 2024)

ERIC SINGLETON, JR.

Receptions: 8 vs. No. 17 North Carolina (Oct. 28, 2023)
Receiving Yards: 117 vs. No. 17 North Carolina (Oct. 28, 2023)
Receiving TDs: 1, 8x - last vs. Duke (Oct. 5, 2024)
Longest Reception: 58 at Virginia (Nov. 4, 2023)
Rushing Attempts: 3, vs. Duke (Oct. 5, 2024)
Rushing Yards: 35, vs. Georgia State (Aug. 31, 2024)
Longest Rush: 35, vs. Georgia State (Aug. 31, 2024)
Longest Kick Return: 40, vs. Duke (Oct. 5, 2024)

BAILEY STOCKTON

Receptions: 2, twice - last vs. VMI (Sept. 14, 2024)
Receiving Yards: 24, vs. VMI (Sept. 14, 2024)
Longest Reception: 18, vs. Duke (Oct. 5, 2024)
Longest Punt Return: 20 vs. VMI (Sept. 14, 2024)
Longest Kick Return: 23 at No. 19/20 Louisville (Sept. 21, 2024)

TRENILYUS TATUM

Tackles: 8 vs. Louisville (Sept. 1, 2023)
Solo Tackles: 5 vs. Boston College (Nov. 13, 2021)
Sacks: 1.0, twice - last vs. VMI (Sept. 14, 2024)
Tackles for Loss: 2.5, vs. Georgia State (Aug. 31, 2024)
Fumbles Forced: 1, twice - last at North Carolina (Oct. 12, 2024)
Pass Breakups: 1 vs. Louisville (Sept. 1, 2023)

JOSHUA TAYLOR

Punt Attempts: 1 at No. 17/19 Ole Miss (Sept. 16, 2023)
Punt Yards: 40 at No. 17/19 Ole Miss (Sept. 16, 2023)
Longest Punt: 40 at No. 17/19 Ole Miss (Sept. 16, 2023)

ZION TAYLOR

Longest Kick Return: 15, vs. Duke (Oct. 5, 2024)

ZACHARY TOBE

Tackles: 2, vs. No. 10 Florida State (Aug. 24, 2024)
Solo Tackles: 2, vs. No. 10 Florida State (Aug. 24, 2024)
Pass Breakups: 2, vs. VMI (Sept. 14, 2024)

JORDAN van den BERG

Tackles: 3, vs. Duke (Oct. 5, 2024)
Solo Tackles: 3, vs. Duke (Oct. 5, 2024)
Tackles for Loss: 2.0, vs. Duke (Oct. 5, 2024)
Sacks: 1.0, vs. Duke (Oct. 5, 2024)

SYLVAIN YONDJOUE

Tackles: 4, twice - last at UCF (Sept. 24, 2022)
Solo Tackles: 4 at UCF (Sept. 24, 2022)
Tackles for Loss: 1.5 at No. 13 North Carolina (Nov. 19, 2022)
Sacks: 1.0, 5x - last at North Carolina (Oct. 12, 2024)
Forced Fumbles: 1 at No. 6 Notre Dame (Nov. 20, 2021)
Pass Breakups: 2, at North Carolina (Oct. 12, 2024)
QB Hurries: 2, at North Carolina (Oct. 12, 2024)

2024 GEORGIA TECH FOOTBALL GAME NOTES

GAME 8 vs. NO. 12/11 NOTRE DAME • SATURDAY, OCT. 19



STARTING LINEUPS, ETC.

OFFENSIVE STARTERS

	QB	RB	WR	WR	WR	TE	LT	LG	C	RG	RT
Florida State	King	Haynes	Singleton Jr.	Lane	Rutherford	Avery	Brown	Fusile	Franklin	Rutledge	Williams
Georgia State	King	Haynes	Singleton Jr.	Rutherford	Beetham*	Hawes	Brown	Fusile	Franklin	Rutledge	Williams
Syracuse	King	Haynes	Singleton Jr.	Rutherford	Lane	Hawes	Brown	Fusile	Franklin	Rutledge	Williams
VMI	King	Haynes	Singleton Jr.	Lane	Boyd*	Hawes	Brown	Fusile	Franklin	Rutledge	Williams
Louisville	King	Haynes	Singleton Jr.	Rutherford	Goede*	Hawes	Brown	Fusile	Franklin	Rutledge	Williams
Duke	King	Haynes	Singleton Jr.	Janneh	Lane	Goede	Robinson	Fusile	Franklin	Rutledge	Williams
North Carolina	King	Haynes	Singleton Jr.	Lane	Rutherford	Avery	Robinson	Fusile	Franklin	Rutledge	Williams
Notre Dame											
Virginia Tech											
Miami (Fla.)											
NC State											
Georgia											

*Tight End

DEFENSIVE STARTERS

	DE	DT (NOSE)	DT	DE (RUSH)	LB	LB	NIC	SS	FS	CB	CB
Florida State	Yondjouen	Biggers	Scott	Height	Efford	Tatum	Daniels	Brooks	Powell-Lee	Harvey	Burrell
Georgia State	Robinson	Biggers	Scott	Height	Efford	Tatum	Daniels	Brooks	Powell-Lee	Harvey	Burrell
Syracuse	Robinson	Biggers	Scott	Height	Efford	Tatum	Harris*	Brooks	Powell-Lee	Harvey	Burrell
VMI	Robinson	Biggers	Scott	Height	Efford	Tatum	Gibbs	Seymore	Powell-Lee	Harvey	Burrell
Louisville	Robinson	Biggers	Scott	Height	Efford	Tatum	Gibbs	Seymore	Powell-Lee	Harvey	Burrell
Duke	Robinson	Biggers	van den Berg	Height	Efford	Tatum	Gibbs	Seymore	Powell-Lee	Harvey	Burrell
North Carolina	Robinson	Biggers	van den Berg	Height	Efford	Tatum	Gibbs	Seymore	Powell-Lee	Harvey	Burrell
Notre Dame											
Virginia Tech											
Miami (Fla.)											
NC State											
Georgia											

*Outside Linebacker

GAME INFORMATION

	TECH CAPTAINS	COIN TOSS	GT KO/REC.	GT 1ST OFF. PLAY	GT 1ST POSSESSION	OPP. 1ST POSSESSION	KICKOFF TIME	GAME LENGTH	GT HELMET	GT JERSEY	GT PANTS
Florida State	King, Franklin, Biggers, Efford	GT	ko	Haynes 14-yd Rush	Touchdown	Touchdown	12:09	2:59	White	White	White
Georgia State	Fusile, Rutherford, Brooks, Scott	GT	ko	Haynes 1-yd Rush	Punt	Punt	8:05	3:11	White	White	White
Syracuse	Powell-Lee, Harris, Haynes, Janneh, Lane	GT	ko	Haynes -1-yd Rush	Touchdown	Touchdown	12:03	3:21	Gold	White	Gold
VMI	Hawes, Janneh, Burrell	VMI	ko	Haynes -7 yd Rush	Punt	Punt	3:32	3:03	Gold	White	White
Louisville	van den Berg, Boyd, Harvey, Rutledge	GT	rec.	Incomplete Pass King to Singleton Jr.	Punt	Blocked FG	3:35	3:30	Gold	White	Navy
Duke	Fusile, J. Moore, Freer	DUKE	rec.	Haynes 11-yd Rush	Touchdown	Punt	8:06	3:04	Gold	White	Gold
North Carolina	Haynes, Height, Singleton, Seymore	UNC	rec.	11-yd Pass King to Boyd	Punt	Fumble	12:11	3:33	White	White	Gold
Notre Dame											
Virginia Tech											
Miami (Fla.)											
NC State											
Georgia											

TURNOVERS

GEORGIA TECH TAKEAWAYS

NO.	OPP.	QTR	TURNOVER	DEFENDER(S)	LED TO	PTS. OFF
1.	GSU	1st	Fumble	Zeek Biggers (FR)/No FF	Touchdown	7
2.	VMI	1st	Fumble	Ahmari Harvey (FF)/Powell-Lee (FR)	FG	3
3.	Duke	4th	Interception	Ahmari Harvey (15-yd return)	End of Game	0
4.	UNC	1st	Fumble	Syeed Gibbs (FF)/van den Berg (FR)	Touchdown	7
5.	UNC	4th	Fumble	Trenilyas Tatum (FF)/Harvey (FR)	Missed FG	0
* Defensive touchdown						Points 17

GEORGIA TECH GIVEAWAYS

NO.	OPP.	QTR	TURNOVER	OFFENSIVE PLAYER	LED TO	PTS. OFF
1.	GSU	3	Interception	Haynes King	Touchdown	6
2.	LOU	1	Fumble	Haynes King	Touchdown*	7
* Defensive touchdown						Points 13

DRIVES

DRIVE CHART

DISPLAYED GEORGIA TECH/OPPONENT

	Possessions	TDs	FGs Made	FGs Missed	Fum.	Int.	Safety	Punt	Downs	Half	Game	80+yard Drives	3 and Out
Florida State	7/7	3/2	1/2	1/0	0/0	0/0	0/0	2/2	0/1	0/0	0/0	1/1	2/0
Georgia State	10/10	5/1	0/2	0/0	0/1	1/0	0/0	3/3	0/2	0/1	1/0	0/1	0/2
Syracuse	10/9	4/4	0/1	1/1	0/0	0/0	0/0	4/2	1/0	0/0	0/1	0/1	2/0
VMI	13/13	8/1	1/0	0/0	0/1	0/0	0/0	3/10	0/0	0/1	1/0	0/0	1/9
Louisville	10/8	2/2	1/1	2/1	1/0	0/0	0/1	2/2	2/0	0/0	0/1	0/0	2/0
Duke	11/10	3/2	1/0	0/1	0/0	0/1	0/0	5/5	0/1	1/0	1/0	1/1	2/3
North Carolina	13/12	5/4	2/2	1/1	0/2	0/0	0/0	5/2	0/1	0/0	0/1	0/0	4/1
Notre Dame													
Virginia Tech													
Miami (Fla.)													
NC State													
Georgia													
TOTALS	74/69	30/16	6/8	5/4	1/4	1/1	0/1	22/24	3/5	1/2	3/3	2/4	13/15

GEORGIA TECH SCORING DRIVES

	QTR	TD	FG	PLAYERS	PLAY	PL	YDS	TIME
1. FSU	1	X		Zach Pyron	1-yd rush	6	79	3:24
	2	X		Jamal Haynes	1-yd rush	14	75	7:53
	4	X		Jamal Haynes	2-yd rush	11	89	6:22
	4		X	Aidan Birr	44-yd FG	12	49	6:33
2. GSU	1	X		Jamal Haynes	1-yd rush	6	20	2:34
	2	X		Haynes King	2-yd rush	11	75	3:45
	3	X		Eric Singleton Jr	35-yd rush	4	65	1:59
	3	X		M. Rutherford from H. King	52-yd pass	1	52	0:08
3. SYR	1	X		A. Boyd from H. King	22-yd pass	9	75	4:28
	1	X		Haynes King	21-yd rush	10	75	4:29
	2	X		Haynes King	26-yd rush	4	75	1:40
	4	X		C. Lane from H. King	4-yd pass	12	75	3:31
4. VMI	4	X		Jamal Haynes	15-yd rush	9	56	2:35
	1	X		Aidan Birr	28-yd FG	8	50	2:14
	1	X		M. Rutherford from H. King	35-yd pass	2	50	0:41
	1	X		Zach Pyron	1-yd rush	7	73	3:13
5. LOU	2	X		Zach Pyron	1-yd rush	6	55	2:41
	2	X		E. Singleton Jr. from H. King	14-yd pass	4	42	1:10
	2	X		A. Boyd from H. King	33-yd pass	5	73	0:53
	3	X		Trelain Maddox	3-yd rush	5	60	2:17
	3	X		L. Blackburn from Z. Pyron	24-yd pass	3	40	1:19
	4	X		Anthony Carrie	2-yd rush	7	65	2:05
	1	X		Haynes King	23-yd rush	6	65	2:34
	2	X		Jamal Haynes	1-yd rush	10	75	1:52
6. Duke	3		X	Aidan Birr	26-yd FG	16	67	7:22
	1	X		Zach Pyron	2-yd rush	12	60	6:16
	2		X	Aidan Birr	23-yd FG	13	62	5:23
	4	x		J. Haynes from H. King	3-yd pass	14	85	7:07
7. UNC	4	X		E. Singleton Jr. from H. King	9-yd pass	7	70	3:13
	1	X		Chad Alexander	2-yd rush	6	38	2:50
	2		X	Aidan Birr	26-yd FG	13	66	6:26
	2	X		Haynes King	20-yd rush	8	62	3:31
	2		X	Aidan Birr	29-yd FG	5	63	0:31
	3	X		Haynes King	7-yd rush	8	67	4:19
4	X		Jamal Haynes	4-yd rush	10	75	4:52	
4	X		Jamal Haynes	68-yd rush	2	75	0:28	

OPPONENT SCORING DRIVES

	QTR	TD	FG	PLAYERS	PLAY	PL	YDS	TIME
1. FSU	1	X	X	L.Toafili	28-yd rush	7	75	4:02
	2		X	R.Fitzgerald	52-yd FG	8	41	5:11
	2		X	R.Fitzgerald	59-yd FG	9	34	3:13
	4	X		R. Williams	1-yd rush	15	84	8:18
2. GSU	2	X		L. Rickman	21-yd FG	16	87	8:24
	3		X	L. Rickman	47-yd FG	6	45	1:27
	3	X		D. Fleming from C. Veilleux	24-yd pass	9	68	4:08
3. SYR	1	X		T. Pena from K. McCord	11-yd pass	7	75	2:39
	2	X		T. Pena from K. McCord	11-yd pass	7	70	3:18
	2	X		O. Gadsden from K. McCord	20-yd pass	9	89	4:18
	3.		X	B.Denaburg	33-yd FG	15	65	6:55
4. VMI	4.	X		O. Gadsden from K. McCord	17-yd pass	7	32	4:01
	4.	X		E. Horne from B. Hammonds	2-yd pass	10	75	9:55
5. LOU	2	X		C. Bell from T. Shough	37-yd pass	7	71	3:30
	2		X	B. Travelstead	27-yd FG	11	75	1:52
	3	X		J. Brooks from T. Shough	57-yd pass	3	75	1:03
6. Duke	2	X		E. Pancol from M. Murphy	20-yd pass	7	50	2:48
	3	X		S. Hagans from M. Murphy	65-yd pass	1	65	0:11
7. UNC	1	X		J. Criswell	1-yd rush	3	78	1:00
	2	X		J. Jones from J. Criswell	4-yd pass	4	75	1:20
	3		X	N. Burnette	50-yd FG	9	28	3:50
	4	X		J. Criswell	1-yd rush	13	68	5:32
4		X	N. Burnette	26-yd FG	9	56	1:01	

TOUCHDOWN DRIVES SUMMARY

	GT	OPP
Touchdown plays of 20-plus yards	11	7
Touchdown plays of 50-plus yards	2	2
Touchdown drives of 80-plus yards	2	2
Touchdown drives of 90-plus yards	-	-
Touchdown drives of 20 yards or less	1	-
Touchdown drives of 5:00 or more	4	3
Touchdown drives of 7:00 or more	2	2
Touchdown drives of 3:00 or less	17	6
Touchdown drives of 2:00 or less	9	4
Touchdown drives of 1:00 or less	4	2
Touchdown drives of 5 plays or less	9	4
Touchdown drives of 10 plays or more	9	3
Touchdown drives of 1 play	1	1

does not include special teams or defensive touchdowns



BIG PLAYS

GEORGIA TECH BIG PLAYS (20+ YARDS)

*** Touchdown**

NO.	OPPONENT	PLAYER(S)	PLAY	DOWN-DIST	YDS
1.	Florida State	Malik Rutherford from Haynes King	Pass	1-10	42
2.		Jamal Haynes	Rush	1-10	36
3.		Chase Lane from Haynes King	Pass	2-10	20
4.		Haynes King	Rush	2-5	21
5.	Georgia State	Malik Rutherford from Haynes King	Pass	1-10	20
6.		Jamal Haynes	Rush	1-10	35
7.		Haynes King	Rush	2-10	28
8.		Eric Singleton Jr	Rush	1-10	35*
9.		Malik Rutherford from Haynes King	Pass	1-10	52*
10.		Avery Boyd from Haynes King	Pass	2-14	22*
11.		Anthony Carrie	Rush	2-6	30
12.	Syracuse	Haynes King	Rush	2-2	21*
13.		Eric Singleton Jr. from Haynes King	Pass	1-10	45
14.		Avery Boyd from Haynes King	Pass	3-6	20
15.	VMI	Chase Lane from Haynes King	Pass	1-10	22
16.		Malik Rutherford from Haynes King	Pass	1-10	35*
17.		Eric Singleton Jr. from Haynes King	Pass	1-10	50
18.		Chase Lane from Haynes King	Pass	1-10	32
19.		Avery Boyd from Haynes King	Pass	1-10	33*
20.		Leo Blackburn from Zach Pyron	Pass	2-7	24*
21.		Anthony Carrie	Rush	2-9	29
22.		Chris Elko from Aaron Philo	Pass	4-8	41
23.	Louisville	Haynes King	Rush	3-1	23*
24.		Malik Rutherford from Haynes King	Pass	1-10	45
25.		Eric Singleton Jr. from Haynes King	Pass	2-14	51
26.		Avery Boyd from Haynes King	Pass	2-10	28
27.		Haynes King	Rush	2-12	26
28.		Jackson Hawes from Haynes King	Pass	3-10	33
29.	Duke	Jamal Haynes	Rush	2-7	39
30.		Malik Rutherford from Haynes King	Pass	2-5	24
31.		Chad Alexander	Rush	1-10	22
32.	North Carolina	Chad Alexander	Rush	3-6	28
33.		Haynes King	Rush	1-10	20*
34.		Jamal Haynes	Rush	1-10	37
35.		Luke Harpring from Haynes King	Pass	2-5	27
36.		Jamal Haynes	Rush	2-3	68*

OPPONENT BIG PLAYS (20+ YARDS)

*** Touchdown**

NO.	OPPONENT	PLAYER(S)	PLAY	DOWN-DIST	YDS
1.	Florida State	L. Toaffili	Rush	1-10	28*
2.		L. Toaffili. from D.J. Ulagalelei	Pass	3-5	21
3.		J. Douglas from D.J. Ulagalelei	Pass	4-7	20
4.	Georgia State	S. Wilkerson	Rush	2-10	41
5.		T. Williams from C. Veilleux	Pass	4-2	24
6.		F. Brock	Rush	2-3	23
7.		D. Fleming from C. Veilleux	Pass	1-10	24*
8.		M. Dukes	Rush	1-15	21
9.		D. Fleming from C. Veilleux	Pass	1-10	28
10.	Syracuse	W. Nixon from K. McCord	Pass	2-4	20
11.		L. Allen from K. McCord	Pass	3-10	28
12.		T. Pena from K. McCord	Pass	1-10	21
13.		T. Pena from K. McCord	Pass	3-15	32
14.		O. Gadsdden from K. McCord	Pass	1-10	32
15.		O. Gadsdden from K. McCord	Pass	3-2	20*
16.		U. Hatcher from K. McCord	Pass	1-20	30
17.		L. Allen	Rush	2-6	24
18.	VMI	O. Sweeney from B. Hammonds	Pass	1-10	34
19.	Louisville	J. Brooks from T. Shough	Pass	1-10	42
20.		C. Bell from T. Shough	Pass	2-10	37*
21.		C. Bell from T. Shough	Pass	3-9	45
22.		J. Brooks from T. Shough	Pass	2-10	57*
23.	Duke	E. Pancol from M. Murphy	Pass	3-4	26
24.		E. Pancol from M. Murphy	Pass	1-10	30*
25.		S. Thomas	Rush	2-11	20
26.		S. Hagans from M. Murphy	Pass	1-10	65*
27.	North Carolina	K.Paysour from J. Criswell	Pass	3-5	24
28.		J. Jones from J. Criswell	Pass	1-10	53
29.		O. Hampton	Rush	1-10	71
30.		J. Shipp from J. Criswell	Pass	1-10	22
31.		J. Criswell	Rush	1-10	20

BIG PLAYS FROM SCRIMMAGE SUMMARY

RUSH/CATCH	20-29	30-39	40-49	50-59	60-69	70-79	80-89	90-99	TOTAL
Malik Rutherford	2 (0/2)	1 (0/1)	2 (0/2)	1 (0/1)	-	-	-	-	6
Haynes King	6 (6/0)	-	-	-	-	-	-	-	6
Jamal Haynes	-	4 (4/0)	-	-	1 (1/0)	-	-	-	5
Eric Singleton Jr	-	1 (1/0)	1 (0/1)	2 (0/2)	-	-	-	-	4
Avery Boyd	3 (0/3)	1 (0/1)	-	-	-	-	-	-	4
Chase Lane	2 (0/2)	1 (0/1)	-	-	-	-	-	-	3
Anthony Carrie	1 (1/0)	1 (1/0)	-	-	-	-	-	-	2
Chad Alexander	2 (2/0)	-	-	-	-	-	-	-	2
Leo Blackburn	1 (0/1)	-	-	-	-	-	-	-	1
Chris Elko	-	-	1(0/1)	-	-	-	-	-	1
Jackson Hawes	-	1 (0/1)	-	-	-	-	-	-	1
Luke Harpring	1 (0/1)	-	-	-	-	-	-	-	1
Totals	18 (9/9)	10 (6/4)	4 (0/4)	3 (0/3)	1 (1/0)	-	-	-	36
Opponents	18 (6/12)	6 (0/6)	3 (1/2)	2 (0/2)	1 (0/1)	1 (1/0)	-	-	31
PASSING	20-29	30-39	40-49	50-59	60-69	70-79	80-89	90-99	TOTAL
Haynes King	8	4	3	3	-	-	-	-	18
Zach Pyron	1	-	-	-	-	-	-	-	1
Aaron Philo	-	-	1	-	-	-	-	-	1
Totals	9	4	4	3	-	-	-	-	20
Opponents	12	5	-	1	1	-	-	-	19

THE LAST TIME IT HAPPENED ...
TEAM

	GEORGIA TECH	OPPONENT
Scored 50 Points	Sept. 14, 2024 vs. VMI (59)	Nov. 20, 2021 by No. 6 Notre Dame (55)
Scored 50 Points, ACC Game	Nov. 28, 2020 vs. Duke (56)	Oct. 2, 2021 by Pitt (52)
Scored 35 Points, Half	Sept. 14, 2024 vs. VMI (38/1st)	Nov. 20, 2021 by No. 6 Notre Dame (45/1st)
Scored 28 Points, Quarter	Sept. 1, 2023 vs. Louisville (28/2nd)	Oct. 17, 2020 by No. 1 Clemson (2nd/35)
Scored 0 Points	Sept. 10, 2022 vs. No. 20/17 Ole Miss	Sept. 1, 2018 by Alcorn State
Scored 0 Points, Half	Oct. 7, 2023 vs. No. 17 Miami (Fla.)	Sept. 14, 2024 by VMI (1st)
Overcame 10-Point Deficit, Win	Dec. 22, 2023 vs. UCF (17-3)	Sept. 1, 2023 by Louisville (28-13)
Overcame 10-Point Halftime Deficit, Win	Nov. 19, 2022 vs. No. 13/11 North Carolina (17-7)	Sept. 1, 2023 by Louisville (28-13)
40-Point Margin of Victory	Sept. 14, 2024 vs. VMI (59-7)	Sept. 10, 2022 by No. 20/17 Ole Miss (42-0)
30-39-Point Margin of Victory	Sept. 9, 2023 vs. South Carolina State (48-13)	Sept. 5, 2022 by No. 4 Clemson (41-10)
Scored 30 Points or more, Loss	Nov. 13, 2021 vs. Boston College (30)	Oct. 12, 2024 by North Carolina (34)
Scored fewer than 10 Points, Win	Nov. 11, 2006 at North Carolina (7-0)	Dec. 2, 2006 by Wake Forest (9-6)
7 Touchdowns	Sept. 14, 2024 vs. VMI (8)	Nov. 20, 2021 by No. 6 Notre Dame (7)
0 Touchdowns	Sept. 10, 2022 vs. No. 20/17 Ole Miss	Sept. 1, 2018 by Alcorn State
5+ Rushing Touchdowns	Oct. 12, 2024 at North Carolina (5)	Sept. 16, 2023 by No. 17/19 Ole Miss (5)
4+ Passing Touchdowns	Sept. 14, 2024 vs. VMI (4)	Oct. 23, 2021 by Virginia (4)
Interception Return for TD	Oct. 20, 2022 vs. Virginia; LaMiles Brooks (37 yards) (Brennan Armstrong pass)	Nov. 11, 2023 by Clemson; Shelton Lewis (46 yards) (Haynes King pass)
Fumble Return for TD	Nov. 6, 2021 at Miami (Fla.); Jaylon King (40 yds)	Sept. 21, 2024 by No. 19/20 Louisville; Ramon Puryear (0 yds)
Punt Return for TD	Sept. 10, 2009 vs. Clemson; Jerrard Tarrant (85 yards)	Oct. 12, 2024 by North Carolina; Alijah Huzzie (69 yards)
Blocked Punt Return for TD	Sept. 27, 1997 vs. Clemson Block: Ajenavi Eziemefe; Rec: Djay Jones	Sept. 24, 2022 by UCF Block: Jarvis Ware; Rec: Quadric Bullard
Kickoff Return for TD	Nov. 13, 2021 vs. Boston College; Jahmyr Gibbs (98-yard return)	Sept. 8, 2018 by USF; Terrence Horne (98 yards) Sept. 8, 2018 by USF; Terrence Horne (97 yards)
2 Non-Offensive TDs	Nov. 8, 2014 at NC State (INT return, fumble return)	Sept. 21, 2024 by No. 19/20 Louisville (FG Block return; Fumble return)
4 Field Goals Made	Oct. 1, 2022 at No. 24 Pitt (4)	Oct. 30, 2021 by Virginia Tech (4)
3 Field Goals Missed	Sept. 4, 2021 vs. Northern Illinois (3)	Oct. 19, 2019 by Miami (3)
5 Field Goals Attempted	Dec. 31, 2011 vs. Utah (5)	Nov. 17, 2007 by North Carolina (5)
50-yard Field Goal Made	Dec. 31, 2016 vs. Kentucky (Harrison Butker, 52 yards)	Oct. 12, 2024 by North Carolina (Noah Burnette, 50 yards)
Missed PAT	Oct. 21, 2023 by Boston College	Nov. 18, 2023 by Syracuse
Missed more than 1 PAT	Nov. 3, 2012 at Maryland (2)	Nov. 5, 1977 by Notre Dame (2)
Made 2-Point Conversion	Oct. 28, 2023 vs. No. 17 UNC (M. Rutherford from H. King)	Aug. 24, 2024 by Florida State (B. Courtney rush)
Failed 2-Point Conversion	Oct. 7, 2023 vs. No. 17 Miami (Fla.) (Haynes King kneel)	Nov. 18, 2023 by Syracuse (L. Allen pass failed)
Two+ 2-Point Conversions Att.	Nov. 5, 2022 at Virginia Tech (2, 2 failed)	Nov. 11, 2017 by No. 17 Virginia Tech (2, 2 failed)
Defensive Extra Point Scored	Nov. 6, 2021 at Miami (Fla.) Juanyeh Thomas 100-yard INT return (Tyler Van Dyke pass)	None recorded
Recorded Safety	Sept. 21, 2024 at No. 19/20 Louisville QB (Tyler Shough) fell in endzone	Nov. 28, 2020 by Duke GT fumbled a punt return into the endzone
Blocked Field Goal	Oct. 12, 2024 at North Carolina Daylond Gordon blocked Noah Burnette's attempt	Sept. 21, 2024 by No. 19/20 Louisville Tayon Holloway blocked Aidan Birr's attempt
Blocked PAT	Nov. 5, 2022 at Virginia Tech (D'Quon Douse)	Oct. 23, 2021 at Virginia (N. Taylor)
Blocked Punt	Sept. 7, 2024 at Syracuse Amontrae Bradford blocked punt of J.Stonehouse	Sept. 24, 2022 by UCF Jarvis Ware blocked punt of David Shanahan
Blocked 2 Kicks/Punts	Sept. 7, 2024 at Syracuse (field goal/punt)	Sept. 5, 2022 by No. 4 Clemson (2 punts)
30+ First Downs	Sept. 14, 2024 vs. VMI (30)	Oct. 29, 2022 by Florida State (32)
10 (or fewer) First Downs	Nov. 27, 2021 vs. No. 1 Georgia (9)	Sept. 14, 2024 by VMI (5)
500-599 Yards Total Offense	Oct. 12, 2024 at North Carolina (505)	Sept. 7, 2024 by Syracuse (515)
600+ Yards Total Offense	Oct. 28, 2023 vs. No. 17 North Carolina (635)	Oct. 29, 2022 by Florida State (642)
< 200 Yards Total Offense	Nov. 16, 2019 vs. Virginia Tech (134)	Sept. 14, 2024 by VMI (104)
< 100 Yards Total Offense	Nov. 18, 1961 at Alabama (96)	Oct. 9, 2004 by Maryland (82)
300+ Yards Total Offense, Half	Sept. 14, 2024 vs. VMI (363/1st)	Sept. 7, 2024 by Syracuse (334/1st)
< 50 Yards Total Offense, Half	Oct. 29, 2022 at Florida State (24/1st)	Sept. 14, 2024 by VMI (35/1st)
90 Offensive Plays	Sept. 4, 2017 vs. No. 25/24 Tennessee (20T) (96)	Oct. 9, 2021 by Duke (91)
50 (or fewer) Offensive Plays	Nov. 2, 2019 vs. Pitt (50)	Sept. 21, 2024 by No. 19/20 Louisville (46)
300-399 Yards Rushing	Oct. 12, 2024 at North Carolina (371)	Oct. 21, 2023 by Boston College (308)
400+ Yards Rushing	Nov. 3, 2018 at North Carolina (461)	Aug. 29, 2019 by No. 1 Clemson (411)
50 Yards (or less) Rushing	Nov. 27, 2004 at Georgia (24)	Sept. 14, 2024 by VMI (12)
0 Yards (or less) Rushing	1968 (two times – vs. Notre Dame and Navy)	Nov. 2, 2013 by Pittsburgh (-5)
60+ Rushing Attempts	Oct. 25, 2018 at Virginia Tech (78)	Sept. 10, 2022 by No. 20/17 Ole Miss (62)
30 (or fewer) Rushing Attempts	Oct. 7, 2023 vs. No. 17 Miami (Fla.) (27)	Oct. 5, 2024 by Duke (20)
25+ Pass Completions	Sept. 7, 2024 at Syracuse (29)	Sept. 7, 2024 by Syracuse (32)
5 (or fewer) Pass Completions	Nov. 24, 2018 at No. 5 Georgia (5)	Sept. 14, 2019 by The Citadel (1)

THE LAST TIME IT HAPPENED ...

TEAM

	GEORGIA TECH	OPPONENT
40+ Pass Attempts	Sept. 7, 2024 at Syracuse (40)	Sept. 7, 2024 by Syracuse (46)
10 (or fewer) Pass Attempts	Nov. 17, 2018 vs. Virginia (OT) (8)	Sept. 14, 2019 by The Citadel (4)
Threw 3 Interceptions	Nov. 11, 2023 at Clemson (4)	Oct. 7, 2023 by No. 17 Miami (Fla.) (3)
300-399 Yards Passing	Sept. 21, 2024 at No. 19/20 Louisville (312)	Sept. 7, 2024 by Syracuse (381)
400+ Yards Passing	Nov. 10, 2001 at Virginia (486)	Oct. 17, 2020 by No. 1 Clemson (500)
100 (or less) Yards Passing	Dec. 22, 2023 vs. UCF (87)	Sept. 14, 2024 by VMI (92)
Completed 70 Percent of Passes	Sept. 14, 2024 vs. VMI (.719, 23-of-32)	Oct. 9, 2021 by Duke (.759, 22-of-29)
5+ Fumbles	Oct. 13, 2018 vs. Duke (6)	Oct. 25, 2014 by Pittsburgh (7)
4+ Fumbles Lost	Sept. 23, 2017 vs. Pittsburgh (4)	Nov. 28, 2020 by Duke (4)
5 Turnovers	Sept. 26, 2020 vs. Syracuse (5)	Sept. 23, 2023 by Wake Forest (5)
0 Turnovers	Oct. 12, 2024 at North Carolina	Sept. 21, 2024 by No. 19/20 Louisville
10 Penalties	Sept. 23, 2023 at Wake Forest (14)	Nov. 18, 2023 by Syracuse (12)
2 (or fewer) Penalties	Sept. 16, 2023 at No. 17/19 Ole Miss (0)	Aug. 24, 2024 by No. 10 Florida State (1)
100+ Penalty Yards	Sept. 23, 2023 at Wake Forest (142)	Sept. 30, 2023 (113)
10 (or fewer) Penalty Yards	Oct. 14, 2017 vs. No. 11/10 Miami (6)	Aug. 24, 2024 by No. 10 Florida State (10)
10 Punts	Oct. 20, 2022 vs. Virginia (10)	Sept. 14, 2024 by VMI (10)
0 Punts	Sept. 9, 2023 vs. South Carolina State	Oct. 29, 2022 by No. 10 Florida State
10 Third-Down Conversions	Sept. 16, 2023 at No. 17/19 Ole Miss (11)	Sept. 7, 2024 by Syracuse (10)
2+ Fourth-Down Conversions	Oct. 5, 2024 vs. Duke (3-of-3)	Oct. 12, 2024 by North Carolina (2-of-3)
4 Fourth-Down Attempts	Sept. 21, 2024 at No. 19/20 Louisville (3-of-5)	Aug. 31, 2024 by Georgia State (2-of-4)
37:00 or higher TOP	Oct. 5, 2024 vs. Duke (39:27)	Sept. 30, 2023 by Bowling Green (42:45)
15 Tackles for Loss	Sept. 1, 2007 at Notre Dame (19)	None Recorded
10 Sacks	Oct. 9, 1993 vs. Maryland (11)	None Recorded
5 Players to Score TD	Sept. 14, 2024 vs. VMI (7)	Nov. 11, 2023 by Clemson (6)
4 Players to Rush for TD	Oct. 9, 2020 vs. Louisville (4)	Sept. 16, 2023 by No. 17/19 Ole Miss (4)
3 Players to Catch TD Pass	Sept. 14, 2024 vs. VMI (4)	Nov. 11, 2023 by Clemson (4)
2 Players to Throw TD Pass	Sept. 14, 2024 vs. VMI (3 - Haynes King; 1 - Zach Pyron)	Sept. 5, 2022 by No. 4 Clemson (1 - DJ Uiagalelei; 1 - Cade Klubnik)
15-Play+ Touchdown Drive	Nov. 5, 2023 at Virginia (16)	Aug. 24, 2024 by No. 10 Florida State (15)
8-Minute+ Touchdown Drive	Sept. 30, 2017 vs. North Carolina (8:54)	Sept. 14, 2024 vs. VMI (9:55)
90-Yard+ Touchdown Drive	Nov. 12, 2022 vs. Miami (99)	Dec. 22, 2023 by UCF (98)
1-Play Touchdown Drive	Aug. 31, 2024 vs. Georgia State (M. Rutherford from H. King - 52-yd pass)	Oct. 5, 2024 by Duke (S. Hagans from M. Murphy - 65-yd pass)
TD on First Offensive Play of Game	Sept. 30, 2023 vs. Bowling Green (E. Singleton 53-yd pass from H. King)	Nov. 19, 2022 by No. 11/13 North Carolina (E. Green 80-yd rush)
Won an Overtime Game	Oct. 8, 2022 vs. Duke (OT) (23-20)	Sept. 14, 2019 by The Citadel (OT) (27-24)
Game Won on Final Play	Aug. 24, 2024 vs. Florida State (Dublin, Ireland) (Aidan Birr 44-yard FG)	Sept. 14, 2019 by The Citadel (37-yard FG in overtime)

BOTH TEAMS COMBINED

90 Points	Oct. 5, 2018 at Louisville (97) (66-31)	6 Field Goals	Nov. 17, 2018 vs. Virginia (OT) (6)
100+ Rushing Attempts	Oct. 9, 2021 at Duke (101)	5 Fumbles Lost	Sept. 23, 2017 vs. Pittsburgh (5)
20 (or fewer) Points	Nov. 28, 2015 vs. Georgia (20) (13-7)	4 Field Goals Missed	Oct. 20, 2012 vs. Boston College (4)
60 (or fewer) Rushing Att.	Sept. 9, 2006 vs. Samford (51)	10 Turnovers	Nov. 17, 1990 at Wake Forest (10)
10 (or fewer) Points	Nov. 11, 2006 at North Carolina (7) (7-0)	8 Field Goals Att.	Nov. 17, 2007 vs. North Carolina (8)
700+ Yards Passing	Oct. 2, 2021 by Pitt (758)	0 Turnovers	Sept. 7, 2024 at Syracuse
50 Points in a Half	Oct. 2, 2021 by Pitt (56)	50 First Downs	Oct. 28, 2023 vs. No. 17 North Carolina (54)
150 (or fewer) Passing Yds.	Nov. 3, 2012 at Maryland (146)	20 Penalties	Oct. 29, 2022 at Florida State (22)
0 Points in a Half	Nov. 11, 2006 at North Carolina (2nd)	25 (or fewer) First Downs	Oct. 18, 2008 at Clemson (24) (12-12)
50 Pass Completions	Sept. 7, 2024 at Syracuse (61)	5 (or fewer) Penalties	Aug. 24, 2024 vs. No. 10 Florida State (4)
30 Points in a Quarter	Oct. 28, 2023 vs. No. 17 North Carolina (38/2nd)	1,000+ Yards Total Offense	Oct. 28, 2023 vs. No. 17 North Carolina (1,212)
20 (or fewer) Completions	Sept. 14, 2019 vs. The Citadel (8)	200 Penalty Yards	Oct. 29, 2022 at Florida State (211)
10+ Touchdowns	Oct. 28, 2023 vs. No. 17 North Carolina (12)	500 Yds (or fewer) Total Off.	Oct. 22, 2011 at Miami (473)
90 Pass Attempts	Oct. 26, 2002 vs. Virginia (101)	25 (or fewer) Penalty Yards	Oct. 22, 2011 at Miami (15)
0 Touchdowns	Dec. 2, 2006 vs. Wake Forest	160+ Offensive Plays	Sept. 19, 2020 vs. No. 14 UCF (173)
30 (or fewer) Pass Att.	Sept. 14, 2019 vs. The Citadel (17)	15+ Punts	Oct. 20, 2020 vs. Virginia (16)
5 Touchdowns in a Quarter	Oct. 28, 2023 vs. No. 17 North Carolina (5/2nd)	120 (or fewer) Off. Plays	Sept. 21, 2024 at No. 19/20 Louisville (115)
5 Passes Intercepted	Nov. 11, 2023 at Clemson (5)	0 Punts	Dec. 5, 2009 vs. Clemson
8 Touchdowns in a Half	Oct. 2, 2021 by Pitt (8/1st)	600+ Yards Rushing	Oct. 28, 2023 vs. No. 17 North Carolina (615)
10 Fumbles	Oct. 13, 2018 vs. Duke (10)	10 Sacks	Nov. 10, 2007 at Duke (10)
		150 (or fewer) Rushing Yds.	Nov. 19, 2005 at Miami (150)

THE LAST TIME IT HAPPENED ...
INDIVIDUAL

	GEORGIA TECH	OPPONENT
30+ Rushing Attempts	Oct. 25, 2018 at Virginia Tech, Tobias Oliver (40)	Nov. 6, 2021 by Miami (Fla.), Jaylan Knighton (32)
150-199 Yards Rushing	Oct. 12, 2024 at North Carolina, Jamal Haynes (170)	Nov. 25, 2023 by No. 1 Georgia, Kendall Milton (156)
200+ Yards Rushing	Oct. 25, 2018 at Virginia Tech, Tobias Oliver (215)	Aug. 29, 2019 by No. 1 Clemson, Travis Etienne (205)
50+ Pass Attempts	Oct. 6, 2005 vs. NC State, Reggie Ball (53)	Oct. 5, 2019 by North Carolina, Sam Howell (51)
40+ Pass Attempts	Sept. 16, 2023 vs. No. 17/19 Ole Miss, Haynes King (41)	Oct. 1, 2022 by No. 24 Pitt, Kedon Slovis (45)
25+ Pass Completions	Sept. 7, 2024 at Syracuse, Kyle McCord (32), Haynes King (29)	Sept. 7, 2024 at Syracuse, Kyle McCord (32)
Threw 3 Interceptions	Nov. 11, 2023 at Clemson, Haynes King (4)	Oct. 7, 2023 by No. 17 Miami (Fla.), Tyler Van Dyke (3)
300-399 Yards Passing	Sept. 30, 2023 vs. Bowling Green, Haynes King (348)	Sept. 7, 2024 at Syracuse, Kyle McCord (381)
400+ Yards Passing	Nov. 10, 2001 at Virginia, George Godsey (486)	Oct. 17, 2020 by No. 1 Clemson, Trevor Lawrence (404)
Rushed & Passed for 100+ Yds.	Oct. 12, 2024 at North Carolina, Haynes King (107/127)	Oct. 21, 2023 vs. Boston College, Haynes King (128/255)
Rushed & Received for 100+ Yds.	Nov. 14, 2013 at Clemson Robert Godhigh (126/203)	Oct. 30, 1997 by North Carolina J. Linton (138/137)
300-399 Yards Total Offense	Sept. 21, 2024 at No. 19/20 Louisville, Haynes King (370)	Sept. 7, 2024 at Syracuse, Kyle McCord (391)
400+ Yards Total Offense	Oct. 29, 2016 vs. Duke, Justin Thomas (459)	Oct. 6, 2012 by Clemson, Tajh Boyd (460)
10+ Receptions	Oct. 7, 2006 vs. Maryland, Calvin Johnson (10)	Oct. 7, 2023 by No. 17 Miami (Fla.), Xavier Restrepo (12)
100-199 Yards Receiving	Sept. 21, 2024 at No. 19/20 Louisville, Malik Rutherford (113)	Sept. 21, 2024 by No. 19/20 Louisville, Ja'Corey Brooks (125)
200+ Yards Receiving	Oct. 4, 2008 vs. Duke, Demaryius Thomas (230)	Nov. 6, 2021 by Miami (Fla.), Charleston Rambo (210)
4+ Touchdowns Scored	Sept. 4, 2017 vs. No. 25/24 Tennessee (20T) TaQuon Marshall (5)	Sept. 4, 2017 by No. 25/24 Tennessee (20T) John Kelly (4)
3+ Touchdowns Rushing	Sept. 10, 2022 vs. Western Carolina Dontae Smith (3)	Nov. 13, 2021 by Boston College Phil Jurkovec (3)
3+ Touchdowns Receiving	Sept. 11, 2004 vs. Clemson, Calvin Johnson (3)	Nov. 29, 2008 by Georgia, Mohamed Massaquoi (3)
4+ Touchdowns Passing	Oct. 28, 2023 vs. No. 17 North Carolina, Haynes King (4)	Nov. 11, 2023 by Clemson, Cade Klubnik (4)
Rushing & Receiving TDs	Nov. 18, 2023 vs. Syracuse, Jamal Haynes (1/1)	Oct. 14, 2017 by No. 11/10 Miami, Travis Homer (1/1)
Rushing & Passing TDs	Sept. 14, 2024 vs. VMI, Zach Pylon (2/1)	Nov. 16, 2019 by Virginia Tech, Hendon Hooker (1/2)
Passing & Receiving TDs	Nov. 17, 2007 vs. North Carolina Taylor Bennett (1/1)	Nov. 18, 2017 by Duke Shaun Wilson (1/2)
3 Field Goals	Dec. 22, 2023 vs. UCF Aidan Birr (3-of-3)	Sept. 1, 2023 by Louisville Brock Travelstead (4-of-4)
4+ Field Goals	Oct. 1, 2022 at No. 24 Pitt Gavin Stewart (4-of-4)	Sept. 1, 2023 by Louisville Brock Travelstead (4-of-4)
5 Field Goal Attempts	Sept. 1, 2007 vs. Notre Dame Travis Bell (5)	Oct. 30, 2021 by Virginia Tech John Parker Romo (5)
Made a 50-yard Field Goal	Dec. 31, 2016 vs. Kentucky, Harrison Butker (52)	Oct. 12, 2024 by North Carolina (Noah Burnette, 50 yards)
Attempted a 60-yard Field Goal	Sept. 4, 2021 vs. Northern Illinois Gavin Stewart (60/miss)	Nov. 17, 2007 by North Carolina Connor Barth (63/miss)
10+ Punts	Oct. 20, 2022 vs. Virginia, David Shanahan (10)	Sept. 14, 2024 vs. VMI Ben Shrewsbury (10)
60-69 yard Punt	Sept. 7, 2024 at Syracuse, David Shanahan (61)	Nov. 19, 2022 by No. 13/11 North Carolina, Ben Kiernan (60)
70-yard+ Punt	Oct. 9, 2021 at Duke David Shanahan (71)	Sept. 4, 2017 by No. 25/24 Tennessee (20T) Trevor Daniel (70)
100+ Punt Return Yards	Aug. 31, 2002 vs. Vanderbilt, Kelley Rhino (110)	None recorded
70-89 yard Punt Return	Sept. 10, 2009 vs. Clemson Jerrard Tarrant (85 TD)	Sept. 23, 2017 by Pittsburgh Quadree Henderson (80 TD)
Punt Return for a Touchdown	Sept. 10, 2009 vs. Clemson, Jerrard Tarrant	Oct. 12, 2024 by North Carolina (Alijah Huzzie)
90-yard+ Kickoff Return	Nov. 24, 2018 at No. 5 Georgia Juanyeh Thomas (100 TD)	Sept. 8, 2018 by USF Terrence Horne (98 TD, 97 TD)
Kickoff Return for a Touchdown	Nov. 13, 2021 vs. Boston College Jahmyr Gibbs (98 TD)	Sept. 8, 2018 by USF Terrence Horne (98 TD, 97 TD)
70-yard+ Interception Return	Aug. 31, 2013 vs. Elon, Tyler Marcordes (95)	Nov. 12, 2022 by Miami, Kamren Kinchens (99)
15+ Tackles	Nov. 5, 2022 at Virginia Tech, Charlie Thomas (16)	Oct. 13, 2018 by Duke, Joe Giles-Harris (15)
3.0+ Sacks	Sept. 23, 2023 at Wake Forest, Kyle Kennard (4.0)	Oct. 12, 2019 by Duke, Victor Dimukeje (3.0)
2+ Interceptions	Sept. 11, 2021 vs. Kennesaw State, Charlie Thomas (2)	Oct. 21, 2023 by Boston College, Elijah Jones (2)
2+ Fumble Recoveries	Oct. 5, 2018 at Louisville, Charlie Thomas (2)	Nov. 21, 2019 by NC State, Larrell Murchison (2)
2+ Forced Fumbles	Nov. 18, 2023 vs. Syracuse, Paul Moala (2)	Nov. 20, 2021 by No. 6 Notre Dame, Isaiah Foskey (2)

TWO PLAYERS

	GEORGIA TECH	OPPONENT
2 100-yard Rushers	Oct. 12, 2024 at North Carolina Jamal Haynes (170) and Haynes King (107)	Oct. 21, 2023 by Boston College Kye Robichaux (165) and Thomas Castellanos (128)
2 100-yard Receivers	Sept. 10, 2005 vs. North Carolina Damarius Bilbo (131) and Calvin Johnson (114)	Dec. 22, 2023 by UCF RJ Harvey (120) and Javon Baker (173)
100-yard Rusher & Receiver	Sept. 8, 2018 TaQuon Marshall (113) and Clinton Lynch (111)	Oct. 29, 2022 by Florida State Trey Benson (111) and Johnny Wilson (111)
250 Comb. Yards Rushing	Oct. 12, 2024 at North Carolina Jamal Haynes and Haynes King (277)	Oct. 21, 2023 by Boston College Kye Robichaux and Thomas Castellanos (290)
250 Comb. Yards Receiving	Jan. 1, 2007 vs. West Virginia Calvin Johnson and James Johnson (254)	Oct. 23, 2021 by Virginia Dontayvion Wicks and Keytaon Thompson (257)
20 Comb. Receptions	Nov. 10, 2001 at Virginia Will Glover and Kerry Watkins (21)	Oct. 26, 2013 by Virginia Darius Jennings and Tim Smith (23)



	NO. 10 FLORIDA STATE	21
	0-1, 0-1	
	GEORGIA TECH	24
	1-0, 1-0	

Game 1 • Aug. 24, 2024 • Dublin, Ireland • Aviva Stadium (47,000)

SCORING SUMMARY

	1	2	3	4	F
Florida State	8	6	0	7	21
Georgia Tech	7	7	0	10	24

1st 10:58	FSU	L. Toafili 28 yd rush (B.Courtney rush), 7-75, 04:02	FSU 8 - GT 0
7:26	GT	Z. Pyron 1 yd rush (A.Birr kick), 6-79, 03:24	FSU 8 - GT 7
2nd 11:06	FSU	R.Fitzgerald 52 yd FG, 8-41, 05:11	FSU 11 - GT 7
3:13	GT	J.Haynes 1 yd rush (A.Birr kick), 14-75, 07:53	FSU 11 - GT 14
0:00	FSU	R.Fitzgerald 59 yd FG, 9-34, 03:13	FSU 14 - GT 14
4th 14:57	GT	J.Haynes 2 yd rush (A.Birr kick), 11-89, 06:22	FSU 14 - GT 21
6:33	FSU	R.Williams 1 yd rush (R.Fitzgerald kick), 15-84, 08:18	FSU 21 - GT 21
0:00	GT	A.Birr 44 yd FG, 12-49, 06:33	FSU 21 - GT 24

TEAM STATISTICS

	FSU	GT
First Downs.....	20	18
Rushes-Yards.....	31-98	36-190
Passing Yards.....	193	146
Pass Comp-Att-Int.....	19-27-0	11-16-0
Total Offense.....	291	336
Fumbles-Lost.....	0-0	2-0
Penalties-Yards.....	1-10	3-35
Punts-Yards (Avg./Net).....	2-86 (43.0/33.0)	2-93 (46.5/45)
Kickoffs-Yards (Avg./Net).....	4-259 (64.8/41.0)	4-260 (65.0/42.2)
Punt Returns (No.-Yds.-TD).....	1-3-0	1-0-0
Kickoff Returns (No.-Yds.-TD).....	1-16-0	1-20-0
Interceptions (No.-Yds.-TD).....	0-0-0	0-0-0
Fumble Returns (No.-Yds.-TD).....	0-0-0	0-0-0
Time of Possession.....	30:39	29:21
Third-Down Conversions.....	5-of-12	5-of-9
Fourth-Down Conversions.....	2-of-3	0-of-0
Red-Zone Scores-Chances.....	1-1	3-3
Sacks By (No.-Yds.).....	0-0	1-4
Field Goals.....	2-2	1-2
Points Off Turnovers.....	0	0

INDIVIDUAL STATISTICS

RUSHING: FSU — Roydell Williams 12-38; Lawrance Toafili 8-32; Jaylin Lucas 2-13; Cazia Holmes 2-8; DJ Ulagalelei 6-7; Kam Davis 1-0
 GT — Jamal Haynes 11-75; Haynes King 14-64; Chad Alexander 7-41; Eric Singleton Jr. 1-10; Malik Rutherford 1-9; Zach Pyron 1-1
PASSING: FSU — DJ Ulagalelei 19-27-0, 193
 GT — Haynes King 11-16-0, 146
RECEIVING: FSU — Ja'Khi Douglas 4-55; Malik Benson 4-39; Roydell Williams 3-32; Lawrance Toafili 3-25; Jalen Brown 2-11; Kentron Poitier 1-15; Kyle Morlock 1-12; Jaylin Lucas 1-5
 GT — Malik Rutherford 4-66; Chase Lane 2-31; Eric Singleton Jr. 2-19; Jamal Haynes 2-16; Avery Boyd 1-14
INTERCEPTIONS: FSU — None
 GT — None
FUMBLE RECOVERIES: FSU — None
 GT — None
FORCED FUMBLES: FSU — None
 GT — None
TACKLES FOR LOSS: FSU — Shyheim Brown 1.0-10; DJ Lundy 1.0-2; Daniel Jones/Blake Nichelson 1.0-3
 GT — Kevin Harris II 1.0-4; Ahmari Harvey 1.0-3; Romello Height 1.0-3; Tah J Butler 1.0-3; LaMiles Brooks 1.0-1; Taye Seymore 1.0-1; Kyle Eford/Clayton Powell-Lee 1.0-1
SACKS: FSU — None
 GT — Kevin Harris II 1.0-4

	GEORGIA STATE	12
	0-1, 0-0	
	GEORGIA TECH	35
	2-0, 1-0	

Game 2 • Aug. 31, 2024 • Atlanta, Ga. • Bobby Dodd Stadium (40,113)

SCORING SUMMARY

	1	2	3	4	F
Georgia State	0	3	9	0	12
Georgia Tech	7	7	14	7	35

1st 3:01	GT	J.Haynes 1 yd rush (A.Birr kick), 6-20, 02:34	GSU 0 - GT 7
2nd 3:49	GSU	L. Rickman 21 yd FG, 16-87, 08:24	GSU 3 - GT 7
0:04	GT	H. King 2 yd rush (A.Birr kick), 11-75, 03:45	GSU 3 - GT 14
3rd 13:01	GT	E. Singleton Jr 35 yd rush (A. Birr kick), 4-65, 01:59	GSU 3 - GT 21
11:19	GT	M. Rutherford 52 yd pass from H. King (A. Birr kick), 1-52, 0:08	GSU 3 - GT 28
9:52	GSU	L.Rickman 47 yd FG, 6-45, 01:27	GSU 6 - GT 28
3:42	GSU	D.Fleming 24 yd pass from C.Veillex (2 PT failed), 9-68, 04:08	GSU 12 - GT 28
4th 14:14	GT	A.Boyd 22 yd pass from H.King (A.Birr kick), 9-75, 04:28	GSU 12 - GT 35

TEAM STATISTICS



	GSU	GT
First Downs.....	19	22
Rushes-Yards.....	29-150	34-225
Passing Yards.....	210	274
Pass Comp-Att-Int.....	19-34-0	25-30-1
Total Offense.....	360	499
Fumbles-Lost.....	1-1	0-0
Penalties-Yards.....	4-40	8-72
Punts-Yards (Avg./Net).....	3-138 (46/38.7)	3-123 (41/41)
Kickoffs-Yards (Avg./Net).....	4-255 (63.8/37.5)	6-385 (64.2/39.5)
Punt Returns (No.-Yds.-TD).....	1-0-0	2-22-0
Kickoff Returns (No.-Yds.-TD).....	2-48-0	0-0-0
Interceptions (No.-Yds.-TD).....	1-0-0	0-0-0
Fumble Returns (No.-Yds.-TD).....	0-0-0	1-0-0
Time of Possession.....	29:58	30:02
Third-Down Conversions.....	3-of-12	4-of-9
Fourth-Down Conversions.....	2-of-4	2-of-2
Red-Zone Scores-Chances.....	1-3	3-3
Sacks By (No.-Yds.).....	0-0	0-0
Field Goals.....	1-1	0-0
Points Off Turnovers.....	6	7

INDIVIDUAL STATISTICS

RUSHING: GSU — Freddie Brock 10-61; Sy'veon Wilkerson 8-43; Michel Dukes 3-25; Christian Veilleux 3-22; Jordan Ford 2-3; Tailique Williams 1--1; TEAM 2--3
 GT — Jamal Haynes 17-84; Anthony Carrie 4-41; Eric Singleton Jr. 1-35; Haynes King 5-27; Chad Alexander 5-23; Zach Pyron 2-11
PASSING: GSU — Christian Veilleux 19-34-0, 210, 1 TD
 GT — Haynes King 24-29-1, 275, 2 TDs; Zach Pyron 1-1-0 -1
RECEIVING: GSU — Tailique Williams 5-47; Dorian Fleming 4-68, 1 TD; Ted Hurst 2-26; DJ Riles 2-16; Petey Tucker 2-15; Michel Dukes 2-10; Freddie Brock 1-15; Ja'Cyais Credle 1-13
 GT — Malik Rutherford 7-131, 1 TD; Eric Singleton Jr. 4-43; Avery Boyd 4-27, 1 TD; Chase Lane 2-25; Jamal Haynes 2-12; Ryland Goede 1-16; Jackson Hawes 1-10; Bailey Stockton 1-9; Josh Beetham 1-6; Christian Leary 1-2; Anthony Carrie 1--1.
INTERCEPTIONS: GSU — Kenyatta Watson (1)
 GT — None.
FUMBLE RECOVERIES: GSU — None
 GT — Zeek Biggers (1)
FORCED FUMBLES: GSU — None
 GT — None.

TACKLES FOR LOSS: GSU — Justin Abraham 1.0-1; Jyron Gilmore 1.0-3; Cam Williams 1.0-1; K.D. McDaniel 0.5-3; Gavin Pringle 0.5-3; Dorian Royal 0.5-2; Kevin Swint 0.5-2
 GT — Trenilyas Tatum 2.5-8; Rodney Shelley 2.0-2; LaMiles Brooks 1.0-2; Kyle Eford 1.0-1; Romello Height 0.5-1; Sylvain Youndjouen 0.5-1; Jordan van den Berg 0.5-0

SACKS: GSU — None
 GT — None.

	NO. 23 GEORGIA TECH	28
	2-1, 1-1	
	SYRACUSE	31
	2-0, 1-0	

Game 3 • Sept. 7, 2024 • Syracuse, N.Y. • JMA Wireless Dome (39,550)

SCORING SUMMARY

	1	2	3	4	F
Georgia Tech	7	7	0	14	28
Syracuse	7	14	3	7	31



1st	12:21	SYR	T.Pena 11 yd pass from K.McCord (B.Denaburg kick), 7-75, 2:39	GT 0 - SYR 7
	7:52	GT	H.King 21 yd rush (A.Birr kick), 10-75, 04:29	GT 7 - SYR 7
2nd	12:27	SYR	T.Pena 11 yd pass from K.McCord (B.Denaburg kick), 7-70, 3:18	GT 7 - SYR 14
	6:19	SYR	O.Gadsden II 20 yd pass from K.McCord (B.Denaburg kick) 9-89, 4:18	GT 7 - SYR 21
	4:39	GT	H.King 26 yd rush (A.Birr kick), 4-75, 1:40	GT 14 - SYR 21
3rd	6:51	SYR	B.Denaburg 33 yd FG, 15-65, 6:55	GT 14 - SYR 24
4th	8:39	SYR	O.Gadsden II 17 yd pass from K.McCord (B.Denaburg kick), 7-32, 4:01	GT 14 - SYR 31
	5:08	GT	C.Lane 4 yd pass from H.King (A.Birr kick), 12-75, 3:31	GT 21 - SYR 31
	2:31	GT	J.Haynes 15 yd rush (A.Birr kick), 9-56, 2:35	GT 28 - SYR 31

TEAM STATISTICS

	GT	SYR
First Downs.....	19	27
Rushes-Yards.....	24-112	32-134
Passing Yards.....	266	381
Pass Comp-Att-Int.....	29-40-0	32-46-0
Total Offense.....	378	515
Fumbles-Lost.....	0-0	0-0
Penalties-Yards.....	3-15	5-45
Punts-Yards (Avg./Net).....	4-193 (48.2/43.2)	2-38 (19/19)
Kickoffs-Yards (Avg./Net).....	4-260 (65/40)	6-373 (62.2/38.8)
Punt Returns (No.-Yds.-TD).....	0-0-0	1-0-0
Kickoff Returns (No.-Yds.-TD).....	1-15-0	0-0-0
Interceptions (No.-Yds.-TD).....	0-0-0	0-0-0
Fumble Returns (No.-Yds.-TD).....	0-0-0	0-0-0
Time of Possession.....	23:06	36:54
Third-Down Conversions.....	7-of-14	10-of-17
Fourth-Down Conversions.....	1-of-2	2-of-2
Red-Zone Scores-Chances.....	2-2	5-5
Sacks By (No.-Yds).....	1-5	0-0
Field Goals.....	0-1	1-2
Points Off Turnovers.....	0	0

INDIVIDUAL STATISTICS

RUSHING: GT — Haynes King 6-67; Jamal Haynes 11-35; Anthony Carrie 5-5; Eric Singleton Jr. 1-3; Zach Pyron 1-2
 SYR — LeQuint Allen 15-83; Will Nixon 9-38; Zeed Haynes 1-11; Kyle McCord 3-10; Trebor Pena 1-3
PASSING: GT — Haynes King 29-39-0, 266, 1 TD
 SYR — Kyle McCord 32-46-0, 4 TDs
RECEIVING: GT — Malik Rutherford 7-38; Eric Singleton Jr. 5-86; Jamal Haynes 5-26; Avery Boyd 4-56; Chase Lane 3-27; Bailey Stockton 2-17; Jackson Hawes 2-13; Anthony Carrie 1-3
 SYR — Oronde Gadsden II 6-93; Trebor Pena 5-88; Umari Hatcher 5-67; LeQuint Allen 5-47; Jackson Meeks 4-32; Zeed Haynes 4-27; Will Nixon 1-20; Dan Villari 1-7
INTERCEPTIONS: GT — None.
 SYR — None.
FUMBLE RECOVERIES: GT — None
 SYR — None.
FORCED FUMBLES: GT — None.
 SYR — None.
TACKLES FOR LOSS: GT — Kyle Efford 1.0-5; Syeed Gibbs 1.0-3; Jordan van den Berg 1.0-2
 SYR — Fadil Diggs 2.0-4; Maraad Watson 0.5-1; Kevin Jobity Jr. 0.5-1
SACKS: FSU — None
 GT — Kyle Efford 1.0-5

	VMI	7
	0-3, 0-0	
	GEORGIA TECH	59
	3-1, 1-1	

Game 4 • Aug. 31, 2024 • Atlanta, Ga. • Bobby Dodd Stadium (31,729)

SCORING SUMMARY

	1	2	3	4	F
VMI	0	0	0	7	7
Georgia Tech	17	21	14	7	59

1st	7:39	A. Birr 28 yd FG, 8-50, 2:14	VMI 0 - GT 3
	4:52	M.Rutherford 35 yd pass from H.King (A.Birr kick), 2-50, 0:41	VMI 0 - GT 10
	0:08	Z.Pyron 1 yd rush (A.Birr kick), 7-73, 3:13	VMI 0 - GT 17
2nd	11:04	Z.Pyron 1 yd rush (A.Birr kick), 6-55, 3:41	VMI 0 - GT 24
	1:49	E.Singleton, Jr. 14 yd pass from H.King (A.Birr kick), 4-42, 1:10	VMI 0 - GT 31
	0:30	A.Boyd 33 yd pass from H.King (A.Birr kick), 5-73, 0:53	VMI 0 - GT 38
3rd	7:38	T.Maddox 3 yd rush (A.Birr kick), 5-60, 2:17	VMI 0 - GT 45
	1:32	L.Blackburn 24 yd pass from Z.Pyron (A.Birr kick), 3-40, 1:19	VMI 0 - GT 52
4th	6:37	E.Horne 2 yd pass from B.Hammonds (C.Beck kick), 10-75, 9:55	VMI 7 - GT 52
	4:29	A.Carrie 2 yd rush (A.Birr kick), 7-65, 2:05	VMI 7 - GT 59

TEAM STATISTICS

	VMI	GT
First Downs.....	5	30
Rushes-Yards.....	28-12	34-190
Passing Yards.....	92	382
Pass Comp-Att-Int.....	13-19-0	23-32-0
Total Offense.....	104	572
Fumbles-Lost.....	1-1	0-0
Penalties-Yards.....	5-50	6-47
Punts-Yards (Avg./Net).....	10-449 (44.9/38)	3-116 (38.7/38.7)
Kickoffs-Yards (Avg./Net).....	2-71 (35.5/27.5)	10-648 (64.8/41)
Punt Returns (No.-Yds.-TD).....	1-0-0	7-69-0
Kickoff Returns (No.-Yds.-TD).....	1-14-0	2-16-0
Interceptions (No.-Yds.-TD).....	0-0-0	0-0-0
Fumble Returns (No.-Yds.-TD).....	0-0-0	1-0-0
Time of Possession.....	30:16	29:44
Third-Down Conversions.....	1-of-13	3-of-8
Fourth-Down Conversions.....	1-of-1	1-of-1
Red-Zone Scores-Chances.....	1-1	6-6
Sacks By (No.-Yds).....	0-0	3-23
Field Goals.....	0-0	1-1
Points Off Turnovers.....	0	3

INDIVIDUAL STATISTICS

RUSHING: VMI — JoJo Crump 5-16; Brady Hammonds 1-14; Hunter Rice 7-10; Aslin Shipe 2-2; Asa Locks 1-2; Cade Cox 4-1; Destin Moore 1--1; Luke Schalow 3--4; TEAM 1--5; Chandler Wilson 3--23
 GT — Trelain Maddox 9-53, 1 TD; Anthony Carrie 4-37, 1 TD; Zach Pyron 4-25, 2 TDs; Jamal Haynes 7-19; Chad Alexander 4-18; Brody Rhodes 2-17; Eric Singleton Jr. 1-15; Daylon Gordon 2-5; Malik Rutherford 1-1
PASSING: VMI — Chandler Wilson 10-15-0, 51; Brady Hammonds 3-4-0, 41, 1 TD
 GT — Haynes King 17-22-0, 275, 3 TDs; Zach Pyron 3-5-0, 58, 1 TD; Aaron Philo 3-5-0, 49
RECEIVING: VMI — Ivan Thorpe 3-24; Hunter Rice 3-13; Ethen Horne 2-7, 1 TD; Owen Sweeney 1-34; Aslin Shipe 1-6; Julio DaSilva 1-5; Luke Schalow 1-2; Destin Moore 1-1
 GT — Eric Singleton Jr. 5-102, 1 TD; Malik Rutherford 4-50, 1 TD; Chase Lane 2-54; Avery Boyd 2-36, 1 TD; Christian Leary 2-25; Bailey Stockton 2-24; Chris Elko 1-41; Leo Blackburn 1-24, 1 TD; Jackson Hawes 1-13; Luke Harpring 1-7; Jamal Haynes 1-5; Abdul Janneh 1-2
INTERCEPTIONS: VMI — None
 GT — None.
FUMBLE RECOVERIES: VMI — None
 GT — Clayton Powell-Lee (1)
FORCED FUMBLES: VMI — None
 GT — Ahmari Harvey (1)
TACKLES FOR LOSS: VMI — Dorien Starnes 1.0-7; Noel Innocent 1.0-4; Isaiah Grevious 1.0-1
 GT — Trenilyas Tatum 2.0-10; Sylvain Yondjouen 1.0-9; Tah'J Butler 1.0-5; Josh Robinson 1.0-5; Taye Seymore 1.0-3; Kyle Efford 1.0-3; Syeed Gibbs 1.0-1; Jordan van den Berg 0.5-1; Romello Height 0.5-1; Kevin Harris 0.5-1; Thomas Gore 0.5-0
SACKS: VMI — None
 GT — Trenilyas Tatum 1.0-9; Sylvain Yondjouen 1.0-9; Josh Robinson 1.0-5



	GEORGIA TECH	19
	3-2, 1-2	
	No. 19/20 LOUISVILLE	31
	3-0, 1-0	

Game 5 • Sept. 21, 2024 • Louisville, KY • L&N Federal Credit Union Stadium (50,727)

SCORING SUMMARY

	1	2	3	4	F
Georgia Tech	7	7	3	2	19
Louisville	7	10	7	7	31

1st	7:40	GT	H.King 23 yd rush (A.Birr kick), 6-65, 2:34	GT 7 - LOU 0
	2:11	LOU	R.Puryear 0 yd fumble return (B.Travelstead kick), 1:08	GT 7 - LOU 7
2nd	11:20	LOU	C.Bell 37 yd pass from T.Shough (B.Travelstead kick), 7-71, 3:30	GT 7 - LOU 14
	1:56	LOU	B.Travelstead 27 yd FG, 11-75, 7:10	GT 7 - LOU 17
	0:04	GT	J.Haynes 1 yd rush (A.Birr kick), 10-75, 1:52	GT 14 - LOU 17
3rd	2:46	GT	A.Birr 26 yd FG, 13-67, 7:22	GT 17 - LOU 17
	1:43	LOU	J.Brooks 57 yd pass from T.Shough (B.Travelstead kick), 3-75, 1:03	GT 17 - LOU 24
4th	11:23	GT	Safety, T. Shough down in end zone, :05	GT 19 - LOU 24
	7:05	LOU	T.Holloway 55 yd blocked field goal return (B.Travelstead kick), 4:12	GT 19 - LOU 31

TEAM STATISTICS

	GT	LOU
First Downs.....	18	27
Rushes-Yards.....	37-98	27-57
Passing Yards.....	312	269
Pass Comp-Att-Int.....	21-32-0	13-19-0
Total Offense.....	410	326
Fumbles-Lost.....	1-1	0-0
Penalties-Yards.....	6-44	7-69
Punts-Yards (Avg./Net).....	2-113 (56.5/55)	2-95 (47.5/47)
Kickoffs-Yards (Avg./Net).....	4-248 (62/39.5)	7-443 (63.3/39.7)
Punt Returns (No.-Yds.-TD).....	1-1-0	2-3-0
Kickoff Returns (No.-Yds.-TD).....	2-40-0	1-15-0
Interceptions (No.-Yds.-TD).....	0-0-0	0-0-0
Fumble Returns (No.-Yds.-TD).....	0-0-0	1-0-1
Time of Possession.....	31:50	28:10
Third-Down Conversions.....	4-of-15	2-of-9
Fourth-Down Conversions.....	3-of-5	1-of-1
Red-Zone Scores-Chances.....	2-3	1-1
Sacks By (No.-Yds).....	0-0	0-0
Field Goals.....	1-3	1-2
Points Off Turnovers.....	0	7

INDIVIDUAL STATISTICS

RUSHING: GT — Haynes King 14-58, 1 TD; Jamal Haynes 12-25, 1 TD; Trelain Maddox 8-14; Zach Pyron 1-2; Malik Rutherford 1-1; Avery Boyd 1--2
 LOU — Donald Chaney Jr. 10-23; Tyler Shough 4-19; Keyjuan Brown 5-10; Isaac Brown 3-7; Duke Watson 2-4; TEAM 3--6
PASSING: GT — Haynes King 21-32-0, 312
 LOU — Tyler Shough 13-19-0, 269, 2 TDs
RECEIVING: GT — Malik Rutherford 7-113; Eric Singleton Jr. 5-88; Chase Lane 4-22; Jackson Hawes 2-41; Avery Boyd 1-28; Jamal Haynes 1-11; Trelain Maddox 1-9
 LOU — JaCorey Brooks 4-125, 1 TD; Chris Bell 2-82, 1 TD; Jamari Johnson 2-20; Donald Chaney Jr. 1-17; Mark Redman 1-12; Ahmari Huggins-Bruce 1-8; Isaac Brown 1-3; Jadon Thompson 1-2
INTERCEPTIONS: GT — None
 LOU — None
FUMBLE RECOVERIES: GT — None
 LOU — Ramon Puryear (1)
FORCED FUMBLES: GT — None
 LOU — None
TACKLES FOR LOSS: GT — Romello Height 1-3; Jackson Hamilton 1-2; Thomas Gore 1-2
 LOU — Tramel Logan 2-2; Quincy Riley 1-9; Tahveon Nicholson 1-2; Antonio Watts 1-2; Thor Griffith 1-1; Rene Konga 0.5-2; T.J. Quinn 0.5-2
SACKS: LOU — None
 GT — None

	GEORGIA TECH	24
	4-2, 2-2	
	DUKE	14
	5-1, 1-1	

Game 6 • Oct. 5, 2024 • Atlanta, Ga. • Bobby Dodd Stadium (37,287)

SCORING SUMMARY

	1	2	3	4	F
Duke	0	7	7	0	14
Georgia Tech	7	3	0	14	24

1st	8:36	GT	Z.Pyron 2 yd rush (A.Birr kick), 12-60, 06:16	Duke 0 - GT 7
2nd	10:02	GT	A.Birr 23 yd FG, 13-62, 05:23	Duke 0 - GT 10
	0:26	Duke	E.Pancol 20 yd pass from M.Murphy (T.Pelino kick), 7-50, 02:48	Duke 7 - GT 10
3rd	2:53	Duke	S.Hagans 65 yd pass from M.Murphy (T.Pelino kick), 1-65, 00:11	Duke 14 - GT 10
4th	10:40	GT	J.Haynes 3 yd pass from H.King (A.Birr kick), 14-85, 07:07	Duke 14 - GT 17
	6:36	GT	E.Singleton, Jr. 9 yd pass from H.King (A.Birr kick), 7-70, 03:13	Duke 14 - GT 24

TEAM STATISTICS

	DUKE	GT
First Downs.....	15	25
Rushes-Yards.....	20-74	49-245
Passing Yards.....	205	167
Pass Comp-Att-Int.....	18-31-1	23-31-0
Total Offense.....	279	412
Fumbles-Lost.....	0-0	0-0
Penalties-Yards.....	7-55	5-45
Punts-Yards (Avg./Net).....	5-210 (42/42)	5-203 (40.6/31.8)
Kickoffs-Yards (Avg./Net).....	3-191 (63.7/40.3)	5-324 (64.8/31.4)
Punt Returns (No.-Yds.-TD).....	3-44-0	0-0-0
Kickoff Returns (No.-Yds.-TD).....	1-67-0	3-70-0
Interceptions (No.-Yds.-TD).....	0-0-0	1-15-0
Fumble Returns (No.-Yds.-TD).....	0-0-0	0-0-0
Time of Possession.....	20:33	39:27
Third-Down Conversions.....	3-of-11	7-of-16
Fourth-Down Conversions.....	1-of-2	3-of-3
Red-Zone Scores-Chances.....	1-2	4-4
Sacks By (No.-Yds).....	1-1	1-7
Field Goals.....	0-1	1-1
Points Off Turnovers.....	0	0

INDIVIDUAL STATISTICS

RUSHING: Duke — Star Thomas 14-48; Peyton Jones 5-33; Maalik Murphy 1-7
 GT — Jamal Haynes 19-128; Chad Alexander 10-59; Haynes King 12-30; Eric Singleton Jr. 3-16; Zach Pyron 3-9, 1 TD; Malik Rutherford 1-4; TEAM 1--1
PASSING: Duke — Maalik Murphy 18-31-1, 2 TDs
 GT — Haynes King 23-31-0, 167, 2 TDs
RECEIVING: Duke — Eli Pancol 5-63, 1 TD; Star Thomas 4-7; Que'Sean Brown 3-18; Jordan Moore 2-23; Nicky Dalmolin 2-17; Sahmir Hagans 1-65, 1TD; Javon Harvey 1-12
 GT — Malik Rutherford 8-76; Eric Singleton Jr. 6-42, 1 TD; Jamal Haynes 3-12, 1 TD; Ryland Goede 2-11; Bailey Stockton 1-18; Isiah Canion 1-4; Anthony Carrie 1-2; Chad Alexander 1-2
INTERCEPTIONS: Duke — None
 GT — Ahmari Harvey (1)
FUMBLE RECOVERIES: Duke — None
 GT — None
FORCED FUMBLES: Duke — None
 GT — None
TACKLES FOR LOSS: Duke — Tre Freeman 2.5-5; Ryan Smith 1-3; Joshua Pickett 1.0-1; Aaron Hall 1.0-1; Alex Howard 0.5-1
 GT — Jordan van den Berg 2.0-9; Sylvain Yondjouen 1.0-1; Ahmari Harvey 0.5-2; Taye Seymore 0.5-1
SACKS: Duke — Aaron Hall 1.0-1
 GT — Jordan van den Berg 1.0-7

	GEORGIA TECH	41
	5-2, 3-2	
	NORTH CAROLINA	34
	3-4, 0-3	

Game 7 • Oct. 12, 2024 • Chapel Hill, N.C. • Kenan Memorial Stadium (44,482)

SCORING SUMMARY

	1	2	3	4	F
Georgia Tech	7	13	7	14	41
North Carolina	7	7	10	10	34

1st	06:12	GT	C.Alexander 2 yd rush (A.Birr kick), 6-38, 02:50	GT 7-UNC 0
	02:36	UNC	J.Criswell 1 yd rush (N.Burnette kick), 3-78, 01:00	GT 7-UNC 7
2nd	07:36	GT	A.Birr 26 yd FG, 13-66, 06:26	GT 10-UNC 7
	01:54	GT	H.King 20 yd rush (A.Birr kick), 8-62, 03:31	GT 17-UNC 7
	00:34	UNC	J.Jones 4 yd pass from J.Criswell (N.Burnette kick), 4-75, 01:20	GT 17-UNC 14
	00:03	GT	A.Birr 29 yd FG, 5-63, 00:31	GT 20-UNC 14
3rd	06:46	GT	H.King 7 yd rush (A.Birr kick), 8-67, 04:19	GT 27-UNC 14
	02:47	UNC	N.Burnette 50 yd FG, 9-28, 03:50	GT 27-UNC 17
	01:10	UNC	A.Huzzie 69 yd punt return (N.Burnette kick), 01:37	GT 27-UNC 24
4th	11:18	GT	J.Haynes 4 yd rush (A.Birr kick), 10-75, 04:52	GT 34-UNC 24
	03:27	UNC	J.Criswell 1 yd rush (N.Burnette kick), 13-68, 05:32	GT 34-UNC 31
	00:44	UNC	N.Burnette 26 yd FG, 9-56, 01:01	GT 34-UNC 34
	00:16	GT	J.Haynes 68 yd rush (A.Birr kick), 2-75, 00:28	GT 41-UNC 34

TEAM STATISTICS

	GT	UNC
First Downs.....	25	21
Rushes-Yards.....	48-371	34-201
Passing Yards.....	134	216
Pass Comp-Att-Int.....	12-23-0	18-34-0
Total Offense.....	505	417
Fumbles-Lost.....	1-0	2-2
Penalties-Yards.....	7-59	3-25
Punts-Yards (Avg./Net).....	5-208 (41.6/26.4)	2-79 (39.5/39.5)
Kickoffs-Yards (Avg./Net).....	8-475 (59.4/35.8)	7-453 (64.7/40.3)
Punt Returns (No.-Yds.-TD).....	0-0-0	2-76-1
Kickoff Returns (No.-Yds.-TD).....	1-21-0	4-89-0
Interceptions (No.-Yds.-TD).....	0-0-0	0-0-0
Fumble Returns (No.-Yds.-TD).....	0-0-0	0-0-0
Time of Possession.....	33:27	26:33
Third-Down Conversions.....	4-of-11	4-of-14
Fourth-Down Conversions.....	0-of-0	2-of-3
Red-Zone Scores-Chances.....	6-6	4-4
Sacks By (No.-Yds.).....	3-21	0-0
Field Goals.....	2-3	2-3
Points Off Turnovers.....	7	0

INDIVIDUAL STATISTICS

RUSHING: GT — Jamal Haynes 19-170, 2 TD; Haynes King 11-107, 2 TDs; Chad Alexander 10-61, 1 TD; Mali kRutherford 2-19; Eric Singleton Jr. 1-8; Zach Pyron 5-6

UNC — Omarion Hampton 18-137; Jacoby Criswell 13-81, 2 TDs; Caleb Hood 2-4; Jordan Shipp 1--13

PASSING: GT — Haynes King 11-22-0, 127; Zach Pyron 1-1-0, 7

UNC — Jacoby Criswell 17-31-0, 209, 1 TD; Conner Harrell 1-2-0 7; Caleb Hood 0-1-0 0

RECEIVING: GT — Malik Rutherford 3-35; Eric Singleton Jr. 3-19; Luke Harpring 2-36; Avery Boyd 2-19; Ryland Goede 1-16; Jamal Haynes 1-9

UNC — Omarion Hampton 4-14; J.J. Jones 3-64, 1 TD; Kobe Paysour 3-51; Bryson Nesbit 3-22; John Copenhagen 2-15; Jordan Shipp 1-22; Darwin Barlow 1-17; Nate McCollum 1-13

INTERCEPTIONS: GT — None.

UNC — None.

FUMBLE RECOVERIES: GT — Ahmari Harvey (2); Jordan van den Berg (1)

UNC — None.

FORCED FUMBLES: GT — Trenilyas Tatum (1); Syeed Gibbs (1)

UNC — None.

TACKLES FOR LOSS: GT — Trenilyas Tatum 0.5-7; Makius Scott 0.5-6; Syeed Gibbs 1-5; Sylvain Yondjouen 1-3; Romello Height 1-2

UNC — Travis Shaw 1-4; Antavious Lane 0.5-2; Amare Campbell 0.5-1

SACKS: GT — Trenilyas Tatum 0.5-7; Makius Scott 0.5-6; Syeed Gibbs 1-5; Sylvain Yondjouen 1-3

UNC — None



2024-25 Georgia Tech Football
Game Results
All games

Team Results

	Date	Opponent		Score	Overall	Conf	Time	Attend
*	08/24/2024	vs Florida St.	W	24-21	1-0	1-0	3:00	47998
	08/31/2024	Georgia St.	W	35-12	2-0	1-0	3:12	40113
*	09/07/2024	at Syracuse	L	28-31	2-1	1-1	3:18	39550
	09/14/2024	VMI	W	59-7	3-1	1-1	3:03	31729
*	09/21/2024	at Louisville	L	19-31	3-2	1-2	3:30	50727
*	10/05/2024	Duke	W	24-14	4-2	2-2	3:05	37287
*	10/12/2024	at North Carolina	W	41-34	5-2	3-2	3:33	44482



2024-25 Georgia Tech Football
Overall Team Statistics
All games

Team Statistics

	GATECH	OPP
Scoring	230	150
Points per game	32.9	21.4
Points Off Turnovers	10	13
First Downs	157	121
Rushing	78	43
Passing	72	65
Penalty	7	13
Rushing Yardage	1431	726
Yards gained rushing	1521	860
Yards lost rushing	90	134
Rushing attempts	262	201
Average per rush	5.5	3.6
Average per game	204.4	103.7
TDs Rushing	21	4
Passing Yardage	1681	1566
Comp-Att-Int	144-204-1	132-210-1
Average per pass	8.2	7.5
Average per catch	11.7	11.9
Average per game	240.1	223.7
TDs Passing	9	11
Total offense	3112	2292
Total plays	466	411
Average per play	6.7	5.6
Average per game	444.6	327.4
Kick returns: #-Yards	10-182	10-249
Punt returns: #-Yards	11-92	11-126
Int returns: #-Yards	1-15	1-0
Kick return average	18.2	24.9
Punt return average	8.4	11.5
Int return average	15.0	0.0
Fumbles-Lost	5-1	4-4
Penalties-Yards	38-317	32-294
Average per game	45.3	42.0
Punts-Yards	24-1049	26-1095
Average per punt	43.7	42.1
Net punt average	37.6	37.8
Kickoffs-Yards	41-2600	33-2045
Average per kick	63.4	62.0
Net kick average	38.5	38.9
Time of possession / game	30:04	28:18
3rd-down conversion	34/81	28/88
3rd-down pct	42%	32%
4rd-down conversion	10/13	11/16



**2024-25 Georgia Tech Football
Overall Team Statistics
All games**

	GATECH	OPP
4rd-down pct	77%	69%
Sacks by-Yards	9-60	1-1
Misc Yards	0	0
Touchdowns scored	30	18
Field goals - attempts	6-11	8-12
On-Side kicks	1-1	0-0
Red-zone scores	(26-27) 96%	(14-17) 82%
Red-zone touchdowns	(21-27) 78%	(10-17) 59%
PAT-attempts	(30-30) 100%	(16-16) 100%
2-point conversion-attempts	(0-0) 0%	(1-2) 50%
Attendance	109129	134759
Games / Avg per game	3/36376	3/44920
Neutral site games	-	1/47998

Score by Periods

Team	1st	2nd	3rd	4th	OT	TOT
Georgia Tech	59	65	38	68	0	230
Opponents	29	47	36	38	0	150



2024-25 Georgia Tech Football
Individual Statistics
All games

Rushing

Player	gp	att	gain	loss	net	avg	td	lg	avg/g
Jamal Haynes	7	96	572	36	536	5.6	7	68	76.6
Haynes King	7	62	384	31	353	5.7	6	28	50.4
Chad Alexander	5	36	204	2	202	5.6	1	28	40.4
Eric Singleton, Jr.	7	8	87	0	87	10.9	1	35	12.4
Anthony Carrie	4	13	87	4	83	6.4	1	30	20.8
Trelain Maddox	2	17	68	1	67	3.9	1	14	33.5
Zach Pyron	7	17	63	3	60	3.5	4	12	8.6
Malik Rutherford	7	6	34	0	34	5.7	0	10	4.9
Brody Rhodes	1	2	17	0	17	8.5	0	9	17.0
Daylon Gordon	7	2	5	0	5	2.5	0	3	0.7
Avery Boyd	7	1	0	2	-2	-2.0	0	0	-0.3
Team	7	2	0	11	-11	-5.5	0	0	-1.6
Total	7	262	1521	90	1431	5.5	21	68	204.4
Opponents	7	201	860	134	726	3.6	4	71	103.7

Passing

Player	gp	effic	comp-att-int	pct	yds	td	lg	avg/g
Haynes King	7	152.9	136-191-1	71.2	1568	8	52	224.0
Zach Pyron	7	195.4	5-7-0	71.4	64	1	24	9.1
Aaron Philo	1	142.3	3-5-0	60.0	49	0	41	49.0
Team	7	0.0	0-1-0	0.0	0	0	0	0.0
Total	7	153.4	144-204-1	70.6	1681	9	52	240.1
Opponents	7	141.8	132-210-1	62.9	1566	11	65	223.7

Receiving

Player	gp	no.	yds	avg	td	lg	avg/g
Malik Rutherford	7	40	509	12.7	2	52	72.7
Eric Singleton, Jr.	7	30	399	13.3	2	51	57.0
Jamal Haynes	7	15	85	5.7	1	16	12.1
Avery Boyd	7	14	180	12.9	2	33	25.7
Chase Lane	7	13	159	12.2	1	32	22.7
Jackson Hawes	6	6	77	12.8	0	33	12.8
Bailey Stockton	7	6	68	11.3	0	18	9.7
Ryland Goede	7	4	43	10.8	0	16	6.1
Christian Leary	4	3	27	9.0	0	17	6.8
Luke Harpring	3	3	43	14.3	0	27	14.3
Anthony Carrie	4	3	4	1.3	0	3	1.0
Josh Beetham	5	1	6	6.0	0	6	1.2
Abdul Jannah	7	1	1	1.0	0	1	0.1
Leo Blackburn	7	1	24	24.0	1	24	3.4
Chad Alexander	5	1	2	2.0	0	2	0.4
Chris Elko	3	1	41	41.0	0	41	13.7
Trelain Maddox	2	1	9	9.0	0	9	4.5
Isiah Canion	4	1	4	4.0	0	4	1.0
Total	7	144	1681	11.7	9	52	240.1
Opponents	7	132	1566	11.9	11	65	223.7

Punt Returns

Player	no.	yds	avg	td	lg
Rodney Shelley	10	72	7.2	0	26
Bailey Stockton	1	20	20.0	0	20
Total	11	92	8.4	0	26
Opponents	11	126	11.5	1	69

Interceptions

Player	no.	yds	avg	td	lg
Ahmari Harvey	1	15	15.0	0	15
Total	1	15	15.0	0	15
Opponents	1	0	0.0	0	0

Kick Returns

Player	no.	yds	avg	td	lg
Ryland Goede	2	16	8.0	0	12
Christian Leary	2	35	17.5	0	20
Eric Singleton, Jr.	2	61	30.5	0	40
Zion Taylor	2	30	15.0	0	15
Jackson Hawes	1	17	17.0	0	17
Bailey Stockton	1	23	23.0	0	23
Total	10	182	18.2	0	40
Opponents	10	249	24.9	0	67

Fumble Returns

Player	no.	yds	avg	td	lg
Ahmari Harvey	1	0	0.0	0	0
Jordan van den Berg	1	0	0.0	0	0
Zeek Biggers	1	0	0.0	0	0
Clayton Powell-Lee	1	0	0.0	0	0
Total	4	0	0.0	0	0
Opponents	1	0	0.0	1	0



**2024-25 Georgia Tech Football
Individual Statistics
All games**

Scoring

Player	td	fg	PAT						pts
			kick	rush	rcv	pass	dxp	saf	
Jamal Haynes	8	-	-	-	-	-	-	-	48
Aidan Birr	-	6-11	30-30	-	-	-	-	-	48
Haynes King	6	-	-	-	-	-	-	-	36
Zach Pyron	4	-	-	-	-	-	-	-	24
Eric Singleton, Jr.	3	-	-	-	-	-	-	-	18
Avery Boyd	2	-	-	-	-	-	-	-	12
Malik Rutherford	2	-	-	-	-	-	-	-	12
Chase Lane	1	-	-	-	-	-	-	-	6
Leo Blackburn	1	-	-	-	-	-	-	-	6
Chad Alexander	1	-	-	-	-	-	-	-	6
Trelain Maddox	1	-	-	-	-	-	-	-	6
Anthony Carrie	1	-	-	-	-	-	-	-	6
Total	30	6-11	30-30	0	0	0	0	1	230
Opponents	18	8-12	16-16	1	0	0	0	0	150

Total Offense

Player	g	plays	rush	pass	total	avg/g
Haynes King	7	253	353	1568	1921	274.4
Jamal Haynes	7	96	536	0	536	76.6
Chad Alexander	5	36	202	0	202	40.4
Zach Pyron	7	24	60	64	124	17.7
Eric Singleton, Jr.	7	8	87	0	87	12.4
Anthony Carrie	4	13	83	0	83	20.8
Trelain Maddox	2	17	67	0	67	33.5
Aaron Philo	1	5	0	49	49	49.0
Malik Rutherford	7	6	34	0	34	4.9
Brody Rhodes	1	2	17	0	17	17.0
Daylon Gordon	7	2	5	0	5	0.7
Avery Boyd	7	1	-2	0	-2	-0.3
Team	7	0	-11	0	-11	-1.6
Total	7	466	1431	1681	3112	444.6
Opponents	7	411	726	1566	2292	327.4

Field Goals

Player	fg	pct.	01-19	20-29	30-39	40-49	50-99	lg	blk
Aidan Birr	6-11	54.5	0-0	5-5	0-0	1-4	0-2	44	1
Opponents	8-12	66.7	0-0	3-3	1-1	1-4	3-4	59	3

Punting

Player	no.	yds	avg	lg	tb	fc	i20	50+	blk
David Shanahan	24	1049	43.7	61	1	4	10	6	0
Total	24	1049	43.7	61	1	4	10	6	0
Opponents	26	1095	42.1	57	1	7	8	6	1

FG Sequence

Team Name	Georgia Tech	Opponents
Florida St.	51,(44)	(52),(59)
Louisville	46,(26),50	52,(27)
Syracuse	45	43,(33)
VMI	(28)	
Duke	(23)	43
North Carolina	(26),(29),49	42,(50),(26)
Georgia St.		(21),(47)

Kickoffs

Player	no.	yds	avg	tb	ob	retn	net	ydl
Aidan Birr	41	2600	63.4	30	0			
Total	41	2600	63.4	30	0	10	38.5	26
Opponents	33	2045	62.0	20	2	10	38.9	26

Numbers in (parentheses) indicate field goal was made



2024-25 Georgia Tech Football
Individual Statistics
All games

All Purpose

Player	g	rush	rcv	pr	kr	ir	total	avg/g
Jamal Haynes	7	536	85	0	0	0	621	88.7
Eric Singleton, Jr.	7	87	399	0	61	0	547	78.1
Malik Rutherford	7	34	509	0	0	0	543	77.6
Haynes King	7	353	0	0	0	0	353	50.4
Chad Alexander	5	202	2	0	0	0	204	40.8
Avery Boyd	7	-2	180	0	0	0	178	25.4
Chase Lane	7	0	159	0	0	0	159	22.7
Bailey Stockton	7	0	68	20	23	0	111	15.9
Jackson Hawes	6	0	77	0	17	0	94	15.7
Anthony Carrie	4	83	4	0	0	0	87	21.8
Trelain Maddox	2	67	9	0	0	0	76	38.0
Rodney Shelley	7	0	0	72	0	0	72	10.3
Christian Leary	4	0	27	0	35	0	62	15.5
Zach Pyron	7	60	0	0	0	0	60	8.6
Ryland Goede	7	0	43	0	16	0	59	8.4
Luke Harpring	3	0	43	0	0	0	43	14.3
Chris Elko	3	0	41	0	0	0	41	13.7
Zion Taylor	4	0	0	0	30	0	30	7.5
Leo Blackburn	7	0	24	0	0	0	24	3.4
Brody Rhodes	1	17	0	0	0	0	17	17.0
Ahmari Harvey	7	0	0	0	0	15	15	2.1
Josh Beetham	5	0	6	0	0	0	6	1.2
Daylon Gordon	7	5	0	0	0	0	5	0.7
Isiah Canion	4	0	4	0	0	0	4	1.0
Abdul Janneh	7	0	1	0	0	0	1	0.1
Team	7	-11	0	0	0	0	-11	-1.6
Total	7	1431	1681	92	182	15	3401	485.9
Opponents	7	726	1566	126	249	0	2667	381.0



2024-25 Georgia Tech Football
Overall Defense Statistics
All games

Team Defense

##	Player	gp	Tackles				tfl/yds	Sacks	Pass defense			Fumbles		blkd	
			ua	a	tot	no-yds		int-yds	brup	qbh	fr-yds	ff	kick	saf	
44	Kyle Efford	7	25	27	52	3.5-10	1-5	.	.	1	
3	Ahmari Harvey	7	26	9	35	1.5-5	.	1-15	1	.	1-0	1	.	.	
0	Trenilyas Tatum	7	20	9	29	5-25	1.5-16	.	1	.	.	1	.	.	
7	Taye Seymore	7	16	13	29	2.5-5	.	.	2	
9	Romello Height	7	12	13	25	4-10	.	.	.	2	
5	Clayton Powell-Lee	7	12	11	23	0.5-1	.	.	2	.	1-0	.	.	.	
21	Omar Daniels	7	17	6	23	.	.	.	2	
4	Warren Burrell	7	17	2	19	.	.	.	4	
27	Josh Robinson	7	6	9	15	1-5	1-5	.	.	1	
1	LaMiles Brooks	6	9	5	14	2-3	.	.	2	1	
16	Syeed Gibbs	5	8	6	14	3-9	1-5	1	1	.	
99	Jordan van den Berg	7	8	5	13	4-12	1-7	.	.	1	1-0	.	.	.	
88	Zeek Biggers	7	5	7	12	.	.	.	2	1	1-0	.	1	.	
32	Sylvain Yondjouen	7	8	4	12	3.5-14	2-12	.	2	3	
15	Tah'j Butler	7	8	3	11	2-8	
6	Rodney Shelley	7	8	1	9	2-2	.	.	3	1	.	.	1	.	
17	Jackson Hamilton	7	4	4	8	1-2	
11	Kevin Harris	7	6	1	7	1.5-5	1-4	.	.	2	
8	Makius Scott	7	1	6	7	0.5-6	0.5-6	.	.	1	
23	Zachary Tobe	6	5	1	6	.	.	.	2	
90	Jordan Boyd	5	2	4	6	
59	Thomas Gore	7	1	3	4	1.5-2	
21	Daylon Gordon	7	3	.	3	
2	E.J. Lightsey	3	2	1	3	
28	Austin Dean	6	3	.	3	
95	Jason Moore	7	.	2	2	
20	Christian Pritchett	5	1	1	2	
4	Abdul Jannah	7	.	2	2	
98	Amontrae Bradford	5	1	1	2	1	.	
	Totals	7	234	156	390	39-124	9-60	1-15	23	14	4-0	3	4	1	
	Opponents	7	260	200	460	29-88	1-1	1-0	15	20	1-0	2	1	0	



2024-25 Georgia Tech Football
Passing Game-by-Game
All games

#5 Zach Pyron	Comp	Att	Int	Pct	Yards	TD	Long	Sacked	Effic.
Georgia St.	1	1	0	100.0	-1	0	0	0-0	91.6
VMI	3	5	0	60.0	58	1	24	0-0	223.4
North Carolina	1	1	0	100.0	7	0	7	0-0	158.8
Totals	5	7	0	71.4	64	1	24	0-0	195.4

#10 Haynes King	Comp	Att	Int	Pct	Yards	TD	Long	Sacked	Effic.
Florida St.	11	16	0	68.8	146	0	42	0-0	145.4
Georgia St.	24	29	1	82.8	275	2	52	0-0	178.3
Syracuse	29	39	0	74.4	266	1	45	0-0	140.1
VMI	17	22	0	77.3	275	3	50	0-0	227.3
Louisville	21	32	0	65.6	312	0	51	0-0	147.5
Duke	23	31	0	74.2	167	2	24	1-1	140.7
North Carolina	11	22	0	50.0	127	0	27	0-0	98.5
Totals	136	191	1	71.2	1568	8	52	1-1	152.9

#12 Aaron Philo	Comp	Att	Int	Pct	Yards	TD	Long	Sacked	Effic.
VMI	3	5	0	60.0	49	0	41	0-0	142.3
Totals	3	5	0	60.0	49	0	41	0-0	142.3



**2024-25 Georgia Tech Football
Rushing/Receiving Game-by-Game
All games**

Rushing

Player	No-Yds/TD	FSU	GSU	SU	VMI	LOU	DU	UNC
Jamal Haynes	96-536/7	11-75/2	17-84/1	11-35/1	7-19/0	12-25/1	19-128/0	19-170/2
Haynes King	62-353/6	14-64/0	5-27/1	6-67/2	-	14-58/1	12-30/0	11-107/2
Chad Alexander	36-202/1	7-41/0	5-23/0	DNP	4-18/0	DNP	10-59/0	10-61/1
Trelain Maddox	17-67/1	DNP	DNP	DNP	9-53/1	8-14/0	DNP	DNP
Zach Pyron	17-60/4	1-1/1	2-15/0	1-2/0	4-25/2	1-2/0	3-9/1	5-6/0
Anthony Carrie	13-83/1	DNP	4-41/0	5-5/0	4-37/1	DNP	-	DNP
Eric Singleton, Jr.	8-87/1	1-10/0	1-35/1	1-3/0	1-15/0	-	3-16/0	1-8/0
Malik Rutherford	6-34/0	1-9/0	-	-	1-1/0	1-1/0	1-4/0	2-19/0
Brody Rhodes	2-17/0	DNP	DNP	DNP	2-17/0	DNP	DNP	DNP
Daylon Gordon	2-5/0	-	-	-	2-5/0	-	-	-
Avery Boyd	1--2/0	-	-	-	-	1--2/0	-	-

Receiving

Player	No-Yds/TD	FSU	GSU	SU	VMI	LOU	DU	UNC
Malik Rutherford	40-509/2	4-66/0	7-131/1	7-38/0	4-50/1	7-113/0	8-76/0	3-35/0
Eric Singleton, Jr.	30-399/2	2-19/0	4-43/0	5-86/0	5-102/1	5-88/0	6-42/1	3-19/0
Jamal Haynes	15-85/1	2-16/0	2-6/0	5-26/0	1-5/0	1-11/0	3-12/1	1-9/0
Avery Boyd	14-180/2	1-14/0	4-27/1	4-56/0	2-36/1	1-28/0	-	2-19/0
Chase Lane	13-159/1	2-31/0	2-25/0	3-27/1	2-54/0	4-22/0	-	-
Jackson Hawes	6-77/0	-	1-10/0	2-13/0	1-13/0	2-41/0	-	DNP
Bailey Stockton	6-68/0	-	1-9/0	2-17/0	2-24/0	-	1-18/0	-
Ryland Goede	4-43/0	-	1-16/0	-	-	-	2-11/0	1-16/0
Luke Harpring	3-43/0	DNP	DNP	-	1-7/0	DNP	DNP	2-36/0
Christian Leary	3-27/0	-	1-2/0	-	2-25/0	DNP	DNP	DNP
Anthony Carrie	3-4/0	DNP	1--1/0	1-3/0	-	DNP	1-2/0	DNP
Chris Elko	1-41/0	DNP	DNP	DNP	1-41/0	DNP	-	-
Leo Blackburn	1-24/1	-	-	-	1-24/1	-	-	-
Trelain Maddox	1-9/0	DNP	DNP	DNP	-	1-9/0	DNP	DNP
Josh Beetham	1-6/0	-	1-6/0	-	-	-	DNP	DNP
Isiah Canion	1-4/0	DNP	DNP	DNP	-	-	1-4/0	-
Chad Alexander	1-2/0	-	-	DNP	-	DNP	1-2/0	-
Abdul Janneh	1-1/0	-	-	-	1-1/0	-	-	-



**2024-25 Georgia Tech Football
Total Tackles Game-by-Game
All games**

Total Tackles

Player	S-A	Total	FSU	GSU	SU	VMI	LOU	DU	UNC
Kyle Efford	25-27	52	1-9	5-8	5-1	1-2	6-1	1-2	6-4
Ahmari Harvey	26-9	35	6-2	3-0	5-3	3-0	1-0	5-2	3-2
Trenilyas Tatum	20-9	29	3-3	2-1	3-1	2-0	3-0	3-2	4-2
Taye Seymore	16-13	29	1-0	1-1	6-4	0-4	4-0	2-3	2-1
Romello Height	12-13	25	2-1	1-3	2-2	0-4	3-2	1-1	3-0
Omar Daniels	17-6	23	4-0	2-0	4-1	2-1	1-1	3-0	1-3
Clayton Powell-Lee	12-11	23	3-1	3-4	1-2	-	2-2	1-1	2-1
Warren Burrell	17-2	19	-	5-1	5-0	1-0	1-1	2-0	3-0
Josh Robinson	6-9	15	1-3	1-1	1-2	2-1	0-1	-	1-1
LaMiles Brooks	9-5	14	3-4	4-0	1-1	DNP	-	1-0	-
Syeed Gibbs	8-6	14	DNP	DNP	1-1	2-1	2-0	1-2	2-2
Jordan van den Berg	8-5	13	-	0-2	1-0	2-2	-	3-0	2-1
Sylvain Yondjouen	8-4	12	1-0	1-2	1-1	1-0	1-1	1-0	2-0
Zeek Biggers	5-7	12	1-2	1-0	1-1	0-1	0-2	-	2-1
Tah'j Butler	8-3	11	1-1	1-0	-	4-1	2-1	-	-
Rodney Shelley	8-1	9	1-1	3-0	1-0	-	-	1-0	2-0
Jackson Hamilton	4-4	8	-	-	2-0	1-0	1-1	0-1	0-2
Kevin Harris	6-1	7	2-0	-	2-0	2-1	-	-	-
Makius Scott	1-6	7	0-1	-	0-1	-	0-1	-	1-3
Zachary Tobe	5-1	6	2-0	-	-	3-0	0-1	-	DNP
Jordan Boyd	2-4	6	DNP	DNP	-	1-2	0-1	1-1	-
Thomas Gore	1-3	4	-	0-1	0-1	0-1	1-0	-	-
Daylon Gordon	3-0	3	1-0	-	-	-	-	1-0	1-0
Austin Dean	3-0	3	1-0	1-0	-	-	-	1-0	DNP
E.J. Lightsey	2-1	3	1-0	1-0	DNP	DNP	DNP	DNP	0-1
Christian Pritchett	1-1	2	DNP	DNP	-	0-1	-	-	1-0
Amontrae Bradford	1-1	2	DNP	-	-	1-0	-	DNP	0-1
Abdul Janneh	0-2	2	-	-	-	-	-	-	0-2
Jason Moore	0-2	2	-	-	-	-	-	0-1	0-1



**2024-25 Georgia Tech Football
Team Game-by-Game
All games**

Date	Opponent	Rushing				Receiving				Passing				Kick Returns				Punt Returns				tot off		
		no.	yds	td	lg	no.	yds	td	lg	cmp	att	int	yds	td	lg	no.	yds	td	lg	no.	yds		td	lg
08/24/2024	vs Florida St.	36	190	3	36	11	146	0	42	11	16	0	146	0	42	1	20	0	20	1	0	0	0	336
08/31/2024	Georgia St.	34	225	3	35	25	274	2	52	25	30	1	274	2	52	0	0	0	0	2	22	0	15	499
09/07/2024	at Syracuse	24	112	3	26	29	266	1	45	29	40	0	266	1	45	1	15	0	15	0	0	0	0	378
09/14/2024	VMI	34	190	4	29	23	382	4	50	23	32	0	382	4	50	2	16	0	12	7	69	0	26	572
09/21/2024	at Louisville	37	98	2	26	21	312	0	51	21	32	0	312	0	51	2	40	0	23	1	1	0	1	410
10/05/2024	Duke	49	245	1	39	23	167	2	24	23	31	0	167	2	24	3	70	0	40	0	0	0	0	412
10/12/2024	at North Carolina	48	371	5	68	12	134	0	27	12	23	0	134	0	27	1	21	0	21	0	0	0	0	505
Georgia Tech		262	1431	21	68	144	1681	9	52	144	204	1	1681	9	52	10	182	0	40	11	92	0	26	3112
Opponents		201	726	4	71	132	1566	11	65	132	210	1	1566	11	65	10	249	0	67	11	126	1	69	2292

Georgia Tech Averages

Games	Avg/ rush	Avg/ catch	Pass effc	KR avg	PR avg	All purpose avg/game	Total offense avg/game
7	5.5	11.7	153.4	18.2	8.4	485.9	444.6

Date	Opponent	Tackles			Sacks	Fumble		Pass Defense			blkd kick	PAT attempts			off								
		ua	a	total		tfl	yds	no	yds	ff		fr	yds	int	yds	qbh	brup	kick	rush	rcv	saf	t/o	pts
08/24/2024	vs Florida St.	35	28	63	7.0	17	1	4	0	0	0	0	0	1	1	0	3	3	0	0	0	0	24
08/31/2024	Georgia St.	35	24	59	8.0	15	0	0	0	1	0	0	0	1	4	0	5	5	0	0	0	7	35
09/07/2024	at Syracuse	42	22	64	3.0	10	1	5	0	0	0	0	0	1	6	2	4	4	0	0	0	0	28
09/14/2024	VMI	28	22	50	10.0	39	3	23	1	1	0	0	0	0	2	0	8	8	0	0	0	3	59
09/21/2024	at Louisville	28	16	44	3.0	7	0	0	0	0	0	0	0	4	0	1	2	2	0	0	1	0	19
10/05/2024	Duke	28	16	44	4.0	13	1	7	0	0	0	1	15	1	4	0	3	3	0	0	0	0	24
10/12/2024	at North Carolina	38	28	66	4.0	23	3	21	2	2	0	0	0	6	6	1	5	5	0	0	0	0	41
Georgia Tech		234	156	390	39.0	124	9	60	3	4	0	1	15	14	23	4	30	30	0	0	1	10	230
Opponents		260	200	460	29.0	88	1	1	2	1	0	1	0	20	15	1	16	16	1	0	0	13	150

Date	Opponent	Punting										Field Goals			Kickoffs				
		no.	yds	avg	long	blkd	tb	fc	50+	i20	md	att	long	blkd	no.	yds	avg	tb	ob
08/24/2024	vs Florida St.	2	93	46.5	49	0	0	0	0	0	1	2	44	0	4	260	65.0	3	0
08/31/2024	Georgia St.	3	123	41.0	47	0	0	2	0	1	0	0	0	6	385	64.2	4	0	
09/07/2024	at Syracuse	4	193	48.3	61	0	1	1	1	2	0	1	0	4	260	65.0	4	0	
09/14/2024	VMI	3	116	38.7	41	0	0	0	0	2	1	1	28	0	10	648	64.8	8	0
09/21/2024	at Louisville	2	113	56.5	58	0	0	0	2	2	1	3	26	1	4	248	62.0	3	0
10/05/2024	Duke	5	203	40.6	53	0	0	1	2	2	1	1	23	0	5	324	64.8	4	0
10/12/2024	at North Carolina	5	208	41.6	52	0	0	0	1	1	2	3	29	0	8	475	59.4	4	0
Georgia Tech		24	1049	43.7	61	0	1	4	6	10	6	11	44	1	41	2600	63.4	30	0
Opponents		26	1095	42.1	57	1	1	7	6	8	8	12	59	3	33	2045	62.0	20	2



**2024-25 Georgia Tech Football
Opponents Game-by-Game
All games**

Date	Opponent	Rushing				Receiving				Passing				Kick Returns				Punt Returns				tot off		
		no.	yds	td	lg	no.	yds	td	lg	cmp	att	int	yds	td	lg	no.	yds	td	lg	no.	yds		td	lg
08/24/2024	vs Florida St.	31	98	2	28	19	193	0	21	19	27	0	193	0	21	1	16	0	16	1	3	0	3	291
08/31/2024	Georgia St.	29	150	0	41	19	210	1	28	19	34	0	210	1	28	2	48	0	30	1	0	0	0	360
09/07/2024	at Syracuse	32	134	0	24	32	381	4	32	32	46	0	381	4	32	0	0	0	0	1	0	0	0	515
09/14/2024	VMI	28	12	0	14	13	92	1	34	13	19	0	92	1	34	1	14	0	14	1	0	0	0	104
09/21/2024	at Louisville	27	57	0	9	13	269	2	57	13	19	0	269	2	57	1	15	0	15	2	3	0	3	326
10/05/2024	Duke	20	74	0	20	18	205	2	65	18	31	1	205	2	65	1	67	0	67	3	44	0	23	279
10/12/2024	at North Carolina	34	201	2	71	18	216	1	53	18	34	0	216	1	53	4	89	0	39	2	76	1	69	417
Opponents		201	726	4	71	132	1566	11	65	132	210	1	1566	11	65	10	249	0	67	11	126	1	69	2292
Georgia Tech		262	1431	21	68	144	1681	9	52	144	204	1	1681	9	52	10	182	0	40	11	92	0	26	3112

Opponents Averages

Games	Avg/ rush	Avg/ catch	Pass effc	KR avg	PR avg	All purpose avg/game	Total offense avg/game
7	3.6	11.9	141.8	24.9	11.5	381.0	327.4

Date	Opponent	Tackles			Sacks	Fumble		Pass Defense			blkd kick	PAT attempts			off								
		ua	a	total		tfl	yds	no	yds	ff		fr	yds	int	yds	qbh	brup	kick	kick	rush	rcv	saf	t/o
08/24/2024	vs Florida St.	35	20	55	3.0	18	0	0	0	0	0	1	1	0	1	1	0	0	0	0	0	0	21
08/31/2024	Georgia St.	41	20	61	5.0	15	0	0	0	0	1	1	4	0	0	0	0	0	0	0	6	12	
09/07/2024	at Syracuse	30	22	52	3.0	5	0	0	0	0	3	3	0	4	4	0	0	0	0	0	0	31	
09/14/2024	VMI	38	18	56	3.0	12	0	0	1	0	0	1	3	0	1	1	0	0	0	0	0	7	
09/21/2024	at Louisville	32	50	82	7.0	20	0	0	1	1	0	6	1	1	4	4	0	0	0	0	7	31	
10/05/2024	Duke	47	38	85	6.0	11	1	1	0	0	0	1	1	0	2	2	0	0	0	0	0	14	
10/12/2024	at North Carolina	37	32	69	2.0	7	0	0	0	0	0	7	2	0	4	4	0	0	0	0	0	34	
Opponents		260	200	460	29.0	88	1	1	2	1	0	1	20	15	1	16	16	1	0	0	13	150	
Georgia Tech		234	156	390	39.0	124	9	60	3	4	0	1	15	14	23	4	30	30	0	0	1	10	230

Date	Opponent	Punting										Field Goals			Kickoffs				
		no.	yds	avg	long	blkd	tb	fc	50+	i20	md	att	long	blkd	no.	yds	avg	tb	ob
08/24/2024	vs Florida St.	2	86	43.0	44	0	1	0	0	1	2	2	59	0	4	259	64.8	3	0
08/31/2024	Georgia St.	3	138	46.0	55	0	0	0	1	1	2	2	47	0	4	255	63.8	3	1
09/07/2024	at Syracuse	2	38	19.0	38	1	0	0	0	1	1	2	33	1	6	373	62.2	4	1
09/14/2024	VMI	10	449	44.9	57	0	0	1	3	1	0	0	0	0	2	71	35.5	0	0
09/21/2024	at Louisville	2	95	47.5	56	0	0	1	1	1	1	2	27	1	7	443	63.3	5	0
10/05/2024	Duke	5	210	42.0	50	0	0	5	1	3	0	1	0	0	3	191	63.7	0	0
10/12/2024	at North Carolina	2	79	39.5	40	0	0	0	0	0	2	3	50	1	7	453	64.7	5	0
Opponents		26	1095	42.1	57	1	1	7	6	8	8	12	59	3	33	2045	62.0	20	2
Georgia Tech		24	1049	43.7	61	0	1	4	6	10	6	11	44	1	41	2600	63.4	30	0



**2024-25 Georgia Tech Football
Team Game-by-Game Comparison
All games**

Opponent	Score	First Downs				Rushing Number-Yards	Passing		Total Offense Plays-Yards	Return Yards	Turn- Overs
		Total	Rush	Pass	Pen		Comp-Att.-Int	Yards			
Florida St.	24-21	18 / 20	12 / 6	6 / 12	0 / 2	36-190 / 31-98	11-16-0 / 19-27-0	146 / 193	52-336 / 58-291	20 / 19	0 / 0
Georgia St.	35-12	22 / 19	8 / 9	13 / 9	1 / 1	34-225 / 29-150	25-30-1 / 19-34-0	274 / 210	64-499 / 63-360	22 / 48	1 / 1
Syracuse	28-31	19 / 27	7 / 8	11 / 19	1 / 0	24-112 / 32-134	29-40-0 / 32-46-0	266 / 381	64-378 / 78-515	15 / 0	0 / 0
VMI	59-7	30 / 5	13 / 2	15 / 1	2 / 2	34-190 / 28-12	23-32-0 / 13-19-0	382 / 92	66-572 / 47-104	85 / 14	0 / 1
Louisville	19-31	18 / 14	6 / 4	11 / 7	1 / 3	37-98 / 27-57	21-32-0 / 13-19-0	312 / 269	69-410 / 46-326	41 / 18	1 / 0
Duke	24-14	25 / 15	14 / 4	9 / 9	2 / 2	49-245 / 20-74	23-31-0 / 18-31-1	167 / 205	80-412 / 51-279	85 / 111	0 / 1
North Carolina	41-34	25 / 21	18 / 10	7 / 8	0 / 3	48-371 / 34-201	12-23-0 / 18-34-0	134 / 216	71-505 / 68-417	21 / 165	0 / 2
Totals	230-150	157 / 121	78 / 43	72 / 65	7 / 13	262-1431 / 201-726	144-204-1 / 132-210-1	1681 / 1566	466-3112 / 411-2292	289 / 375	2 / 5

Opponents	3rd Down Conversion	4th Down Conversion	Time of Possession	TOP Margin	Avg Yds/Rush	Avg Yds/Pass	Avg Yds/Play	Punting Number-Avg	Penalties Number-Yards	Sacks
Florida St.	5-9 / 5-12	0-0 / 2-3	29:21 / 30:39	-01:18	5.3 / 3.2	9.1 / 7.1	6.5 / 5.0	2-46.5 / 2-43.0	3-35.0 / 1-10.0	1 / 0
Georgia St.	4-9 / 3-12	2-2 / 2-4	30:02 / 29:58	00:04	6.6 / 5.2	9.1 / 6.2	7.8 / 5.7	3-41.0 / 3-46.0	8-72.0 / 4-40.0	0 / 0
Syracuse	7-13 / 10-17	1-2 / 2-2	21:37 / 36:54	-15:17	4.7 / 4.2	6.7 / 8.3	5.9 / 6.6	4-48.3 / 2-19.0	3-15.0 / 5-45.0	1 / 0
VMI	3-8 / 1-13	1-1 / 1-1	24:44 / 25:16	-00:32	5.6 / 0.4	11.9 / 4.8	8.7 / 2.2	3-38.7 / 10-44.9	6-47.0 / 5-50.0	3 / 0
Louisville	4-15 / 2-9	3-5 / 1-1	31:50 / 28:10	03:40	2.6 / 2.1	9.8 / 14.2	5.9 / 7.1	2-56.5 / 2-47.5	6-44.0 / 7-69.0	0 / 0
Duke	7-16 / 3-11	3-3 / 1-2	39:27 / 20:33	18:54	5.0 / 3.7	5.4 / 6.6	5.2 / 5.5	5-40.6 / 5-42.0	5-45.0 / 7-55.0	1 / 1
North Carolina	4-11 / 4-14	0-0 / 2-3	33:27 / 26:33	06:54	7.7 / 5.9	5.8 / 6.4	7.1 / 6.1	5-41.6 / 2-39.5	7-59.0 / 3-25.0	3 / 0
Totals	34-81 / 28-88	10-13 / 11-16	210:28 / 198:03	12:25	5.5 / 3.6	8.2 / 7.5	6.7 / 5.6	24-43.7 / 26-42.1	38-317.0 / 32-294.0	9 / 1

Note: Game totals are displayed in the format TEAM/OPPONENT for each category



2024-25 Georgia Tech Football
By Quarter Statistics
All games

3rd-Down Conversions

Date	Opponent	Score	Overall	1st Qtr	2nd Qtr	3rd Qtr	4th Qtr	Overtime
08/24/2024	vs Florida St.	W 24-21	5-9 55.6	0-1 0.0	2-2 100.0	1-3 33.3	2-3 66.7	0-0 0.0
08/31/2024	Georgia St.	W 35-12	4-9 44.4	1-3 33.3	1-3 33.3	1-1 100.0	1-2 50.0	0-0 0.0
09/07/2024	at Syracuse	L 28-31	7-13 53.8	2-3 66.7	1-3 33.3	0-2 0.0	4-5 80.0	0-0 0.0
09/14/2024	VMI	W 59-7	3-8 37.5	1-3 33.3	1-2 50.0	0-1 0.0	1-2 50.0	0-0 0.0
09/21/2024	at Louisville	L 19-31	4-15 26.7	1-3 33.3	1-4 25.0	0-2 0.0	2-6 33.3	0-0 0.0
10/05/2024	Duke	W 24-14	7-16 43.8	2-4 50.0	1-4 25.0	2-4 50.0	2-4 50.0	0-0 0.0
10/12/2024	at North Carolina	W 41-34	4-11 36.4	1-4 25.0	2-3 66.7	0-1 0.0	1-3 33.3	0-0 0.0
Georgia Tech			34-81 42.0	8-21 38.1	9-21 42.9	4-14 28.6	13-25 52.0	0-0 0.0
Opponents			28-88 31.8	4-19 21.1	9-24 37.5	11-26 42.3	4-19 21.1	0-0 0.0

4th-Down Conversions

Date	Opponent	Score	Overall	1st Qtr	2nd Qtr	3rd Qtr	4th Qtr	Overtime
08/24/2024	vs Florida St.	W 24-21	0-0 0.0	0-0 0.0	0-0 0.0	0-0 0.0	0-0 0.0	0-0 0.0
08/31/2024	Georgia St.	W 35-12	2-2 100.0	1-1 100.0	1-1 100.0	0-0 0.0	0-0 0.0	0-0 0.0
09/07/2024	at Syracuse	L 28-31	1-2 50.0	0-0 0.0	1-1 100.0	0-0 0.0	0-1 0.0	0-0 0.0
09/14/2024	VMI	W 59-7	1-1 100.0	0-0 0.0	0-0 0.0	0-0 0.0	1-1 100.0	0-0 0.0
09/21/2024	at Louisville	L 19-31	3-5 60.0	0-0 0.0	1-1 100.0	1-1 100.0	1-3 33.3	0-0 0.0
10/05/2024	Duke	W 24-14	3-3 100.0	1-1 100.0	1-1 100.0	0-0 0.0	1-1 100.0	0-0 0.0
10/12/2024	at North Carolina	W 41-34	0-0 0.0	0-0 0.0	0-0 0.0	0-0 0.0	0-0 0.0	0-0 0.0
Georgia Tech			10-13 76.9	2-2 100.0	4-4 100.0	1-1 100.0	3-6 50.0	0-0 0.0
Opponents			11-16 68.8	1-3 33.3	3-3 100.0	1-3 33.3	6-7 85.7	0-0 0.0

Time of Possession

Date	Opponent	Score	Overall	1st Qtr	2nd Qtr	3rd Qtr	4th Qtr	Overtime
08/24/2024	vs Florida St.	W 24-21	29:21	05:30	07:53	03:03	12:55	00:00
08/31/2024	Georgia St.	W 35-12	30:02	06:13	07:41	04:09	11:59	00:00
09/07/2024	at Syracuse	L 28-31	21:37	05:42	03:30	03:59	08:26	00:00
09/14/2024	VMI	W 59-7	24:44	07:20	07:41	05:06	04:37	00:00
09/21/2024	at Louisville	L 19-31	31:50	05:16	06:27	07:27	12:40	00:00
10/05/2024	Duke	W 24-14	39:27	11:44	07:41	05:51	14:11	00:00
10/12/2024	at North Carolina	W 41-34	33:27	07:52	10:28	05:56	09:11	00:00
Georgia Tech			Total 210:28	49:37	51:21	35:31	73:59	00:00
			Avg. 30:04	07:05	07:20	05:04	10:34	00:00
Opponents			Total 198:03	47:52	59:41	47:21	43:09	00:00
			Avg. 28:18	06:50	08:32	06:46	06:10	00:00



**2024-25 Georgia Tech Football
Red-Zone Results
All games**

Georgia Tech Inside Opponent Red-Zone

Date	Opponent	Score	Times	Times	Total	Rush				Pass	FGs	Failed to score inside RZ				
			In RZ	Scored	Pts	TDs	TDs	TDs	TDs	TDs	Made	FGA	Down	Int	Fumb	Half
08/24/2024	vs Florida St.	W 24-21	3	3	21	3	3	0	0	0	0	0	0	0	0	0
08/31/2024	Georgia St.	W 35-12	3	3	21	3	2	1	0	0	0	0	0	0	0	
09/07/2024	at Syracuse	L 28-31	2	2	14	2	1	1	0	0	0	0	0	0	0	
09/14/2024	VMI	W 59-7	6	6	38	5	4	1	1	1	0	0	0	0	0	
09/21/2024	at Louisville	L 19-31	3	2	10	1	1	0	1	1	1	0	0	0	0	
10/05/2024	Duke	W 24-14	4	4	24	3	1	2	1	1	0	0	0	0	0	
10/12/2024	at North Carolina	W 41-34	6	6	34	4	4	0	2	2	0	0	0	0	0	
Totals 26 of 27 (96.3%)			27	26	162	21	16	5	5	5	1	0	0	0	0	

Opponents Inside Georgia Tech Red-Zone

Date	Opponent	Score	Times	Times	Total	Rush				Pass	FGs	Failed to score inside RZ				
			In RZ	Scored	Pts	TDs	TDs	TDs	TDs	Made	FGA	Down	Int	Fumb	Half	Game
08/24/2024	Florida St.	W 24-21	1	1	7	1	1	0	0	0	0	0	0	0	0	
08/31/2024	Georgia St.	W 35-12	3	1	3	0	0	0	1	1	2	0	0	0	0	
09/07/2024	Syracuse	L 28-31	5	5	31	4	0	4	1	1	0	0	0	0	0	
09/14/2024	VMI	W 59-7	1	1	7	1	0	1	0	0	0	0	0	0	0	
09/21/2024	Louisville	L 19-31	1	1	3	0	0	0	1	1	0	0	0	0	0	
10/05/2024	Duke	W 24-14	2	1	7	1	0	1	0	0	1	0	0	0	0	
10/12/2024	North Carolina	W 41-34	4	4	24	3	2	1	1	1	0	0	0	0	0	
Totals 14 of 17 (82.4%)			17	14	82	10	3	7	4	4	3	0	0	0	0	



**2024-25 Georgia Tech Football
Team Game Highs
All games**

Georgia Tech - Game Highs

RUSHES	49	Duke (10/05/2024)
YARDS RUSHING	371	at North Carolina (10/12/2024)
YARDS PER RUSH	7.7	at North Carolina (10/12/2024)
TD RUSHES	5	at North Carolina (10/12/2024)
PASS ATTEMPTS	40	at Syracuse (09/07/2024)
PASS COMPLETIONS	29	at Syracuse (09/07/2024)
YARDS PASSING	382	VMI (09/14/2024)
YARDS PER PASS	11.9	VMI (09/14/2024)
TD PASSES	4	VMI (09/14/2024)
TOTAL PLAYS	80	Duke (10/05/2024)
TOTAL OFFENSE	572	VMI (09/14/2024)
YARDS PER PLAY	8.7	VMI (09/14/2024)
POINTS	59	VMI (09/14/2024)
SACKS BY	3	at North Carolina (10/12/2024)
	3	VMI (09/14/2024)
FIRST DOWNS	30	VMI (09/14/2024)
PENALTIES	8	Georgia St. (08/31/2024)
PENALTY YARDS	72	Georgia St. (08/31/2024)
TURNOVERS	1	at Louisville (09/21/2024)
	1	Georgia St. (08/31/2024)
PUNTS	5	at North Carolina (10/12/2024)
	5	Duke (10/05/2024)
PUNTING AVG	56.5	at Louisville (09/21/2024)
LONG PUNT	61	at Syracuse (09/07/2024)
PUNTS INSIDE 20	2	Duke (10/05/2024)
	2	at Louisville (09/21/2024)
	2	VMI (09/14/2024)
	2	at Syracuse (09/07/2024)
LONG PUNT RETURN	26	VMI (09/14/2024)



**2024-25 Georgia Tech Football
Individual Game Highs
All games**

Georgia Tech - Individual Game Highs

RUSHES	19	Jamal Haynes at North Carolina (10/12/2024)
	19	Jamal Haynes vs Duke (10/05/2024)
YARDS RUSHING	170	Jamal Haynes at North Carolina (10/12/2024)
TD RUSHES	2	Haynes King at North Carolina (10/12/2024)
	2	Jamal Haynes at North Carolina (10/12/2024)
	2	Zach Pyron vs VMI (09/14/2024)
	2	Haynes King at Syracuse (09/07/2024)
	2	Jamal Haynes vs Florida St. (N) (08/24/2024)
LONG RUSH	68	Jamal Haynes at North Carolina (10/12/2024)
PASS ATTEMPTS	39	Haynes King at Syracuse (09/07/2024)
PASS COMPLETIONS	29	Haynes King at Syracuse (09/07/2024)
YARDS PASSING	312	Haynes King at Louisville (09/21/2024)
TD PASSES	3	Haynes King vs VMI (09/14/2024)
LONG PASS	52	Haynes King vs Georgia St. (08/31/2024)
RECEPTIONS	8	Malik Rutherford vs Duke (10/05/2024)
YARDS RECEIVING	131	Malik Rutherford vs Georgia St. (08/31/2024)
TD RECEPTIONS	1	Jamal Haynes vs Duke (10/05/2024)
	1	Eric Singleton, Jr. vs Duke (10/05/2024)
	1	Avery Boyd vs VMI (09/14/2024)
	1	Leo Blackburn vs VMI (09/14/2024)
	1	Malik Rutherford vs VMI (09/14/2024)
	1	Eric Singleton, Jr. vs VMI (09/14/2024)
	1	Chase Lane at Syracuse (09/07/2024)
	1	Avery Boyd vs Georgia St. (08/31/2024)
	1	Malik Rutherford vs Georgia St. (08/31/2024)
LONG RECEPTION	52	Malik Rutherford vs Georgia St. (08/31/2024)
PUNTS	5	David Shanahan at North Carolina (10/12/2024)
	5	David Shanahan vs Duke (10/05/2024)
PUNTING AVG	56.5	David Shanahan at Louisville (09/21/2024)
LONG PUNT	61	David Shanahan at Syracuse (09/07/2024)
PUNTS INSIDE 20	2	David Shanahan vs Duke (10/05/2024)
	2	David Shanahan at Louisville (09/21/2024)
	2	David Shanahan vs VMI (09/14/2024)
	2	David Shanahan at Syracuse (09/07/2024)
LONG PUNT RETURN	26	Rodney Shelley vs VMI (09/14/2024)
LONG KICKOFF RETURN	40	Eric Singleton, Jr. vs Duke (10/05/2024)
TACKLES	13	Kyle Efford vs Georgia St. (08/31/2024)
SACKS	1	Sylvain Yondjouen at North Carolina (10/12/2024)
	1	Syeed Gibbs at North Carolina (10/12/2024)
	1	Jordan van den Berg vs Duke (10/05/2024)
	1	Sylvain Yondjouen vs VMI (09/14/2024)
	1	Josh Robinson vs VMI (09/14/2024)
	1	Trenilyas Tatum vs VMI (09/14/2024)
	1	Kyle Efford at Syracuse (09/07/2024)
	1	Kevin Harris vs Florida St. (N) (08/24/2024)
TACKLES FOR LOSS	2.5	Trenilyas Tatum vs Georgia St. (08/31/2024)



2024-25 Georgia Tech Football
Opponent Match Highs
All games

Opponent - Game Highs

RUSHES	34	at North Carolina (10/12/2024)
YARDS RUSHING	201	at North Carolina (10/12/2024)
YARDS PER RUSH	5.9	at North Carolina (10/12/2024)
TD RUSHES	2	at North Carolina (10/12/2024)
	2	vs Florida St. (N) (08/24/2024)
PASS ATTEMPTS	46	at Syracuse (09/07/2024)
PASS COMPLETIONS	32	at Syracuse (09/07/2024)
YARDS PASSING	381	at Syracuse (09/07/2024)
YARDS PER PASS	14.2	at Louisville (09/21/2024)
TD PASSES	4	at Syracuse (09/07/2024)
TOTAL PLAYS	78	at Syracuse (09/07/2024)
TOTAL OFFENSE	515	at Syracuse (09/07/2024)
YARDS PER PLAY	7.1	at Louisville (09/21/2024)
POINTS	34	at North Carolina (10/12/2024)
SACKS BY	1	Duke (10/05/2024)
FIRST DOWNS	27	at Syracuse (09/07/2024)
PENALTIES	7	Duke (10/05/2024)
	7	at Louisville (09/21/2024)
PENALTY YARDS	69	at Louisville (09/21/2024)
TURNOVERS	2	at North Carolina (10/12/2024)
PUNTS	10	VMI (09/14/2024)
PUNTING AVG	47.5	at Louisville (09/21/2024)
LONG PUNT	57	VMI (09/14/2024)
PUNTS INSIDE 20	3	Duke (10/05/2024)
LONG PUNT RETURN	69	at North Carolina (10/12/2024)



**2024-25 Georgia Tech Football
Opponent Individual Match Highs
All games**

Opponent - Individual Game Highs

RUSHES	18	Omarion Hampton at North Carolina (10/12/2024)
YARDS RUSHING	137	Omarion Hampton at North Carolina (10/12/2024)
TD RUSHES	2	Jacolby Criswell at North Carolina (10/12/2024)
LONG RUSH	71	Omarion Hampton at North Carolina (10/12/2024)
PASS ATTEMPTS	46	Kyle McCord at Syracuse (09/07/2024)
PASS COMPLETIONS	32	Kyle McCord at Syracuse (09/07/2024)
YARDS PASSING	381	Kyle McCord at Syracuse (09/07/2024)
TD PASSES	4	Kyle McCord at Syracuse (09/07/2024)
LONG PASS	65	Maalik Murphy vs Duke (10/05/2024)
RECEPTIONS	6	Trebor Pena at Syracuse (09/07/2024)
	6	Oronde Gadsden II at Syracuse (09/07/2024)
YARDS RECEIVING	125	Ja'Corey Brooks at Louisville (09/21/2024)
TD RECEPTIONS	2	Trebor Pena at Syracuse (09/07/2024)
	2	Oronde Gadsden II at Syracuse (09/07/2024)
LONG RECEPTION	65	Sahmir Hagans vs Duke (10/05/2024)
FIELD GOALS	2	Noah Burnette at North Carolina (10/12/2024)
	2	Liam Rickman vs Georgia St. (08/31/2024)
	2	Ryan Fitzgerald vs Florida St. (N) (08/24/2024)
LONG FIELD GOALS	59	Ryan Fitzgerald vs Florida St. (N) (08/24/2024)
PUNTS	10	Ben Shrewsbury vs VMI (09/14/2024)
PUNTING AVG	47.5	Brady Hodges at Louisville (09/21/2024)
LONG PUNT	57	Ben Shrewsbury vs VMI (09/14/2024)
PUNTS INSIDE 20	3	Kade Reynoldson vs Duke (10/05/2024)
LONG PUNT RETURN	69	Alijah Huzzie at North Carolina (10/12/2024)
LONG KICKOFF RETURN	67	Peyton Jones vs Duke (10/05/2024)
TACKLES	13	Shyheim Brown vs Florida St. (N) (08/24/2024)
SACKS	1	Aaron Hall vs Duke (10/05/2024)
TACKLES FOR LOSS	2.5	Tre Freeman vs Duke (10/05/2024)
INTERCEPTIONS	1	Kenyatta Watson vs Georgia St. (08/31/2024)



**2024-25 Georgia Tech Football
Games Played
All games**

##	Player	GP-GS	FSU	GSU	SU	VMI	LOU	DU	UNC
0	Christian Leary	4/0	XXX	XXX	XXX	XXX
0	Trenilyas Tatum	7/7	START	START	START	START	START	START	START
1	LaMiles Brooks	6/3	START	START	START	...	XXX	XXX	XXX
1	Leo Blackburn	7/0	XXX	XXX	XXX	XXX	XXX	XXX	XXX
2	E.J. Lightsey	3/0	XXX	XXX	XXX
2	Eric Singleton, Jr.	7/7	START	START	START	START	START	START	START
3	Ahmari Harvey	7/7	START	START	START	START	START	START	START
3	Trey Cooley	1/0	XXX
4	Warren Burrell	7/7	START	START	START	START	START	START	START
4	Abdul Janneh	7/1	XXX	XXX	XXX	XXX	XXX	START	XXX
5	Zach Pyron	7/0	XXX	XXX	XXX	XXX	XXX	XXX	XXX
5	Clayton Powell-Lee	7/7	START	START	START	START	START	START	START
6	Rodney Shelley	7/0	XXX	XXX	XXX	XXX	XXX	XXX	XXX
6	Anthony Carrie	4/0	...	XXX	XXX	XXX	...	XXX	...
7	Chase Lane	7/5	START	XXX	START	START	XXX	START	START
7	Taye Seymore	7/4	XXX	XXX	XXX	START	START	START	START
8	Makius Scott	7/5	START	START	START	START	START	XXX	XXX
8	Malik Rutherford	7/5	START	START	START	XXX	START	XXX	START
9	Avery Boyd	7/3	START	XXX	XXX	START	XXX	XXX	START
9	Romello Height	7/7	START	START	START	START	START	START	START
10	Haynes King	7/7	START	START	START	START	START	START	START
11	Kevin Harris	7/1	XXX	XXX	START	XXX	XXX	XXX	XXX
11	Jamal Haynes	7/7	START	START	START	START	START	START	START
12	Aaron Philo	1/0	XXX
13	Horace Lockett	0/0
13	Isiah Canion	4/0	XXX	XXX	XXX	XXX
14	Graham Knowles	0/0
14	Nehemiah Chandler	1/0	XXX
15	Luke Harpring	3/0	XXX	XXX	XXX
15	Tah'j Butler	7/0	XXX	XXX	XXX	XXX	XXX	XXX	XXX
16	Brody Rhodes	1/0	XXX
16	Syeed Gibbs	5/4	XXX	START	START	START	START
17	Josh Beetham	5/1	XXX	START	XXX	XXX	XXX
17	Jackson Hamilton	7/0	XXX	XXX	XXX	XXX	XXX	XXX	XXX
18	Zion Taylor	4/0	...	XXX	...	XXX	XXX	XXX	...
18	Troy Stevenson IV	0/0
20	Christian Pritchett	5/0	XXX	XXX	XXX	XXX	XXX
20	Ben Guthrie	0/0
21	Omar Daniels	7/2	START	START	XXX	XXX	XXX	XXX	XXX
21	Daylon Gordon	7/0	XXX	XXX	XXX	XXX	XXX	XXX	XXX
22	D.J. Moore	0/0
23	Zachary Tobe	6/0	XXX	XXX	XXX	XXX	XXX	XXX	...
24	Trent Davis	0/0
24	Jayden Davis	3/0	...	XXX	XXX	XXX	...
25	Cedric Franklin II	1/0	XXX
25	Nick Bliss	0/0
26	Ben Hollerbach	0/0
26	Evan Dickens	2/0	XXX	XXX
27	Josh Robinson	7/6	XXX	START	START	START	START	START	START
27	Chad Alexander	5/0	XXX	XXX	...	XXX	...	XXX	XXX
28	Austin Dean	6/0	XXX	XXX	XXX	XXX	XXX	XXX	...
28	Trelain Maddox	2/0	XXX	XXX
29	Nico Dowdell	0/0
29	Judson Petty	0/0
30	Lawson Pritchett	0/0
31	Jonorian Fouts	0/0
32	Sylvain Yondjouen	7/1	START	XXX	XXX	XXX	XXX	XXX	XXX
33	Aidan Birr	7/0	XXX	XXX	XXX	XXX	XXX	XXX	XXX
34	Myles Forristall	0/0
35	Jacob Cruz	6/0	XXX	XXX	...	XXX	XXX	XXX	XXX



**2024-25 Georgia Tech Football
Games Played
All games**

##	Player	GP-GS	FSU	GSU	SU	VMI	LOU	DU	UNC
36	Kace Adams	0/0
37	Joseph Moseley	0/0
38	A.J. Cheeks	0/0
39	Will Kiker	0/0
39	James Whatley	0/0
40	Joshua Taylor	0/0
42	Luke Laughter	0/0
43	David Shanahan	7/0	XXX	XXX	XXX	XXX	XXX	XXX	XXX
44	Kyle Efford	7/7	START	START	START	START	START	START	START
45	Andrew Nelms	0/0
45	Bayler Duncan	0/0
46	Henry Freer	7/0	XXX	XXX	XXX	XXX	XXX	XXX	XXX
47	Joshua Ruder	0/0
48	Joseph Stoever	0/0
49	Ronnie Thomas	0/0
49	Chuma Okoye	0/0
50	Tana Alo-Tupuola	7/0	XXX	XXX	XXX	XXX	XXX	XXX	XXX
52	Harrison Moore	4/0	...	XXX	...	XXX	...	XXX	XXX
53	Jack Collins	0/0
54	Jordan Williams	7/7	START	START	START	START	START	START	START
54	Caleb Dozier	0/0
55	Corey Robinson II	7/2	XXX	XXX	XXX	XXX	XXX	START	START
56	Jacob Benjamin	0/0
57	Cade Adams	0/0
58	Brandon Best	7/0	XXX	XXX	XXX	XXX	XXX	XXX	XXX
59	Thomas Gore	7/0	XXX	XXX	XXX	XXX	XXX	XXX	XXX
59	Will Scissum	0/0
60	Nick Pearson	0/0
64	Ryan Purves	0/0
67	Joe Fusile	7/7	START	START	START	START	START	START	START
68	Bobby Campbell	0/0
70	Jameson Riggs	0/0
71	Jordan Brown	5/5	START	START	START	START	START
72	Weston Franklin	7/7	START	START	START	START	START	START	START
73	Patrick Screws, Jr.	0/0
74	Benjamin Galloway	4/0	XXX	XXX	XXX	XXX
76	Kai Greer	0/0
77	Keylan Rutledge	7/7	START	START	START	START	START	START	START
78	Ethan Mackenny	0/0
79	Jordan Floyd	0/0
80	Brett Seither	0/0
81	Trey Horne	0/0
82	Jackson Long	0/0
83	Blake Ragsdale	0/0
84	David Prince	0/0
85	Jackson Hawes	6/4	XXX	START	START	START	START	XXX	...
86	Ryland Goede	7/2	XXX	XXX	XXX	XXX	START	START	XXX
87	Bailey Stockton	7/0	XXX	XXX	XXX	XXX	XXX	XXX	XXX
88	Zeek Biggers	7/7	START	START	START	START	START	START	START
89	Chris Elko	3/0	XXX	...	XXX	XXX
90	Jordan Boyd	5/0	XXX	XXX	XXX	XXX	XXX
91	Jaaymen Rochell	0/0
92	Ty Thompson	0/0
93	Drew Cohen	0/0
94	Uche Iloh	0/0
95	Jason Moore	7/0	XXX	XXX	XXX	XXX	XXX	XXX	XXX
96	Shymeik Jones	1/0	XXX
97	Landen Marshall	0/0
98	Amontrae Bradford	5/0	...	XXX	XXX	XXX	XXX	...	XXX
99	Jordan van den Berg	7/2	XXX	XXX	XXX	XXX	XXX	START	START