

# GEORGIA TECH

132<sup>ND</sup> SEASON • 4 NATIONAL CHAMPIONSHIPS • 15 CONFERENCE CHAMPIONSHIPS • 46 BOWL APPEARANCES • 26 BOWL VICTORIES

## GEORGIA TECH (3-2, 1-2 ACC) vs. DUKE (5-0, 1-0 ACC)

SATURDAY, OCTOBER 5, 2024 • 8 PM ET • ATLANTA, GA. • BOBBY DODD STADIUM AT HYUNDAI FIELD

### MATCHUP AT A GLANCE



<b>GEORGIA TECH</b>	<b>vs.</b>	<b>DUKE</b>
3-2 (1-2 ACC)	<b>Record</b>	5-0 (1-0 ACC)
Atlanta, Ga.	<b>Location</b>	Durham, N.C.
1885	<b>Founded</b>	1838
47,946	<b>Enrollment</b>	15,427
Yellow Jackets, Ramblin' Wreck	<b>Nickname</b>	Blue Devils
Tech Gold and White	<b>Colors</b>	Duke Blue and White
Atlantic Coast	<b>Conference</b>	Atlantic Coast
Bobby Dodd Stadium at Hyundai Field (55,000)	<b>Stadium (Capacity)</b>	Wallace Wade Stadium (40,004)
Brent Key	<b>Head Coach</b>	Manny Diaz
14-12 (Second full season)	<b>Head Coach's Record at School</b>	5-0 (First season)
Same	<b>Head Coach's Overall Record</b>	26-15 (4th season)
None	<b>National Ranking</b>	None
Multiple	<b>Basic Offense</b>	Multiple
33.0 (8th/47th)	<b>Points Per Game (Conference/National Rank)</b>	28.8 (13th/71st)
163.0 (10th/65th)	<b>Rushing Yards Per Game (Conference/National Rank)</b>	120.6 (15th/107th)
276.0 (7th/32th)	<b>Passing Yards Per Game (Conference/National Rank)</b>	246.6 (10th/50th)
439.0 (9th/40th)	<b>Total Yards Per Game (Conference/National Rank)</b>	367.2 (13th/91st)
4-2-5	<b>Basic Defense</b>	4-3-4
19.2 (6th/43rd)	<b>Points Allowed Per Game (Conference/National Rank)</b>	16.2 (5th/28th)
90.2 (3rd/18th)	<b>Rushing Yards Allowed Per Game (Conference/National Rank)</b>	133.0 (11th/65th)
229.0 (11th/90th)	<b>Passing Yards Allowed Per Game (Conference/National Rank)</b>	155.8 (1st/18th)
319.2 (7th/46th)	<b>Total Yards Allowed Per Game (Conference/National Rank)</b>	288.8 (4th/25th)
L, 31-19 at No. 19 Louisville	<b>Last Game</b>	W, 21-20 vs. North Carolina

### TOP STORYLINES

- One of the Atlantic Coast Conference's most historic rivalries is renewed after a one-year hiatus when Georgia Tech hosts Duke on Saturday at Bobby Dodd Stadium at Hyundai Field.
- Saturday's game is the 91st all-time between the Yellow Jackets and Blue Devils. Tech and Duke played each other every season from 1933-2022 before the 90-year string was snapped when they weren't scheduled to meet in 2023.
- Duke is Georgia Tech's third-most common opponent, behind only archrival Georgia (117 all-time meetings) and Auburn (92) and just ahead of Clemson (89).
- Tech holds a commanding 54-35-1 lead in the all-time series with Duke, including wins in each of the last three matchups.
- This Saturday's matchup marks only the fourth time in the teams' 91 meetings that Duke comes into the game with a record of 5-0 or better. (1933, 1941 and 1952) In two of the previous three matchups, Georgia Tech defeated the unbeaten Blue Devils ('33 and '52).
- Georgia Tech is 10-1 under head coach **Brent Key** in games that have followed a defeat. The Yellow Jackets have not lost consecutive games since Oct. 20 and 29, 2022 (vs. Virginia, at Florida State).
- Georgia Tech is one of just three teams nationally — and the only one from a Power Four conference — that has not allowed a sack this season. In all, Tech has not allowed a sack in six-straight games dating back to last season's Gasparilla Bowl win over UCF, which is the Jackets' most consecutive games without surrendering a sack since it became an official NCAA statistic in 2000 (doubling the previous record of three-straight games without a sack in 2000, 2005, 2007 and 2014.)

### SERIES HISTORY

**Series Record (Streak):** .....Georgia Tech leads 54-35-1 (GT: W3)  
**at Georgia Tech:** .....GT leads, 31-14-1  
**at Duke:** .....GT leads, 23-21  
**Neutral Sites:** .....N/A  
**Last Meeting:** .....GT 23, Duke 20 OT (Oct. 8, 2022 - Atlanta, Ga.)

### TALE OF THE TAPE

Average heights and weights of players listed on both teams' depth charts:

<b>Georgia Tech</b>	<b>Duke</b>
6-5, 309	<b>Offensive Line</b> .....6-5, 305
6-5, 246	<b>Tight Ends</b> .....6-4, 257
5-11, 200	<b>Offensive Backs (QB and RB)</b> .....6-0, 208
6-0, 191	<b>Receivers</b> .....5-11, 188
6-4, 273	<b>Defensive Line</b> .....6-4, 283
6-2, 229	<b>Linebackers</b> .....6-0, 213
6-1, 189	<b>Defensive Backs</b> .....6-0, 190

### TOP PERFORMERS AT A GLANCE

<b>PASSING</b>	<b>COMP.</b>	<b>ATT.</b>	<b>TD</b>	<b>YDS.</b>	<b>INT</b>
<b>Georgia Tech</b>					
Haynes King	102	138	6	1274	1
<b>Duke</b>					
Maalik Murphy	107	177	12	1226	4
<b>RUSHING</b>	<b>ATT.</b>	<b>YDS.</b>	<b>AVG.</b>	<b>TD</b>	
<b>Georgia Tech</b>					
Jamal Haynes	58	263	4.1	5	
<b>Duke</b>					
Star Thomas	99	480	4.8	3	
<b>RECEIVING</b>	<b>NO.</b>	<b>YDS.</b>	<b>AVG.</b>	<b>TD</b>	
<b>Georgia Tech</b>					
Malik Rutherford	29	398	13.7	2	
<b>Duke</b>					
Jordan Moore	28	420	15.0	3	
<b>TACKLES</b>	<b>UT</b>	<b>AT</b>	<b>TT</b>	<b>TFL</b>	<b>SACK</b>
<b>Georgia Tech</b>					
Kyle Efford	18	21	39	3.5	1.0
<b>Duke</b>					
Alex Howard	18	20	38	8.5	3.0

### 2024 GEORGIA TECH SCHEDULE/RESULTS

• Overall: **3-2** | ACC: **1-2** | Place: **10th**  
 • Home: **2-0** | Away: **0-2** | Neutral: **1-0** | Streak: **L1**

Date	Opponent	Time/Result	TV
Aug. 24	No. 10 Florida State* <sup>^</sup>	W, 24-21	ESPN
Aug. 31	<b>GEORGIA STATE</b>	W, 35-12	ACC Network
Sept. 7	at -/rv Syracuse*	L, 31-28	ACC Network
Sept. 14	<b>VMI</b>	W, 59-7	ACCNX
Sept. 21	at No. 19/20 Louisville*	L, 31-19	ESPN2
Oct. 5	<b>-/rv DUKE*</b>	8 p.m.	ACCN
Oct. 12	at North Carolina*	12 p.m.	The CW
Oct. 19	<b>No. 14/13 NOTRE DAME*</b>	TBA	TBA
Oct. 26	at Virginia Tech	TBA	TBA
Nov. 9	<b>No. 8/8 MIAMI (FLA.)*</b>	TBA	TBA
Nov. 21	<b>NC STATE*</b> (Thur.)	7:30 p.m.	ESPN
Nov. 29	at No. 5/5 Georgia (Fri.)	7:30 p.m.	ABC

All times Eastern; Home games in **BOLD CAPS**

\* ACC game

<sup>^</sup> Aer Lingus College Football Classic (Dublin, Ireland)

# at Mercedes-Benz Stadium

Rankings for current/future games = current AP/Coaches ranks

Rankings for past games = AP/Coaches ranks at time of game

### ON THE AIR

**TV:** ACC Network

- **Play-by-Play** ..... Wes Durham
- **Analyst** ..... Tom Luginbill
- **Sideline Reporter** ..... Dana Boyle
- Mobile App: ESPN
- Online: WatchESPN.com

**RADIO:** Georgia Tech Sports Network

- **Play-by-Play** ..... Andy Demetra
- **Analyst** ..... Andrew Gardner
- **Sideline Reporter** ..... Chris Mooneyham
- In Atlanta: TBD (dependent on Atlanta Braves' postseason schedule)
- Across Georgia: Visit RamblinWreck.com for station affiliate list
- Satellite: SiriusXM 139 or 193
- Mobile Apps: GT Yellow Jackets, SiriusXM, Tuneln
- Online: RamblinWreck.com

### GEORGIA TECH'S LAST GAME

<b>at No. 19/20 Louisville</b> .....	L, 31-19
<b>Date</b> .....	Sept. 21
<b>Location</b> .....	Louisville, Ky. (L&N Federal Credit Union Stadium)
<b>Total Offense</b> .....	410
<b>Rushing</b> .....	98
<b>Passing</b> .....	312
<b>Turnovers</b> .....	1
<b>Total Defense</b> .....	326
<b>Rushing</b> .....	57
<b>Passing</b> .....	269
<b>Takeaways</b> .....	0
<b>Passing Leader</b>	
Haynes King .....	21-32-0, 312 yds.
<b>Receiving Leaders</b>	
Malik Rutherford .....	7 rec., 113 yds.
Eric Singleton Jr .....	5 rec., 88 yds.
<b>Rushing Leaders</b>	
Haynes King .....	14 carries, 58 yds. 1 TD
Jamal Haynes .....	12 carries, 25 yds. 1 TD
<b>Defensive Leaders</b>	
Kyle Efford .....	7 TKL, 1 QBH
Romello Height .....	5 TKL, 1 TFL
Taye Seymore .....	4 TKL

**GEORGIA TECH MEDIA AVAILABILITY**

TUE	1	WED	2	THU	3	FRI	4	SAT	5	SUN	6	MON	7
	<b>Approx. 11:30 a.m. ET –</b> Head coach Brent Key weekly press conference (Bobby Dodd Stadium - Gate 6)	<b>Approx. 11:30 a.m. ET –</b> Media availability with selected student-athletes (Bobby Dodd Stadium - Gate 6)	<b>Approx. 11:30 a.m. ET –</b> Head coach Brent Key media availability (Bobby Dodd Stadium - Gate 6)		<b>6-7 p.m. ET –</b> Brent Key Coach's Show — Georgia Tech Sports Network (680 AM/93.7 FM The Fan in Atlanta)	<b>NO AVAILABILITY</b>		<b>8 p.m. ET –</b> Georgia Tech vs. Duke (Atlanta, Ga. - Bobby Dodd Stadium at Hyundai Field) TV: ACC Network Radio: Georgia Tech Sports Network (TBD in Atlanta)		<b>NO AVAILABILITY</b>		<b>NO AVAILABILITY</b>	
								<b>Postgame press conference –</b> Head coach Brent Key and selected student-athletes (Defensive Meeting Room - NW Tunnel)					

**GEORGIA TECH ATHLETICS COMMUNICATIONS & PUBLIC RELATIONS**

- Assistant A.D./Communications & P.R. (Primary Football Contact):** Mike Flynn  
**Mobile:** (828) 964-6406  
**Email:** mflynn@athletics.gatech.edu
- Assistant Director/Communications & P.R. (Secondary Football Contact):** Anthony Brandt  
**Mobile:** (617) 757-6979  
**Email:** abrandt@athletics.gatech.edu
- Associate Director/Communications & P.R. (Football Credentials):** Mike Stamus  
**Mobile:** (404) 218-9723  
**Email:** mstamus@athletics.gatech.edu

**FOLLOW GEORGIA TECH ONLINE**
**OFFICIAL WEBSITE:** [www.RamblinWreck.com](http://www.RamblinWreck.com)

 @GTathletics  
 @GeorgiaTechFB

 @GTathletics  
 @GeorgiaTechFB

 /GTathletics  
 /GTFootball


RamblinWreckTube

**GEORGIA TECH FOOTBALL BY THE NUMBERS**

# 0/5/6

Georgia Tech has not allowed any sacks through five games this season and not surrendered a sack in six-consecutive games overall dating back to last season's Union Home Mortgage Gasparilla Bowl win over UCF. The Yellow Jackets are one of only three teams in the nation — and the only team from a Power Four conference — that has not allowed a sack this season (joining Army West Point and New Mexico). Additionally, the Yellow Jackets' six-straight games without surrendering a sack is their longest streak since sacks became an official NCAA statistic in 2000, doubling its previous record streaks of three-straight games without allowing a sack in 2000 (Nov. 9-25 vs. Virginia, Maryland and Georgia), 2005 (Oct. 6-29 vs. NC State, Duke and Clemson), 2007 (Sept. 29-Oct. 13 vs. Clemson, Maryland and Miami (Fla.)) and 2014 (Oct. 25-Nov. 8 vs. Pitt, Virginia and NC State).

# 4-2

With a win over Duke, Georgia Tech would move to 4-2 on the season, which would be its best start since it also opened 4-2 in 2017.

# 10

Georgia Tech has blocked 10 kicks in 26 games since **Brent Key** took over as the Yellow Jackets' interim head coach in 2022. Since Oct. 1, 2022 (Key's first game at the helm of the Jackets), Tech's 10 blocked kicks are tied with Notre Dame for the most in the nation.

# 91

Saturday's game is the 91st all-time between Georgia Tech and Duke. The Yellow Jackets and Blue Devils first met on the gridiron in 1933 and played annually for 90-straight seasons through 2022. The streak was broken when the teams were not scheduled to face each other in 2023. Duke is the Tech's third-most common opponent, behind only archrival Georgia (117 all-time meetings) and Auburn (92).

# 100/13

Georgia Tech r-Jr. WR **Malik Rutherford** became the 13th player in Georgia Tech history with 100 career receptions when he reached the century mark against Louisville on Sept. 21.

# 1,000/17

Georgia Tech So. WR **Eric Singleton, Jr.** reached 1,000 receiving yards in his collegiate career against Louisville on Sept. 21. Singleton hit the 1,000-yard mark in only his 17th collegiate game, which was the second-fewest games ever needed by a Yellow Jacket to amass 1,000 career receiving yards. College and Pro Football Hall of Famer Calvin Johnson needed just 14 games to reach the 1,000-yard mark in 2004-05.

**A GEORGIA TECH WIN WOULD ...**

- up the Yellow Jackets to 4-2 overall on the season, which would be its best start since it also began 4-2 in 2017;
- even its ACC record at 2-2;
- move it to 3-0 at home this season;
- give the Jackets their first three-game home winning streak since they won eight in a row at Bobby Dodd Stadium from Oct. 15, 2016-Nov. 11, 2017;
- up the Yellow Jackets to 11-1 in games that have followed a defeat under head coach **Brent Key**;
- be its fourth-straight win over Duke;
- up it to 55-35-1 all-time against Duke;
- up it to 32-14-1 all-time versus Duke at home;
- be its third win in four all-time matchups with Duke when the Blue Devils come into the game at 5-0 or better.

**A GEORGIA TECH LOSS WOULD ...**

- even its record at 3-3 overall and drop it to 1-3 in ACC play;
- give it consecutive defeats for the first time since Oct. 20 and 29, 2022 (vs. Virginia, at Florida State) and drop the Jackets to 10-2 in games that have followed a loss under head coach **Brent Key**;
- be its first loss to Duke since 2019, snapping a three-game winning streak against the Blue Devils;
- drop it to 54-36-1 all-time against Duke;
- be only its 15th loss in 47 all-time home games against Duke.



**GEORGIA TECH HEAD COACH BRENT KEY**

Brent Key, a Georgia Tech alumnus and football letterwinner, was officially named the 21st head coach in Tech football history on Nov. 29, 2022.

After winning just 10 of its previous 38 games, Georgia Tech is 11-10 in Key's 21 games as the head coach at his alma mater, including a 7-6 mark in his first full season at the helm in 2023. The winning season was Tech's first since 2018 and was capped by a 30-17 win over UCF in the 2023 Union Home Mortgage Gasparilla Bowl in Tampa, Fla., which was the Yellow Jackets' first postseason victory since 2016.

The Jackets' 7-6 mark in 2023 included wins over No. 17 Miami (Fla.) and No. 17 North Carolina, which moved Georgia Tech to 4-0 against nationally ranked Atlantic Coast Conference opponents in Key's 21 games as head coach. Tech finished 5-3 overall in ACC play in '23, good for a tie for fourth place in the 14-team conference after being picked to finish 12th in the league's preseason poll.

The Yellow Jackets' success in 2023 was highlighted by one of the nation's most prolific offenses. Befitting Key's background as an all-ACC offensive lineman and one of college football's most successful offensive line coaches, the Jackets led the ACC and ranked among the top 15 nationally in rushing offense (203.8 ypg – 12th nationally) and sacks allowed (1.15 pg – 15th) in '23.

However, the offense wasn't the only area where the Jackets reflected their head coach's identity in '23, as they also ranked among the ACC and national leaders in blocked kicks (four – good for first in the ACC and a tie for third nationally), turnovers forced (25 – second in the ACC and ninth nationally) and fewest penalties (5.15 pg – third in the ACC).

Seven different Yellow Jackets earned all-ACC recognition in 2023, highlighted by all-America safety Jaylon King. Additionally, three freshmen – PK Aidan Birr, OL Ethan Mackenny and WR Eric Singleton Jr. – earned freshman all-America honors, putting a spotlight on the Jackets' bright future under Key.

Key took the reins of the program on a full-time basis after leading the Yellow Jackets to a 4-4 record over the final eight games of the 2022 season as interim head coach. The four wins included two road victories over nationally ranked opponents – a 26-21 win at No. 24 Pitt in his first game at the helm on Oct. 1 and a 21-17 triumph at No. 11 North Carolina on Nov. 19. The Jackets overcame a plethora of injuries – including to its top two quarterbacks – to finish 5-7 overall and 4-4 in Atlantic Coast Conference play after a 1-3 (0-1 ACC) start. The overall and conference win totals were Tech's highest since 2018, as was its fourth-place finish in the ACC Coastal Division standings (the Jackets defeated all three teams that finished ahead of them in the division standings – North Carolina, Pitt and Duke).

A 2001 Georgia Tech graduate (management), Key is the fifth Tech alumnus to serve as the Yellow Jackets' head coach, joining William Alexander (1912 graduate; head coach from 1920-44), Bill Fulcher (1956; 1972-73), Pepper Rodgers (1955; 1974-79) and Bill Curry (1965; 1980-86). Key played offensive line for the Jackets from 1996-2000.

Prior to being named Georgia Tech's interim head coach on Sept. 26 of this season, Key was in his fourth season as the Yellow Jackets' assistant head coach, run game coordinator and offensive line coach. In his four seasons at his alma mater, Georgia Tech's run game produced an all-American, three all-Atlantic Coast Conference honorees and finished in the top half of the ACC in rushing offense twice. Key has also mentored a pair of all-ACC offensive linemen.

Despite battling a rash of injuries across the offensive front throughout the season, 2021 marked the second-straight season that Tech's rushing offense ranked in the top half of the ACC under Key's watch, with tackle Devin Cochran earning honorable-mention all-ACC recognition before going on to sign with the National Football League's Cincinnati Bengals.

In 2020, the Jackets ranked fourth in the ACC in fewest sacks allowed (2.3 per game) and fifth in the league in rushing (190.8 yards per game), all with a true freshman (Jordan Williams) starting 9-of-10 games at right tackle.

Despite a multitude of injuries, the Jackets' offensive line improved throughout the 2019 season, as it went through the monumental transition from an option-based scheme to a pro-style, spread attack. During a one late-season three-game stretch, Tech faced teams that ranked first (Pitt), fourth (Miami) and eighth (Virginia) nationally in sacks. Tech's offensive front allowed just five total sacks in those three games, including none against eventual ACC Coastal Division champion Virginia. In all, the Jackets didn't surrender a sack in two of its final four contests.

Key came back to his alma mater after three seasons as offensive line coach at Alabama (2016-18), where he helped lead the Crimson Tide to two Southeastern Conference championships, three College Football Playoff championship games and the 2017 national title.

In each of his three seasons at Alabama, Key's offensive lines were finalists for the Joe Moore Award, which is presented annually to the nation's top offensive front, and was the only group in the nation to receive the honor all three seasons. He also coached four All-Americans (including two unanimous picks – tackle Cam Robinson in 2016 and tackle Jonah Williams in 2018) and nine all-SEC selections (including seven first-teamers) during his time with the Tide. In addition to being unanimous All-Americans, Robinson won the 2016 Outland Trophy as the nation's best interior lineman and Williams was a finalist for the award in '18. They also won the Jacobs Blocking Trophy (SEC's top offensive lineman) in '16 and '18, respectively.

Seven linemen that Key coached in his three seasons at Alabama went on to be selected in the National Football League Draft — Jerrick Wills (No. 10 overall, Cleveland Browns, 2020), Williams (No. 11 overall, Cincinnati Bengals, 2019), Alex Leatherwood (No. 17 overall, Las Vegas Raiders, 2021), Robinson (No. 34 overall, Jacksonville Jaguars, 2017), Ross Pierschbacher (fifth round, Washington Redskins, 2019), Bradley Bozeman (sixth round, Baltimore Ravens, 2018) and Deonte Brown (sixth round, Carolina Panthers, 2021).

Key was also lauded for his work on the recruiting trail at Alabama. He was tabbed as the nation's No. 2 recruiter by 247Sports for his work in landing the Crimson Tide's 2019 class and the No. 1 recruiter in the nation for his efforts with the 2020 class.

Prior to his three-year stint at Alabama, Key spent 11 seasons at UCF (2005-15). He started at UCF as a graduate assistant and worked his way up to assistant head coach (2012-15) and offensive coordinator (2014-15). He also coached tight ends for three seasons (2006-08), offensive line for six seasons (2009-14), running backs for one season (2015), was special teams coordinator for one season (2008) and recruiting coordinator for six seasons (2007, 2010-14) with the Knights. In 2012, 2013 and 2014, Key was nominated for the Broyles Award, given to the top assistant coach in college football.

During Key's 11 seasons at UCF, the Knights won four conference championships (2007, 2010, 2013 and 2014), highlighted by a 12-1 campaign in 2013, which culminated with a 52-42 win over No. 5 Baylor in the Fiesta Bowl. The Knights beat two top-10 teams in '13 (Baylor and No. 8 Louisville) and Key's offensive front, which did not allow a sack against Penn State, Louisville, UConn or Baylor, helped pave the way for UCF to average 441.5 yards and 34.6 points per game, both among the highest marks in program history. His offensive line also provided protection for American Athletic Conference Offensive Player of the Year Blake Bortles.

In his six seasons as UCF's offensive line coach, eight different linemen earned all-conference recognition a total of 16 times and four went on to play in the NFL, including 2011 third-round draft pick Jah Reid. He also coached an NFL draft pick at tight end in Mike Merritt (2008).

During his time at UCF, Key coached under his head coach as a student-athlete at Georgia Tech, George O'Leary.

Key got his start in coaching as a graduate assistant at Georgia Tech in 2001-02 and served as tight ends and running backs coach at Western Carolina in 2004.

After redshirting as a true freshman, Key was a four-year starter at Georgia Tech (1997-2000). While making 44-straight starts at right guard, Key was a part of a senior class that led Georgia Tech to four-straight bowl appearances for the first time since 1953-56. As a sophomore in 1998, he helped lead Tech to a 10-2 record and a share of the ACC championship. During his junior campaign in 1999, the Jackets ranked No. 1 nationally in total offense (509.0 ypg). He was voted a team captain and all-ACC as a senior in 2000. In all, he was a key cog in an offensive front that helped the Yellow Jackets lead the ACC in rushing three times.

A Clay, Ala. native, Key, 46, was an all-state performer at Hewitt-Trussville H.S. He and his wife, Danielle, have a daughter, Harper.

<p><b>THE BRENT KEY FILE</b></p> <p><b>Personal</b>                  Hometown: Clay, Ala.                  Education: Georgia Tech, 2001                  Family: Wife: Danielle; Child: Harper</p> <p><b>Coaching Experience</b>                  2001-02 – Georgia Tech (Graduate Assistant)                  2004 – Western Carolina (Tight Ends/Running Backs)                  2005 – UCF (Graduate Assistant)                  2006 – UCF (Tight Ends)                  2007 – UCF (Tight Ends/Recruiting Coordinator)                  2008 – UCF (Tight Ends/Special Teams Coordinator)                  2009 – UCF (Offensive Line)                  2010-11 – UCF (Offensive Line/Recruiting Coordinator)                  2012-13 – UCF – (Asst. Head Coach/OL/Recruiting Coord.)                  2014 – UCF (Asst. Head Coach/OC/OL/Recruiting Coord.)                  2015 – UCF (Asst. Head Coach/OL/Running Backs)                  2016-18 – Alabama (Offensive Line)                  2019-22 – Georgia Tech (Asst. HC/Run Game Coord./OL)                  2022 – Georgia Tech (Interim Head Coach)  <b>2023- – Georgia Tech (Head Coach)</b></p>	<p><b>GEORGIA TECH ALUMNI TO SERVE AS TECH FOOTBALL'S HEAD COACH</b></p> <p><b>William Alexander</b>                  Graduated from Georgia Tech: 1912                  Seasons as head coach: 1920-44 (25 seasons)                  Record as head coach: 134-95-15 (.580)</p> <p><b>Bill Fulcher</b>                  Graduated from Georgia Tech: 1956                  Seasons as head coach: 1972-73 (Two seasons)                  Record as head coach: 12-10-1 (.543)</p> <p><b>Pepper Rodgers</b>                  Graduated from Georgia Tech: 1955                  Seasons as head coach: 1974-79 (Six seasons)                  Record as head coach: 34-31-2 (.522)</p> <p><b>Bill Curry</b>                  Graduated from Georgia Tech: 1965                  Seasons as head coach: 1980-86 (Seven seasons)                  Record as head coach: 31-43-4 (.423)</p> <p><b>Brent Key</b>                  Graduated from Georgia Tech: 2001                  Seasons as head coach: 2022 (interim); 2023-pres. (permanent)                  Record as head coach: 14-12 (.538)</p>
---	--

**GEORGIA TECH-DUKE SERIES HISTORY**

• Saturday's game is the 91st all-time between Georgia Tech and Duke.

• The Yellow Jackets and Blue Devils first met on the gridiron in 1933 and went on to play annually for 90-straight seasons from 1933-2022.

• The streak of 90-consecutive annual matchups came to an end in 2023, when the ACC did not schedule the teams to meet for the first time since 1933.

• Duke is Tech's third-most common opponent all-time.

**GEORGIA TECH'S MOST COMMON OPPONENTS**

	Games	First Meeting	Series Record
Georgia	117	1893	UGA leads 71-41-5
Auburn	92	1892	AU leads 47-41-4
<b>Duke</b>	<b>90</b>	<b>1933</b>	<b>GT leads 54-35-1</b>
Clemson	89	1898	GT leads 50-36-2*
North Carolina	56	1915	GT leads 31-22-3

\* GT vacated its win in the 2009 ACC Championship Game due to NCAA sanctions

• Georgia Tech holds a commanding 54-35-1 advantage in the all-time series.

• Tech has won the last three games in the series (56-33 in 2020, 31-27 in 2021 and 23-20 in OT in 2022), giving it three-consecutive wins over Duke for the first time since 2011-13.

• The Yellow Jackets have been especially dominant against the Blue Devils in Atlanta, as the Jackets are 31-14-1 all-time against the Devils at home and have won 12 of the last 14 matchups at Bobby Dodd Stadium, dating back to 1996.

• Georgia Tech is 26-7 overall against Duke since 1990. However, after the Yellow Jackets came out on top 18 times in a 19-year stretch from 1995-2013, the Blue Devils have won five of the last nine games in the series.

• In 91 all-time matchups between Georgia Tech and Duke, Saturday's game marks only the fourth time that the Blue Devils come into the contest at 5-0 or better. In two of the previous three GT-Duke matchups when the Devils were 5-0 or better, Tech won to knock Duke from the ranks of the unbeaten.

**GEORGIA TECH-DUKE GAMES WHEN DUKE COMES INTO THE GAME AT 5-0 OR BETTER**

Date	DU Record/Rank	GT Record/Rank	Site	Result
12/2/1933	9-0/-	4-5/-	GT	GT - 6-0
11/1/1941	5-0/No. 4	2-2/-	GT	DU - 14-0
11/1/1952	6-0/No. 6	6-0/No. 4	GT	GT - 28-7

• The Georgia Tech-Duke series is not exactly known for down-to-the-wire finishes. Of the 61 meetings since 1961, only 12 have been decided by seven points or less.

• However, each of the last two matchups have been barn-burners, The Yellow Jackets' 31-27 win at Duke on Oct. 9, 2021 saw Tech score the winning touchdown on a 36-yard touchdown pass with 51 seconds to go in the game. Tech's 23-20 overtime triumph over the Blue Devils on Oct. 8, 2022 at Bobby Dodd Stadium was the first overtime game in the 90 all-time matchups between Georgia Tech and Duke.

• In addition to being the first overtime game in series history, Tech's 23-20 OT thriller over Duke in 2022 was **Brent Key's** first home game and second game overall as the Yellow Jackets' interim head coach. He would go on to be named the Jackets' permanent head coach following the conclusion of the '22 season.

**GEORGIA TECH-DUKE SERIES RESULTS**

(SINCE GT OFFICIALLY BEGAN ACC PLAY IN 1983)

DATE	RANK		GT RESULT		
	GT	DU	H/A	W/L/T	SCORE
10/29/1983	-	-	A	L	26-32
11/3/1984	-	-	H	W	31-3
11/2/1985	-	-	A	W	9-0
11/1/1986	-	-	H	W	34-6
10/31/1987	-	-	A	L	14-48
10/29/1988	-	-	H	L	21-31
10/28/1989	-	-	A	L	19-30
10/27/1990	16/12	-	H	W	48-31
11/2/1991	-	-	A	W	17-6
10/31/1992	-	-	H	W	20-17
10/30/1993	-	-	A	W	47-14
9/24/1994	-	-	H	L	12-27
10/7/1995	-	-	A	W	37-21
9/26/1996 (TH)	-	-	H	W	48-22
11/15/1997	-	-	A	W	41-38
10/3/1998	-	-	H	W	41-13
10/16/1999	8/9	-	A	W	38-31
10/21/2000	-	-	H	W	45-10
10/6/2001	17/17	-	A	W	37-10
11/16/2002	-	-	H	W	17-2
11/8/2003	-	-	A	L	17-41
10/16/2004	-	-	H	W	24-7
10/15/2005	-	-	A	W	35-10
11/18/2006	18/18	-	H	W	49-21
11/10/2007	-	-	A	W	41-24
10/4/2008	-	-	H	W	27-0
11/14/2009	7/7	-	A	W	49-10
11/20/2010	-	-	H	W	30-20
11/19/2011	rv/23	-	A	W	38-31
11/17/2012	-	-	H	W	42-24
9/14/2013	rv/rv	-	A	W	38-14
10/11/2014	22/23	-	H	L	25-31
9/26/2015	20/20	-	A	L	20-34
10/29/2016	-	-	H	W	38-35
11/18/2017	-	-	A	L	20-43
10/13/2018	-	-	H	L	14-28
10/12/2019	-	-	A	L	23-41
11/28/2020	-	-	H	W	56-33
10/9/2021	-	-	A	W	31-27

For full series results, see pp. 220-221 of 2022 Georgia Tech football information guide.

**2024 ACC STANDINGS**

	ACC		Overall	
Clemson	2-0	1.000	3-1	.750
Miami (Fla.)	1-0	1.000	5-0	1.000
Duke	1-0	1.000	5-0	1.000
Boston College	1-0	1.000	4-1	.800
SMU	1-0	1.000	4-1	.800
Louisville	1-0	1.000	3-1	.750
Virginia	1-0	1.000	3-1	.750
Syracuse	1-1	.500	3-1	.750
Stanford	1-1	.500	2-2	.500
<b>Georgia Tech</b>	<b>1-2</b>	<b>.333</b>	<b>3-2</b>	<b>.600</b>
Florida State	1-3	.250	1-4	.200
Pitt	0-0	.000	4-0	1.000
Cal	0-1	.000	3-1	.750
North Carolina	0-1	.000	3-2	.600
NC State	0-1	.000	3-2	.600
Virginia Tech	0-1	.000	2-3	.400
Wake Forest	0-1	.000	1-3	.250

**TECH vs. RANKED OPPONENTS**

• Georgia Tech is 5-4 against ranked opponents under head coach **Brent Key**.

• The Yellow Jackets are an ultra-impressive 5-1 against ranked Atlantic Coast Conference competition under Key, with four of the five wins coming away from home (26-21 at No. 24 Pitt - Oct. 1, 2022; 21-17 at No. 13/11 North Carolina - Nov. 19, 2022; 23-20 at No. 17 Miami (Fla.) - Oct. 7, 2023; 46-42 vs. No. 17 North Carolina - Oct. 28, 2023; 24-21 vs. No. 10 Florida State, Aug. 24, 2024). The Jackets suffered their first defeat to a ranked ACC opponent under Key in their 31-19 loss at Louisville on Sept. 21.

• With a pair of wins over nationally ranked teams in each of the last two seasons, the Yellow Jackets have defeated multiple ranked teams in consecutive seasons for the first time since 2008 and 2009. With another win over a ranked team this season, Tech will have claimed victories over multiple ranked teams in three-straight seasons for the first time since 1955-57.

• Key became the second coach in Georgia Tech history to ever defeat a ranked opponent in his first game as the Yellow Jackets' head coach when the Yellow Jackets knocked off No. 24 Pitt, 26-21, on Oct. 1, 2022. Tech head coaches were previously 1-4 when facing nationally ranked teams in their GT debuts (Bill Fulcher - L, 34-3 vs. No. 15 Tennessee - 1972; Pepper Rodgers - L, 31-7 vs. No. 2 Notre Dame - 1974; Bill Curry - L, 26-3 vs. No. 2 Alabama - 1980; Mac McWhorter - W, 24-14 vs. No. 11 Stanford - 2001 Seattle Bowl; Geoff Collins - L, 52-14 vs. No. 1 Clemson - 2019).

**GEORGIA TECH ALL-TIME vs. AP TOP 25**

	ALL	H	A	N	BOWL
Top 25	96-186-6	51-84-4	28-93-2	17-13	16-8
vs. ACC	32-47	19-21	12-25	1-2	0-0
vs. No. 1	2-13-1	1-5-1	1-8	0-0	0-0
vs. No. 2	0-10-1	0-5-1	0-4	0-1	0-0
vs. No. 3	1-11	0-6	1-5	0-0	0-0
vs. No. 4	3-12	2-8	1-4	0-0	0-0
vs. No. 5	3-13	1-8	2-6	0-0	0-0
vs. No. 6	5-7	3-4	1-4	1-0	1-0
vs. No. 7	3-13	2-5	0-6	1-2	1-1
vs. No. 8	5-10	3-4	1-6	1-0	1-0
vs. No. 9	7-11	4-3	1-6	1-1	1-1
vs. No. 10	5-10	0-4	1-5	-1	3-1
vs. No. 11	4-7	1-2	1-4	2-1	2-1
vs. No. 12	5-6	2-2	2-4	1-0	1-0
vs. No. 13	7-8	2-2	3-3	1-2	1-1
vs. No. 14	2-12	1-7	1-5	0-0	0-0
vs. No. 15	4-6-2	3-5-1	0-1-1	1-0	1-0
vs. No. 16	5-5-2	4-0-1	1-4-1	0-1	0-0
vs. No. 17	11-6	7-2	2-2	2-2	2-2
vs. No. 18	7-7	4-3	3-4	0-0	0-0
vs. No. 19	7-4	2-1	3-3	2-0	2-0
vs. No. 20	4-8	3-5	1-3	0-0	0-0
vs. No. 21	2-1	2-1	0-0	0-0	0-0
vs. No. 22	2-4	2-2	0-2	0-0	0-0
vs. No. 23	3-1	1-0	2-0	0-1	0-1
vs. No. 24	1-0	0-0	1-0	0-0	0-0
vs. No. 25	2-4*	1-2	0-1	1-1	0-0

\* One win vacated due to NCAA sanctions

**TECH IN THE NATIONAL RANKINGS**

• Georgia Tech was nationally ranked for the first time since 2015 when it came in at No. 23 in the *Associated Press* Top 25 poll on Sept. 3.

• The Yellow Jackets' ranking was their first since they were No. 20 in AP poll on Sept. 20, 2015.

• Tech has been ranked in the AP poll 308 times since the poll's inception in 1936 (the poll listed 20 teams from 1936-88, except for from 1961-67, when only 10 teams were ranked; it began ranking 25 teams in 1989).

**ASSOCIATED PRESS TOP 25 POLL (SEPT. 29)**

Team (1st-place votes)	Points	Record	Prev.
1 Alabama (40)	1549	4-0	4
2 Texas (19)	1525	5-0	1
3 Ohio State (4)	1445	4-0	3
4 Tennessee	1356	4-0	5
5 Georgia	1329	3-1	1
6 Oregon	1216	4-0	8
7 Penn State	1208	4-0	9
8 Miami (FL)	1170	5-0	7
9 Missouri	1085	4-0	11
10 Michigan	913	4-1	12
11 Southern California	854	3-1	13
12 Ole Miss	799	4-1	7
13 LSU	757	4-1	15
14 Notre Dame	748	4-1	16
15 Clemson	694	3-1	17
16 Iowa State	656	4-0	18
17 BYU	549	5-0	22
18 Utah	467	4-1	10
19 Oklahoma	428	4-1	21
20 Kansas State	398	4-1	23
21 Boise State	253	3-1	25
22 Louisville	223	3-1	15
23 Indiana	172	5-0	NR
24 Illinois	169	4-1	19
T-25 Texas A&M	122	4-1	24
T-25 UNLV	122	4-0	NR

Other receiving votes: Arizona 106, Pittsburgh 42, Nebraska 30, Boston College 18, Iowa 17, James Madison 13, Oklahoma State 8, South Carolina 8, Rutgers 7, Kentucky 6, Navy 6, SMU 4, Army 2, Colorado 1.

**U.S. LBM COACHES TOP 25 POLL (SEPT. 29)**

Team (1st-place votes)	Points	Prev.	Record
1 Texas (29)	1,339	2	5-0
2 Alabama (19)	1,330	4	4-0
3 Ohio State (7)	1,281	3	4-0
4 Tennessee	1,163	6	4-0
5 Georgia	1,153	1	3-1
6 Oregon	1,090	7	4-0
7 Penn State	1,062	8	4-0
8 Miami (Fla.)	981	9	5-0
9 Missouri	948	11	4-0
10 Michigan	792	12	4-1
11 Mississippi	743	5	4-1
12 LSU	725	13	4-1
13 Notre Dame	702	14	4-1
14 Clemson	671	15	3-1
15 USC	660	16	3-1
16 Iowa State	500	19	4-0
17 Oklahoma	470	18	4-1
18 Utah	408	10	4-1
19 Brigham Young	375	22	5-0
20 Kansas State	242	25	4-1
21 Texas A&M	198	24	4-1
22 Louisville	197	17	3-1
23 UNLV	180	23	4-0
24 Indiana	143	NR	5-0
25 Illinois	122	21	4-1

Others receiving votes: Boise State 103, Pittsburgh 51, Arizona 44, Rutgers 35, Iowa 29, James Madison 25, Duke 22, Kentucky 17, Oklahoma State 15, SMU 14, Nebraska 12, Navy 9, Colorado 9, Boston College 6, Army 3, Liberty 2, UCF 2, Tulane 1, South Carolina 1

*Georgia Tech opponents in italics*

**OFFENSE**

• Through four games, Georgia Tech's offense ranks among the top 25 nationally in eight official statistical rankings.

**OFFENSIVE STATISTICAL RANKINGS - 2024**

Category	No.	National	ACC
Sacks Allowed	0	1st	1st
Completion Pct.	.727	3rd	1st
Turnovers Lost	2	5th	1st
Passes Had Intercepted	1	7th	1st
Fumbles Lost	1	13th	2nd
Red Zone Offense	.941	22nd	3rd
Passing Efficiency	164.01	22nd	5th
4th-Down Conversion Pct.	.700	24th	3rd

• Georgia Tech's offense also ranks among the top 45 nationally in yards per play, yards per pass attempt and yards per rush.

• Georgia Tech is averaging 6.5 yards per play, which ranks 23rd nationally.

• In 2023, only 10 teams averaged better than 6.5 yards per play for the season.

• The Jackets are averaging 8.5 yards per pass attempt, which ranks 28th nationally this season.

• In 2023, only 17 teams averaged better than 8.5 yards per pass attempt for the season.

• The Yellow Jackets are averaging 4.8 yards per rush, which ranks 44th nationally this season.

• In 2023, only 24 teams averaged better than 4.8 yards per rush for the season.

• Georgia Tech has not surrendered a sack through five games this season and six consecutive games overall, dating back to last year's season-ending win over UCF in the Union Home Mortgage Gasparilla Bowl.

• Tech is one of only three NCAA Division I FBS teams — and the only one from a Power Four conference — that has not surrendered a sack this season.

**TEAMS THAT HAVE NOT ALLOWED A SACK IN 2024**

— FBS

Team	Games Played	Pass Attempts
Georgia Tech	5	150
New Mexico	5	193
Army West Point	4	32

• With no sacks allowed in its last six games, Georgia Tech has doubled its previous record for consecutive games with no sacks allowed since sacks became an official NCAA statistic in 2000.

**MOST CONSECUTIVE GAMES WITH 0 SACKS ALLOWED**

— GEORGIA TECH HISTORY\*

Games	Dates	Opponents
6	Dec. 22, 2022-pres.	UCF, FSU, GSU, SYR, VMI, LOU
3	Oct. 25-Nov. 8, 2014	PITT, UVA, NCSU
3	Sept. 29-Oct. 13, 2007	CLEM, MD, MIA
3	Oct. 6-29, 2005	NCSU, DUKE, CLEM
3	Nov. 9-25, 2000	UVA, MD, UGA

\* since sacks became an official NCAA statistic in 2000

• Dating back to the final two games of the 2022 season, Georgia Tech has not surrendered a sack in 11 of its last 20 games.

• Prior to allowing not allowing a sack in 11 of their last 20 games, the Yellow Jackets had surrendered a sack in 27-of-28 games.

• Tech's .727 completion percentage (109-of-150) leads the ACC, ranks third nationally and is on pace to shatter the single-season school record of .652 (208-of-319), set in 1999.

• After finishing 93rd nationally and ninth in the ACC with 21 turnovers lost last season, Georgia Tech ranks fifth nationally and leads the ACC with just two turnovers lost through five games this season.

• In addition to ranking fifth nationally in fewest turnovers lost, the Yellow Jackets also rank in the top 15 nationally in fewest interceptions thrown (1 - t-7th) and fewest fumbles lost (1 - t-13th).

• The Yellow Jackets are a near perfect 16-for-17 in the red zone this season, with 14 touchdowns and two field goals.

• On Sept. 14 vs. VMI, Georgia Tech set season highs in nearly every offensive category, including points (59), passing yards (382) and total yards (572).

• Tech's 59 points against VMI were its most in a game since a 66-31 win over Louisville on Oct. 5, 2018.

• The Yellow Jackets' 30 first downs vs. VMI were tied for the ninth-most in program history and the most since the Jackets had a program-record 35 at Virginia Tech on Oct. 25, 2018.

• Georgia Tech's 382 passing yards vs. VMI were the sixth-most in program history and were the most since the Yellow Jackets had a program-record 486 versus Virginia on Nov. 10, 2001.

• Tech's 38 first-half points against VMI were tied for the 10th-most points in any half in program history and were the most since the Jackets scored 48 points in the first half vs. Alcorn State on Sept. 3, 2015.

• The Yellow Jackets' five touchdowns in the first half vs. VMI were tied for the 10th-most in a half in program history and were the Jackets' most since they scored five TDs in the second half vs. Louisville on Oct. 9, 2020.

• Georgia Tech's 363 yards of total offense in the first half against VMI were the 11th-most in any half in program history and were the Yellow Jackets' most since they had 364 yards in the second half vs. Tennessee on Sept. 4, 2017.

• On Sept. 7 at Syracuse, Georgia Tech was relatively contained offensively through the first three-and-a-half quarters, as it had just 247 yards of offense with 8:39 to go in the game. However, the Yellow Jackets exploded for 131 yards in a 6:08 span late in the final period, scoring two touchdowns and cutting their deficit from 31-14 to 31-28.

• On Aug. 31 vs. Georgia State, Georgia Tech also had a relatively slow start on offense. The Yellow Jackets had just 79 total yards, including only 8 rushing yards, with 3:49 to go in the first half. However, the Jackets went on to amass 420 yards, including 217 on the ground, over the final 33:49 of the game and finished with 499 yards of total offense.

• In its last game, a 31-19 loss at No. 19/20 Louisville (Sept. 21), Georgia Tech had its streak of 17-straight games scoring at least 21 points snapped. The 17-game string of consecutive 21-point games was Tech's longest since it scored at least 21 in 17 games in a row from 2014-15 (all 14 games in '14 plus first three contests in '15).

**OFFENSE**

- Georgia Tech has scored 30 or more points eight times since the beginning of last season, after only scoring 30 or more a total of nine times in the previous four seasons combined (2019-22).
- A dominant ground game has been a predictor of Georgia Tech's success in recent seasons, as Tech has run for at least 200 yards in 13 of its last 24 wins, including 225 yards on the ground in this season's 35-12 win over Georgia State (Aug. 31).
- Georgia Tech has completed at least 21 passes in each of its last four games (25 vs. Georgia State - Aug. 31; 29 at Syracuse - Sept. 7; 23 vs. VMI - Sept. 14 and 21 at Louisville - Sept. 21), which all rank among the Yellow Jackets' top 20 single-game completions totals over the last 22 seasons.
- Tech's 29 completions at Syracuse were tied for the fourth-most in program history and were the Yellow Jackets' most in a game since they completed 30 vs. Maryland on Oct. 17, 2002.

**MOST COMPLETIONS IN A GAME (SINCE 2003)**

Completions	Opponent	Year	Result
<b>1. 29</b>	<b>at Syracuse</b>	<b>2024</b>	<b>L, 31-28</b>
2. 28	at Ole Miss	2023	L, 48-23
3. 27	at Virginia	2021	L, 48-40
27	at Duke	2003	L, 41-17
<b>5. 25</b>	<b>Georgia State</b>	<b>2024</b>	<b>W, 35-12</b>
25	North Carolina	2005	W, 27-21
7. 24	Virginia	2023	W, 45-17
24	S.C. State	2022	W, 48-13
24	Miami (Fla.)	2022	L, 35-14
24	Pitt	2020	L, 52-21
24	NC State	2003	W, 29-21
<b>12. 23</b>	<b>VMI</b>	<b>2024</b>	<b>W, 59-7</b>
23	North Carolina	2023	W, 46-42
23	Bowling Green	2023	L, 38-27
23	Duke	2022	W, 23-20
23	Clemson	2022	L, 41-10
23	at Florida State	2020	W, 16-13
<b>18. 21</b>	<b>at Louisville</b>	<b>2024</b>	<b>L, 31-19</b>
21	at UCF	2022	L, 27-10
21	at Miami (Fla.)	2021	L, 33-30
21. 20	at Georgia	2022	L, 37-14
20	at Clemson	2021	L, 14-8

- Georgia Tech completed passes to 12 different receivers vs. VMI (Sept. 14), which tied a school record originally set on Dec. 5, 1981 vs. Georgia.
- Georgia Tech's 12 different players with a reception vs. VMI not only matched the school record, but also marked the second time this season that at least 11 different Yellow Jackets have had a reception in a game (11 vs. Georgia State - Aug. 31) and the fourth time in 18 games since the beginning of last season that at least 10 different players have caught passes in a game for Tech (10 at Ole Miss - Sept. 16, 2023 and 10 at Virginia - Nov. 4, 2023).
- Prior to having at least 10 different players with a reception four times over the last two seasons, the feat had only been accomplished 16 times in the 130 previous seasons of Georgia Tech football.

**MOST PLAYERS WITH A RECEPTION — GT HISTORY**

Players	Opponent	Date
<b>1. 12</b>	<b>VMI</b>	<b>Sept. 14, 2024</b>
12	Georgia	Dec. 5, 1981
<b>3. 11</b>	<b>Georgia State</b>	<b>Aug. 31, 2024</b>
11	Virginia	Nov. 9, 2000
11	Duke	Sept. 24, 1994
11	Furman	Sept. 11, 1993
11	Virginia	Sept. 19, 1992
11	Penn State	Aug. 28, 1991
11	Chattanooga	Sept. 22, 1990
11	Auburn	Oct. 18, 1986
11. 10	10 times	
	most recently:	Virginia
		Nov. 4, 2023

- The most consistent mark of Georgia Tech's success on offense is its ability to take care of the football. Since the beginning of 2020, Georgia Tech has averaged just 1.0 turnovers per game in wins but has averaged 1.9 turnovers per game in losses.
- Georgia Tech's offense is guided by second-year offensive coordinator **Buster Faulker**, who came to Tech after winning two national championships in three seasons as a quality control assistant at Georgia (2020-22).

- Faulker boasts 19 years of experience on college football staffs, including 13 seasons as an offensive coordinator at Valdosta State (2008), Murray State (2010), Middle Tennessee (2011-15), Arkansas State (2016-18), Southern Miss (2019) and Georgia Tech (2023-pres.).

- In Faulker's first season at the helm of Georgia Tech's offense in 2023, the Yellow Jackets ranked among the nation's leaders in rushing offense (12th - 203.8 ypg), fewest sacks allowed (15th - 1.15/gm) and fewest fumbles lost (15th - 4).

**QUARTERBACKS**

- Through five games this season, r-Jr. **Haynes King** has added to his resume as one of college football's top signal-callers.
- King ranks among the top 25 nationally in five official statistical categories this season.

**HAYNES KING STATISTICAL RANKINGS - 2024**

Category	No.	National	ACC
Completion %	.739	5th	1st
Yards/pass attempt	9.23	17th	4th
Passing Yards	1,274	21st	3rd
Total Offense	298.0	22nd	5th
Passing Efficiency	164.4	23rd	6th

- Most notably, King has completed 73.9% of his passes this season (102-of-138) with six touchdowns and just one interception.
- King's .739 completion percentage ranks fifth nationally and leads the ACC this season.
- If King's .739 completion percentage were to stand up through the season, it would shatter the single-season school record of .666, set by Joe Hamilton in 1999 (203-of-305), when he finished second in voting for the Heisman Trophy.
- King has connected on at least better than 70% of his passes in 3-of-5 games this season — 82.8% vs. Georgia State (24-of-29 - Aug. 31), 74.4% at Syracuse (29-of-39 - Sept. 7) and 77.3% vs. VMI (17-of-22 - Sept. 14).
- King's .828 completion percentage vs. Georgia State is the second-highest in Georgia Tech history (min. 20 attempts).

- King is one of only two players in Georgia Tech history that has completed at least 80% of his passes in a game with at least 20 attempts, a feat that he has now accomplished twice.

**COMPLETION PERCENTAGE — GT HISTORY (MIN. 20 ATTS)**

Comp.%	Player	Opponent	Date
.880 (22-25)	Joe Hamilton	Florida State	9/11/99
<b>.828 (24-29)</b>	<b>Haynes King</b>	<b>Georgia State</b>	<b>8/31/24</b>
.809 (17-21)	Joe Hamilton	Maryland	11/22/97
.808 (21-26)	Joe Hamilton	Virginia	11/8/97
<b>.800 (16-20)</b>	<b>Haynes King</b>	<b>Syracuse</b>	<b>11/18/23</b>

- Last season, King became the first passer in Georgia Tech history with multiple games in a career with a .750 completion percentage or better on a minimum of 30 attempts.

**COMPLETION PERCENTAGE — GT HISTORY (MIN. 30 ATTS)**

Comp.%	Player	Opponent	Date
.784 (29-37)	George Godsey	Virginia	11/9/00
<b>.767 (23-30)</b>	<b>Haynes King</b>	<b>North Carolina</b>	<b>10/28/23</b>
<b>.767 (23-30)</b>	<b>Haynes King</b>	<b>Virginia</b>	<b>11/4/23</b>
.733 (22-30)	Joe Hamilton	Clemson	11/13/99
.733 (22-30)	Joe Hamilton	Duke	11/15/97

- King's 29 completions at Syracuse (Sept. 7) tied for the third-most in Georgia Tech single-game history and tied for the second-most without an interception in the school's all-time annals. Both were the most by a Yellow Jacket since George Godsey also completed 29 passes without an INT vs. Virginia on Nov. 9, 2000.
- His performance at Syracuse marked the second time in his brief Georgia Tech career that King has completed at least 28 passes, both times doing so without an interception.

**MOST SINGLE-GAME COMPLETIONS — GT HISTORY**

Completions	Player	Opponent	Date
39	George Godsey	Virginia	11/10/01
35*	George Godsey	Clemson	10/28/00
<b>29*</b>	<b>Haynes King</b>	<b>Syracuse</b>	<b>9/7/24</b>
29*	George Godsey	Virginia	11/9/00
<b>28*</b>	<b>Haynes King</b>	<b>Ole Miss</b>	<b>9/16/23</b>
28*	A.J. Suggs	Maryland	10/17/02

\*Without an INT

- King completed 17-of-22 passes for 275 yards and three touchdowns in just one half of action vs. VMI (Sept. 14). He did not see action in the second half after helping stake the Yellow Jackets to a 38-0 halftime lead.
- King had accounted for more than 300 yards of total offense three times this season — 302 on Aug. 31 vs. Georgia State (275 passing, 27 rushing), 333 on Sept. 7 at Syracuse (266 passing, 67 rushing) and 370 on Sept. 21 at Louisville (312 passing, 58 rushing).
- King's 370 yards of total offense at Louisville (Sept. 21) were his most since he accounted for 377 in a 46-42 win over No. 17 North Carolina on Oct. 28 of last season.
- King has been responsible for three touchdowns in a game twice this season (two passing and one rushing vs. Georgia State on Aug. 31; one passing and two rushing at Syracuse on Sept. 7).

**HAYNES KING — GAME-BY-GAME**

2023	Rush	Yds.	TD	C-A-I	Yds.	TD	Off.
Louisville	10	53	0	19-32-1	313	3	366
S.C. State	1	0	0	21-29-0	290	4	290
Ole Miss	13	51	1	28-41-0	307	2	358
Wake Forest	6	53	0	16-27-1	222	2	275
Bowling Green	10	28	0	23-37-2	348	4	376
Miami (Fla.)	10	46	1	12-25-2	151	1	197
Boston College	10	150	1	14-32-3	204	1	354
North Carolina	8	90	0	23-30-1	287	4	377
Virginia	7	83	2	23-30-0	208	1	291
Clemson	11	-3	1	13-31-4	129	2	126
Syracuse	11	82	1	16-20-1	138	2	220
Georgia	10	24	2	11-20-0	158	0	182
UCF	12	89	1	7-13-1	87	1	176
<b>2023 Total</b>	<b>120</b>	<b>737</b>	<b>10</b>	<b>226-367-16</b>	<b>2,842</b>	<b>27</b>	<b>3,579</b>

2024	Rush	Yds.	TD	C-A-I	Yds.	TD	Off.
Florida State	14	64	0	11-16-0	146	0	210
Georgia State	5	27	1	24-29-1	275	2	302
Syracuse	6	67	2	29-39-0	266	1	333
VMI	0	0	0	17-22-0	275	3	275
Louisville	14	58	1	21-32-0	312	0	370
<b>2024 Total</b>	<b>39</b>	<b>216</b>	<b>4</b>	<b>102-138-1</b>	<b>1,274</b>	<b>6</b>	<b>1,490</b>
<b>GT Career</b>	<b>159</b>	<b>953</b>	<b>14</b>	<b>328-505-17</b>	<b>4,116</b>	<b>33</b>	<b>5,069</b>
<b>NCAA Career</b>	<b>200</b>	<b>1,103</b>	<b>15</b>	<b>456-731-27</b>	<b>5,695</b>	<b>43</b>	<b>6,798</b>



**OFFENSE**

- With 312 passing yards at No. 19/20 Louisville (Sept. 21) — just his 18th game at Georgia Tech — King became the 10th player in Tech history with 4,000 passing yards as a Yellow Jacket.

- King ranks ninth in Georgia Tech history with 4,116 career passing yards. He needs just 78 yards through the air on Saturday against Duke to pass John Dewberry for eighth on the Yellow Jackets' all-time passing list.

**CAREER PASSING YARDS — GT HISTORY**

	Yards	Player	Years
1.	8,882	Joe Hamilton	1996-99
2.	8,441	Shawn Jones	1989-92
3.	8,128	Reggie Ball	2003-06
4.	6,137	George Godsey	1998-01
5.	5,249	Mike Kelley	1978-81
6.	4,754	Justin Thomas	2013-16
7.	4,464	Jeff Sims	2020-22
8.	4,193	John Dewberry	1983-85
<b>9.</b>	<b>4,116</b>	<b>Haynes King</b>	<b>2023-pres.</b>
10.	4,080	Eddie McAshan	1970-72
11.	3,312	Tevin Washington	2009-12
12.	3,276	Josh Nesbitt	2007-10
13.	3,261	Donnie Davis	1992-95
14.	2,804	Taylor Bennett	2005-07
15.	2,763	Kim King	1965-67

- King's 300-yard passing game at Louisville was his fourth as a Yellow Jacket, which moved him alone into third place for the most 300-yard passing games in Georgia Tech history.

**MOST CAREER 300-YARD PASSING GAMES — GT HISTORY**

	300-yd Games	Player	Years
1.	7	Joe Hamilton	1996-99
2.	6	George Godsey	1998-01
<b>3.</b>	<b>4</b>	<b>Haynes King</b>	<b>2023-pres.</b>
	3	Jeff Sims	2020-22
5.	2	Taylor Bennett	2005-07
	2	Tom Luginbill	1994
	2	Michael Kelley	1978-81

- In all, King owns four of the 32 300-yard passing performances in Georgia Tech history.

- With 370 yards of total offense against Louisville, King also became only the 10th player in Georgia Tech history with at least 5,000 yards of total offense as a Yellow Jacket.

- King needs just 130 total yards on Saturday against Duke to pass Mike Kelley for ninth on the Yellow Jackets' all-time total offense list.

**CAREER TOTAL OFFENSE — GT HISTORY**

	Total Yards	Player	Years
1.	10,640 <i>(1,758 rush, 8,882 pass)</i>	Joe Hamilton	1996-99
2.	9,579 <i>(1,451 rush, 8,128 pass)</i>	Reggie Ball	2003-06
3.	9,296 <i>(855 rush, 8,441 pass)</i>	Shawn Jones	1989-92
4.	7,166 <i>(2,412 rush, 4,754 pass)</i>	Justin Thomas	2013-16
5.	6,125 <i>(-12 rush, 6,137 pass)</i>	George Godsey	1998-01
6.	6,082 <i>(2,806 rush, 3,276 pass)</i>	Joshua Nesbitt	2007-10
7.	5,616 <i>(1,152 rush, 4,464 pass)</i>	Jeff Sims	2020-22
8.	5,537 <i>(2,225 rush, 3,312 pass)</i>	Tevin Washington	2009-12
9.	5,198 <i>(-51 rush, 5,249 pass)</i>	Mike Kelley	1978-81
<b>10.</b>	<b>5,069</b> <b>(953 rush, 4,116 pass)</b>	<b>Haynes King</b>	<b>2023-pres.</b>
11.	4,823 <i>(630 rush, 4,193 pass)</i>	John Dewberry	1983-85
12.	4,262 <i>(182 rush, 4,080 pass)</i>	Eddie McAshan	1970-72
13.	4,093 <i>(4,066 rush, 27 pass)</i>	Robert Lavette	1981-84
14.	4,025 <i>(2,189 rush, 1,836 pass)</i>	TaQuon Marshall	2015-18
15.	4,010 <i>(749 rush, 3,261 pass)</i>	Donnie Davis	1992-95

- With 266 passing yards and 333 yards of total offense at Syracuse (Sept. 7), King surpassed 5,000 passing yards and 6,000 yards of total offense for his collegiate career, which includes three seasons at Texas A&M (2020-22).

- King needs just 202 yards of total offense and 305 yards of total offense to reach 7,000 yards of total offense and 6,000 passing yards for his collegiate career.

- At Syracuse (Sept. 7), King became the eighth player in Georgia Tech history with at least 30 touchdown passes as a Yellow Jacket.

**CAREER TOUCHDOWN PASSES — GT HISTORY**

	TD Passes	Player	Years
1.	65	Joe Hamilton	1996-99
2.	57	Reggie Ball	2003-06
3.	51	Shawn Jones	1989-92
4.	41	George Godsey	1998-01
5.	40	Justin Thomas	2013-16
<b>6.</b>	<b>33</b>	<b>Haynes King</b>	<b>2023-pres.</b>
7.	32	Eddie McAshan	1970-72
8.	30	Jeff Sims	2020-22
9.	27	John Dewberry	1983-85
10.	23	Mike Kelley	1978-81

- With 953 rushing yards in 18 games as a Yellow Jacket, King needs just 47 yards on the ground to become the 10th QB in Tech history with 1,000 rushing yards as a Jacket.

**CAREER RUSHING YARDS BY A QB — GT HISTORY**

	Rushing Yds.	Player	Years
1.	2,806	Joshua Nesbitt	2007-10
2.	2,412	Justin Thomas	2013-16
3.	2,225	Tevin Washington	2009-12
4.	2,131	TaQuon Marshall	2015-18
5.	1,758	Joe Hamilton	1996-99
6.	1,451	Reggie Ball	2003-06
7.	1,152	Jeff Sims	2020-22
8.	1,136	Tobias Oliver	2018-21
9.	1,057	Vad Lee	2012-13
<b>10.</b>	<b>953</b>	<b>Haynes King</b>	<b>2023-pres.</b>

- King was one of only two Power Five conference players that had at least 2,800 passing yards, 700 rushing yards, 25 touchdown passes and 10 touchdown runs last season, joining Heisman Trophy winner and the eventual No. 2 pick in the 2024 NFL Draft, Jayden Daniels (LSU).

**2,800 PASS YDS, 700 RUSH YDS, 25 TD PASSES, 10 TD RUNS — POWER FIVE CONFERENCES, 2023**

Player	Team	Pass Yds.	Rush Yds.	Pass TD	Rush TD
Jayden Daniels	LSU	3,812	1,134	40	10
<b>Haynes King</b>	<b>GT</b>	<b>2,842</b>	<b>737</b>	<b>27</b>	<b>10</b>

- Since 2000, the only other ACC players that have matched King's 2,800 passing yards, 700 rushing yards, 25 touchdown passes and 10 touchdown runs in a season are Louisville Heisman Trophy winner Lamar Jackson (2016 and 2017), Virginia Tech's Jerod Evans (2016) and Clemson's Deshaun Watson (2015).

**2,800 PASS YDS, 700 RUSH YDS, 25 TD PASSES, 10 TD RUNS — ACC, SINCE 2000**

Player	Team	Year(s)
<b>Haynes King</b>	<b>Georgia Tech</b>	<b>2023</b>
Lamar Jackson	Louisville	2016, 2017
Jerod Evans	Virginia Tech	2016
Deshaun Watson	Clemson	2015

- King's 27 touchdown passes last season were the second-most in Georgia Tech single-season history, just two shy of the the single-season school record of 29, set by Joe Hamilton in 1999, when he finished second in voting for the Heisman Trophy.

**SINGLE-SEASON TOUCHDOWN PASSES — GT HISTORY**

	TD Passes	Player	Year
1.	29	Joe Hamilton	1999
<b>2.</b>	<b>27</b>	<b>Haynes King</b>	<b>2023</b>
3.	23	George Godsey	2000
4.	20	Reggie Ball	2006
5.	18	Justin Thomas	2014
	18	George Godsey	2001
7.	17	Joe Hamilton	1998
8.	16	Reggie Ball	2004
	16	Eddie McAshan	1972
10.	15	Shawn Jones	1992

- King's 2,842 passing yards last season were the fourth-most in Georgia Tech single-season history, just 243 shy of the school record of 3,085 set by George Godsey in 2001.

**SINGLE-SEASON PASSING YARDS — GT HISTORY**

	Passing Yards	Player	Year
1.	3,085	George Godsey	2001
2.	3,060	Joe Hamilton	1999
3.	2,906	George Godsey	2000
<b>4.</b>	<b>2,842</b>	<b>Haynes King</b>	<b>2023</b>
5.	2,397	Shawn Jones	1992
6.	2,314	Joe Hamilton	1997
7.	2,288	Shawn Jones	1991
8.	2,424	A.J. Suggs	2002
9.	2,166	Joe Hamilton	1998
10.	2,165	Reggie Ball	2005
11.	2,147	Reggie Ball	2004
12.	2,136	Taylor Bennett	2007
13.	2,128	Tommy Luginbill	1994
14.	2,051	Mike Kelley	1979

**OFFENSE**

• King's 3,579 yards of total offense last season were the second-most in Georgia Tech single-season history, just 215 shy of the school record of 3,794, set by Joe Hamilton in 1999.

**SINGLE-SEASON TOTAL OFFENSE — GT HISTORY**

	Total Yards	Player	Year
1.	3,794	Joe Hamilton	1999
	<i>(734 rush, 3,060 pass)</i>		
<b>2.</b>	<b>3,579</b>	<b>Haynes King</b>	<b>2023</b>
	<b><i>(737 rush, 2,842 pass)</i></b>		
3.	3,094	George Godsey	2000
	<i>(11 rush, 3,083 pass)</i>		
4.	3,040	George Godsey	2001
	<i>(-45 rush, 3,085 pass)</i>		
5.	2,805	Justin Thomas	2014
	<i>(1,086 rush, 1,719 pass)</i>		
6.	2,792	Joe Hamilton	1997
	<i>(478 rush, 2,314 pass)</i>		
7.	2,738	Joshua Nesbitt	2009
	<i>(1,037 rush, 1,701 pass)</i>		
8.	2,649	Shawn Jones	1991
	<i>(361 rush, 2,288 pass)</i>		
9.	2,638	Tevin Washington	2011
	<i>(987 rush, 1,652 pass)</i>		
10.	2,546	Reggie Ball	2005
	<i>(381 rush, 2,165 pass)</i>		

• King's 226 pass completions last season ranked third in Georgia Tech single-season history, just 23 shy of the school record of 249 set by George Godsey in 2001.

**SINGLE-SEASON PASS COMPETITIONS — GT HISTORY**

	Completions	Player	Year
1.	249	George Godsey	2001
<b>2.</b>	<b>226</b>	<b>Haynes King</b>	<b>2023</b>
3.	222	George Godsey	2000
4.	208	A.J. Suggs	2002
5.	203	Joe Hamilton	1999
6.	190	Shawn Jones	1992
7.	182	Tommy Luginbill	1994
	182	Reggie Ball	2005
9.	181	Reggie Ball	2003
10.	178	Shawn Jones	1991
11.	173	Joe Hamilton	1997

• King's 367 pass attempts last season ranked third in Georgia Tech single-season history, just 17 shy of the school record of 384 set by George Godsey in 2001.

**SINGLE-SEASON PASS ATTEMPTS — GT HISTORY**

	Attempts	Player	Year
1.	384	George Godsey	2001
2.	379	Reggie Ball	2005
<b>3.</b>	<b>367</b>	<b>Haynes King</b>	<b>2023</b>
4.	363	A.J. Suggs	2002
5.	362	Shawn Jones	1992
6.	350	Reggie Ball	2003
7.	349	George Godsey	2000
8.	339	Shawn Jones	1991
9.	330	Reggie Ball	2004
10.	327	Tommy Luginbill	1994
	327	Taylor Bennett	2007

• Three times last season (Sept. 9 vs. South Carolina State, Sept. 30 vs. Bowling Green, Oct. 28 vs. North Carolina), King threw four touchdown passes in a game, which is tied for the third-most in Georgia Tech single-game history.

• King's three games with at least four touchdown passes last season is also tied for the most in Georgia Tech single-season history (Joe Hamilton also had three games with at least four TD passes in 1999).

**MOST SINGLE-GAME TOUCHDOWN PASSES —**
**GT HISTORY**

TD Passes	Player	Opponent	Date
5	Eddie McAshan	Rice	9/30/72
5	Joe Hamilton	Clemson	11/13/99
4	Eddie Prokop	Tulane	11/13/43
4	Frank Broyles	Tulane	11/11/44
4	Darrell Crawford	Auburn	10/20/51
4	Shawn Jones	Maryland	10/7/89
4	Shawn Jones	Georgia	12/1/90
4	Tom Luginbill	Western Carolina	9/10/94
4	Joe Hamilton	Florida State	9/11/99
4	Joe Hamilton	Georgia	11/27/99
4	George Godsey	Wake Forest	10/14/09
4	Reggie Ball	Clemson	9/11/04
4	Reggie Ball	NC State	11/4/06
4	Vad Lee	Duke	9/14/13
4	Justin Thomas	Georgia Southern	9/13/14
4	Jordan Yates	Kennesaw State	9/11/21
<b>4</b>	<b>Haynes King</b>	<b>S. Carolina St.</b>	<b>9/9/23</b>
<b>4</b>	<b>Haynes King</b>	<b>Bowling Green</b>	<b>9/30/23</b>
<b>4</b>	<b>Haynes King</b>	<b>North Carolina</b>	<b>10/28/23</b>
<b>3</b>	<b>39 times, most recently:</b>		
	<b>Haynes King</b>	<b>VMI</b>	<b>9/14/24</b>

• King's 348 passing yards last season vs. Bowling Green (Sept. 30) were the 10th-most in Georgia Tech single-game history.

**MOST SINGLE-GAME PASSING YARDS — GT HISTORY**

Pass Yards	Player	Opponent	Date
486	George Godsey	Virginia	11/10/01
454	George Godsey	Clemson	10/28/00
416	Darrell Gast	Duke	10/31/87
387	Joe Hamilton	Florida State	9/11/99
387	Joe Hamilton	Maryland	9/30/99
371	Eddie McAshan	Rice	9/30/72
361	Michael Kelley	Navy	11/17/79
359	Jeff Sims	Pitt	10/2/21
354	George Godsey	Maryland	11/18/00
<b>348</b>	<b>Haynes King</b>	<b>Bowling Green</b>	<b>9/30/23</b>

• King threw for at least 300 yards three times last season (313 vs. Louisville - Sept. 1; 307 at Ole Miss - Sept. 16; 348 vs. Bowling Green - Sept. 30), good for the third-most in Georgia Tech single-season history.

**MOST SINGLE-SEASON 300-YARD PASSING GAMES — GT HISTORY**

	300-yd Games	Player	Year
1.	6	Joe Hamilton	1999
2.	4	George Godsey	2000
<b>3.</b>	<b>3</b>	<b>Haynes King</b>	<b>2023</b>
4.	2	Jeff Sims	2021
	2	George Godsey	2001

• King made a record-breaking debut in the White and Gold, throwing for 313 yards and three touchdowns on 19-of-32 passing in last season's opener against Louisville (Sept. 1).

• King's 313 passing yards last season against Louisville marked the first time that a Georgia Tech player ever threw for 300 yards in his GT debut.

• King ran for career-high 150 yards last season vs. Boston College (Oct. 21). His 150 rushing yards were the most by a Tech quarterback since Tobias Oliver ran for 215 yards at Virginia Tech on Oct. 25, 2018.

• Georgia Tech has the luxury of having two quarterbacks that have started and won college football games, as King is backed up by r-So. **Zach Pyron**.

• Pyron had one of the best performances of his collegiate career vs. VMI (Sept. 14), rushing for a pair of 1-yard scores in the first half, then completing 3-of-5 passes for 58 yards and a touchdown in the second half.

• Pyron's two rushing touchdowns against VMI were a career high. He had previously scored one touchdown on the ground in three different games (last: vs. Florida State — Aug. 24).

• Pyron scored Georgia Tech's first touchdown of the season on a 1-yard quarterback draw in the first quarter vs. Florida State.

• His touchdown against Florida State was his first since a 9-yard touchdown run in his first-career start at Virginia Tech on Nov. 5, 2022.

• Pyron's 24-yard touchdown pass against VMI was the fourth TD pass of Pyron's career and his first since Nov. 12, 2022 vs. Miami (Fla.).

• Pyron amassed an impressive 692 yards of total offense (565 passing, 127 rushing) and five touchdowns (three passing, two rushing) in just three games (two starts) as a true freshman in 2022.

**RUNNING BACKS**

• Georgia Tech r-Jr. **Jamal Haynes**, one of the nation's top running backs, has rushed for 238 yards and five touchdowns in five games this season.

• Haynes' five rushing touchdowns are good for a tie for fourth in the ACC and 23rd nationally.

• Haynes also ranks t-fifth in the ACC and t-38th nationally in total touchdowns (5).

• In the season opener against No. 10 Florida State (Aug. 24), Haynes ran for 75 yards and two touchdowns on just 11 carries, while also catching two passes for 16 yards.

• Haynes' two rushing touchdowns against FSU (1 and 2 yards) were a career high.

• It was also the second two-touchdown game of Haynes' career — he had a rushing and receiving touchdown in last season's win over Syracuse (Nov. 18, 2023).

• Haynes had 84 yards and a touchdown on 17 carries (4.9 avg.) against Georgia State (Aug. 31).

• Haynes has scored at least one touchdown in 4-of-5 games this season and 11-of-18 games since the beginning of last season.

**JAMAL HAYNES — GAME-BY-GAME**

	2023	Rush	Yds.	TD	YPC	Rec.	Yds.	TD	All-Purp.
Louisville	11	51	0	4.6	4	56	0	107	
S.C. State	9	113	1	12.5	2	2	0	146	
Ole Miss	19	72	0	3.8	3	28	0	116	
Wake Forest	18	95	1	5.3	2	13	0	108	
Bowling Green	8	45	0	5.6	1	13	0	58	
Miami (Fla.)	7	33	1	4.7	0	0	0	33	
Boston College	12	56	1	4.7	1	10	0	66	
North Carolina	14	80	1	5.7	1	3	0	83	
Virginia	17	119	1	7.0	3	7	0	126	
Clemson	15	104	0	6.9	0	0	0	104	
Syracuse	11	82	1	7.5	2	17	1	99	
Georgia	11	81	0	5.4	1	2	0	83	
UCF	18	128	0	7.1	0	0	0	128	
<b>2023 Total</b>	<b>174</b>	<b>1,059</b>	<b>7</b>	<b>6.09</b>	<b>20</b>	<b>151</b>	<b>1</b>	<b>1,257</b>	
	2024	Rush	Yds.	TD	YPC	Rec.	Yds.	TD	All-Purp.
Florida St.	11	75	2	6.8	2	16	0	91	
Georgia St.	17	84	1	4.9	2	6	0	90	
Syracuse	11	35	1	3.2	5	26	0	61	
VMI	7	19	0	2.7	1	5	0	24	
Louisville	12	25	1	2.1	1	11	0	36	
<b>2024 Total</b>	<b>58</b>	<b>238</b>	<b>5</b>	<b>4.1</b>	<b>11</b>	<b>64</b>	<b>0</b>	<b>302</b>	
<b>Career</b>	<b>232</b>	<b>1,297</b>	<b>12</b>	<b>5.6</b>	<b>31</b>	<b>215</b>	<b>1</b>	<b>1,559</b>	





**OFFENSE**

• Haynes, who made the switch to running back from wide receiver during the 2023 offseason, ran for 1,059 yards in his first season at the position in '23. He became Georgia Tech's first 1,000-yard rusher since QB TaQuon Marshall (1,146 yds.) and RB KirVonte Benson (1,053 yds.) both reached the 1,000-yard plateau in 2017.

• Haynes' 1,059 rushing yards last season were the 15th-most in Georgia Tech single-season history.

• Haynes finished last season ranked in the top 10 in the ACC in four statistical categories.

**JAMAL HAYNES STATISTICAL RANKINGS - 2023**

Category	No.	ACC	National
Rushing Yards/Carry	6.09	2nd	24th
Rushing Yards	1,059	5th	39th
Rushing Yards/Game	81.5	5th	48th
All-Purpose Yards/Game	96.69	7th	76th

• Haynes' four 100-yard rushing games last were the most by a Yellow Jacket in a single season since QB Tobias Oliver had four 100-yard rushing games in 2018 and the most by a Tech RB since KirVonte Benson had five 100-yard games in 2017.

• Haynes scored eight touchdowns last season (seven rushing, one receiving), which were the most by a Georgia Tech RB since Dedrick Mills scored 13 in 2016.

• Haynes had a touchdown run in four-consecutive games last season — 4 yards at Miami (Fla.) on Oct. 7, 16 yards vs. Boston College on Oct. 21, 4 yards vs. North Carolina on Oct. 28, 43 yards at Virginia on Nov. 4. He became the first Yellow Jacket with a rushing touchdown in four-consecutive games since Jerry Howard ran for touchdowns in four-straight contests from Sept. 29-Oct. 25, 2018 (vs. Bowling Green, at Louisville, vs. Duke, at Virginia Tech).

• After Sr. RB **Trey Cooley** was injured in the season opener vs. Florida State (Aug. 24), three young running backs — So. **Chad Alexander** and true Fr. **Anthony Carrie** and **Trelain Maddox** have shown the depth of Tech's running backs room behind Haynes.

**GEORGIA TECH RUNNING BACKS — 2024**

Player	Rush	Yds.	TD	YPC	Rec.	Yds.	TD	All-Purp.
r-Jr. Jamal Haynes	58	238	5	4.1	11	64	0	302
Fr. Anthony Carrie	13	83	1	6.4	2	2	0	85
So. Chad Alexander	16	82	0	5.1	0	0	0	82
Fr. Trelain Maddox	17	67	1	3.9	1	9	0	76
<b>TOTAL</b>	<b>104</b>	<b>470</b>	<b>7</b>	<b>4.5</b>	<b>13</b>	<b>75</b>	<b>0</b>	<b>545</b>

• Alexander, a walk-on who played in nine games on special teams as a true freshman last season, did not have a carry in 2023.

• In three games this season, Alexander has averaged 5.1 yards per carry (82 yards on 16 attempts).

• Carrie has rushed for 83 yards on just 13 carries (6.4 avg.) and a touchdown over three games as a true freshman.

• The depth of Georgia Tech's running backs room became even more apparent when Maddox made his collegiate debut vs. VMI (Sept. 14). Just a year removed from a serious knee injury sustained as a senior at nearby Parkview H.S., Maddox ran nine times for a game-high 53 yards and his first collegiate TD (3 yards) vs. VMI.

• Maddox has run for 67 yards and a score in two games as a true freshman.

**WIDE RECEIVERS**

• Georgia Tech has nine wide receivers on its roster that have combined for 4,352 receiving yards, 329 receptions and 176 games at the collegiate level.

**GEORGIA TECH WIDE RECEIVERS EXPERIENCE**

	Career Games	Career Starts	Career Rec.	Career Rec. Yds
r-Sr. Chase Lane^	38	20	68	881
r-Sr. Abdul Jamneh@	36	12	58	794
r-Jr. Malik Rutherford	32	14	103	1,187
Sr. Avery Boyd	32	4	18	242
So. Eric Singleton, Jr.	17	15	69	1,052
r-Jr. Leo Blackburn	11	1	6	105
r-Fr. Bailey Stockton	7	—	5	50
Fr. Isiah Canion	2	—	0	0
r-Fr. Chris Elko	1	—	1	41
<b>TOTALS AT GT</b>	<b>110</b>	<b>44</b>	<b>246</b>	<b>2,506</b>
<b>CAREER TOTALS</b>	<b>176</b>	<b>62</b>	<b>329</b>	<b>4,352</b>

<sup>^</sup> includes 27 games, 48 catches and 617 yards at Texas A&M (2019-22)  
<sup>@</sup> includes 20 games, 51 catches and 671 yards at Duquesne (2020-22)

• r-Jr. **Malik Rutherford** has led Georgia Tech in receptions in 4-of-5 games this season and in receiving yards in 3-of-5 contests.

• On Sept. 21 at Louisville, Rutherford matched a career high with seven receptions for 113 yards.

• Rutherford's 100-yard game at Louisville was the second of his career (both coming in the Yellow Jackets' last four contests).

• Also with his seven catches at Louisville, Rutherford became the 13th player in Georgia Tech history with at least 100 receptions as a Yellow Jacket.

• Rutherford ranks 12th in Tech history with 103 career receptions.

**CAREER RECEPTIONS — GT HISTORY**

Receptions	Player	Years
1.	195	Kelly Campbell 1998-2001
2.	178	Calvin Johnson 2004-06
3.	174	Jonathan Smith 2000-03
4.	171	Kerry Watkins 1999-2002
5.	165	Harvey Middleton 1994-97
6.	122	Will Glover 1999-2002
7.	115	Bobby Rodriguez 1989-92
	115	Jerry Mays 1985-89
9.	114	Robert Lavette 1981-84
10.	113*	Demaryius Thomas 2007-09
11.	110	John Sias 1966-68
<b>12.</b>	<b>103</b>	<b>Malik Rutherford 2021-pres.</b>
13.	101	Jimmy Robinson 1972-74

• With his 113 yards at Louisville, Rutherford moved into 20th all-time at Georgia Tech with 1,187 career receiving yards.

• Rutherford had 50 yards on four receptions, including a 35-yard touchdown, in just one half of action against VMI (Sept. 14). He did not play in the second half after helping stake the Yellow Jackets to a 38-0 halftime lead.

• Rutherford had a career-high-tying seven receptions in back-to-back games against Georgia State (Aug. 31) and Syracuse (Sept. 7).

• Rutherford set a career high with 131 receiving yards against Georgia State.

• Rutherford's 131 receiving yards against GSU are tied for the most by a Yellow Jacket since DeAndre Smelter — currently a graduate assistant coach at Tech — had 132 receiving yards against Wofford on Aug. 30, 2014. (Former Yellow Jacket Dominick Blaylock also had 131 receiving yards against Bowling Green on Sept. 30 of last season).

• Rutherford led all players with a game-high 66 receiving yards on a game-high-tying four receptions in Tech's season-opening win over No. 10 Florida State (Aug. 24).

• Two of Rutherford's receptions against FSU had a huge impact on the game. The first was a 42-yard gain on Tech's first possession of the game, which set up a 1-yard touchdown run by QB Zach Pyron three plays later. The second was a 15-yard catch over the middle on third-and-12 that kept the Yellow Jackets' final touchdown drive alive late in the third quarter.

• Rutherford has caught at least one pass in 21-straight games, dating back to Nov. 12, 2022 vs. Miami (Fla.). His 21-consecutive games with a catch is the ninth-longest streak in Georgia Tech history.

**CONSECUTIVE GAMES WITH A RECEPTION — GT HISTORY**

Games	Player	Years
1.	40	Harvey Middleton 1994-97
2.	32	Kelly Campbell 1999-01
3.	30	Calvin Johnson 2004-06
4.	29*	Demaryius Thomas 2008-09
	29	Kerry Watkins 2000-02
6.	27	Robert Lavette 1981-83
7.	24	Dez White 1997-99
	24	Jerry Mays 1986-89
<b>9.</b>	<b>21</b>	<b>Malik Rutherford 2022-pres.</b>
10.	20	Marion Higgs 1979-80
	20	John Sias 1967-68

**MALIK RUTHERFORD — GAME-BY-GAME**

2021	Rec.	Yds.	TD	Avg.	Long
Kennesaw State	0	0	0	0.0	0
Pitt	5	62	0	12.4	24
Duke	0	0	0	0.0	0
<b>2021 Total</b>	<b>5</b>	<b>62</b>	<b>0</b>	<b>12.4</b>	<b>24</b>
2022	Rec.	Yds.	TD	Avg.	Long
Clemson	1	10	0	10.0	10
Western Carolina	1	0	0	0.0	0
Ole Miss	4	52	0	13.0	38
UCF	2	31	0	15.5	29
Pitt	0	0	0	0.0	0
Duke	1	-1	0	-1.0	0
Virginia	2	4	0	2.0	6
Florida State	1	14	0	14.0	14
Virginia Tech	0	0	0	0.0	0
Miami (Fla.)	2	33	0	16.5	27
North Carolina	6	68	0	11.3	21
Georgia	3	14	0	4.7	13
<b>2022 Total</b>	<b>23</b>	<b>225</b>	<b>0</b>	<b>9.8</b>	<b>38</b>
2023	Rec.	Yds.	TD	Avg.	Long
Louisville	5	85	0	17.0	55
S.C. State	5	60	0	12.0	19
Ole Miss	4	34	0	8.5	17
Wake Forest	2	11	0	5.5	13
Bowling Green	6	67	1	11.2	20
Miami (Fla.)	3	33	0	11.0	30
Boston College	3	43	0	14.3	17
North Carolina	6	83	2	13.8	42
Virginia	3	16	0	5.3	11
Clemson	1	-4	0	-4.0	0
Syracuse	3	14	0	4.7	7
Georgia	3	20	0	6.7	12
UCF	2	40	1	20.0	41
<b>2023 Total</b>	<b>46</b>	<b>502</b>	<b>4</b>	<b>10.9</b>	<b>55</b>
2024	Rec.	Yds.	TD	Avg.	Long
Florida State	4	66	0	16.5	42
Georgia State	7	131	1	18.7	52
Syracuse	7	38	0	5.4	15
VMI	4	50	1	12.5	35
Louisville	7	113	0	16.1	45
<b>2024 Total</b>	<b>29</b>	<b>398</b>	<b>2</b>	<b>13.7</b>	<b>52</b>
<b>Career</b>	<b>103</b>	<b>1,187</b>	<b>6</b>	<b>11.5</b>	<b>55</b>

**OFFENSE**

- With 88 yards on five receptions against Louisville (Sept. 21), So. **Eric Singleton, Jr.** surpassed 1,000 career receiving yards in the second-fewest games in Georgia Tech history.

- Singleton reached the 1,000-yard plateau in his 17th game as a Yellow Jacket. Only College and Pro Football Hall of Famer Calvin Johnson eclipsed the 1,000-yard mark in fewer games as a Yellow Jacket.

**FASTEST TO 1,000 CAREER RECEIVING YARDS —**
**GT HISTORY**

Player	Games to 1,000 Yards (Years)
Calvin Johnson	14 (2004-05)
<b>Eric Singleton, Jr.</b>	<b>17 (2023-24)</b>
Jimmy Robinson	18 (1972-73)
Kelly Campbell	20 (1998-99)

- Singleton has caught 15 passes for 276 yards in his last five halves of action.

- Against VMI (Sept. 14), Singleton caught five passes for 102 yards, including a 14-yard touchdown, in just one half of action. He did not play in the second half after helping stake the Yellow Jackets to a 38-0 halftime lead.

- Singleton had a breakout performance with 86 yards on five receptions at Syracuse (Sept. 7).

- Despite being pinpointed by opposing secondaries early this season, Singleton has caught 21 passes for 338 yards, both of which rank second on the team behind only Rutherford.

- Despite his relatively slow start to the season as a pass-catcher, Singleton impacted each of the first two games as a ball-carrier, with a 10-yard run in the season-opener at Florida State (Aug. 24) and a 35-yard touchdown run against Georgia State (Aug. 31).

- The touchdown run against GSU was his first TD of the season and the first rushing score of his career.

- Singleton pulled off one of the biggest plays of the season-opening win against Florida State when he had a 12-yard gain on a screen pass on the Yellow Jackets' final offensive play of the game. One play after Singleton Jr.'s 12-yard pickup, PK **Aidan Birr** made a 44-yard field goal as time expired to lift Tech to the 24-21 victory.

**ERIC SINGLETON, JR. — GAME-BY-GAME**

2023	Rec.	Yds.	TD	Avg.	Long
Louisville	2	34	1	17.0	29
S.C. State	3	39	1	23.0	40
Ole Miss	5	97	1	19.4	51
Wake Forest	4	50	1	12.5	31
Bowling Green	4	85	1	21.3	53
Miami (Fla.)	2	20	0	10.0	14
Boston College			DNP		
North Carolina	8	117	0	14.6	43
Virginia	5	80	1	16.0	58
Clemson	5	28	0	5.6	11
Syracuse	5	30	0	6.0	14
Georgia	4	96	0	24.0	57
UCF	1	8	0	8.0	8
<b>2023 Total</b>	<b>48</b>	<b>714</b>	<b>6</b>	<b>14.9</b>	<b>58</b>
2024	Rec.	Yds.	TD	Avg.	Long
Florida State	2	19	0	9.5	12
Georgia State	4	43	0	10.8	12
Syracuse	5	86	0	17.2	45
VMI	5	102	1	20.4	50
Louisville	5	88	0	17.6	51
<b>2024 Total</b>	<b>21</b>	<b>338</b>	<b>1</b>	<b>16.1</b>	<b>51</b>
<b>Career</b>	<b>69</b>	<b>1,052</b>	<b>7</b>	<b>15.2</b>	<b>58</b>

- Singleton led Georgia Tech with 48 receptions, 714 receiving yards and six touchdown catches as a true freshman last season.

- Singleton's 59.5 receiving yards per game and six touchdown receptions last season both ranked second among all true freshmen nationally.

**RECEIVING YARDS PER GAME — FBS TRUE FRESHMEN, 2023**

Player	Team	Rec. Yds./Gm.
1) Kevin Concepcion	NC State	64.5
<b>2) Eric Singleton, Jr.</b>	<b>Georgia Tech</b>	<b>59.5</b>
3) Eugene Wilson III	Florida	53.8

**TOUCHDOWN RECEPTIONS — FBS TRUE FRESHMEN, 2023**

Player	Team	Rec. TD
1) Kevin Concepcion	NC State	10
<b>2) Eric Singleton, Jr.</b>	<b>Georgia Tech</b>	<b>6</b>
Eugene Wilson III	Florida	6
4) London Humphreys	Vanderbilt	4
London Sides	North Texas	4

- Singleton's six touchdown receptions last season were just one shy of the Georgia Tech freshman record.

**TOUCHDOWN RECEPTIONS BY A FRESHMAN —**
**GT HISTORY**

Player	Year	Rec. TD
1) Calvin Johnson	2004	7
Ahmarean Brown	2019	7
<b>3) Eric Singleton, Jr.</b>	<b>2023</b>	<b>6</b>

- With touchdown catches in each of Georgia Tech's first five games of last season — 5 yds. vs. Louisville (Sept. 1), 40 yds. vs. S.C. State (Sept. 9), 15 yds. at Ole Miss (Sept. 16), 31 yds. at Wake Forest (Sept. 23) and 53 yds. vs. Bowling Green (Sept. 30) — Singleton became the first Yellow Jacket ever with a touchdown reception in each of the first five games of his career.

- Singleton also became the first Yellow Jacket with a touchdown reception in five-consecutive games since Kelly Campbell caught touchdown passes in six-straight games in 2000 (Sept. 30 vs. North Carolina-Nov. 18 vs. Maryland).

- After an injury that caused him to miss six games and limited his effectiveness over the final five games following his return to action last season, r-Sr. **Chase Lane** has picked up right where he left off at the beginning of 2023.

- Lane, who like QB Haynes King, transferred to Georgia Tech from Texas A&M prior to the 2023 season, has caught 13 passes for 159 yards and a touchdown through five games this season.

- Lane's 13 receptions and 159 receiving yards rank third and fourth on the team this season, respectively.

- Against VMI (Sept. 14), Lane had a season-high 54 receiving yards in just one half of action. He did not play in the second half after helping stake the Yellow Jackets to a 38-0 halftime lead.

- On Sept. 7 at Syracuse, Lane caught a 4-yard touchdown pass, which was his first touchdown since a 48-yard TD catch in last season's opener versus Louisville (Sept. 1, 2023).

- Last season, Lane caught six passes for 105 yards and a touchdown over the first two games of the campaign, but was injured in the second game of the year versus South Carolina State. He would go on to miss the next six games, then had just one catch for 0 yards over the final five games of the season.

\* - Per NCAA sanctions, Demaryius Thomas' statistics from the final three games of the 2009 season are not included in these records

(seven receptions, 204 yards, two touchdowns)

**TIGHT ENDS**

- Sr. **Avery Boyd** has settled into the tight ends room after spending much of his first four seasons as a Yellow Jacket at wide receiver.

- Boyd leads Georgia Tech's tight ends with 12 receptions (fourth on the team) for 161 yards (third) and two touchdowns (t-first) this season.

- 120 of Boyd's 161 receiving yards this season have come in the last three games — a career-high 56 yards at Syracuse (Sept. 7), 36 yards in just one half of action vs. VMI (Sept. 14) and 28 yards at Louisville (Sept. 21).

- Prior to catching multiple passes in 3-of-5 games this season (4 vs. GSU, 4 at Syracuse, 2 vs. VMI), Boyd had never had more than one reception in a game in his collegiate career.

- The 6-foot-3, 240-pound Boyd made the start at tight end in the season opener against No. 10 Florida State (Aug. 24) and made a 14-yard reception deep in Georgia Tech territory to kickstart an 89-yard touchdown drive that gave the Yellow Jackets a 21-14 lead early in the fourth quarter.

- After not having a reception over the first 17 games of his career, Boyd has at least one catch in 11 of the last 16 games.

- A trio of tight ends that transferred to Georgia Tech in the offseason — r-Sr. **Jackson Hawes** (Yale), r-Jr. **Josh Beetham** (Michigan) and r-Sr. **Ryland Goede** (Mississippi State) — have combined for eight catches for 99 yards this season, led by Hawes' six catches for 77 yards.

- In addition to becoming a part of the passing game over their first five games as Yellow Jackets, Hawes, Beetham and Goede have all played a critical role in the run game through their blocking at the point of attack.

**OFFENSIVE LINE**

- One of Georgia Tech's most experienced overall positions, the offensive linemen on the Yellow Jackets' 2024 roster have combined for 226 collegiate games played and 153 career starts.

**GEORGIA TECH OFFENSIVE LINE START CHART**

	Career Games	Career Starts	2024 Starts	Consec. Starts
RT/RG Jordan Williams	48	45	5	11
C Weston Franklin	35	30	5	29
LG Joe Fusile	28	26	5	18
LT Corey Robinson II	28	16	—	—
RG Keylan Rutledge^	27	22	5	12
RG Brandon Best	19	—	—	—
LT Jordan Brown@	12	5	5	5
LT Ethan Mackenny	10	9	—	—
OL Ben Galloway	10	—	—	—
OL Tana Alo-Tupuola	5	—	—	—
OL Harrison Moore	3	—	—	—
OL Will Scissum	1	—	—	—
<b>TOTALS AT GT</b>	<b>197</b>	<b>136</b>		
<b>CAREER TOTALS</b>	<b>226</b>	<b>153</b>		

^ includes 22 games and 17 starts at Middle Tennessee (2022-23)

@ includes seven games at UNC Charlotte (2021-22)

- Most notably, Sr. **Jordan Williams** is the first five-year starter in Georgia Tech football history, as he has been in the Yellow Jackets' starting lineup since he arrived as a true freshman in 2020.

- Williams needs just three more starts to match the most by an offensive lineman in Georgia Tech history and seven more to match the most starts ever by a Yellow Jacket, regardless of position.

**OFFENSE**

**CAREER STARTS — GT HISTORY**

	Starts	Player	Pos.	Years
1.	52	Roddy Jones	RB	2008-11
2.	50	Recardo Winbush	LB	1999-2002
3.	49	Reggie Ball	QB	2003-06
4.	48	Andrew Gardner	OL	2005-08
5.	47	Matt Rhodes	OL	2004-07
<hr/>				
	<b>45</b>	<b>Jordan Williams</b>	<b>OL</b>	<b>2020-pres.</b>

• Tech's offensive line has lived up to its billing as one of the nation's best through five games this season.

• Most notably, the Yellow Jackets' offensive front has not surrendered a sack through five games this season and six-consecutive games overall, dating back to last season's win over UCF in the Union Home Mortgage Gasparilla Bowl.

• Tech is one of only three NCAA Division I FBS teams — and the only one from a Power Four conference — that has not surrendered a sack this season.

**TEAMS THAT HAVE NOT ALLOWED A SACK IN 2024**

**— FBS**

Team	Games Played	Pass Attempts
<b>Georgia Tech</b>	<b>5</b>	<b>150</b>
New Mexico	5	193
Army West Point	4	32

• With no sacks allowed in its last six games, Georgia Tech has doubled its previous record for consecutive games with no sacks allowed since sacks became an official NCAA statistic in 2000.

**MOST CONSECUTIVE GAMES WITH 0 SACKS ALLOWED**

**— GEORGIA TECH HISTORY\***

Games	Dates	Opponents
<b>6</b>	<b>Dec. 22, 2022-pres.</b>	<b>UCF, FSU, GSU, SYR, VMI, LOU</b>
3	Oct. 25-Nov. 8, 2014	PITT, UVA, NCSU
3	Sept. 29-Oct. 13, 2007	CLEM, MD, MIA
3	Oct. 6-29, 2005	NCSU, DUKE, CLEM
3	Nov. 9-25, 2000	UVA, MD, UGA

\* since sacks became an official NCAA statistic in 2000

• Dating back to the final two games of the 2022 season, Georgia Tech has not surrendered a sack in 11 of its last 20 games.

• Prior to allowing not allowing a sack in 11 of their last 20 games, the Yellow Jackets had surrendered a sack in 27-of-28 games.

• Tech's pass blocking was especially impressive in its win over Georgia State (Aug. 31), as all five starters (RG **Keylan Rutledge** - 84.2, LG **Joe Fusile** - 83.9, RT **Jordan Williams** - 82.8, LT **Jordan Brown** - 82.7 and C **Weston Franklin** - 81.3), as well as reserve LT **Corey Robinson II** (81.2), received pass-blocking grades of 80 or higher from *Pro Football Focus*.

• On Sept. 7 at Syracuse, Rutledge (86.6) and Robinson (85.2) once again received pass-blocking grades of 80 or higher from PFF.

• Against VMI (Sept. 14), Robinson (84.9) and Rutledge (84.0) once again led the Yellow Jackets in pass-blocking grades from PFF. They were among five Jackets that had pass-blocking grades of 80 or higher in the romp over VMI, joining Franklin (81.5), Williams (81.5) and reserve RG **Brandon Best** (80.3).

• Robinson has earned a pass-blocking grade of 80 or better in 4-of-5 games this season, as he was the only Yellow Jacket with a pass-blocking grade of 80-plus in the season opener against Florida State (81.9).

• In the run game, the Yellow Jackets are averaging 4.8 yards per rush, which ranks 44th nationally this season.

• Tech returned four starters and five significant contributors this season from an offensive line that paved the way for the Yellow Jackets to lead the ACC and rank among the top 15 nationally in both rushing offense (203.8 ypg - 12th nationally) and fewest sacks allowed (1.15/gm - 15th nationally) in 2023.

**DEFENSE**
**TEAM**

• Georgia Tech's defense is under the tutelage of new defensive coordinator **Tyler Santucci**.

• Through four games under Santucci, Tech's defense is allowing 19.2 points, 319.2 total yards and 90.2 rushing yards per game, all down significantly from the Yellow Jackets' averages a year ago, while the Jackets' 6.2 tackles for loss per game are up over 2023.

**GEORGIA TECH DEFENSIVE COMPARISON —**
**2024 vs. 2023**

Category	2024	2023	Difference
Scoring Defense	19.2 ppg	29.5 ppg	-10.3
Total Defense	319.2 ypg	437.1 ypg	-117.9
Rushing Defense	90.2 ypg	221.3 ypg	-131.1
Tackles for Loss	6.2 pg	4.6 pg	+1.6

• Tech's rushing defense (90.2 ypg) ranks 18th nationally and third in the ACC.

• The Yellow Jackets have surrendered less than 100 yards on the ground in 3-of-5 games this season — 98 vs. Florida State (Aug. 24), 12 vs. VMI (Sept. 14) and 57 vs. Louisville (Sept. 21).

• Prior to allowing less than 100 rushing yards in three of the first five games of this season, Tech had surrendered at least 100 rushing yards in 33-consecutive games, dating back to allowing just 68 yards on the ground in a 45-22 win over North Carolina on Sept. 25, 2021.

• The last time that Georgia Tech allowed less than 100 rushing yards three times in a season was in 2018 (77 vs. Alcorn State on Sept. 1; 63 vs. Bowling Green on Sept. 29; 98 vs. Duke on Oct. 13).

• The last time that Georgia Tech allowed less than 100 rushing yards as many as three times in the first five games of a season was in 2007, when the Yellow Jackets surrendered less than 100 yards on the ground in four of their first five games (minus-8 vs. Notre Dame - Sept. 1; 28 vs. Samford - Sept. 8; 92 vs. Boston College - Sept. 15; 34 vs. Clemson - Sept. 29).

• Tech's suffocating rushing defense is especially impressive given that the Yellow Jackets ranked 128th out of 130 NCAA Division I FBS teams (221.3 ypg) against the run last season.

• Georgia Tech's defense was dominant across the board in the Yellow Jackets 59-7 win over VMI (Sept. 14), limiting the Keydets to 104 total yards (2.2 yards per play), including just 28 rushing yards (0.4 avg.) and five total first downs.

• VMI's five first downs were tied for the second-fewest that Georgia Tech has ever surrendered in a game and the fewest since Miami (Fla.) had five first downs against the Yellow Jackets on Sept. 26, 1964.

• Four of VMI's five first downs came on their lone scoring drive of the game in the fourth quarter. The Keydets combined for just one first down on their other 12 possessions.

• VMI's seven points were the fewest allowed by Georgia Tech since a 41-0 win over Alcorn State in the 2018 season opener (Sept. 1, 2018).

• Georgia Tech's 12 tackles for loss against VMI were the most in a game for the Yellow Jackets since they had 12 in a 21-17 win over No. 13 North Carolina on Nov. 19, 2022.

• Tech has had seven or more TFL in three of its four games this season - 7 vs. Florida State (Aug. 24), 8 vs. Georgia State (Aug. 31) and 12 vs. VMI (Sept. 14).

• In his first game as Tech's defensive coordinator, Santucci's defense limited No. 10 Florida State, which averaged 401.6 yards of total offense per game in 2023, to just 291 yards in the Yellow Jackets' 24-21 win over the Seminoles (Aug. 24).

• Georgia Tech's rushing defense limited Florida State to just 98 rushing yards on 31 carries (3.2 avg.).

• Even more impressively, after FSU ran for 58 yards on five carries on its first possession of the game (11.6 avg.), Tech surrendered just 40 yards on 26 carries over the rest of the game (1.5 avg.).

• Perhaps the lone defensive area where Georgia Tech strives to return to its form from recent seasons is in turnover creation.

• The Yellow Jackets uncharacteristically rank 125th out of 133 NCAA Division I FBS teams this season with just two takeaways through five games (both fumble recoveries).

• Tech has been one of the nation's leaders in takeaways for each of the last two seasons — tied for ninth nationally with 25 takeaways in 2023 and tied for seventh with 24 forced turnovers in 2022.

• Since 2019, no team in the country has had more fumble recoveries than the Yellow Jackets' 57.

**MOST FUMBLE RECOVERIES SINCE 2019 (FBS)**

1.	<b>Georgia Tech</b>	<b>57</b>
2.	Notre Dame	54
	Tulsa	54
4.	Illinois	52
	Penn State	52

• Since the beginning of the 2020 season, Georgia Tech has forced an average of 2.6 turnovers per game in wins but has averaged just 0.9 takeaways per game in losses.

**INDIVIDUAL**

• Despite seeing limited action in last Saturday's 59-7 rout over VMI, r-So. LB **Kyle Efford** is tied for 33rd in NCAA Division I FBS and fifth in the ACC with 39 tackles through five games this season — 10 vs. No. 10 Florida State (Aug. 24), a career-high 13 vs. Georgia State (Aug. 31), six at Syracuse (Sept. 7), three vs. VMI (Sept. 14) and seven at No. 19/20 Louisville (Sept. 21).

• Efford's 13 tackles against Georgia State (Aug. 31) surpassed his previous career high of 11, set in last season's win over Syracuse (Nov. 18), when Efford was named the ACC Linebacker of the Week.

• Efford was named ACC Linebacker of the Week for the second time in his career after tallying 10 tackles in this season's opener vs. FSU.

• In all, Efford has recorded double-digit tackles four times in 12 games since moving into the starting lineup midway through last season.

**KYLE EFFORD — GAME-BY-GAME**

2022	TT-S-A	TFL	Sacks	FF	FR	INT
Ole Miss	0-0-0	0	0	0	0	0
UCF	0-0-0	0	0	0	0	0
Duke	0-0-0	0	0	0	0	0
Georgia	1-0-1	0	0	0	0	0
<b>2022 Total</b>	<b>1-0-1</b>	<b>0</b>	<b>0</b>	<b>0</b>	<b>0</b>	<b>0</b>
2023	TT-S-A	TFL	Sacks	FF	FR	INT
Louisville	1-1-0	0	0	0	0	0
S.C. State	7-3-4	0	0	0	0	0
Ole Miss	5-2-3	0	0	0	0	0
Wake Forest	1-0-1	0	0	0	0	0
Bowling Green	5-1-4	0	0	0	0	0
Miami (Fla.)	5-3-2	0	0	0	0	0
Boston College	6-2-4	0	0	0	0	0
North Carolina	6-3-3	0	0	0	0	0
Virginia	10-3-7	0	0	0	0	0
Clemson	7-3-4	1.0	1.0	0	0	0
Syracuse	11-5-6	0	0	0	0	1
Georgia	8-5-3	0	0	0	0	0
UCF	9-6-3	0	0	0	0	0
<b>2023 Total</b>	<b>81-37-44</b>	<b>1.0</b>	<b>1.0</b>	<b>0</b>	<b>0</b>	<b>1</b>
2024	TT-S-A	TFL	Sacks	FF	FR	INT
Florida State	10-1-9	0.5	0	0	0	0
Georgia State	13-5-8	1.0	0	0	0	0
Syracuse	6-5-1	1.0	1.0	0	0	0
VMI	3-1-2	1.0	0	0	0	0
Louisville	7-6-1	0	0	0	0	0
<b>2024 Total</b>	<b>39-18-21</b>	<b>3.5</b>	<b>1.0</b>	<b>0</b>	<b>0</b>	<b>0</b>
<b>Career</b>	<b>121-55-66</b>	<b>4.5</b>	<b>2.0</b>	<b>0</b>	<b>0</b>	<b>1</b>

• Despite not moving into the starting lineup until midway through last season, Efford led Georgia Tech with 81 tackles in 2023, 12 more than any other player on the squad.

• Efford became the first freshman to lead Georgia Tech in tackles since Darryl Smith tied for the team lead as a freshman in 1999 before going on to a 12-year NFL career with the Jacksonville Jaguars and Baltimore Ravens.

• Efford was the first Tech freshman to lead the team in tackles outright since Richardo Wimbush (91) in 1999.

• Sr. LB **Treniyas Tatum** has already set a career high for tackles for loss in a single season with 4.5 through five games. (prev.: 4.0 in 2023).

• r-Jr. DB **Ahmari Harvey** ranks second on the team with 23 tackles from his cornerback position. He also leads the team with one forced fumble and is tied for fourth on the squad with one pass breakup.

• Harvey's forced fumble vs. VMI was his first of the season and second of his career (his previous FF sealed Tech's 46-42 win over No. 17 North Carolina on Oct. 28 of last season).

• Harvey had a big day in Georgia Tech's season-opening win over Florida State (Aug. 24), finishing with a career-high eight tackles from his cornerback position.

• Two of Harvey's eight stops were among the most critical plays of the game. In the first quarter, his open-field tackle on fourth-and-4 forced a turnover on downs and squelched an FSU scoring threat with the Seminoles deep in GT territory. In the second quarter, he took down FSU QB D.J. Uiagalelei in the backfield on third-and-3 for his first-career tackle for loss, forcing the Seminoles to settle for a field goal.

• Jr. DB **Clayton Powell-Lee** and Sr. DB **LaMiles Brooks** have combined for 31 tackles (18 for Powell-Lee, 13 for Brooks), 2.5 tackles for loss (2.0 for Brooks, 0.5 for Powell-Lee) and two pass breakups (one apiece) this season, despite Brooks seeing limited playing time over the past three games, including being held out of action altogether against VMI (Sept. 14) due to injury.



**DEFENSE**

- Brooks and Powell-Lee are among five Yellow Jackets in the last 26 games with an interception and a fumble recovery in the same game (Charlie Thomas – Oct. 1, 2022 vs. Pitt, Brooks – Oct. 20, 2022 vs. Virginia, Powell-Lee vs. Virginia Tech – Nov. 5, 2022, Kyle Kennard vs. South Carolina State – Sept. 9, 2023 and Jaylon King vs. Wake Forest - Sept. 23, 2023 and Virginia - Nov. 4, 2023).

- Prior to five Tech players recording an interception and a fumble recovery in the last 26 games, only two other Yellow Jackets had accomplished the feat since 2000 (Quayshawn Nealy – Oct. 19, 2013 vs. Syracuse and Nov. 8, 2014 vs. NC State and Jordan-Swilling – Nov. 4, 2017 vs. Virginia).

- Getting the majority of the snaps in Brooks' absence over the past three games, So. DB **Taye Seymore** has totaled 18 tackles against Syracuse (10), VMI (4) and Louisville (4) and now ranks third on the team with 21 stops.

- Seymore led Georgia Tech with a career-high 10 tackles at Syracuse (Sept. 7), shattering his previous career high of two (vs. Georgia – Nov. 25, 2023).

- r-Sr. DB **Warren Burrell**, has relatively quiet numbers through five games (14 tackles, three pass breakups), but that is likely a result of opposing teams not challenging him.

- Pro Football Focus* ranks Burrell as the No. 5 cornerback in the ACC this season with a 77.8 pass coverage grade.

- Another Georgia Tech defender that has perhaps flown under the radar this season in terms of stats (seven tackles, two TFL in four games) but not by *Pro Football Focus* is DL **Jordan van den Berg**. PFF ranks Van den Berg as the No. 3 interior defensive lineman in the ACC and No. 12 interior DL in the nation this season in overall defense (85.3 grade) and the No. 3 interior lineman in the nation and top interior DL in the ACC against the run (90.6).

- A fifth-year senior from Ruisbroek, Belgium, **Sylvain Yondjoen** enters this season as one of the oldest players in college football at 26 years of age.

- Born on June 21, 1998, Yondjoen is the second-oldest player in the ACC, the fourth-oldest defensive lineman in the nation and the 17th-oldest player in NCAA Division I FBS.

**OLDEST STUDENT-ATHLETES, FBS (2024)**

Player (Pos.), School	Birthday	Age
1. Luke Larsen (P), East Carolina	7/18/1992	32
2. Jordan Noyes (K), Colorado State	8/3/1992	32
3. Hugh Robertson (P), Illinois	1/16/1993	31
4. Eric Goins (K), Notre Dame	12/25/1993	30
5. Mark Crawford (P), Minnesota	12/28/1993	30
6. Colby Brewer (EDGE), New Mexico	5/30/1995	29
7. Monte Harrison (WR), Arkansas	8/10/1995	29
8. Alex Raich (LB), Kansas	11/17/1996	27
9. Mark Vassett (P), Colorado	12/4/1996	27
10. Adam Jacklin (P), UTEP	8/2/1997	27
11. David Marshall (DL), Baylor	11/11/1997	26
12. Cam McCormack (TE), Miami (Fla.)	4/2/1998	26
13. Johnny Mawa (OL), Utah	4/27/1998	26
14. Keenan Pili (LB), Tennessee	5/29/1998	26
15. Wilson Berry (P), Kentucky	6/18/1998	26
16. James Hansen (DL), Texas Tech	6/16/1998	26
<b>17. Sylvain Yondjoen (DL), Georgia Tech</b>	<b>6/21/1998</b>	<b>26</b>
18. Ailiki Virmahi (DT), Utah	8/3/1998	26

Research courtesy of the University New Mexico

- Yondjoen sustained a season-ending knee injury in last season's opener against Louisville (Sept. 1). He medically redshirted to return to Georgia Tech for a sixth season in 2024.

**SPECIAL TEAMS**

- As it has been since **Brent Key** took over as head coach in 2022, Georgia Tech is one of the nation's most prolific kick-blocking teams once again in 2024.

- Tech has blocked three kicks (two field goals and a punt) in five games, which is tied for the most blocked kicks in the nation this season.

**MOST BLOCKED KICKS — FBS, 2024**

Team	Blocked Kicks
<b>1. Georgia Tech</b>	<b>3</b>
Boise State	3
Eastern Michigan	3
Louisville	3
Purdue	3
TCU	3
7. 16 teams tied	2

- DB **Syed Gibbs'** field goal block at No. 19/20 Louisville (Sept. 21) was Georgia Tech's 10th blocked kick in 26 games since Oct. 1, 2022 (Key's first game as the Yellow Jackets' interim head coach). The Yellow Jackets' 10 blocks are the most in the nation during that span.

**MOST BLOCKED KICKS SINCE OCT. 1, 2022 (BRENT KEY'S FIRST GAME AS GT'S HEAD COACH) — FBS**

Georgia Tech	10
Notre Dame	10
Miami (Ohio)	9
Army West Point	8
Illinois	8
South Carolina	8
Nebraska	7
Tennessee	7

- Tech has finished among the top 10 nationally in blocked kicks each of the last two seasons (t-10th in 2022 - four; t-third in 2023 - four).

- On Sept. 7 at Syracuse, Georgia Tech matched a school record with two blocked kicks (a blocked field goal by Sr. DL **Zeek Biggers** in the first quarter and a blocked punt by Fr. DL **Amontrae Bradford** in the second quarter).

- It was the 11th time in program history that Georgia Tech has blocked two kicks in a game and the second time in **Brent Key's** first 24 games as the Yellow Jackets' head coach. The Jackets also blocked two kicks versus Virginia on Oct. 20, 2022. In that game, Tech also blocked a field goal and a punt, and the blocked field goal was by Biggers.

- Biggers' blocked kick at Syracuse was the third of his career. He previously blocked field goals vs. Virginia on Oct. 20, 2022 and at Ole Miss on Sept. 16, 2023).

- Since the beginning of the 2013 season, Georgia Tech has blocked 34 kicks, which are tied for the third-most by an NCAA Division I FBS team during that span.

**MOST BLOCKED KICKS SINCE 2013 (FBS)**

Army West Point	36
Oklahoma State	35
<b>Georgia Tech</b>	<b>34</b>
Temple	34
SMU	32
Rutgers	31
Texas A&M	31
Indiana	30
Notre Dame	30
Utah State	30
BYU	29
Middle Tennessee	29

- In the season opener against Florida State (Aug. 24), r-So. PK **Aidan Birr** made a 44-yard field goal as time expired to lift Georgia Tech to a 24-21 win over the 10th-ranked Seminoles.

- Birr's game-winning field goal was the first "walk-off" field goal by a Yellow Jacket since current Kansas City Chief and three-time Super Bowl champion Harrison Butker made a 24-yarder as time expired in the Yellow Jackets' 27-24 victory at Virginia Tech on Sept. 20, 2014.

- Birr's game winning field goal was only the fifth "walk-off" field goal in Georgia Tech history, and the longest.

**"WALK-OFF" FIELD GOALS (SCORED WINNING POINTS ON FINAL PLAY OF GAME) — GT HISTORY**

Player	Opponent	Dist.	Score	Date
Scott Sisson	Virginia	33	24-21	9/19/91
Scott Sisson	No. 21 NC State	29	16-13	10/3/92
Luke Manget	No. 16 Georgia	38	51-48	11/27/99
Harrison Butker	Virginia Tech	24	27-24	9/20/14
<b>Aidan Birr</b>	<b>No. 10 Florida St.</b>	<b>44</b>	<b>24-21</b>	<b>8/24/24</b>

- Birr — an honorable mention freshman all-America selection by *College Football News* — established himself as one of the nation's top place kickers as a redshirt freshman in 2023.

- After missing the entire 2022 campaign due to a knee injury sustained while still in high school in Kennedale, Texas (Kennedale H.S.), Birr made 17-of-19 field goals as a redshirt freshman in 2023, good for a .895 percentage

- Birr's .895 field-goal percentage last season was the second-highest in Georgia Tech single-season history (behind only former teammate Gavin Stewart's .923 in 2022), the highest by a freshman in Tech history, the ninth-best in the nation in 2023 and the third-best among freshmen nationally.

- Birr's 17 field goals made 88 total points last season were also the most ever by a Tech freshman.

- Seven of Birr's 17 field goals last season came from 40 yards or more, which were the most field goals of 40-plus yards by a Yellow Jacket since three-time Super Bowl champion Harrison Butker (Kansas City Chiefs) made eight field goals from 40 yards or more as a senior at Tech in 2016

- Sr. P **David Shanahan** is averaging 45.6 yards per punt through five games this season. His 45.6-yard average would rank 19th nationally and fifth in the ACC this season if he had enough attempts to qualify for the official NCAA statistical rankings (min. 3.6 punts per game - Shanahan is averaging 2.8).

- Even more impressively, Shanahan owns a net punting average of 43.7 yards (14th nationally, third in the ACC), as only six of his 14 punts have been returned for a total of 6 yards (1.0 avg.).

- Seven of Shanahan's 14 punts have been downed inside the 20.

- Shanahan, who hails from Castleisland in County Kerry, about three hours southwest of Dublin, is believed to be the first Ireland native ever awarded a full scholarship to play American college football.

- Playing in front of more than 100 family and friends in Tech's season opener versus No. 10 Florida State in Dublin, Ireland (Aug. 24), Shanahan averaged 46.5 yards over two punts and, perhaps more notably, was on the field for the game-winning field goal as Birr's holder.

**MISCELLANEOUS**

• Georgia Tech ranks 21st in NCAA Division I FBS history with 759 all-time victories.

**ALL-TIME WINS — NCAA DIVISION I FBS**

Wins	Team
1. 1007	Michigan
2. 968	Alabama
3. 967	Ohio State
4. 952	Texas
5. 951	Notre Dame
6. 947	Oklahoma
7. 933	Penn State
8. 920	Nebraska
9. 884	Georgia
10. 877	USC
11. 869	Tennessee
12. 809	LSU
13. 801	Auburn
14. 800	Clemson
15. 783	West Virginia
16. 781	Texas A&M
17. 778	Washington
18. 774	Virginia Tech
19. 765	Pittsburgh
20. 760	Florida
<b>21. 759</b>	<b>Georgia Tech</b>
22. 745	Syracuse
23. 744	Wisconsin
24. 743	Arkansas
25. 741	Navy

• As has become commonplace at Georgia Tech, the Yellow Jackets are once again navigating one of the nation's toughest schedules in 2024.

• All 11 of Georgia Tech's NCAA Division I opponents in 2024 appeared in bowl games in 2023. The Yellow Jackets are the only team in the nation with that distinction.

• Tech's 2024 opponents had a combined record of 103-54 in 2023, which gives the Jackets the nation's fourth-toughest schedule in terms of opponents' 2023 winning percentage.

**Toughest Schedules — 2024 (NCAA Division I FBS)**

Team	2024 Opponents' 2023 Record (Pct.)
1. Florida	106-50 (.679)
2. USC	106-53 (.667)
3. Northwestern	104-53 (.662)
<b>4. Georgia Tech</b>	<b>103-54 (.656)</b>
5. Oregon	101-57 (.639)

• Facing a daunting schedule is nothing new for Georgia Tech, as its 2021 schedule was the nation's toughest and its 2022 slate ranked sixth, based on opponents' final winning percentage.

• As is often the case, turnover margin has been a strong indicator of whether Georgia Tech wins or loses over the last three-plus seasons. In their 21 wins since the beginning of the 2020 campaign, the Yellow Jackets have won the turnover battle in 14-of-21 games and are plus-32 overall in turnover margin. On the flip side, Tech has lost the turnover battle in 19 of its 31 defeats since the beginning of 2020 and is minus-28 overall in turnover margin in those 31 losses.

• This season, Georgia Tech is plus-1 in turnover margin in its three wins and minus-1 in its two defeats.

• Last season, the Yellow Jackets were plus-11 in turnover margin in their seven wins and minus-seven in their six defeats.

• One area where Georgia Tech is looking to return to last season's form is in penalties.

• Last season, the Yellow Jackets were one of the ACC's least-penalized teams last season, ranking third in the conference in fewest penalties per game (5.17) and fourth in fewest penalty yards per game (45.58).

• However, through five games this season, Tech ranks seventh in the ACC in penalties per game (5.20) and sixth in penalty yards per game (42.6).

• Head coach **Brent Key** is the fifth Georgia Tech alumnus to ever serve as the Yellow Jackets' football head coach, joining William Alexander (1920-44), Bill Fulcher (1972-73), Pepper Rodgers (1974-79) and Bill Curry (1980-86).

• Georgia Tech's 11 full-time coaches have combined to win 79 championships at high school (state), college (division/conference/national) and NFL (division/conference/Super Bowl) levels as players and coaches.

**CHAMPIONSHIPS WON BY GEORGIA TECH STAFF**

<b>HC Brent Key</b> .....	<b>17</b>
(9 division, 7 conference, 1 national)	
<b>OC/TE Buster Faulkner</b> .....	<b>14</b>
(1 HS state, 4 division, 6 conference, 3 national)	
<b>Asst. HC/Co-OC/QB Chris Weinke</b> .....	<b>9</b>
(1 division, 4 conference, 2 national, 1 NFL division, 1 NFL conf.)	
<b>RB/Run-Game Coord. Norv McKenzie</b> .....	<b>4</b>
(2 division, 2 conference)	
<b>OL Geep Wade</b> .....	<b>2</b>
(1 division, 1 conference)	
<b>WR Trent McKnight</b> .....	<b>2</b>
(1 division, 1 conference)	
<b>DC/LB Tyler Santucci</b> .....	<b>4</b>
(4 conference)	
<b>Assoc. HC/STC/CB Ricky Brumfield</b> .....	<b>5</b>
(2 division, 3 conference)	
<b>DL Jess Simpson</b> .....	<b>12</b>
(1 division, 1 conference, 10 HS state)	
<b>DB Cory Peoples</b> .....	<b>4</b>
(1 conference, 1 national, 1 CFL division, 1 NFL division)	
<b>OLB/DE Kyle Pope</b> .....	<b>6</b>
(2 division, 3 conference, 1 national)	
<b>TOTAL</b> .....	<b>79</b>

• Since the beginning of the 2016 season, Georgia Tech has played games in seven different National Football League stadiums (Mercedes-Benz Stadium - Atlanta, Ford Field - Detroit, TIAA Bank Field - Jacksonville, Hard Rock Stadium - Miami, Lincoln Financial Field - Philadelphia, Acrisure Field - Pittsburgh and Raymond James Stadium - Tampa Bay), which is tied for the fifth-most NFL stadiums that any college football team has played in during that span.

**MOST NFL STADIUMS PLAYED IN BY COLLEGE FOOTBALL TEAMS (SINCE 2016)**

- 11 – Notre Dame** – Arizona, Baltimore, Carolina, Chicago, Dallas, Jacksonville, Las Vegas, Los Angeles (Coliseum), Miami, New York, Pittsburgh
- 9 – Clemson** – Arizona, Atlanta, Carolina, Dallas, New Orleans, Pittsburgh, San Francisco, Tampa Bay, Miami
- 8 – Wisconsin** – Carolina, Chicago, Dallas, Green Bay, Indianapolis, Las Vegas, Miami, Tampa Bay
- 8 – BYU** – Arizona, New England, Las Vegas, New Orleans, San Diego, Tampa Bay, Washington, Los Angeles (Coliseum)
- 7 – GEORGIA TECH** – Atlanta, Detroit, Jacksonville, Miami, Philadelphia, Pittsburgh, Tampa Bay
- 7 – Alabama** – Atlanta, Dallas, Indianapolis, Miami, New Orleans, San Francisco, Tampa Bay
- 7 – Georgia** – Atlanta, Carolina, Indianapolis, Jacksonville, New Orleans, Miami, Los Angeles (SoFi)
- 6 – Texas A&M** – Carolina, Dallas, Denver, Houston, Jacksonville, Miami

**2024 HONORS AND AWARDS**
**IN-SEASON**
**ACC QUARTERBACK OF THE WEEK**

r-Jr. QB Haynes King (Aug. 24 vs. Florida State)

**ACC RUNNING BACK OF THE WEEK**

r-Jr. RB Jamal Haynes (Aug. 24 vs. Florida State)

**ACC OFFENSIVE LINEMAN OF THE WEEK**

Sr. C Weston Franklin (Aug. 24 vs. Florida State)

**ACC LINEBACKER OF THE WEEK**

r-So. Kyle Eford (Aug. 24 vs. Florida State)

**CAMPBELL TROPHY SEMIFINALIST** (Scholar-Athlete)

Sr. LS Henry Freer

**PRESEASON**
**MAXWELL AWARD WATCH LIST**

r-Jr. QB Haynes King

r-Jr. RB Jamal Haynes

**DAVEY O'BRIEN AWARD WATCH LIST** (Quarterback)

r-Jr. QB Haynes King

**MANNING AWARD WATCH LIST** (Quarterback)

r-Jr. QB Haynes King

**JOHNNY UNITAS GOLDEN ARM AWARD WATCH LIST**

(Quarterback)

r-Jr. QB Haynes King

**OUTLAND TROPHY WATCH LIST** (Offensive Line)

Sr. C Weston Franklin

**RIMINGTON TROPHY WATCH LIST** (Center)

Sr. C Weston Franklin

**PAUL HORNUNG AWARD WATCH LIST** (Most Versatile)

r-Jr. RB Jamal Haynes

**LOU GROZA AWARD WATCH LIST** (Kicker)

r-So. Aidan Birr

**WALTER CAMP PLAYER OF THE YEAR WATCH LIST**

r-Jr. RB Jamal Haynes

**DOAK WALKER AWARD WATCH LIST** (Running Back)

r-Jr. RB Jamal Haynes

**COMEBACK PLAYER OF THE YEAR WATCH LIST**

r-Sr. DL Sylvain Yondjouen

r-Jr. WR Leo Blackburn



# DEPTH CHART

## OFFENSE

### LEFT TACKLE

- 55 COREY ROBINSON II..... 6-5 .....305.... r-Jr.**  
**or 71 JORDAN BROWN..... 6-5 .....315.... r-Jr.**  
 78 Ethan Mackenny .....6-4.....310 .... So.

### LEFT GUARD

- 67 JOE FUSILE..... 6-6 .....315.... r-Jr.**  
 52 Harrison Moore.....6-5.....290 .... Fr.

### CENTER

- 72 WESTON FRANKLIN..... 6-4 .....310.... Sr.**  
 50 Tana Alo-Tupuola .....6-1.....310 .... Fr.

### RIGHT GUARD

- 77 KEYLAN RUTLEDGE..... 6-4 .....310.... Jr.**  
 58 Brandon Best.....6-4.....305 .... r-So.  
**or 70 Jameson Riggs..... 6-6.....310 .... Fr.**

### RIGHT TACKLE

- 54 JORDAN WILLIAMS..... 6-6 .....315.... Sr.**  
 74 Benjamin Galloway.....6-4.....310 .... r-Fr.

### TIGHT END

- 9 AVERY BOYD..... 6-3 .....240.... Sr.**  
**or 85 JACKSON HAWES..... 6-5 .....260.... r-Sr.**  
 15 Luke Harpring.....6-3.....225 .... Fr.  
**or 17 Josh Beetham ..... 6-5.....250 .... r-Jr.**  
**or 86 Ryland Goede ..... 6-6.....255 .... r-Sr.**

### WIDE RECEIVER

- 8 MALIK RUTHERFORD ... 5-9 .....170.... r-Jr.**  
 87 Bailey Stockton.....5-11 ....185 .... r-Fr.

### WIDE RECEIVER

- 7 CHASE LANE..... 6-0 .....195.... r-Sr.**  
 1 Leo Blackburn .....6-5.....220 .... r-Jr.

### WIDE RECEIVER

- 2 ERIC SINGLETON JR..... 5-11 ...190.... So.**  
 4 Abdul Jannah, Jr.....6-3.....195 .... r-Sr.

### RUNNING BACK

- 11 JAMAL HAYNES ..... 5-9 .....180.... r-Jr.**  
 3 Trey Cooley.....5-10 ....205 .... Sr.  
**or 6 Anthony Carrie..... 6-0.....195 .... Fr.**  
**or 27 Chad Alexander ..... 5-9.....185 .... So.**  
**or 28 Trelain Maddox ..... 6-1.....210 .... Fr.**

### QUARTERBACK

- 10 HAYNES KING..... 6-3 .....215.... r-Jr.**  
 5 Zach Pyron.....6-3.....220 .... r-So.

## DEFENSE

### END

- 27 JOSHUA ROBINSON ..... 6-6 .....265.... Sr.**  
**or 32 SYLVAIN YONDJOUEEN .. 6-4 .....260.... r-Sr.**  
 90 Jordan Boyd .....6-3.....260 .... Fr.

### NOSE

- 88 ZEEK BIGGERS..... 6-6 .....320.... Sr.**  
 99 Jordan van den Berg.....6-3.....305 .... r-Jr.  
**or 95 Jason Moore ..... 6-2.....265 .... r-Jr.**

### TACKLE

- 8 MAKIUS SCOTT ..... 6-4 .....290.... Sr.**  
 13 Horace Lockett .....6-6.....315 .... r-So.  
**or 59 Thomas Gore..... 6-0.....290 .... r-Sr.**

### RUSH

- 9 ROMELLO HEIGHT ..... 6-3 .....240.... r-Jr.**  
**or 11 KEVIN HARRIS ..... 6-4 .....245.... Sr.**  
 35 Jacob Cruz .....6-4.....245 .... So.  
**or 98 Amontrae Bradford ..... 6-5.....250 .... Fr.**

### LINEBACKER

- 44 KYLE EFFORD ..... 6-2 .....230.... r-So.**  
 2 E.J. Lightsey.....6-2.....230 .... r-So.

### LINEBACKER

- 0 TRENILYAS TATUM ..... 6-2 .....225.... Sr.**  
 15 Tah'j Butler.....6-1 .....230 .... Fr.

### NICKEL/SAM

- 21 OMAR DANIELS..... 6-0 .....176.... r-Jr.**  
**or 6 RODNEY SHELLEY ..... 5-11 ...180.... Jr.**  
 16 Syyeed Gibbs .....6-0 .....190 .... r-So.

### STRONG SAFETY

- 5 CLAYTON POWELL-LEE.. 6-2 .....195.... Jr.**  
 24 Jayden Davis.....6-2.....185 .... r-Fr.

### FREE SAFETY

- 1 LAMILES BROOKS ..... 6-2 .....200.... Sr.**  
 7 Taye Seymore.....5-11 ....205 .... So.

### RIGHT CORNERBACK

- 3 AHMARI HARVEY ..... 6-0 .....190.... r-Jr.**  
 23 Zachary Tobe.....6-2.....195 .... So.

### LEFT CORNERBACK

- 4 WARREN BURRELL..... 6-0 .....195.... r-Sr.**  
 14 Nehemiah Chandler .....6-1 .....170 .... Fr.

## SPECIALISTS

### PLACE KICKER

- 33 AIDAN BIRR ..... 6-1 .....200.... r-So.**  
 39 James Whatley .....6-2.....195 .... Fr.

### PUNTER

- 43 DAVID SHANAHAN ..... 6-2 .....195.... Sr.**  
 39 James Whatley .....6-2.....195 .... Fr.

### LONG SNAPPER

- 46 HENRY FREER ..... 6-0 .....205.... r-Sr.**  
 48 Joseph Stoever.....6-2.....210 .... r-Fr.

## GEORGIA TECH COACHES ON GAMEDAY ON THE FIELD

### Head Coach

Brent Key — Second season (Georgia Tech, 2001)

### Asst. Head Coach/Co-Offensive Coord./Quarterbacks:

Chris Weinke — Third season (Florida State, 2000)

### Running Backs/Run Game Coordinator:

Norv McKenzie — Second season (Vanderbilt, 2005)

### Offensive Line:

Geep Wade — Second season (Chattanooga, 2002)

### Wide Receivers:

Trent McKnight — First season (Samford, 2010)

### Assoc. Head Coach/Special Teams Coord./Cornerbacks:

Ricky Brumfield — Second season (Utah State, 1999)

### Defensive Line:

Jess Simpson — First season (Auburn, 1993)

### Defensive Backs:

Cory Peoples — First season (South Carolina, 2005)

### Defensive Line:

Kyle Pope — First season (Jacksonville State, 2015)

## IN THE BOOTH

### Offensive Coordinator/Tight Ends:

Buster Faulkner — Second season (Valdosta State, 2005)

### Defensive Coordinator/Linebackers:

Tyler Santucci — First season (Stony Brook, 2010)

## PRONUNCIATION GUIDE

### Student-Athletes

0	TRENILYAS Tatum	trin-NIL-yus
3	AHMARI Harvey	ah-MAHR-ee
4	ABDUL JANNEH, Jr.	ab-DOOL juh-NUH
5	Zach PYRON	PYE-rin
8	MALIK Rutherford	muh-LEEK
8	MAKIUS Scott	muh-KYE-yus
12	Aaron PHILO	FY-loh
15	TAH'J Butler	TAH-jay
16	SYEED Gibbs	sy-EEED
17	Josh BEETHAM	BEE-thum
23	Zachary TOBE	TOH-bee
25	TAYE SEYMORE	TAY SEE-more

28	TRELAIN Maddox	TRAY-lin
32	Sylvain YONDJOUEEN	yun-JEW-in
42	Luke LAUGHTER	LAW-ter
44	Kyle EFFORD	EE-ferd
49	CHUMA OKYOE	CHEW-muh oh-KOY-yay
50	TANA ALO-TUPUOLA	TAN-uh AH-loh too-poo-OHL-uh
54	Caleb DOZIER	DOH-sher
59	Will SCIUSSUM	SIZ-um
64	Ryan PURVES	purvs
67	Joe FUSILE	FEW-sill
80	Brett SEITHER	SY-ther
86	Ryland GOEDE	GOH-dee
93	JAAYMEN ROCHELL	JAY-min roh-SHELL

94	UCHE ILOH	OO-chay EE-loe
96	SHYMEIK Jones	SHY-meek
98	AMONTRAE Bradford	uh-MAHN-tray

### Coaches

	Tyler SANTUCCI	san-TOO-chee
	Chris WEINKE	WENG-kee

# 2024 ROSTERS

ALPHABETICAL		
NO.	NAME	POS.
57	Cade Adams	DL
36	Kace Adams	DB/LS
27	Chad Alexander	RB
50	Tana Alo-Tupuola	OL
17	Josh Beetham	TE
56	Jacob Benjamin	OL
58	Brandon Best	OL
88	Zeek Biggers	DL
33	Aidan Birr	PK
1	Leo Blackburn	WR
25	Nick Bliss	WR
9	Avery Boyd	TE
90	Jordan Boyd	DL
98	Amontrae Bradford	DL
1	LaMiles Brooks	DB
71	Jordan Brown	OL
4	Warren Burrell	DB
15	Tah'j Butler	LB
68	Bobby Campbell	OL
13	Isiah Canion	WR
6	Anthony Carrie	RB
14	Nehemiah Chandler	DB
38	A.J. Cheeks	LB
93	Drew Cohen	LB
53	Jack Collins	LB
3	Trey Cooley	RB
35	Jacob Cruz	LB
21	Omar Daniels	DB
24	Jayden Davis	DB
24	Trent Davis	WR
28	Austin Dean	LB
29	Nico Dowdell	DB
54	Caleb Dozier	LB
45	Bayler Duncan	LB
44	Kyle Efford	LB
89	Chris Elko	WR
79	Jordan Floyd	OL
31	Jonorian Fouts	LB
34	Myles Forristall	LB
25	Cedric Franklin II	DB
72	Weston Franklin	OL
46	Henry Freer	LS
67	Joe Fusile	OL
74	Benjamin Galloway	OL
16	Syeed Gibbs	DB
86	Ryland Goede	TE
21	Daylon Gordon	RB
59	Thomas Gore	DL
76	Kai Greer	OL
20	Ben Guthrie	QB
17	Jackson Hamilton	LB
15	Luke Harpring	TE
11	Kevin Harris II	DL
3	Ahmari Harvey	DB
85	Jackson Hawes	TE
11	Jamal Haynes	WR
9	Romello Height	DL
26	Ben Hollerbach	DB

NUMERICAL							
NO.	NAME	POS.	HT.	WT.	CL.	HOMETOWN/HIGH SCHOOL (PREVIOUS COLL.)	
0	Trenilyas Tatum	LB	6-2	225	Sr.	Riverdale, Ga./Mount Zion H.S.	
1	Leo Blackburn	WR	6-5	220	r-Jr.	Atlanta, Ga./Westlake H.S.	
1	LaMiles Brooks	DB	6-2	200	Sr.	Jacksonville, Fla./Trinity Christian Academy	
2	Eric Singleton, Jr.	WR	5-11	190	So.	Douglasville, Ga./Alexander H.S.	
2	E.J. Lightsey	LB	6-2	230	r-So.	Fitzgerald, Ga./Fitzgerald H.S. (Georgia)	
3	Trey Cooley	RB	5-10	205	Sr.	Raleigh, N.C./Knightdale H.S. (Louisville)	
3	Ahmari Harvey	DB	6-0	190	r-Jr.	Tallahassee, Fla./Florida State Univ. School (Auburn)	
4	Warren Burrell	DB	6-0	195	r-Sr.	Suwanee, Ga./North Gwinnett H.S. (Tennessee)	
4	Abdul Janneh, Jr.	WR	6-3	195	r-Sr.	Hanover, Pa./New Oxford H.S. (Duquesne)	
5	Clayton Powell-Lee	DB	6-2	195	Jr.	Atlanta, Ga./Westlake H.S.	
5	Zach Pyron	QB	6-3	220	r-So.	Pinson, Ala./Pinson Valley H.S.	
6	Anthony Carrie	RB	6-0	195	Fr.	Tampa, Fla./Carrollwood Day School	
6	Rodney Shelley	DB	5-11	180	Jr.	Fairburn, Ga./Langston Hughes H.S.	
7	Chase Lane	WR	6-0	195	r-Sr.	Houston, Texas/St. Pius X H.S. (Texas A&M)	
7	Taye Seymore	DB	5-11	205	So.	Atlanta, Ga./South Atlanta H.S.	
8	Malik Rutherford	WR	5-9	170	r-Jr.	Miami, Fla./Champagnat Catholic School	
8	Makius Scott	DL	6-4	290	Sr.	Gainesville, Ga./Gainesville H.S. (South Carolina)	
9	Avery Boyd	TE	6-3	240	Sr.	Tallahassee, Fla./Godby H.S.	
9	Romello Height	DL	6-3	240	r-Jr.	Dublin, Ga./Dublin H.S. (USC)	
10	Haynes King	QB	6-3	204	r-Jr.	Longview, Texas/Longview H.S. (Texas A&M)	
11	Kevin Harris II	DL	6-4	250	Sr.	Loganville, Ga./Grayson H.S. (Alabama)	
11	Jamal Haynes	RB	5-9	190	r-Jr.	Loganville, Ga./Grayson H.S.	
12	Aaron Philo	QB	6-2	215	Fr.	Bogart, Ga./Prince Avenue Christian School	
13	Isiah Canion	WR	6-4	210	Fr.	Warner Robins, Ga./Warner Robins H.S.	
13	Horace Lockett	DL	6-6	315	r-So.	Atlanta, Ga./Westlake H.S.	
14	Nehemiah Chandler	DB	6-1	170	Fr.	Jacksonville, Fla./Wakulla H.S.	
14	Graham Knowles	QB	6-7	220	Fr.	Southlake, Texas/Carroll H.S.	
15	Tah'j Butler	LB	6-1	230	Fr.	New Orleans, La./Edna Karr H.S.	
15	Luke Harpring	TE	6-3	225	Fr.	Atlanta, Ga./Marist School	
16	Syeed Gibbs	DB	6-0	190	r-So.	Everett, Mass./Everett H.S. (Rhode Island)	
16	Brody Rhodes	QB	6-1	200	r-Jr.	Canton, Ga./Creekview H.S.	
17	Josh Beetham	TE	6-5	250	r-Jr.	Yorkville, Ill./Yorkville H.S. (Michigan)	
17	Jackson Hamilton	LB	6-0	230	r-Jr.	Woodstock, Ga./Blessed Trinity H.S. (Louisville)	
18	Troy Stevenson IV	DB	5-11	180	Fr.	Huger, S.C./Philip Simmons H.S.	
18	Zion Taylor	WR	6-0	205	r-Fr.	Norcross, Ga./Norcross H.S.	
20	Ben Guthrie	QB	5-10	185	r-Fr.	Alpharetta, Ga./Alpharetta H.S.	
20	Christian Pritchett	DB	6-2	190	Fr.	Harvey, La./St. Augustine H.S.	
21	Omar Daniels	DB	6-0	190	r-Jr.	Moultrie, Ga./Colquitt County H.S. (Kansas State)	
21	Daylon Gordon	RB	5-9	185	r-Jr.	Eastman, Ga./Dodge County H.S.	
22	D.J. Moore	DB	6-1	195	r-So.	Loganville, Ga./Archer H.S.	
23	Zachary Tobe	DB	6-2	195	So.	Ocoee, Fla./Ocoee H.S. (Illinois)	
24	Jayden Davis	DB	6-2	185	r-Fr.	Suwanee, Ga./Collins Hill H.S. (Cincinnati)	
24	Trent Davis	WR	5-11	175	r-Jr.	Douglas, Ga./Coffee H.S.	
25	Nick Bliss	WR	5-10	180	Fr.	Richmond Hill, Ga./Richmond Hill H.S.	
25	Cedric Franklin II	DB	6-0	185	Fr.	Mableton, Ga./Kell H.S.	
26	Ben Hollerbach	DB	5-10	180	r-So.	Savannah, Ga./Benedictine Military Academy	
27	Chad Alexander	RB	5-9	185	So.	Lawrenceville, Ga./Archer H.S.	
27	Joshua Robinson	DL	6-6	265	Sr.	Douglasville, Ga./Douglas County H.S.	
28	Austin Dean	LB	6-2	225	r-Jr.	Tampa, Fla./Berkeley Prep (Rutgers)	
28	Trelain Maddox	RB	6-1	210	Fr.	Stone Mountain, Ga./Parkview H.S.	
29	Nico Dowdell	DB	6-0	200	r-Fr.	Loganville, Ga./Loganville H.S.	
30	Lawson Pritchett	DB	6-3	210	Fr.	Rabun Gap, Ga./Rabun Gap-Nacoochee School	
31	Jonorian Fouts	LB	5-10	225	r-Fr.	Swainsboro, Ga./Swainsboro H.S.	
32	Sylvain Yondjouen	DL	6-4	260	r-Sr.	Ruisbroek, Belgium/Don Bosco School	
33	Aidan Birr	PK	6-1	200	r-So.	Kennedale, Texas/Kennedale H.S.	
34	Myles Forristall	LB	6-0	230	r-Fr.	Cartersville, Ga./Cartersville H.S.	
35	Jacob Cruz	LB	6-4	245	So.	Kennesaw, Ga./North Cobb Christian School	
36	Kace Adams	DB/LS	5-11	190	r-Fr.	Cartersville, Ga./Cartersville H.S.	



# 2024 ROSTERS

NO.	NAME	POS.	HT.	WT.	CL.	HOMETOWN/HIGH SCHOOL (PREVIOUS COLL.)
37	Joseph Moseley	DB	6-0	185	Fr.	Marietta, Ga./Marietta H.S.
38	A.J. Cheeks	DB	5-10	180	r-Fr.	Lawrenceville, Ga./Mountain View H.S.
39	Will Kiker	DB	6-1	190	r-Fr.	Ellijay, Ga./Gilmer County H.S.
39	James Whatley	P/PK	6-2	195	Fr.	Birmingham, Ala./Oak Mountain H.S.
40	Joshua Taylor	P	6-3	220	r-Fr.	Sharpsburg, Ga./Trinity Christian School
42	Luke Laughter	LB	6-0	220	Fr.	Atlanta, Ga./St. Pius X H.S.
43	David Shanahan	P	6-2	195	Sr.	Castleisland, Co. Kerry, Ireland/St. Patrick's Sec. School
44	Kyle Efford	LB	6-2	230	r-So.	Dacula, Ga./Dacula H.S.
45	Bayler Duncan	LB	6-0	195	Fr.	Cumming, Ga./South Forsyth H.S.
45	Andrew Nelms	PK/P	6-1	195	Fr.	Marietta, Ga./Pope H.S.
46	Henry Freer	LS	6-0	205	r-Sr.	College Park, Ga./Woodward Academy
47	Joshua Ruder	OL	6-5	270	r-Fr.	Loganville, Ga./Loganville H.S.
48	Joseph Stoever	LS	6-2	210	r-Fr.	Savannah, Ga./Benedictine Military Academy
49	Chuma Okoye	DL	6-0	230	r-Fr.	Dacula, Ga./Dacula H.S.
49	Ronnie Thomas	LS	5-10	215	r-So.	Warner Robins, Ga./Houston County H.S. (Kennesaw St.)
50	Tana Alo-Tupuola	OL	6-1	310	Fr.	Brownsburg, Ind./IMG (Fla.) Academy
52	Harrison Moore	OL	6-5	290	Fr.	Southlake, Texas/Carroll H.S.
53	Jack Collins	LB	6-1	225	r-Fr.	Weddington, N.C./Weddington H.S.
54	Caleb Dozier	LB	6-2	225	Fr.	Dothan, Ala./Headland H.S.
54	Jordan Williams	OL	6-6	315	Sr.	Gainesville, Ga./Gainesville H.S.
55	Corey Robinson II	OL	6-5	305	r-Jr.	Roswell, Ga./Roswell H.S. (Kansas)
56	Jacob Benjamin	OL	6-4	295	r-Fr.	Flowery Branch, Ga./Cherokee Bluff H.S. (Army West Point)
57	Cade Adams	DL	6-0	285	r-Fr.	Dawsonville, Ga./Dawson County H.S.
58	Brandon Best	OL	6-4	305	r-So.	Tucker, Ga./Milton H.S.
59	Thomas Gore	DL	6-0	290	r-Sr.	Nashville, Ga./Brentwood Academy (Miami (Fla.))
59	Will Scissum	LS	6-2	260	r-Sr.	Marietta, Ga./The Walker School
60	Nick Pearson	OL	6-3	305	r-Fr.	Milton, Ga./Blessed Trinity H.S. (Kentucky)
64	Ryan Purves	OL	6-3	300	r-SO.	Marietta, Ga./Walton H.S.
67	Joe Fusle	OL	6-6	315	r-Jr.	Richmond Hill, Ga./Richmond Hill H.S.
68	Bobby Campbell	OL	6-3	285	Fr.	Adairsville, Ga./Adairsville H.S.
70	Jameson Riggs	OL	6-6	310	Fr.	Douglasville, Ga./Hiram H.S.
71	Jordan Brown	OL	6-5	315	r-Jr.	Long Beach, Calif./Jireh (N.C.) Prep Acad. (UNC Charlotte)
72	Weston Franklin	OL	6-4	310	Sr.	Jesup, Ga./Wayne County H.S.
73	Patrick Screws, Jr.	OL	6-5	310	r-Fr.	Eufaula, Ala./Eufaula H.S.
74	Benjamin Galloway	OL	6-4	310	r-Fr.	Powder Springs, Ga./Hillgrove H.S.
76	Kai Greer	OL	6-6	280	Fr.	Charlotte, N.C./Marvin Ridge H.S.
77	Keylan Rutledge	OL	6-4	310	Jr.	Royston, Ga./Franklin County H.S. (Middle Tennessee)
78	Ethan Mackenny	OL	6-4	310	Fr.	Marietta, Ga./Lassiter H.S.
79	Jordan Floyd	OL	6-6	315	Fr.	Lilburn, Ga./Parkview H.S.
80	Brett Seither	TE	6-5	240	r-Sr.	Clearwater, Fla./Clearwater Cent. Catholic H.S. (Georgia)
81	Trey Horne	WR	6-3	195	Fr.	Columbia, S.C./Raybun Gap-Nacoochee (Ga.) School
82	Jackson Long	TE	6-4	225	r-So.	Hendersonville, Tenn./Beech H.S. (South Florida)
83	Blake Ragsdale	TE	6-4	235	Fr.	Nashville, Tenn./Montgomery Bell Academy
84	David Prince	TE	6-4	230	Fr.	Brunswick, Ga./Glynn Academy
85	Jackson Hawes	TE	6-5	260	r-Sr.	Salt Lake City, Utah/Highland H.S. (Yale)
86	Ryland Goede	TE	6-6	255	r-Sr.	Kennesaw, Ga./Kennesaw Mountain H.S. (Mississippi St.)
87	Bailey Stockton	WR	5-11	185	r-Fr.	Bogart, Ga./Prince Avenue Christian School
88	Zeek Biggers	DL	6-6	320	Sr.	Salisbury, N.C./West Rowan H.S.
89	Chris Elko	WR	6-1	195	r-Fr.	Roswell, Ga./Roswell H.S.
90	Jordan Boyd	DL	6-3	260	Fr.	Beech Island, S.C./Silver Bluff H.S.
91	Jaaymen Rochell	DL	6-4	295	r-So.	Duluth, Ga./North Gwinnett H.S.
92	Ty Thompson	DL	6-0	245	r-So.	Acworth, Ga./Allatoona H.S.
93	Drew Cohen	LB	6-3	240	Fr.	Milton, Ga./Milton H.S.
94	Uche Iloh	DL	6-5	275	Fr.	Fayetteville, Ga./McIntosh H.S.
95	Jason Moore	DL	6-2	295	r-Jr.	Hampton, Ga./Dutchtown H.S.
96	Shymeik Jones	DL	6-5	300	Fr.	Camden, S.C./Camden H.S.
97	Landen Marshall	DL	6-2	285	Fr.	Andalusia, Ala./Andalusia H.S.
98	Amontrae Bradford	DL	6-5	250	Fr.	Statesboro, Ga./Statesboro H.S.
99	Jordan van den Berg	DL	6-3	305	r-Jr.	Johannesburg, S. Africa/Providence Christ. Acad. (Penn St.)

NO.	NAME	POS.
81	Trey Horne	WR
94	Uche Iloh	DL
4	Abdul Janneh, Jr.	WR
96	Shymeik Jones	DL
39	Will Kiker	DB
10	Haynes King	QB
14	Graham Knowles	QB
7	Chase Lane	WR
42	Luke Laughter	LB
2	E.J. Lightsey	LB
13	Horace Lockett	DL
82	Jackson Long	TE
78	Ethan Mackenny	OL
28	Trelain Maddox	RB
97	Landen Marshall	DL
3	D.J. Moore	DB
52	Harrison Moore	OL
95	Jason Moore	DL
37	Joseph Moseley	DB
45	Andrew Nelms	PK/P
49	Chuma Okoye	LB
60	Nick Pearson	OL
12	Aaron Philo	QB
5	Clayton Powell-Lee	DB
84	David Prince	TE
20	Christian Pritchett	DB
30	Lawson Pritchett	LB
64	Ryan Purves	OL
5	Zach Pyron	QB
83	Blake Ragsdale	TE
16	Brody Rhodes	QB
70	Jameson Riggs	OL
55	Corey Robinson II	OL
27	Joshua Robinson	DL
91	Jaaymen Rochell	DL
47	Joshua Ruder	OL
8	Malik Rutherford	WR
77	Keylan Rutledge	OL
59	Will Scissum	LS
8	Makius Scott	DL
73	Patrick Screws, Jr.	OL
80	Brett Seither	TE
7	Taye Seymore	DB
43	David Shanahan	P
6	Rodney Shelley	DB
2	Eric Singleton, Jr.	WR
18	Troy Stevenson IV	DB
87	Bailey Stockton	WR
48	Joseph Stoever	LS
0	Trenilyas Tatum	LB
40	Joshua Taylor	P
18	Zion Taylor	WR
49	Ronnie Thomas	LS
92	Ty Thompson	DL
23	Zachary Tobe	DB
99	Jordan van den Berg	DL
39	James Whatley	P/PK
54	Jordan Williams	OL
32	Sylvain Yondjouen	DL



**RECORD BREAKDOWN**

Current Streak	.....	Lost 1
Current Home Streak	.....	Won 2
Current Road Streak	.....	Lost 3
Current Neutral Streak	.....	Won 2
Last Win	.....	59-7 vs. VMI (9/14/24)
Last Home Win	.....	59-7 vs. VMI (9/14/24)
Last Home Loss	.....	31-23 vs. No. 1 Georgia (11/25/23)
Last Win Away From Home	.....	24-21 vs. No. 10 Florida State (8/24)
Last True Road Win	.....	45-17 at Virginia (11/4/23)
Last Loss Away from Home	.....	31-19 at No. 19/20 Louisville (9/21/24)
Last True Road Loss	.....	31-19 at No. 19/20 Louisville (9/21/24)

**Under Key 2024**

Overall	.....	14-12	.....	3-2
Playing at home	.....	6-6	.....	2-0
Playing on the road	.....	6-6	.....	0-2
Playing at a neutral site	.....	2-0	.....	1-0
In bowl games	.....	1-0	.....	0-0
In overtime	.....	1-0	.....	0-0
More than 7 days to prepare	.....	3-3	.....	1-0

In August	.....	2-0	.....	2-0
In September	.....	3-5	.....	1-2
In October	.....	4-3	.....	0-0
In November	.....	4-4	.....	0-0
In December	.....	1-0	.....	0-0
In January	.....	0-0	.....	0-0

Outrushing opponent	.....	11-1	.....	3-1
When rushing for 300 yards	.....	2-0	.....	0-0
When rushing for 400 yards	.....	0-0	.....	0-0
When rushing for 500 yards	.....	0-0	.....	0-0
When rushing for 600 yards	.....	0-0	.....	0-0
Outrushed by opponent	.....	2-11	.....	0-1
When allowing 300 yards rushing	.....	0-0	.....	0-0
Rushing yards the same	.....	1-0	.....	0-0
Outpassing opponent	.....	7-6	.....	2-1
When passing for 300 yards	.....	2-4	.....	1-1
Outpassed by opponent	.....	7-5	.....	1-1
When allowing 300 yards passing	.....	2-2	.....	0-1
When allowing 400 yards passing	.....	0-0	.....	0-0

More total offense than opponent	.....	10-3	.....	3-1
When having 400+ total offense	.....	6-4	.....	2-1
When having 500+ total offense	.....	3-0	.....	1-0
When having 600+ total offense	.....	1-0	.....	0-0
Less total offense than opponent	.....	4-9	.....	0-1
When allowing 400+ total offense	.....	3-9	.....	0-1
When allowing 500+ total offense	.....	1-3	.....	0-1

Committing fewer turnovers	.....	8-3	.....	1-0
Committing more turnovers	.....	0-6	.....	0-1
Turnovers are even	.....	6-3	.....	2-1

< 30:00 of time of possession	.....	8-2	.....	2-1
> 30:00 of time of possession	.....	6-10	.....	1-1

Scoring first	.....	8-7	.....	2-1
Opponent scores first	.....	6-5	.....	1-1

Leading after the 1st quarter	.....	8-4	.....	2-0
Trailing after the 1st quarter	.....	5-6	.....	1-0
Tied after the 1st quarter	.....	1-2	.....	0-2
Leading at halftime	.....	7-1	.....	2-0
Trailing at halftime	.....	5-11	.....	0-2
Tied at halftime	.....	2-0	.....	1-0
Leading after the 3rd quarter	.....	10-2	.....	2-0
Trailing after the 3rd quarter	.....	3-10	.....	0-2
Tied after the 3rd quarter	.....	1-0	.....	1-0

Scoring 0-10 points	.....	0-1	.....	0-0
Scoring 11-20 points	.....	0-4	.....	0-1
Scoring 21-30 points	.....	8-6	.....	1-1
Scoring 31-40 points	.....	2-1	.....	1-0
Scoring 41-plus points	.....	4-0	.....	1-0

Opponent scores 0-10 points	.....	1-0	.....	1-0
Opponent scores 11-20 points	.....	8-1	.....	1-0
Opponent scores 21-30 points	.....	4-0	.....	1-0
Opponent scores 31-40 points	.....	0-8	.....	0-2
Opponent scores 41-plus points	.....	1-3	.....	0-0

**GAMES PLAYED AND STARTS AT GEORGIA TECH**

**GAMES**

NAME	'19	'20	'21	'22	'23	'24	TOT.	CONS.
J. Williams	-	10	11	12	11	5	49	12
L. Brooks	-	4	12	12	13	4	45	1
S. Yondjouen	11	3	12	12	1	5	44	5
D. Shanahan	-	-	12	12	13	5	42	42
M. Scott	-	-	11	12	13	5	41	30
J. Robinson	-	-	10	12	13	5	40	31
T. Tatum	-	-	10	12	12	5	39	5
Z. Biggers	-	-	9	12	13	5	39	30
K. Harris	-	-	12	9	13	5	38	19
W. Franklin	-	-	5	12	13	5	35	31
A. Boyd	-	2	6	7	13	5	33	21
H. Freer	-	-	4	11	13	5	33	24
M. Rutherford	-	-	3	12	13	5	33	30
C. Powell-Lee	-	-	-	12	13	5	30	30
C. Robinson II	-	-	-	12	13	5	30	30
J. Haynes	-	-	2	9	13	5	29	20
J. Fusile	-	-	-	10	13	5	28	20
R. Shelley	-	-	-	10	13	5	28	24
J. Moore	-	-	-	10	12	5	27	5
A. Harvey	-	-	-	9	11	5	25	8
D. Gordon	-	-	-	10	10	5	25	9
B. Best	-	-	-	4	13	5	22	20
K. Efford	-	-	-	4	12	5	22	19
H. King	-	-	-	-	13	5	18	18
A. Birr	-	-	-	-	12	5	17	17
A. Janneh	-	-	-	-	12	5	17	15
T. Seymore	-	-	-	-	12	5	17	17
E. Singleton, Jr.	-	-	-	-	12	5	17	11
O. Daniels	-	-	-	-	11	5	16	6
C. Alexander	-	-	-	-	12	3	15	-
J. Cruz	-	-	-	-	10	5	15	5
H. Lockett	-	-	-	3	11	-	14	-
B. Seither	-	-	-	-	13	-	13	-
T. Cooley	-	-	-	-	12	1	13	-
C. Lane	-	-	-	-	7	5	12	7
Z. Pyron	-	-	-	3	4	5	12	7
L. Blackburn	-	-	-	6	-	5	11	5
E. Mackenny	-	-	-	-	10	-	10	-
B. Galloway	-	-	-	-	4	5	9	9
B. Stockton	-	-	-	-	2	5	7	5
J. Brown	-	-	-	-	-	5	5	5
K. Rutledge	-	-	-	-	-	5	5	5
W. Burrell	-	-	-	-	-	5	5	5
R. Height	-	-	-	-	-	5	5	5
T. Butler	-	-	-	-	-	5	5	5
J. Hamilton	-	-	-	-	-	5	5	5
J. Beetham	-	-	-	-	-	5	5	5
Z. Tobe	-	-	-	-	-	5	5	5
A. Dea	-	-	-	-	-	5	5	5
T. Alo-Tupuola	-	-	-	-	-	5	5	5
T. Gore	-	-	-	-	-	5	5	5
J. Hawes	-	-	-	-	-	5	5	5
R. Goede	-	-	-	-	-	5	5	5
J. van den Berg	-	-	-	-	-	5	5	5
A. Bradford	-	-	-	-	-	4	4	4
A. Carrie	-	-	-	-	-	3	3	-
Z. Taylor	-	-	-	-	-	3	3	2
E. J. Lightsey	-	-	-	-	-	2	2	-
J. Davis	-	-	-	-	-	2	2	-
H. Moore	-	-	-	-	-	3	3	2
S. Gibbs	-	-	-	-	-	3	3	3
C. Pritchett	-	-	-	-	-	3	3	3
J. Boyd	-	-	-	-	-	3	3	3
L. Harpring	-	-	-	-	-	2	2	-
T. Maddox	-	-	-	-	-	2	2	2
I. Canion	-	-	-	-	-	2	2	2
C. Elko	-	-	-	-	-	1	1	-
A. Philo	-	-	-	-	-	1	1	-
N. Chandler	-	-	-	-	-	1	1	-
B. Rhodes	-	-	-	-	-	1	1	-
C. Franklin	-	-	-	-	-	1	1	-
S. Jones	-	-	-	-	-	1	1	-

**STARTS**

NAME	'19	'20	'21	'22	'23	'24	TOT.	CONS.
J. Williams	-	9	9	12	10	5	45	11
W. Franklin	-	-	-	12	13	5	30	30
M. Scott	-	-	-	12	11	5	28	6
J. Fusile	-	-	-	8	13	5	26	18
L. Brooks	-	-	-	10	12	3	25	-
Z. Biggers	-	-	-	-	13	5	18	18
H. King	-	-	-	-	13	5	18	18
J. Haynes	-	-	-	-	12	5	17	17
C. Robinson II	-	-	-	-	12	4	-	16
M. Rutherford	-	-	-	-	1	10	4	15
T. Tatum	-	-	-	1	4	6	5	16
E. Singleton, Jr.	-	-	-	-	-	10	5	15
C. Powell-Lee	-	-	-	-	6	2	5	13
K. Efford	-	-	-	-	-	7	5	12
A. Harvey	-	-	-	-	-	6	5	11
E. Mackenny	-	-	-	-	-	9	-	9
K. Harris	-	-	-	-	1	7	1	9
S. Yondjouen	2	2	-	1	1	1	7	-
J. Robinson	-	-	2	-	-	-	4	6
J. Brown	-	-	-	-	-	-	5	5
K. Rutledge	-	-	-	-	-	-	5	5
W. Burrell	-	-	-	-	-	-	5	5
R. Height	-	-	-	-	-	-	5	5
J. Hawes	-	-	-	-	-	-	4	4
A. Boyd	-	-	-	-	-	2	2	4
C. Lane	-	-	-	-	-	1	3	4
O. Daniels	-	-	-	-	-	1	2	3
T. Seymore	-	-	-	-	-	2	2	2
S. Gibbs	-	-	-	-	-	2	2	2
Z. Pyron	-	-	-	2	-	-	2	-
R. Shelley	-	-	-	-	2	-	2	-
L. Blackburn	-	-	-	-	1	-	-	1
N. Collins	-	-	-	-	1	-	-	1
B. Seither	-	-	-	-	-	1	-	1
J. Beetham	-	-	-	-	-	-	1	1

## CAREER HIGHS AT GEORGIA TECH

### CHAD ALEXANDER

**Rush Attempts:** 7 vs No. 10 Florida State (Aug. 24, 2024)  
**Rushing Yards:** 41 vs No. 10 Florida State (Aug. 24, 2024)  
**Longest Rush:** 16 vs No. 10 Florida State (Aug. 24, 2024)  
**Tackles:** 1, 3x - last vs. No. 1 Georgia (Nov. 25, 2023)  
**Solo Tackles:** 1 at No. 17 Miami (Oct. 7, 2023)  
**Fumbles Recovered:** 1 at Wake Forest (Sept. 23, 2023)

### JOSH BEETHAM

**Receptions:** 1 vs Georgia State (Aug. 31, 2024)  
**Receiving Yards:** 6 vs Georgia State (Aug. 31, 2024)  
**Longest Reception:** 6 vs Georgia State (Aug. 31, 2024)

### ZEEK BIGGERS

**Tackles:** 9 at Wake Forest (Sept. 23, 2023)  
**Solo Tackles:** 4 vs. USF (Dec. 22, 2023 - Gasparilla Bowl)  
**Tackles for Loss:** 1.5 vs. Bowling Green (Sept. 30, 2023)  
**Sacks:** 0.5, twice - last vs. Bowling Green (Sept. 30, 2023)  
**Fumbles Recovered:** 1, twice - last vs Georgia St (Aug. 31, 2024)  
**Blocked Kicks:** 1, 3x - last at Syracuse (Sept. 7, 2024)  
**Pass Breakups:** 2 at Wake Forest (Sept. 23, 2023)

### AIDAN BIRR

**Field Goals Made:** 3, 3x - last vs. USF (Dec. 22, 2023 - Gasparilla Bowl)  
**Field Goal Attempts:** 4 vs. No. 1 Georgia (Nov. 25, 2023)  
**Longest Field Goal Made:** 48 at Wake Forest (Sept. 23, 2023)

### LEO BLACKBURN

**Receptions:** 3 vs. Duke (Oct. 8, 2022)  
**Receiving Yards:** 49 vs. Duke (Oct. 8, 2022)  
**Longest Reception:** 37 vs. Duke (Oct. 8, 2022)  
**Receiving TDs:** 1, twice - last vs. VMI (Sept. 14, 2024)

### AVERY BOYD

**Rush Attempts:** 1, at No. 19/20 Louisville (Sept. 21, 2024)  
**Rushing Yards:** -2, at No. 19/20 Louisville (Sept. 21, 2024)  
**Receptions:** 4, twice - last at Syracuse (Sept. 7, 2024)  
**Receiving Yards:** 56, at Syracuse (Sept. 7, 2024)  
**Receiving TDs:** 1, 3x - last vs Georgia State (Aug. 31, 2024)  
**Longest Reception:** 33 vs. VMI (Sept. 14, 2024)

### JORDAN BOYD

**Tackles:** 3, vs. VMI (Sept. 14, 2024)  
**Solo Tackles:** 1, vs. VMI (Sept. 14, 2024)

### AMONTRAE BRADFORD

**Tackles:** 1, vs. VMI (Sept. 14, 2024)  
**Solo Tackles:** 1, vs. VMI (Sept. 14, 2024)  
**Blocked Kicks:** 1, at Syracuse (Sept. 7, 2024)

### LAMILIES BROOKS

**Tackles:** 9, 4x - last vs. No. 17 North Carolina (Oct. 28, 2023)  
**Solo Tackles:** 7 vs. Bowling Green (Sept. 30, 2023)  
**Interceptions:** 1, 4x - last at No. 17 Miami (FL) (Oct. 7, 2023)  
**Long. Interception Return:** 37 vs. Virginia (Oct. 20, 2022)  
**Touchdowns:** 1 vs. Virginia (Oct. 20, 2022)  
**Pass Breakups:** 3, at No. 17 Miami (FL) (Oct. 7, 2023)  
**Fumbles Recovered:** 1 vs. Virginia (Oct. 20, 2022)

### WARREN BURRELL

**Tackles:** 6, vs Georgia State (Aug. 31, 2024)  
**Solo Tackles:** 5, twice - last at Syracuse (Sept. 7, 2024)  
**Pass Breakups:** 2, vs Georgia State (Aug. 31, 2024)

### TAH'J BUTLER

**Tackles:** 5 vs. VMI (Sept. 14, 2024)  
**Solo Tackles:** 4 vs. VMI (Sept. 14, 2024)  
**Tackles for Loss:** 1, twice - last vs. VMI (Sept. 14, 2024)

### ANTHONY CARRIE

**Rush Attempts:** 5, at Syracuse (Sept. 7, 2024)  
**Rushing Yards:** 41 vs Georgia State (Aug. 31, 2024)  
**Longest Rush:** 30 vs Georgia State (Aug. 31, 2024)  
**Rushing TDs:** 1, vs. VMI (Sept. 14, 2024)  
**Receptions:** 1, twice - last at Syracuse (Sept. 7, 2024)  
**Receiving Yards:** 3, at Syracuse (Sept. 7, 2024)  
**Longest Reception:** 3, at Syracuse (Sept. 7, 2024)

### TREY COOLEY

**Rush Attempts:** 13 at No. 17/19 Ole Miss (Sept. 16, 2023)  
**Rushing Yards:** 93 vs. South Carolina State (Sept. 9, 2023)  
**Rushing TDs:** 2 vs. Louisville (Sept. 1, 2023)  
**Longest Rush:** 23 vs. Louisville (Sept. 1, 2023)  
**Receptions:** 4 at No. 17/19 Ole Miss (Sept. 16, 2023)  
**Receiving Yards:** 61 vs. South Carolina State (Sept. 9, 2023)  
**Receiving TDs:** 1 vs. South Carolina State (Sept. 9, 2023)  
**Longest Reception:** 55 vs. South Carolina State (Sept. 9, 2023)

### OMAR DANIELS

**Tackles:** 5, at Syracuse (Sept. 7, 2024)  
**Solo Tackles:** 4, twice - last at Syracuse (Sept. 7, 2024)  
**Tackles for Loss:** 1, vs. Bowling Green (Sept. 30, 2023)  
**Pass Breakups:** 1, twice - last vs Georgia State (Aug. 31, 2024)

### AUSTIN DEAN

**Tackles:** 1, twice - last vs Georgia State (Aug. 31, 2024)

### KYLE EFFORD

**Tackles:** 13 vs Georgia State (Aug. 31, 2024)  
**Solo Tackles:** 6 vs. USF (Dec. 22, 2023 - Gasparilla Bowl)  
**Sacks:** 1.0, twice - last at Syracuse (Sept. 7, 2024)  
**Tackles for Loss:** 1.0, 3x - last at Syracuse (Sept. 7, 2024)  
**Pass Breakups:** 1 vs. Syracuse (Nov. 18, 2023)  
**Interceptions:** 1 vs. Syracuse (Nov. 18, 2023)

### CHRIS ELKO

**Receptions:** 1, vs. VMI (Sept. 14, 2024)  
**Receiving Yards:** 41, vs. VMI (Sept. 14, 2024)  
**Longest Reception:** 41, vs. VMI (Sept. 14, 2024)

### SYEED GIBBS

**Tackles:** 2, at Syracuse (Sept. 7, 2024)  
**Solo Tackles:** 1, at Syracuse (Sept. 7, 2024)  
**Tackles for Loss:** 1.0, at Syracuse (Sept. 7, 2024)

### RYLAND GOEDE

**Receptions:** 1 vs Georgia State (Aug. 31, 2024)  
**Receiving Yards:** 16 vs Georgia State (Aug. 31, 2024)  
**Longest Reception:** 16 vs Georgia State (Aug. 31, 2024)

### DAYLON GORDON

**Rush Attempts:** 2, vs. VMI (Sept. 14, 2024)  
**Rushing Yards:** 5, vs. VMI (Sept. 14, 2024)  
**Longest Rush:** 3, vs. VMI (Sept. 14, 2024)  
**Tackles:** 1 vs No. 10 Florida State (Aug. 24, 2024)  
**Blocked Kicks:** 1 vs. Virginia (Oct. 20, 2022)

### THOMAS GORE

**Tackles:** 1, 4x - last at No. 19/20 Louisville (Sept. 21, 2024)  
**Tackles for Loss:** 1.0, at No. 19/20 Louisville (Sept. 21, 2024)

### JACKSON HAMILTON

**Tackles:** 2, at Syracuse (Sept. 7, 2024)  
**Solo Tackles:** 2, at Syracuse (Sept. 7, 2024)  
**Tackles for Loss:** 1.0, at No. 19/20 Louisville (Sept. 21, 2024)

### LUKE HARPRING

**Receptions:** 1, vs. VMI (Sept. 14, 2024)  
**Receiving Yards:** 7, vs. VMI (Sept. 14, 2024)  
**Longest Reception:** 7, vs. VMI (Sept. 14, 2024)

### KEVIN HARRIS II

**Tackles:** 5, vs. USF (Dec. 22, 2023 - Gasparilla Bowl)  
**Solo Tackles:** 3 vs. Bowling Green (Sept. 30, 2023)  
**Sacks:** 1.0, twice - last vs. No. 10 Florida State (Aug. 24, 2024)  
**Tackles for Loss:** 1.0, twice - last vs. Bowling Green (Sept. 30, 2023)

### AHMARI HARVEY

**Tackles:** 8, twice - last at Syracuse (Sept. 7, 2024)  
**Solo Tackles:** 6, twice - last vs. No. 10 Florida State (Aug. 24, 2024)  
**Tackles for Loss:** 1, vs. No. 10 Florida State (Aug. 24, 2024)  
**Fumbles Forced:** 1, twice - last vs. VMI (Sept. 14, 2024)  
**Fumbles Recovered:** 1 vs. Virginia (Oct. 20, 2022)  
**Pass Breakups:** 2, vs. UCF (Dec. 22, 2023 - Gasparilla Bowl)  
**Interceptions:** 1, 3x - last vs. UCF (Dec. 22, 2023 - Gasparilla Bowl)

### JACKSON HAWES

**Receptions:** 2, twice - last at No. 19/20 Louisville (Sept. 21, 2024)  
**Receiving Yards:** 41 at No. 19/20 Louisville (Sept. 21, 2024)  
**Longest Reception:** 33 at No. 19/20 Louisville (Sept. 21, 2024)  
**Longest Kick Return:** 17 at No. 19/20 Louisville (Sept. 21, 2024)

### JAMAL HAYNES

**Rush Attempts:** 19 at No. 17/19 Ole Miss (Sept. 16, 2023)  
**Rushing Yards:** 128 vs. USF (Dec. 22, 2023 - Gasparilla Bowl)  
**Rushing TDs:** 2, vs. No. 10 Florida State (Aug. 24, 2024)  
**Longest Rush:** 67 vs. South Carolina State (Sept. 9, 2023)  
**Receptions:** 5, at Syracuse (Sept. 7, 2024)  
**Receiving Yards:** 56 vs. Louisville (Sept. 1, 2023)  
**Longest Reception:** 46 vs. Louisville (Sept. 1, 2023)  
**Receiving TDs:** 1 vs. Syracuse (Nov. 18, 2023)

### ROMELLO HEIGHT

**Tackles:** 5, at No. 19/20 Louisville (Sept. 21, 2024)  
**Solo Tackles:** 2, vs. No. 10 Florida State (Aug. 24, 2024)  
**Tackles for Loss:** 1.0, vs. No. 10 Florida State (Aug. 24, 2024)  
**QB Hurries:** 1, at Syracuse (Sept. 7, 2024)

### ABDUL JANNEH JR

**Receptions:** 2 at Wake Forest (Sept. 23, 2023)  
**Receiving Yards:** 47 at Wake Forest (Sept. 23, 2023)  
**Receiving TDs:** 1, twice - last vs. Bowling Green (Sept. 30, 2023)  
**Longest Reception:** 33, twice - last at Wake Forest (Sept. 23, 2023)

### HAYNES KING

**Rushing Attempts:** 14, 3x - last at No. 19/20 Louisville (Sept. 21, 2024)  
**Rushing Yards:** 150 vs. Boston College (Oct. 21, 2023)  
**Rushing TDs:** 2, 3x - last at Syracuse (Sept. 7, 2024)  
**Longest Rush:** 71 vs. Boston College (Oct. 21, 2023)  
**Pass Attempts:** 41 at No. 17/19 Ole Miss (Sept. 16, 2023)  
**Pass Completions:** 29, at Syracuse (Sept. 7, 2024)  
**Passing Yards:** 348 vs. Bowling Green (Sept. 30, 2023)  
**Passing TDs:** 4, 3x - last vs. No. 17 North Carolina (Oct. 28, 2023)  
**Longest Pass:** 58 at Virginia (Nov. 4, 2023)

### CHASE LANE

**Receptions:** 3, 3x - last at Syracuse (Sept. 7, 2024)  
**Receiving Yards:** 69 vs. Louisville (Sept. 1, 2023)  
**Receiving TDs:** 1, twice - last at Syracuse (Sept. 7, 2024)  
**Longest Reception:** 48 vs. Louisville (Sept. 1, 2023)

### CHRISTIAN LEARY

**Receptions:** 5 at No. 17/19 Ole Miss (Sept. 16, 2023)  
**Receiving Yards:** 64 at No. 17/19 Ole Miss (Sept. 16, 2023)  
**Receiving TDs:** 1, twice - last at No. 17 Miami (Oct. 7, 2023)  
**Longest Reception:** 44 at No. 17 Miami (Oct. 7, 2023)

### E.J. LIGHTSEY

**Tackles:** 1, twice - last vs Georgia State (Aug. 31, 2024)

### HORACE LOCKETT

**Tackles:** 6 at Wake Forest (Sept. 23, 2023)  
**Tackles for Loss:** 1.0 at No. 17 Miami (FL) (Oct. 7, 2023)

### TRELAIN MADDOX

**Rush Attempts:** 9, vs. VMI (Sept. 14, 2024)  
**Rushing Yards:** 53, vs. VMI (Sept. 14, 2024)  
**Rushing TDs:** 1, vs. VMI (Sept. 14, 2024)  
**Longest Rush:** 14, vs. VMI (Sept. 14, 2024)  
**Receptions:** 1, at No. 19/20 Louisville (Sept. 21, 2024)  
**Receiving Yards:** 9, at No. 19/20 Louisville (Sept. 21, 2024)  
**Longest Reception:** 9, at No. 19/20 Louisville (Sept. 21, 2024)

### D.J. MOORE

**Tackles:** 1 at Virginia (Nov. 4, 2023)  
**Solo Tackles:** 1 at Virginia (Nov. 4, 2023)

### JASON MOORE

**Tackles:** 2, 4x - last at Virginia (Nov. 4, 2023)  
**Solo Tackles:** 1, 6x at Virginia (Nov. 4, 2023)  
**Sacks:** 1.0, twice - last at North Carolina (Nov. 19, 2022)  
**Tackles for Loss:** 1.0, twice - last at North Carolina (Nov. 19, 2022)  
**Fumbles Forced:** 1, at Florida St. (Oct. 29, 2022)  
**Pass Breakups:** 1, at Florida St. (Oct. 29, 2022)

### AARON PHILO

**Pass Attempts:** 5, vs. VMI (Sept. 14, 2024)  
**Pass Completions:** 3, vs. VMI (Sept. 14, 2024)  
**Passing Yards:** 49, vs. VMI (Sept. 14, 2024)  
**Longest Pass:** 41, vs. VMI (Sept. 14, 2024)

## CAREER HIGHS AT GEORGIA TECH

**CLAYTON POWELL-LEE**

**Tackles:** 14 at Florida State (Oct. 29, 2022)  
**Solo Tackles:** 7 at Florida State (Oct. 29, 2022)  
**Tackles for Loss:** 1.0 at No. 1 Georgia (Nov. 26, 2022)  
**Fumbles Recovered:** 1, 3x - last at No. 1 Georgia (Nov. 26, 2022)  
**Interceptions:** 1, twice - last vs. Louisville (Sept. 1, 2023)  
**Pass Breakups:** 2 vs. Louisville (Sept. 1, 2023)

**CHRISTIAN PRITCHETT**

**Tackles:** 1, vs. VMI (Sept. 14, 2024)

**ZACH PYRON**

**Rushing Attempts:** 17 at Virginia Tech (Nov. 5, 2022)  
**Rushing Yards:** 66, twice - last vs. Miami (Nov. 12, 2022)  
**Longest Rush:** 19 vs. Miami (Nov. 12, 2022)  
**Rushing TDs:** 2, vs. VMI (Sept. 14, 2024)  
**Passing Attempts:** 32 at Virginia Tech (Nov. 5, 2022)  
**Passing Completions:** 19 at Virginia Tech (Nov. 5, 2022)  
**Passing Yards:** 253 at Virginia Tech (Nov. 5, 2022)  
**Longest Pass:** 56 at Virginia Tech (Nov. 5, 2022)  
**Passing TDs:** 1, 4x - last vs. VMI (Sept. 14, 2024)

**BRODY RHODES**

**Rushing Attempts:** 2, vs. VMI (Sept. 14, 2024)  
**Rushing Yards:** 17, vs. VMI (Sept. 14, 2024)  
**Longest Rush:** 9, vs. VMI (Sept. 14, 2024)

**JOSH ROBINSON**

**Tackles:** 4, vs. No. 10 Florida State (Aug. 24, 2024)  
**Solo Tackles:** 2 at Virginia Tech (Nov. 5, 2022)  
**Tackles for Loss:** 1.0, 3x - last vs. VMI (Sept. 14, 2024)  
**Pass Breakups:** 1 vs. Boston College (Oct. 21, 2023)  
**Sacks:** 1.0, vs. VMI (Sept. 14, 2024)

**MALIK RUTHERFORD**

**Receptions:** 7, 3X - last at No. 19/20 Louisville (Sept. 21, 2024)  
**Receiving Yards:** 131 vs Georgia State (Aug. 31, 2024)  
**Longest Reception:** 55 vs. Louisville (Sept. 1, 2023)  
**Receiving TDs:** 2 vs. No. 17 North Carolina (Oct. 28, 2023)  
**Rushing Attempt:** 2 vs. No. 1 Georgia (Nov. 25, 2023)  
**Rushing Yards:** 15 vs. No. 1 Georgia (Nov. 25, 2023)  
**Longest Rush:** 12 vs. No. 1 Georgia (Nov. 25, 2023)

**MAKIUS SCOTT**

**Tackles:** 7 at Wake Forest (Sept. 23, 2023)  
**Solo Tackles:** 3, twice - last at Wake Forest (Sept. 23, 2023)  
**Tackles for Loss:** 1.0 at No. 13 North Carolina (Nov. 19, 2022)  
**Fumbles Forced:** 1 vs. Boston College (Oct. 21, 2023)  
**Fumbles Recovered:** 1 at Virginia Tech (Nov. 5, 2022)  
**Pass Breakups:** 1, twice - last at Clemson (Nov. 11, 2023)

**BRETT SEITHER**

**Receptions:** 2 vs. No. 17 North Carolina (Oct. 28, 2023)  
**Receiving Yards:** 40 vs. No. 17 North Carolina (Oct. 28, 2023)  
**Receiving TDs:** 2 vs. No. 17 North Carolina (Oct. 28, 2023)  
**Longest Reception:** 35 vs. No. 17 North Carolina (Oct. 28, 2023)

**TAYE SEYMORE**

**Tackles:** 10, at Syracuse (Sept. 7, 2024)  
**Solo Tackles:** 6, at Syracuse (Sept. 7, 2024)  
**Tackles for Loss:** 1, twice - last 2, vs. VMI (Sept. 14, 2024)

**DAVID SHANAHAN**

**Punts:** 10, twice - last vs. Virginia (Oct. 20, 2022)  
**Punting Yards:** 430 vs. Virginia (Oct. 20, 2022)  
**Punting Avg.:** 56.5 at No. 19/20 Louisville (Sept. 21, 2024)  
**Longest Punt:** 71 at Duke (Oct. 9, 2021)

**RODNEY SHELLEY**

**Tackles:** 8 at Clemson (Nov. 11, 2023)  
**Solo Tackles:** 4 at Clemson (Nov. 11, 2023)  
**Blocked Kicks:** 1, at Clemson (Nov. 11, 2023)  
**Tackles for Loss:** 2.0, vs Georgia State (Aug. 31, 2024)  
**Pass Breakups:** 2 vs. No. 1 Georgia (Nov. 25, 2023)  
**Longest Punt Return:** 26 vs. VMI (Sept. 14, 2024)

**ERIC SINGLETON, JR.**

**Receptions:** 8 vs. No. 17 North Carolina (Oct. 28, 2023)  
**Receiving Yards:** 117 vs. No. 17 North Carolina (Oct. 28, 2023)  
**Receiving TDs:** 1, 6x - last at Virginia (Nov. 4, 2023)  
**Longest Reception:** 58 at Virginia (Nov. 4, 2023)  
**Rushing Attempts:** 1, 4x - last at Syracuse (Sept. 7, 2024)  
**Rushing Yards:** 35, vs Georgia State (Aug. 31, 2024)  
**Longest Rush:** 35, vs Georgia State (Aug. 31, 2024)

**BAILEY STOCKTON**

**Receptions:** 2, twice - last vs. VMI (Sept. 14, 2024)  
**Receiving Yards:** 24, vs. VMI (Sept. 14, 2024)  
**Longest Reception:** 17, vs. VMI (Sept. 14, 2024)  
**Longest Punt Return:** 20 vs. VMI (Sept. 14, 2024)  
**Longest Kick Return:** 23 at No. 19/20 Louisville (Sept. 21, 2024)

**TRENILYUS TATUM**

**Tackles:** 8 vs. Louisville (Sept. 1, 2023)  
**Solo Tackles:** 5 vs. Boston College (Nov. 13, 2021)  
**Sacks:** 1.0, twice - last vs. VMI (Sept. 14, 2024)  
**Tackles for Loss:** 2.5, vs Georgia State (Aug. 31, 2024)  
**Fumbles Forced:** 1 vs. Virginia (Oct. 20, 2022)  
**Pass Breakups:** 1 vs. Louisville (Sept. 1, 2023)

**JOSHUA TAYLOR**

**Punt Attempts:** 1 at No. 17/19 Ole Miss (Sept. 16, 2023)  
**Punt Yards:** 40 at No. 17/19 Ole Miss (Sept. 16, 2023)  
**Longest Punt:** 40 at No. 17/19 Ole Miss (Sept. 16, 2023)

**ZACHARY TOBE**

**Tackles:** 2, vs. No. 10 Florida State (Aug. 24, 2024)  
**Solo Tackles:** 2, vs. No. 10 Florida State (Aug. 24, 2024)  
**Pass Breakups:** 2, vs. VMI (Sept. 14, 2024)

**JORDAN van den BERG**

**Tackles:** 2, vs Georgia State (Aug. 31, 2024)  
**Solo Tackles:** 1, at Syracuse (Sept. 7, 2024)  
**Tackles for Loss:** 1.0 at Syracuse (Sept. 7, 2024)

**SYLVAIN YONDJOUEN**

**Tackles:** 4, twice - last at UCF (Sept. 24, 2022)  
**Solo Tackles:** 4 at UCF (Sept. 24, 2022)  
**Tackles for Loss:** 1.5 at No. 13 North Carolina (Nov. 19, 2022)  
**Sacks:** 1.0 at No. 6 Notre Dame (Nov. 20, 2021)  
**Forced Fumbles:** 1 at No. 6 Notre Dame (Nov. 20, 2021)  
**Pass Breakups:** 1 vs. Duke (Oct. 8, 2022)



**STARTING LINEUPS, ETC.**

**OFFENSIVE STARTERS**

	QB	RB	WR	WR	WR	TE	LT	LG	C	RG	RT
Florida State	King	Haynes	Singleton Jr.	Lane	Rutherford	Avery	Brown	Fusile	Franklin	Rutledge	Williams
Georgia State	King	Haynes	Singleton Jr.	Rutherford	Beetham*	Hawes	Brown	Fusile	Franklin	Rutledge	Williams
Syracuse	King	Haynes	Singleton Jr.	Rutherford	Lane	Hawes	Brown	Fusile	Franklin	Rutledge	Williams
VMI	King	Haynes	Singleton Jr.	Lane	Boyd*	Hawes	Brown	Fusile	Franklin	Rutledge	Williams
Louisville	King	Haynes	Singleton Jr.	Rutherford	Goede*	Hawes	Brown	Fusile	Franklin	Rutledge	Williams
Duke											
North Carolina											
Notre Dame											
Virginia Tech											
Miami (Fla.)											
NC State											
Georgia											

\*Tight End

**DEFENSIVE STARTERS**

	DE	DT (NOSE)	DT	DE (RUSH)	LB	LB	NIC	SS	FS	CB	CB
Florida State	Yondjouen	Biggers	Scott	Height	Efford	Tatum	Daniels	Brooks	Powell-Lee	Harvey	Burrell
Georgia State	Robinson	Biggers	Scott	Height	Efford	Tatum	Daniels	Brooks	Powell-Lee	Harvey	Burrell
Syracuse	Robinson	Biggers	Scott	Height	Efford	Tatum	Harris*	Brooks	Powell-Lee	Harvey	Burrell
VMI	Robinson	Biggers	Scott	Height	Efford	Tatum	Gibbs	Seymore	Powell-Lee	Harvey	Burrell
Louisville	Robinson	Biggers	Scott	Height	Efford	Tatum	Gibbs	Seymore	Powell-Lee	Harvey	Burrell
Duke											
North Carolina											
Notre Dame											
Virginia Tech											
Miami (Fla.)											
NC State											
Georgia											

\*Outside Linebacker

**GAME INFORMATION**

	TECH CAPTAINS	COIN TOSS	GT KO/REC.	GT 1ST OFF. PLAY	GT 1ST POSSESSION	OPP. 1ST POSSESSION	KICKOFF TIME	GAME LENGTH	GT HELMET	GT JERSEY	GT PANTS
Florida State	King, Franklin, Biggers, Efford	GT	ko	Haynes 14-yd Rush	Touchdown	Touchdown	12:09	2:59	White	White	White
Georgia State	Fusile, Rutherford, Brooks, Scott	GT	ko	Haynes 1-yd Rush	Punt	Punt	8:05	3:11	White	White	White
Syracuse	Powell-Lee, Harris, Haynes, Janneh, Lane	GT	ko	Haynes -1-yd Rush	Touchdown	Touchdown	12:03	3:21	Gold	White	Gold
VMI	Hawes, Janneh, Burrell	VMI	ko	Haynes -7 yd Rush	Punt	Punt	3:32	3:03	Gold	White	White
Louisville	van den Berg, Boyd, Harvey, Rutledge	GT	rec.	Incomplete Pass	Punt	Blocked FG	3:35	3:30	Gold	White	Navy
Duke											
North Carolina											
Notre Dame											
Virginia Tech											
Miami (Fla.)											
NC State											
Georgia											

**TURNOVERS**

**GEORGIA TECH TAKEAWAYS**

NO.	OPP.	QTR	TURNOVER	DEFENDER(S)	LED TO	PTS. OFF
1	GSU	1st	Fumble	Zeek Biggers (FR)/No FF	Touchdown	7
2	VMI	1st	Fumble	Ahmair Harvey (FF)/Powell-Lee (FR)	FG	3
* Defensive touchdown						<b>Points 10</b>

**GEORGIA TECH GIVEAWAYS**

NO.	OPP.	QTR	TURNOVER	OFFENSIVE PLAYER	LED TO	PTS. OFF
1.	GSU	3	Interception	Haynes King	Touchdown	6
2.	LOU	1	Fumble	Haynes King	Touchdown*	7
* Defensive touchdown						<b>Points 13</b>

**DRIVES**
**DRIVE CHART**

DISPLAYED GEORGIA TECH/OPPONENT

	Possessions	TDs	FGs Made	FGs Missed	Fum.	Int.	Safety	Punt	Downs	Half	Game	80+yard Drives	3 and Out
Florida State	7/7	3/2	1/2	1/0	0/0	0/0	0/0	2/2	0/1	0/0	0/0	1/1	2/0
Georgia State	10/10	5/1	0/2	0/0	0/1	1/0	0/0	3/3	0/2	0/1	1/0	0/1	0/2
Syracuse	10/9	4/4	0/1	1/1	0/0	0/0	0/0	4/2	1/0	0/0	0/1	0/1	2/0
VMI	13/13	8/1	1/0	0/0	0/1	0/0	0/0	3/10	0/0	0/1	1/0	0/0	1/9
Louisville	10/8	2/2	1/1	2/1	1/0	0/0	0/1	2/2	2/0	0/0	0/1	0/0	2/0
Duke													
North Carolina													
Notre Dame													
Virginia Tech													
Miami (Fla.)													
NC State													
Georgia													
<b>TOTALS</b>	<b>50/47</b>	<b>22/10</b>	<b>3/6</b>	<b>4/2</b>	<b>1/2</b>	<b>1/0</b>	<b>0/1</b>	<b>12/17</b>	<b>3/3</b>	<b>0/2</b>	<b>2/2</b>	<b>1/3</b>	<b>7/11</b>

**GEORGIA TECH SCORING DRIVES**

	QTR	TD	FG	PLAYERS	PLAY	PL	YDS	TIME
1. FSU	1	X		Zach Pyron	1-yd rush	6	79	3:24
	2	X		Jamal Haynes	1-yd rush	14	75	7:53
	4	X		Jamal Haynes	2-yd rush	11	89	6:22
	4		X	Aidan Birr	44-yd FG	12	49	6:33
2. GSU	1	X		Jamal Haynes	1-yd rush	6	20	2:34
	2	X		Haynes King	2-yd rush	11	75	3:45
	3	X		Eric Singleton Jr	35-yd rush	4	65	1:59
	3	X		M. Rutherford from H. King	52-yd pass	1	52	0:08
3. SYR	4	X		A. Boyd from H. King	22-yd pass	9	75	4:28
	1	X		Haynes King	21-yd rush	10	75	4:29
	2	X		Haynes King	26-yd rush	4	75	1:40
	4	X		C. Lane from H. King	4-yd pass	12	75	3:31
4. VMI	4	X		Jamal Haynes	15-yd rush	9	56	2:35
	1		X	Aidan Birr	28-yd FG	8	50	2:14
	1	X		M. Rutherford from H. King	35-yd pass	2	50	0:41
	1	X		Zach Pyron	1-yd rush	7	73	3:13
	2	X		Zach Pyron	1-yd rush	6	55	2:41
	2	X		E. Singleton Jr. from H. King	14-yd pass	4	42	1:10
	2	X		A. Boyd from H. King	33-yd pass	5	73	0:53
	3	X		Trelain Maddox	3-yd rush	5	60	2:17
	3	X		L. Blackburn from Z. Pyron	24-yd pass	3	40	1:19
	4	X		Anthony Carrie	2-yd rush	7	65	2:05
5. LOU	1	X		Haynes King	23-yd rush	6	65	2:34
	2	X		Jamal Haynes	1-yd rush	10	75	1:52
	3		X	Aidan Birr	26-yd FG	16	67	7:22

**OPPONENT SCORING DRIVES**

	QTR	TD	FG	PLAYERS	PLAY	PL	YDS	TIME
1. FSU	1	X	X	L.Toafili	28-yd rush	7	75	4:02
	2		X	R.Fitzgerald	52-yd FG	8	41	5:11
	2	X		R.Fitzgerald	59-yd FG	9	34	3:13
	4	X		R. Williams	1-yd rush	15	84	8:18
2. GSU	2	X		L. Rickman	21-yd FG	16	87	8:24
	3	X		L. Rickman	47-yd FG	6	45	1:27
	3	X		D. Fleming from C. Veilleux	24-yd pass	9	68	4:08
3. SYR	1	X		T. Pena from K. McCord	11-yd pass	7	75	2:39
	2	X		T. Pena from K. McCord	11-yd pass	7	70	3:18
	2	X		O. Gadsden from K. McCord	20-yd pass	9	89	4:18
	3.		X	B.Denaburg	33-yd FG	15	65	6:55
4. VMI	4.	X		O. Gadsden from K. McCord	17-yd pass	7	32	4:01
	4.	X		E. Horne from B. Hammonds	2-yd pass	10	75	9:55
5. LOU	2	X		C. Bell from T. Shough	37-yd pass	7	71	3:30
	2		X	B. Travelstead	27-yd FG	11	75	1:52
	3	X		J. Brooks from T. Shough	57-yd pass	3	75	1:03

**TOUCHDOWN DRIVES SUMMARY**

	GT	OPP
Touchdown plays of 20-plus yards	9	5
Touchdown plays of 50-plus yards	1	1
Touchdown drives of 80-plus yards	1	2
Touchdown drives of 90-plus yards	-	-
Touchdown drives of 20 yards or less	1	-
Touchdown drives of 5:00 or more	2	2
Touchdown drives of 7:00 or more	1	2
Touchdown drives of 3:00 or less	15	2
Touchdown drives of 2:00 or less	8	1
Touchdown drives of 1:00 or less	3	-
Touchdown drives of 5 plays or less	8	1
Touchdown drives of 10 plays or more	6	2
Touchdown drives of 1 play	1	-

*does not include special teams or defensive touchdowns*



**BIG PLAYS**

**GEORGIA TECH BIG PLAYS (20+ YARDS)**

**\* Touchdown**

NO.	OPPONENT	PLAYER(S)	PLAY	DOWN-DIST	YDS
1.	Florida State	Malik Rutherford from Haynes King	Pass	1-10	42
2.		Jamal Haynes	Rush	1-10	36
3.		Chase Lane from Haynes King	Pass	2-10	20
4.		Haynes King	Rush	2-5	21
5.	Georgia State	Malik Rutherford from Haynes King	Pass	1-10	20
6.		Jamal Haynes	Rush	1-10	35
7.		Haynes King	Rush	2-10	28
8.		Eric Singleton Jr	Rush	1-10	35*
9.		Malik Rutherford from Haynes King	Pass	1-10	52*
10.		Avery Boyd from Haynes King	Pass	2-14	22*
11.		Anthony Carrie	Rush	2-6	30
12.	Syracuse	Haynes King	Rush	2-2	21*
13.		Eric Singleton Jr. from Haynes King	Pass	1-10	45
14.		Avery Boyd from Haynes King	Pass	3-6	20
15.	VMI	Chase Lane from Haynes King	Pass	1-10	22
16.		Malik Rutherford from Haynes King	Pass	1-10	35*
17.		Eric Singleton Jr. from Haynes King	Pass	1-10	50
18.		Chase Lane from Haynes King	Pass	1-10	32
19.		Avery Boyd from Haynes King	Pass	1-10	33*
20.		Leo Blackburn from Zach Pyron	Pass	2-7	24*
21.		Anthony Carrie	Rush	2-9	29
22.		Chris Elko from Aaron Philo	Pass	4-8	41
23.	Louisville	Haynes King	Rush	3-1	23*
24.		Malik Rutherford from Haynes King	Pass	1-10	45
25.		Eric Singleton Jr. from Haynes King	Pass	2-14	51
26.		Avery Boyd from Haynes King	Pass	2-10	28
27.		Haynes King	Rush	2-12	26
28.		Jackson Hawes from Haynes King	Pass	3-10	33

**OPPONENT BIG PLAYS (20+ YARDS)**

**\* Touchdown**

NO.	OPPONENT	PLAYER(S)	PLAY	DOWN-DIST	YDS
1.	Florida State	L. Toaffili	Rush	1-10	28*
2.		L. Toaffili. from D.J. Ulagalelei	Pass	3-5	21
3.		J. Douglas from D.J. Ulagalelei	Pass	4-7	20
4.	Georgia State	S. Wilkerson	Rush	2-10	41
5.		T. Williams from C. Veilleux	Pass	4-2	24
6.		F. Brock	Rush	2-3	23
7.		D. Fleming from C. Veilleux	Pass	1-10	24*
8.		M. Dukes	Rush	1-15	21
9.		D. Fleming from C. Veilleux	Pass	1-10	28
10.	Syracuse	W. Nixon from K. McCord	Pass	2-4	20
11.		L. Allen from K. McCord	Pass	3-10	28
12.		T. Pena from K. McCord	Pass	1-10	21
13.		T. Pena from K. McCord	Pass	3-15	32
14.		O. Gadsdden from K. McCord	Pass	1-10	32
15.		O. Gadsdden from K. McCord	Pass	3-2	20*
16.		U. Hatcher from K. McCord	Pass	1-20	30
17.		L. Allen	Rush	2-6	24
18.	VMI	O. Sweeney from B. Hammonds	Pass	1-10	34
19.	Louisville	J. Brooks from T. Shough	Pass	1-10	42
20.		C. Bell from T. Shough	Pass	2-10	37*
21.		C. Bell from T. Shough	Pass	3-9	45
22.		J. Brooks from T. Shough	Pass	2-10	57*

**BIG PLAYS FROM SCRIMMAGE SUMMARY**

RUSH/CATCH	20-29	30-39	40-49	50-59	60-69	70-79	80-89	90-99	TOTAL
Malik Rutherford	1 (0/1)	1 (0/1)	2 (0/2)	1 (0/1)	-	-	-	-	5
Haynes King	5 (5/0)	-	-	-	-	-	-	-	5
Eric Singleton Jr	-	1 (1/0)	1 (0/1)	2 (0/2)	-	-	-	-	4
Avery Boyd	3 (0/3)	1 (0/1)	-	-	-	-	-	-	4
Chase Lane	2 (0/2)	1 (0/1)	-	-	-	-	-	-	3
Jamal Haynes	-	2 (2/0)	-	-	-	-	-	-	2
Anthony Carrie	1 (1/0)	1 (1/0)	-	-	-	-	-	-	2
Leo Blackburn	1 (0/1)	-	-	-	-	-	-	-	1
Chris Elko	-	-	1(0/1)	-	-	-	-	-	1
Jackson Hawes	-	1 (0/1)	-	-	-	-	-	-	1
<b>Totals</b>	<b>13 (6/7)</b>	<b>8 (4/4)</b>	<b>4 (0/4)</b>	<b>3 (0/3)</b>	-	-	-	-	<b>28</b>
<b>Opponents</b>	<b>13 (4/9)</b>	<b>5 (0/5)</b>	<b>3 (1/2)</b>	<b>1 (0/1)</b>	-	-	-	-	<b>22</b>
PASSING	20-29	30-39	40-49	50-59	60-69	70-79	80-89	90-99	TOTAL
Haynes King	6	4	3	3	-	-	-	-	16
Zach Pyron	1	-	-	-	-	-	-	-	1
Aaron Philo	-	-	1	-	-	-	-	-	1
<b>Totals</b>	<b>7</b>	<b>4</b>	<b>4</b>	<b>3</b>	-	-	-	-	<b>18</b>
<b>Opponents</b>	<b>9</b>	<b>4</b>	-	-	-	-	-	-	<b>13</b>

**THE LAST TIME IT HAPPENED ...**
**TEAM**

	<b>GEORGIA TECH</b>	<b>OPPONENT</b>
<b>Scored 50 Points</b>	Sept. 14, 2024 vs. VMI (59)	Nov. 20, 2021 by No. 6 Notre Dame (55)
<b>Scored 50 Points, ACC Game</b>	Nov. 28, 2020 vs. Duke (56)	Oct. 2, 2021 by Pitt (52)
<b>Scored 35 Points, Half</b>	Sept. 14, 2024 vs. VMI (38/1st)	Nov. 20, 2021 by No. 6 Notre Dame (45/1st)
<b>Scored 28 Points, Quarter</b>	Sept. 1, 2023 vs. Louisville (28/2nd)	Oct. 17, 2020 by No. 1 Clemson (2nd/35)
<b>Scored 0 Points</b>	Sept. 10, 2022 vs. No. 20/17 Ole Miss	Sept. 1, 2018 by Alcorn State
<b>Scored 0 Points, Half</b>	Oct. 7, 2023 vs. No. 17 Miami (Fla.)	Sept. 14, 2024 by VMI (1st)
<b>Overcame 10-Point Deficit, Win</b>	Dec. 22, 2023 vs. UCF (17-3)	Sept. 1, 2023 by Louisville (28-13)
<b>Overcame 10-Point Halftime Deficit, Win</b>	Nov. 19, 2022 vs. No. 13/11 North Carolina (17-7)	Sept. 1, 2023 by Louisville (28-13)
<b>40-Point Margin of Victory</b>	Sept. 14, 2024 vs. VMI (59-7)	Sept. 10, 2022 by No. 20/17 Ole Miss (42-0)
<b>30-39-Point Margin of Victory</b>	Sept. 9, 2023 vs. South Carolina State (48-13)	Sept. 5, 2022 by No. 4 Clemson (41-10)
<b>Scored 30 Points or more, Loss</b>	Nov. 13, 2021 vs. Boston College (30)	Oct. 5, 2018 by Louisville (31)
<b>Scored fewer than 10 Points, Win</b>	Nov. 11, 2006 at North Carolina (7-0)	Dec. 2, 2006 by Wake Forest (9-6)
<b>7 Touchdowns</b>	Sept. 14, 2024 vs. VMI (8)	Nov. 20, 2021 by No. 6 Notre Dame (7)
<b>0 Touchdowns</b>	Sept. 10, 2022 vs. No. 20/17 Ole Miss	Sept. 1, 2018 by Alcorn State
<b>5+ Rushing Touchdowns</b>	Nov. 5, 2023 at Virginia (5)	Sept. 16, 2023 by No. 17/19 Ole Miss (5)
<b>4+ Passing Touchdowns</b>	Sept. 14, 2024 vs. VMI (4)	Oct. 23, 2021 by Virginia (4)
<b>Interception Return for TD</b>	Oct. 20, 2022 vs. Virginia; LaMiles Brooks (37 yards) (Brennan Armstrong pass)	Nov. 11, 2023 by Clemson; Shelton Lewis (46 yards) (Haynes King pass)
<b>Fumble Return for TD</b>	Nov. 6, 2021 at Miami (Fla.); Jaylon King (40 yds)	Sept. 21, 2024 by No. 19/20 Louisville; Ramon Puryear (0 yds)
<b>Punt Return for TD</b>	Sept. 10, 2009 vs. Clemson; Jerrard Tarrant (85 yards)	Nov. 5, 2022 by Virginia Tech; Tucker Holloway (90 yards)
<b>Blocked Punt Return for TD</b>	Sept. 27, 1997 vs. Clemson Block: Ajenavi Eziemefe; Rec: Djay Jones	Sept. 24, 2022 by UCF Block: Jarvis Ware; Rec: Quadric Bullard
<b>Kickoff Return for TD</b>	Nov. 13, 2021 vs. Boston College; Jahmyr Gibbs (98-yard return)	Sept. 8, 2018 by USF; Terrence Horne (98 yards) Sept. 8, 2018 by USF; Terrence Horne (97 yards)
<b>2 Non-Offensive TDs</b>	Nov. 8, 2014 at NC State (INT return, fumble return)	Sept. 21, 2024 by No. 19/20 Louisville (FG Block return; Fumble return)
<b>4 Field Goals Made</b>	Oct. 1, 2022 at No. 24 Pitt (4)	Oct. 30, 2021 by Virginia Tech (4)
<b>3 Field Goals Missed</b>	Sept. 4, 2021 vs. Northern Illinois (3)	Oct. 19, 2019 by Miami (3)
<b>5 Field Goals Attempted</b>	Dec. 31, 2011 vs. Utah (5)	Nov. 17, 2007 by North Carolina (5)
<b>50-yard Field Goal Made</b>	Dec. 31, 2016 vs. Kentucky (Harrison Butker, 52 yards)	Aug. 24, 2024 by Florida State (Ryan Fitzgerald, 59 yards)
<b>Missed PAT</b>	Oct. 21, 2023 by Boston College	Nov. 18, 2023 by Syracuse
<b>Missed more than 1 PAT</b>	Nov. 3, 2012 at Maryland (2)	Nov. 5, 1977 by Notre Dame (2)
<b>Made 2-Point Conversion</b>	Oct. 28, 2023 vs. No. 17 UNC (M. Rutherford from H. King)	Aug. 24, 2024 by Florida State (B. Courtney rush)
<b>Failed 2-Point Conversion</b>	Oct. 7, 2023 vs. No. 17 Miami (Fla.) (Haynes King kneel)	Nov. 18, 2023 by Syracuse (L. Allen pass failed)
<b>Two+ 2-Point Conversions Att.</b>	Nov. 5, 2022 at Virginia Tech (2, 2 failed)	Nov. 11, 2017 by No. 17 Virginia Tech (2, 2 failed)
<b>Defensive Extra Point Scored</b>	Nov. 6, 2021 at Miami (Fla.) Juanyeh Thomas 100-yard INT return (Tyler Van Dyke pass)	None recorded
<b>Recorded Safety</b>	Sept. 21, 2024 at No. 19/20 Louisville QB (Tyler Shough) fell in endzone	Nov. 28, 2020 by Duke GT fumbled a punt return into the endzone
<b>Blocked Field Goal</b>	Sept. 21, 2024 at No. 19/20 Louisville Syeed Gibbs blocked Brock Travelstead's attempt	Sept. 21, 2024 by No. 19/20 Louisville Tayon Holloway blocked Aidan Birr's attempt
<b>Blocked PAT</b>	Nov. 5, 2022 at Virginia Tech (D'Quon Douse)	Oct. 23, 2021 at Virginia (N. Taylor)
<b>Blocked Punt</b>	Sept. 7, 2024 at Syracuse Amontrae Bradford blocked punt of J.Stonehouse	Sept. 24, 2022 by UCF Jarvis Ware blocked punt of David Shanahan
<b>Blocked 2 Kicks/Punts</b>	Sept. 7, 2024 at Syracuse (field goal/punt)	Sept. 5, 2022 by No. 4 Clemson (2 punts)
<b>30+ First Downs</b>	Sept. 14, 2024 vs. VMI (30)	Oct. 29, 2022 by Florida State (32)
<b>10 (or fewer) First Downs</b>	Nov. 27, 2021 vs. No. 1 Georgia (9)	Sept. 14, 2024 by VMI (5)
<b>500-599 Yards Total Offense</b>	Sept. 14, 2024 vs. VMI (572)	Sept. 7, 2024 by Syracuse (515)
<b>600+ Yards Total Offense</b>	Oct. 28, 2023 vs. No. 17 North Carolina (635)	Oct. 29, 2022 by Florida State (642)
<b>&lt; 200 Yards Total Offense</b>	Nov. 16, 2019 vs. Virginia Tech (134)	Sept. 14, 2024 by VMI (104)
<b>&lt; 100 Yards Total Offense</b>	Nov. 18, 1961 at Alabama (96)	Oct. 9, 2004 by Maryland (82)
<b>300+ Yards Total Offense, Half</b>	Sept. 14, 2024 vs. VMI (363/1st)	Sept. 7, 2024 by Syracuse (334/1st)
<b>&lt; 50 Yards Total Offense, Half</b>	Oct. 29, 2022 at Florida State (24/1st)	Sept. 14, 2024 by VMI (35/1st)
<b>90 Offensive Plays</b>	Sept. 4, 2017 vs. No. 25/24 Tennessee (20T) (96)	Oct. 9, 2021 by Duke (91)
<b>50 (or fewer) Offensive Plays</b>	Nov. 2, 2019 vs. Pitt (50)	Sept. 21, 2024 by No. 19/20 Louisville (46)
<b>300-399 Yards Rushing</b>	Nov. 5, 2023 at Virginia (305)	Oct. 21, 2023 by Boston College (308)
<b>400+ Yards Rushing</b>	Nov. 3, 2018 at North Carolina (461)	Aug. 29, 2019 by No. 1 Clemson (411)
<b>50 Yards (or less) Rushing</b>	Nov. 27, 2004 at Georgia (24)	Sept. 14, 2024 by VMI (12)
<b>0 Yards (or less) Rushing</b>	1968 (two times – vs. Notre Dame and Navy)	Nov. 2, 2013 by Pittsburgh (-5)
<b>60+ Rushing Attempts</b>	Oct. 25, 2018 at Virginia Tech (78)	Sept. 10, 2022 by No. 20/17 Ole Miss (62)
<b>30 (or fewer) Rushing Attempts</b>	Oct. 7, 2023 vs. No. 17 Miami (Fla.) (27)	Sept. 21, 2024 by No. 19/20 Louisville (27)
<b>25+ Pass Completions</b>	Sept. 7, 2024 at Syracuse (29)	Sept. 7, 2024 by Syracuse (32)
<b>5 (or fewer) Pass Completions</b>	Nov. 24, 2018 at No. 5 Georgia (5)	Sept. 14, 2019 by The Citadel (1)



## THE LAST TIME IT HAPPENED ...

## TEAM

	GEORGIA TECH	OPPONENT
<b>40+ Pass Attempts</b>	Sept. 7, 2024 at Syracuse (40)	Sept. 7, 2024 by Syracuse (46)
<b>10 (or fewer) Pass Attempts</b>	Nov. 17, 2018 vs. Virginia (OT) (8)	Sept. 14, 2019 by The Citadel (4)
<b>Threw 3 Interceptions</b>	Nov. 11, 2023 at Clemson (4)	Oct. 7, 2023 by No. 17 Miami (Fla.) (3)
<b>300-399 Yards Passing</b>	Sept. 21, 2024 at No. 19/20 Louisville (312)	Sept. 7, 2024 by Syracuse (381)
<b>400+ Yards Passing</b>	Nov. 10, 2001 at Virginia (486)	Oct. 17, 2020 by No. 1 Clemson (500)
<b>100 (or less) Yards Passing</b>	Dec. 22, 2023 vs. UCF (87)	Sept. 14, 2024 by VMI (92)
<b>Completed 70 Percent of Passes</b>	Sept. 14, 2024 vs. VMI (.719, 23-of-32)	Oct. 9, 2021 by Duke (.759, 22-of-29)
<b>5+ Fumbles</b>	Oct. 13, 2018 vs. Duke (6)	Oct. 25, 2014 by Pittsburgh (7)
<b>4+ Fumbles Lost</b>	Sept. 23, 2017 vs. Pittsburgh (4)	Nov. 28, 2020 by Duke (4)
<b>5 Turnovers</b>	Sept. 26, 2020 vs. Syracuse (5)	Sept. 23, 2023 by Wake Forest (5)
<b>0 Turnovers</b>	Sept. 14, 2024 vs. VMI	Sept. 21, 2024 by No. 19/20 Louisville
<b>10 Penalties</b>	Sept. 23, 2023 at Wake Forest (14)	Nov. 18, 2023 by Syracuse (12)
<b>2 (or fewer) Penalties</b>	Sept. 16, 2023 at No. 17/19 Ole Miss (0)	Aug. 24, 2024 by No. 10 Florida State (1)
<b>100+ Penalty Yards</b>	Sept. 23, 2023 at Wake Forest (142)	Sept. 30, 2023 (113)
<b>10 (or fewer) Penalty Yards</b>	Oct. 14, 2017 vs. No. 11/10 Miami (6)	Aug. 24, 2024 by No. 10 Florida State (10)
<b>10 Punts</b>	Oct. 20, 2022 vs. Virginia (10)	Sept. 14, 2024 by VMI (10)
<b>0 Punts</b>	Sept. 9, 2023 vs. South Carolina State	Oct. 29, 2022 by No. 10 Florida State
<b>10 Third-Down Conversions</b>	Sept. 16, 2023 at No. 17/19 Ole Miss (11)	Sept. 7, 2024 by Syracuse (10)
<b>2+ Fourth-Down Conversions</b>	Sept. 21, 2024 at No. 19/20 Louisville (3-of-5)	Aug. 31, 2024 by Georgia State (2-of-4)
<b>4 Fourth-Down Attempts</b>	Sept. 21, 2024 at No. 19/20 Louisville (3-of-5)	Aug. 31, 2024 by Georgia State (2-of-4)
<b>37:00 or higher TOP</b>	Sept. 16, 2023 at No. 17/19 Ole Miss (39:17)	Sept. 30, 2023 by Bowling Green (42:45)
<b>15 Tackles for Loss</b>	Sept. 1, 2007 at Notre Dame (19)	None Recorded
<b>10 Sacks</b>	Oct. 9, 1993 vs. Maryland (11)	None Recorded
<b>5 Players to Score TD</b>	Sept. 14, 2024 vs. VMI (7)	Nov. 11, 2023 by Clemson (6)
<b>4 Players to Rush for TD</b>	Oct. 9, 2020 vs. Louisville (4)	Sept. 16, 2023 by No. 17/19 Ole Miss (4)
<b>3 Players to Catch TD Pass</b>	Sept. 14, 2024 vs. VMI (4)	Nov. 11, 2023 by Clemson (4)
<b>2 Players to Throw TD Pass</b>	Sept. 14, 2024 vs. VMI (3 - Haynes King; 1 - Zach Pyron)	Sept. 5, 2022 by No. 4 Clemson (1 - DJ Uiagalelei; 1 - Cade Klubnik)
<b>15-Play+ Touchdown Drive</b>	Nov. 5, 2023 at Virginia (16)	Aug. 24, 2024 by No. 10 Florida State (15)
<b>8-Minute+ Touchdown Drive</b>	Sept. 30, 2017 vs. North Carolina (8:54)	Sept. 14, 2024 vs. VMI (9:55)
<b>90-Yard+ Touchdown Drive</b>	Nov. 12, 2022 vs. Miami (99)	Dec. 22, 2023 by UCF (98)
<b>1-Play Touchdown Drive</b>	Aug. 31, 2024 vs. Georgia State (M. Rutherford from H. King 52-yd pass)	Sept. 1, 2023 by Louisville (39-34) (J. Jordan 74-yard rush)
<b>TD on First Offensive Play of Game</b>	Sept. 30, 2023 vs. Bowling Green (E. Singleton 53-yd pass from H. King)	Nov. 19, 2022 by No. 11/13 North Carolina (E. Green 80-yd rush)
<b>Won an Overtime Game</b>	Oct. 8, 2022 vs. Duke (OT) (23-20)	Sept. 14, 2019 by The Citadel (OT) (27-24)
<b>Game Won on Final Play</b>	Aug. 24, 2024 vs. Florida State (Dublin, Ireland) (Aidan Birr 44-yard FG)	Sept. 14, 2019 by The Citadel (37-yard FG in overtime)

## BOTH TEAMS COMBINED

<b>90 Points</b>	Oct. 5, 2018 at Louisville (97) (66-31)	<b>6 Field Goals</b>	Nov. 17, 2018 vs. Virginia (OT) (6)
<b>100+ Rushing Attempts</b>	Oct. 9, 2021 at Duke (101)	<b>5 Fumbles Lost</b>	Sept. 23, 2017 vs. Pittsburgh (5)
<b>20 (or fewer) Points</b>	Nov. 28, 2015 vs. Georgia (20) (13-7)	<b>4 Field Goals Missed</b>	Oct. 20, 2012 vs. Boston College (4)
<b>60 (or fewer) Rushing Att.</b>	Sept. 9, 2006 vs. Samford (51)	<b>10 Turnovers</b>	Nov. 17, 1990 at Wake Forest (10)
<b>10 (or fewer) Points</b>	Nov. 11, 2006 at North Carolina (7) (7-0)	<b>8 Field Goals Att.</b>	Nov. 17, 2007 vs. North Carolina (8)
<b>700+ Yards Passing</b>	Oct. 2, 2021 by Pitt (758)	<b>0 Turnovers</b>	Sept. 7, 2024 at Syracuse
<b>50 Points in a Half</b>	Oct. 2, 2021 by Pitt (56)	<b>50 First Downs</b>	Oct. 28, 2023 vs. No. 17 North Carolina (54)
<b>150 (or fewer) Passing Yds.</b>	Nov. 3, 2012 at Maryland (146)	<b>20 Penalties</b>	Oct. 29, 2022 at Florida State (22)
<b>0 Points in a Half</b>	Nov. 11, 2006 at North Carolina (2nd)	<b>25 (or fewer) First Downs</b>	Oct. 18, 2008 at Clemson (24) (12-12)
<b>50 Pass Completions</b>	Sept. 7, 2024 at Syracuse (61)	<b>5 (or fewer) Penalties</b>	Aug. 24, 2024 vs No. 10 Florida State (4)
<b>30 Points in a Quarter</b>	Oct. 28, 2023 vs. No. 17 North Carolina (38/2nd)	<b>1,000+ Yards Total Offense</b>	Oct. 28, 2023 vs. No. 17 North Carolina (1,212)
<b>20 (or fewer) Completions</b>	Sept. 14, 2019 vs. The Citadel (8)	<b>200 Penalty Yards</b>	Oct. 29, 2022 at Florida State (211)
<b>10+ Touchdowns</b>	Oct. 28, 2023 vs. No. 17 North Carolina (12)	<b>500 Yds (or fewer) Total Off.</b>	Oct. 22, 2011 at Miami (473)
<b>90 Pass Attempts</b>	Oct. 26, 2002 vs. Virginia (101)	<b>25 (or fewer) Penalty Yards</b>	Oct. 22, 2011 at Miami (15)
<b>0 Touchdowns</b>	Dec. 2, 2006 vs. Wake Forest	<b>160+ Offensive Plays</b>	Sept. 19, 2020 vs. No. 14 UCF (173)
<b>30 (or fewer) Pass Att.</b>	Sept. 14, 2019 vs. The Citadel (17)	<b>15+ Punts</b>	Oct. 20, 2020 vs. Virginia (16)
<b>5 Touchdowns in a Quarter</b>	Oct. 28, 2023 vs. No. 17 North Carolina (5/2nd)	<b>120 (or fewer) Off. Plays</b>	Sept. 21, 2024 at No. 19/20 Louisville (115)
<b>5 Passes Intercepted</b>	Nov. 11, 2023 at Clemson (5)	<b>0 Punts</b>	Dec. 5, 2009 vs. Clemson
<b>8 Touchdowns in a Half</b>	Oct. 2, 2021 by Pitt (8/1st)	<b>600+ Yards Rushing</b>	Oct. 28, 2023 vs. No. 17 North Carolina (615)
<b>10 Fumbles</b>	Oct. 13, 2018 vs. Duke (10)	<b>10 Sacks</b>	Nov. 10, 2007 at Duke (10)
		<b>150 (or fewer) Rushing Yds.</b>	Nov. 19, 2005 at Miami (150)


**THE LAST TIME IT HAPPENED ...**
**INDIVIDUAL**

	<b>GEORGIA TECH</b>	<b>OPPONENT</b>
<b>30+ Rushing Attempts</b>	Oct. 25, 2018 at Virginia Tech, Tobias Oliver (40)	Nov. 6, 2021 by Miami (Fla.), Jaylan Knighton (32)
<b>150-199 Yards Rushing</b>	Oct. 28, 2023 vs. No. 17 North Carolina, Dontae Smith (178)	Nov. 25, 2023 by No. 1 Georgia, Kendall Milton (156)
<b>200+ Yards Rushing</b>	Oct. 25, 2018 at Virginia Tech, Tobias Oliver (215)	Aug. 29, 2019 by No. 1 Clemson, Travis Etienne (205)
<b>50+ Pass Attempts</b>	Oct. 6, 2005 vs. NC State, Reggie Ball (53)	Oct. 5, 2019 by North Carolina, Sam Howell (51)
<b>40+ Pass Attempts</b>	Sept. 16, 2023 vs. No. 17/19 Ole Miss, Haynes King (41)	Oct. 1, 2022 by No. 24 Pitt, Kedon Slovis (45)
<b>25+ Pass Completions</b>	Sept. 7, 2024 at Syracuse, Kyle McCord (32), Haynes King (29)	Sept. 7, 2024 at Syracuse, Kyle McCord (32)
<b>Threw 3 Interceptions</b>	Nov. 11, 2023 at Clemson, Haynes King (4)	Oct. 7, 2023 by No. 17 Miami (Fla.), Tyler Van Dyke (3)
<b>300-399 Yards Passing</b>	Sept. 30, 2023 vs. Bowling Green, Haynes King (348)	Sept. 7, 2024 at Syracuse, Kyle McCord (381)
<b>400+ Yards Passing</b>	Nov. 10, 2001 at Virginia, George Godsey (486)	Oct. 17, 2020 by No. 1 Clemson, Trevor Lawrence (404)
<b>Rushed &amp; Passed for 100+ Yds.</b>	Oct. 21, 2023 vs. Boston College, Haynes King (150/204)	Oct. 21, 2023 vs. Boston College, Haynes King (128/255)
<b>Rushed &amp; Received for 100+ Yds.</b>	Nov. 14, 2013 at Clemson Robert Godhigh (126/203)	Oct. 30, 1997 by North Carolina J. Linton (138/137)
<b>300-399 Yards Total Offense</b>	Sept. 21, 2024 at No. 19/20 Louisville, Haynes King (370)	Sept. 7, 2024 at Syracuse, Kyle McCord (391)
<b>400+ Yards Total Offense</b>	Oct. 29, 2016 vs. Duke, Justin Thomas (459)	Oct. 6, 2012 by Clemson, Tajh Boyd (460)
<b>10+ Receptions</b>	Oct. 7, 2006 vs. Maryland, Calvin Johnson (10)	Oct. 7, 2023 by No. 17 Miami (Fla.), Xavier Restrepo (12)
<b>100-199 Yards Receiving</b>	Sept. 21, 2024 at No. 19/20 Louisville, Malik Rutherford (113)	Sept. 21, 2024 by No. 19/20 Louisville, Ja'Corey Brooks (125)
<b>200+ Yards Receiving</b>	Oct. 4, 2008 vs. Duke, Demaryius Thomas (230)	Nov. 6, 2021 by Miami (Fla.), Charleston Rambo (210)
<b>4+ Touchdowns Scored</b>	Sept. 4, 2017 vs. No. 25/24 Tennessee (20T) TaQuon Marshall (5)	Sept. 4, 2017 by No. 25/24 Tennessee (20T) John Kelly (4)
<b>3+ Touchdowns Rushing</b>	Sept. 10, 2022 vs. Western Carolina Dontae Smith (3)	Nov. 13, 2021 by Boston College Phil Jurkovec (3)
<b>3+ Touchdowns Receiving</b>	Sept. 11, 2004 vs. Clemson, Calvin Johnson (3)	Nov. 29, 2008 by Georgia, Mohamed Massaquoi (3)
<b>4+ Touchdowns Passing</b>	Oct. 28, 2023 vs. No. 17 North Carolina, Haynes King (4)	Nov. 11, 2023 by Clemson, Cade Klubnik (4)
<b>Rushing &amp; Receiving TDs</b>	Nov. 18, 2023 vs. Syracuse, Jamal Haynes (1/1)	Oct. 14, 2017 by No. 11/10 Miami, Travis Homer (1/1)
<b>Rushing &amp; Passing TDs</b>	Sept. 14, 2024 vs. VMI, Zach Pyron (2/1)	Nov. 16, 2019 by Virginia Tech, Hendon Hooker (1/2)
<b>Passing &amp; Receiving TDs</b>	Nov. 17, 2007 vs. North Carolina Taylor Bennett (1/1)	Nov. 18, 2017 by Duke Shaun Wilson (1/2)
<b>3 Field Goals</b>	Dec. 22, 2023 vs. UCF Aidan Birr (3-of-3)	Sept. 1, 2023 by Louisville Brock Travelstead (4-of-4)
<b>4+ Field Goals</b>	Oct. 1, 2022 at No. 24 Pitt Gavin Stewart (4-of-4)	Sept. 1, 2023 by Louisville Brock Travelstead (4-of-4)
<b>5 Field Goal Attempts</b>	Sept. 1, 2007 vs. Notre Dame Travis Bell (5)	Oct. 30, 2021 by Virginia Tech John Parker Romo (5)
<b>Made a 50-yard Field Goal</b>	Dec. 31, 2016 vs. Kentucky, Harrison Butker (52)	Aug. 24, 2024 by No. 10 Florida State, Ryan Fitzgerald (59)
<b>Attempted a 60-yard Field Goal</b>	Sept. 4, 2021 vs. Northern Illinois Gavin Stewart (60/miss)	Nov. 17, 2007 by North Carolina Connor Barth (63/miss)
<b>10+ Punts</b>	Oct. 20, 2022 vs. Virginia, David Shanahan (10)	Sept. 14, 2024 vs. VMI Ben Shrewsbury (10)
<b>60-69 yard Punt</b>	Sept. 7, 2024 at Syracuse, David Shanahan (61)	Nov. 19, 2022 by No. 13/11 North Carolina, Ben Kiernan (60)
<b>70-yard+ Punt</b>	Oct. 9, 2021 at Duke David Shanahan (71)	Sept. 4, 2017 by No. 25/24 Tennessee (20T) Trevor Daniel (70)
<b>100+ Punt Return Yards</b>	Aug. 31, 2002 vs. Vanderbilt, Kelley Rhino (110)	None recorded
<b>70-89 yard Punt Return</b>	Sept. 10, 2009 vs. Clemson Jerrard Tarrant (85 TD)	Sept. 23, 2017 by Pittsburgh Quadree Henderson (80 TD)
<b>Punt Return for a Touchdown</b>	Sept. 10, 2009 vs. Clemson, Jerrard Tarrant	Nov. 5, 2022 by Virginia Tech, Tucker Holloway
<b>90-yard+ Kickoff Return</b>	Nov. 24, 2018 at No. 5 Georgia Juanyeh Thomas (100 TD)	Sept. 8, 2018 by USF Terrence Horne (98 TD, 97 TD)
<b>Kickoff Return for a Touchdown</b>	Nov. 13, 2021 vs. Boston College Jahmyr Gibbs (98 TD)	Sept. 8, 2018 by USF Terrence Horne (98 TD, 97 TD)
<b>70-yard+ Interception Return</b>	Aug. 31, 2013 vs. Elon, Tyler Marcordes (95)	Nov. 12, 2022 by Miami, Kamren Kinchens (99)
<b>15+ Tackles</b>	Nov. 5, 2022 at Virginia Tech, Charlie Thomas (16)	Oct. 13, 2018 by Duke, Joe Giles-Harris (15)
<b>3.0+ Sacks</b>	Sept. 23, 2023 at Wake Forest, Kyle Kennard (4.0)	Oct. 12, 2019 by Duke, Victor Dimukeje (3.0)
<b>2+ Interceptions</b>	Sept. 11, 2021 vs. Kennesaw State, Charlie Thomas (2)	Oct. 21, 2023 by Boston College, Elijah Jones (2)
<b>2+ Fumble Recoveries</b>	Oct. 5, 2018 at Louisville, Charlie Thomas (2)	Nov. 21, 2019 by NC State, Larrell Murchison (2)
<b>2+ Forced Fumbles</b>	Nov. 18, 2023 vs. Syracuse, Paul Moala (2)	Nov. 20, 2021 by No. 6 Notre Dame, Isaiah Foskey (2)

**TWO PLAYERS**


	<b>GEORGIA TECH</b>	<b>OPPONENT</b>
<b>2 100-yard Rushers</b>	Nov. 28, 2020 vs. Duke Jeff Sims (108) and Jordan Mason (105)	Oct. 21, 2023 by Boston College Kye Robichaux (165) and Thomas Castellanos (128)
<b>2 100-yard Receivers</b>	Sept. 10, 2005 vs. North Carolina Damarius Bilbo (131) and Calvin Johnson (114)	Dec. 22, 2023 by UCF RJ Harvey (120) and Javon Baker (173)
<b>100-yard Rusher &amp; Receiver</b>	Sept. 8, 2018 TaQuon Marshall (113) and Clinton Lynch (111)	Oct. 29, 2022 by Florida State Trey Benson (111) and Johnny Wilson (111)
<b>250 Comb. Yards Rushing</b>	Oct. 28, 2023 vs. No. 17 North Carolina Dontae Smith and Haynes King (268)	Oct. 21, 2023 by Boston College Kye Robichaux and Thomas Castellanos (290)
<b>250 Comb. Yards Receiving</b>	Jan. 1, 2007 vs. West Virginia Calvin Johnson and James Johnson (254)	Oct. 23, 2021 by Virginia Dontayvion Wicks and Keytaon Thompson (257)
<b>20 Comb. Receptions</b>	Nov. 10, 2001 at Virginia Will Glover and Kerry Watkins (21)	Oct. 26, 2013 by Virginia Darius Jennings and Tim Smith (23)





**NO. 10 FLORIDA STATE** 21

0-1, 0-1



**GEORGIA TECH** 24

1-0, 1-0

Game 1 • Aug. 24, 2024 • Dublin, Ireland • Aviva Stadium (47,000)

**SCORING SUMMARY**

	1	2	3	4	F
Florida State	8	6	0	7	21
Georgia Tech	7	7	0	10	24

1st 10:58	FSU	L. Toafili 28 yd rush (B.Courtney rush), 7-75, 04:02	FSU 8 - GT 0
7:26	GT	Z. Pyron 1 yd rush (A.Birr kick), 6-79, 03:24	FSU 8 - GT 7
2nd 11:06	FSU	R.Fitzgerald 52 yd FG, 8-41, 05:11	FSU 11 - GT 7
3:13	GT	J.Haynes 1 yd rush (A.Birr kick), 14-75, 07:53	FSU 11 - GT 14
0:00	FSU	R.Fitzgerald 59 yd FG, 9-34, 03:13	FSU 14 - GT 14
4th 14:57	GT	J.Haynes 2 yd rush (A.Birr kick), 11-89, 06:22	FSU 14 - GT 21
6:33	FSU	R.Williams 1 yd rush (R.Fitzgerald kick), 15-84, 08:18	FSU 21 - GT 21
0:00	GT	A.Birr 44 yd FG, 12-49, 06:33	FSU 21 - GT 24

**TEAM STATISTICS**

	FSU	GT
First Downs.....	20	18
Rushes-Yards.....	31-98	36-190
Passing Yards.....	193	146
Pass Comp-Att-Int.....	19-27-0	11-16-0
Total Offense.....	291	336
Fumbles-Lost.....	0-0	2-0
Penalties-Yards.....	1-10	3-35
Punts-Yards (Avg./Net).....	2-86 (43.0/33.0)	2-93 (46.5/45)
Kickoffs-Yards (Avg./Net).....	4-259 (64.8/41.0)	4-260 (65.0/42.2)
Punt Returns (No.-Yds.-TD).....	1-3-0	1-0-0
Kickoff Returns (No.-Yds.-TD).....	1-16-0	1-20-0
Interceptions (No.-Yds.-TD).....	0-0-0	0-0-0
Fumble Returns (No.-Yds.-TD).....	0-0-0	0-0-0
Time of Possession.....	30:39	29:21
Third-Down Conversions.....	5-of-12	5-of-9
Fourth-Down Conversions.....	2-of-3	0-of-0
Red-Zone Scores-Chances.....	1-1	3-3
Sacks By (No.-Yds.).....	0-0	1-4
Field Goals.....	2-2	1-2
Points Off Turnovers.....	0	0

**INDIVIDUAL STATISTICS**

**RUSHING:** FSU — Roydell Williams 12-38; Lawrance Toafili 8-32; Jaylin Lucas 2-13; Cazia Holmes 2-8; DJ Ulagalelei 6-7; Kam Davis 1-0  
 GT — Jamal Haynes 11-75; Haynes King 14-64; Chad Alexander 7-41; Eric Singleton Jr. 1-10; Malik Rutherford 1-9; Zach Pyron 1-1

**PASSING:** FSU — DJ Ulagalelei 19-27-0, 193  
 GT — Haynes King 11-16-0, 146

**RECEIVING:** FSU — Ja'Khi Douglas 4-55; Malik Benson 4-39; Roydell Williams 3-32; Lawrance Toafili 3-25; Jalen Brown 2-11; Kentron Poitier 1-15; Kyle Morlock 1-12; Jaylin Lucas 1-5  
 GT — Malik Rutherford 4-66; Chase Lane 2-31; Eric Singleton Jr. 2-19; Jamal Haynes 2-16; Avery Boyd 1-14


**INTERCEPTIONS:** FSU — None  
 GT — None

**FUMBLE RECOVERIES:** FSU — None  
 GT — None

**FORCED FUMBLES:** FSU — None  
 GT — None


**TACKLES FOR LOSS:** FSU — Shyheim Brown 1.0-10; DJ Lundy 1.0-2; Daniel Jones/Blake Nichelson 1.0-3  
 GT — Kevin Harris II 1.0-4; Ahmari Harvey 1.0-3; Romello Height 1.0-3; Tah J Butler 1.0-3; LaMiles Brooks 1.0-1; Taye Seymore 1.0-1; Kyle Eford/Clayton Powell-Lee 1.0-1

**SACKS:** FSU — None  
 GT — Kevin Harris II 1.0-4



**GEORGIA STATE** 12

0-1, 0-0



**GEORGIA TECH** 35

2-0, 1-0

Game 2 • Aug. 31, 2024 • Atlanta, Ga. • Bobby Dodd Stadium (40,113)

**SCORING SUMMARY**

	1	2	3	4	F
Georgia State	0	3	9	0	12
Georgia Tech	7	7	14	7	35

1st 3:01	GT	J.Haynes 1 yd rush (A.Birr kick), 6-20, 02:34	GSU 0 - GT 7
2nd 3:49	GSU	L. Rickman 21 yd FG, 16-87, 08:24	GSU 3 - GT 7
0:04	GT	H. King 2 yd rush (A.Birr kick), 11-75, 03:45	GSU 3 - GT 14
3rd 13:01	GT	E. Singleton Jr 35 yd rush (A. Birr kick), 4-65, 01:59	GSU 3 - GT 21
11:19	GT	M. Rutherford 52 yd pass from H. King (A. Birr kick), 1-52, 0:08	GSU 3 - GT 28
9:52	GSU	L.Rickman 47 yd FG, 6-45, 01:27	GSU 6 - GT 28
3:42	GSU	D.Fleming 24 yd pass from C.Veilieux (2 PT failed), 9-68, 04:08	GSU 12 - GT 28
4th 14:14	GT	A.Boyd 22 yd pass from H.King (A.Birr kick), 9-75, 04:28	GSU 12 - GT 35

**TEAM STATISTICS**

	GSU	GT
First Downs.....	19	22
Rushes-Yards.....	29-150	34-225
Passing Yards.....	210	274
Pass Comp-Att-Int.....	19-34-0	25-30-1
Total Offense.....	360	499
Fumbles-Lost.....	1-1	0-0
Penalties-Yards.....	4-40	8-72
Punts-Yards (Avg./Net).....	3-138 (46/38.7)	3-123 (41/41)
Kickoffs-Yards (Avg./Net).....	4-255 (63.8/37.5)	6-385 (64.2/39.5)
Punt Returns (No.-Yds.-TD).....	1-0-0	2-22-0
Kickoff Returns (No.-Yds.-TD).....	2-48-0	0-0-0
Interceptions (No.-Yds.-TD).....	1-0-0	0-0-0
Fumble Returns (No.-Yds.-TD).....	0-0-0	1-0-0
Time of Possession.....	29:58	30:02
Third-Down Conversions.....	3-of-12	4-of-9
Fourth-Down Conversions.....	2-of-4	2-of-2
Red-Zone Scores-Chances.....	1-3	3-3
Sacks By (No.-Yds.).....	0-0	0-0
Field Goals.....	1-1	0-0
Points Off Turnovers.....	6	7

**INDIVIDUAL STATISTICS**

**RUSHING:** GSU — Freddie Brock 10-61; Sy'veon Wilkerson 8-43; Michel Dukes 3-25; Christian Veilleux 3-22; Jordan Ford 2-3; Tailique Williams 1--1; TEAM 2--3  
 GT — Jamal Haynes 17-84; Anthony Carrie 4-41; Eric Singleton Jr. 1-35; Haynes King 5-27; Chad Alexander 5-23; Zach Pyron 2-11

**PASSING:** GSU — Christian Veilleux 19-34-0, 210, 1 TD  
 GT — Haynes King 24-29-1, 275, 2 TDs; Zach Pyron 1-1-0 -1

**RECEIVING:** GSU — Tailique Williams 5-47; Dorian Fleming 4-68, 1 TD; Ted Hurst 2-26; DJ Riles 2-16; Petey Tucker 2-15; Michel Dukes 2-10; Freddie Brock 1-15; Ja'Cyais Credle 1-13  
 GT — Malik Rutherford 7-131, 1 TD; Eric Singleton Jr. 4-43; Avery Boyd 4-27, 1 TD; Chase Lane 2-25; Jamal Haynes 2-12; Ryland Goede 1-16; Jackson Hawes 1-10; Bailey Stockton 1-9; Josh Beetham 1-6; Christian Leary 1-2; Anthony Carrie 1--1.

**INTERCEPTIONS:** GSU — Kenyatta Watson (1)  
 GT — None.

**FUMBLE RECOVERIES:** GSU — None  
 GT — Zeek Biggers (1)

**FORCED FUMBLES:** GSU — None  
 GT — None.

**TACKLES FOR LOSS:** GSU — Justin Abraham 1.0-1; Jyron Gilmore 1.0-3; Cam Williams 1.0-1; K.D. McDaniel 0.5-3; Gavin Pringle 0.5-3; Dorian Royal 0.5-2; Kevin Swint 0.5-2  
 GT — Trenilyas Tatum 2.5-8; Rodney Shelley 2.0-2; LaMiles Brooks 1.0-2; Kyle Eford 1.0-1; Romello Height 0.5-1; Sylvain Youndjouen 0.5-1; Jordan van den Berg 0.5-0

**SACKS:** GSU — None  
 GT — None.

	<b>NO. 23 GEORGIA TECH</b>	<b>28</b>
	2-1, 1-1	
	<b>SYRACUSE</b>	<b>31</b>
	2-0, 1-0	

Game 3 • Sept. 7, 2024 • Syracuse, N.Y. • JMA Wireless Dome (39,550)

**SCORING SUMMARY**

	1	2	3	4	F
Georgia Tech	7	7	0	14	28
Syracuse	7	14	3	7	31



1st	12:21	SYR	T.Pena 11 yd pass from K.McCord (B.Denaburg kick), 7-75, 2:39	GT 0 - SYR 7
	7:52	GT	H.King 21 yd rush (A.Birr kick), 10-75, 04:29	GT 7 - SYR 7
2nd	12:27	SYR	T.Pena 11 yd pass from K.McCord (B.Denaburg kick), 7-70, 3:18	GT 7 - SYR 14
	6:19	SYR	O.Gadsden II 20 yd pass from K.McCord (B.Denaburg kick) 9-89, 4:18	GT 7 - SYR 21
	4:39	GT	H.King 26 yd rush (A.Birr kick), 4-75, 1:40	GT 14 - SYR 21
3rd	6:51	SYR	B.Denaburg 33 yd FG, 15-65, 6:55	GT 14 - SYR 24
4th	8:39	SYR	O.Gadsden II 17 yd pass from K.McCord (B.Denaburg kick), 7-32, 4:01	GT 14 - SYR 31
	5:08	GT	C.Lane 4 yd pass from H.King (A.Birr kick), 12-75, 3:31	GT 21 - SYR 31
	2:31	GT	J.Haynes 15 yd rush (A.Birr kick), 9-56, 2:35	GT 28 - SYR 31

**TEAM STATISTICS**

	GT	SYR
First Downs.....	19	27
Rushes-Yards.....	24-112	32-134
Passing Yards.....	266	381
Pass Comp-Att-Int.....	29-40-0	32-46-0
Total Offense.....	378	515
Fumbles-Lost.....	0-0	0-0
Penalties-Yards.....	3-15	5-45
Punts-Yards (Avg./Net).....	4-193 (48.2/43.2)	2-38 (19/19)
Kickoffs-Yards (Avg./Net).....	4-260 (65/40)	6-373 (62.2/38.8)
Punt Returns (No.-Yds.-TD).....	0-0-0	1-0-0
Kickoff Returns (No.-Yds.-TD).....	1-15-0	0-0-0
Interceptions (No.-Yds.-TD).....	0-0-0	0-0-0
Fumble Returns (No.-Yds.-TD).....	0-0-0	0-0-0
Time of Possession.....	23:06	36:54
Third-Down Conversions.....	7-of-14	10-of-17
Fourth-Down Conversions.....	1-of-2	2-of-2
Red-Zone Scores-Chances.....	2-2	5-5
Sacks By (No.-Yds).....	1-5	0-0
Field Goals.....	0-1	1-2
Points Off Turnovers.....	0	0

**INDIVIDUAL STATISTICS**

**RUSHING:** GT — Haynes King 6-67; Jamal Haynes 11-35; Anthony Carrie 5-5; Eric Singleton Jr. 1-3; Zach Pyron 1-2  
 SYR — LeQuint Allen 15-83; Will Nixon 9-38; Zeed Haynes 1-11; Kyle McCord 3-10; Trebor Pena 1-3  
**PASSING:** GT — Haynes King 29-39-0, 266, 1 TD  
 SYR — Kyle McCord 32-46-0, 4 TDs  
**RECEIVING:** GT — Malik Rutherford 7-38; Eric Singleton Jr. 5-86; Jamal Haynes 5-26; Avery Boyd 4-56; Chase Lane 3-27; Bailey Stockton 2-17; Jackson Hawes 2-13; Anthony Carrie 1-3  
 SYR — Oronde Gadsden II 6-93; Trebor Pena 5-88; Umari Hatcher 5-67; LeQuint Allen 5-47; Jackson Meeks 4-32; Zeed Haynes 4-27; Will Nixon 1-20; Dan Villari 1-7  
**INTERCEPTIONS:** GT — None.  
 SYR — None.  
**FUMBLE RECOVERIES:** GT — None  
 SYR — None.  
**FORCED FUMBLES:** GT — None.  
 SYR — None.  
**TACKLES FOR LOSS:** GT — Kyle Efford 1.0-5; Syyeed Gibbs 1.0-3; Jordan van den Berg 1.0-2  
 SYR — Fadil Diggs 2.0-4; Maraad Watson 0.5-1; Kevin Jobity Jr. 0.5-1  
**SACKS:** FSU — None  
 GT — Kyle Efford 1.0-5

	<b>VMI</b>	<b>7</b>
	0-3, 0-0	
	<b>GEORGIA TECH</b>	<b>59</b>
	3-1, 1-1	

Game 4 • Aug. 31, 2024 • Atlanta, Ga. • Bobby Dodd Stadium (31,729)

**SCORING SUMMARY**

	1	2	3	4	F
VMI	0	0	0	7	7
Georgia Tech	17	21	14	7	59

1st	7:39	A. Birr 28 yd FG, 8-50, 2:14	VMI 0 - GT 3
	4:52	M.Rutherford 35 yd pass from H.King (A.Birr kick), 2-50, 0:41	VMI 0 - GT 10
	0:08	Z.Pyron 1 yd rush (A.Birr kick), 7-73, 3:13	VMI 0 - GT 17
2nd	11:04	Z.Pyron 1 yd rush (A.Birr kick), 6-55, 3:41	VMI 0 - GT 24
	1:49	E.Singleton, Jr. 14 yd pass from H.King (A.Birr kick), 4-42, 1:10	VMI 0 - GT 31
	0:30	A.Boyd 33 yd pass from H.King (A.Birr kick), 5-73, 0:53	VMI 0 - GT 38
3rd	7:38	T.Maddox 3 yd rush (A.Birr kick), 5-60, 2:17	VMI 0 - GT 45
	1:32	L.Blackburn 24 yd pass from Z.Pyron (A.Birr kick), 3-40, 1:19	VMI 0 - GT 52
4th	6:37	E.Horne 2 yd pass from B.Hammonds (C.Beck kick), 10-75, 9:55	VMI 7 - GT 52
	4:29	A.Carrie 2 yd rush (A.Birr kick), 7-65, 2:05	VMI 7 - GT 59

**TEAM STATISTICS**

	VMI	GT
First Downs.....	5	30
Rushes-Yards.....	28-12	34-190
Passing Yards.....	92	382
Pass Comp-Att-Int.....	13-19-0	23-32-0
Total Offense.....	104	572
Fumbles-Lost.....	1-1	0-0
Penalties-Yards.....	5-50	6-47
Punts-Yards (Avg./Net).....	10-449 (44.9/38)	3-116 (38.7/38.7)
Kickoffs-Yards (Avg./Net).....	2-71 (35.5/27.5)	10-648 (64.8/41)
Punt Returns (No.-Yds.-TD).....	1-0-0	7-69-0
Kickoff Returns (No.-Yds.-TD).....	1-14-0	2-16-0
Interceptions (No.-Yds.-TD).....	0-0-0	0-0-0
Fumble Returns (No.-Yds.-TD).....	0-0-0	1-0-0
Time of Possession.....	30:16	29:44
Third-Down Conversions.....	1-of-13	3-of-8
Fourth-Down Conversions.....	1-of-1	1-of-1
Red-Zone Scores-Chances.....	1-1	6-6
Sacks By (No.-Yds).....	0-0	3-23
Field Goals.....	0-0	1-1
Points Off Turnovers.....	0	3

**INDIVIDUAL STATISTICS**

**RUSHING:** VMI — JoJo Crump 5-16; Brady Hammonds 1-14; Hunter Rice 7-10; Aslin Shipe 2-2; Asa Locks 1-2; Cade Cox 4-1; Destin Moore 1--1; Luke Schalow 3--4; TEAM 1--5; Chandler Wilson 3--23  
 GT — Trelain Maddox 9-53, 1 TD; Anthony Carrie 4-37, 1 TD; Zach Pyron 4-25, 2 TDs; Jamal Haynes 7-19; Chad Alexander 4-18; Brody Rhodes 2-17; Eric Singleton Jr. 1-15; Daylon Gordon 2-5; Malik Rutherford 1-1  
**PASSING:** VMI — Chandler Wilson 10-15-0, 51; Brady Hammonds 3-4-0, 41, 1 TD  
 GT — Haynes King 17-22-0, 275, 3 TDs; Zach Pyron 3-5-0, 58, 1 TD; Aaron Philo 3-5-0, 49  
**RECEIVING:** VMI — Ivan Thorpe 3-24; Hunter Rice 3-13; Ethen Horne 2-7, 1 TD; Owen Sweeney 1-34; Aslin Shipe 1-6; Julio DaSilva 1-5; Luke Schalow 1-2; Destin Moore 1-1  
 GT — Eric Singleton Jr. 5-102, 1 TD; Malik Rutherford 4-50, 1 TD; Chase Lane 2-54; Avery Boyd 2-36, 1 TD; Christian Leary 2-25; Bailey Stockton 2-24; Chris Elko 1-41; Leo Blackburn 1-24, 1 TD; Jackson Hawes 1-13; Luke Harpring 1-7; Jamal Haynes 1-5; Abdul Janneh 1-2  
**INTERCEPTIONS:** VMI — None  
 GT — None.  
**FUMBLE RECOVERIES:** VMI — None  
 GT — Clayton Powell-Lee (1)  
**FORCED FUMBLES:** VMI — None  
 GT — Ahmari Harvey (1)  
**TACKLES FOR LOSS:** VMI — Dorien Starnes 1.0-7; Noel Innocent 1.0-4; Isaiah Grevious 1.0-1  
 GT — Trenilyas Tatum 2.0-10; Sylvain Yondjouen 1.0-9; Tah'J Butler 1.0-5; Josh Robinson 1.0-5; Taye Seymore 1.0-3; Kyle Efford 1.0-3; Syyeed Gibbs 1.0-1; Jordan van den Berg 0.5-1; Romello Height 0.5-1; Kevin Harris 0.5-1; Thomas Gore 0.5-0  
**SACKS:** VMI — None  
 GT — Trenilyas Tatum 1.0-9; Sylvain Yondjouen 1.0-9; Josh Robinson 1.0-5

	<b>GEORGIA TECH</b>	<b>19</b>
	<b>3-2, 1-2</b>	
	<b>No. 19/20 LOUISVILLE</b>	<b>31</b>
	<b>3-0, 1-0</b>	

Game 5 • Sept. 21, 2024 • Louisville, KY • L&N Federal Credit Union Stadium (50,727)

**SCORING SUMMARY**

	1	2	3	4	F
Georgia Tech	7	7	3	2	19
Louisville	7	10	7	7	31

1st	7:40	GT	H.King 23 yd rush (A.Birr kick), 6-65, 2:34	GT 7 - LOU 0
	2:11	LOU	R.Puryear 0 yd fumble return (B.Travelstead kick), 1:08	GT 7 - LOU 7
2nd	11:20	LOU	C.Bell 37 yd pass from T.Shough (B.Travelstead kick), 7-71, 3:30	GT 7 - LOU 14
	1:56	LOU	B.Travelstead 27 yd FG, 11-75, 7:10	GT 7 - LOU 17
	0:04	GT	J.Haynes 1 yd rush (A.Birr kick), 10-75, 1:52	GT 14 - LOU 17
3rd	2:46	GT	A.Birr 26 yd FG, 13-67, 7:22	GT 17 - LOU 17
	1:43	LOU	J.Brooks 57 yd pass from T.Shough (B.Travelstead kick), 3-75, 1:03	GT 17 - LOU 24
4th	11:23	GT	Safety, T. Shough down in end zone, :05	GT 19 - LOU 24
	7:05	LOU	T.Holloway 55 yd blocked field goal return (B.Travelstead kick), 4:12	GT 19 - LOU 31

**TEAM STATISTICS**

	GT	LOU
First Downs.....	18	27
Rushes-Yards.....	37-98	27-57
Passing Yards.....	312	269
Pass Comp-Att-Int.....	21-32-0	13-19-0
Total Offense.....	410	326
Fumbles-Lost.....	1-1	0-0
Penalties-Yards.....	6-44	7-69
Punts-Yards (Avg./Net).....	2-113 (56.5/55)	2-95 (47.5/47)
Kickoffs-Yards (Avg./Net).....	4-248 (62/39.5)	7-443 (63.3/39.7)
Punt Returns (No.-Yds.-TD).....	1-1-0	2-3-0
Kickoff Returns (No.-Yds.-TD).....	2-40-0	1-15-0
Interceptions (No.-Yds.-TD).....	0-0-0	0-0-0
Fumble Returns (No.-Yds.-TD).....	0-0-0	1-0-1
Time of Possession.....	31:50	28:10
Third-Down Conversions.....	4-of-15	2-of-9
Fourth-Down Conversions.....	3-of-5	1-of-1
Red-Zone Scores-Chances.....	2-3	1-1
Sacks By (No.-Yds.).....	0-0	0-0
Field Goals.....	1-3	1-2
Points Off Turnovers.....	0	7

**INDIVIDUAL STATISTICS**

**RUSHING:** GT — Haynes King 14-58, 1 TD; Jamal Haynes 12-25, 1 TD; Trelain Maddox 8-14; Zach Pyron 1-2; Malik Rutherford 1-1; Avery Boyd 1--2  
 LOU — Donald Chaney Jr. 10-23; Tyler Shough 4-19; Keyjuan Brown 5-10; Isaac Brown 3-7; Duke Watson 2-4; TEAM 3--6

**PASSING:** GT — Haynes King 21-32-0, 312  
 LOU — Tyler Shough 13-19-0, 269, 2 TDs

**RECEIVING:** GT — Malik Rutherford 7-113; Eric Singleton Jr. 5-88; Chase Lane 4-22; Jackson Hawes 2-41; Avery Boyd 1-28; Jamal Haynes 1-11; Trelain Maddox 1-9  
 LOU — JaCorey Brooks 4-125, 1 TD; Chris Bell 2-82, 1 TD; Jamari Johnson 2-20; Donald Chaney Jr. 1-17; Mark Redman 1-12; Ahmari Huggins-Bruce 1-8; Isaac Brown 1-3; Jadon Thompson 1-2

**INTERCEPTIONS:** GT — None.  
 LOU — None.

**FUMBLE RECOVERIES:** GT — None  
 LOU — Ramon Puryear (1)

**FORCED FUMBLES:** GT — None.  
 LOU — None.

**TACKLES FOR LOSS:** GT — Romello Height 1-3; Jackson Hamilton 1-2; Thomas Gore 1-2  
 LOU — Tramel Logan 2-2; Quincy Riley 1-9; Tahveon Nicholson 1-2; Antonio Watts 1-2; Thor Griffith 1-1; Rene Konga 0.5-2; T.J. Quinn 0.5-2

**SACKS:** LOU — None  
 GT — None



2024-25 Georgia Tech Football  
Game Results  
All games

Team Results

	Date	Opponent		Score	Overall	Conf	Time	Attend
*	08/24/2024	vs Florida St.	W	24-21	1-0	1-0	3:00	47998
	08/31/2024	Georgia St.	W	35-12	2-0	1-0	3:12	40113
*	09/07/2024	at Syracuse	L	28-31	2-1	1-1	3:18	39550
	09/14/2024	VMI	W	59-7	3-1	1-1	3:03	31729
*	09/21/2024	at Louisville	L	19-31	3-2	1-2	3:30	50727



2024-25 Georgia Tech Football  
Overall Team Statistics  
All games

Team Statistics

	GATECH	OPP
<b>Scoring</b>	<b>165</b>	<b>102</b>
Points per game	33.0	20.4
Points Off Turnovers	10	13
<b>First Downs</b>	<b>107</b>	<b>85</b>
Rushing	46	29
Passing	56	48
Penalty	5	8
<b>Rushing Yardage</b>	<b>815</b>	<b>451</b>
Yards gained rushing	887	553
Yards lost rushing	72	102
Rushing attempts	165	147
Average per rush	4.9	3.1
Average per game	163.0	90.2
TDs Rushing	15	2
<b>Passing Yardage</b>	<b>1380</b>	<b>1145</b>
Comp-Att-Int	109-150-1	96-145-0
Average per pass	9.2	7.9
Average per catch	12.7	11.9
Average per game	276.0	229.0
TDs Passing	7	8
<b>Total offense</b>	<b>2195</b>	<b>1596</b>
Total plays	315	292
Average per play	7.0	5.5
Average per game	439.0	319.2
<b>Kick returns: #-Yards</b>	<b>6-91</b>	<b>5-93</b>
<b>Punt returns: #-Yards</b>	<b>11-92</b>	<b>6-6</b>
<b>Int returns: #-Yards</b>	<b>0-0</b>	<b>1-0</b>
<b>Kick return average</b>	<b>15.2</b>	<b>18.6</b>
<b>Punt return average</b>	<b>8.4</b>	<b>1.0</b>
<b>Int return average</b>	<b>0.0</b>	<b>0.0</b>
<b>Fumbles-Lost</b>	<b>4-1</b>	<b>2-2</b>
<b>Penalties-Yards</b>	<b>26-213</b>	<b>22-214</b>
Average per game	42.6	42.8
<b>Punts-Yards</b>	<b>14-638</b>	<b>19-806</b>
Average per punt	45.6	42.4
Net punt average	43.7	36.5
<b>Kickoffs-Yards</b>	<b>28-1801</b>	<b>23-1401</b>
Average per kick	64.3	60.9
Net kick average	40.5	38.3
<b>Time of possession / game</b>	<b>27:31</b>	<b>30:11</b>
<b>3rd-down conversion</b>	<b>23/54</b>	<b>21/63</b>
3rd-down pct	43%	33%
<b>4rd-down conversion</b>	<b>7/10</b>	<b>8/11</b>



2024-25 Georgia Tech Football  
Overall Team Statistics  
All games

	<b>GATECH</b>	<b>OPP</b>
4rd-down pct	70%	73%
<b>Sacks by-Yards</b>	<b>5-32</b>	<b>0-0</b>
<b>Misc Yards</b>	<b>0</b>	<b>0</b>
<b>Touchdowns scored</b>	<b>22</b>	<b>12</b>
<b>Field goals - attempts</b>	<b>3-7</b>	<b>6-8</b>
<b>On-Side kicks</b>	<b>1-1</b>	<b>0-0</b>
<b>Red-zone scores</b>	<b>(16-17) 94%</b>	<b>(9-11) 82%</b>
<b>Red-zone touchdowns</b>	<b>(14-17) 82%</b>	<b>(6-11) 55%</b>
<b>PAT-attempts</b>	<b>(22-22) 100%</b>	<b>(10-10) 100%</b>
<b>2-point conversion-attempts</b>	<b>(0-0) 0%</b>	<b>(1-2) 50%</b>
<b>Attendance</b>	<b>71842</b>	<b>90277</b>
Games / Avg per game	2/35921	2/45139
Neutral site games	-	1/47998

**Score by Periods**

<b>Team</b>	<b>1st</b>	<b>2nd</b>	<b>3rd</b>	<b>4th</b>	<b>OT</b>	<b>TOT</b>
Georgia Tech	45	49	31	40	0	165
Opponents	22	33	19	28	0	102





2024-25 Georgia Tech Football  
Individual Statistics  
All games

**Rushing**

Player	gp	att	gain	loss	net	avg	td	lg	avg/g
Jamal Haynes	5	58	263	25	238	4.1	5	36	47.6
Haynes King	5	39	245	29	216	5.5	4	28	43.2
Anthony Carrie	3	13	87	4	83	6.4	1	30	27.7
Chad Alexander	3	16	83	1	82	5.1	0	16	27.3
Trelain Maddox	2	17	68	1	67	3.9	1	14	33.5
Eric Singleton, Jr.	5	4	63	0	63	15.8	1	35	12.6
Zach Pyron	5	9	45	0	45	5.0	3	12	9.0
Brody Rhodes	1	2	17	0	17	8.5	0	9	17.0
Malik Rutherford	5	3	11	0	11	3.7	0	9	2.2
Daylon Gordon	5	2	5	0	5	2.5	0	3	1.0
Avery Boyd	5	1	0	2	-2	-2.0	0	0	-0.4
Team	5	1	0	10	-10	-10.0	0	0	-2.0
<b>Total</b>	<b>5</b>	<b>165</b>	<b>887</b>	<b>72</b>	<b>815</b>	<b>4.9</b>	<b>15</b>	<b>36</b>	<b>163.0</b>
<b>Opponents</b>	<b>5</b>	<b>147</b>	<b>553</b>	<b>102</b>	<b>451</b>	<b>3.1</b>	<b>2</b>	<b>41</b>	<b>90.2</b>

**Passing**

Player	gp	effic	comp-att-int	pct	yds	td	lg	avg/g
Haynes King	5	164.4	102-138-1	73.9	1274	6	52	254.8
Zach Pyron	5	201.5	4-6-0	66.7	57	1	24	11.4
Aaron Philo	1	142.3	3-5-0	60.0	49	0	41	49.0
Team	5	0.0	0-1-0	0.0	0	0	0	0.0
<b>Total</b>	<b>5</b>	<b>164.0</b>	<b>109-150-1</b>	<b>72.7</b>	<b>1380</b>	<b>7</b>	<b>52</b>	<b>276.0</b>
<b>Opponents</b>	<b>5</b>	<b>150.7</b>	<b>96-145-0</b>	<b>66.2</b>	<b>1145</b>	<b>8</b>	<b>57</b>	<b>229.0</b>

**Receiving**

Player	gp	no.	yds	avg	td	lg	avg/g
Malik Rutherford	5	29	398	13.7	2	52	79.6
Eric Singleton, Jr.	5	21	338	16.1	1	51	67.6
Chase Lane	5	13	159	12.2	1	32	31.8
Avery Boyd	5	12	161	13.4	2	33	32.2
Jamal Haynes	5	11	64	5.8	0	16	12.8
Jackson Hawes	5	6	77	12.8	0	33	15.4
Bailey Stockton	5	5	50	10.0	0	17	10.0
Christian Leary	4	3	27	9.0	0	17	6.8
Anthony Carrie	3	2	2	1.0	0	3	0.7
Ryland Goede	5	1	16	16.0	0	16	3.2
Josh Beetham	5	1	6	6.0	0	6	1.2
Abdul Jannah	5	1	1	1.0	0	1	0.2
Leo Blackburn	5	1	24	24.0	1	24	4.8
Chris Elko	1	1	41	41.0	0	41	41.0
Trelain Maddox	2	1	9	9.0	0	9	4.5
Luke Harpring	2	1	7	7.0	0	7	3.5
<b>Total</b>	<b>5</b>	<b>109</b>	<b>1380</b>	<b>12.7</b>	<b>7</b>	<b>52</b>	<b>276.0</b>
<b>Opponents</b>	<b>5</b>	<b>96</b>	<b>1145</b>	<b>11.9</b>	<b>8</b>	<b>57</b>	<b>229.0</b>

**Punt Returns**

Player	no.	yds	avg	td	lg
Rodney Shelley	10	72	7.2	0	26
Bailey Stockton	1	20	20.0	0	20
<b>Total</b>	<b>11</b>	<b>92</b>	<b>8.4</b>	<b>0</b>	<b>26</b>
<b>Opponents</b>	<b>6</b>	<b>6</b>	<b>1.0</b>	<b>0</b>	<b>3</b>

**Interceptions**

Player	no.	yds	avg	td	lg
<b>Total</b>	<b>0</b>	<b>0</b>	<b>0.0</b>	<b>0</b>	<b>0</b>
<b>Opponents</b>	<b>1</b>	<b>0</b>	<b>0.0</b>	<b>0</b>	<b>0</b>

**Kick Returns**

Player	no.	yds	avg	td	lg
Ryland Goede	2	16	8.0	0	12
Christian Leary	2	35	17.5	0	20
Jackson Hawes	1	17	17.0	0	17
Bailey Stockton	1	23	23.0	0	23
<b>Total</b>	<b>6</b>	<b>91</b>	<b>15.2</b>	<b>0</b>	<b>23</b>
<b>Opponents</b>	<b>5</b>	<b>93</b>	<b>18.6</b>	<b>0</b>	<b>30</b>

**Fumble Returns**

Player	no.	yds	avg	td	lg
Zeek Biggers	1	0	0.0	0	0
Clayton Powell-Lee	1	0	0.0	0	0
<b>Total</b>	<b>2</b>	<b>0</b>	<b>0.0</b>	<b>0</b>	<b>0</b>
<b>Opponents</b>	<b>1</b>	<b>0</b>	<b>0.0</b>	<b>1</b>	<b>0</b>



2024-25 Georgia Tech Football  
Individual Statistics  
All games

Scoring

Player	td	fg	PAT						pts
			kick	rush	rcv	pass	dxp	saf	
Aidan Birr	-	3-7	22-22	-	-	-	-	-	31
Jamal Haynes	5	-	-	-	-	-	-	-	30
Haynes King	4	-	-	-	-	-	-	-	24
Zach Pyron	3	-	-	-	-	-	-	-	18
Avery Boyd	2	-	-	-	-	-	-	-	12
Malik Rutherford	2	-	-	-	-	-	-	-	12
Eric Singleton, Jr.	2	-	-	-	-	-	-	-	12
Chase Lane	1	-	-	-	-	-	-	-	6
Leo Blackburn	1	-	-	-	-	-	-	-	6
Trelain Maddox	1	-	-	-	-	-	-	-	6
Anthony Carrie	1	-	-	-	-	-	-	-	6
<b>Total</b>	<b>22</b>	<b>3-7</b>	<b>22-22</b>	<b>0</b>	<b>0</b>	<b>0</b>	<b>0</b>	<b>1</b>	<b>165</b>
<b>Opponents</b>	<b>12</b>	<b>6-8</b>	<b>10-10</b>	<b>1</b>	<b>0</b>	<b>0</b>	<b>0</b>	<b>0</b>	<b>102</b>

Total Offense

Player	g	plays	rush	pass	total	avg/g
Haynes King	5	177	216	1274	1490	298.0
Jamal Haynes	5	58	238	0	238	47.6
Zach Pyron	5	15	45	57	102	20.4
Anthony Carrie	3	13	83	0	83	27.7
Chad Alexander	3	16	82	0	82	27.3
Trelain Maddox	2	17	67	0	67	33.5
Eric Singleton, Jr.	5	4	63	0	63	12.6
Aaron Philo	1	5	0	49	49	49.0
Brody Rhodes	1	2	17	0	17	17.0
Malik Rutherford	5	3	11	0	11	2.2
Daylon Gordon	5	2	5	0	5	1.0
Avery Boyd	5	1	-2	0	-2	-0.4
Team	5	0	-10	0	-10	-2.0
<b>Total</b>	<b>5</b>	<b>315</b>	<b>815</b>	<b>1380</b>	<b>2195</b>	<b>439.0</b>
<b>Opponents</b>	<b>5</b>	<b>292</b>	<b>451</b>	<b>1145</b>	<b>1596</b>	<b>319.2</b>

Field Goals

Player	fg	pct.	01-19	20-29	30-39	40-49	50-99	lg	blk
Aidan Birr	3-7	42.9	0-0	2-2	0-0	1-3	0-2	44	1
<b>Opponents</b>	<b>6-8</b>	<b>75.0</b>	<b>0-0</b>	<b>2-2</b>	<b>1-1</b>	<b>1-2</b>	<b>2-3</b>	<b>59</b>	<b>2</b>

Punting

Player	no.	yds	avg	lg	tb	fc	i20	50+	blk
David Shanahan	14	638	45.6	61	1	3	7	3	0
<b>Total</b>	<b>14</b>	<b>638</b>	<b>45.6</b>	<b>61</b>	<b>1</b>	<b>3</b>	<b>7</b>	<b>3</b>	<b>0</b>
<b>Opponents</b>	<b>19</b>	<b>806</b>	<b>42.4</b>	<b>57</b>	<b>1</b>	<b>2</b>	<b>5</b>	<b>5</b>	<b>1</b>

FG Sequence

Team Name	Georgia Tech	Opponents
Florida St.	51,(44)	(52),(59)
Louisville	46,(26),50	52,(27)
Syracuse	45	43,(33)
VMI	(28)	
Georgia St.		(21),(47)

Kickoffs

Player	no.	yds	avg	tb	ob	retn	net	ydl
Aidan Birr	28	1801	64.3	22	0			
<b>Total</b>	<b>28</b>	<b>1801</b>	<b>64.3</b>	<b>22</b>	<b>0</b>	<b>5</b>	<b>40.5</b>	<b>24</b>
<b>Opponents</b>	<b>23</b>	<b>1401</b>	<b>60.9</b>	<b>15</b>	<b>2</b>	<b>6</b>	<b>38.3</b>	<b>26</b>

Numbers in (parentheses) indicate field goal was made



2024-25 Georgia Tech Football  
Individual Statistics  
All games

All Purpose

Player	g	rush	rcv	pr	kr	ir	total	avg/g
Malik Rutherford	5	11	398	0	0	0	409	81.8
Eric Singleton, Jr.	5	63	338	0	0	0	401	80.2
Jamal Haynes	5	238	64	0	0	0	302	60.4
Haynes King	5	216	0	0	0	0	216	43.2
Chase Lane	5	0	159	0	0	0	159	31.8
Avery Boyd	5	-2	161	0	0	0	159	31.8
Jackson Hawes	5	0	77	0	17	0	94	18.8
Bailey Stockton	5	0	50	20	23	0	93	18.6
Anthony Carrie	3	83	2	0	0	0	85	28.3
Chad Alexander	3	82	0	0	0	0	82	27.3
Trelain Maddox	2	67	9	0	0	0	76	38.0
Rodney Shelley	5	0	0	72	0	0	72	14.4
Christian Leary	4	0	27	0	35	0	62	15.5
Zach Pyron	5	45	0	0	0	0	45	9.0
Chris Elko	1	0	41	0	0	0	41	41.0
Ryland Goede	5	0	16	0	16	0	32	6.4
Leo Blackburn	5	0	24	0	0	0	24	4.8
Brody Rhodes	1	17	0	0	0	0	17	17.0
Luke Harpring	2	0	7	0	0	0	7	3.5
Josh Beetham	5	0	6	0	0	0	6	1.2
Daylon Gordon	5	5	0	0	0	0	5	1.0
Abdul Janneh	5	0	1	0	0	0	1	0.2
Team	5	-10	0	0	0	0	-10	-2.0
<b>Total</b>	<b>5</b>	<b>815</b>	<b>1380</b>	<b>92</b>	<b>91</b>	<b>0</b>	<b>2378</b>	<b>475.6</b>
<b>Opponents</b>	<b>5</b>	<b>451</b>	<b>1145</b>	<b>6</b>	<b>93</b>	<b>0</b>	<b>1695</b>	<b>339.0</b>



2024-25 Georgia Tech Football  
Overall Defense Statistics  
All games

Team Defense

#	Player	gp	Tackles				Sacks	Pass defense			Fumbles		blkd	
			ua	a	tot	tfl/yds		no-yds	int-yds	brup	qbh	fr-yds	ff	kick
44	Kyle Efford	5	18	21	39	3.5-10	1-5	.	.	1	.	.	.	.
3	Ahmari Harvey	5	18	5	23	1-3	.	.	1	.	.	1	.	.
7	Taye Seymore	5	12	9	21	2-4	.	.	.	.	.	.	.	.
9	Romello Height	5	8	12	20	3-8	.	.	.	1	.	.	.	.
5	Clayton Powell-Lee	5	9	9	18	0.5-1	.	.	1	.	1-0	.	.	.
0	Trenilyas Tatum	5	13	5	18	4.5-18	1-9	.	1	.	.	.	.	.
21	Omar Daniels	5	13	3	16	.	.	.	1	.	.	.	.	.
4	Warren Burrell	5	12	2	14	.	.	.	3	.	.	.	.	.
27	Josh Robinson	5	5	8	13	1-5	1-5	.	.	.	.	.	.	.
1	LaMiles Brooks	4	8	5	13	2-3	.	.	1	.	.	.	.	.
15	Tah'j Butler	5	8	3	11	2-8	.	.	.	.	.	.	.	.
88	Zeek Biggers	5	3	6	9	.	.	.	1	.	1-0	.	1	.
32	Sylvain Yondjouen	5	5	4	9	1.5-10	1-9	.	.	1	.	.	.	.
11	Kevin Harris	5	6	1	7	1.5-5	1-4	.	.	2	.	.	.	.
99	Jordan van den Berg	5	3	4	7	2-3	.	.	.	.	.	.	.	.
16	Syeed Gibbs	3	5	2	7	2-4	.	.	.	.	.	.	1	.
6	Rodney Shelley	5	5	1	6	2-2	.	.	2	1	.	.	.	.
23	Zachary Tobe	5	5	1	6	.	.	.	2	.	.	.	.	.
17	Jackson Hamilton	5	4	1	5	1-2	.	.	.	.	.	.	.	.
90	Jordan Boyd	3	1	3	4	.	.	.	.	.	.	.	.	.
59	Thomas Gore	5	1	3	4	1.5-2	.	.	.	.	.	.	.	.
8	Makius Scott	5	.	3	3	.	.	.	.	1	.	.	.	.
2	E.J. Lightsey	2	2	.	2	.	.	.	.	.	.	.	.	.
28	Austin Dean	5	2	.	2	.	.	.	.	.	.	.	.	.
21	Daylon Gordon	5	1	.	1	.	.	.	.	.	.	.	.	.
20	Christian Pritchett	3	.	1	1	.	.	.	.	.	.	.	.	.
98	Amontrae Bradford	4	1	.	1	.	.	.	.	.	.	.	1	.
<b>Totals</b>		<b>5</b>	<b>168</b>	<b>112</b>	<b>280</b>	<b>31-88</b>	<b>5-32</b>	<b>0-0</b>	<b>13</b>	<b>7</b>	<b>2-0</b>	<b>1</b>	<b>3</b>	<b>1</b>
Opponents		5	176	130	306	21-70	0-0	1-0	12	12	1-0	2	1	0



2024-25 Georgia Tech Football  
Passing Game-by-Game  
All games

#5 Zach Pyron	Comp	Att	Int	Pct	Yards	TD	Long	Sacked	Effic.
Georgia St.	1	1	0	100.0	-1	0	0	0-0	91.6
VMI	3	5	0	60.0	58	1	24	0-0	223.4
<b>Totals</b>	<b>4</b>	<b>6</b>	<b>0</b>	<b>66.7</b>	<b>57</b>	<b>1</b>	<b>24</b>	<b>0-0</b>	<b>201.5</b>

#10 Haynes King	Comp	Att	Int	Pct	Yards	TD	Long	Sacked	Effic.
Florida St.	11	16	0	68.8	146	0	42	0-0	145.4
Georgia St.	24	29	1	82.8	275	2	52	0-0	178.3
Syracuse	29	39	0	74.4	266	1	45	0-0	140.1
VMI	17	22	0	77.3	275	3	50	0-0	227.3
Louisville	21	32	0	65.6	312	0	51	0-0	147.5
<b>Totals</b>	<b>102</b>	<b>138</b>	<b>1</b>	<b>73.9</b>	<b>1274</b>	<b>6</b>	<b>52</b>	<b>0-0</b>	<b>164.4</b>

#12 Aaron Philo	Comp	Att	Int	Pct	Yards	TD	Long	Sacked	Effic.
VMI	3	5	0	60.0	49	0	41	0-0	142.3
<b>Totals</b>	<b>3</b>	<b>5</b>	<b>0</b>	<b>60.0</b>	<b>49</b>	<b>0</b>	<b>41</b>	<b>0-0</b>	<b>142.3</b>



**2024-25 Georgia Tech Football  
Rushing/Receiving Game-by-Game  
All games**

**Rushing**

Player	No-Yds/TD	FSU	GSU	SU	VMI	LOU
Jamal Haynes	58-238/5	11-75/2	17-84/1	11-35/1	7-19/0	12-25/1
Haynes King	39-216/4	14-64/0	5-27/1	6-67/2	-	14-58/1
Trelain Maddox	17-67/1	DNP	DNP	DNP	9-53/1	8-14/0
Chad Alexander	16-82/0	7-41/0	5-23/0	DNP	4-18/0	DNP
Anthony Carrie	13-83/1	DNP	4-41/0	5-5/0	4-37/1	DNP
Zach Pyron	9-45/3	1-1/1	2-15/0	1-2/0	4-25/2	1-2/0
Eric Singleton, Jr.	4-63/1	1-10/0	1-35/1	1-3/0	1-15/0	-
Malik Rutherford	3-11/0	1-9/0	-	-	1-1/0	1-1/0
Brody Rhodes	2-17/0	DNP	DNP	DNP	2-17/0	DNP
Daylon Gordon	2-5/0	-	-	-	2-5/0	-
Avery Boyd	1--2/0	-	-	-	-	1--2/0

**Receiving**

Player	No-Yds/TD	FSU	GSU	SU	VMI	LOU
Malik Rutherford	29-398/2	4-66/0	7-131/1	7-38/0	4-50/1	7-113/0
Eric Singleton, Jr.	21-338/1	2-19/0	4-43/0	5-86/0	5-102/1	5-88/0
Chase Lane	13-159/1	2-31/0	2-25/0	3-27/1	2-54/0	4-22/0
Avery Boyd	12-161/2	1-14/0	4-27/1	4-56/0	2-36/1	1-28/0
Jamal Haynes	11-64/0	2-16/0	2-6/0	5-26/0	1-5/0	1-11/0
Jackson Hawes	6-77/0	-	1-10/0	2-13/0	1-13/0	2-41/0
Bailey Stockton	5-50/0	-	1-9/0	2-17/0	2-24/0	-
Christian Leary	3-27/0	-	1-2/0	-	2-25/0	DNP
Anthony Carrie	2-2/0	DNP	1--1/0	1-3/0	-	DNP
Chris Elko	1-41/0	DNP	DNP	DNP	1-41/0	DNP
Leo Blackburn	1-24/1	-	-	-	1-24/1	-
Ryland Goede	1-16/0	-	1-16/0	-	-	-
Trelain Maddox	1-9/0	DNP	DNP	DNP	-	1-9/0
Luke Harpring	1-7/0	DNP	DNP	-	1-7/0	DNP
Josh Beetham	1-6/0	-	1-6/0	-	-	-
Abdul Janneh	1-1/0	-	-	-	1-1/0	-



2024-25 Georgia Tech Football  
Total Tackles Game-by-Game  
All games

**Total Tackles**

Player	S-A	Total	FSU	GSU	SU	VMI	LOU
Kyle Efford	18-21	39	1-9	5-8	5-1	1-2	6-1
Ahmari Harvey	18-5	23	6-2	3-0	5-3	3-0	1-0
Taye Seymore	12-9	21	1-0	1-1	6-4	0-4	4-0
Romello Height	8-12	20	2-1	1-3	2-2	0-4	3-2
Trenilyas Tatum	13-5	18	3-3	2-1	3-1	2-0	3-0
Clayton Powell-Lee	9-9	18	3-1	3-4	1-2	-	2-2
Omar Daniels	13-3	16	4-0	2-0	4-1	2-1	1-1
Warren Burrell	12-2	14	-	5-1	5-0	1-0	1-1
LaMiles Brooks	8-5	13	3-4	4-0	1-1	DNP	-
Josh Robinson	5-8	13	1-3	1-1	1-2	2-1	0-1
Tah'j Butler	8-3	11	1-1	1-0	-	4-1	2-1
Sylvain Yondjouen	5-4	9	1-0	1-2	1-1	1-0	1-1
Zeek Biggers	3-6	9	1-2	1-0	1-1	0-1	0-2
Kevin Harris	6-1	7	2-0	-	2-0	2-1	-
Syeed Gibbs	5-2	7	DNP	DNP	1-1	2-1	2-0
Jordan van den Berg	3-4	7	-	0-2	1-0	2-2	-
Rodney Shelley	5-1	6	1-1	3-0	1-0	-	-
Zachary Tobe	5-1	6	2-0	-	-	3-0	0-1
Jackson Hamilton	4-1	5	-	-	2-0	1-0	1-1
Thomas Gore	1-3	4	-	0-1	0-1	0-1	1-0
Jordan Boyd	1-3	4	DNP	DNP	-	1-2	0-1
Makius Scott	0-3	3	0-1	-	0-1	-	0-1
E.J. Lightsey	2-0	2	1-0	1-0	DNP	DNP	DNP
Austin Dean	2-0	2	1-0	1-0	-	-	-
Daylon Gordon	1-0	1	1-0	-	-	-	-
Amontrae Bradford	1-0	1	DNP	-	-	1-0	-
Christian Pritchett	0-1	1	DNP	DNP	-	0-1	-



2024-25 Georgia Tech Football  
Team Game-by-Game  
All games

Date	Opponent	Rushing				Receiving				Passing				Kick Returns				Punt Returns				tot off		
		no.	yds	td	lg	no.	yds	td	lg	cmp	att	int	yds	td	lg	no.	yds	td	lg	no.	yds		td	lg
08/24/2024	vs Florida St.	36	190	3	36	11	146	0	42	11	16	0	146	0	42	1	20	0	20	1	0	0	0	336
08/31/2024	Georgia St.	34	225	3	35	25	274	2	52	25	30	1	274	2	52	0	0	0	0	2	22	0	15	499
09/07/2024	at Syracuse	24	112	3	26	29	266	1	45	29	40	0	266	1	45	1	15	0	15	0	0	0	0	378
09/14/2024	VMI	34	190	4	29	23	382	4	50	23	32	0	382	4	50	2	16	0	12	7	69	0	26	572
09/21/2024	at Louisville	37	98	2	26	21	312	0	51	21	32	0	312	0	51	2	40	0	23	1	1	0	1	410
<b>Georgia Tech</b>		<b>165</b>	<b>815</b>	<b>15</b>	<b>36</b>	<b>109</b>	<b>1380</b>	<b>7</b>	<b>52</b>	<b>109</b>	<b>150</b>	<b>1</b>	<b>1380</b>	<b>7</b>	<b>52</b>	<b>6</b>	<b>91</b>	<b>0</b>	<b>23</b>	<b>11</b>	<b>92</b>	<b>0</b>	<b>26</b>	<b>2195</b>
<b>Opponents</b>		<b>147</b>	<b>451</b>	<b>2</b>	<b>41</b>	<b>96</b>	<b>1145</b>	<b>8</b>	<b>57</b>	<b>96</b>	<b>145</b>	<b>0</b>	<b>1145</b>	<b>8</b>	<b>57</b>	<b>5</b>	<b>93</b>	<b>0</b>	<b>30</b>	<b>6</b>	<b>6</b>	<b>0</b>	<b>3</b>	<b>1596</b>

Georgia Tech Averages

Games	Avg/ rush	Avg/ catch	Pass effic	KR avg	PR avg	All purpose avg/game	Total offense avg/game
5	4.9	12.7	164.0	15.2	8.4	475.6	439.0

Date	Opponent	Tackles				Sacks no-yds	Fumble ff fr-yds	Pass Defense			blkd kick	PAT attempts			off				
		ua	a	total	tfl-yds			int-yds	qbh	brup		kick	rush	rcv	saf	t/o	pts		
08/24/2024	vs Florida St.	35	28	63	7.0-17	1-4	0	0-0	0-0	1	1	0	3-3	0	0	0	0	0	24
08/31/2024	Georgia St.	35	24	59	8.0-15	0-0	0	1-0	0-0	1	4	0	5-5	0	0	0	7	35	
09/07/2024	at Syracuse	42	22	64	3.0-10	1-5	0	0-0	0-0	1	6	2	4-4	0	0	0	0	28	
09/14/2024	VMI	28	22	50	10.0-39	3-23	1	1-0	0-0	0	2	0	8-8	0	0	0	3	59	
09/21/2024	at Louisville	28	16	44	3.0-7	0-0	0	0-0	0-0	4	0	1	2-2	0	0	1	0	19	
<b>Georgia Tech</b>		<b>168</b>	<b>112</b>	<b>280</b>	<b>31.0-88</b>	<b>5-32</b>	<b>1</b>	<b>2-0</b>	<b>0-0</b>	<b>7</b>	<b>13</b>	<b>3</b>	<b>22-22</b>	<b>0</b>	<b>0</b>	<b>1</b>	<b>10</b>	<b>165</b>	
<b>Opponents</b>		<b>176</b>	<b>130</b>	<b>306</b>	<b>21.0-70</b>	<b>0-0</b>	<b>2</b>	<b>1-0</b>	<b>1-0</b>	<b>12</b>	<b>12</b>	<b>1</b>	<b>10-10</b>	<b>1</b>	<b>0</b>	<b>0</b>	<b>13</b>	<b>102</b>	

Date	Opponent	Punting								Field Goals			Kickoffs					
		no.	yds	avg	long	blkd	tb	fc	50+	i20	md-att	long	blkd	no.	yds	avg	tb	ob
08/24/2024	vs Florida St.	2	93	46.5	49	0	0	0	0	0	1-2	44	0	4	260	65.0	3	0
08/31/2024	Georgia St.	3	123	41.0	47	0	0	2	0	1	0-0	0	0	6	385	64.2	4	0
09/07/2024	at Syracuse	4	193	48.3	61	0	1	1	1	2	0-1	0	0	4	260	65.0	4	0
09/14/2024	VMI	3	116	38.7	41	0	0	0	0	2	1-1	28	0	10	648	64.8	8	0
09/21/2024	at Louisville	2	113	56.5	58	0	0	0	2	2	1-3	26	1	4	248	62.0	3	0
<b>Georgia Tech</b>		<b>14</b>	<b>638</b>	<b>45.6</b>	<b>61</b>	<b>0</b>	<b>1</b>	<b>3</b>	<b>3</b>	<b>7</b>	<b>3-7</b>	<b>44</b>	<b>1</b>	<b>28</b>	<b>1801</b>	<b>64.3</b>	<b>22</b>	<b>0</b>
<b>Opponents</b>		<b>19</b>	<b>806</b>	<b>42.4</b>	<b>57</b>	<b>1</b>	<b>1</b>	<b>2</b>	<b>5</b>	<b>5</b>	<b>6-8</b>	<b>59</b>	<b>2</b>	<b>23</b>	<b>1401</b>	<b>60.9</b>	<b>15</b>	<b>2</b>





**2024-25 Georgia Tech Football  
Opponents Game-by-Game  
All games**

Date	Opponent	Rushing				Receiving				Passing				Kick Returns				Punt Returns				tot off
		no.	yds	td	lg	no.	yds	td	lg	cmp-att-int	yds	td	lg	no.	yds	td	lg	no.	yds	td	lg	
08/24/2024	vs Florida St.	31	98	2	28	19	193	0	21	19-27-0	193	0	21	1	16	0	16	1	3	0	3	291
08/31/2024	Georgia St.	29	150	0	41	19	210	1	28	19-34-0	210	1	28	2	48	0	30	1	0	0	0	360
09/07/2024	at Syracuse	32	134	0	24	32	381	4	32	32-46-0	381	4	32	0	0	0	0	1	0	0	0	515
09/14/2024	VMI	28	12	0	14	13	92	1	34	13-19-0	92	1	34	1	14	0	14	1	0	0	0	104
09/21/2024	at Louisville	27	57	0	9	13	269	2	57	13-19-0	269	2	57	1	15	0	15	2	3	0	3	326
<b>Opponents</b>		<b>147</b>	<b>451</b>	<b>2</b>	<b>41</b>	<b>96</b>	<b>1145</b>	<b>8</b>	<b>57</b>	<b>96-145-0</b>	<b>1145</b>	<b>8</b>	<b>57</b>	<b>5</b>	<b>93</b>	<b>0</b>	<b>30</b>	<b>6</b>	<b>6</b>	<b>0</b>	<b>3</b>	<b>1596</b>
<b>Georgia Tech</b>		<b>165</b>	<b>815</b>	<b>15</b>	<b>36</b>	<b>109</b>	<b>1380</b>	<b>7</b>	<b>52</b>	<b>109-150-1</b>	<b>1380</b>	<b>7</b>	<b>52</b>	<b>6</b>	<b>91</b>	<b>0</b>	<b>23</b>	<b>11</b>	<b>92</b>	<b>0</b>	<b>26</b>	<b>2195</b>

**Opponents Averages**

Games	Avg/ rush	Avg/ catch	Pass effic	KR avg	PR avg	All purpose avg/game	Total offense avg/game
5	3.1	11.9	150.7	18.6	1.0	339.0	319.2

Date	Opponent	Tackles				Sacks	Fumble	Pass Defense			blkd	PAT attempts			off			
		ua	a	total	tfl-yds	no-yds	ff	fr-yds	int-yds	qbh	brup	kick	kick	rush	rcv	saf	t/o	pts
08/24/2024	vs Florida St.	35	20	55	3.0-18	0-0	0	0-0	0-0	1	1	0	1-1	1	0	0	0	21
08/31/2024	Georgia St.	41	20	61	5.0-15	0-0	0	0-0	1-0	1	4	0	0-0	0	0	0	6	12
09/07/2024	at Syracuse	30	22	52	3.0-5	0-0	0	0-0	0-0	3	3	0	4-4	0	0	0	31	
09/14/2024	VMI	38	18	56	3.0-12	0-0	1	0-0	0-0	1	3	0	1-1	0	0	0	7	
09/21/2024	at Louisville	32	50	82	7.0-20	0-0	1	1-0	0-0	6	1	1	4-4	0	0	0	31	
<b>Opponents</b>		<b>176</b>	<b>130</b>	<b>306</b>	<b>21.0-70</b>	<b>0-0</b>	<b>2</b>	<b>1-0</b>	<b>1-0</b>	<b>12</b>	<b>12</b>	<b>1</b>	<b>10-10</b>	<b>1</b>	<b>0</b>	<b>0</b>	<b>13</b>	<b>102</b>
<b>Georgia Tech</b>		<b>168</b>	<b>112</b>	<b>280</b>	<b>31.0-88</b>	<b>5-32</b>	<b>1</b>	<b>2-0</b>	<b>0-0</b>	<b>7</b>	<b>13</b>	<b>3</b>	<b>22-22</b>	<b>0</b>	<b>0</b>	<b>1</b>	<b>10</b>	<b>165</b>

Date	Opponent	Punting									Field Goals			Kickoffs				
		no.	yds	avg	long	blkd	tb	fc	50+	i20	md-att	long	blkd	no.	yds	avg	tb	ob
08/24/2024	vs Florida St.	2	86	43.0	44	0	1	0	0	1	2-2	59	0	4	259	64.8	3	0
08/31/2024	Georgia St.	3	138	46.0	55	0	0	0	1	1	2-2	47	0	4	255	63.8	3	1
09/07/2024	at Syracuse	2	38	19.0	38	1	0	0	0	1	1-2	33	1	6	373	62.2	4	1
09/14/2024	VMI	10	449	44.9	57	0	0	1	3	1	0-0	0	0	2	71	35.5	0	0
09/21/2024	at Louisville	2	95	47.5	56	0	0	1	1	1	1-2	27	1	7	443	63.3	5	0
<b>Opponents</b>		<b>19</b>	<b>806</b>	<b>42.4</b>	<b>57</b>	<b>1</b>	<b>1</b>	<b>2</b>	<b>5</b>	<b>5</b>	<b>6-8</b>	<b>59</b>	<b>2</b>	<b>23</b>	<b>1401</b>	<b>60.9</b>	<b>15</b>	<b>2</b>
<b>Georgia Tech</b>		<b>14</b>	<b>638</b>	<b>45.6</b>	<b>61</b>	<b>0</b>	<b>1</b>	<b>3</b>	<b>3</b>	<b>7</b>	<b>3-7</b>	<b>44</b>	<b>1</b>	<b>28</b>	<b>1801</b>	<b>64.3</b>	<b>22</b>	<b>0</b>



**2024-25 Georgia Tech Football  
Team Game-by-Game Comparison  
All games**

Opponent	Score	First Downs				Rushing Number-Yards	Passing		Total Offense Plays-Yards	Return Yards	Turn- Overs
		Total	Rush	Pass	Pen		Comp-Att.-Int	Yards			
Florida St.	24-21	18 / 20	12 / 6	6 / 12	0 / 2	36-190 / 31-98	11-16-0 / 19-27-0	146 / 193	52-336 / 58-291	20 / 19	0 / 0
Georgia St.	35-12	22 / 19	8 / 9	13 / 9	1 / 1	34-225 / 29-150	25-30-1 / 19-34-0	274 / 210	64-499 / 63-360	22 / 48	1 / 1
Syracuse	28-31	19 / 27	7 / 8	11 / 19	1 / 0	24-112 / 32-134	29-40-0 / 32-46-0	266 / 381	64-378 / 78-515	15 / 0	0 / 0
VMI	59-7	30 / 5	13 / 2	15 / 1	2 / 2	34-190 / 28-12	23-32-0 / 13-19-0	382 / 92	66-572 / 47-104	85 / 14	0 / 1
Louisville	19-31	18 / 14	6 / 4	11 / 7	1 / 3	37-98 / 27-57	21-32-0 / 13-19-0	312 / 269	69-410 / 46-326	41 / 18	1 / 0
<b>Totals</b>	<b>165-102</b>	<b>107 / 85</b>	<b>46 / 29</b>	<b>56 / 48</b>	<b>5 / 8</b>	<b>165-815 / 147-451</b>	<b>109-150-1 / 96-145-0</b>	<b>1380 / 1145</b>	<b>315-2195 / 292-1596</b>	<b>183 / 99</b>	<b>2 / 2</b>

Opponents	3rd Down Conversion	4th Down Conversion	Time of Possession	TOP Margin	Avg Yds/Rush	Avg Yds/Pass	Avg Yds/Play	Punting Number-Avg	Penalties Number-Yards	Sacks
Florida St.	5-9 / 5-12	0-0 / 2-3	29:21 / 30:39	-01:18	5.3 / 3.2	9.1 / 7.1	6.5 / 5.0	2-46.5 / 2-43.0	3-35.0 / 1-10.0	1 / 0
Georgia St.	4-9 / 3-12	2-2 / 2-4	30:02 / 29:58	00:04	6.6 / 5.2	9.1 / 6.2	7.8 / 5.7	3-41.0 / 3-46.0	8-72.0 / 4-40.0	0 / 0
Syracuse	7-13 / 10-17	1-2 / 2-2	21:37 / 36:54	-15:17	4.7 / 4.2	6.7 / 8.3	5.9 / 6.6	4-48.3 / 2-19.0	3-15.0 / 5-45.0	1 / 0
VMI	3-8 / 1-13	1-1 / 1-1	24:44 / 25:16	-00:32	5.6 / 0.4	11.9 / 4.8	8.7 / 2.2	3-38.7 / 10-44.9	6-47.0 / 5-50.0	3 / 0
Louisville	4-15 / 2-9	3-5 / 1-1	31:50 / 28:10	03:40	2.6 / 2.1	9.8 / 14.2	5.9 / 7.1	2-56.5 / 2-47.5	6-44.0 / 7-69.0	0 / 0
<b>Totals</b>	<b>23-54 / 21-63</b>	<b>7-10 / 8-11</b>	<b>137:34 / 150:57</b>	<b>-13:23</b>	<b>4.9 / 3.1</b>	<b>9.2 / 7.9</b>	<b>7.0 / 5.5</b>	<b>14-45.6 / 19-42.4</b>	<b>26-213.0 / 22-214.0</b>	<b>5 / 0</b>

Note: Game totals are displayed in the format TEAM/OPPONENT for each category



**2024-25 Georgia Tech Football**  
**By Quarter Statistics**  
**All games**

**3rd-Down Conversions**

Date	Opponent	Score	Overall	1st Qtr	2nd Qtr	3rd Qtr	4th Qtr	Overtime
08/24/2024	vs Florida St. W	24-21	5-9 55.6	0-1 0.0	2-2 100.0	1-3 33.3	2-3 66.7	0-0 0.0
08/31/2024	Georgia St. W	35-12	4-9 44.4	1-3 33.3	1-3 33.3	1-1 100.0	1-2 50.0	0-0 0.0
09/07/2024	at Syracuse L	28-31	7-13 53.8	2-3 66.7	1-3 33.3	0-2 0.0	4-5 80.0	0-0 0.0
09/14/2024	VMI W	59-7	3-8 37.5	1-3 33.3	1-2 50.0	0-1 0.0	1-2 50.0	0-0 0.0
09/21/2024	at Louisville L	19-31	4-15 26.7	1-3 33.3	1-4 25.0	0-2 0.0	2-6 33.3	0-0 0.0
<b>Georgia Tech</b>			<b>23-54 42.6</b>	<b>5-13 38.5</b>	<b>6-14 42.9</b>	<b>2-9 22.2</b>	<b>10-18 55.6</b>	<b>0-0 0.0</b>
<b>Opponents</b>			<b>21-63 33.3</b>	<b>3-14 21.4</b>	<b>6-17 35.3</b>	<b>9-19 47.4</b>	<b>3-13 23.1</b>	<b>0-0 0.0</b>

**4th-Down Conversions**

Date	Opponent	Score	Overall	1st Qtr	2nd Qtr	3rd Qtr	4th Qtr	Overtime
08/24/2024	vs Florida St. W	24-21	0-0 0.0	0-0 0.0	0-0 0.0	0-0 0.0	0-0 0.0	0-0 0.0
08/31/2024	Georgia St. W	35-12	2-2 100.0	1-1 100.0	1-1 100.0	0-0 0.0	0-0 0.0	0-0 0.0
09/07/2024	at Syracuse L	28-31	1-2 50.0	0-0 0.0	1-1 100.0	0-0 0.0	0-1 0.0	0-0 0.0
09/14/2024	VMI W	59-7	1-1 100.0	0-0 0.0	0-0 0.0	0-0 0.0	1-1 100.0	0-0 0.0
09/21/2024	at Louisville L	19-31	3-5 60.0	0-0 0.0	1-1 100.0	1-1 100.0	1-3 33.3	0-0 0.0
<b>Georgia Tech</b>			<b>7-10 70.0</b>	<b>1-1 100.0</b>	<b>3-3 100.0</b>	<b>1-1 100.0</b>	<b>2-5 40.0</b>	<b>0-0 0.0</b>
<b>Opponents</b>			<b>8-11 72.7</b>	<b>1-3 33.3</b>	<b>2-2 100.0</b>	<b>1-1 100.0</b>	<b>4-5 80.0</b>	<b>0-0 0.0</b>

**Time of Possession**

Date	Opponent	Score	Overall	1st Qtr	2nd Qtr	3rd Qtr	4th Qtr	Overtime
08/24/2024	vs Florida St. W	24-21	29:21	05:30	07:53	03:03	12:55	00:00
08/31/2024	Georgia St. W	35-12	30:02	06:13	07:41	04:09	11:59	00:00
09/07/2024	at Syracuse L	28-31	21:37	05:42	03:30	03:59	08:26	00:00
09/14/2024	VMI W	59-7	24:44	07:20	07:41	05:06	04:37	00:00
09/21/2024	at Louisville L	19-31	31:50	05:16	06:27	07:27	12:40	00:00
<b>Georgia Tech</b>			<b>Total 137:34</b>	<b>30:01</b>	<b>33:12</b>	<b>23:44</b>	<b>50:37</b>	<b>00:00</b>
			<b>Avg. 27:31</b>	<b>06:00</b>	<b>06:38</b>	<b>04:45</b>	<b>10:07</b>	<b>00:00</b>
<b>Opponents</b>			<b>Total 150:57</b>	<b>39:29</b>	<b>45:49</b>	<b>33:05</b>	<b>32:34</b>	<b>00:00</b>
			<b>Avg. 30:11</b>	<b>07:54</b>	<b>09:10</b>	<b>06:37</b>	<b>06:31</b>	<b>00:00</b>



2024-25 Georgia Tech Football  
Red-Zone Results  
All games

Georgia Tech Inside Opponent Red-Zone

Date	Opponent	Score	Times In RZ	Times Scored	Total		Rush TDs	Pass TDs	FGs Made	Failed to score inside RZ					
					Pts	TDs				FGA	Down	Int	Fumb	Half	Game
08/24/2024	vs Florida St.	W 24-21	3	3	21	3	3	0	0	0	0	0	0	0	0
08/31/2024	Georgia St.	W 35-12	3	3	21	3	2	1	0	0	0	0	0	0	0
09/07/2024	at Syracuse	L 28-31	2	2	14	2	1	1	0	0	0	0	0	0	0
09/14/2024	VMI	W 59-7	6	6	38	5	4	1	1	1	0	0	0	0	0
09/21/2024	at Louisville	L 19-31	3	2	10	1	1	0	1	1	1	0	0	0	0
<b>Totals 16 of 17 (94.1%)</b>			<b>17</b>	<b>16</b>	<b>104</b>	<b>14</b>	<b>11</b>	<b>3</b>	<b>2</b>	<b>2</b>	<b>1</b>	<b>0</b>	<b>0</b>	<b>0</b>	<b>0</b>

Opponents Inside Georgia Tech Red-Zone

Date	Opponent	Score	Times In RZ	Times Scored	Total		Rush TDs	Pass TDs	FGs Made	Failed to score inside RZ					
					Pts	TDs				FGA	Down	Int	Fumb	Half	Game
08/24/2024	Florida St.	W 24-21	1	1	7	1	1	0	0	0	0	0	0	0	0
08/31/2024	Georgia St.	W 35-12	3	1	3	0	0	0	1	1	2	0	0	0	0
09/07/2024	Syracuse	L 28-31	5	5	31	4	0	4	1	1	0	0	0	0	0
09/14/2024	VMI	W 59-7	1	1	7	1	0	1	0	0	0	0	0	0	0
09/21/2024	Louisville	L 19-31	1	1	3	0	0	0	1	1	0	0	0	0	0
<b>Totals 9 of 11 (81.8%)</b>			<b>11</b>	<b>9</b>	<b>51</b>	<b>6</b>	<b>1</b>	<b>5</b>	<b>3</b>	<b>3</b>	<b>2</b>	<b>0</b>	<b>0</b>	<b>0</b>	<b>0</b>



2024-25 Georgia Tech Football  
Team Game Highs  
All games

Georgia Tech - Game Highs

<b>RUSHES</b>	37	at Louisville (09/21/2024)
<b>YARDS RUSHING</b>	225	Georgia St. (08/31/2024)
<b>YARDS PER RUSH</b>	6.6	Georgia St. (08/31/2024)
<b>TD RUSHES</b>	4	VMI (09/14/2024)
<b>PASS ATTEMPTS</b>	40	at Syracuse (09/07/2024)
<b>PASS COMPLETIONS</b>	29	at Syracuse (09/07/2024)
<b>YARDS PASSING</b>	382	VMI (09/14/2024)
<b>YARDS PER PASS</b>	11.9	VMI (09/14/2024)
<b>TD PASSES</b>	4	VMI (09/14/2024)
<b>TOTAL PLAYS</b>	69	at Louisville (09/21/2024)
<b>TOTAL OFFENSE</b>	572	VMI (09/14/2024)
<b>YARDS PER PLAY</b>	8.7	VMI (09/14/2024)
<b>POINTS</b>	59	VMI (09/14/2024)
<b>SACKS BY</b>	3	VMI (09/14/2024)
<b>FIRST DOWNS</b>	30	VMI (09/14/2024)
<b>PENALTIES</b>	8	Georgia St. (08/31/2024)
<b>PENALTY YARDS</b>	72	Georgia St. (08/31/2024)
<b>TURNOVERS</b>	1	at Louisville (09/21/2024)
	1	Georgia St. (08/31/2024)
<b>PUNTS</b>	4	at Syracuse (09/07/2024)
<b>PUNTING AVG</b>	56.5	at Louisville (09/21/2024)
<b>LONG PUNT</b>	61	at Syracuse (09/07/2024)
<b>PUNTS INSIDE 20</b>	2	at Louisville (09/21/2024)
	2	VMI (09/14/2024)
	2	at Syracuse (09/07/2024)
<b>LONG PUNT RETURN</b>	26	VMI (09/14/2024)



**2024-25 Georgia Tech Football  
Individual Game Highs  
All games**

**Georgia Tech - Individual Game Highs**

<b>RUSHES</b>	17	Jamal Haynes vs Georgia St. (08/31/2024)
<b>YARDS RUSHING</b>	84	Jamal Haynes vs Georgia St. (08/31/2024)
<b>TD RUSHES</b>	2	Zach Pyron vs VMI (09/14/2024)
	2	Haynes King at Syracuse (09/07/2024)
	2	Jamal Haynes vs Florida St. (N) (08/24/2024)
<b>LONG RUSH</b>	36	Jamal Haynes vs Florida St. (N) (08/24/2024)
<b>PASS ATTEMPTS</b>	39	Haynes King at Syracuse (09/07/2024)
<b>PASS COMPLETIONS</b>	29	Haynes King at Syracuse (09/07/2024)
<b>YARDS PASSING</b>	312	Haynes King at Louisville (09/21/2024)
<b>TD PASSES</b>	3	Haynes King vs VMI (09/14/2024)
<b>LONG PASS</b>	52	Haynes King vs Georgia St. (08/31/2024)
<b>RECEPTIONS</b>	7	Malik Rutherford at Louisville (09/21/2024)
	7	Malik Rutherford at Syracuse (09/07/2024)
	7	Malik Rutherford vs Georgia St. (08/31/2024)
<b>YARDS RECEIVING</b>	131	Malik Rutherford vs Georgia St. (08/31/2024)
<b>TD RECEPTIONS</b>	1	Avery Boyd vs VMI (09/14/2024)
	1	Leo Blackburn vs VMI (09/14/2024)
	1	Malik Rutherford vs VMI (09/14/2024)
	1	Eric Singleton, Jr. vs VMI (09/14/2024)
	1	Chase Lane at Syracuse (09/07/2024)
	1	Avery Boyd vs Georgia St. (08/31/2024)
	1	Malik Rutherford vs Georgia St. (08/31/2024)
<b>LONG RECEPTION</b>	52	Malik Rutherford vs Georgia St. (08/31/2024)
<b>PUNTS</b>	4	David Shanahan at Syracuse (09/07/2024)
<b>PUNTING AVG</b>	56.5	David Shanahan at Louisville (09/21/2024)
<b>LONG PUNT</b>	61	David Shanahan at Syracuse (09/07/2024)
<b>PUNTS INSIDE 20</b>	2	David Shanahan at Louisville (09/21/2024)
	2	David Shanahan vs VMI (09/14/2024)
	2	David Shanahan at Syracuse (09/07/2024)
<b>LONG PUNT RETURN</b>	26	Rodney Shelley vs VMI (09/14/2024)
<b>LONG KICKOFF RETURN</b>	23	Bailey Stockton at Louisville (09/21/2024)
<b>TACKLES</b>	13	Kyle Efford vs Georgia St. (08/31/2024)
<b>SACKS</b>	1	Sylvain Yondjouen vs VMI (09/14/2024)
	1	Josh Robinson vs VMI (09/14/2024)
	1	Trenilyas Tatum vs VMI (09/14/2024)
	1	Kyle Efford at Syracuse (09/07/2024)
	1	Kevin Harris vs Florida St. (N) (08/24/2024)
<b>TACKLES FOR LOSS</b>	2.5	Trenilyas Tatum vs Georgia St. (08/31/2024)



**2024-25 Georgia Tech Football  
Opponent Match Highs  
All games**

**Opponent - Game Highs**

<b>RUSHES</b>	32	at Syracuse (09/07/2024)
<b>YARDS RUSHING</b>	150	Georgia St. (08/31/2024)
<b>YARDS PER RUSH</b>	5.2	Georgia St. (08/31/2024)
<b>TD RUSHES</b>	2	vs Florida St. (N) (08/24/2024)
<b>PASS ATTEMPTS</b>	46	at Syracuse (09/07/2024)
<b>PASS COMPLETIONS</b>	32	at Syracuse (09/07/2024)
<b>YARDS PASSING</b>	381	at Syracuse (09/07/2024)
<b>YARDS PER PASS</b>	14.2	at Louisville (09/21/2024)
<b>TD PASSES</b>	4	at Syracuse (09/07/2024)
<b>TOTAL PLAYS</b>	78	at Syracuse (09/07/2024)
<b>TOTAL OFFENSE</b>	515	at Syracuse (09/07/2024)
<b>YARDS PER PLAY</b>	7.1	at Louisville (09/21/2024)
<b>POINTS</b>	31	at Louisville (09/21/2024)
	31	at Syracuse (09/07/2024)
<b>SACKS BY</b>	0	at Louisville (09/21/2024)
	0	VMI (09/14/2024)
	0	at Syracuse (09/07/2024)
	0	Georgia St. (08/31/2024)
	0	vs Florida St. (N) (08/24/2024)
<b>FIRST DOWNS</b>	27	at Syracuse (09/07/2024)
<b>PENALTIES</b>	7	at Louisville (09/21/2024)
<b>PENALTY YARDS</b>	69	at Louisville (09/21/2024)
<b>TURNOVERS</b>	1	VMI (09/14/2024)
	1	Georgia St. (08/31/2024)
<b>PUNTS</b>	10	VMI (09/14/2024)
<b>PUNTING AVG</b>	47.5	at Louisville (09/21/2024)
<b>LONG PUNT</b>	57	VMI (09/14/2024)
<b>PUNTS INSIDE 20</b>	1	at Louisville (09/21/2024)
	1	VMI (09/14/2024)
	1	at Syracuse (09/07/2024)
	1	Georgia St. (08/31/2024)
	1	vs Florida St. (N) (08/24/2024)
<b>LONG PUNT RETURN</b>	3	at Louisville (09/21/2024)
	3	vs Florida St. (N) (08/24/2024)



**2024-25 Georgia Tech Football  
Opponent Individual Match Highs  
All games**

**Opponent - Individual Game Highs**

<b>RUSHES</b>	15	LeQuint Allen at Syracuse (09/07/2024)
<b>YARDS RUSHING</b>	83	LeQuint Allen at Syracuse (09/07/2024)
<b>TD RUSHES</b>	1	Lawrance Toafili vs Florida St. (N) (08/24/2024)
	1	Roydell Williams vs Florida St. (N) (08/24/2024)
<b>LONG RUSH</b>	41	Sy'veon Wilkerson vs Georgia St. (08/31/2024)
<b>PASS ATTEMPTS</b>	46	Kyle McCord at Syracuse (09/07/2024)
<b>PASS COMPLETIONS</b>	32	Kyle McCord at Syracuse (09/07/2024)
<b>YARDS PASSING</b>	381	Kyle McCord at Syracuse (09/07/2024)
<b>TD PASSES</b>	4	Kyle McCord at Syracuse (09/07/2024)
<b>LONG PASS</b>	57	Tyler Shough at Louisville (09/21/2024)
<b>RECEPTIONS</b>	6	Trebor Pena at Syracuse (09/07/2024)
	6	Oronde Gadsden II at Syracuse (09/07/2024)
<b>YARDS RECEIVING</b>	125	Ja'Corey Brooks at Louisville (09/21/2024)
<b>TD RECEPTIONS</b>	2	Trebor Pena at Syracuse (09/07/2024)
	2	Oronde Gadsden II at Syracuse (09/07/2024)
<b>LONG RECEPTION</b>	57	Ja'Corey Brooks at Louisville (09/21/2024)
<b>FIELD GOALS</b>	2	Liam Rickman vs Georgia St. (08/31/2024)
	2	Ryan Fitzgerald vs Florida St. (N) (08/24/2024)
<b>LONG FIELD GOALS</b>	59	Ryan Fitzgerald vs Florida St. (N) (08/24/2024)
<b>PUNTS</b>	10	Ben Shrewsbury vs VMI (09/14/2024)
<b>PUNTING AVG</b>	47.5	Brady Hodges at Louisville (09/21/2024)
<b>LONG PUNT</b>	57	Ben Shrewsbury vs VMI (09/14/2024)
<b>PUNTS INSIDE 20</b>	1	Brady Hodges at Louisville (09/21/2024)
	1	Ben Shrewsbury vs VMI (09/14/2024)
	1	Jack Stonehouse at Syracuse (09/07/2024)
	1	James Allen vs Georgia St. (08/31/2024)
	1	Alex Mastromanno vs Florida St. (N) (08/24/2024)
<b>LONG PUNT RETURN</b>	3	Quincy Riley at Louisville (09/21/2024)
	3	Malik Benson vs Florida St. (N) (08/24/2024)
<b>LONG KICKOFF RETURN</b>	30	Jordan Ford vs Georgia St. (08/31/2024)
<b>TACKLES</b>	13	Shyheim Brown vs Florida St. (N) (08/24/2024)
<b>SACKS</b>	none	
<b>TACKLES FOR LOSS</b>	2	Tramel Logan at Louisville (09/21/2024)
	2	Fadil Diggs at Syracuse (09/07/2024)
<b>INTERCEPTIONS</b>	1	Kenyatta Watson vs Georgia St. (08/31/2024)





**2024-25 Georgia Tech Football  
Games Played  
All games**

##	Player	GP-GS	FSU	GSU	SU	VMI	LOU
0	Christian Leary	4/0	XXX	XXX	XXX	XXX	...
0	Trenilyas Tatum	5/5	START	START	START	START	START
1	LaMiles Brooks	4/3	START	START	START	...	XXX
1	Leo Blackburn	5/0	XXX	XXX	XXX	XXX	XXX
2	E.J. Lightsey	2/0	XXX	XXX	...	...	...
2	Eric Singleton, Jr.	5/5	START	START	START	START	START
3	Ahmari Harvey	5/5	START	START	START	START	START
3	Trey Cooley	1/0	XXX	...	...	...	...
4	Warren Burrell	5/5	START	START	START	START	START
4	Abdul Janneh	5/0	XXX	XXX	XXX	XXX	XXX
5	Zach Pyron	5/0	XXX	XXX	XXX	XXX	XXX
5	Clayton Powell-Lee	5/5	START	START	START	START	START
6	Rodney Shelley	5/0	XXX	XXX	XXX	XXX	XXX
6	Anthony Carrie	3/0	...	XXX	XXX	XXX	...
7	Chase Lane	5/3	START	XXX	START	START	XXX
7	Taye Seymore	5/2	XXX	XXX	XXX	START	START
8	Makius Scott	5/5	START	START	START	START	START
8	Malik Rutherford	5/4	START	START	START	XXX	START
9	Avery Boyd	5/2	START	XXX	XXX	START	XXX
9	Romello Height	5/5	START	START	START	START	START
10	Haynes King	5/5	START	START	START	START	START
11	Kevin Harris	5/1	XXX	XXX	START	XXX	XXX
11	Jamal Haynes	5/5	START	START	START	START	START
12	Aaron Philo	1/0	...	...	...	XXX	...
13	Horace Lockett	0/0	...	...	...	...	...
13	Isiah Canion	2/0	...	...	...	XXX	XXX
14	Graham Knowles	0/0	...	...	...	...	...
14	Nehemiah Chandler	1/0	...	...	...	XXX	...
15	Luke Harpring	2/0	...	...	XXX	XXX	...
15	Tah'j Butler	5/0	XXX	XXX	XXX	XXX	XXX
16	Brody Rhodes	1/0	...	...	...	XXX	...
16	Syeed Gibbs	3/2	...	...	XXX	START	START
17	Josh Beetham	5/1	XXX	START	XXX	XXX	XXX
17	Jackson Hamilton	5/0	XXX	XXX	XXX	XXX	XXX
18	Zion Taylor	3/0	...	XXX	...	XXX	XXX
18	Troy Stevenson IV	0/0	...	...	...	...	...
20	Christian Pritchett	3/0	...	...	XXX	XXX	XXX
20	Ben Guthrie	0/0	...	...	...	...	...
21	Omar Daniels	5/2	START	START	XXX	XXX	XXX
21	Daylon Gordon	5/0	XXX	XXX	XXX	XXX	XXX
22	D.J. Moore	0/0	...	...	...	...	...
23	Zachary Tobe	5/0	XXX	XXX	XXX	XXX	XXX
24	Trent Davis	0/0	...	...	...	...	...
24	Jayden Davis	2/0	...	XXX	XXX	...	...
25	Cedric Franklin II	1/0	...	...	...	XXX	...
25	Nick Bliss	0/0	...	...	...	...	...
26	Ben Hollerbach	0/0	...	...	...	...	...
26	Evan Dickens	2/0	XXX	XXX	...	...	...
27	Josh Robinson	5/4	XXX	START	START	START	START
27	Chad Alexander	3/0	XXX	XXX	...	XXX	...
28	Austin Dean	5/0	XXX	XXX	XXX	XXX	XXX
28	Trelain Maddox	2/0	...	...	...	XXX	XXX
29	Nico Dowdell	0/0	...	...	...	...	...
29	Judson Petty	0/0	...	...	...	...	...
30	Lawson Pritchett	0/0	...	...	...	...	...
31	Jonorian Fouts	0/0	...	...	...	...	...
32	Sylvain Yondjouen	5/1	START	XXX	XXX	XXX	XXX
33	Aidan Birr	5/0	XXX	XXX	XXX	XXX	XXX
34	Myles Forristall	0/0	...	...	...	...	...
35	Jacob Cruz	4/0	XXX	XXX	...	XXX	XXX



**2024-25 Georgia Tech Football  
Games Played  
All games**

##	Player	GP-GS	FSU	GSU	SU	VMI	LOU
36	Kace Adams	0/0	...	...	...	...	...
37	Joseph Moseley	0/0	...	...	...	...	...
38	A.J. Cheeks	0/0	...	...	...	...	...
39	Will Kiker	0/0	...	...	...	...	...
39	James Whatley	0/0	...	...	...	...	...
40	Joshua Taylor	0/0	...	...	...	...	...
42	Luke Laughter	0/0	...	...	...	...	...
43	David Shanahan	5/0	XXX	XXX	XXX	XXX	XXX
44	Kyle Efford	5/5	START	START	START	START	START
45	Andrew Nelms	0/0	...	...	...	...	...
45	Bayler Duncan	0/0	...	...	...	...	...
46	Henry Freer	5/0	XXX	XXX	XXX	XXX	XXX
47	Joshua Ruder	0/0	...	...	...	...	...
48	Joseph Stoever	0/0	...	...	...	...	...
49	Ronnie Thomas	0/0	...	...	...	...	...
49	Chuma Okoye	0/0	...	...	...	...	...
50	Tana Alo-Tupuola	5/0	XXX	XXX	XXX	XXX	XXX
52	Harrison Moore	2/0	...	XXX	...	XXX	...
53	Jack Collins	0/0	...	...	...	...	...
54	Jordan Williams	5/5	START	START	START	START	START
54	Caleb Dozier	0/0	...	...	...	...	...
55	Corey Robinson II	5/0	XXX	XXX	XXX	XXX	XXX
56	Jacob Benjamin	0/0	...	...	...	...	...
57	Cade Adams	0/0	...	...	...	...	...
58	Brandon Best	5/0	XXX	XXX	XXX	XXX	XXX
59	Thomas Gore	5/0	XXX	XXX	XXX	XXX	XXX
59	Will Scissum	0/0	...	...	...	...	...
60	Nick Pearson	0/0	...	...	...	...	...
64	Ryan Purves	0/0	...	...	...	...	...
67	Joe Fusile	5/5	START	START	START	START	START
68	Bobby Campbell	0/0	...	...	...	...	...
70	Jameson Riggs	0/0	...	...	...	...	...
71	Jordan Brown	5/5	START	START	START	START	START
72	Weston Franklin	5/5	START	START	START	START	START
73	Patrick Screws, Jr.	0/0	...	...	...	...	...
74	Benjamin Galloway	4/0	XXX	XXX	XXX	XXX	...
76	Kai Greer	0/0	...	...	...	...	...
77	Keylan Rutledge	5/5	START	START	START	START	START
78	Ethan Mackenny	0/0	...	...	...	...	...
79	Jordan Floyd	0/0	...	...	...	...	...
80	Brett Seither	0/0	...	...	...	...	...
81	Trey Horne	0/0	...	...	...	...	...
82	Jackson Long	0/0	...	...	...	...	...
83	Blake Ragsdale	0/0	...	...	...	...	...
84	David Prince	0/0	...	...	...	...	...
85	Jackson Hawes	5/4	XXX	START	START	START	START
86	Ryland Goede	5/1	XXX	XXX	XXX	XXX	START
87	Bailey Stockton	5/0	XXX	XXX	XXX	XXX	XXX
88	Zeek Biggers	5/5	START	START	START	START	START
89	Chris Elko	1/0	...	...	...	XXX	...
90	Jordan Boyd	3/0	...	...	XXX	XXX	XXX
91	Jaaymen Rochell	0/0	...	...	...	...	...
92	Ty Thompson	0/0	...	...	...	...	...
93	Drew Cohen	0/0	...	...	...	...	...
94	Uche Iloh	0/0	...	...	...	...	...
95	Jason Moore	5/0	XXX	XXX	XXX	XXX	XXX
96	Shymeik Jones	1/0	...	...	...	XXX	...
97	Landen Marshall	0/0	...	...	...	...	...
98	Amontrae Bradford	4/0	...	XXX	XXX	XXX	XXX
99	Jordan van den Berg	5/0	XXX	XXX	XXX	XXX	XXX