



GEORGIA TECH[®]
BASKETBALL

2024-25 INFORMATION GUIDE

ROSTER AT-A-GLANCE

NUMERICAL

No.	Name	Pos.	Ht.	Wt.	Cl.	Exp.	Hometown	High School/College
0	Lance Terry	G	6-3	200	r-Sr.	1VL	College Park, Ga.	The Heritage School (Ga.) / Gardner-Webb
1	Naithan George	G	6-3	185	So.	1VL	Toronto, Ontario	Canyon International Academy (Glendale, Ariz.)
2	Javian McCollum	G	6-2	175	Sr.	TR	Fort Myers, Fla.	Fort Myers HS/Siena/Oklahoma
3	Jaeden Mustaf	G	6-5	210	Fr.	HS	Bowie, Md.	Overtime Elite (Atlanta, Ga.)
9	Luke O'Brien	F	6-8	225	Gr.	TR	Littleton, Colo.	Columbine HS/Colorado
10	Darrion Sutton	F	6-8	205	Fr.	HS	St. Charles, Mo.	Overtime Elite (Atlanta, Ga.)
11	Baye Ndongo	F	6-9	240	So.	1VL	Mboro, Senegal	Putnam (Conn.) Science Academy
12	Ryan Mutombo	C	7-2	255	Gr.	TR	Atlanta, Ga.	The Lovett School/Georgetown
14	Kowacie Reeves, Jr.	G	6-7	205	Sr.	1VL	Macon, Ga.	Westside HS / Florida
30	Ibrahim Souare	F	6-9	225	r-Fr.	RS	Conakry, Guinea	Canyon International Academy (Glendale, Ariz.)
31	Duncan Powell	F	6-8	235	r-Jr.	TR	Dallas, Texas	DeSoto HS/North Carolina A&T/Sacramento State
32	Dyllan Thompson	G/F	6-7	215	Fr.	HS	Sugar Land, Texas	Second Baptist HS
33	Marcos San Miguel	G	6-4	203	So.	1VL	Atlanta, Ga.	Campbell HS
35	Emmer Nichols	F	6-6	223	r-So.	1VL	Woodside, Calif.	Sacred Heart Preparatory School
45	Doryan Onwuchekwa	C	6-11	240	Fr.	HS	Dallas, Texas	Faith Family Academy of Oak Cliff

ALPHABETICAL

No.	Name	Pos.	Ht.	Wt.	Cl.	Exp.	Hometown	High School/College
1	Naithan George	G	6-3	185	So.	1VL	Toronto, Ontario	Canyon International Academy (Glendale, Ariz.)
2	Javian McCollum	G	6-2	175	Sr.	TR	Fort Myers, Fla.	Fort Myers HS/Siena/Oklahoma
3	Jaeden Mustaf	G	6-5	210	Fr.	HS	Bowie, Md.	Overtime Elite (Atlanta, Ga.)
12	Ryan Mutombo	C	7-2	255	Gr.	TR	Atlanta, Ga.	The Lovett School/Georgetown
11	Baye Ndongo	F	6-9	240	So.	1VL	Mboro, Senegal	Putnam (Conn.) Science Academy
35	Emmer Nichols	F	6-6	223	r-So.	1VL	Woodside, Calif.	Sacred Heart Preparatory School
9	Luke O'Brien	F	6-8	225	Gr.	TR	Littleton, Colo.	Columbine HS/Colorado
45	Doryan Onwuchekwa	C	6-11	240	Fr.	HS	Dallas, Texas	Faith Family Academy of Oak Cliff
31	Duncan Powell	F	6-8	235	r-Jr.	TR	Dallas, Texas	DeSoto HS/North Carolina A&T/Sacramento State
14	Kowacie Reeves, Jr.	G	6-7	205	Sr.	1VL	Macon, Ga.	Westside HS / Florida
33	Marcos San Miguel	G	6-4	203	So.	1VL	Atlanta, Ga.	Campbell HS
30	Ibrahim Souare	F	6-9	225	r-Fr.	RS	Conakry, Guinea	Canyon International Academy (Glendale, Ariz.)
10	Darrion Sutton	F	6-8	205	Fr.	HS	St. Charles, Mo.	Overtime Elite (Atlanta, Ga.)
0	Lance Terry	G	6-3	200	r-Sr.	1VL	College Park, Ga.	The Heritage School (Ga.) / Gardner-Webb
32	Dyllan Thompson	G/F	6-7	215	Fr.	HS	Sugar Land, Texas	Second Baptist HS

Head Coach: Damon Stoudamire (Arizona, 1995), 2nd season

Associate Head Coach: Karl Hobbs (Connecticut, 1984), 2nd season

Assistant Coach: B.J. Elder (Georgia Tech, 2014), 6th season

Assistant Coach: Pershin Williams (North Florida, 2005), 2nd season

Assistant Coach: Nate Babcock (Wisconsin-Eau Claire, 2009), 2nd season

Assistant Coach: Bonzi Wells (Ball State, 1998), 2nd season

Quality Control Analyst: Greg Gary (Tulane, 1992), 1st season

Director of Player Personnel: Matt Holt (Northeastern, 2011), 2nd season

Director of Scouting: Hayden Sheridan (Arizona, 2016), 7th season

Assistant Director of Operations: Taylor Ann Hendricks (Iowa State, 2020), 3rd season

Special Assistant to the Head Coach: James Forrest (Georgia Tech, 1995), 1st season

Associate Director of Sports Medicine/Men's Basketball: Richard Stewart (Salisbury, 2005), 18th season

Director of Strength and Conditioning/Men's Basketball: Justin Landry (Cal State East Bay, 2012), 2nd season

Recruiting and Operations Coordinator: Jake Albutus (Western Michigan, 2020), 2nd season

BY CLASS

Graduates: Ryan Mutombo, Luke O'Brien

Seniors: Javian McCollum, Kowacie Reeves, Jr., Lance Terry (r)

Juniors: Duncan Powell

Sophomores: Naithan George, Baye Ndongo, Emmer Nichols (r), Marcos San Miguel

Freshman: Jaeden Mustaf, Doryan Onwuchekwa, Ibrahim Souare (r), Darrion Sutton, Dyllan Thompson

BY STATE/COUNTRY

California: Emmer Nichols

Canada: Naithan George

Colorado: Luke O'Brien

Florida: Javian McCollum

Georgia: Ryan Mutombo, Kowacie Reeves, Jr., Marcos San Miguel, Lance Terry

Guinea: Ibrahim Souare

Maryland: Jaeden Mustaf

Missouri: Darrion Sutton

Senegal: Baye Ndongo

Texas: Doryan Onwuchekwa, Duncan Powell, Dyllan Thompson

BY MAJOR

Applied Language and Intercultural Studies:

Javian McCollum, Duncan Powell

Business Administration: Naithan George,

Jaeden Mustaf, Dorian Onwuchekwa, Ibrahim Souare, Darrion Sutton

Computer Science: Marcos San Miguel

Economics: Luke O'Brien

Economics/International Affairs: Emmer Nichols

History, Technology & Society: Kowacie Reeves, Jr., Lance Terry

Literature, Media & Communication: Baye Ndongo

Management (MS): Ryan Mutombo

BY HEIGHT

6-2 Javian McCollum

6-3 Naithan George, Lance Terry

6-4 Marcos San Miguel

6-5 Jaeden Mustaf

6-6 Dallon "Deebo" Coleman, Miles Kelly, Emmer Nichols, Ibrahim Sacko

6-7 Kowacie Reeves, Jr., Dyllan Thompson

6-8 Luke O'Brien, Duncan Powell, Darrion Sutton

6-9 Baye Ndongo, Ibrahim Souare

6-11 Doryan Onwuchekwa

7-2 Ryan Mutombo

PRONUNCIATION GUIDE

McCarnish Pavilion Muh-CAM-ish (like CAM Newton)

Javian McCollum JAY-vee-un muh-CALL-um

Jaeden Mustaf JAY-dun MOO-stoff

Ryan Mutombo moo-TOM-bo

Baye Ndongo BYE nDON-go

(NOT en-dongo or nuh-dongo)

Doryan Onwuchekwa DOR-ee-un ON-woo-CHECK-wuh

Kowacie Reeves, Jr. ko-WAY-see

Ibrahim Souare EE-bruh-HEEM SWAR-ay (rhymes with soiree)

Darrion Sutton DARR-ee-on

RADIO/TV ROSTER



Nathan George
G • 6-3 • So.

1



Javian McCollum
G • 6-2 • Sr.

2



Jaeden Mustaf
G • 6-5 • Fr.

3



Ryan Mutombo
C • 7-2 • Gr.

12



Baye Ndongo
F • 6-9 • So.

11



Emmer Nichols
F • 6-6 • r-So.

35



Luke O'Brien
F • 6-8 • Gr.

9



Doryan Onwuchekwa
C/F • 6-11 • Fr.

45



Duncan Powell
F • 6-8 • Jr.

31



Kowacie Reeves, Jr.
G • 6-7 • Sr.

14



Marcos San Miguel
G • 6-4 • So.

33



Ibrahim Souare
F • 6-9 • r-Fr.

30



Darrion Sutton
F • 6-8 • Fr.

10



Lance Terry
G • 6-3 • Sr.

0



Dyllan Thompson
G/F • 6-7 • Fr.

?



Damon Stoudamire
Head Coach



Karl Hobbs
Associate Head Coach



B.J. Elder
Assistant Coach



Pershin Williams
Assistant Coach



Nate Babcock
Assistant Coach



Bonzi Wells
Assistant Coach

214
POSS
6:53 2ND 69
FOULS 8
TOL 2

Coca-Cola Real Magic



GEORGIA TECH 2024-25 BASKETBALL INFORMATION GUIDE

GEORGIA TECH ATHLETIC ASSOCIATION

150 Bobby Dodd Way NW
Atlanta, GA 30332
404-894-5400
www.RamblinWreck.com
Twitter: @GTathletics
Facebook: GTathletics
Instagram: @GTathletics
YouTube: RamblinWreckTube

EDITOR

Mike Stamus

EDITORIAL ASSISTANCE

Mike Flynn, Liz Ryan,
Anthony Brandt, Kendra Toman, Maddie Joiner,
and many former communications
staff members and student assistants

PHOTOGRAPHY

Danny Karnik, Clyde Click

© 2023, Georgia Tech Athletic Association

2024-25 Schedule

Date	Opponent	TV	Time
N6	WEST GEORGIA	ACCNX	7:30 p.m.
N10	NORTH FLORIDA	ACCNX	1 p.m.
N12	TEXAS SOUTHERN	ACCNX	7:30 p.m.
N15	GEORGIA	ACCNX	8 p.m.
N23	CINCINNATI	ACCNX	2 p.m.
N27	CHARLESTON SOUTHERN	ACCNX	7:30 p.m.
N30	CENTRAL ARKANSAS	ACCNX	1 p.m.
D3	at Oklahoma*	ESPNU	9 p.m.
D7	at North Carolina	ACC Network	2 p.m.
D15	vs. Northwestern+	tba	3:30 p.m.
D18	UMBC	ACCNX	7:30 p.m.
D21	DUKE	ACC Network	tba
D28	ALABAMA A&M	ACC Network	12 p.m.
D31	NOTRE DAME	ACC Network	2:30 p.m.
J4	BOSTON COLLEGE	ESPNU	12 p.m.
J7	at Syracuse	ACC Network	7 p.m.
J11	at SMU	ESPN2/U	4 p.m.
J14	CLEMSON	ACC Network	9 p.m.
J18	at Florida State	ESPNU	tba
J22	VIRGINIA TECH	ESPN2/U	7 p.m.
J28	at Notre Dame	ACC Network	9 p.m.
F1	LOUISVILLE	The CW	3:45 p.m.
F4	at Clemson	ACC Network	9 p.m.
F8	at Virginia	The CW	5:30 p.m.
F12	STANFORD	ACC Network	7 p.m.
F15	CALIFORNIA	ACC Network	4 p.m.
F22	at Boston College	ACC Network	2 p.m.
F25	at Pittsburgh	ACC Network	7 p.m.
M1	NC STATE	ACC Network	3 p.m.
M4	MIAMI	ACC Network	7 p.m.
M8	at Wake Forest	The CW	12 p.m.
M11-15 ACC Tournament%			

*SEC/ACC Challenge; +MKE Tip-Off (Fiserve Forum, Milwaukee, Wis.); %ACC Tournament (Charlotte, N.C.)

All times Eastern; home games in ALL CAPS

General Information

Rosters, Pronunciations	Inside front cover
Quick Facts	2
Staff Directory	2
Media Information	3
Directions	3
Notebook	4-8
McCamish Pavilion	9
Zelnak Center/Luck Building	10

Player Bios

Lance Terry	14
Kowacie Reeves, Jr.	16
Javian McCollum	18
Luke O'Brien	20
Ryan Mutombo	22
Duncan Powell	23
Naithan George	24
Baye Ndongo	25
Emmer Nichols	26
Marcos San Miguel	26
Ibrahim Souare	26
Jaeden Mustaf	27
Doryan Onwuchekwa	27
Darrion Sutton	27
Dyllan Thompson	27

Staff/Administration

Head coach Damon Stoudamire	28
Associate Head Coach Karl Hobbs	30
Assistant Coach B.J. Elder	31
Assistant Coach Pershin Williams	31
Assistant Coach Nate Babcock	32
Assistant Coach Bonzi Wells	32
Quality Control Specialist Greg Gary	32
Support Staff	33-34
Athletic Administration	35-36

Last year

Overall, ACC Statistics	38-42
Game Recaps, Box Scores	45-51
Team and Individual Superlatives	52-53

Record Book

Career Records/Leaders	56-57
Season Records/Leaders	58-67
Single-Game Records/Highs	68-73
McCamish Pavilion Records	73
Career Summaries of Notable Players	75-79
Career Statistics of All Players (ACC era)	80-82
NCAA Statistical Rankings (since 2001-02)	82

History

All-Americans/National Honors	84
ACC/Conference Honors	85
Players in the NBA	86
Tech and International Basketball	87
Georgia Tech Hall of Fame/Retired Jerseys	88
ACC Performance History	89
Tech's ACC Tournament History	90-91
Tech's NCAA Tournament / NIT History	92-97
Tech in Regular-Season Tournament Events	98-99
Letterwinners All-Time	100
Numerical Roster All-Time	101
Starting Lineups	102-103
Coaching History	103
Year-by-Year At-A-Glance	104
Tech vs. No. 1	105
Tech in the National Rankings	106
Year-by-Year Results	107-120
Tech vs. the Conferences	121
Series History vs. All Opponents	122-136
Tech in Overtime	137
Year-by-Year vs. The ACC	138
Month-by-Month All-Time	138

Georgia Tech Quick Facts

Official Name: Georgia Institute of Technology
Location: Atlanta, Ga.
Enrollment: 47,946
Founded: 1885
Colors: Old Gold and White
Nickname: Yellow Jackets, Ramblin' Wreck
Mascot: Buzz (Yellow Jacket)
Fight Songs: Ramblin' Wreck, White and Gold
Conference: Atlantic Coast (ACC)
Home Arena: McCamish Pavilion (capacity 8,600)
President: Dr. Angel Cabrera
Director of Athletics: J Batt
Faculty Rep. for Athletics: Dr. Jenna Jordan
Head Coach: Damon Stoudamire (Arizona, 1995)
Record at Tech: 14-18 (1st season)
Overall: 85-95 (6th season)
ACC Regular Season: 7-13
ACC Tournament: 0-1
NCAA Tournament: 0-0
Associate Head Coach: Karl Hobbs (Connecticut, 1984), 2nd season
Assistant Coach: B.J. Elder (Georgia Tech, 2014), 6th season
Assistant Coach: Pershin Williams (North Florida, 2005), 2nd season
Assistant Coach: Nate Babcock (Wisconsin-Eau Claire, 2009), 2nd season
Assistant Coach: Bonzi Wells (Ball State, 1998), 2nd season
Quality Control Specialist: Greg Gary (Tulane, 1992), 1st season
Director of Player Personnel: Matt Holt (Northeastern, 2011), 2nd season
Director of Scouting: Hayden Sheridan (Arizona, 2016), 7th season
Assistant Director of Operations: Taylor Ann Hendricks (Iowa State, 2020), 3rd season
Special Assistant to the Head Coach: James Forrest (Georgia Tech, 1995), 1st season
Associate Director of Sports Medicine: Richard Stewart (Salisbury, 2005), 18th season
Director of Strength and Conditioning: Justin Landry (Cal State East Bay, 2012), 2nd season
Recruiting and Operations Coordinator: Jake Alburts (Western Michigan, 2020), 2nd season

Basketball History

110th season: 1st game, Feb. 17, 1906 vs. Auburn
All-time Record: 1,451-1,324!
Winning/Losing/500 Seasons: 55 / 50 / 4
NCAA Appearances (17): 23-17 record
1960, 1985, 1986, 1987, 1988, 1989, 1990, 1991, 1992, 1993, 1996, 2001, 2004, 2005, 2007, 2010, 2021
Final Fours (2): 1990, 2004
NIT Appearances (8): 10-8 record
1970, 1971, 1984, 1994, 1998, 1999, 2003, 2016
ACC Championships (4): 1985, 1990, 1993, 2021
ACC Regular-Season Titles (2): 1985 (tie), 1996
ACC Regular-Season Record (45th season): 294-435!
ACC Tournament Record: 29-40
SEC Championships (1): 1938
SEC Regular-Season Titles (1): 1937
SEC Regular-Season Record (1932-64): 201-207
Metro Conference Regular-Season Record (1975-78): 9-10
Metro Conference Tournament Record: 4-3
Record at McCamish Pavilion: 131-74! (12 seasons)
Record at Alexander Memorial Coliseum: 556-194 (55 seasons, 1956-2011)
Record at State Farm Arena: 8-12
Record at Gas South Arena: 4-1
Record at Georgia Dome: 9-5
All-Time Head Coaches: 14
ACC Head Coaches: 5
All-America Selections: 14 (12 players)
Consensus All-Americans: 2
First-Team All-Americans: 5
National Players of the Year: 1
All-ACC Selections: 57 times (34 players)
ACC Players of the Year: 2
ACC Rookies of the Year: 11
ACC Coaches of the Year: 5 (3 coaches)
ACC Tournament MVPs: 4
ACC All-Freshman Team: 15

! On-court record (Georgia Tech had 22 wins and one loss during the 2016-17 and 2017-18 seasons vacated by the NCAA's Committee on Infractions.)

GEORGIA TECH AT-A-GLANCE

Staff Directory

E-mail addresses for all of the below are first initial and last name followed by @athletics.gatech.edu, except where noted.

Executive Staff (main # 404-894-5411)

J Batt	Director of Athletics
Dr. Jenna Jordan	Faculty Athletics Representative
Jon Palumbo	Executive Deputy AD / Chief Operating Officer
Joeleen Akin	Executive Associate AD / SWA / Deputy Title IX Coordinator
Cameron Clano	Exec. Assoc. AD / Chief Admin. Officer / Asst. General Counsel
Charles Nieves	Executive Associate AD / Chief Revenue Officer
Robby Poteat	Executive Associate AD / Executive Director of Development (Athletics)
Brad Stricklin	Executive Associate AD / Chief Financial Officer
Dr. Angelo Galante	Sr. Associate AD / Sports Medicine / Chief Medical Officer
Phyllis LaBaw	Senior Associate AD / Student Services
Simit Shah	Associate AD / Administration
Selinda Biggers	Associate AD / Business Operations
Mike Flynn	Associate AD / Communications & Public Relations
Lance Markos	Associate AD / Compliance
Sydney Griffin	Associate AD / Development Operations
Nick Nagel	Associate AD / Facilities, Event Operations & Capital Projects
Bret Hardin	Associate AD / Major Gifts
Leah Thomas	Associate AD / Performance Nutrition
Chris Breen	Associate AD / Student Services
Jean-Paul Dardenne	Senior Vice President of Partnerships and Activation
Brittany Sander	Chief of Staff
Jacki Agee	Executive Assistant to the Director of Athletics

Basketball Office (main # 404-894-4424)

Damon Stoudamire	Head Coach
Karl Hobbs	Associate Head Coach
B.J. Elder	Assistant Coach
Pershin Williams	Assistant Coach
Nate Babcock	Assistant Coach
Bonzi Wells	Assistant Coach
Greg Gary	Quality Control Specialist
Matt Holt	Director of Player Personnel
Hayden Sheridan	Director of Scouting
Taylor Ann Hendricks	Assistant Director of Operations
James Forrest	Special Assistant to the Head Coach
Justin Landry	Director of Strength and Conditioning - Men's Basketball
Richard Stewart	Associate Director of Sports Medicine - Men's Basketball
Jake Alburnus	Recruiting and Operations Coordinator
Emily Brown	Academic Support Coordinator

Communications and Public Relations

Mike Flynn / Assistant AD/Comm&PR (FB)	828-964-6406 mflynn@athletics.gatech.edu
Mike Stamus / Associate Director (MBB, golf)	404-218-9723 mstamus@athletics.gatech.edu
Liz Ryan / Associate Director (WBB, WTEN)	404-431-9619 lryan@athletics.gatech.edu
Andrew Clausen / Assistant Director (BSB, #2 FB, S&D)	678-764-0867 aclausen@athletics.gatech.edu
T.J. Stricklin / Assistant Director (VB, SFB)	256-454-0338 tstricklin@athletics.gatech.edu
Maddie Joiner / Intern (S&D, T&F, MTEN)	706-332-3455 mjoiner@athletics.gatech.edu

Radio Broadcast Crew

Andy Demetra (Play-by-Play)	336-306-6672 ademetra@athletics.gatech.edu
Randy Waters (Color)	770-789-5157 rwaterswxa@yahoo.com
Isiah Stewart (Engineer)	tba isiahstewart@680thefan.com

Athletics Communications

Mailing/Shipping Address
150 Bobby Dodd Way, Atlanta, GA 30332-0455
Official Athletics Website Ramblinwreck.com

Social Media Outlets

Twitter	@GTMBB
Instagram	GTmensbasketball
Facebook	Facebook.com/gatechbasketball
YouTube	YouTube.com/ramblinwrecktube

Yellow Jackets on the Air

The Georgia Tech Sports Network Presented by Legends

Sports Radio 680 the Fan (WCNN) is the Atlanta flagship station for Georgia Tech basketball, simulcasting Yellow Jackets' games on 680 AM and 93.7 FM. Every broadcast is also available for free through the Georgia Tech GameDay app and the 680 the Fan app.

Pre-game coverage begins 30 minutes prior to tipoff. For a complete list of affiliates carrying the games, visit Ramblinwreck.com/radiotv. Tech games are available on SiriusXM satellite radio and the SiriusXM app through an agreement with the ACC.

Andy Demetra is in his ninth year as the radio play-by-play "Voice of the Yellow Jackets" for both football and men's basketball, as well as handling a number of live streaming broadcasts for women's basketball and baseball on ACC Network Extra. Demetra joined the Yellow Jackets following 10 years as a member of the broadcast team at the University of South Carolina, where he was honored as the South Carolina Broadcasters Association Radio Sportscaster of the Year in 2005 and 2006.

Former WXIA-TV sports personality Randy Waters is in his 31st season as color analyst on the network. Waters, an Ohio native, has worked in the Atlanta area for more than 30 years and has been honored several times with local and regional Emmy awards during his career as a sports anchor at WXIA-TV.

The Georgia Tech Sports Network is under the direction of Legends general manager, Jean-Paul Dardenne.

The Damon Stoudamire Radio Show

The Damon Stoudamire weekly radio show, featuring head coach Damon Stoudamire and co-hosted by play-by-play voice Andy Demetra, will air each Monday at 7 p.m. beginning in December on the Georgia Tech Sports Network from Legends Sports (affiliate list at Ramblinwreck.com/radiotv) and in the Atlanta area on WCNN-AM (680 AM and 93.7 FM). Each show is also available live, for free on the Georgia Tech GameDay App and the 680 The Fan app.



In Memoriam

Engineer/producer Miller Pope, a longtime fixture of the Tech radio network for its football and men's basketball broadcasts, having worked games since the 1980s with Brad Nessler, Al Ciraldo, Wes Durham, Brandon Gaudin and Andy Demetra, passed away in June.

Media Access Guidelines

Georgia Tech's practices are closed to the public and the media unless notified otherwise.

The Yellow Jackets' student-athletes and coaches are generally available to the media prior to or after practices multiple times during the preseason and once a week during the season. Media sessions will be scheduled and announced weekly.

Interview requests with student-athletes must be made through Mike Stamus in the communications office at least 24 hours in advance. These interviews will be scheduled around the student-athletes' availability and class schedule if not done before or after a practice.

Media are asked not to contact student-athletes directly either by phone, text, social media or e-mail; they are instructed to refer media to the communications office. Every effort will be made to make players available when requested. Players are not available on game days until after the game.

Interviews with Coach Stoudamire

Media wishing to speak with Coach Stoudamire at times other than regular media sessions or the ACC Teleconference must set up an appointment in advance through Mike Stamus in the communications office.

Releases/Photos

Georgia Tech basketball releases, statistics, game notes and media advisories are distributed via e-mail to a list maintained by the communications office. Media wishing to be added to this list should send a request to Mike Stamus. Photographs and video are available on request.

Ramblinwreck.com

Ramblinwreck.com - Georgia Tech's official athletics website is continuously updated with all of Tech's releases, statistics, game notes, biographies, feature material and other information. Game notes and bio updates are generally posted at least 24 hours prior to each game, while updated statistics and box scores are posted following each game.

Home Game Media Credentials

For Georgia Tech home games, media outlets must request credentials on a game-by-game basis via Georgia Tech athletics' online credentialing platform.

Priority will be given to outlets based on regular coverage of Georgia Tech basketball, history of coverage and the reach of the outlet. Priority for media covering the visiting team will be set by that institution's athletics communications director.

Contact Mike Stamus (mstamus@athletics.gatech.edu) in the Communications and Public Relations Office for information on how to apply for credentials.

ACC Coaches' Weekly Teleconference

The 15 ACC head basketball coaches will be featured on weekly Monday teleconferences during the 2024-25 season, beginning in January, and continuing through the final week of the regular season. Each coach will have 10 minutes to make an opening statement and answer questions. A replay of each teleconference will be posted on TheACC.com each Monday afternoon.

Contact Andy Fledderjohann at the ACC media relations office (afledder@theacc.org) for the Zoom link and for the weekly schedule.

GEORGIA TECH NOTEBOOK

Year 2 Begins for Stoudamire

Looking to return the Yellow Jackets to national prominence, second-year **Damon Stoudamire** began a re-build the Tech roster last season and guided the team to 14 victories (seven ACC wins), including big wins over top-25 teams Mississippi State, Duke, Clemson and North Carolina, all of whom played in the NCAA Tournament.

Tech returns a strong core of four players, including 6-3 senior guard **Lance Terry** (College Park, Ga.), who redshirted last season with an injury after averaging in double figures for the Yellow jackets in 2022-23. Also back are three of Tech's top four scorers from last season, 6-7 senior wing **Kowacie Reeves, Jr.** (Macon, Ga.), 6-3 sophomore point guard **Naithan George** (Toronto, Canada) and 6-9 sophomore forward **Baye Ndongo** (Mboro, Senegal).

The three returnees from the 2023-24 team accounted for 42 percent of that team's points, 40 percent of its shots taken and 56 percent of games started. If Terry's numbers are added, those percentages become 55 percent of the points, 53 percent of the shots taken and 69 percent of the starts.

Stoudamire and his staff have built around those four by signing the 20th-ranked recruiting class in the nation (247Sports composite) - 6-5 guard **Jaeden Mustaf** (Bowie, Md.), 6-11 center **Doryan Onwuchekwa** (Dallas, Texas) and 6-8 forward **Darrion Sutton** (St. Louis, Mo.).

They also brought in four transfers who are expected to be key contributors in 6-2 guard **Javian McCollum** (Fort Myers, Fla./Oklahoma), the 31st-ranked player in the portal, 6-8 forward **Luke O'Brien** (Littleton, Colo./Colorado), 6-8 forward **Duncan Powell** (Dallas, Texas/Sacramento State) and 7-2 center **Ryan Mutombo** (Atlanta, Ga./Georgetown).

Quick Look Back at 2023-24

Despite a four-point loss to Notre Dame in the first round of the ACC Tournament, Georgia Tech finished its first year under Damon Stoudamire strong, winning four of its last six regular-season games, and the season had its share of highlights.

Tech knocked off three teams ranked in the top 25 at the time, No. 21 Mississippi State in November, No. 7 Duke in December and No. 3 North Carolina in late January. The Jackets scored a road win at Clemson, giving the team three wins over teams that advanced to the Sweet 16 of the NCAA Tournament.

Also deserving mention were a runner-up finish in the Diamond Head Classic, where Tech defeated Massachusetts and Hawaii, and a neutral court win over Penn State at Madison Square Garden.

In conference play, the Jackets also defeated Syracuse and Florida State at home, and earned road wins at Miami and Wake Forest.

All in all, Tech had four wins against Quad 1 teams and four against Quad 2 teams in the NCAA's NET ranking.

The Tip-Off

- Fourteen of Tech's 21 ACC regular-season and tournament games were decided by single digits. Twenty-two of Tech's 32 games overall this season were decided by fewer than 10 points, second-most in the nation (Tech was 12-10 in these games). Fifteen games were decided by five points or fewer.
- Tech's seven ACC wins were earned by a total of 27 points. The Jackets' nine-point win over Florida State was its widest margin of victory.
- Tech was 8-14 against Quad 1 (4-6) and Quad 2 (4-7) teams last season, with Quad 1 wins over Duke, Clemson, North Carolina and Wake Forest. Tech was 3-14 the previous season against Quad 1/2 foes.
- Four of Tech's ACC wins came against the ACC's four highest-ranked teams in the NCAA's NET rankings - North Carolina (7), Duke (10), Clemson (27) and Wake Forest (37).
- Tech started two freshmen - **Baye Ndongo** and point guard **Naithan George** - in its last 28 games. The Jackets have not had two freshmen in its regular starting lineup since

ROSTER AT-A-GLANCE (#indicates returning starter)

1	Naithan George# G.....6-3.....185.....So..... Toronto, Ontario.....9.8 ppg....4.7 apg > DNP 1st 3 games, started last 29; averaged 9.8 ppg, 5.0 apg, 2.38-1 ATO vs. ACC
2	Javian McCollum G.....6-2.....175.....Sr..... Fort Myers, Fla.13.4 ppg....3.4 apg > Transfer from Oklahoma; started 30 games in 2023-24, 21 double-digit games; 40.4% FG, 31.4% 3pt FG
3	Jaeden Mustaf G.....6-5.....210.....Fr..... Bowie, Md.- - - - - > Played 2023-24 at Overtime Elite; four-star prospect, No. 58 nationally, No. 7 at combo guard position
12	Ryan Mutombo C.....7-2.....255.....Gr..... Atlanta, Ga.....3.3 ppg....2.3 rpg > Transfer from Georgetown; played in 54 games (1 start) over three seasons, 8.1 mpg
11	Baye Ndongo# F.....6-9.....240.....So..... Mboro, Senegal.....12.4 ppg....8.2 rpg > Made ACC All-Rookie team; 6 double-doubles; averaged 12.6 ppg, 7.7 rpg, 55.4% FG vs. ACC
35	Emmer Nichols F.....6-6.....223.....r-So..... Woodside, Calif.....0.0 ppg....2.0 rpg > Non-scholarship player in 3rd year in the program, redshirted in 2022-23, missed last 6 weeks (broken leg)
9	Luke O'Brien F.....6-8.....225.....Gr..... Littleton, Colo.6.7 ppg....3.8 apg > Transfer from Colorado; played in 111 games over 4 seasons, 29 career starts (including final 10 of 2023-24)
45	Doryan Onwuchekwa C.....6-11.....240.....Fr..... DeSoto, Texas.....- - - - - > 3-star center prospect, No. 112 nationally, No. 19 among centers, product of Faith Family Academy of Oak Cliff
31	Duncan Powell F.....6-8.....235.....Jr..... Dallas, Texas12.1 ppg....7.0 rpg > Transfer from Sacramento St., also played at N.C. A&T; 23 starts in 2023-24, double-figure pts 21 times
14	Kowacie Reeves, Jr.# G.....6-7.....205.....Sr..... Macon, Ga.....9.8 ppg....3.9 rpg > Transfer from Florida; started all 32 games, double figures in 13; 9.2 ppg, 40.7% FG, 41.3% 3pt FG vs. ACC
33	Marcos San Miguel G.....6-4.....203.....So..... Smyrna, Ga.0.0 ppg....1.0 rpg > Non-scholarship player in 2nd year in the program, played in 1 game
30	Ibrahim Souare F.....6-9.....225.....r-Fr..... Conakry, Guinea- - - - - > Red-shirted in 2023-24, member Guinea team 2022 U18 FIBA African Championship
10	Darrion Sutton F.....6-8.....205.....Fr..... St. Louis, Mo.- - - - - > Attended Overtime Elite in 2023-24; four-star prospect, No. 98 nationally, No. 24 among small forwards
0	Lance Terry G.....6-3.....200.....r-Sr..... College Park, Ga.10.1 ppg....2.8 apg > No. 2 scorer in 2022-23 (10.1 ppg), red-shirted in 2023-24 after missing first 8 games with injury
32	Dyllan Thompson G/F.....6-7.....215.....Fr..... Sugar Land, Texas- - - - - > Non-scholarship prospect in 1st year at Tech; multi-sport standout, all-state in basketball

the 2018-19 season (**Michael Devoe**, **Khalid Moore**), and have not had a freshman regularly start at point guard since Jose Alvarado in 2017-18.

• Two Tech players completed their eligibility in 2023-24 - point guard **Kyle Sturdivant** and forward **Tyzhaun Claude** (NCAA granted him another year of eligibility and he transferred to North Carolina). Six other scholarship players elected to transfer - wing guards **Miles Kelly** (to Auburn) and **Dallan "Deebo" Coleman** (to UCF), forward **Tafara Gapare** (to Maryland), guard **Amaree Abram** (to Louisiana Tech), forward **Ibrahima Sacko** (to New Mexico) and center **Ebenezer Dowuona** (to James Madison).

Team Trends

- Six of Tech's seven ACC wins (exception: Miami) came against teams in the top half of the ACC standings, all had winning records overall and in conference play.
- Tech out-rebounded each of its last six regular-season opponents, and by an average of 11.8 per game - 34-25 over Virginia and Wake Forest), 55-33 against Florida State, 41-34 advantage over Miami, 34-31 against Clemson, 34-31, and 49-28 over Syracuse.
- Tech made 76.7 percent of its free throws (188-of-245) in its last 11 games, and was 74-of-90 (82.2 percent) over its last five games.
- Tech used at least nine players in 27 of its 32 games last season. Only eight Jackets saw the floor in Tech's last four games of the season against Miami, FSU, Wake Forest and Notre Dame, and also at Hawaii on Dec. 22.
- Tech's bench out-scored its opponent 11 times in the last 12 games of the season. Tech ranked No. 2 in the ACC and No. 85 nationally in bench scoring (22.8 points per game). Tech's reserves scored 20 or more points in 11 of its last 15 games, and out-scored the opponent in 14 of 20 ACC games.

- **Kowacie Reeves, Jr.**, was one of two Tech players to start every game.

- Tech's point guard tandem of **Naithan George** and **Kyle Sturdivant** averaged 7.1 assists per game combined, 7.9 per game in ACC play. Both players ranked among the nation's top 100 players in assist rate (assists divided by the field goals made by the player's teammates while he is on the court) according to KenPom.com.

- Seven Tech players scored at least 20 points in a game last season - **Naithan George**, **Kyle Sturdivant**, **Deebo Coleman**, **Tafara Gapare**, **Kowacie Reeves, Jr.**, **Baye Ndongo** and **Miles Kelly**. It was only the second time that as many as seven different Yellow Jackets had scored 20-plus in a game during a season (2007-08).

Player Highlights

- **Baye Ndongo** had six double-doubles this season and came up one rebound shy in four others.
- **Ndongo** was one of two freshmen in the nation (JT Toppin of New Mexico was the other) to average at least 12.4 points, 8.2 rebounds, 1.1 blocks and hit 55.8 percent from the floor.
- A freshman led Tech in scoring 13 times this season. **Baye Ndongo** led the Jackets in points in 10 games this season, **Naithan George** in three, **Ibrahima Sacko** in one.
- **Ndongo** ranked No. 3 nationally among freshmen in rebound average (8.2 per game) and No. 2 in field goal percentage (55.8%).
- **George** ranked No. 2 in the ACC in assist average (5.0 per game) and No. 3 in assist-turnover ratio (2.38-1) in conference games. He ranked fourth among freshmen nationally in assist rate, according to KenPom.com.
- **George** averaged 15.8 points and connected on 24-of-44 field goals in Tech's last four games. He had 10 double-

INFORMATION

GEORGIA TECH NOTEBOOK

digit games against ACC teams this season, 12 in all games.

• **Kowacie Reeves, Jr.**, who spent two seasons at Florida before transferring from Tech, established career highs in every statistical category except free throws.

Close But (Sometimes) A Cigar

Georgia Tech played well enough to knock off the top four teams in the Atlantic Coast Conference in the NCAA's NET rankings, and well enough to build significant leads in seven of its 12 losses, games which were decided by single digits.

But the Yellow Jackets were not able to sustain the same level of play in those games, with a combination of cold shooting and turnovers leading to extended scoring runs by the opponent.

At the same time, Tech's eight ACC wins were earned by a total of 27 points.

Opponent	Big Lead	Final
Boston College	16 at 19:36-2nd half	Lost, 95-87
Notre Dame	7 at 4:54-1st half	Lost 75-68 (ot)
at Duke	10 at 14:35-2nd half	Lost 84-79
Virginia	11 at 9:51-1st half	Lost 75-66
Pittsburgh	6 at 12:54-2nd half	Lost 72-64
at NC State	6 at 17:47-2nd half	Lost 82-76
Louisville	9 at 9:29-2nd half	Lost 79-67
at Notre Dame	5 at 13:37-2nd half	Lost 58-55

Three Times a Rookie (of the week)

Freshman **Baye Ndongo** missed the first three games of the season with an injury, but has made the most of his time on the court since, winning the Atlantic Coast Conference's Rookie of the Week honor three times in four weeks in December and continuing to be one of the top rookies in the ACC.

He is the first Tech freshman to win the honor three times in a season since current Phoenix Suns guard **Josh Okogie** did so in the 2016-17 season.

Most recently, he was named after earning all-tournament honors and leading the Yellow Jackets to a runner-up finish at the Diamond Head Classic in Honolulu, Hawaii. There in three games, he averaged 18.0 points and 9.3 rebounds, hitting 23-of-26 from the floor and 8-of-9 from the foul line.

He won the honor for the second time after scoring 12 points with 19 rebounds, leading the Jackets to an 82-81 OT win over Penn State on Dec. 16 at Madison Square Garden.

The first honor came Dec. 4 after he helped Tech score back-to-back victories over ranked teams - No. 7 Duke and No. 21 Mississippi State. He had a breakout game against the Blue Devils, scoring 21 points with five rebounds, four blocked shots and two assists. He went 9-of-11 from the floor.

Baye One, Get One

Leading Georgia Tech in rebounding and No. 2 in scoring in ACC games, **Baye Ndongo** put together the finest season for a freshman since Josh Okogie in 2016-17.

The 6-9 forward averaged 12.6 points and 7.7 rebounds in conference play in 2023-24, 12.4 points and 8.2 rebounds overall. He connected on 55.4 percent of his field goals vs. ACC teams, 55.8 percent in all games.

Ndongo ranked No. 4 among freshmen in the ACC in scoring, leads in rebound average, field goal percentage and blocked shots. He ranked No. 2 among the nation's freshmen in field goal percentage, and No. 3 in rebound average, and was one of only two freshmen in Division I to average at least 12.4 points, 8.2 rebounds, 1.1 blocks and hit 55 percent of his field goal tries.

Only two freshmen in Tech history, Chris Bosh in 2002-03 and Derrick Favors in 2009-10 have exceeded Ndongo's numbers in scoring rebounding, blocks and field goal percentage.

Ndongo led the Jackets in scoring in 10 games, and in rebounds a team-high 17 games. He did this despite missing

much of pre-season practice with a broken hand, and he played only five minutes against North Carolina after being injured early.

NDONGO vs. NOTABLE TECH FRESHMAN FORWARDS

Player	PPG	RPG	BPG	FG%
Tom Hammonds (1985-86)	12.2	6.4	0.3	.609
Malcolm Mackey (1989-90)	7.3	7.5	1.2	.562
James Forrest (1991-92)	13.3	6.4	0.5	.509
Matt Harpring (1995-96)	12.1	6.2	0.3	.484
Chris Bosh (2002-03)	15.6	9.0	2.2	.560
Thaddeus Young (2006-07)	14.4	4.9	0.4	.478
Derrick Favors (2009-10)	12.4	8.4	2.1	.611
Baye Ndongo (2023-24)	12.4	8.2	1.1	.558

Curious About George

Baye Ndongo was not the only freshman who has come up big for Georgia Tech in 2023-24. **Naithan George**, who signed with Tech barely a week before the start of fall semester and did not play in the Yellow Jackets' first three games, became a dependable and sometimes clutch performer at point guard.

The 6-3 freshman made his debut off the bench Nov. 22 in a 34-point loss at Cincinnati before head coach **Damon Stoudamire** inserted him into the starting lineup, and he helped lift the Jackets to a 67-59 win over No. 21 Mississippi State and a 72-68 win over No. 7 Duke the next week.

George remained in the starting lineup, ranking among the ACC top three in assists (4.7 per game, 5.0 in ACC games) and assist/turnover ratio (2.25-1 overall, 2.38-1 in conference games) while averaging 9.8 points a game.

He reached double figures in points in 10 of Tech's last 17 games, leading the Jackets in scoring in three of those (17 at Duke, 20 at Clemson, 15 vs. Virginia).

At Clemson on Jan. 16, George made two three-point field goals in the final 20 seconds of regulation, and made two more field goals in the final minute of the second overtime (10 of his 20 points). His driving layup over 6-11 Armando Bacot with seven seconds remaining lifted Tech to victory over North Carolina.

TECH'S FRESHMAN POINT GUARDS

Player (Season)	PPG	RPG	APG	FG%	3PT%	FT%
Naithan George (2023-24)	9.8	2.4	4.7	.421	.314	.690
Jose Alvarado (2017-18)	12.1	3.7	3.1	.448	.370	.802
Javaris Crittenton (2006-07)	14.4	3.7	5.8	.450	.356	.783
Jarrett Jack (2002-03)	9.5	3.5	6.0	.455	.283	.703
Tony Akins (1998-99)	11.3	3.7	4.8	.316	.288	.667
Stephon Marbury (1995-96)	18.9	3.1	4.6	.457	.370	.738
Travis Best (1991-92)	12.3	2.5	5.7	.449	.386	.735
Kenny Anderson (1989-90)	20.6	5.5	8.1	.515	.410	.733
Mark Price (1982-83)	20.3	3.8	3.3	.435	.440	.877

TECH FRESHMEN WITH 100 ASSISTS IN A SEASON

Player (Season)	Games	Assists	Average
Naithan George (2023-24)	29	135	4.7
Iman Shumpert (2008-09)	31	154	4.9
Javaris Crittenton (2006-07)	32	184	5.8
Jarrett Jack (2002-03)	31	185	6.0
Tony Akins (1998-99)	31	148	4.8
Travis Spivey (1997-98)	33	143	4.3
Stephon Marbury (1995-96)	36	161	4.5
Drew Barry (1992-93)	30	164	5.5
Travis Best (1991-92)	35	198	5.7
Kenny Anderson (1989-90)	35	285	8.1
Dennis Scott (1987-88)	32	116	3.6

Show Me The Way (cie)

After a five-star prep career and two seasons as a solid member of the roster at Florida, Kowacie Reeves, Jr., has blossomed as a key member of his new team at Georgia Tech.

The 6-7 guard from Macon, Ga., about 70 miles south of Atlanta, has started every game for the Yellow Jackets this

Just Georgia Tech, please...

The Georgia Institute of Technology is the official title, but Georgia Tech will work fine, or just Tech (unless you're in Virginia or Texas). We would appreciate it if you would use our name in those ways. Georgia Tech University is incorrect. Thank you.

By the Numbers

1	SEC Championships
1	NCAA Post-Graduate Scholar
1	Naismith Award winner
2	Final Four appearances
2	ACC regular-season titles
2	ACC Players of the Year
2	National Freshmen of the Year
3	Years a Member of the Metro Conference
4	ACC Championships
5	First-team All-America players
6	Jersey numbers retired
6	Academic All-Americans
7	NCAA Sweet 16 appearances
8	Wins over teams ranked No. 1
8	NBA lottery picks
12	ACC Rookie of the Year honorees
14	Head coaches in program history
17	NCAA Tournament appearances
19	NBA first-round draft picks
25	Total postseason berths (NCAA and NIT)
32	Years a Member of the SEC
45	Years a Member of the ACC
47	Players taken in the NBA Draft
51	Players selected All-ACC (1st/2nd/3rd team)
228	Weeks ranked in either AP or Coaches Poll

season (he started 17 in two seasons at Florida) and averaged 30 minutes a game, twice his court time with the Gators.

Reeves has significantly improved his career scoring average both in all games and conference games and has markedly improved his shooting percentages from the floor.

REEVES IN ALL GAMES

Years	PPG	RPG	FG%	3FG%	FT%
Career at UF	7.0	2.1	.377	.292	.724
At GT	9.8	3.9	.417	.383	.840

REEVES IN CONFERENCE GAMES

Years	PPG	RPG	FG%	3FG%	FT%
Career at UF	6.3	1.7	.352	.252	.754
At GT	9.2	3.7	.407	.413	.813

Jackets Runner-up in Hawai'i

Georgia Tech came up short in its bid to win an in-season tournament for the first time in 20 years, falling by a 72-64 score against Nevada in the championship game of the Diamond Head Classic in Honolulu, Hawaii.

The loss snapped a four-game winning streak for Tech, which defeated Massachusetts, 73-70, in the quarterfinals and Hawaii, 73-68, in the semifinals of the tournament.

Freshman **Baye Ndongo** was voted to the all-tournament team after averaging 18.0 points and 9.3 rebounds over the three games. The 6-9 forward hit 23-of-26 field goal attempts and 8-of-9 free throws.

GEORGIA TECH NOTEBOOK

INFORMATION

Tech Team Statistics

Category	2023-24	ACC	NCAA
Scoring offense	71.0	13	247
Scoring defense	75.2	12	268
Scoring margin	-4.2	14	293
Field goal pct.	.421	14	295
Effective FG pct.	.487	12	264
Field goal pct. def.	.428	5	125
3-pt FG pct.	.326	12	255
3-pt FG per game	7.9	9	123
3-pt FG att. per game	24.4	3	72
3-pt FG pct. def.	.326	6	114
3-pt FG allowed	7.8	-	-
Free throw pct.	70.9	12	219
FT made per game	12.4	11	265
FT attempts per game	17.5	11	260
Rebounds per game	38.1	2	55
Rebound margin	+2.7	5	101
O-Reb per game	11.5	2	84
D-Reb per game	26.6	3	68
Assists per game	13.3	10	157
Assist/TO ratio	1.08	12	200
Turnover margin	-3.4	15	338
Turnovers per game	12.3	13	231
Turnovers forced per game	8.8	15	346
Blocks per game	4.0	7	85
Steals per game	4.4	15	338
Fouls per game	16.5	12	144
Bench points per game	22.8	2	84
Fast break points per game	8.0	9	250

Rankings through games of April 8

Games Started/Finished

Player	2023-24	Conf.	Career	*Finished
Naithan George	28	21	28	15
Javian McCollum	30	17	57	-
Jaeden Mustaf	-	-	-	-
Ryan Mutombo	-	1	1	-
Baye Ndongo	29	21	29	18
Emmer Nichols	-	-	-	2
Luke O'Brien	19	12	29	-
Doryan Orwuchekwa	-	-	-	-
Duncan Powell	23	10	27	-
Kowacie Reeves, Jr.	32	21	49	24
Marcos San Miguel	-	-	-	1
Ibrahim Souare	-	-	-	-
Darion Sutton	-	-	-	-
Lance Terry	-	-	58	-
Dyllan Thompson	-	-	-	-

**Includes starts at previous school and in conference tournaments*

Conf & Games finished includes only 2023-24 season

Non-Conference Breakdown

Team	Conf.	Record	Conf.	KP	NET
Alabama A&M	SWAC	12-23	9-9	324	323
Char. Southern	Big South	10-20	6-10	315	315
Cincinnati#	Big 12	22-15	7-11	39	39
Georgia#	SEC	20-16	6-11	84	95
North Florida	A-Sun	16-16	9-7	240	252
Northwestern*	Big Ten	22-12	10-8	41	51
Oklahoma	SEC	20-12	8-10	46	45
Texas Southern	SWAC	16-17	12-6	267	277
UMBC	Am-East	11-21	6-10	274	284
West Georgia+	A-Sun	27-6	19-5	-	-

GT strength of schedule rank 28 40

GT NC strength of schedule rank 73 102

vs. Quad 1: 4-7 vs. Quad 2: 4-7

vs. Quad 3: 3-4 vs. Quad 4: 3-0

KP - KenPom.com, NET - NCAA NET rankings

*Through games of April 8 (**

**NCAA Tournament, #NIT, +1st year Division I*

Senior **Kyle Sturdivant** scored a career-high 21 points to lead the Jackets against UMass, helping Tech erase an 11-point second-half deficit to get the win.

Against Hawai'i, Ndongo posted his second double-double of the season with 22 points and 12 rebounds. Tech led the game by as many as 21 points in the second half, then saw it completely evaporate before holding on in the last four minutes.

Ndongo scored 20 points with eight rebounds in the final against Nevada. Tech trailed nearly the entire game, rallying to within a single point twice in the final minutes before the Wolf Pack prevailed behind 30 points from Kenan Blackshear.

Three Wins Over Top-25 Teams

For the first time since its ACC Championship season of 2020-21, Georgia Tech has defeated three top-25 teams in the same season - No. 21 Mississippi State, No. 7 Duke and No. 3 North Carolina. Tech has a 3-1 record in games vs. top-25 teams, with the one loss coming in a close game at No. 7 Duke (84-79) in January.

Tech was 5-4 against top-25 teams in 2020-21.

The Yellow Jackets handed North Carolina their first ACC loss this season after a 9-0 start with a 74-73 win on Jan. 30 at McCamish Pavilion. It was Tech's first win over a team ranked in the top-3 since it downed the third-ranked Tar Heels in the semifinals of the 2005 ACC Tournament. It was the Jackets' first win over a top-3 team in the regular season since a March 3, 2004 win at No. 3 Duke, and its first win over a top-3 team at home since an 89-69 win over No. 1 North Carolina on Jan. 12, 1994.

Tech topped two top-25 teams in the same week before Christmas, first holding No. 21 Mississippi State to a season low in points in a 67-59 victory on Nov. 28. They followed that win by defeating No. 7 Duke, 72-68, on Dec. 2 to open its Atlantic Coast Conference schedule.

Tech won consecutive games against top-25 teams for the first time since the 2020-21 season - Feb. 23 at No. 16 Virginia Tech (69-53) and March 13 vs. No. 15 Florida State (80-75). The Yellow Jackets defeated No. 21 Mississippi State Tuesday night. The last time Tech played top-25 teams in back-to-back games and beat both was the 2016-17 season - Jan. 25 vs. No. 6 Florida State (78-56) and Jan. 28 vs. No. 14 Notre Dame (62-60).

General Storylines for 2024-25

- **110th season** - Georgia Tech will play its 110th season of basketball in 2023-24, having compiled an all-time on-court record of 1,451-1,324 (22 wins and one loss from the 2016-17 and 2017-18 seasons were vacated by the NCAA Committee on Infractions).

- **Tech in the ACC** - Tech will play its 46th season as a member of the Atlantic Coast Conference, having won the conference championship in 1985, 1990, 1993 and 2021. Prior to that, Tech competed in the Metro Conference for three seasons from 1975-78, was an independent from 1964-75, and was a member of the Southeastern Conference for 32 years from 1932-64, winning one title in 1938.

- Tech was projected to finish 13th in the ACC standings last season by a vote of the conference's official media panel, and wound up in a tie for 12th place. Tech has finished ahead of its media projection seven of the last eight seasons.

- Tech has a total of 12 scholarship newcomers on its roster, including three freshmen who were judged the nation's 20th-best recruiting class (247Sports composite), and four transfers in a class ranked 53rd.

Three Jackets on 2023-24 NBA Rosters

Since 1982, Georgia Tech has produced 19 first-round NBA draft picks and 46 draft picks overall. A total of 42 Georgia Tech alumni have played in the NBA.

Three former Georgia Tech players played the 2022-23 season in the NBA - **Jose Alvarado** in his second season with

the New Orleans Pelicans, **Josh Okogie** in his second season with the Phoenix Suns after playing four years in Minnesota, and **Thaddeus Young**, a 17-year NBA veteran in his second full season with the Toronto Raptors.

Derrick Favors, a 12-year NBA veteran who found himself a free agent at the beginning of the 2022-23 season, is on the roster of the Chicago Bulls' G League team.

Two other former Yellow Jackets played a full season in the G League in 2022-23 and are now with different G League teams - former center James Banks III with the Maine Celtics and Michael Devoe with the Memphis Hustle.

Moses Wright, who was on the Dallas Mavericks roster in 2021-22, played in China last season and Greece in 2023-24.

ACC Opponents Set for 2024-25

New Atlantic Coast Conference members California and Stanford will visit McCamish Pavilion in the 2024-25 season, while the Yellow Jackets will travel to face SMU, the ACC determined as part of its conference-wide schedule model for this season accommodating the league's three new members.

Tech maintains its two permanent home-and-away partners, Clemson and Notre Dame, and also will take on Boston College home and away in **Damon Stoudamire's** second season as the Yellow Jackets' head coach.

Along with Cal and Stanford, Tech will host Duke, Louisville, Miami, NC State and Virginia Tech at McCamish Pavilion. The Yellow Jackets will travel to Florida State, North Carolina, Pittsburgh, Syracuse, Virginia and Wake Forest in addition to SMU.

Tech also has non-conference games scheduled at home against Cincinnati and Georgia.

The ACC's scheduling model for 2024-25 for all teams breaks down as follows:

- Each school will play two games, home and away, versus each of the school's two current partners (Cal/SMU/Stanford will be partners with each other).
- Each team plays one of the remaining 15 teams twice, both home and away.
- Each team will play the remaining 14 conference opponents once, seven at home only, the other seven away only.

Winning Starts at Home

Georgia Tech has compiled a 131-75 record at home in 13 seasons in McCamish Pavilion. Tech is 51-53 on its home court in ACC games, 38-30 over the past eight seasons.

Tech set a program record for wins at home (17) in 2016-17, including a 7-2 ACC record and two NIT victories.

McCamish Pavilion was essentially brand new when it opened for the 2012-13 season. The only physical elements of McCamish Pavilion that remain from the venerable Alexander Memorial Coliseum are the roof and the 32 steel ribs that support it.

The capacity of McCamish Pavilion is 8,600, including 1,665 seats in the new balcony level and 6,935 seats in the lower seating bowl. There are no suites, but there is a club area that seats 500. Alexander Memorial Coliseum seated 9,191 spectators in its final configuration.

The most impressive features of McCamish Pavilion are its grand entrance, which fronts 10th and Fowler Streets, the ability for patrons to view the court from the main concourse all the way around, and the theatrical lighting system, which concentrates light on the court while leaving the seating areas dark, modeled after the Staples Center in Los Angeles and Madison Square Garden in New York.

Prior to the opening of McCamish Pavilion, Tech played 55 seasons in Alexander Memorial Coliseum, compiling a record of 556-194 (.741). Miami was the last team to play Tech in Alexander Memorial Coliseum, a game Tech won, and was the first ACC team to play in McCamish Pavilion on Jan. 5, which Miami won. For the 2011-12 season, Tech played its home games at State Farm Arena and Gas South Arena.

GEORGIA TECH NOTEBOOK

Tech in the NBA / G League

Player (years at Tech)	Current/Most Recent Team
Jose Alvarado (2017-21)	New Orleans Pelicans
James Banks III (2018-20)	Maine Celtics (G League)
Derrick Favors (2009-10)	Windy City Bulls (G League)
Josh Okogie (2016-18)	Phoenix Suns
Thaddeus Young (2006-07)	Phoenix Suns

Tech Alumni Elsewhere

Player (years at Tech)	Current/Most Recent Team
Brandon Alston (2017-19)	Batumi (Georgian Superleague)
Alade Aminu (2005-09)	Gigantes de Carolina (Puerto Rican BSN)
Demarco Cox (2014-15)	Quimper (France)
Michael Devoe (2018-22)	Syntainics MBC (Germany)
Mouhammad Faye (2006-08)	Promithias (Greece)
Ja'veon Franklin (2022-23)	Borac CA (Serbia)
Marcus Georges-Hunt (2012-16)	Kuwait (Kuwait DI)
Trae Golden (2013-14)	Beijing (China)
Abdoulaye Gueye (2014-19)	Sigortam (Turkish BTL)
Josh Heath (2014-17)	Spirou Basket Charleroi (Belgium)
Ben Lammers (2014-18)	Gran Canaria (Spain)
Gani Lawal (2007-10)	Plateros de Fresnillo (Mexico LNBP)
Daniel Miller (2009-14)	Levanga Hokkaido Sapporo (Japan)
Charles Mitchell (2014-16)	Obera (Argentinian La Liga)
Khalid Moore (2018-22)	GS Lavrio AC (Greece)
Zachery Peacock (2006-10)	FOS Provence (France)
Shembari Phillips (2018-20)	Baskets Koblenz (Germany)
Glen Rice, Jr. (2009-12)	Power (Big3)
Robert Sampson (2013-15)	Nhatrang Dolphins (Vietnam)
Avi Schafer (2017-19)	Mikawa Sea Horses (Japan)
Adam Smith (2015-16)	Sume Bilbao Basket (Spain)
Jordan Usher (2019-22)	JL Bourg (France)
James White (2015-16)	Mauricio Baez (Dominican Republic)
Moses Wright (2017-21)	Olympiacos (Greece)

Former Tech Players in Coaching

Player (years at Tech)	Current Position
Ty Anderson (2006-09)	Wofford AC
Rod Balanis (1990-94)	Howard AC
Anthony Byrd (1981-84)	Knightdale (N.C.) HS HC
Shaun Fein (1999-2001)	Los Angeles Clippers AC
Jarrett Jack (2002-05)	Detroit Pistons AC
Maurice Miller (2008-11)	Memphis East HS HC
Winston Neal (1999-01)	Columbia State (Tenn.) HC
Willie Reese (1985-89)	Jones County (Ga.) HS HC
Fred Vinson (1992-94)	New Orleans Pelicans AC
Mfon Udofia (2009-13)	Long Island Nets (G League) HC

Former Tech Coaches in Coaching

Coach (years at Tech)	Current Position
Amir Abdur-Rahim (2011-12)	South Florida HC
Sherman Dillard (1988-94)	Iowa AC
Chad Dollar (2011-16)	Cincinnati AHC
Brian Eskildsen (2022-23)	UC Santa Barbara AC
Bruce Evans (2012-16)	North Florida AC
Brian Gregory (2011-16)	Phoenix Suns (VP player programming)
Tavaras Hardy (2016-18)	--
Paul Hewitt (2000-11)	Ontario (G League) HC
Chris Kreider (2007-09)	Rice AC
Darryl LaBarrie (2010-11, 2016-18)	Tulane AC
Robert McCullum (2010-11)	--
Mamadou N'Diaye (2014-16)	Central Florida AC
Billy Schmidt (2011-14)	Chicago Bulls AC
Julian Swartz (2016-23)	Georgia Southern AC
Cliff Warren (2000-05)	--
Anthony Wilkins (2018-23)	UTRGV AC
Charlton Young (2005-09)	Missouri AC

Tech's ACC Tournament History

Georgia Tech has played in 44 ACC Tournaments and has a 29-40 all-time record in the event. The Yellow Jackets have won four championships, in 1985 (Atlanta), 1990 (Charlotte), 1993 (Charlotte) and 2021 (Greensboro).

Tech has been a runner-up four times (1986, 1996, 2005, 2010). The 1986, 1996 and 2010 runs to the finals occurred in Greensboro. Tech also made the finals in 2005 at the Verizon Center in Washington, D.C.

Tech was 0-2 in the ACC Tournament under coach Dwane Morrison, 15-16 under Bobby Cremins (including all three titles), 9-11 under Paul Hewitt (runner-up in 2005 and 2010), 2-5 under Brian Gregory, 3-5 under Josh Pastner and 0-1 under Damon Stoudamire.

Tech did not play in the 2020 tournament while serving an NCAA postseason ban.

Tech's NCAA Tournament History

Georgia Tech has played in the NCAA Tournament 17 times in its history. Sixteen of those appearances have occurred from 1985 to the present, 10 under Bobby Cremins and five under Paul Hewitt.

The most recent was 2021, when the Yellow Jackets won the ACC Championship and earned an automatic bid, then fell 71-60 to Loyola Chicago in the opening round of the Midwest Regional.

That ended an 11-year hiatus from the NCAA Tournament that dated back to 2010, when the Yellow Jackets defeated Oklahoma State in the first round before losing to Ohio State in the round of 32 of the Midwest Regional.

Tech has a record of 23-17 in NCAA Tournament play, highlighted by its 2004 trip to the NCAA title game as well as a Final Four berth in 1990. The Yellow Jackets have reached the NCAA Sweet 16 seven times (1960, 1985, 1986, 1990, 1992, 1996, 2004).

The 2004 and 2005 appearances were Tech's first back-to-back appearances since Bobby Cremins led the institute to the Big Dance nine straight years from 1985-93.

Georgia Tech has won at least one game in 11 of its 17 NCAA Tournament appearances.

Career Games With ...

Led Tech in Points	2023-24	Career
Naithan George	3	3
Baye Ndongo	10	10
Kowacie Reeves, Jr.	3	3
Lance Terry	-	5

Led Tech in Rebounds	2023-24	Career
Baye Ndongo	18	18
Kowacie Reeves, Jr.	4	4

Double-Figure Points	2023-24	Career
Naithan George	12	12
Javian McCollum	21	45
Ryan Mutombo	1	1
Baye Ndongo	19	19
Luke O'Brien	10	18
Duncan Powell	21	30
Kowacie Reeves, Jr.	13	32
Lance Terry	-	46

20-plus Points	2023-24	Career
Naithan George	2	2
Javian McCollum	4	17
Baye Ndongo	5	5
Duncan Powell	3	4
Kowacie Reeves, Jr.	1	3
Lance Terry	-	6

30-plus Points	2023-24	Career
Javian McCollum	-	1

10-plus Rebounds	2023-24	Career
Ryan Mutombo	1	1
Baye Ndongo	8	8
Luke O'Brien	-	5
Duncan Powell	6	9
Kowacie Reeves, Jr.	1	1

Double-Doubles	2023-24	Career
Ryan Mutombo	1	1
Baye Ndongo	5	5
Duncan Powell	5	8
Kowacie Reeves, Jr.	1	1

Tech All-Time vs. the ACC

Opponent	Overall	in ACC	Tourney	In McCamish Pavilion	In Opponent Current Venue	Current Streak
Boston College	19-13	15-12	1-3	4-2	6-6	Lost 1
Clemson	68-77	40-54	4-1	6-5	10-42	Won 1
Duke	25-78	21-66	3-7	2-5	5-39	Lost 1
Florida State	34-46	24-32	2-2	4-3	8-19	Won 1
Louisville	15-27	2-11	0-1	2-4	0-6	Loss 1
Miami	14-16	12-15	1-1	3-4	5-7	Won 2
North Carolina	28-72	26-58	5-4	3-5	5-27	Won 1
NC State	44-61	36-47	3-3	2-5	7-13	Lost 4
Notre Dame	13-18	7-15	0-2	7-4	1-11	Lost 3
Pittsburgh	12-9	7-9	0-2	5-3	2-4	Lost 4
Syracuse	9-9	7-8	--	4-3	3-5	Won 2
Virginia	40-49	38-48	5-5	2-6	1-11	Lost 12
Virginia Tech	9-23	7-19	1-3	3-5	2-12	Lost 1
Wake Forest	47-43	46-41	0-4	6-2	11-21	Won 1

MCCAMISH PAVILION



The dawning of a new era in Yellow Jackets' basketball was marked by the opening of McCamish Pavilion in November of 2012.

Occupying the same footprint on the corner of 10th and Fowler Streets as the historic Alexander Memorial Coliseum, which hosted Tech basketball games for 55 years and saw the Yellow Jackets post a record of 556-194, McCamish Pavilion opened its doors Nov. 9, 2012 when the Tech men hosted Tulane.

As Georgia Tech begins its 11th season in the arena, McCamish Pavilion has drawn raves from friend and foe alike, from its state-of-the-art audio-visual technology to the cozy and intimate, but loud atmosphere.

The arena is named for the late Hank McCamish (pronounced "Mc-CAM-ish," a long-time insurance executive in the Atlanta area whose family provided the lead gift for the \$50 million facility. The arena footprint expanded approximately 30,000 square feet over that of Alexander Memorial Coliseum, and the former circular seating bowl was demolished and replaced with a rectangular bowl along with an upper deck.

The most obvious difference is that the walls separating the concourse and the bowl were removed, meaning that the floor is visible from almost every point in the concourse. The familiar domed roof and the 32 steel support beams remain, but the McCamish interior looks nothing like the old Thrilledome.

Ground was broken for the construction of Tech's new on-campus arena on May 5, 2011, and 18 months later, the Yellow Jackets had a state-of-the-art building with 8,600 seats and a luxurious club area, which provides a cozy view of the court. The lower level seating bowl has 6,935 seats, and the new balcony level seating has 1,665 seats.

Spectators can view the game as they walk to and from concessions and rest rooms, which are all located on the outside of the concourse. The balcony level seating has its own concourses with rest rooms and concessions.

The building features a center-hung scoreboard, with

video screens on four sides and a circular message board underneath. The balcony level facing has a 360-degree ribbon board for messaging and graphics.

The lighting system, similar to those at Madison Square Garden and Staples Center in Los Angeles, will illuminate the court while leaving the stands darkened, creating a theatre-like feel to games.

Nearly the entire structure was built new, with the one notable exception being the familiar dome of Alexander Memorial Coliseum and its 32 steel ribs, which stayed in place and provided the skeleton for the new structure. A new roof was installed, and the ribs and the ceiling were re-painted. Around the concourses, pieces of the former AMC court were inlaid into the ribs.

A courtyard was created outside the West entrance to honor William Alexander, the legendary Tech football coach and director of athletics who led the drive to build Alexander Memorial Coliseum in the 1950s.

The court remains named for legendary basketball coach Bobby Cremins, who led the Tech men's team from 1981-2000 and compiled a record of 354-237 with three Atlantic Coast Conference championships and 10 NCAA Tournament appearances in 19 seasons.

The grand entrance to McCamish Pavilion, which faces the corner of 10th and Fowler Streets, includes graphics presentations recognizing Tech's retired jerseys of Roger Kaiser, Rich Yunkus, Mark Price, John Salley, Tom Hammonds and Matt Harpring, as well as coaches Whack Hyder and Cremins, and longtime radio announcer Al Ciraldo. Tech's NCAA Final Four teams of 1990 and 2004 are also recognized in the main entrance.

McCamish Pavilion was the first project in what became a major transformation of the Fowler Street entrance to the Georgia Tech campus, including the Yellow Jackets' new tennis facility, the Ken Byers Tennis Complex, which opened in January of 2013, the Shirley Mewborn Softball Field and the John and

Just the Facts

Name: McCamish Pavilion (mc-CAM-ish), named for Atlanta insurance executive Hank McCamish who gave the lead gift for the facility

Capacity: 8,600 (6935 court level, 1665 balcony level)

Cost: \$50 million

Contractor: Whiting-Turner

Architect: Populous

Cremins Court: the court remains named for the former Tech head coach

Alexander Courtyard: located at the Fowler Street entrance, honors the former Tech director of athletics and the history of the former Tech home arena named for him

Grand entrance: 10th and Fowler Streets, foyer includes graphic representations of retired jerseys and Tech's two Final Four appearances

Other entrances: West entrance off Fowler Street (students and media), East entrance from main arena parking (for club patrons)

Features: center-hung scoreboard and video boards, mezzanine fascia ribbon boards, theatrical lighting, primarily chairback seating, club area

Groundbreaking: May 5, 2011

Opening: October, 2012

First public event: Oct. 21, Jacket Jam (men's and women's scrimmages plus other activities)

First men's game: Nov. 9, 2012 vs. Tulane

First women's game: Nov. 11, 2012 vs. Tennessee

Other Highlights

- 2,500 cubic yards of concrete removed
- 3,000 cubic yards of concrete installed
- 500 tons of new steel installed
- Over 1 mile of new railing installed
- 20,000 gallons of paint used
- 2,000 feet of new mechanical piping
- 2,500 feet of new ductwork
- \$4M in new audio-visual and scoreboards
- 50 TVs throughout the concourse and Callaway Club
- Farthest distance material has traveled to get on site: 4,835 miles
- Shortest distance material has traveled to get on site: 1 mile
- Number of Tech alumni involved in the project: Over 100
- Number of days construction will take: 520
- Number of 1950's old style Coke bottles found while installing the underground foundations: 11
- Number of new staircases: 13
- Number of new sports lights for the competition floor: Over 300
- 270-degree court view from concourse

Mary Brock Indoor Football Facility.

Designed by the renowned architectural firm Populous and built under the direction of Whiting-Turner Contracting Company, the arena already has been recognized by the American Institute of Architects of Atlanta for its significant architectural impact on the city's landscape along with such structures as the Sovereign building, TWELVE Centennial Park Tower I, The Atlantic, Loews Midtown, the Atlanta Botanical Garden Hardin Visitor Center, the Georgia Tech Human Research Building rehabilitation, the Martin Luther King, Jr., Federal Building and the Ray Charles Performing Arts Center.

The Atlanta Business Chronicle noted, "The McCamish Pavilion renovation is an example of a project that respects the history of a structure, while making it more functional now and for the future."

"This renovation expands the arena while preserving the character of the original design by a significant Atlanta architect," said Jay Silverman, senior associate of Lord, Aeck & Sargent, Inc., and president of the American Institute of Architects of Atlanta. "It also responds to the character of a growing Georgia Tech campus."

ZELNAK CENTER / LUCK BUILDING

INFORMATION



With an eye toward helping Georgia Tech's basketball teams with their practice scheduling and provide better resources for skill development, the Yellow Jackets utilized a former parking area to build a 20,000-square-foot basketball practice facility called the Zelnak Center.

Ground was broken for the facility in April of 2009, and the building opened in October of that year. The facility underwent a major rebrand and refresh in 2020.

Spurred by a lead gift from Steve and Judy Zelnak, the facility was built at a cost of \$5 million and was built in a span of six months and opened in time for the beginning of pre-season practice in October of 2009. Zelnak is chairman, president and chief executive officer of Martin Marietta Materials in Raleigh, N.C., and a current member of the Georgia Tech Advisory Board.

The Zelnak Center is connected to the southeast side of the McCamish Pavilion and includes floor space the size of one and a half basketball courts with eight baskets, a 24-seat theater for video instruction and the 2,500-square-foot Robert A. Anclien Strength and Conditioning Center. Heery International was the architect for the project, and Gay Construction Company of Atlanta was the contractor.

The James K. Luck Building, which opened in 1987, is a two-story complex located adjacent to McCamish Pavilion and houses the Yellow Jackets' locker room, a fueling station and game room and the NBA Lounge reception area.

The locker room underwent a major renovation in 2017, and what formerly served as a weight room for the Yellow Jackets was converted into a game room complete with flat screen televisions, table tennis and billiards, as well as a fueling station for the student-athletes.

Tech's Class of 1961 raised the money and led the effort to build the \$1 million annex in celebration of its 25th anniversary.

The building is named for Jim Luck, the late Tech assistant director of athletics who spearheaded construction of the facility. Luck, a Tech graduate and a member of the Institute's Sports Hall of Fame, served as an assistant football coach for 22 years and head baseball coach for 20 years before moving into administration.



STUDENT-ATHLETES & STAFF

Lance Terry	14
Kowacie Reeves, Jr.	16
Javian McCollum	18
Luke O'Brien	20
Ryan Mutombo	22
Duncan Powell	23
Naithan George	24
Baye Ndongo	25
Emmer Nichols	26
Marcos San Miguel	26
Ibrahim Souare	26
Jaeden Mustaf	27
Doryan Onwuchekwa	27
Darrion Sutton	27
Dyllan Thompson	27
Head coach Damon Stoudamire	28
Associate Head Coach Karl Hobbs	30
Assistant Coach B.J. Elder	31
Assistant Coach Pershin Williams	31
Assistant Coach Nate Babcock	32
Assistant Coach Bonzi Wells	32
Quality Control Specialist Greg Gary	32
Support Staff	33-34
Athletic Administration	35-36

STUDENT-ATHLETE PROFILES

LANCE TERRY

0

Guard • 6-2 • 200 • Redshirt Senior • College Park, Ga. • The Heritage School / Gardner-Webb

General

Atlanta-area high school product who transferred to Tech after playing three seasons at Gardner-Webb University ... Enjoyed a successful 2022-23 campaign for the Jackets, but did not see action in 2023-24 due to a leg injury ... Took a red-shirt year and has one season of college eligibility remaining ... Good shooter who can also drive to the basket, and is excellent in transition ... Averaged 10.6 points per game over his college career (892 total points in 84 games), connected on 37.2 percent of his three-point tries and 81.9 percent of his free throws ... All-Big South conference choice who led the Runnin' Bulldogs in scoring in 2021-22 and helped his team to 11 Big South wins, a program high as a member of that conference ... Showed ability to be a high-scorer against top-level competition, reaching double figures against power-conference foes four times ... Majored in sports education while at Gardner-Webb, and received his bachelor's degree in history, technology and society from Georgia Tech in May, 2024 ... Now pursuing a second bachelor's degree in economics



while finishing as GWU's leading scorer in seven contests ... Went for 16 points at Arkansas and 15 at Duke in back-to-back games in November, then 14 in his team's win at Georgia in December ... Over the final six games of the regular season, Terry hit his stride for the Runnin' Bulldogs, rounding out the regular season averaging 18.5 points while corralling a career-high seven rebounds on two separate occasions ... In addition to his all-conference nod, was also named as Gardner-Webb's representative on the Big South Conference Men's Basketball Academic Team for his dedication in the classroom that helped him carry above a 3.0 cumulative grade-point average as a Sports Education major

2020-21 (Sophomore at Gardner-Webb)

Played in nine games and made six starts as a sophomore ... Made a major impact in the starting five for the first stretch of the season prior to going down to injury for a 14-game stretch mid-season ... Shot 48.4 percent (31-of-64) from the floor and 43.9 percent (18-of-41) from beyond the arc as one of the Runnin' Bulldogs top scoring threats to open the year ... Also shot 92.0 percent (23-of-25) from the free throw line ... Averaged 11.4 points, 2.0 rebounds and 0.6 assists in 22.4 minutes per game ... Scored in double figures in five of six contests to open the year ... Posted a career-high 26 points on 7-of-11 shooting with a trio of three-pointers at Hampton (12/30) ... Tallied 23 points in 30 minutes at Florida State (12/21) ... Opened the season with 15 points at Western Kentucky (12/10) ... Logged a season-high six rebounds at Pittsburgh (12/12) ... Returned to the court for a three-game stretch in mid-February before missing the final three games of the season

2019-20 (Freshman at Gardner-Webb)

Appeared in the first 15 games of the season before missing the final 17 games of the season ... Shot 36.7 percent (18-of-49) from the field and 34.2 percent (13-of-38) from downtown ... Averaged 3.5 points and 1.5 rebounds in 10.5 minutes of action per game ... Scored nine points on three triples in his career debut vs. Furman (11/5) ... Scored a season-high 12 points in a win over Bob Jones (12/19)

High School

Played at The Heritage (Ga.) School under Coach Joab Jerome ... Rated as a three-star prospect by 247Sports.com in the Class of 2019 ... Rated by the same organization as the nation's No. 28 point guard prospect ... Rated as the Peach State's No. 2 point guard prospect, behind only Southern Cal signee Kyle Sturdivant (Norcross) ... A national top-275 talent according to 247Sports.com ... Rated as the No. 13 senior prospect in the State of Georgia, regardless of position ... Three-time County Player of the Year selection by the Newnan Times-Herald ... Three-time Georgia Independent Schools (GISA) All-State selection ... Scored more than 2,000 career points ... Four-time All-Region choice ... Earned GISA Class AAA All-State honors for the third season in a row in 2019 ... Led Heritage to its first GISA Class AAA State Championship ... Averaged a career-high 22.1 points per game on the season ... Powered team to a pair of wins over Holy Spirit Academy and the nation's top prospect, Anthony Edwards (Georgia) in the postseason ... Scored 31 points in a regional final win over Holy Spirit ... Notched a team-high 28 points in the state title game win ... Earned GISA Class AAA All-State honors as a junior in 2017-2018 ... Named Coweta County Player of the Year by the Newnan Times-Herald in 2018 ... Averaged 19.6 points, 4.4 rebounds and 2.5 steals per game as a junior ... Drew recruiting interest from DePaul, Georgia Tech and Georgia State

Travel Basketball

Played for a strong Atlanta XPress 17U summer squad on the Under Armour Association circuit ... Averaged 13.3 points and 3.9 rebounds per game in 2018 ... Shot 49.0 percent from long range, which ranked third on the entire UAA circuit ... Shot 75.0 percent from the free throw line

2023-24 (5th-year Senior at Georgia Tech)

Did not see action early in the season due to a leg injury and decided to take a redshirt year

2022-23 (Senior at Georgia Tech)

No. 2 on the team in scoring at 10.1 points per game while hitting 42.1 percent of his shots from the floor, 38.8 from three-point range (top percentage on the team) and 81.4 percent from the foul line ... Averaged 11.4 points in ACC games (No. 2 on the team), connecting on 41.3 percent from the floor, a team-high 42.1 from three-point distance and 79.4 percent from the free throw stripe ... Was a key figure both as a starter and a reserve offensively, and his best offensive games occurred in Tech's seven ACC wins (tournament win included) ... Scored a season-high 24 points in the Jackets' Jan. 4 win over No. 12 Miami, 19 in their Feb. 8 win over Notre Dame, 14 vs. Virginia Tech on Feb. 15, 17 vs. Louisville on Feb. 25, 24 at Syracuse on Feb. 28 and 17 at Boston College ... In those seven wins, averaged 17.7 points, connected on 47.3 percent of his field goals, and 52.1 percent of his threes, playing the full 40 minutes in all but the Syracuse game, in which he was subbed out with 56 seconds left when the Jackets emptied the bench ... Missed four straight ACC games (Syracuse on Jan. 21 through Louisville on Feb. 1) with a hamstring injury ... After his return (Tech's last 11 games), averaged 13.3 points per game while hitting 43.4 percent from the floor (53-of-122) and 43.3 percent from behind the arc (26-of-60) ... Scored the game-winning basket on the tip-in at the final horn against Notre Dame ... Scored 41 points in Tech's in back-to-back games against Miami (season-high 24) and Florida State (17) in early January ... Hit 14-of-28 FG, 7-11 3-point FG and 6-of-8 FT, with 11 rebounds, in those two games ... Scored nine of his points in Tech's closing 12-0 run against the Hurricanes ... Started 21 of the 29 games he played, including 15 ACC games (regular season plus tournament) ... Had the best turnover rate on the team (1.3 per 40 minutes) ... Thirteen double-figure scoring games altogether in 2022-23, eight in ACC games

2021-22 (Junior at Gardner-Webb)

Earned honorable mention All-Big South recognition after helping lead Gardner-Webb to an 18-13 overall record and a program-best 11-5 record in Big South conference play ... Finished the 2021-22 Big South campaign as Gardner-Webb's second-leading scorer at 14.3 points per game, and also averaged 3.4 rebounds, 1.2 assists and 1.0 steals per game ... His 45.9-percent shooting overall ranked seventh-highest in the league for the regular season, while his 35.0-percent hit rate from beyond the arc was fifth-best ... Started all 31 games and averaged 31.4 minutes ... Posted double figures in 14 of 16 league games and eclipsed 20 points three times on the season

CAREER STATISTICS

Year	GP	GS	MP	Avg	FG	FGA	Pct	3FG	3FGA	Pct	FT	FTA	Pct.	Off	Def	Tot	Avg	PF	FO	Ast	TO	Blk	Stl	Pts	Avg
2019-20*	15	0	158	10.5	18	49	.367	13	38	.342	4	7	.571	0	22	22	1.5	21	0	5	13	3	7	53	3.5
2020-21*	9	6	202	22.4	31	64	.484	18	41	.439	23	25	.920	3	15	18	2.0	22	0	5	8	1	5	103	11.4
2021-22*	31	31	974	31.4	158	344	.459	57	163	.350	69	85	.812	26	80	106	3.4	69	1	37	44	32	12	442	14.3
2022-23	29	21	857	29.6	106	252	.421	47	121	.388	35	43	.814	15	67	82	2.8	59	2	36	27	6	18	294	10.1
GT totals	29	21	857	29.6	106	252	.421	47	121	.388	35	43	.814	15	67	82	2.8	59	2	36	27	6	18	294	10.1
CAREER	84	58	2191	26.1	313	709	.441	135	363	.372	131	160	.819	44	184	228	2.7	171	3	83	92	22	62	892	10.6

*at Gardner Webb

CAREER STATISTICS - ACC GAMES

Year	GP	GS	MP	Avg	FG	FGA	Pct	3FG	3FGA	Pct	FT	FTA	Pct.	Off	Def	Tot	Avg	PF	FO	Ast	TO	Blk	Stl	Pts	Avg
2022-23	16	13	506	31.6	64	155	.413	32	76	.421	23	31	.742	9	40	49	3.1	38	1	22	18	4	11	183	11.4
CAREER	16	13	506	31.6	64	155	.413	32	76	.421	23	31	.742	9	40	49	3.1	38	1	22	18	4	11	183	11.4

STUDENT-ATHLETE PROFILES

... Was team's second-leading scorer in 2018 ... Netted a high of 21 points on 7-of-10 shooting vs. Sports U ... Had 18 points in two different games and netted 17 markers vs. Canada Elite ... Shot a sizzling 48.7 percent from long range over the final seven games of the spring period ... Named to the 16U Bob Gibbons Tournament of Championships All-Tournament Team in 2017

CAREER HIGHS

Points: 26 at Hampton 12/30/20
Rebounds: 7 4 times
Assists: 4 at USC Upstate 02/26/22
Steals: 3 at East Carolina 12/04/21, at Florida St. 01/07/23
Blocks: 2 at UNLV 11/10/21, at N.C. Central 12/15/21, at Longwood 01/15/22
FG Made: 8 7 times
FG Attempts: 19 at Florida St. 12/21/20
3FG Made: 7 at Syracuse 02/28/23
3FG Attempts: 11 vs Louisville 02/25/23
FT Made: 9 at Hampton 12/30/20
FT Attempts: 9 at Hampton 12/30/20, at Campbell 02/09/22
Minutes: 40 5 times

CAREER HIGHS - ACC GAMES

Points: 24 at Syracuse 02/28/23
Rebounds: 7 at Boston College 03/04/23
Assists: 3 4 times
Steals: 3 at Florida St. 01/07/23
Blocks: 1 5 times
FG Made: 8 vs Miami 01/04/23, vs Notre Dame 02/08/23, at Syracuse 02/28/23
FG Attempts: 15 at Florida St 01/07/23, vs Notre Dame 02/08/23, vs Louisville 02/25/23, at Boston College 03/04/23
3FG Made: 7 at Syracuse 02/28/23
3FG Attempts: 11 vs Louisville 02/25/23
FT Made: 4 vs Miami 01/04/23, vs Virginia Tech 02/15/23
FT Attempts: 6 vs Miami 01/04/23, vs Virginia Tech 02/15/23
Minutes: 40:00 5 times

GAME-BY-GAME STATISTICS

2019-20 (at G-W).....Date	GS	Min	FG	FBA	Pct	3FG	FBA	Pct	FT	FBA	Pct	OR	DR	Tot	Avg	PF	A	TO	Blk	Stl	Pts	Avg
Furman.....11/05/19	*	8	3	3	1.000	3	3	1.000	0	0	0.000	0	0	0	0.0	3	0	0	0	0	9	9.0
at Western Carolina.....11/09/19	*	16	1	3	.333	0	1	.000	2	3	.667	0	4	4	2.0	2	0	0	0	0	4	6.5
at North Carolina.....11/15/19	*	5	0	2	.000	0	1	.000	0	0	.000	0	0	0	1.3	1	1	0	1	0	4	4.3
at Wichita St.....11/19/19	*	8	2	4	.500	2	4	.500	0	0	.000	0	1	1	1.3	0	0	1	0	0	6	4.8
at South Carolina.....11/22/19	*	11	2	2	1.000	2	2	1.000	0	0	.000	0	2	2	1.4	0	0	1	0	0	6	5.0
vs UT Martin.....11/26/19	*	8	1	3	.333	1	2	.500	0	0	.000	0	0	0	1.2	1	0	0	0	0	3	4.7
vs Northern Colo.....11/27/19	*	7	0	0	.000	0	0	.000	0	0	.000	0	2	2	1.3	0	0	0	0	0	0	4.0
Coker.....12/03/19	*	15	1	3	.333	1	3	.333	0	0	.000	0	3	3	1.5	1	0	1	1	1	3	3.9
at Wofford.....12/07/19	*	2	1	3	.333	1	3	.333	0	0	.000	0	1	1	1.4	1	0	1	0	0	3	3.8
at Kennesaw St.....12/13/19	*	21	1	6	.167	0	4	.000	1	2	.500	0	2	2	1.5	3	1	1	1	1	3	3.7
at Virginia Tech.....12/15/19	*	11	0	5	.000	0	3	.000	0	0	.000	0	1	1	1.5	3	0	1	0	0	0	3.4
Bob Jones.....12/19/19	*	26	5	8	.625	2	5	.400	0	0	.000	0	4	4	1.7	2	2	2	2	1	12	4.1
at Campbell.....01/02/20	*	7	0	2	.000	0	2	.000	1	2	.500	0	2	2	1.7	0	0	2	0	0	1	3.8
Presbyterian.....01/04/20	*	6	0	2	.000	0	2	.000	0	0	.000	0	0	0	1.6	2	1	0	0	0	0	3.6
Radford.....01/08/20	*	6	1	3	.333	1	3	.333	0	0	.000	0	0	0	1.5	2	0	1	0	1	3	3.5
Total.....		157	18	49	.367	13	38	.342	4	7	.571	0	22	22	1.5	21	5	13	3	7	53	3.5

2020-21 (at G-W).....Date	GS	Min	FG	FBA	Pct	3FG	FBA	Pct	FT	FBA	Pct	OR	DR	Tot	Avg	PF	A	TO	Blk	Stl	Pts	Avg	
at Florida St.....11/27/20	*	30	8	19	.421	3	9	.333	4	4	1.000	0	2	2	2.0	2	2	2	0	0	23	23.0	
at Western Ky.....12/10/20	*	27	5	6	.833	5	6	.833	0	2	.000	0	4	4	3.0	4	1	2	0	0	15	19.0	
at Pittsburgh.....12/12/20	*	30	4	9	.444	2	6	.333	0	0	.000	2	4	6	4.0	2	1	0	0	2	10	16.0	
at ETSU.....12/15/20	*	23	1	4	.250	1	3	.333	6	6	1.000	0	0	0	3.0	1	0	1	0	0	9	14.3	
VMU.....12/18/20	*	19	3	4	.750	2	3	.667	2	2	1.000	0	0	0	2.4	3	0	0	0	0	10	13.4	
at Hampton.....12/30/20	*	29	7	11	.636	3	5	.600	9	9	1.000	1	2	3	2.5	3	1	0	1	2	26	15.5	
at Longwood.....02/11/21	*	12	2	4	.500	1	3	.333	0	0	.000	0	2	2	2.4	4	0	2	0	0	5	14.0	
at Longwood.....02/12/21	*	14	0	4	.000	0	3	.000	2	2	1.000	0	1	1	2.3	2	0	0	0	0	2	12.5	
at Radford.....02/17/21	*	18	1	3	.333	1	3	.333	0	0	.000	0	0	0	2.0	1	0	1	0	1	3	11.4	
Total.....		6	202	31	64	.494	18	41	.439	23	25	.920	3	15	18	2.0	22	5	8	1	5	103	11.4

2021-22 (at G-W).....Date	GS	Min	FG	FBA	Pct	3FG	FBA	Pct	FT	FBA	Pct	OR	DR	Tot	Avg	PF	A	TO	Blk	Stl	Pts	Avg
at UNLV.....11/10/21	*	37	6	18	.333	0	7	.000	1	4	.250	0	0	0	0.0	2	1	3	2	2	13	13.0
at Arkansas.....11/13/21	*	27	6	11	.545	4	9	.444	0	0	.000	0	1	1	0.5	2	2	0	0	0	16	14.6
at Duke.....11/16/21	*	33	6	12	.500	1	5	.200	2	4	.500	0	2	2	1.0	3	0	2	0	2	15	14.7
Carver.....11/20/21	*	25	4	8	.500	0	4	.000	4	4	1.000	0	1	1	1.0	0	0	2	0	1	12	14.0
Columbia Int'l.....11/24/21	*	37	7	12	.583	0	5	.000	1	2	.500	0	1	1	1.0	0	1	1	0	1	15	14.2
Western Caro.....11/27/21	*	17	2	4	.500	0	2	.000	2	2	1.000	2	1	3	1.3	5	3	1	0	0	6	12.8
N.C. Central.....11/29/21	*	17	3	7	.429	1	3	.333	0	0	.000	1	1	2	1.4	4	1	0	1	0	7	12.0
at East Carolina.....12/04/21	*	29	4	13	.308	2	8	.250	1	2	.500	0	5	5	1.9	2	3	1	0	3	11	11.9
Wofford.....12/09/21	*	34	6	15	.400	4	8	.500	3	3	1.000	0	0	0	1.7	4	1	1	1	2	19	12.7
at VMU.....12/11/21	*	36	5	10	.500	1	2	.500	5	5	1.000	1	6	7	2.2	2	1	1	0	2	16	13.0
at N.C. Central.....12/15/21	*	33	5	11	.455	2	6	.333	1	1	1.000	0	3	3	2.3	4	0	2	2	2	13	13.0
Converse.....12/17/21	*	27	7	12	.583	5	7	.714	0	0	.000	3	2	5	2.9	2	0	0	0	1	19	13.5
at Georgia.....12/29/21	*	34	3	10	.300	1	5	.200	7	7	1.000	0	1	1	2.4	0	1	1	1	1	14	13.5
at Charleston So.....01/05/22	*	26	8	12	.667	0	4	.000	3	4	.750	1	3	4	2.5	3	1	5	0	1	19	13.9
Hampton.....01/08/22	*	35	6	12	.500	2	3	.667	2	2	1.000	1	4	5	2.7	3	1	1	0	0	16	14.1
Presbyterian.....01/12/22	*	31	6	8	.750	1	2	.500	2	3	.667	1	4	5	2.8	2	1	0	0	0	15	14.1
at Longwood.....01/15/22	*	36	5	15	.333	2	7	.286	0	0	.000	2	3	5	2.9	2	0	0	2	0	12	14.0
USC Upstate.....01/19/22	*	36	3	6	.500	2	4	.500	2	2	1.000	2	5	7	3.2	3	1	3	1	2	10	13.8
at Winthrop.....01/22/22	*	37	7	12	.583	4	6	.667	2	3	.667	1	2	3	2.2	2	1	5	1	1	20	14.1
at UNC Asheville.....01/27/22	*	33	3	8	.375	0	2	.000	5	6	.833	2	4	6	3.3	0	0	1	0	2	11	14.0
Radford.....01/29/22	*	22	3	6	.500	0	2	.000	5	6	.833	0	5	5	3.4	2	1	2	0	0	11	13.8
at High Point.....02/02/22	*	27	4	10	.400	1	5	.200	0	0	.000	0	4	4	3.4	3	2	0	1	0	9	13.6
N.C. A&T.....02/05/22	*	36	2	11	.182	1	4	.250	2	2	1.000	0	2	2	3.3	1	3	1	0	0	7	13.3
at Campbell.....02/09/22	*	34	3	8	.375	1	4	.250	7	9	.778	0	3	3	3.3	0	1	0	1	2	14	13.3
Charleston So.....02/12/22	*	32	8	13	.615	6	10	.600	2	2	1.000	0	1	1	3.2	1	1	1	0	2	24	13.8
Winthrop.....02/16/22	*	30	7	14	.500	4	9	.444	3	4	.750	0	0	0	3.1	4	0	1	0	2	21	14.0
at Presbyterian.....02/19/22	*	31	5	8	.625	4	5	.800	2	2	1.000	1	2	3	3.1	3	1	1	0	2	16	14.1
UNC Asheville.....02/23/22	*	36	8	15	.533	3	6	.500	0	0	.000	2	5	7	3.3	1	1	0	0	0	19	14.3
vs USC Upstate.....02/25/22	*	36	6	16	.375	2	7	.286	3	4	.750	1	4	5	3.3	2	4	1	0	0	17	14.4
vs Campbell.....03/04/22	*	36	6	14	.429	2	7	.286	0	0	.000	1	4	5	3.4	4	1	2	0	0	14	14.4

STUDENT-ATHLETE PROFILES


KOWACIE REEVES, JR.

14

Guard • 6-7 • 205 • Senior • Macon, Ga. • Westside HS / Florida

General

First name pronounced "ko-WAY-see" ... Former four- and five-star-rated recruit from Georgia who played two seasons at Florida before transferring to Georgia Tech ... Became a starter from game one for the Yellow Jackets ... Has 117 three-point field goals in his college career, including 51 in 32 games at Tech, more threes than in either of his first two full seasons in college ... Surpassed 700 points for his career last Feb. 24 at Miami, now at 736 ... Enrolled for the summer, 2023 term and has two seasons of eligibility remaining ... Super-athletic and rangy wing who can get to the rim with authority ... Helped lead Florida to appearances in the National Invitation Tournament both of his seasons in Gainesville ... Averaged 7.1 points and 2.1 rebounds in 60 appearances with 17 starts as a Gator, averaging 17.5 minutes per game across two seasons ... Posted a pair of 20-point games at UF, scoring 21 vs. Texas A&M in the 2022 SEC Tournament and adding 20 vs. Ohio ... Coincidentally, both of Reeves' 20-point games came at Tampa's Amalie Arena ... A Rivals five-star recruit and ESPN and 247 four-star prospect in 2021, rated in the top 30 overall and the No. 6 shooting guard by both Rivals and 247 ... Also played baseball and football growing up ... Majoring in history, technology and society



season-opening win vs. Elon and scored his first points on a 3-pointer vs. Milwaukee ... Named to the Southeastern Conference Academic Honor Roll

High School

Averaged 27.0 points and 9.9 rebounds per game as a senior, the second-highest scoring average in the state of Georgia ... Nominee for McDonald's All-American and Gatorade Player of the Year honors, and a top-five finalist for Georgia's Mr. Basketball ... Iverson Classic participant ... Scored 28 points in Westside's 2021 regional game

CAREER HIGHS

Points:	21 vs Texas A&M 03/10/22
Rebounds:	10 vs Alabama A&M 12/09/23
Assists:	3 4 times
Steals:	3 at Xavier 03/20/22, vs Ga. Southern 11/06/23
Blocks:	3 at Cincinnati 11/22/23
FG Made:	8 vs Florida A&M 11/30/22
FG Attempts:	16 at Florida St. 01/03/24
3FG Made:	5 at Clemson 01/16/24
3FG Attempts:	8 4 times
FT Made:	6 vs Texas A&M 03/10/22, vs Alabama A&M 12/09/23
FT Attempts:	8 vs Texas A&M 03/10/22
Minutes:	42:46 at Clemson 01/13/2024

CAREER HIGHS - ACC GAMES

Points:	18 at Florida State 01/03/24
Rebounds:	8 at Miami 02/24/24
Assists:	3 vs Wake Forest 02/06/24
Steals:	2 vs Notre Dame 01/06/24
Blocks:	2 at Duke 01/13/24
FG Made:	7 at Florida St. 01/03/24
FG Attempts:	16 at Florida St. 01/03/24
3FG Made:	5 at Clemson 01/16/24
3FG Attempts:	7 at Florida St. 01/03/24, at Clemson 01/13/24, at Miami 02/24/24
FT Made:	4 vs Clemson 02/21/24
FT Attempts:	4 vs Pittsburgh 01/23/24, vs Clemson 02/21/24
Minutes:	42:46 at Clemson 01/13/2024

2023-24 (Junior at Georgia Tech)

One of two Tech players to start every game (Miles Kelly was the other) and was No. 3 on the team in minutes per game ... No. 3 in Tech's scoring column at 9.8 points per game, hitting double digits in 13 games ... Established career highs for himself in every statistical category except free throws made and attempted ... Reached double digits just twice in Tech's last 13 games, but came up big with a 15-point game (6-11 FG, 3-7 3pt FG) Feb. 24 at Miami ... Connected on 41.7 percent of his shots from the floor, No. 2 on the team in three-point rate (38.3 pct.) and No. 2 in free throw percentage (84.0 pct.) ... No. 3 on the team blocked shots (16) and fourth in steals (16) ... Averaged 9.2 points and 3.7 rebounds in ACC games, while connecting on 40.7 percent from the floor and team-high 41.3 percent on threes ... veraged 8.3 points and 4.3 rebounds in three games to help Tech reach the championship game of the Diamond Head Classic ... Notched first career double-double against Alabama A&M with 20 points and 10 rebounds ... Was his third career 20-point game ... Tallied 14 points (5-7 FG, 4-5 3pt FG) with four rebounds in his ACC debut vs. Duke ... Scored 15 with five boards vs. Penn State ... Had 18 points with six boards at Florida State ... Had 15 points on five three-pointers at Clemson

2022-23 (Sophomore at Florida)

Averaged 8.5 points and 2.6 rebounds while appearing in 31 games with seven starts ... Scored a season-high 20 points in the win vs. Ohio in Tampa, shooting 7-for-11 from the field and 4-for-7 from 3-point range ... Added a 19-point outing vs. FAMU, going 8-for-14 from the field and 3-for-7 from beyond the arc ... Threw down 16 dunks, third-most on the team, and drew a pair of charges. Also added a pair of conventional 3-point plays ... Battled through a tough shooting season, dropping to .262 from 3-point range, .197 in SEC play

2021-22 (Freshman at Florida)

Averaged 5.5 points per game and knocked down 32 3-pointers, appearing in 29 games with 10 starts ... Scored 21 points, all after halftime, to spearhead the Gators' rally attempt in the SEC Tournament against Texas A&M ... Hit two 3-pointers, including a four-point play, in the final 40 seconds to force overtime ... Had a 14-point outing in the NIT win vs. Iona, hitting a trio of 3-pointers ... Earned his first career start vs. LSU and hit a big 3-pointer that capped a 10-0 Florida run ... Followed that with a breakout 14-point performance in the win at South Carolina, shooting 4-for-6 from the field and 2-for-3 from 3-point range ... Made it back-to-back 14-point games adding another against Mississippi State, shooting 3-for-6 from 3-point range ... Made his collegiate debut in the

CAREER STATISTICS

Year	GP	GS	MP	Avg	FG	FGA	Pct	3FG	3FGA	Pct	FT	FTA	Pct.	Off	Def	Tot	Avg	PF	FO	Ast	TO	Blk	Stl	Pts	Avg
2021-22*	29	10	451	15.6	50	132	.379	32	96	.333	27	36	.750	14	28	42	1.4	25	0	11	18	4	14	159	5.5
2022-23*	31	7	600	19.4	93	247	.377	34	130	.262	44	62	.710	12	70	82	2.6	42	1	17	34	6	17	264	8.5
2023-24	32	32	922	28.8	110	264	.417	51	133	.383	42	50	.840	33	93	126	3.9	41	0	28	37	16	16	313	9.8
TOTAL	92	49	1972	21.4	253	643	.393	117	359	.326	113	148	.764	59	191	250	2.7	108	1	56	89	26	47	736	8.0

CAREER STATISTICS - CONFERENCE GAMES

Year	GP	GS	MP	Avg	FG	FGA	Pct	3FG	3FGA	Pct	FT	FTA	Pct.	Off	Def	Tot	Avg	PF	FO	Ast	TO	Blk	Stl	Pts	Avg
2021-22*	18	7	264	14.7	22	65	.338	17	52	.327	14	18	.778	4	12	16	0.9	15	0	6	7	4	3	75	4.2
2022-23*	18	0	336	18.7	53	148	.358	14	71	.197	32	43	.744	10	36	46	2.6	20	0	7	19	4	8	152	8.4
2023-24	20	20	564	28.2	66	162	.407	38	92	.413	13	16	.813	20	53	73	3.7	28	0	18	21	6	10	183	9.2
CAREER	56	27	1164	20.8	141	375	.376	69	215	.321	59	77	.766	34	101	135	2.4	63	0	31	47	14	21	410	7.3

*at Florida

STUDENT-ATHLETE PROFILES

GAME-BY-GAME STATISTICS

2021-22 (at UF).....Date GS	Min	FG	FGA	Pct	3FG	FGA	Pct	FT	FTA	Pct	OR	DR	Tot	Avg	PF	A	TO	Blk	Stl	Pts	Avg
Elon.....11/09/21	8	0	3	0.00	0	1	0.00	0	0	0.00	2	1	3	3.0	2	1	1	0	0	0	0.0
Milwaukee.....11/18/21	9	1	3	33.3	1	2	50.0	0	0	0.00	0	1	1	2.0	0	0	0	0	0	3	1.5
vs California.....11/22/21	7	0	0	0.00	0	0	0.00	0	0	0.00	0	1	1	1.7	0	0	1	0	2	0	1.0
Troy.....11/28/21	13	3	8	37.5	2	6	33.3	0	0	0.00	0	2	2	1.8	0	0	2	0	1	8	2.8
North Florida.....12/08/21	11	0	3	0.00	0	2	0.00	2	2	100.0	0	0	0	1.4	0	0	1	0	1	2	2.6
vs South Fla.....12/18/21	6	1	2	50.0	1	2	50.0	0	0	0.00	0	0	0	1.2	0	0	1	0	1	3	2.7
Stony Brook.....12/22/21	23	3	8	37.5	1	4	25.0	1	1	100.0	1	3	4	1.6	0	1	1	0	1	8	3.4
Alabama.....01/05/22	6	0	0	0.00	0	0	0.00	1	2	50.0	0	0	0	1.4	0	1	0	0	0	1	3.1
at Auburn.....01/08/22	9	0	0	0.00	0	0	0.00	0	0	0.00	0	0	0	1.2	1	0	0	0	1	0	2.8
LSU.....01/12/22	14	1	2	50.0	1	2	50.0	0	0	0.00	0	0	0	1.1	0	1	0	0	0	3	2.8
at South Carolina.....01/15/22	23	4	6	66.7	2	3	66.7	4	5	80.0	1	1	2	1.2	0	0	0	2	14	3.8	
Mississippi St.....01/19/22	27	4	7	57.1	3	6	50.0	3	4	75.0	0	2	2	1.3	2	1	2	1	0	14	4.7
Vanderbilt.....01/22/22	28	2	9	22.2	2	7	28.6	1	2	50.0	1	0	1	1.2	3	0	0	0	0	7	4.8
at Ole Miss.....01/24/22	18	0	4	0.00	0	4	0.00	5	5	100.0	1	0	1	1.2	2	0	1	1	0	5	4.9
at Tennessee.....01/26/22	22	2	6	33.3	2	5	40.0	0	0	0.00	0	2	2	1.3	1	1	0	0	0	6	4.9
Oklahoma St.....01/29/22	26	4	8	50.0	1	4	25.0	2	2	100.0	2	0	2	1.3	2	0	1	0	1	11	5.3
at Missouri.....02/02/22	12	1	2	50.0	1	2	50.0	0	0	0.00	0	1	1	1.3	1	0	2	0	0	3	5.2
Ole Miss.....02/05/22	14	2	3	66.7	2	3	66.7	0	0	0.00	0	1	1	1.3	0	1	0	0	0	6	5.2
Georgia.....02/09/22	19	3	5	60.0	2	4	50.0	0	0	0.00	1	0	1	1.3	2	1	0	0	0	8	5.4
at Kentucky.....02/12/22	15	1	5	20.0	0	2	0.00	0	0	0.00	0	0	0	1.2	1	0	0	0	0	2	5.2
at Texas A&M.....02/15/22	8	0	6	0.00	0	4	0.00	0	0	0.00	0	0	0	1.1	0	0	0	0	0	0	5.0
Auburn.....02/19/22	7	0	1	0.00	0	1	0.00	0	0	0.00	0	1	1	1.1	0	0	0	1	0	0	4.7
Arkansas.....02/22/22	8	0	2	0.00	0	2	0.00	0	0	0.00	0	0	0	1.1	1	0	0	0	0	0	4.5
at Georgia.....02/26/22	12	1	2	50.0	1	2	50.0	0	0	0.00	0	1	1	1.1	0	0	0	1	0	3	4.5
at Vanderbilt.....03/01/22	13	1	3	33.3	1	3	33.3	0	0	0.00	0	3	3	1.2	1	0	2	0	0	3	4.4
Kentucky.....03/05/22	9	0	2	0.00	0	2	0.00	0	0	0.00	0	0	0	1.1	0	0	0	0	0	0	4.2
vs Texas A&M.....03/10/22	29	6	11	54.5	3	7	42.9	6	8	75.0	3	3	6	1.3	1	1	1	0	1	21	4.9
Iona.....03/16/22	30	5	10	50.0	3	8	37.5	1	3	33.3	2	4	6	1.5	1	0	1	0	1	14	5.2
at Xavier.....03/20/22	25	5	11	45.5	3	8	37.5	1	2	50.0	0	1	1	1.4	4	2	1	0	3	14	5.5
Total	451	50	132	.379	32	96	.333	27	36	.750	14	28	42	1.4	25	11	18	4	14	159	5.5

2022-23 (at UF).....Date GS	Min	FG	FGA	Pct	3FG	FGA	Pct	FT	FTA	Pct	OR	DR	Tot	Avg	PF	A	TO	Blk	Stl	Pts	Avg
Stony Brook.....11/07/22	20	3	7	42.9	2	5	40.0	0	0	0.00	0	2	2	2.0	4	0	1	0	1	8	8.0
Kennesaw St.....11/11/22	22	3	6	50.0	2	4	50.0	3	5	60.0	0	5	5	3.5	0	2	1	1	0	11	9.5
Flo. Atlantic.....11/14/22	30	4	10	40.0	3	5	60.0	0	0	0.00	1	1	2	3.0	2	2	0	0	1	11	10.0
at Florida St.....11/18/22	10	1	4	25.0	1	3	33.3	1	2	50.0	0	0	0	2.3	1	0	0	0	0	4	8.5
vs Oregon St.....11/25/22	8	1	2	50.0	0	1	0.00	0	0	0.00	0	2	2	2.2	0	0	0	0	0	2	7.2
Florida A&M.....11/30/22	29	8	14	57.1	3	7	42.9	0	0	0.00	1	3	4	2.5	2	3	0	0	0	19	9.2
Stetson.....12/04/22	26	4	8	50.0	2	5	40.0	2	2	100.0	0	2	2	2.4	3	0	1	0	1	12	9.6
UCConn.....12/07/22	27	2	5	40.0	1	3	33.3	2	4	50.0	0	0	0	2.1	0	0	3	1	2	7	9.3
vs Ohio.....12/14/22	18	7	11	63.6	4	7	57.1	2	2	100.0	0	6	6	2.6	1	0	1	0	0	20	10.4
vs Oklahoma.....12/20/22	19	2	8	25.0	1	4	25.0	0	0	0.00	0	6	6	2.9	5	1	1	0	1	5	9.9
at Auburn.....12/28/22	27	7	14	50.0	1	5	20.0	0	0	0.00	2	2	4	3.0	2	0	2	0	0	15	10.4
Texas A&M.....01/04/23	23	2	7	28.6	0	4	0.00	2	2	100.0	0	5	5	3.2	2	0	0	0	0	6	10.0
Georgia.....01/07/23	24	4	11	36.4	0	4	0.00	4	4	100.0	2	3	5	3.3	1	3	1	0	0	12	10.2
at LSU.....01/10/23	21	3	12	25.0	1	8	12.5	4	4	100.0	2	1	3	3.3	1	1	2	0	0	11	10.2
Missouri.....01/14/23	11	1	6	16.7	0	4	0.00	0	1	0.00	0	4	4	3.3	2	1	3	0	0	2	9.7
at Texas A&M.....01/18/23	12	0	5	0.00	0	3	0.00	0	0	0.00	1	0	1	3.2	0	0	2	0	0	0	9.1
at Mississippi St.....01/21/23	18	3	9	33.3	2	6	33.3	1	2	50.0	0	1	1	3.1	0	1	0	0	0	9	9.1
South Carolina.....01/25/23	22	6	12	50.0	3	7	42.9	0	1	0.00	0	4	4	3.1	0	0	0	2	1	15	9.4
at Kansas St.....01/28/23	14	0	5	0.00	0	3	0.00	0	0	0.00	0	1	1	3.0	1	1	1	0	0	0	8.9
Tennessee.....02/01/23	8	1	3	33.3	0	2	0.00	0	0	0.00	0	1	1	2.9	2	0	0	0	0	2	8.6
at Kentucky.....02/04/23	16	1	7	14.3	0	3	0.00	3	3	100.0	0	1	1	2.8	1	0	0	1	0	5	8.4
at Alabama.....02/08/23	21	1	5	20.0	1	3	33.3	3	4	75.0	1	3	4	2.9	3	0	3	1	2	6	8.3
Vanderbilt.....02/11/23	23	5	12	41.7	2	8	25.0	2	2	100.0	0	3	3	2.9	2	0	1	0	1	14	8.5
Ole Miss.....02/15/23	18	5	9	55.6	2	4	50.0	1	5	20.0	0	0	0	2.8	1	0	1	0	2	13	8.7
at Arkansas.....02/18/23	17	2	7	28.6	0	1	0.00	5	5	100.0	0	1	1	2.7	1	0	1	0	0	9	8.7
Kentucky.....02/22/23	24	6	9	66.7	2	5	40.0	2	2	100.0	0	3	3	2.7	2	1	3	0	0	16	9.0
at Vanderbilt.....02/25/23	22	2	7	28.6	0	2	0.00	3	4	75.0	0	2	2	2.7	0	0	0	0	1	7	8.9
at Georgia.....02/28/23	9	0	3	0.00	0	0	0.00	2	2	100.0	0	0	0	2.6	0	0	0	0	0	2	8.7
LSU.....03/04/23	20	4	10	40.0	0	2	0.00	2	2	100.0	2	2	4	2.6	0	0	0	0	1	8	8.7
vs Mississippi St.....03/09/23	26	4	12	33.3	1	7	14.3	2	4	50.0	0	4	4	2.7	2	0	4	0	2	11	8.7
UCF.....03/15/23	15	1	7	14.3	0	5	0.00	0	0	0.00	0	2	2	2.6	1	1	2	0	1	2	8.5
Total	600	93	247	.377	34	130	.262	44	62	.710	12	70	82	2.6	42	17	34	6	17	264	8.5

2023-24 (at GT).....Date GS	Min	FG	FGA	Pct	3FG	FGA	Pct	FT	FTA	Pct	OR	DR	Tot	Avg	PF	A	TO	Blk	Stl	Pts	Avg
Ga. Southern.....11/06/2023	32:42	4	7	57.1	3	5	60.0	4	4	100.0	1	2	3	3.0	1	3	2	1	3	15	15.0
Howard.....11/09/2023	35:04	6	10	60.0	1	4	25.0	2	3	66.7	3	4	7	5.0	0	2	1	1	1	15	15.0
UMass Lowell.....11/14/2023	34:17	1	7	14.3	0	3	0.00	2	2	100.0	0	3	3	4.3	2	0	0	2	0	4	11.3
at Cincinnati.....11/22/2023	29:03	4	6	66.7	1	2	50.0	5	5	100.0	1	2	3	4.0	0	1	1	3	1	14	12.0
Mississippi St.....11/28/2023	32:44	2	10	20.0	0	3	0.00	2	2	100.0	1	5	6	4.4	2	1	1	1	0	6	10.8
Duke.....12/02/2023	33:15	5	7	71.4	4	5	80.0	0	0	0.00	1	3	4	4.3	1	0	2	0	0	14	11.3
at Georgia.....12/05/2023	27:51	5	10	50.0	2	5	40.0	0	0	0.00	1	2	3	4.1	0	0	0	0	0	12	11.4
Alabama A&M.....12/09/2023	28:26	6	12	50.0	2																

STUDENT-ATHLETE PROFILES

JAVIAN McCOLLUM

2

Guard • 6-2 • 175 • Senior • Fort Myers, Fla. • Fort Myers HS / Siena / Oklahoma

General

Transfer from Oklahoma where he played one season (2023-24) after competing for two years at Siena in Albany, N.Y. ... No. 31 in ESPN's transfer portal ranking, and 247Sports deemed him No. 2 among transfers into ACC programs ... Has averaged 12.2 points and 3.1 assists per game over his college career, totaling 990 career points over 81 games (57 starts) ... has connected on 42.6 percent of his shots from the floor, 34.7 percent from three-point range and 90.1 percent from the free throw line ... Earned 2023-24 All-Big 12 honorable mention honors in 2023-24 ... Son of Mickey Allen and Alfreda Knight ... Has one brother (Justin) and one sister (Jamie) ... Majored in communications at Oklahoma ... Enrolled in applied language and intercultural studies at Tech



... Tallied 27 points and a season-best eight assists at Niagara (1/13) ... Scored 22 points and finished 10-for-10 from the line at Mount St. Mary's (2/10) ... Recorded 23 points, five assists and three rebounds against Marist (2/12) ... Enjoyed a season-high 30-point performance on 10-for-16 shooting against Manhattan (3/2) ... Buried five 3-pointers and added six assists against the Jaspers ... Concluded the season with back-to-back 20-plus point outings ... Scored 22 points on 7-for-13 shooting at Saint Peter's (3/4) ... Recorded 24 points and dished out a season-high nine assists versus Niagara (3/9)

2021-22 (Freshman at Siena)

Appeared in 24 games (two starts) ... Averaged 6.7 points, 1.8 assists and 0.9 rebounds per outing ... Shot 48.2 percent (53-110) from the floor, 42.6 percent (23-54) from three and 84.2 percent (32-38) from the free throw line ... Tallied a season-high six assists at Georgetown (11/19) ... Scored 10 points on 4-for-5 shooting against Harvard (11/22) ... Made first career start at Saint Peter's (12/5), scoring six points ... Recorded 12 points on 4-for-6 shooting and tallied a pair of assists against Rider (2/4) ... Scored 11 points and finished 6-for-6 at the line against Iona (2/11) ... Enjoyed 15-point performance on 4-for-8 shooting against Saint Peter's (2/20) ... Tallied back-to-back nine-point games at Monmouth (2/22) and Quinnipiac (2/24) ... Scored 13 points on 5-for-7 shooting at Niagara (3/3) ... Logged a season-high 16 points in a season-best 33 minutes of action versus Quinnipiac (3/10)

High School

Prepped at Fort Myers High School ... Named a three-time The News-Press Basketball Player of the Year finalist, winning the award twice ... Averaged 18.6 points, 4.7 assists, 3.7 rebounds and 2.0 steals per outing as a senior ... Completed for CP25 on the AAU circuit

CAREER HIGHS - OKLAHOMA

Points: 23 vs. Central Ark., 12/28/23
Field Goals Made: 9 vs. Central Ark., 12/28/23
Field Goal Attempts: 17 vs. Central Ark., 12/28/23
3-Point Field Goals Made: 5 at TCU, 01/10/24
3-Point Field Goal Attempts: 10 vs. Iowa St., 01/06/24
Free Throws Made: 9 at Kansas St., 01/30/24
Free Throw Attempts: 10 at Kansas St., 01/30/24
Rebounds: 7 vs. Providence, 12/05/23
Assists: 8 vs. Houston, 03/02/24
Blocks: 1 vs. Oklahoma St., 02/10/24
Steals: 3 at UCF, 02/03/24
Minutes: 38 at Oklahoma St., 02/24/24

CAREER HIGHS - SIENA

Points: 30 vs. Manhattan, 03/02/23
Field Goals Made: 10 vs. Manhattan, 03/02/23
Field Goal Attempts: 22 vs. Niagara, 03/09/23
3-Point Field Goals Made: 5 vs. Manhattan, 03/02/23
3-Point Field Goal Attempts: 11 vs. Niagara, 03/09/23
Free Throws Made: 10 at Mount St. Mary's, 02/10/23
Free Throw Attempts: 12 at Niagara, 01/13/23
Rebounds: 5 vs. Quinnipiac, 02/17/23
Assists: 9 vs. Niagara, 03/09/23
Blocks: 2 vs. Seton Hall, 11/27/22
Steals: 3 vs. Quinnipiac, 02/17/23
Minutes: 38 vs. Army West Point, 11/16/22

2023-24 (Junior at Oklahoma)

Appeared in 30 games (30 starts) ... Averaged 13.3 points, 3.4 assists, 2.6 rebounds and 0.8 steals per outing ... Shot 40.4% (132-327) from the field, 31.4% (54-172) from deep and 94.3% (82-87) from the free throw line ... Set school record for free throw percentage, breaking Hollis Price's mark (92.9%) set in 2002-03 ... Made a program record 39 consecutive free throws, besting the previous tally of 37 set by Nate Carter in 2006-07 ... Recorded 21 games with 10-plus points ... Rady Children's Invitational MVP and All-Tournament Team selection ... All-Big 12 Honorable Mention ... Made OU debut against Central Michigan (11/6) ... Led the Sooners with 19 points on 7-for-12 shooting and buried a team-high three 3-pointers against CMU ... Scored a team-high 15 points versus Texas State (11/14) ... Tallied 11 points and three assists against UTRGV (11/17) ... Scored 14 points on 6-for-11 shooting and dished out three assists against Iowa (11/23) ... Scored a team-high 18 points on 8-for-15 shooting with three assists and two rebounds in the Rady Children's Invitational Championship game against USC (11/24) ... Tallied 15 points and buried a season-high four triples versus UAPB (11/30) ... Scored a team-best 19 points on 7-for-16 shooting and tallied seven rebounds and four assists against Providence (12/5/23) ... Enjoyed a season-high 20-point performance and added five rebounds, four assists and one steal against Arkansas (12/9) ... Finished 9 for 17 from the field and scored a team-high 23 points against Central Arkansas (12/28) ... Scored a team-high 15 points and dished out five assists against Iowa State (1/6) ... Recorded a team-high 17 points and matched his career high with five 3-pointers at TCU (1/10) ... Added six rebounds and five assists against the Horned Frogs ... Tallied a team-high 17 points, four rebounds and three assists at Kansas (1/13) ... Finished 8 for 8 from the free throw line and tallied 13 points and five assists against West Virginia (1/17) ... Recorded 16 points, six rebounds, three assists and a steal at Cincinnati (1/20) ... Notched his third 20-plus point game of the season, finishing with 21 points and four rebounds at K-State (1/30) ... Recorded his fourth 20-point performance of the season vs. BYU (2/6), finishing with 20 points on 5-for-11 shooting ... Scored 15 points and buried three 3-pointers vs. Kansas (2/17) ... Hit buzzer-beating 3-pointer in overtime at Oklahoma State (2/24) ... Scored 14 points, two rebounds and two assists against the Cowboys ... Dished out a team-high eight assists and scored 12 points against Houston (3/2).

2022-23 (Sophomore at Siena)

Appeared in 27 games (25 starts) ... Averaged 15.9 points, 3.9 assists, 2.1 rebounds and 1.1 per game ... Shot 43.0 percent (136-316) from the field, 35.6 percent (52-146) from three and 89 percent (105-118) from the free throw line ... Named MAAC Player of the Week (11/14 & 11/28) twice ... Recorded 18 games with 10-plus points and 12 contests with 5-plus assists ... Opened the season with 20 points on 8-for-12 shooting at Holy Cross (11/7) ... Scored 20 points and tallied six assists against UAlbany (11/12) ... Concluded three-game 20-plus point streak to open the season against Army (11/16), scoring 21 points on 6-for-13 shooting ... Recorded 18 points on 5-for-9 shooting and added eight assists versus Florida State (11/24) at the ESPN Events Invitational ... Enjoyed 24-point performance on 9-for-17 shooting and added eight assists and four rebounds against Ole Miss (11/25) ... Recorded 27 points on 8-for-14 shooting against Canisius (12/2) ... Scored 23 points on 7-for-13 shooting against St. Bonaventure (12/19) ... Enjoyed second straight 20-plus point contest at Quinnipiac (12/30), scoring 25 points on 9-for-15 shooting

CAREER STATISTICS

Year	GP	GS	MP	Avg	FG	FGA	Pct	3FG	3FGA	Pct	FT	FTA	Pct.	Off	Def	Tot	Avg	PF	FO	Ast	TO	Blk	Stl	Pts	Avg
2021-22*	24	2	436	18.2	53	110	.482	23	54	.426	32	38	.842	2	19	21	0.9	31	0	43	29	2	9	161	6.7
2022-23*	27	25	830	30.7	136	316	.430	52	146	.356	105	118	.890	11	47	58	2.1	49	0	106	84	8	30	429	15.9
Siena Totals	51	27	1266	24.8	189	426	.444	75	200	.375	137	156	.878	13	66	79	1.5	80	0	149	113	10	39	590	11.6
2023-24#	30	30	935	31.2	132	327	.404	54	172	.314	82	87	.943	4	73	77	2.6	45	1	102	61	2	25	400	13.3
CAREER	81	57	2201	27.2	321	753	.426	129	372	.347	219	243	.901	17	139	156	1.9	125	1	251	174	12	64	990	1.2

*at Siena; #at Oklahoma

STUDENT-ATHLETE PROFILES

GAME-BY-GAME STATISTICS

2021-22 (at Siena).....Date	GS	Min	FG	FGA	Pct	3FG	3FGA	Pct	FT	FTA	Pct	OR	DR	Tot	Avg	PF	A	TO	Blk	Stl	Pts	Avg
Yale.....11/16/21		19	1	2	.500	1	1	1.000	0	0	.000	0	0	0	0.0	1	0	1	0	0	3	3.0
at Georgetown.....11/19/21		22	1	4	.250	0	3	.000	0	0	.000	0	1	1	0.5	1	6	2	0	0	2	2.5
Harvard.....11/22/21		16	4	5	.800	2	2	1.000	0	0	.000	0	1	1	0.7	1	2	1	0	0	10	5.0
at Bucknell.....11/28/21		30	0	3	.000	0	3	.000	0	0	.000	0	1	1	0.8	0	3	0	0	1	0	3.8
at Army West Point.....11/30/21		3	0	2	.000	0	2	.000	0	0	.000	0	0	0	0.6	0	0	1	0	0	0	3.0
Manhattan.....12/03/21		12	2	3	.667	2	3	.667	0	0	.000	1	1	2	0.8	2	1	1	1	1	6	3.5
at Saint Peter's.....12/05/21		28	2	4	.500	2	3	.667	0	0	.000	0	1	1	0.9	2	1	5	0	0	6	3.9
at Holy Cross.....12/11/21		9	1	2	.500	1	2	.500	0	0	.000	0	1	1	0.9	3	1	1	0	0	3	3.8
at Marist.....01/14/22		8	0	2	.000	0	1	.000	0	0	.000	0	0	0	0.8	0	1	0	0	0	0	3.3
Niagara.....01/28/22		9	0	1	.000	0	1	.000	0	0	.000	0	0	0	0.7	0	0	0	0	0	0	3.0
Quinnipiac.....01/30/22		15	2	4	.500	1	2	.500	0	0	.000	0	1	1	0.7	3	1	1	1	0	5	3.2
Canisius.....02/01/22		16	3	4	.750	1	1	1.000	1	2	.500	0	1	1	0.8	2	3	1	0	2	8	3.6
Rider.....02/04/22		18	5	6	.833	2	2	1.000	0	0	.000	0	0	0	0.7	4	2	3	0	0	12	4.2
at Fairfield.....02/06/22		9	1	1	1.000	0	0	.000	0	0	.000	0	0	0	0.6	1	0	1	0	0	2	4.1
Iona.....02/11/22		20	2	5	.400	1	2	.500	6	6	1.000	0	0	0	0.6	1	1	1	0	0	11	4.5
at Rider.....02/13/22		27	3	7	.429	2	6	.333	0	0	.000	0	1	1	0.6	0	1	0	0	0	8	4.8
Marist.....02/18/22		18	2	3	.667	1	2	.500	2	3	.667	0	0	0	0.6	0	2	0	0	1	7	4.9
Saint Peter's.....02/20/22		30	4	8	.500	2	4	.500	5	5	1.000	0	1	1	0.6	1	4	0	0	1	15	5.4
at Mornmouth.....02/22/22		23	1	4	.250	0	1	.000	7	8	.875	1	0	1	0.6	4	4	0	0	0	9	5.6
at Quinnipiac.....02/24/22		17	2	3	.667	1	2	.500	4	4	1.000	0	3	3	0.8	2	1	1	0	0	9	5.8
Mornmouth.....02/27/22		19	3	7	.429	1	2	.500	0	1	.000	0	0	0	0.7	2	2	0	0	1	7	5.9
at Niagara.....03/03/22		18	5	7	.714	1	1	1.000	2	2	1.000	0	0	0	0.7	0	2	2	0	0	13	6.2
at Canisius.....03/05/22		27	2	7	.286	0	3	.000	5	6	.833	0	4	4	0.8	1	1	3	0	1	9	6.3
vs Quinnipiac.....03/10/22		33	7	16	.438	2	5	.400	0	1	.000	0	2	2	0.9	0	4	4	0	1	16	6.7
Total		436	53	110	.482	23	54	.426	32	38	.842	2	19	21	0.9	31	43	29	2	9	161	6.7

2022-23 (at Siena).....Date	GS	Min	FG	FGA	Pct	3FG	3FGA	Pct	FT	FTA	Pct	OR	DR	Tot	Avg	PF	A	TO	Blk	Stl	Pts	Avg
at Holy Cross.....11/07/22	*	30	8	12	.667	2	4	.500	2	4	.500	0	0	0	0.0	2	5	2	0	1	20	20.0
ULIbany.....11/12/22	*	34	5	9	.556	3	3	1.000	7	8	.875	1	2	3	1.5	4	6	3	1	1	20	20.0
Army West Point.....11/16/22	*	38	6	13	.462	2	8	.250	7	8	.875	0	3	3	2.0	2	5	6	0	2	21	20.3
at Harvard.....11/20/22	*	26	0	4	.000	0	2	.000	2	2	1.000	1	2	3	2.3	1	2	5	0	0	2	15.8
vs Florida St.....11/24/22	*	29	5	9	.556	2	6	.333	6	6	1.000	0	1	1	2.0	3	8	4	0	2	18	16.2
vs Ole Miss.....11/25/22	*	34	9	17	.529	3	6	.500	3	3	1.000	2	2	4	2.3	1	8	2	0	2	24	17.5
vs Seton Hall.....11/27/22	*	34	4	11	.364	1	6	.167	5	6	.833	0	1	1	2.1	2	3	3	2	2	14	17.0
Canisius.....12/02/22	*	32	8	14	.571	3	7	.429	8	9	.889	0	1	1	2.0	2	1	5	0	0	27	18.3
at Georgetown.....12/07/22	*	36	4	14	.286	2	8	.250	2	3	.667	1	2	3	2.1	2	3	4	0	1	12	17.6
at Delaware.....12/11/22	*	37	4	13	.308	0	5	.000	1	1	1.000	0	2	2	2.1	0	4	4	1	1	9	16.7
St. Bonaventure.....12/19/22	*	36	7	13	.538	3	5	.600	6	6	1.000	0	2	2	2.1	1	2	4	0	0	23	17.3
at Quinnipiac.....12/30/22	*	34	9	15	.600	3	6	.500	4	5	.800	0	2	2	2.1	1	2	2	1	2	25	17.9
at Fairfield.....01/01/23	*	33	2	8	.250	1	3	.333	2	2	1.000	0	2	2	2.1	1	3	2	0	0	7	17.1
Saint Peter's.....01/06/23	*	14	1	3	.333	0	2	.000	0	0	.000	0	1	1	2.0	0	1	1	0	0	2	16.0
at Niagara.....01/13/23	*	35	8	18	.444	2	5	.400	9	12	.750	2	3	5	2.2	0	8	5	1	1	27	16.7
at Canisius.....01/15/23	*	31	5	10	.500	2	5	.400	1	2	.500	1	1	2	2.2	4	5	2	0	2	13	16.5
Mount St. Mary's.....01/20/23	*	37	6	14	.429	3	6	.500	2	2	1.000	1	3	4	2.3	3	2	3	1	1	17	16.5
Fairfield.....01/22/23	*	9	2	4	.500	0	2	.000	0	0	.000	0	0	0	2.2	2	0	1	0	0	4	15.8
at Manhattan.....02/03/23	*	14	0	3	.000	0	1	.000	0	0	.000	0	1	1	2.1	2	0	2	0	0	0	15.0
at Mount St. Mary's.....02/10/23	*	33	5	15	.333	2	7	.286	10	10	1.000	0	3	3	2.2	0	6	2	0	1	22	15.4
Marist.....02/12/23	*	34	6	16	.375	2	5	.400	9	9	1.000	1	2	3	2.2	2	5	6	0	3	23	15.7
Quinnipiac.....02/17/23	*	36	2	9	.222	0	4	.000	4	4	1.000	0	5	5	2.3	4	5	3	0	3	8	15.4
at Rider.....02/24/23	*	32	3	11	.273	2	5	.400	0	0	.000	0	2	2	2.3	3	2	4	0	0	8	15.0
at Iona.....02/26/23	*	34	3	10	.300	1	6	.167	0	0	.000	0	1	1	2.3	1	2	0	0	0	7	14.7
Manhattan.....03/02/23	*	26	10	16	.625	5	10	.500	5	6	.833	0	1	1	2.2	1	6	1	0	2	30	15.3
at Saint Peter's.....03/04/23	*	35	7	13	.538	4	8	.500	4	4	1.000	0	2	2	2.2	4	3	5	0	1	22	15.6
vs Niagara.....03/09/23	*	37	7	22	.318	4	11	.364	6	6	1.000	1	0	1	2.1	1	9	3	1	2	24	15.9
Total		830	136	316	.430	52	146	.356	105	118	.890	11	47	58	2.1	49	106	84	8	30	429	15.9

2023-24 (at Okla).....Date	GS	Min	FG	FGA	Pct	3FG	3FGA	Pct	FT	FTA	Pct	OR	DR	Tot	Avg	PF	A	TO	Blk	Stl	Pts	Avg
Central Mich.....11/06/23	*	29	7	12	.583	3	6	.500	2	2	1.000	0	2	2	2.0	2	1	0	1	0	19	19.0
Mississippi Val.....11/10/23	*	23	1	6	.167	1	5	.200	0	0	.000	0	3	3	2.5	0	4	3	0	1	3	11.0
Texas St.....11/14/23	*	26	6	10	.600	1	4	.250	2	3	.667	0	2	2	2.3	2	2	1	0	1	15	12.3
UTRGV.....11/17/23	*	24	4	11	.364	1	5	.200	2	2	1.000	0	1	1	2.0	4	3	2	0	0	11	12.0
vs Iowa.....11/23/23	*	35	6	11	.545	2	5	.400	0	0	.000	0	1	1	1.8	0	3	3	0	0	14	12.4
vs Southern California.....11/24/23	*	36	8	15	.533	2	6	.333	0	0	.000	0	2	2	1.8	1	3	2	0	1	18	13.3
Ark - Pine Bluff.....11/30/23	*	23	5	11	.455	4	8	.500	1	1	1.000	1	2	3	2.0	0	5	2	0	1	15	13.6
Providence.....12/05/23	*	34	7	16	.438	3	7	.429	2	2	1.000	0	7	7	2.6	1	4	3	0	3	19	14.3
vs Arkansas.....12/09/23	*	34	5	13	.385	2	7	.286	8	8	1.000	0	5	5	2.9	2	4	3	0	1	20	14.9
Green Bay.....12/16/23	*	28	3	8	.375	1	3	.333	2	2	1.000	0	1	1	2.7	2	8	1	0	0	9	14.3
vs North Carolina.....12/20/23	*	32	6	17	.353	2	5	.400	0	0	.000	0	2	2	2.6	5	3	2	0	0	14	14.3
Central Ark.....12/28/23	*	34	9	17	.529	5	9	.556	0	0	.000	0	1	1	2.5	1	2	0	0	2	23	15.0
Mornmouth.....12/31/23	*	28	4	8	.500	2	4	.500	1	2	.500	1	4	5	2.7	1	8	2	0	3	11	14.7
Iowa St.....01/06/24	*	37	6	16	.375	3	10	.300	0	0	.000	0	1	1	2.6	1	5	1	0	1	15	14.7
at TDU.....01/10/24	*	36	5	10	.500	5	9	.556	2	2	1.000	0	6	6	2.8	1	5	6	0	0	17	14.9
at Kansas.....01/13/24																						

STUDENT-ATHLETE PROFILES

LUKE O'BRIEN

9

Forward • 6-8 • 225 • 5th-year Senior • Littleton, Colo. • Columbine HS / Colorado

General

Transfer from Colorado who played four seasons and was a key rotation player the last three for the Buffaloes ... Steadily improved and saw more playing time with each season ... Played in 111 games and made 29 career starts, 19 of those last season ... Averaged 4.8 points and 3.7 rebounds for this career, hitting 44 percent of his shots from the floor and 35 percent from three-point range ... Helped Colorado reach the NCAA Tournament twice in his time as a Buffalo ... Has three siblings ... His father, Steve, was a walk-on basketball player at Colorado State ... Enjoys watching hockey and baseball, and considers himself an above average golfer and bowler ... Majored in communication with a minor in business at Colorado ... Carried a 3.95 GPA in high school ... Studying economics at Tech



2020-21 (Freshman at Colorado)

Played in 10 games on CU's senior-laden squad, totaling 15 points and seven rebounds while shooting 43 percent (6 of 14) in limited minutes ... Saw action in both NCAA Tournament games, pitching in a personal-best four points in the first round win over Georgetown (3/20). Had a career-best four rebounds against California (1/14), a game in which he also made his first career 3-pointer ... Made his collegiate debut in the final three minutes of the season opener against South Dakota (11/25) and two days later scored his first career points at Kansas State (11/27)

High School

A 2020 graduate of Columbine High School. Named Colorado's Class 5A State Player of the Year as a senior, averaging 26.0 points, 12.0 rebounds, 3.0 assists and 2.0 blocks per game ... Led the Rebels to a 21-5 record in 2020 and spot in the Class 5A State Tournament "Great 8" for the first time since 2011 ... A two-time Class 5A All-State First Team selection and two-time JeffCo League Player of the Year ... Led the JeffCo League in scoring at 21 points per game in 2019 as the Rebels finished undefeated in conference play and advanced to the second round of the state tournament ... Four-time All-JeffCo first-team pick ... Holds Columbine career records for points, steals, rebounds, field goals made, 3-pointers made, free throws made and scoring average ... Played six years for the Colorado Miners club program.

CAREER HIGHS

Points: 18 vs. Utah Tech, 12/21/23

Field Goals Made: 8 vs. Utah Tech, 12/21/23

Field Goal Attempts: 14 vs. Northern Colo., 12/15/23

3-Point Field Goals Made: 4 vs. Northern Colo., 12/15/23

3-Point Field Goal Attempts: 8 vs. Northern Colo., 12/15/23

Free Throws Made: 4 vs. California, 02/02/23

Free Throw Attempts: 6 vs. California, 02/02/23

Rebounds: 14 vs. Seton Hall, 03/14/23

Assists: 4 vs. Marquette, 03/24/24; vs. Utah Valley, 03/19/23; at Stanford, 02/19/22

Blocks: 3 vs. Utah Valley, 03/19/23

Steals: 4 vs. Maine, 11/15/21

Minutes: 36 at Arizona St., 02/16/23

2023-24 (Senior at Colorado)

Helped lead Colorado to the NCAA Tournament, the championship game of the Pac-12 Tournament and a program-record 26 victories ... Averaged a career-best 6.7 points and 3.8 rebounds per game ... Played 35 games, starting 19, and averaged 23.6 minutes ... Started the Buffaloes' final 10 games, playing 30 or more minutes in three ... Connected on 45.6 percent of his shots from the floor, 37.6 percent from three-point range and 65.8 percent from the foul line ... Scored a season-high 18 points against Utah Tech (12/21) and took a season-best nine rebounds vs. Washington (12/29) ... Scored in double digits 10 times, two of those against Pac-12 teams and one in Colorado's second-round NCAA Tournament win over Florida, when he went 5-for-5 from the floor and scored 12 points ... Scored 12 against Oregon State (4-9 FG, 2-5 3pt FG) on 3/9 ... Scored 11 on 3/16 vs. Oregon in the Pac-12 Tournament, hitting 3-of-6 from three-point range in three of those ... Recipient of the team's Tebo P.A.S.S. Award, given to the player who best exemplifies the virtues of Perseverance, Attitude, Selflessness and Success

2022-23 (Junior at Colorado)

Colorado's leading rebounder by total number at 185 with his 5.6 per game average ranking second behind J'Vonnie Hadley (5.9 rpg) who appeared in 11 less games ... He upped his rebounding numbers in Pac-12 play to 6.2 per game which led the Buffaloes and ranked 12th in the Pac-12 ... Topped the Buffaloes in rebounding a team-best 12 times including 10 of the final 15 games of the season ... Inserted into the starting lineup for the last nine games and 10 overall ... He averaged 9.0 points and 8.0 rebounds in his final seven games ... Had the first two double-doubles of his career during that span ... Scored a season-high 13 points and grabbed 10 rebounds against UCLA (2/26) and two games later had those same figures against Washington (3/8) in the first round of the Pac-12 Tournament ... Hit 6-of-10 from the field in the win over the Huskies including a late 3-point shot that helped secure the game for the Buffaloes ... Averaged a team-best 8.5 rebounds in two Pac-12 Tournament games ... Grabbed a career-high 14 rebounds against Seton Hall (3/14), the most by a Colorado player in a NIT contest ... Had a team-best five double-figure rebounding games ... Recipient of the team's Most Improved and Stephane Pelle Rebounding Awards at the end of season banquet

2021-22 (Sophomore at Colorado)

Averaged 2.6 points and 2.8 rebounds as a key reserve off the bench ... One of five Buffaloes to appear in all 33 games ... Had 30 offensive rebounds, tying for the fourth on the team ... Scored a career-high 14 points in the road win over Oregon State (2/15) ... Made 5-of-6 from the floor including 3-of-4 from 3-point range in his first double-figure scoring game and first with multiple 3-point field goals ... Shot 44 percent on the season, improving that number down the stretch by hitting his final 15 of 32 from the floor (.469) ... Grabbed a career-high eight rebounds at home against Oregon State (2/5) ... Twice dished out a personal-best four assists, at home against Washington (1/9) and again at Stanford (2/19) ... Recorded a career-best four steals against Maine (11/15) which also tied for the team's season-best mark

CAREER STATISTICS

Year	GP	GS	MP	Avg	FG	FGA	Pct	3FG	3FGA	Pct	FT	FTA	Pct.	Off	Def	Tot	Avg	PF	FO	Ast	TO	Blk	Stl	Pts	Avg
2020-21*	10	0	46	4.6	6	14	.429	2	7	.286	1	4	.250	3	4	7	0.7	4	0	2	0	0	1	15	1.5
2021-22*	33	0	468	14.2	33	75	.440	12	26	.462	9	17	.529	30	61	91	2.8	45	0	25	19	3	13	87	2.6
2022-23*	33	10	747	22.6	76	179	.425	23	79	.291	28	40	.700	56	129	185	5.6	72	1	34	28	16	22	203	6.2
2023-24*	35	19	833	23.8	88	193	.456	32	85	.376	25	38	.658	37	96	133	3.8	76	2	44	24	14	25	233	6.7
Total	111	29	2094	18.9	203	461	.440	69	197	.350	63	99	.636	126	290	416	3.7	197	3	105	71	33	61	538	4.8

*at Colorado

STUDENT-ATHLETE PROFILES

GAME-BY-GAME STATISTICS

2020-21 (at Colo).....Date GS	Min	FG	FGA	Pct	3FG	FGA	Pct	FT	FTA	Pct	OR	DR	Tot	Avg	PF	A	TO	Blk	Stl	Pts	Avg
vs South Dakota.....11/25/20	3	0	1	0.000	0	1	0.000	0	0	0.000	0	1	1	1.0	0	0	0	0	0	0	0.0
at Kansas St.....11/27/20	9	1	2	500	0	1	0.000	1	2	500	0	0	0	0.5	0	0	0	0	0	3	1.5
Northern Colo.....12/14/20	4	1	2	500	0	1	0.000	0	0	0.000	1	0	1	0.7	0	0	0	0	0	2	1.7
Omaha.....12/16/20	6	0	0	0.000	0	0	0.000	0	0	0.000	0	0	0	0.5	0	1	0	0	0	0	1.3
vs Washington.....12/20/20	5	0	1	0.000	0	1	0.000	0	0	0.000	0	0	0	0.4	0	0	0	0	0	0	1.0
California.....01/14/21	7	1	4	250	1	2	500	0	0	0.000	1	3	4	1.0	2	0	0	0	0	3	1.3
Stanford.....01/20/21	5	0	0	0.000	0	0	0.000	0	0	0.000	0	0	0	0.9	1	0	0	0	0	0	1.1
Oregon St.....02/08/21	4	1	1	1.000	1	1	1.000	0	0	0.000	0	0	0	0.8	1	0	0	0	1	3	1.4
vs Georgetown.....03/20/21	2	2	3	667	0	0	0.000	0	0	0.000	1	0	1	0.8	0	1	0	0	0	4	1.7
vs Florida St.....03/22/21	1	0	0	0.000	0	0	0.000	0	2	0.000	0	0	0	0.7	0	0	0	0	0	0	1.5
Total	46	6	14	429	2	7	286	1	4	250	3	4	7	0.7	4	2	0	0	1	15	1.5

2021-22 (at Colo).....Date GS	Min	FG	FGA	Pct	3FG	FGA	Pct	FT	FTA	Pct	OR	DR	Tot	Avg	PF	A	TO	Blk	Stl	Pts	Avg
Montana St.....11/09/21	14	1	3	333	0	0	0.000	0	0	0.000	1	0	1	1.0	1	0	0	0	1	2	2.0
New Mexico.....11/13/21	5	0	1	0.000	0	0	0.000	0	2	0.000	1	0	1	1.0	1	0	0	0	1	0	1.0
Maine.....11/15/21	14	1	1	1.000	1	1	1.000	1	2	500	1	0	1	1.0	0	2	0	0	4	4	2.0
vs Southern Ill.....11/19/21	9	1	2	500	0	0	0.000	0	0	0.000	0	2	2	1.3	3	0	0	0	0	2	2.0
vs Duquesne.....11/20/21	16	2	3	667	0	1	0.000	0	0	0.000	2	5	7	2.4	3	1	1	2	0	4	2.4
vs Brown.....11/22/21	9	0	0	0.000	0	0	0.000	0	0	0.000	0	3	3	2.5	3	0	1	0	0	0	2.0
Stanford.....11/28/21	4	0	1	0.000	0	1	0.000	1	2	500	1	0	1	2.3	0	0	0	0	0	1	1.9
at UCLA.....12/01/21	11	1	3	333	0	1	0.000	0	0	0.000	0	2	2	2.3	0	0	0	0	0	2	1.9
Tennessee.....12/04/21	4	1	1	1.000	0	0	0.000	1	1	1.000	0	1	2	1.0	0	2	0	0	0	3	2.0
Eastern Wash.....12/08/21	8	1	2	500	1	2	500	0	0	0.000	0	2	2	2.1	1	1	0	0	0	3	2.1
Milwaukee.....12/10/21	10	4	5	800	1	1	1.000	0	0	0.000	1	1	2	2.1	0	0	1	0	1	9	2.7
CSU Bakersfield.....12/18/21	11	0	0	0.000	0	0	0.000	0	0	0.000	0	2	2	2.1	1	0	1	0	2	0	2.5
Washington St.....01/06/22	2	0	0	0.000	0	0	0.000	0	0	0.000	0	0	0	1.9	0	0	0	0	0	0	2.3
Washington.....01/09/22	14	0	1	0.000	0	0	0.000	0	0	0.000	3	2	5	2.1	1	4	1	0	0	0	2.1
at Arizona.....01/13/22	14	2	4	500	0	0	0.000	2	2	1.000	2	1	3	2.2	2	0	0	0	0	6	2.4
at Arizona St.....01/15/22	11	0	1	0.000	0	0	0.000	2	2	1.000	1	1	2	2.2	2	1	2	1	0	2	2.4
Southern California.....01/20/22	15	1	1	1.000	1	1	1.000	0	0	0.000	1	3	4	2.3	1	0	1	0	0	3	2.4
UCLA.....01/22/22	16	0	1	0.000	0	1	0.000	1	1	2.3	0	0	0	0	0	1	0	0	0	0	2.3
at Oregon.....01/25/22	15	1	4	250	1	1	1.000	0	0	0.000	3	1	4	2.4	1	1	0	0	0	3	2.3
at Washington.....01/27/22	18	1	2	500	1	1	1.000	0	0	0.000	1	1	2	2.4	1	1	2	0	0	3	2.4
at Washington St.....01/30/22	22	1	6	167	1	2	500	0	1	0.000	3	2	5	2.5	2	1	1	0	0	3	2.4
Oregon.....02/03/22	16	0	1	0.000	0	1	0.000	1	1	2.5	1	1	2	2.5	1	1	0	0	0	0	2.3
Oregon St.....02/05/22	21	3	4	750	1	1	1.000	0	0	0.000	2	6	8	2.7	3	3	1	0	0	7	2.5
Utah.....02/12/22	22	0	0	0.000	0	0	0.000	0	5	2.8	3	0	2	0	0	0	0	0	0	0	2.4
at Oregon St.....02/15/22	23	5	6	833	3	4	750	1	3	333	0	3	3	2.8	1	0	0	0	0	14	2.8
at California.....02/17/22	14	0	1	0.000	0	0	0.000	0	2	2.8	0	1	0	0	0	0	0	0	0	0	2.7
at Stanford.....02/19/22	21	1	2	500	0	1	0.000	0	0	0.000	1	4	5	2.9	2	4	1	0	1	2	2.7
Arizona St.....02/24/22	21	1	2	500	0	1	0.000	0	1	2.8	2	0	0	0	0	0	0	0	0	2	2.7
Arizona.....02/26/22	14	1	3	333	0	1	0.000	0	0	0.000	1	1	2	2.8	3	1	0	0	0	2	2.7
at Utah.....03/05/22	25	1	3	333	0	0	0.000	1	2	500	0	4	4	2.8	3	0	0	0	0	3	2.7
vs Oregon.....03/10/22	16	1	3	333	1	1	1.000	0	0	0.000	1	2	3	2.8	2	2	0	0	1	3	2.7
vs Arizona.....03/11/22	19	1	5	200	0	1	0.000	0	0	0.000	1	1	2	2.8	2	1	0	0	0	2	2.7
St. Bonaventure.....03/15/22	14	1	3	333	0	1	0.000	0	0	0.000	1	1	2	2.8	0	0	1	0	0	2	2.6
Total	468	33	75	440	12	26	462	9	17	529	30	61	91	2.8	45	25	19	3	13	87	2.6

2022-23 (at Colo).....Date GS	Min	FG	FGA	Pct	3FG	FGA	Pct	FT	FTA	Pct	OR	DR	Tot	Avg	PF	A	TO	Blk	Stl	Pts	Avg
UC Riverside.....11/07/22	17	1	4	250	1	2	500	0	0	0.000	3	3	6	6.0	2	0	2	0	0	3	3.0
at Grambling.....11/11/22	14	1	1	1.000	0	0	0.000	2	2	1.000	1	1	2	4.0	1	1	1	0	0	2	4.3
vs Tennessee.....11/13/22	18	1	5	200	0	3	0.000	0	0	0.000	0	1	1	3.0	1	0	1	0	1	2	3.0
vs Massachusetts.....11/17/22	9	0	3	0.000	0	2	0.000	0	0	0.000	1	1	2	2.8	0	0	0	0	0	0	2.3
vs Texas A&M.....11/18/22	19	3	5	600	2	2	0.000	1	1	1.000	0	2	2	2.6	4	3	0	0	1	7	3.2
vs Boise St.....11/20/22	17	0	3	0.000	0	1	0.000	2	4	500	0	3	3	2.7	2	1	1	0	0	2	3.0
Yale.....11/27/22	7	0	2	0.000	0	2	0.000	0	0	0.000	0	0	0	2.3	1	0	1	0	0	0	2.6
Arizona St.....12/01/22	9	2	2	1.000	1	1	1.000	1	2	500	1	3	4	2.5	1	0	1	2	0	6	3.0
at Washington.....12/04/22	21	1	5	200	0	2	0.000	2	2	1.000	2	4	6	2.7	2	1	0	2	0	4	3.1
Colorado St.....12/08/22	18	5	9	556	3	3	0.000	0	0	0.000	2	2	4	2.8	2	0	1	1	2	10	3.8
North Ala.....12/15/22	17	4	6	667	1	2	500	2	2	1.000	5	1	6	3.1	2	0	1	0	0	11	4.5
at Stanford.....12/29/22	26	4	6	667	3	3	1.000	1	1	1.000	2	4	6	3.3	1	0	1	0	1	12	5.1
at California.....12/31/22	17	1	3	333	0	1	0.000	1	1	1.000	0	0	0	3.1	1	2	1	0	1	3	4.9
Oregon.....01/05/23	24	3	5	600	0	2	0.000	0	0	0.000	2	9	11	3.6	3	1	0	0	1	6	5.0
Oregon St.....01/07/23	23	1	5	200	1	2	500	1	2	500	1	8	9	4.0	2	0	1	0	0	4	4.9
at Southern California.....01/12/23	23	1	4	250	0	1	0.000	0	0	0.000	1	5	6	4.1	0	1					

STUDENT-ATHLETE PROFILES

RYAN MUTOMBO

12

Center • 7-2 • 255 • Senior • Atlanta, Ga. • The Lovett School / Georgetown

General

Atlanta high school star who returned home to play at Georgia Tech following three seasons at Georgetown ... Has one season of eligibility at Tech ... Played a total of 54 games, making one start, over three seasons with the Hoyas ... Averaged 8.1 minutes per game, 3.3 points and 2.3 rebounds ... Connected on 51.8 percent of his shots from the floor ... Son of the late Georgetown and Atlanta Hawks star Dikembe Mutombo ... Youngest of three children ... Received his bachelor's degree in government, with a minor in Black studies, from Georgetown in spring of 2024 ... Enrolled in Tech's Master's program in management



2023-24 (Junior at Georgetown)

Appeared in 15 games, playing a total of 55 minutes ... Scored 11 points on the season and contributed 18 rebounds, a steal and a block ... Recorded a season-high four points and three rebounds in win over Le Moyne (Nov. 7)

2022-23 (Sophomore at Georgetown)

Appeared in 12 games as a sophomore, averaging 2.5 points and 1.9 rebounds per game ... Recorded an efficient season-high seven points in eight minutes of game against Marquette on February 11, fueled by a perfect 3-for-3 performance from the field and 1-1 effort from the charity stripe.

2021-22 (Freshman at Georgetown)

Appeared in 27 games as a freshman, making one start and averaging 5.1 points and 3.0 rebounds per game ... Ranked second on the team with 23 blocks ... Recorded first career double-double with 15 points and 11 rebounds while adding four blocks against UMBC (Dec. 8, 2021)

High School

A product out of the Lovett School in Atlanta, he was named All-State first team at center by the Atlanta Journal Constitution his senior season ... He surpassed the 1,500-point milestone at the Lovett School ... As a junior, he averaged 24 points, 12 rebounds and 4.8 blocked shots per game ... Was a 4-star prospect in the class of 2021 ranked No. 112 nationally by 247Sports, No. 17 among centers

CAREER HIGHS

Points: 15 vs. UMBC, 12/08/21
Field Goals Made: 7 vs. UMBC, 12/08/21
Field Goal Attempts: 15 vs. UMBC, 12/08/21
3-Point Field Goals Made: 1 vs. Saint Joseph's, 11/26/21
3-Point Field Goal Attempts: 1 vs. Creighton, 02/12/22
Free Throws Made: 5 vs. at St. John's (NY), 01/16/22
Free Throw Attempts: 5 at St. John's (NY), 01/16/22
Rebounds: 11 vs. UMBC, 12/08/21
Assists: 2 vs. Butler, 01/13/22
Blocks: 4 vs. UMBC, 12/08/21
Steals: 2 vs. Creighton, 02/12/22; vs. Providence, 2/26/23
Minutes: 23 vs. St. John's (NY), 02/03/22

GAME-BY-GAME STATISTICS

2021-22 (at Glown).....Date	GS	Min	FG	FGA	Pct	3FG	3FGA	Pct	FT	FTA	Pct	OR	DR	Tot	Avg	PF	A	TO	Blk	Stl	Pts	Avg
Dartmouth.....11/13/21	11	2	4	500	0	0	.000	2	2	1.000	2	1	3	3.0	2	0	2	0	0	6	6.0	
American.....11/16/21	9	1	1	1.000	0	0	.000	0	0	.000	0	2	2	2.5	0	0	0	0	1	2	4.0	
Siena.....11/19/21	13	1	3	.333	0	0	.000	0	0	.000	1	0	1	2.0	1	0	1	1	0	2	3.3	
vs San Diego St.....11/25/21	13	1	4	.250	0	0	.000	0	1	1.000	2	2	4	2.5	1	0	1	2	0	2	3.0	
vs Saint Joseph's.....11/26/21	9	2	3	.667	1	1	1.000	0	0	.000	0	3	3	2.6	2	0	0	0	0	5	3.4	
Longwood.....11/30/21	6	0	3	.000	0	0	.000	0	0	.000	1	0	1	2.3	0	0	0	0	1	0	0	2.8
at South Carolina.....12/05/21	16	4	9	.444	0	0	.000	0	0	.000	5	1	6	2.9	2	0	0	2	0	2	8	3.6
UMBC.....12/08/21	18	7	15	.467	0	0	.000	1	3	.333	5	6	11	3.9	1	1	0	4	1	15	5.0	
Syracuse.....12/11/21	10	1	2	.500	0	0	.000	2	2	1.000	0	1	1	3.6	1	0	0	0	0	4	4.9	
Howard.....12/15/21	12	3	5	.600	0	0	.000	0	1	1.000	2	1	3	3.5	1	0	0	0	0	6	5.0	
TJU.....12/18/21	12	3	6	.500	0	0	.000	2	4	.500	5	1	6	3.7	2	0	0	3	0	8	5.3	
Butler.....02/01/22	17	4	5	.800	0	0	.000	0	0	.000	4	2	6	3.9	1	2	1	1	0	8	5.5	
at St. John's (NY).....01/16/22	8	1	2	.500	0	0	.000	5	5	1.000	2	0	2	3.8	0	1	0	0	0	7	5.6	
at Providence.....01/20/22	4	0	0	.000	0	0	.000	0	0	.000	0	0	0	3.5	0	0	0	0	0	0	0	5.2
at UConn.....01/25/22	22	2	7	.286	0	0	.000	2	2	1.000	3	3	6	3.7	3	0	0	0	0	6	5.3	
at Butler.....01/29/22	7	2	4	.500	0	0	.000	1	1	1.000	0	1	1	3.5	2	0	0	2	0	5	5.3	
Seton Hall.....02/01/22	22	3	5	.600	1	1	1.000	0	0	.000	3	3	6	3.6	2	1	3	0	0	6	5.3	
St. John's (NY).....02/03/22	23	4	8	.500	0	0	.000	1	2	.500	3	4	7	3.8	3	0	2	0	0	9	5.5	
Providence.....02/06/22	18	2	3	.667	0	1	1.000	2	2	1.000	1	1	2	3.7	2	0	2	2	1	6	5.5	
at DePaul.....02/09/22	15	3	5	.600	0	0	.000	0	1	1.000	0	1	1	3.6	2	0	1	0	0	6	5.6	
Creighton.....02/12/22	12	2	4	.500	0	1	1.000	0	0	.000	0	1	1	3.5	1	0	1	0	2	4	5.5	
at Villanova.....02/19/22	8	3	5	.600	0	0	.000	0	0	.000	4	2	2	3.4	0	0	0	1	0	6	5.5	
DePaul.....02/24/22	15	1	2	.500	0	0	.000	1	2	.500	2	1	3	3.4	2	0	0	1	1	3	5.4	
UConn.....02/27/22	11	3	6	.500	0	0	.000	3	3	1.000	1	1	2	3.3	0	0	0	0	0	9	5.5	
at Seton Hall.....03/02/22	3	0	0	.000	0	0	.000	0	0	.000	0	1	1	3.2	2	0	0	0	0	0	0	5.3
at Xavier.....03/05/22	4	1	2	.500	0	0	.000	2	2	1.000	1	0	1	3.2	1	0	0	0	0	4	5.3	
vs Seton Hall.....03/09/22	1	0	0	.000	0	0	.000	0	0	.000	0	0	0	3.0	2	0	0	0	0	0	0	5.1
Total.....	319	56	113	.496	1	4	.250	24	33	.727	43	39	82	3.0	36	3	13	23	6	137	5.1	

2022-23 (at Glown).....Date	GS	Min	FG	FGA	Pct	3FG	3FGA	Pct	FT	FTA	Pct	OR	DR	Tot	Avg	PF	A	TO	Blk	Stl	Pts	Avg
Coppin St.....11/08/22	2	0	0	.000	0	0	.000	0	0	.000	0	1	1	1.0	0	0	0	0	0	0	0	0.0
Green Bay.....11/11/22	7	1	1	1.000	0	0	.000	1	1	1.000	1	0	1	1.0	1	0	0	0	1	0	3	1.5
vs LMU (CA).....11/18/22	3	2	2	1.000	0	0	.000	0	0	.000	1	1	2	1.3	2	0	1	1	0	4	2.3	
vs La Salle.....11/20/22	7	1	2	.500	0	0	.000	1	2	.500	1	2	3	1.8	0	0	0	0	0	2	2.3	
American.....11/23/22	11	3	4	.750	0	0	.000	2	2	1.000	0	1	3	2.4	1	0	0	2	0	6	3.0	
Villanova.....01/04/23	1	0	0	.000	0	0	.000	0	0	.000	0	0	0	2.0	0	0	0	0	0	0	0	2.5
DePaul.....01/24/23	3	0	0	.000	0	0	.000	0	0	.000	0	2	2	2.0	0	0	0	0	0	0	0	2.1
Creighton.....02/01/23	2	0	0	.000	0	0	.000	0	0	.000	0	0	0	1.8	1	0	0	0	0	0	0	1.9
Marquette.....02/11/23	8	3	3	1.000	0	0	.000	1	1	1.000	3	1	4	2.0	1	0	1	0	0	7	2.4	
at Seton Hall.....02/14/23	10	1	2	.500	0	0	.000	4	4	1.000	0	1	1	1.9	3	0	1	0	1	6	2.8	
St. John's (NY).....02/22/23	3	0	0	.000	0	0	.000	0	0	.000	0	0	0	1.7	0	0	0	0	0	0	0	2.5
Providence.....02/26/23	8	1	2	.500	0	0	.000	0	0	.000	1	3	4	1.9	0	0	0	0	2	2	2.5	
Total.....	65	12	16	.750	0	0	.000	6	8	.750	9	14	23	1.9	9	0	3	4	3	30	2.5	

2023-24 (at Glown).....Date	GS	Min	FG	FGA	Pct	3FG	3FGA	Pct	FT	FTA	Pct	OR	DR	Tot	Avg	PF	A	TO	Blk	Stl	Pts	Avg
Le Moyne.....11/07/23	6	1	1	1.000	0	0	.000	2	3	.667	1	2	3	3.0	0	0	0	0	0	4	4.0	
Holy Cross.....11/11/23	3	0	0	.000	0	0	.000	0	0	.000	1	1	2	2.5	0	0	0	0	0	0	0	2.0
at Rutgers.....11/15/23	10	0	2	.000	0	0	.000	1	2	.500	4	2	6	3.7	1	0	0	0	0	1	1.7	
Mount St. Mary's.....11/18/23	3	0	0	.000	0	0	.000	0	0	.000	0	0	0	2.8	0	0	0	0	0	0	0	1.3
American.....11/19/23	6	0	0	.000	0	0	.000	0	2	.000	0	1	1	2.4	1	0	0	0	0	0	1.0	
Jackson St.....11/25/23	2	0	0	.000	0	0	.000	0	0	.000	0	0	0	2.0	1	0	0	0	0	0	0	0.8
Merimack.....11/29/23	4	0	0	.000	0	0	.000	0	0	.000	0	0	0	1.7	0	0	0	0	0	0	0	0.7
at Notre Dame.....12/16/23	2	0	0	.000	0	0	.000	0	0	.000	0	1	1	1.6	0	0	0	0	0	0	0	0.6
at Butler.....12/19/23	1	0	0	.000	0	0	.000	0	0	.000	0	0	0	1.4	0	0	0	0	0	0	0	0.6
at Marquette.....12/22/23	4	1	2	.500	0	0	.000	0	0	.000	1	1	2	1.5	0	0	1	0	0	2	0.7	
Creighton.....01/02/24	3	0	0	.000	0	0	.000	0	0	.000	0	1	1	1.5	0	0	0	0	0	0	0	0.6
at Xavier.....01/19/24	3	0	1	.000	0	0	.000	0	0	.000	1	0	1	1.4	1	0	1	0	0	0	0	0.6
at Providence.....01/27/24	1	0	0	.000	0	0	.000	0	0	.000	0	0	0	1.3	0	0	0	0	0	0	0	0.5
UConn.....02/10/24	3	1	2	.500	0	0	.000	0	0	.000	0	1	1	1.3	0	0	0	0	0	2	0.6	
at Creighton.....02/13/24	4	0	0	.000	0	0	.000	2	2	1.000	0	0	0	1.2	0	0	0	0	1	2	0.7	
Total.....	55	3	8	.375	0	0	.000	5	9	.556	8	10	18	1.2	4	0	1	1	1	11	0.7	

CAREER STATISTICS

Year	GP	GS	MP	Avg	FG	FGA	Pct	3FG	3FGA	Pct	FT	FTA	Pct	Off	Def	Tot	Avg	PF	FO	Ast	TO	Blk	Stl	Pts	Avg
2021-22	27	1	319	11.8	56	113	.496	1	4	.250	24	33	.727	43	39	82	3.0								

STUDENT-ATHLETE PROFILES

DUNCAN POWELL

31

Forward • 6-8 • 235 • Redshirt Junior • Conover, N.C. • DeSoto (Tex.) HS / North Carolina A&T / Sacramento State

General

Former top-100 high school prospect who transferred to Tech from Sacramento State ... Improving frontcourt player who has two years of Division I collegiate experience, having spent two years (red-shirted one year) at North Carolina A&T ... Born in Conover, N.C. ... A communication studies major at Sacramento State, made the Big Sky Conference All-Academic team in 2023-24 ... Enrolled in applied language and intercultural studies at Tech.



2023-24 (Sophomore at Sacramento State)

Played in 29 games, including 23 starts ... Missed the final five games of the season with injury ... Was the Hornets' leading scorer (12.1 ppg) and rebounder (7.0 rpg) ... The rebounds ranked sixth in the Big Sky Conference ... Also averaged 2.0 assists and 26.5 minutes while shooting 49 percent (130-264) from the field and 69 percent (76-111) from the free throw line ... Averaged 3.8 trips to the free throw line per game ... Scored in double figures 21 times, pulled 10-plus rebounds six times, and had five double-doubles ... Posted just the second triple-double in the Hornets' Division I era with 13 points, 15 rebounds and 10 assists vs. Bethesda ... Led the team in scoring 12 times, rebounding 18 times, and assists on eight occasions ... Of his 203 rebounds, 81 came on the offensive glass ... His average of 2.8 offensive boards per game ranked second in the Big Sky ... Had a team-best 12 dunks ... Of the Hornets' six double-doubles during the season, Powell registered five of them ... Scored in double figures 13 times in 14 games during a stretch from Nov. 22-Jan. 20

2022-23 (Redshirt freshman at North Carolina A&T)

Played in 30 games for the Aggies, including four starts ... Named to the CAA all-Rookie team ... Averaged 8.0 points, 5.7 rebounds, 0.7 steals, 0.7 blocked shots and 22.5 minutes per game while shooting 42 percent from the field ... Saw his minutes steadily increase as the season went on, scoring in double figures and playing at least 30 minutes each of the last five games ... During that five-game stretch to end the season, he averaged 16.0 points, 9.6 rebounds and 33.8 minutes per game while shooting 45 percent from the field ... That included double-doubles against Hampton (16 points, 15 rebounds) and Towson (18 points, 10 rebounds) ... Season-high 20 points came on Jan. 4 against nationally ranked College of Charleston, which won 31 games and advanced to the NCAA Tournament

2021-22 (Freshman at North Carolina A&T)

Did not play in 2021-22 while taking a redshirt

High School

Prepped at DeSoto High School in DeSoto, Texas ... During his junior season of ball at DeSoto, he averaged 21.1 points, 8.2 rebounds and 5.0 assists, then was sidelined his senior year due to injury ... Ranked No. 84 overall in the 2021 class according to ESPN, the highest rated recruit in North Carolina A&T history

CAREER HIGHS - SACRAMENTO STATE

Points: 20 vs. Northern Ariz., 02/15/24
 Field Goals Made: 9 vs. Northern Colo., 02/17/24
 Field Goal Attempts: 15 vs. Idaho, 12/28/23
 3-Point Field Goals Made: 2 vs. at Idaho, 12/28/23
 3-Point Field Goal Attempts: 5 vs. Cal St. Fullerton, 12/09/23
 Free Throws Made: 7 vs. at Northern Ariz., 01/20/24
 Free Throw Attempts: 9 vs. at Northern Ariz., 01/20/24
 Rebounds: 15 vs. Bethesda (CA), 12/21/23
 Assists: 10 vs. Bethesda (CA), 12/21/23
 Blocks: 2 vs. Montana St., 01/25/24
 Steals: 2 vs. Bethesda (CA), 12/21/23
 Minutes: 35 vs. Weber St., 01/11/24

CAREER HIGHS - NORTH CAROLINA A&T

Points: 20 vs. Col. of Charleston, 01/04/23
 Field Goals Made: 8 at Towson, 02/18/23
 Field Goal Attempts: 23 at Towson, 02/18/23
 3-Point Field Goals Made: 3 vs. Col. of Charleston, 01/04/23
 3-Point Field Goal Attempts: 6 vs. Col. of Charleston, 01/04/23
 Free Throws Made: 7 at Northeastern, 12/29/22
 Free Throw Attempts: 10 at Northeastern, 12/29/22
 Rebounds: 15 vs. Hampton, 02/25/23
 Assists: 3 vs. Edward Waters, 11/07/22
 Blocks: 2 at Towson, 02/18/23
 Steals: 3 vs. UNCW, 01/07/23
 Minutes: 40 vs. Delaware, 02/23/23

GAME-BY-GAME STATISTICS

2022-23 (at NCAI)	Date	GS	Min	FG	FGA	Pct	3FG	3FGA	Pct	FT	FTA	Pct	OR	DR	Tot	Avg	PF	A	TO	Blk	Stl	Pts	Avg
Edward Waters	11/07/22	18	1	7	143	0	2	0	0	0	0	0	3	5	8	5.5	0	3	1	1	1	2	4.5
at Iowa	11/11/22	19	1	4	250	0	1	0	0	1	2	500	0	2	2	4.3	2	0	0	1	0	3	4.0
at Iowa St.	11/13/22	21	1	5	200	0	3	0	0	1	2	500	2	6	8	5.3	3	0	3	0	1	3	3.8
at Wofford	11/20/22	10	1	5	200	0	2	0	0	5	6	833	1	1	2	4.6	0	0	0	0	0	1	7.4
St. Andrews	11/22/22	18	3	6	500	0	1	0	0	0	0	0	0	3	3	4.3	2	0	0	1	0	6	4.7
Greensboro	11/26/22	16	1	4	250	0	0	0	0	2	0	0	0	4	4	4.3	3	0	2	0	3	2	4.3
UNC Greensboro	11/30/22	26	4	8	500	1	3	333	0	0	0	0	0	1	4	5.4	2	1	1	1	0	9	4.9
at Houston	12/13/22	20	0	3	000	0	2	0	0	1	2	500	0	2	2	4.1	2	1	1	1	1	1	4.4
vs Norfolk St.	12/18/22	10	1	2	500	0	0	0	0	1	2	500	0	0	0	3.7	0	0	0	0	0	0	3.4
at UTEP	12/21/22	28	2	9	222	1	2	500	2	2	1,000	2	6	8	4.1	3	2	0	0	0	0	7	4.5
vs New Mexico St.	12/22/22	21	0	4	000	0	3	0	0	0	0	0	0	0	0	3.8	2	0	0	1	0	0	4.2
at Northeastern	12/29/22	25	5	7	714	0	0	0	0	7	10	700	3	4	7	4.0	2	0	0	1	2	17	5.2
at Hofstra	12/31/22	30	7	9	778	1	1	1,000	3	4	750	2	10	12	4.6	4	1	2	1	0	1	18	6.1
Col. of Charleston	01/04/23	31	7	14	500	3	6	500	3	4	750	2	4	6	4.7	0	0	3	1	1	1	20	7.0
UNCW	01/07/23	26	1	6	167	0	2	0	0	3	7	429	3	2	5	4.7	1	2	5	0	3	5	6.9
at Elon	01/11/23	19	4	4	1,000	1	1	1,000	5	6	833	3	6	9	4.9	2	0	4	0	1	0	14	7.3
Stony Brook	01/14/23	24	2	5	400	0	1	0	0	2	5	400	2	4	6	5.0	2	0	0	1	0	6	7.2
at Hampton	01/16/23	17	2	4	500	0	0	0	0	3	7	429	1	2	3	3.0	1	1	0	0	1	7	7.0
Towson	01/19/23	28	2	4	500	0	1	0	0	2	2	1,000	1	3	4	4.9	4	1	2	2	0	6	7.2
at William & Mary	01/21/23	18	2	5	400	0	1	0	0	0	0	0	1	7	8	5.1	1	1	0	0	1	4	7.0
Drexel	01/26/23	8	0	2	000	0	1	0	0	0	0	0	1	1	2	5.0	0	0	1	0	0	0	6.7
Mormouth	01/28/23	24	1	2	500	0	1	0	0	1	2	500	0	7	7	5.0	1	1	0	1	1	3	6.5
at UNCW	02/02/23	13	2	2	1,000	0	0	0	0	0	0	0	1	2	3	5.0	0	0	0	0	1	4	6.4
Elon	02/08/23	23	2	3	667	0	0	0	0	5	9	556	1	6	7	5.0	1	0	1	2	0	9	6.5
at Stony Brook	02/11/23	14	1	6	167	0	1	0	0	1	2	500	2	1	3	5.0	1	0	0	0	1	3	6.4
at Mormouth	02/13/23	32	5	9	556	1	3	333	6	7	857	1	7	8	5.1	1	1	3	1	0	1	17	6.8
at Towson	02/18/23	36	8	23	348	0	3	0	0	2	2	1,000	5	5	10	5.3	4	2	0	1	1	18	6.2
Delaware	02/23/23	40	7	13	538	2	3	667	3	5	600	0	7	7	5.3	2	2	1	1	0	1	19	7.6
Hampton	02/25/23	31	7	11	636	1	2	500	1	1	1,000	4	11	15	5.7	3	2	4	1	0	0	16	7.9
vs Stony Brook	03/04/23	30	4	13	308	0	3	0	0	2	5	400	4	4	8	5.7	3	0	1	0	1	10	8.0
Total		676	84	199	422	11	49	224	60	96	625	46	126	172	5.7	50	23	35	20	21	239	8.0	

2023-24 (at SACST)	Date	GS	Min	FG	FGA	Pct	3FG	3FGA	Pct	FT	FTA	Pct	OR	DR	Tot	Avg	PF	A	TO	Blk	Stl	Pts	Avg
at Nevada	11/07/23	27	6	11	545	1	4	250	2	3	667	1	7	8	8.0	4	1	2	1	0	0	15	15.0
at Stanford	11/10/23	27	5	11	455	2	3	667	2	4	500	4	9	13	10.5	2	2	2	0	0	0	14	14.5
Pacific Union	11/14/23	17	8	8	1,000	0	0	0	0	4	6	667	6	7	13	11.3	0	4	1	0	2	20	16.3
at Tulane	11/17/23	29	5	10	500	1	2	500	6	7	857	1	12	13	11.8	4	3	3	0	0	0	17	16.5
vs CSU Bakersfield	11/20/23	35	2	6	333	1	4	250	2	2	1,000	5	6	11	11.6	3	3	1	1	0	0	7	14.6
vs Austin Peay	11/22/23	27	2	5	400	1	3	333	5	5	1,000	1	2	3	10.2	4	4	3	0	1	0	10	13.8
at UC Davis	11/26/23	34	7	10	700	0	1	0	0	5	7	714	1	5	6	9.6	1	4	0	0	0	19	14.6
at Long Beach St.	12/02/23	27	5	10	500	0	1	0	0	4	2	500	2	4	6	9.1	4	4	4	1	2	11	14.1
Cal St. Fullerton	12/09/23	29	4	11	364	1	5	200	4	6	667	4	5	9	9.1	3	2	4	0	1	0	13	14.0
UC San Diego	12/18/23	28	3	5	600	1	1	1,000	3	4	750	3	4	7	8.9	1	3	3	2	0	0	10	13.6
Bethesda (CA)	12/21/23	27	5	8	625	0	1	0	0	3	4	750	4	11	15	9.5	0	10	0	0	2	13	13.5
at Idaho	12/28/23	31	7	15	467	2	3	667	4	8	500	3	5	8	9.3	3	2	3	0	0	0	20	14.1
at Eastern Wash	12/30/23	30	4	9	444	0	2	0	0	0	0	0	2	4	6	9.1	2	1	4	1	0	8	13.6
Kansas City	01/03/24	14	5	7	714	0	0	0	0	3	5	000	1	4	5	8.8	3	1	0	0	0	10	13.4
at St. Thomas (MN)	01/06/24	34	7	10	700	1	2	500	1	2	1,000	3	3	6	8.6	0	0	1	0	0	0	16	13.5
Weber St.	01/11/24	35	7	14	500	1	1	1,000	4	6	667	4	4	8	8.6	2	0	2	0	1	0	19	13.9
Idaho St.	01/13/24	32	3	12	250	0	2	0	0	4	4	1,000	4	4	8	8.5	0	1	1	0	1	10	13.6
at Northern Colo.	01/18/24	29	4	13	308	0	3	0	0	3	4	750	2	1	3	8.2	2	1	0	0	0	11	13.5
at Northern Ariz.	01/20/24	25	3	11	273	0	1	0	0	7	9	778	2	5	7	8.2	3	1	1	1	1	13	13.5
Montana St.	01/25/24	22	2	4	500	0	0	0	0	1	2	500	3	0	3	7.9	2	1	5	2	1	5	13.1
Montana	01/27/24	28	2	9	222	1	3	333	1	2	500	1	6	7	7.9	2	0	2	0	0	0	6	12.7
at Portland St.	02/03/24	19	4	5	800	0	0	0	0	3	3	1,000	1	2	3	7.6	3	0	1	0	0	11	12.6
Idaho	02/05/24	26	1	4	250	0	0	0	0	3	4	750	4	2	6	7.6	3	2	1	0	0	5	12.3
Idaho St.	02/08/24	17	3	12	250	0	1	0	0	0	0	0	2	1	3	7.4	1	0	1	0	0	6	12.0
at Weber St.	02/10/24	30	7	9	778	0	1	0	0	3	3	1,000	2	3	5	7.3	1	2	2	0	0	17	12.2
Northern Ariz.	02/15/24	29	8	12	667	0	0	0	0	4	6	667	7	3	10	7							

STUDENT-ATHLETE PROFILES

NAITHAN GEORGE

1

Guard • 6-3 • 185 • Sophomore • Toronto, Ontario • Canyon International Academy (Glendale, Ariz.)

General

Point guard from Canada who attended Canyon International Academy in Glendale, Ariz., for his final three years of high school ... Signed with Tech mid-summer 2023 ... Enjoyed an outstanding freshman season in which he became the starting point guard for the Yellow Jackets ... Exceptional court vision and tremendous work ethic ... Solid two-level scorer who is committed to playing both ends of the floor ... Chose Tech over offers from Texas A&M Corpus Christi, Sam Houston State, Seattle ... Was introduced to basketball by his father Anthony at age 7 ... Goes by "Nait" ... Enrolled in business administration



CAREER HIGHS

Points: 24 vs Notre Dame, 03/12/24
Rebounds: 5 at Georgia, 12/05/23; vs Wake Forest, 02/06/24; vs Florida St., 03/02/24
Assists: 11 vs Notre Dame, 01/09/24
Steals: 2 vs Notre Dame, 01/09/24; vs Nevada, 12/24/23
Blocks: 1 vs Mississippi St., 11/28/23; at Clemson, 01/16/24; vs Pittsburgh, 01/23/24
FG Made: 8 at Clemson, 01/16/24; at Wake Forest, 03/05/24; vs Notre Dame, 03/12/24
FG Attempts: 14 at Wake Forest, 03/05/24
3FG Made: 5 vs Notre Dame, 03/12/24
3FG Attempts: 8 vs Notre Dame, 03/12/24
FT Made: 8 vs North Carolina, 01/30/24
FT Attempts: 10 vs North Carolina, 01/30/24
Minutes: 39:10 vs Notre Dame, 03/12/24

CAREER HIGHS - ACC GAMES

Points: 24 vs Notre Dame, 03/12/24
Rebounds: 5 vs Wake Forest, 02/06/24; vs Florida St., 03/02/24
Assists: 11 vs Notre Dame, 01/09/24
Steals: 2 vs Notre Dame, 01/09/24
Blocks: 1 at Clemson, 01/16/24; vs Pittsburgh, 01/23/24
FG Made: 8 at Clemson, 01/16/24; at Wake Forest, 03/05/24; vs Notre Dame, 03/12/24
FG Attempts: 14 at Wake Forest, 03/05/24
3FG Made: 5 vs Notre Dame, 03/12/24
3FG Attempts: 8 vs Notre Dame, 03/12/24
FT Made: 8 vs North Carolina, 01/30/24
FT Attempts: 10 vs North Carolina, 01/30/24
Minutes: 39:10 vs Notre Dame, 03/12/24

GAME-BY-GAME STATISTICS

2023-24	Date	GS	Min	FG	FGA	Pct	3FG	3FGA	Pct	FT	FTA	Pct	OR	DR	Tot	Avg	PF	A	T	Blk	Stl	Pts	Avg	
at Cincinnati	11/22/2023		15:04	3	6	.500	2	3	.667	0	0	.000	0	1	1	1.0	1	0	3	0	0	8	8.0	
Mississippi St.	11/28/2023	*	31:46	4	10	.400	0	3	.000	3	5	.600	1	3	4	2.5	2	1	3	1	0	11	9.5	
Duke	12/02/2023	*	28:13	1	6	.167	0	4	.000	0	1	.000	0	1	1	2.0	2	9	3	0	0	2	7.0	
at Georgia	12/05/2023	*	26:36	2	9	.222	1	5	.200	0	0	.000	0	5	5	2.8	3	1	0	0	0	5	6.5	
Alabama A&M	12/09/2023	*	24:52	1	3	.333	0	2	.000	0	0	.000	2	1	3	2.8	1	8	2	0	1	2	5.6	
vs Penn St.	12/16/2023	*	33:15	4	6	.667	0	0	.000	0	0	.000	0	1	1	2.5	1	8	3	0	0	8	6.0	
vs Massachusetts	12/21/2023	*	20:59	3	3	1.000	1	1	1.000	2	2	1.000	0	2	2	2.4	3	5	3	0	0	9	6.4	
at Hawaii	12/22/2023	*	31:40	4	12	.333	2	6	.333	4	6	.667	1	1	2	2.4	2	3	1	0	0	14	7.4	
vs Nevada	12/24/2023	*	32:44	3	9	.333	0	3	.000	3	6	.500	0	1	1	2.2	0	2	0	0	0	2	9.6	
at Florida St.	01/03/2024	*	25:42	2	8	.250	0	4	.000	3	5	.600	1	3	4	2.4	1	3	1	0	1	7	7.5	
Boston College	01/06/2024	*	16:27	2	5	.400	0	1	.000	0	0	.000	0	0	0	2.2	1	4	1	0	0	4	7.2	
Notre Dame	01/09/2024	*	30:52	4	9	.444	1	5	.200	0	1	.000	0	2	2	2.2	1	11	3	0	0	2	9.7	
at Duke	01/13/2024	*	32:41	6	11	.545	3	6	.500	2	5	.400	0	2	2	2.2	2	5	1	0	0	17	8.1	
at Clemson	01/16/2024	*	36:46	8	13	.615	4	7	.571	0	0	.000	0	0	0	2.0	1	6	1	1	1	20	8.9	
Virginia	01/20/2024	*	33:09	4	8	.500	1	4	.250	6	6	1.000	0	1	1	1.9	3	9	3	0	0	15	9.3	
Pittsburgh	01/23/2024	*	37:52	3	10	.300	2	7	.286	2	2	1.000	1	0	1	1.9	2	4	1	1	0	10	9.4	
at Virginia Tech	01/27/2024	*	32:13	3	10	.300	1	2	.500	0	0	.000	2	0	2	1.9	1	8	1	0	0	7	9.2	
North Carolina	01/30/2024	*	30:07	4	10	.400	0	3	.000	8	10	.800	1	3	4	2.0	4	4	2	0	1	16	9.6	
at NC State	02/03/2024	*	34:20	5	12	.417	3	5	.600	5	6	.833	0	4	4	2.1	1	5	2	0	1	18	10.1	
Wake Forest	02/06/2024	*	32:45	4	13	.308	1	5	.200	3	3	1.000	0	5	5	2.3	2	7	3	0	0	12	10.2	
at Louisville	02/10/2024	*	25:27	1	6	.167	0	2	.000	0	1	.000	0	0	0	2.1	2	0	3	0	0	2	9.8	
at Notre Dame	02/14/2024	*	34:44	2	5	.400	1	2	.500	0	2	.000	0	4	4	2.2	0	4	2	0	0	5	9.5	
Syracuse	02/17/2024	*	19:49	0	2	.000	0	0	.000	0	0	.000	0	2	2	2.2	3	3	3	0	0	0	9.1	
Clemson	02/21/2024	*	22:59	3	7	.429	1	2	.500	0	0	.000	0	1	1	2.2	1	2	0	0	0	7	9.0	
at Miami (Fl.)	02/24/2024	*	34:50	2	5	.400	1	3	.333	0	0	.000	0	3	3	2.2	2	2	0	0	0	5	8.9	
Florida St.	03/02/2024	*	30:32	4	7	.571	2	3	.667	5	7	.714	2	3	5	2.3	1	2	0	0	0	15	9.1	
at Wake Forest	03/05/2024	*	34:31	8	14	.571	0	3	.000	0	0	.000	1	2	3	2.3	1	3	7	0	0	16	9.4	
at Virginia	03/09/2024	*	32:47	4	10	.400	0	3	.000	0	0	.000	0	4	4	2.4	1	5	3	0	0	8	9.3	
vs Notre Dame	03/12/2024	*	39:10	8	13	.615	5	8	.625	3	3	1.000	0	2	2	2.4	2	7	3	0	1	24	9.8	
Totals			28	862:53	102	242	.421	32	102	.314	49	71	.690	12	57	69	2.4	47	135	60	3	10	285	9.8

CAREER STATISTICS

Year	GP	GS	MP	Avg	FG	FGA	Pct	3FG	3FGA	Pct	FT	FTA	Pct.	Off	Def	Tot	Avg	PF	FO	Ast	TO	Blk	Stl	Pts	Avg
2023-24	29	28	863	29.8	102	242	.421	32	102	.314	49	71	.690	12	57	69	2.4	47	0	135	60	3	10	285	9.8
CAREER	29	28	863	29.8	102	242	.421	32	102	.314	49	71	.690	12	57	69	2.4	47	0	135	60	3	10	285	9.8

CAREER STATISTICS - ACC GAMES

Year	GP	GS	MP	Avg	FG	FGA	Pct	3FG	3FGA	Pct	FT	FTA	Pct.	Off	Def	Tot	Avg	PF	FO	Ast	TO	Blk	Stl	Pts	Avg
2023-24	20	20	607	30.3	70	171	.409	21	71	.296	34	49	.694	8	40	48	2.4	32	0	100	42	2	6	195	9.8
CAREER	20	20	607	30.3	70	171	.409	21	71	.296	34	49	.694	8	40	48	2.4	32	0	100	42	2	6	195	9.8

PLAYERS & STAFF

STUDENT-ATHLETE PROFILES

BAYE NDONGO

11

Forward • 6-9 • 240 • Sophomore • Mboro, Senegal • Putnam (Conn.) Science Academy

General

Versatile, skilled and athletic forward who is an excellent defender and rebounder and difficult to stop around the basket ... Enjoyed a standout freshman year and made the ACC All-Rookie team ... Voted second-team Preseason All-ACC for 2024-25 ... Competed in the NBA G League Elite Camp in May ... Has added about 25 pounds to his 6-9 frame since his freshman year ... Rated a four-star prospect by On3, three-star by Rivals and 247Sports in high school ... Nationally, was ranked as high as No. 120 by Rivals and No. 23 among power forwards ... Chose the Yellow Jackets over Michigan and Nebraska after originally committing to Rutgers in January ... Described by his Putnam coach and Tech coaches as having explosive athleticism, high motor, excellent ball handler and passer for a big, solid perimeter shooter, rebounds well, defends multiple positions and is an instinctive shot-blocker ... Has a 7-foot, 2-inch wingspan ... Grew up in a soccer family, but an older sister persuaded him to trying basketball at age 14 ... Has three brothers and five sisters ... Majoring in literature, media and communications ... Last name pronounced "nDON-go" (pronounce the N with no vowel after)



International Basketball

Most recently played for Senegal's U19 team in the U19 World Cup in 2021 ... Averaged 7.6 points, 6.0 rebounds, 1.9 assists, 1.3 steals and 0.9 blocks over seven games ... Notched double-doubles in two games Senegal won against Argentina (14 points, 14 rebounds, four assists) and Latvia (12 points, 11 rebounds, three assists, four blocks)

CAREER HIGHS

Points: 22 at Hawaii, 12/22/23; vs Notre Dame, 03/12/24
Rebounds: 19 vs Penn St., 12/16/23
Assists: 3 4 times
Steals: 3 at Georgia, 12/05/23
Blocks: 4 vs Duke, 12/02/23
FG Made: 10 at Hawaii, 12/22/23
FG Attempts: 16 vs Notre Dame, 03/12/24
3FG Made: 1 4 times
3FG Attempts: 2 vs Duke, 12/02/23; vs Notre Dame, 01/09/24
FT Made: 6 vs Nevada, 12/24/23; vs Notre Dame, 03/12/24
FT Attempts: 8 at Florida St., 01/03/24; vs Notre Dame, 03/12/24
Minutes: 40:50 at Clemson, 01/13/24

CAREER HIGHS - ACC GAMES

Points: 22 vs Notre Dame, 03/12/24
Rebounds: 14 vs Florida St., 03/02/24
Assists: 3 at Miami (FL), 02/24/24; vs Notre Dame, 3/12/24
Steals: 2 vs Notre Dame, 01/09/24
Blocks: 4 vs Duke, 12/02/23
FG Made: 9 vs Duke, 12/02/23
FG Attempts: 16 vs Notre Dame, 03/12/24
3FG Made: 1 4 times
3FG Attempts: 2 vs Duke, 12/02/23; vs Notre Dame, 01/09/24
FT Made: 6 vs Notre Dame, 03/12/24
FT Attempts: 8 at Florida St., 01/03/24; vs Notre Dame, 03/12/24
Minutes: 40:50 at Clemson, 01/13/24

GAME-BY-GAME STATISTICS

2023-24	Date	GS	Min	FG	FGA	Pct	3FG	3FGA	Pct	FT	FTA	Pct	OR	DR	Tot	Avg	PF	A	TO	Blk	Stl	Pts	Avg	
at Cincinnati	11/22/2023	*	24:02	3	7	.429	0	0	.000	2	5	.400	3	5	8	8.0	0	0	7	3	1	8	8.0	
Mississippi St.	11/28/2023	*	18:19	1	7	.143	0	1	.000	0	0	.000	3	3	6	7.0	3	3	1	1	2	2	5.0	
Duke	12/02/2023	*	26:33	9	11	.818	1	2	.500	2	3	.667	0	5	5	6.3	2	2	1	4	1	21	10.3	
at Georgia	12/05/2023	*	24:20	4	12	.333	0	0	.000	0	0	.000	5	6	11	7.5	3	3	4	3	3	8	9.8	
Alabama A&M	12/09/2023	*	17:26	1	4	.250	0	0	.000	0	0	.000	2	3	5	7.0	2	0	3	0	0	2	8.2	
vs Penn St.	12/16/2023	*	34:58	5	7	.714	0	0	.000	2	3	.667	4	15	19	9.0	3	1	0	1	0	12	8.8	
vs Massachusetts	12/21/2023	*	29:32	6	6	1.000	0	0	.000	0	1	.000	3	5	8	8.9	3	0	5	2	0	12	9.3	
at Hawaii	12/22/2023	*	29:39	10	12	.833	0	1	.000	2	2	1.000	6	6	12	9.3	5	0	0	1	0	22	10.9	
vs Nevada	12/24/2023	*	26:44	7	8	.875	0	0	.000	6	6	1.000	2	6	8	9.1	4	1	1	1	1	20	11.9	
at Florida St.	01/03/2024	*	33:52	3	5	.600	0	1	.000	4	8	.500	3	6	9	9.1	4	0	3	1	1	10	11.7	
Boston College	01/06/2024	*	30:45	8	14	.571	1	1	1.000	1	5	.200	2	8	10	9.2	5	1	2	0	0	18	12.3	
Notre Dame	01/09/2024	*	41:57	7	15	.467	1	2	.500	1	2	.500	2	7	9	9.2	1	2	3	0	2	16	12.6	
at Duke	01/13/2024	*	24:59	8	11	.727	0	0	.000	0	0	.000	1	4	5	8.8	4	1	4	1	1	16	12.8	
at Clemson	01/16/2024	*	40:50	4	8	.500	0	0	.000	3	5	.600	2	8	10	8.9	5	1	5	1	1	11	12.7	
Virginia	01/20/2024	*	28:19	6	7	.857	0	0	.000	3	4	.750	1	4	5	8.7	3	0	3	2	1	15	12.9	
Pittsburgh	01/23/2024	*	33:25	7	12	.583	0	0	.000	3	4	.750	2	6	8	8.6	1	0	4	2	1	17	13.1	
at Virginia Tech	01/27/2024	*	28:39	7	13	.538	0	0	.000	2	5	.400	5	4	9	8.6	2	0	1	2	0	16	13.3	
North Carolina	01/30/2024	*	04:32	1	2	.500	0	0	.000	0	0	.000	0	0	0	0.2	0	1	0	0	0	2	12.7	
at NC State	02/03/2024	*	19:24	1	5	.200	0	1	.000	3	4	.750	2	5	7	8.1	5	0	1	1	0	5	12.3	
Wake Forest	02/06/2024	*	32:32	6	10	.600	0	1	.000	2	4	.500	2	4	6	8.0	2	0	1	1	1	14	12.4	
at Louisville	02/10/2024	*	15:06	1	6	.167	0	0	.000	0	0	.000	2	6	8	8.0	5	0	2	0	0	2	11.8	
at Notre Dame	02/14/2024	*	27:04	5	8	.625	0	0	.000	1	1	1.000	1	4	5	7.9	4	2	1	1	1	11	11.8	
Syracuse	02/17/2024	*	30:57	6	10	.600	0	0	.000	4	5	.800	4	7	11	8.0	2	2	6	0	0	16	12.0	
Clemson	02/21/2024	*	31:04	2	9	.222	0	0	.000	4	4	1.000	1	5	6	7.9	1	1	3	1	0	8	11.8	
at Miami (FL)	02/24/2024	*	29:34	4	9	.444	0	0	.000	0	0	.000	2	5	7	7.9	1	3	3	1	0	8	11.7	
Florida St.	03/02/2024	*	24:05	6	11	.545	0	0	.000	3	3	1.000	6	8	14	8.1	4	0	2	1	1	15	11.8	
at Wake Forest	03/05/2024	*	29:24	4	8	.500	1	1	1.000	0	0	.000	1	10	11	8.2	4	1	3	0	1	9	11.7	
at Virginia	03/09/2024	*	31:58	8	12	.667	0	0	.000	5	6	.833	5	4	9	8.3	0	5	1	1	1	21	12.0	
vs Notre Dame	03/12/2024	*	35:04	8	16	.500	0	1	.000	6	8	.750	2	5	7	8.2	3	3	0	1	1	22	12.4	
Totals			29	805:03	148	265	.558	4	12	.333	59	88	.670	74	164	238	8.2	81	28	74	32	22	359	12.4

CAREER STATISTICS

Year	GP	GS	MP	Avg	FG	FGA	Pct	3FG	3FGA	Pct	FT	FTA	Pct.	Off	Def	Tot	Avg	PF	FO	Ast	TO	Blk	Stl	Pts	Avg
2023-24	29	29	805	27.8	148	265	.558	4	12	.333	59	88	.670	74	164	238	8.2	81	5	28	74	32	22	359	12.4
CAREER	29	29	805	27.8	148	265	.558	4	12	.333	59	88	.670	74	164	238	8.2	81	5	28	74	32	22	359	12.4

CAREER STATISTICS - ACC GAMES

Year	GP	GS	MP	Avg	FG	FGA	Pct	3FG	3FGA	Pct	FT	FTA	Pct.	Off	Def	Tot	Avg	PF	FO	Ast	TO	Blk	Stl	Pts	Avg
2023-24	20	20	565	28.2	103	186	.554	4	9	.444	41	63	.651	44	110	154	7.7	55	4	17	53	20	13	251	12.6
CAREER	20	20	565	28.2	103	186	.554	4	9	.444	41	63	.651	44	110	154	7.7	55	4	17	53	20	13	251	12.6

PLAYERS & STAFF

STUDENT-ATHLETE PROFILES

EMMER NICHOLS

35

Forward • 6-6 • 223 • Redshirt Sophomore • Woodside, Calif. • Sacred Heart Preparatory School

General

Enrolled at Georgia Tech for the summer term 2022 and is a non-scholarship student-athlete in the program ... Versatile player and left-handed shooter who succeeds in all facets of the game, No. 42-ranked player in the state of California according to Max Preps ... Born in Dallas, Texas ... Older brother Evan attended Tech ... His great grandfather Bill Moore attended and played tennis at Tech in the late 1930s ... Studying economics and international affairs.



High School

Played four years for coach Tony Martinelli at Sacred Heart Preparatory School, serving two years as team captain ... Helped Sacred heart to a pair of league championships, including a Central Coast Section title in 2021 ... As a senior, led SHP to a 25-5 record overall as a senior and 14-0 mark in its league ... Earned second-team Central Coast Section WBAL all-league, first-team all-league in 2020 and 2022 (MVP and defensive player of the year in 2022) ... Averaged 12.5 points and 8.4 rebounds per game as a senior, along with 2.4 assists, 2.0 steals and 1.5 blocks per game ... Made over 50 percent of his shots from the floor as a varsity player, including a 55-percent clip as a senior ... Made varsity team as a freshman, and was a starter beginning as a sophomore.

International Basketball

Spent the spring semester of his junior year in Australia where he made the ACT state representative team. He competed in the 2021 U18 Junior National Championships against the top 100 U18 players in Australia bringing home a bronze medal.

CAREER HIGHS

Rebounds: 3 vs Alabama A&M, 12/09/23

Minutes: 2:10 at Cincinnati, 11/22/2023

GAME-BY-GAME STATISTICS

2023-24	Date	GS	MIN	FG	FGA	%	3FG	FGA	%	FT	FTA	%	OFF	DEF	TOT	AVG	PF	AST	T/O	BLK	STL	PTS	AVG
at Cincinnati	11/22/2023		02:10	0	0	.000	0	0	.000	0	0	.000	0	1	1	1.0	0	0	0	0	0	0	0.0
Alabama A&M	12/09/2023		01:55	0	0	.000	0	0	.000	0	0	.000	1	2	3	2.0	0	0	0	0	0	0	0.0
Totals			04:05	0	0	.000	0	0	.000	0	0	.000	1	3	4	2.0	0	0	0	0	0	0	0.0

MARCOS SAN MIGUEL

5

Guard • 6-4 • 203 • Sophomore • Atlanta, Ga. • Campbell HS

General

First-year non-scholarship student-athlete from Campbell High School in Smyrna ... Gold Scholar at Georgia Tech enrolled in computer science with a minor in Spanish ... Officiates youth basketball in his spare time for East Marietta Basketball, Inc. ... Founded and leads organization called Take a Charge National Fundraising Campaign, in which he seeks donations for each charge he takes in basketball games, originating to raise funds for a friend who suffered a traumatic brain injury playing football, with additional funds directed toward people in need ... Is open water scuba certified ... Oldest brother Nicolás graduated from tech in 2022 in aerospace engineering ... Intends to major in computer science and develop software as a profession



High School

Four-year varsity letterwinner in basketball at Campbell High School for Coach James Gwyn, serving as team captain three years ... Helped the Spartans to a 17-12 overall record as a senior ... Graduated from Campbell with a 4.77 weighted GPA ... Also served in IB Leadership Core Team, Human Rights Club (Vice President), Interact Service Club, Chess Club, Academic Quiz Bowl, National Honor Society, Spanish Honor Society, Campbell Fellowship

CAREER HIGHS

Rebounds: 1 vs Alabama A&M, 12/09/23

FG Attempts: 2 vs Alabama A&M, 12/09/23

3FG Attempts: 1 vs Alabama A&M, 12/09/23

Minutes: 1:55 vs. Alabama A&M, 12/09/23

GAME-BY-GAME STATISTICS

2023-24	Date	GS	Min	FG	FGA	Pct	3FG	FGA	Pct	FT	FTA	Pct	OR	DR	Tot	Avg	PF	A	TO	Blk	Stl	Pts	Avg
Alabama A&M	12/09/2023		01:55	0	2	.000	0	1	.000	0	0	.000	1	0	1	1.0	0	0	1	0	0	0	0.0
Totals			01:55	0	2	.000	0	1	.000	0	0	.000	1	0	1	1.0	0	0	1	0	0	0	0.0

IBRAHIM SQUARE

30

Forward • 6-9 • 225 • Redshirt Freshman • Conakry, Guinea • Dream City Christian School (AZ)

General

Power forward prospect from Guinea who was recruited out of Canyon International Academy in Glendale, Ariz., signed in late summer of 2023 ... Red-shirted in 2023-24 and has four years of eligibility remaining ... Represented Georgia Tech in the ACC's Unity Tour in July of 2024 ... Measured 7'2 wingspan, 30 vertical ... Listed at 6-foot-7 for the FIBA 2022 U18 Championship, grown two inches since then ... Chose Tech over Oregon, Niagara and Oakland ... Surname pronounced "SWAR-ay" (rhymes with soiree) ... Enrolled in business administration



High School

Attended Dream City Christian School, which fields a national team that competes against junior colleges and on The Grind Session prep circuit ... Played well for the Arizona Unity team at the 2023 Peach Jam, averaging 7.7 points and 5.8 rebounds over six games (21.8 minutes per game)

International Basketball

Averaged 11.7 points, 7.7 rebounds and 1.7 assists for Guinea in the 2022 FIBA U18 African Championship in Madagascar ... Averaged 29.3 minutes over six games

2023-24 (freshman at Georgia Tech)

Did not see action and took a red-shirt year

STUDENT-ATHLETE PROFILES

JAEDEN MUSTAF

3

Guard • 6-5 • 210 • Freshman
Bowie, Md. • Overtime Elite (Atlanta)

General

Consensus four-star combo guard with excellent size, court vision, play-making and shooting abilities ... Ranked No. 58 nationally overall and No. 7 at his position in the 247Sports Composite ranking ... Picked Tech over a top-six list that also included NC State, Maryland, Florida State, Indiana and Arkansas ... Son of the late Maryland star and NBA first-round draft pick Jerrod Mustaf, who played for the Terrapins in the late 1980s and was selected 17th overall in the 1990 NBA draft by the New York Knicks ... Three sisters played basketball in college: Imani at Richmond, Ashley at Maryland Eastern Shore and Terah at Allegheny College ... Was born in Annapolis, Md., and is one of eight children ... Started playing organized basketball at age 6 ... Enrolled in business administration



High School/AAU

Attended Overtime Elite in Atlanta for his senior year after spending his junior season at Carmel Christian School in Matthews, N.C. ... Averaged 10.2 points, 5.6 assists and 3.8 rebounds over 16 games with the City Reapers team ... Improved to 11.1 points, 6.1 assists and 4.3 rebounds over eight games in the City Reapers' run to the finals, where they defeated RWE to win the OTE title ... Earned all-state honors at Carmel Christian and led his team to a 28-4 record and a berth in the state championship game ... Averaged 15.9 points, 5.8 rebounds and 3.8 assists per game at Carmel in 2022-23 ... Prior to that, attended DeMatha Catholic High School in Hyattsville, Md., where he averaged 8.5 points, 3.8 rebounds and 2.3 assists in 2021-22 as a sophomore ... Enjoyed an excellent summer of 2023 for the Boo Williams 17U AAU team in the summer Nike EYBL Circuit ... Led the Boo Williams team to the Peach Jam and finished in the top 10 in scoring (18.6 ppg) on the circuit ... Named MVP of the 2022 adidas 3SSB 17U Championship for the New World team.

DORYAN ONWUCHEKWA

45

Forward/Center • 6-11 • 240 • Freshman
Dallas, Texas • Faith Family Academy of Oak Cliff

General

Three-star center prospect who attended the Faith Family Academy of Oak Cliff in Dallas, Texas ... Ranked No. 112 nationally by 247Sports Composite, No. 19 at his position and No. 7 overall in the state of Texas ... Signed a letter-of-intent with Colorado in November but was released from that commitment in February ... Enrolled in business administration



High School/AAU

Helped Faith Family Academy at Oak Cliff to a 118-24 record over four years under head coach Brandon Thomas, and a perfect 34-0 mark in district play ... The Eagles won University Interscholastic League 4A state titles in 2022, 2023 and 2024, and lost in the state semifinals his freshman year ... Earned all-state honors by the Texas Association of Basketball Coaches, and was named to the all-Dallas metro team (2nd-team in 2023, 1st-team in 2024) by the Dallas Morning News ... Selected to the 4A Boys all-tournament team in 2023 and 2024, scoring 19 points with 14 rebounds in the 2024 championship game ... Averaged 16 points, 10 rebounds and two blocks as a senior while hitting 38 percent of his three-point shots, and was a McDonald's All-American game nominee, and posted similar numbers his junior year ... In the final two games of Faith Family Academy's 2023 title run, he scored 34 points and had 28 rebounds, seven assists and five blocks

DARRION SUTTON

10

Forward • 6-8 • 205 • Freshman
St. Charles, Mo. • Overtime Elite (Atlanta)

General

Four-star forward prospect from the St. Louis, Mo., area who spent his senior year at Overtime Elite in Atlanta after his game and his recruitment took off over the summer of 2023 ... Ranked No. 98 nationally in the 247Sports Composite rankings, No. 24 among small forwards and No. 11 overall in the state of Georgia ... Chose the Yellow Jackets over Michigan and Missouri ... Left-handed wing who is a high-level athlete with a rangy and elastic build, has good tools and a high ceiling, according to Adam Finkelstein of 247Sports ... Enrolled in business administration



High School/AAU

Averaged 10.6 points, 8.2 rebounds and 3.5 assists over a 17-game schedule for Team RWE at Overtime Elite in 2023-24, hitting 58.4 percent of his shots from the floor ... Helped RWE advance to the championship series of the OTE playoff, averaging 3.7 points, 4.0 rebounds and 2.3 assists over seven games ... Played his junior year at Denver (Colo.) Accelerated Way ... Participated in the NBPA Top 100 Camp and Pangos All-American Camp in the summer of 2023

DYLLAN THOMPSON

32

Guard/Forward • 6-7 • 215 • Freshman
Sugar Land, Texas • Second Baptist HS

General

Wing player who committed to the Yellow Jackets in June of 2024 and will enroll for the fall semester as a freshman ... Son of former USC All-American and 9-time WNBA all-star Tina Thompson ... Enrolled in psychology



High School

Attended Second Baptist School in Houston his junior and senior years ... Led his team in scoring at 18 points per game, and averaged 7.3 rebounds and 2.5 assists per game as a senior, helping the Eagles post a 29-9 overall record and a 13-1 mark in their district ... Also connected on 35 percent of his three-point tries (175 attempts) and 80 percent of his free throws ... Made the all-tournament team for the Texas Association of Private and Parochial Schools post-season tournament ... Selected second-team all-state and first-team all-district as a junior ... Also competed in the high jump for Second Baptist's track and field team ... Played for John Lucas' Nike EYBL team, JL3 ... Participated in the 2023 NBPA Top 100 camp in Orlando, Fla. ... Prior to Second Baptist, attended St. Anne's Belfield in Charlottesville, Va., where he averaged 3.2 points and 2.7 rebounds over 25 games in 2021-22

HEAD COACH DAMON STOUDAMIRE

PLAYERS & STAFF



Stoudamire as a Head Coach

Season	School	Overall	Conference	Postseason
2016-17	Pacific	11-22	4-14 / 9th	
2017-18	Pacific	14-18	9-9 / 4th	
2018-19	Pacific	14-18	4-12 / 9th	
2019-20	Pacific	23-10	11-5 / 13rd	
2020-21	Pacific	9-9	6-7 / 5th	
at Pacific	5 years	71-77	34-47	
2023-24	Georgia Tech	14-18	7-13	
at Georgia Tech	1 year	14-18	7-13	
Career	6th year	85-95	41-60	

Stoudamire Coaching Resume

- Georgia Tech, head coach (2023-present)
- Boston Celtics, assistant coach (2021-23)
- Pacific, head coach (2016-21)
- Memphis, assistant coach (2015-16)
- Arizona, assistant coach (2013-15)
- Rice, director of player development (2008-09)
- Memphis, assistant coach (2011-13)
- Memphis Grizzlies, assistant coach (2009-11)

Honors: All-Pac-10 Conference (1993, 1994, 1995), Pac-10 Co-Player of the Year (1995), Consensus first-team All-American (1995), finalist for the Wooden Award (1995), West Coast Conference Coach of the Year (2020), Ben Jobe Award (2020)

Playing Experience: Lettered four years at Arizona (1991-95), Toronto Raptors (1995-98), Portland Trail Blazers (1998-2005), Memphis Grizzlies (2005-08), San Antonio Spurs (2008)

Post-Season as a player and coach: NCAA Tournament as a player (1992, 1993, 1994, 1995), NCAA Final Four as a player at Arizona (1994), NCAA Tournament as an assistant coach at Arizona (2014, 2015), NCAA Tournament as an assistant coach at Memphis (2012, 2013), NBA Finals as an assistant coach with Boston Celtics (2022)

Well-known throughout the basketball world for his success as a player and coach at the collegiate and professional levels, Damon Stoudamire became the 15th head coach in Georgia Tech men's basketball history on March 14, 2023.

In his first year on The Flats, Stoudamire and his staff brought in nine new players, including four freshmen, and guided the Yellow Jackets to 14 wins, including three over top-25 teams Mississippi State, Duke and North Carolina. The Jackets beat five teams that reached the post-season, including NCAA Sweet 16 teams Clemson, Duke and North Carolina. He and the staff have followed that by attracting a recruiting class that has been ranked No. 19 nationally in the 247Sports Composite rankings.

Stoudamire, 51, came to Georgia Tech after most recently serving as an assistant coach of the Boston Celtics, who currently sit atop the NBA's Atlantic Division standings. He was with the Celtics for nearly two seasons (2021-22 and 2022-23), after a successful five-season stint as the head coach at Pacific (2016-21). At Pacific, he was named West Coast Conference Coach of the Year in 2020 after leading the Tigers to a 23-10 record in 2019-20, good for the program's best winning percentage (.697) in 15 years, and a third-place finish in the powerful WCC (behind only national powers Gonzaga and St. Mary's). He also was honored with the Ben Jobe Award, given annually to the nation's top minority head coach.

"We are thrilled that Damon Stoudamire is the head coach of our storied men's basketball program," Georgia Tech director of athletics J Batt said. "Coach Stoudamire's success and credibility as a player and coach at both the collegiate and professional levels make him a great fit to lead our program. He will serve as an outstanding mentor on and off the court and will attract talented student-athletes to The Flats."

"His impressive track record as a coach in college and the NBA, and his own experience as a student-athlete and professional player, will be invaluable assets for the Institute's men's basketball program and our student-athletes," Georgia Tech President Ángel Cabrera said. "His passion for player development and continuous improvement aligns with our culture of excellence and our commitment to student well-being and success."

Stoudamire established himself as one of his generation's premier players when he was a three-time all-conference performer, the 1995 Pac 10 co-Player of the Year and a consensus first-team All-American at Arizona, where he played for four seasons from 1991-95. After helping lead the Wildcats to the Final Four as a junior in 1994, he capped his collegiate career by averaging 22.8 points per game, en route to the co-conference Player of the Year and consensus first-team All-America recognition in 1995. He was a finalist for 1995 Wooden Award (National Player of the Year).

At the conclusion of his Arizona career, Stoudamire was the Wildcats' all-time leader in 3-pointers



HEAD COACH DAMON STOUDAMIRE



made (272) and ranked second in points (1,849) and fourth in assists (663). He was the only player in Arizona history with two 40-point games.

His amateur career also included helping lead the United States to the gold medal in the 1993 World University Games (where he led the team in assists and steals despite being the youngest player on the roster) and the bronze at the 1994 Goodwill Games.

Stoudamire was selected by the Toronto Raptors with the seventh overall pick in the 1995 NBA Draft and averaged 13.4 points and 6.1 assists per game over the course of a 13-year professional playing career that included stints with the Raptors (1995-98), Portland Trail Blazers (1998-05), Memphis Grizzlies (2005-08) and San Antonio Spurs (2008). He was named the 1996 NBA Rookie of the Year after averaging 19 points and 9.3 assists per game in his first NBA campaign, the first of four-straight seasons that he averaged at least 17 points and eight assists per contest.

Following the conclusion of his NBA playing career in 2008, Stoudamire immediately embarked on his coaching career, beginning as director of player development at Rice in 2008-09. He then went on to serve as an assistant coach with the Memphis Grizzlies for two seasons (2009-11), before getting back into the college game with stints as an assistant at Memphis (2011-13), his alma mater Arizona (2013-15) and again at Memphis (2015-16).

After helping lead Memphis and Arizona to four conference championships (two Conference USA titles at Memphis, two Pac-12 crowns at Arizona) and four NCAA Tournament berths (including back-to-back Elite Eight appearances at Arizona) in six seasons, Stoudamire was hired as the head coach at Pacific in 2016. He inherited a program coming off an 8-20 campaign and quickly built it into a WCC contender, highlighted by the 23-10 campaign in 2019-20. The Tigers' 11-5 conference record that season remains their most-ever wins in WCC play. Combined with a 9-9 record in league play in 2017-18, Stoudamire led Pacific to its only two .500-or-better conference records since the Tigers joined the WCC in 2013-14.

After posting a 9-9 overall record during the Covid-shortened 2020-21 season, Stoudamire returned to the NBA as an assistant coach for the Celtics. In his first season in Boston, he helped lead the Celtics to the 2022 NBA Finals. The Celtics stood in first place in the Atlantic Division and in second both in the Eastern Conference and in the NBA's overall league standings at the time he took the Tech position. With Boston, he coached a pair of metro-Atlanta natives in Malcolm Brogdon (Norcross, Ga.) and Jaylen Brown (Alpharetta, Ga.).

"I am humbled and honored to be the head coach at Georgia Tech," Stoudamire said. "It is an incredible honor to be entrusted with leading such a tradition-rich program. I am excited to get to work with the goal of consistently having our team compete at the championship level that we all know we can and should compete at. I'm proud to represent Georgia Tech and can't wait to walk out of the tunnel and onto the floor at the Thrillerdome in front of our fans. Go Jackets!"

A Portland, Ore. native, Stoudamire, 50, graduated from Woodrow Wilson High School in 1991 and earned his bachelor's degree from Arizona in 2008. He has a daughter, Kemeco, and two sons, Damon and Brandon.

They Said It...

"Congratulations to Damon and Georgia Tech. We are thankful for everything that Damon has contributed during in his time in Boston. He's a great teammate – he works hard, he cares about everyone in the room, and he has a special feel for the game. We will all miss having him here, but are thrilled for him and will be rooting for his success with the Yellow Jackets."

Brad Stevens, President of Basketball Operations, Boston Celtics

"Damon is a great person, successful leader, and will be a great head coach. He has an ability to build genuine relationships, connect with players, and bring an organization together for a common goal. His loyalty, basketball experience, work ethic and personality made the Celtics better. We will miss him as a person and coach. Georgia Tech is lucky to have him."

Joe Mazzulla, Head Coach, Boston Celtics

BASKETBALL STAFF

KARL HOBBS

Associate Head Coach

Karl Hobbs, who directed George Washington to three straight NCAA Tournament appearances as a head coach, captured two national titles as an assistant at Connecticut and helped Rutgers to three post-season appearances in his most recent stop, joined the Georgia Tech men's basketball staff as associate head coach in April of 2023.

Hobbs has 37 seasons of Division I coaching experience and 21 post-season appearances on his resume, and has made a significant mark on the Tech program in his first year, helping recruit the nation's 19th-ranked recruiting class (2024 class) after playing a major role in re-shaping the Yellow Jackets' roster prior to the 2023-24 season.

"Coach Hobbs is a very important addition to our program," said head coach Damon Stoudamire. "He's a really good guy and very trustworthy. He's been around the block with a lot of experience. He has coached for really good people, and, of course, has been a head coach in his own right. He's had a lot of success and built a strong reputation in the Northeast. He brings a savvy and a nurturing, calming personality that will help shape the rest of the staff. He's got a good eye for talent, and obviously has sat in this seat before and understands everything that comes with it."

In addition to playing an instrumental role in recruiting, game-planning and opponent scouting, Hobbs was key in the development of the Scarlet Knights' backcourt and perimeter players. Rutgers welcomed four-star signees from New Jersey in consecutive classes, with Ron Harper, Jr. (2018) and Paul Mulcahy (2019) both electing to stay home. After arriving on campus without a national prospect ranking, guard Geo Baker became a third-team All-Big Ten selection in 2019-20. Guard Caleb McConnell was named the Big Ten's co-Defensive Player of the Year in 2023, and earned honorable mention All-Big Ten honors along with Mulcahy and Cam Spencer.

Despite playing the among the toughest conference schedules in the Big Ten, according to Ken Pom analysis the past four seasons, Rutgers made significant strides with Hobbs on staff. RU won 53 games over the past three years, including a 32-28 mark in the Big Ten.

In 2019-20, the Scarlet Knights posted their first winning season in 14 years with a 20-11 record. It was the program's first 20-win regular season in 37 years. The team had 18 regular season home wins, the most in the nation and a program record.

The Scarlet Knights tied for fifth in the Big Ten Conference, the nation's top-rated league per Ken Pomeroy, posting an 11-9 mark in league games. RU earned its most conference victories in 29 years. RU earned its first opening road bye in a conference tournament in 25 years, and were poised to secure its first NCAA Tournament berth since 1991.

The Scarlet Knights had four double-digit victories over ranked opponents, including a 20-point win over Seton Hall in the annual Garden State Hardwood Classic, RU largest margin of victory over a ranked foe in program history. During the season, Rutgers joined the national rankings for the first time in 41 years and were ranked or receiving votes for eight weeks.

RU was recognized as the nation's Most Improved Team in 2018-19 by Sports Illustrated. The Scarlet Knights improved 70 positions in the KenPom.com rankings, best among all Power conference programs. Rutgers earned seven league victories, its most in conference play in 13 years, while competing with a roster ranked 330th in experience.

The Scarlet Knights ranked among the top three in the Big Ten in eight statistical categories in 2017-18 and won two conference tournament games for the first time since 1998. In 2016-17, Rutgers more than doubled its overall win total, while tripling their conference victory total, en route to a plus-117 rank improvement in RPI.

Hobbs served 10 seasons (2001-11) at the helm in the nation's capital, taking over a WV program at the bottom of Atlantic 10 Conference standings and eventually winning two A-10 titles (2005, 2007) in the midst of four straight post-season appearances (2004-07). He registered a 166-129 (.563) overall record, including an impressive 74 percent winning percentage from 2003-08.

In 2005-06, he guided the Colonials to their most successful year in program history, posting a 27-3 record, including a perfect 16-0 league mark in the Atlantic 10 Conference, and a No. 6 national ranking. As a result, Hobbs earned both Atlantic 10 and NABC District 4 Coach of the Year honors, while also being named one of four finalists for Naismith Coach of the Year. GW strung together a 24-game home winning streak, the fifth-longest in the nation, spanning the 2005-06 and 2006-07 seasons.

Five of Hobbs' assistants at George Washington advanced to head coaching positions, including his head coach at Rutgers, Steve Pikiell, who served as an assistant coach at GW from 2001-05.

A noted relationship-builder, Hobbs has coached and recruited numerous NBA players during his career, including Ray Allen, Richard Hamilton, Caron Butler, Emeka Okafor and Pops Mensah-Bonsu. Hobbs was selected as an assistant coach for the United States U-19 team that included two-time NBA champion and MVP Steph Curry, and DeAndre Jordan, at the 2007 FIBA World Championship. He helped guide the squad to a silver medal in Novi Sad, Serbia.

His experience on the international stage also includes serving as a court coach for the 2005 USA Men's World University Games Team Trials.



Prior to his appointment at Rutgers, Hobbs spent four seasons (2012-16) in Storrs, assisting head coach Kevin Ollie in the development of the seasonal master plan, the preparation of individual game strategies, practice sessions, fund raising and scheduling. He was also responsible for the fundamental development of all perimeter players and assisted with the organization and development of the team's worldwide recruiting plan. Last year, the Huskies won the American Athletic Conference Championship to earn an NCAA berth. It came on the heels of the 2014 national championship, in which the Huskies defeated Kentucky 60-54 in the title game at AT&T Stadium in Arlington.

A former UConn team captain, Hobbs also spent eight years as a Connecticut assistant from 1993-2001 under Jim Calhoun and helped the Huskies to six NCAA appearances, three Big East titles and the 1999 National Championship.

Prior to joining Calhoun's staff at UConn, Hobbs served as an assistant coach at Boston University for six years (1988-93). The Terriers won the North Atlantic Conference title twice and advanced to the NCAA Tournament first round in two of Hobbs' four seasons.

Hobbs was a four-year starting point guard for UConn (1980-84) under Dom Perno and was an All-Big East selection as a senior. He led the team in assists all four years and still ranks sixth on the all-time list with 534. He never missed a game and started 104 of 113 contests while earning a Bachelor of Science in Family Studies.

A native of Roxbury, Mass., Hobbs was named Massachusetts Schoolboy Player of the Year in 1979-80 after leading Cambridge Rindge and Latin High School to the state championship. He was coached scholastically by Mike Jarvis and was a teammate of Patrick Ewing.

Born August 7, 1961, Hobbs and his wife JoAnn are the proud parents of two daughters, RaShauna and Kaliah.

At-A-Glance

Full Name: Karl Hobbs

Birthdate: August 7, 1961

Hometown: Roxbury, Mass.

Family: wife JoAnn, daughters RaShauna and Kaliah

Education: Bachelor of Science in Family Studies, Connecticut, 1984

Playing Experience: Four-year starting point guard at Connecticut (1980-84)

Coaching Experience: Georgia Tech associate head coach (2023-present), Rutgers associate head coach (2016-23), Connecticut assistant coach (2012-16), Connecticut director of basketball administration (2011-12), George Washington head coach (2001-10), Connecticut assistant coach/recruiting coordinator (1993-2000), Boston University assistant coach (1988-93)

NBA Players Coached (14): Ray Allen (10x All-Star), Richard Hamilton (3x All-Star), Caron Butler (2x All-Star), Donyell Marshall, Kevin Ollie, Travis Knight, Jake Voskul, Shabazz Napier, Emeka Okafor, Khalid El-Amin, Donny Marshall, J.R. Pinnock, Pops Mensah-Bonsu and Mike Hall.

Post-season Coaching History: Rutgers (2021 NCAA First Four, 2020 NCAA second round), Connecticut (2016 AAC Champions/NCAA second round, 2015 NCAA first round, 2014 NCAA Champions), George Washington (2010 CBI first round, 2007 Atlantic 10 Champions/NCAA first round, 2006 Atlantic 10 regular-season champions/NCAA second round, 2005 Atlantic 10 Champions/NCAA first round, 2004 NIT first round), Connecticut (2001 NIT second round, 2000 NCAA second round, 1999 Big East Champions/NCAA Champions, 1998 Big East Champions/NCAA Elite Eight, 1997 NIT semifinals, 1996 Big East Champions/NCAA Sweet 16, 1995 NCAA Elite Eight, 1994 NCAA Sweet 16), Boston University (1991 NAC Champions/NCAA first round, 1989 NAC Champions/NCAA first round)

BASKETBALL STAFF

B.J. ELDER

Assistant Coach

A standout member of the Yellow Jackets' 2004 NCAA runner-up team, B.J. Elder joined the men's basketball staff in July of 2019 as associate director of player personnel. He was elevated to assistant coach in December 2023 for the remainder of the 2023-24 season. He was promoted permanently to the position in the summer of 2024.

A veteran of 10 years in European professional basketball following his stellar Tech career, Elder, 39, came to Tech following three seasons as assistant boys' basketball coach at Clarkston High School. He has served as the basketball staff's liaison with academic services, campus housing and dining, media and marketing, as well as spearheading outreach to former Tech players.

One of the most prolific 3-point shooters in school history, the 6-foot-4 Elder made his mark on the 2004 Georgia Tech team that reached the NCAA Championship game. He was named a Wooden Award finalist that season, in which he placed seventh among ACC scorers at 14.9 points per game and shot 78 percent from the foul line. Elder was an honorable mention All-America selection by the Associated Press that season, and was also named All-District 4 by the USBWA, All-District 5 by the NABC and was one of the final 20 candidates for the Wooden Award All-America team.

The Madison, Ga., native was voted to All-ACC Freshman team in 2002 and placed third in ACC Freshman of the Year voting. He went on to twice earn All-ACC honors (2003, 2004). Despite a hamstring injury that forced him to miss nine full games his senior year and hampered him throughout the remainder of the season, Elder finished his collegiate career with 1,616 points to rank 13th on the Yellow Jackets' all-time scoring list. He finished fourth on the school's all-time in 3-point field goals with 222, twice connecting on seven in a single game.

"It's a thrill to be able to come back to Georgia Tech and start the next phase of my career," said Elder, who was inducted into the Georgia Tech Sports Hall of Fame in 2017. "I'm excited to join this program and do whatever needs to be done to continue building it, help our players here and continue to keep our alumni players involved."

Elder, who attended Morgan County High School, played professionally in four countries, retiring in 2014 following three seasons in Italy. He continued to work toward his bachelor's degree, completing requirements for his degree in management in December of 2012.

He began his coaching career as an assistant basketball coach at Meadowcreek High School (2015-16) and a community coach for the Atlanta Hawks. While coaching at Clarkston High School (2016-19), Elder also served as assistant coach for the Atlanta Celtics AAU basketball program.

Elder and his wife Kristina have four children, Bradyn, 12, and Joshua, 9, and twins Kameron and Karrington, born in February of 2020.



At-A-Glance

Full Name: Barry JaQuan Elder
Birthdate: September 4, 1982
Hometown: Madison, Ga.
Family: wife Kristina, sons Bradyn, Joshua, Kameron, Karrington
Education: Bachelor of Science in Management from Georgia Tech, 2014
Playing Experience: Four years at Georgia Tech (2001-05), 10 years professional basketball in Germany, Italy and Greece
Coaching Experience: Georgia Tech assistant coach (2023-present), Georgia Tech associate director of player personnel (2019-23), assistant coach Clarkston HS (2016-19), assistant coach Meadowcreek HS (2015-16)

PERSHIN WILLIAMS

Assistant Coach

A former graduate assistant with the Georgia Tech men's basketball program, Pershin Williams joined the Yellow Jackets' men's basketball staff as assistant coach in April of 2023 following four seasons on the bench at Kennesaw State.

Williams has played a major role in re-shaping the Tech roster prior to the 2023-24 season and had a significant hand in adding a recruiting class for 2024-25 that has been ranked the 19th-best in the nation.

Now with 13 years of full-time college coaching experience, Williams helped head coach Amir Abdur-Rahim build the KSU program into a championship team in the Atlantic Sun Conference and an NCAA Tournament team in 2023. KSU went 26-9 overall, 15-3 in the A-Sun, and three Owls earned all-conference recognition after being picked to finish eighth in the pre-season conference poll.

"Pershin is an up-and-coming talent in this business, and this is a great opportunity for him," said head coach Damon Stoudamire. "He's relatable, he has an infectious personality, and he can handle any role. He's got a good eye for talent, and he was an integral piece in Kennesaw State's elevation over the course of four years. He pours himself into relationships, which is a big part of who he is. He knows the Southeast area, and when you've had to cut your teeth the way he has, that's something I value, because the relationships are real, and he's had to develop them. I really respect him and how he's grown in this business."

"It's a dream to come back to Georgia Tech," said Williams. "Being from the state, growing up watching Georgia Tech basketball, I know it can be a magical place. I know Coach Stoudamire is the right man to lead this program, and I truly appreciate him giving me an opportunity to come in and be a part of what he is building. His vision is to take this program back to when it was the Thrilldome, and I believe in it. We've got a great staff in place, and I want to do everything I can to get us there."

Prior to his time at Kennesaw State, the Columbus, Ga., native served a three-year stint as the assistant coach at Columbus State University, his alma mater. In his first season with the Cougars, Columbus State captured a share of the Peach Belt Conference West Division title, reached the PBC Tournament final and appeared in the NCAA Tournament for the third straight season.

Prior to joining the CSU staff, Williams spent two years as the head boys' basketball coach at Hardaway High School in Columbus.

Before that, Williams was at Nyack College for a season after serving on the Georgia Southern coaching staff for four seasons (2009-13). During his time at Georgia Southern, Williams helped coached five All-Southern Conference players.

Williams started his coaching career as a graduate assistant at Georgia Tech for two seasons (2005-07) before spending one season at the U.S. Merchant Marine Academy (2007-08) and Lafayette (2008-09).

During his collegiate playing career, the Cougars posted a 61-27 record with Williams on the squad while capturing both the Peach Belt Conference regular season title and tournament championship in the 2002-03 season.

Williams graduated from the University of North Florida in 2005. He and his wife, Liza C. Williams, are the parents of daughter Eliza Elle Williams and son "King" George Pershin Williams V.

At-A-Glance

Full Name: George Pershin Williams IV
Birthdate: March 3
Hometown: Columbus, Ga.
Family: wife Liza, daughter Eliza Elle, son "King" George Pershin V
Education: Bachelor of Arts in Sports Leadership, North Florida, 2005
Playing Experience: Three-year letterwinner at Columbus State (2000-03)
Coaching Experience: Georgia Tech assistant coach (2023-present), Kennesaw State assistant coach (2019-23), Columbus State assistant coach (2016-19), Hardaway High School [Columbus, Ga.] head coach (2014-16), Nyack College assistant coach (2013-14), Georgia Southern assistant coach (2009-13), Lafayette assistant coach (2008-09), U.S. Merchant Marine Academy assistant coach (2007-08), Georgia Tech graduate assistant (2005-07)



PLAYERS & STAFF

BASKETBALL STAFF

NATE BABCOCK

Assistant Coach

After two seasons as an assistant coach with the Grand Rapids Gold in the G League, Nate Babcock joined the Georgia Tech men's basketball staff as quality control coach in June of 2023. He returned to the collegiate ranks after nine years on the professional level.

Babcock helps oversee and install basketball concepts and strategy for the Yellow Jackets, assist with player development and assist with practice and game planning.

Prior to his time in Grand Rapids, the G League affiliate of the Denver Nuggets, Babcock spent seven years in various support roles in the NBA and G League. He joined the Gold after three years as the special assistant to the head coach with the Atlanta Hawks organization where he assisted with player development as well as opponent scouting and game preparation.


Prior to his time with Atlanta, Babcock was the head video coordinator for the Brooklyn Nets from 2016-18 and was an assistant coach for the Erie Bayhawks of the G League from 2014-16.

He served as an assistant coach for the Grand Valley State University men's basketball program from 2012-14 after spending four years (2009-12) as a graduate assistant and special assistant for the Michigan State University men's team during which time the Spartans won two Big Ten titles and went to the NCAA Final Four in 2010.

Babcock was born in Phoenix, Ariz., and spent most of his childhood in Minneapolis, Minn. He earned his undergraduate degree in psychology from Wisconsin-Eau Claire in 2009 and received a master's degree in kinesiology from Michigan State in 2011.

Babcock's late father, Rob, was a former NBA general manager with 30 years of front office experience and his brother, Chris, is a scout for the Cleveland Cavaliers after previously serving as director of player development for the 76ers. His uncles, Dave and Pete, are longtime league executives, with Dave currently serving as director of player personnel for the Milwaukee Bucks and Pete having served as Hawks' general manager from 1990-2003.

Babcock and his wife, Kelley, were married in September of 2022.



GREG GARY

Quality Control Specialist

A veteran of 29 years as a coach on the Division I level, including seven years as a head coach, Greg Gary joined the Georgia Tech staff in June of 2024 as a quality control analyst.

Gary, 54, comes to The Flats after five seasons as the head coach at Mercer University, where the Bears won 81 games, and nine players earned all-Southern Conference honors during his tenure. He has made 16 postseason appearances as a college assistant and player, reaching the NCAA Tournament nine times.

Prior to his arrival in Macon, Gary spent eight seasons working under Matt Painter at Purdue University. He helped the Boilermakers reach the NCAA Tournament Elite Eight in 2019 and make back-to-back Sweet 16 appearances in 2017 and 2018. Calling Purdue's offensive sets, Gary helped Purdue lead the Big Ten Conference in scoring in two of his last three seasons with the nation's second-most efficient offense. The Boilermakers led the Big Ten in three-point percentage and free throw percentage while ranking second nationally in assists per game during the 2016-17 season.

Gary helped Boilermaker legend Robbie Hummel earn honorable mention All-America recognition and first-team All-Big Ten recognition after leading Purdue in scoring, rebounds and blocked shots. Hummel was selected by the Minnesota Timberwolves in the second round of the 2012 NBA Draft, becoming one of 12 players that Gary coached to be drafted by an NBA franchise or spend time on an NBA roster after receiving Gary's guidance.

The Anderson, Ind., native came to Purdue from two stints at Duquesne, where he spent the 2007-08 and 2010-11 seasons as an assistant coach, sandwiched around two seasons as the head coach at Centenary. Gary resigned from his post at Centenary after the school announced in July 2009 that it would seek reclassification as an NCAA Division III member.

Prior to arriving at Duquesne, Gary spent three seasons (2004-07) as an assistant coach at South Florida, helping the Bulls transition from Conference USA to the Big East. Gary served as an assistant coach under Perry Clark at Miami from 2000-04, helping lead the Hurricanes to the NIT in 2001 and the NCAA Tournament in 2002.

Gary spent six of his first seven years (1993-97, 1998-00) in the coaching industry as an assistant to Perry Clark at Tulane, helping guide his alma mater to the NCAA Tournament in 1995 and the NIT on four occasions. Clark was an assistant coach on the Georgia Tech staff of Bobby Cremins from 1982-88 before taking over the Tulane program in 1989 and coaching the Green Wave for 12 seasons. Gary served as an assistant coach at McNeese State for the 1997-98 campaign.

After graduating from Anderson Highland High School in 1988 and spending a year at Aquinas College in Nashville, Tenn., Gary transferred to Tulane. He was a vital component in the revitalization of a program that was dropped in 1985 and reinstated in 1988, leading the Green Wave to the 1992 NCAA Tournament as a senior. Despite playing only three seasons in New Orleans, Gary finished his career as Tulane's all-time leader in assists (370) and now ranks fifth. He is second in career assist-to-turnover ratio (1.97).

Gary and his teammates, including assistant coach Kim Lewis from the 1991-92 Green Wave team, the first in program history to make the NCAA Tournament, were inducted into the Tulane Athletics Hall of Fame in April of 2020.

Gary earned a bachelor's degree in sport management from Tulane in 1992. He and his wife, Claudia, have four daughters, Gabrielle, Logan, Alexandra and Brooklyn, and one son, Nash.



BONZI WELLS

Assistant Coach

A 12-year veteran of professional basketball, including 10 in the National Basketball Association, Bonzi Wells joined the Georgia Tech men's basketball staff as an assistant coach in August of 2023. Wells will concentrate his efforts on player development and on-court coaching.

Wells, 47, came to Tech following two seasons as the head coach at Division II LeMoyne-Owen College in Memphis, Tenn., where he led the Magicians to a 34-23 record across his two years, including an 18-11 mark in 2022-23.

A native of Muncie, Ind., Wells starred at Ball State University for four years (1994-98), earning second-team All-America honors by the United States Basketball Writers Association and third-team recognition by the Associated Press in his senior year. He earned first-team All-Mid-American Conference honors three times, was voted MAC freshman of the year in 1995 and the MAC Player of the Year in 1996 and 1998. His jersey number 42 was retired by the Cardinals, and he set MAC career records for points (2,485) and steals (347).

After his senior year, he was made the 11th overall pick in the 1998 NBA Draft by the Detroit Pistons. After the Pistons traded his rights to the Portland Trail Blazers on draft night, Wells played five-and-a-half seasons in Portland, where he was a teammate of Tech head coach Damon Stoudamire, and 10 years overall, also playing for the Memphis Grizzlies, Sacramento Kings, Houston Rockets and New Orleans Hornets. He played two seasons overseas, in China in 2008-09 and Puerto Rico (2009-10), before retiring from competition.

After retirement, Wells went on to train and lead young athletes to develop their basketball and leadership skills. He helped organize and competed in the BIG3 League and served as a volunteer assistant coach for four years at his former high school, Muncie Central, before taking the head coach position at LeMoyne-Owen.

Wells received his bachelor's degree in general studies from Ball state in 1998.

The father of five sons, Duane, Gawen, Christian, Cooper and Legend, Wells was honored on 2003 by having the gymnasium at the Roy C. Buley Community Center in his hometown of Muncie named in his honor, having donated money to keep the gym from closing its doors. In 2019, Wells served as a sports envoy to China for the United States State Department's Sports Diplomacy Office.



BASKETBALL STAFF

MATT HOLT

Director of Player Personnel

Matt Holt joined the Georgia Tech men's basketball program as director of player personnel in May of 2023 after six seasons as video coordinator for the Nebraska men's basketball program. Holt will concentrate on coordinating offensive game plans, scouting opponents and player development.

In his role with the Huskers, Holt oversaw film breakdown and exchanges, as well as opponent scouting for the coaching staff. He also oversaw the program's digital catalog and was in charge of the Husker managers.

Holt came to Nebraska after spending three seasons as the director of basketball operations at Northeastern University. Holt's duties included video analysis for opponents and self-scouting, assisting the coaching staff in coordinating opponent scouting, helping to coordinate and monitor academic progress, as well as handling team travel and working with campus entities to coordinate team events such as Midnight Madness and Alumni Day.

In addition to his three years of experience in basketball administration, Holt also served as an assistant coach for three seasons. During his two-year stint at the University of New Haven, Holt recruited prospective student-athletes and facilitated player development and game preparation. He aided in the development of New Haven's Eric Anderson, who earned NE10 Defensive Player of the Year honors in both seasons Holt was an assistant. Holt also coordinated team travel, as well as community events such as youth camps, coaching clinics, and alumni weekends.

A native of Providence, R.I., Holt spent the 2011-12 season as an assistant coach at Rhode Island College, where he assisted in scouting opponents. He was responsible for organizing daily team schedules and worked closely with the compliance office to support academic progress for basketball student-athletes.

Holt, who graduated with a journalism degree from Northeastern in 2011, served as the head senior manager for the men's basketball team as an undergrad. He received master's degrees in management of sports industries from New Haven in December 2013 and in educational administration from Nebraska in May 2022.

He and his wife, Dana, were married in July of 2022 and have a newborn son, Cameron.



HAYDEN SHERIDAN

Director of Scouting

After spending the two seasons as a graduate assistant on the Georgia Tech basketball staff, Hayden Sheridan was appointed to the position of director of scouting and video coordinator in the fall of 2018.

Sheridan, 28, oversees the team's video operations and manages the collection and analysis of video to assist the coaching staff in its scouting of opponents and evaluating recruits, maintaining the team's recruiting database, as well as keeping the program's video and computer programming up to date. He also manages the team's technology needs and helps oversee the student managers.

During his two years as a GA, Sheridan assisted in scouting and video breakdown, supervised Tech's student managers, organized the team's recruiting database, and assisted with running team camps.

A 2016 graduate of Arizona with a bachelor's degree in literacy, learning and leadership, Sheridan was a student manager on the basketball team for three years. He also worked as an NBA draft assistant for BDA Sports and was a coach at basketball camps for Sean Miller at Arizona and Dan Majerle at Grand Canyon.



TAYLOR ANN HENDRICKS

Assistant Director of Operations

Taylor Ann Hendricks joined the Georgia Tech men's basketball staff as assistant director of operations in October of 2022. Hendricks came to The Flats following a year serving as assistant to the president of North Iowa Area Community College.

At North Iowa, Hendricks was tasked with supporting the college's president in all daily activities, communicating with donors, community members and other external parties, serving as liaison to the NIACC board of directors, maintaining the president's office budget and organizing various campus meetings and events.

Prior to that, Hendricks worked for three years (October 2018 to June 2021) as assistant to the commissioner of the Iowa Community College Athletic Conference. There, she served as liaison between the National Junior College Athletic Conference and ICCAC institutions, tracking operating budgets, maintaining minutes and agendas for all meetings and managing the commissioner's schedule.

A native of Centerville, Iowa, Hendricks earned an associate of arts degree from Indian Hills Community College in 2018 and a bachelor's degree in communications from Iowa State University in 2020, and is currently pursuing a master's degree in communications from Drake University.



JAMES FORREST

Special Assistant to the Head Coach

Georgia Tech Sports Hall of Famer James Forrest returned to The Flats to join the men's basketball staff as a special assistant to head coach Damon Stoudamire in July of 2024 following a long career involved in grassroots basketball in Atlanta.

Forrest, 52, will leverage his successful Tech and professional playing career, as well as his coaching career at the grassroots level, to support the Yellow Jackets' program on several levels, from strategies for skill development, player training and conditioning, to practice and game support, to public and community relations for the program.

He founded and operated the James Forrest Sports Academy in Atlanta from 2005-24 and established the Team Forrest AAU basketball program in an effort to prepare carefully selected student-athletes athletically, academically and socially for the rigors of intercollegiate competition and for life after basketball.

As a star player at Tech, Forrest made the All-ACC first team in 1994 and earned third-team honors in 1995. By the time his career ended, he had scored 1,978 points and grabbed 846 rebounds, both of which still rank seventh on Tech's all-time list, and averaged 17.4 points and 7.4 rebounds per game over his four-year career.

The Most Outstanding Player in the ACC Tournament in 1993, James Forrest averaged 26.7 points and 7.0 rebounds and hit 69 percent of his shots from the floor to claim the Everett Case Award in 1993. He led Tech to victories over Duke, Clemson and North Carolina to win the program's third ACC title, and became the first player in 17 years to score 20 or more points in three consecutive tournament games. He was inducted into the Georgia Tech Sports Hall of Fame in October of 2022.

Professionally, Forrest he played nine years overseas between 1996 and 2005 with teams in Israel, Italy, Greece and Spain.

Forrest was born in Charleston, S.C., but attended South Atlanta High School, where he starred as a prep player and was named Mr. Georgia Basketball in 1990 and 1991 and also was named a McDonald's All-American before enrolling at Tech, where he earned his bachelor's degree in management in 1995.

Forrest and his wife Sonia live in Mableton, Ga., and he has two sons, Justin, who played collegiately at Appalachian State and is now playing professionally overseas, and Jalen, who plays collegiately, and daughter Kiarah.



BASKETBALL STAFF

JUSTIN LANDRY

Director of Strength and Conditioning

With more than 14 years of experience in the athletic strength and conditioning field, Justin Landry joined the Georgia Tech men's basketball program as its director of strength and conditioning in May of 2023. Landry spent the last three years supporting the men's and women's basketball teams, as well as women's golf, at San Diego State.

Landry was a key member of a men's basketball team that reached the national championship game in Houston in 2023 and played in the NCAA Tournament all three years he worked with the Aztecs' men's team. The SDSU women developed into a 23-win team with a WNIT appearance in 2023.

A native of Oakland, Calif., Landry spent the previous 16 months as assistant strength coach at Georgia State University in Atlanta. He worked primarily with the men's basketball as well as men's and women's golf teams, and in that time, he developed individual programs to improve athletic performance through agility training, weightlifting, core exercises and regeneration sessions.

As a result, in 2019-20, Georgia State completed its fourth straight men's basketball season of at least 19 wins. Two of the student-athletes he worked with were recognized as All-Sun Belt Conference performers, with one earning National Association of Basketball Coaches (NABC) All-District 24 designation.

Before joining the staff at Georgia State, Landry spent three years at UC Davis as its associate strength and conditioning coach, working with five sports including men's basketball. The basketball team won the 2017-18 Big West Conference regular-season title as well as the 2016-17 Big West Tournament championships. In each of those years, the team advanced to the postseason: the NCAA Tournament in 2016-17 and the NIT in 2017-18. The 2017-18 team, which finished 22-11, boasted the Player of the Year, Sixth Man of the Year, and Newcomer of the Year in the Big West. Posting a 23-13 mark in 2016-17, five student-athletes were named All-Big West performers.

He was on the strength and conditioning staff at Troy University for the 2015-16 school year where, working with men's basketball, two student-athletes earned Sun Belt Conference Player of the Week honors and one earned All-Sun Belt Conference designation. Landry began his major college professional career at the University of Texas in Austin. There he worked as the performance coach for the basketball program during the 2014-15 season in which the Longhorns went 20-13 and competed in the NCAA Tournament.

Prior to his year in Austin, Landry completed an internship at Baylor University in Waco, Texas, and was a graduate assistant coach with the women's basketball team at Tennessee State University in Nashville, Tenn.

In addition to his college experience, Landry was the founder of a strength and conditioning business in Oakland, Calif., where he worked with athletes from high school to the professional ranks.

A 2012 graduate of Cal State East Bay, with a degree in pre-athletic training, he completed his master's degree in education in sport science from Tennessee State in 2014. In addition, Landry has earned Certified Strength & Conditioning Specialist (CSCS) designation from the National Strength and Conditioning Association (NSCA).

JAKE ALBURTUS

Recruiting and Operations Coordinator

Jake Alburthus joined the Georgia Tech men's basketball staff as the program's recruiting and operations coordinator in May of 2023 following two years as a graduate assistant serving the men's basketball program at Arkansas.

Alburthus plans and produces all of the program's recruiting creative and digital content, assists in the planning and coordination of official visits and manages the team's social media platforms.

While at Arkansas, Alburthus assisted in daily program operations, opponent scouting, film breakdown and designing creative content for recruiting and social media purposes. The Razorbacks advanced to the NCAA Elite Eight (2022) and Sweet 16 (2023) during his time, and he earned a master's degree in adult and lifelong learning in the spring of 2023.

Alburthus has also served as a coach at several camps, including Steve Wojciechowski at Marquette, Anthony Grant at Dayton and Greg Kampe at Oakland.

A native of Lawrence, Mich., Alburthus earned his Bachelor's degree in sport management with a minor in coaching from Western Michigan in 2020. He served as a student manager for four years with the Broncos' men's basketball team, becoming the head student manager his final two years. He then spent the 2020-21 season as a graduate assistant with the program.

Alburthus has also served as camp coordinator for a number of Breakthrough Basketball camps throughout the Midwest during his time at Western Michigan (2018-21).



RICHARD STEWART

Associate Director of Sports Medicine

Richard Stewart joined the Georgia Tech Athletic Association staff in August 2007 as assistant athletic trainer for men's basketball and was promoted during the summer of 2018 to assistant director of sports medicine. He also oversees men's and women's tennis.

Stewart came to Georgia Tech from Virginia Tech, where he was an assistant athletic trainer for football as well as a graduate assistant athletic trainer for football and men's soccer before working for the Hokies in a full-time capacity. During his time at Virginia Tech, he also served as assistant athletic trainer for the Cologne Centurions of NFL Europe.

He graduated from Salisbury University in 2005 with a bachelor's degree in athletic training and earned his master's in health promotion and physical education in 2006 from Virginia Tech.

Stewart is a NATABOC Certified Athletic Trainer. He is a member of the National Athletic Trainer's Association, Southeast Athletic Trainers' Association, and the Georgia Athletic Trainers' Association, and he is licensed by the state of Georgia as an athletic trainer.

Stewart is married to Rachel Matthews, the assistant athletics trainer for Tech's women's basketball team.



Rob Mbenoun
Graduate Assistant



Namdi Okonkwo
Graduate Assistant



Roscoe Eastmond
Graduate Assistant



Alex Gaynor
Graduate Assistant



Wyatt Pangan
Graduate Assistant



Drew Vickrey
Graduate Assistant



Jermaine Williams
Associate Director Athletics
Facilities & Event Operations



Andy Demetra
Director of Broadcasting



Emily Brown
Academic Support Coordinator

ADMINISTRATION

J BATT

Director of Athletics

JBatt was named the 10th full-time director of athletics in Georgia Tech history on Oct. 14, 2022 and officially took the reins of Tech athletics 10 days later, on Oct. 24, 2022.

In less than two years under Batt's leadership, Georgia Tech athletics' impressive achievements include:

- the highly regarded hires of Georgia Tech alumnus Brent Key as the 21st head coach in Tech football history and former All-American and NBA All-Star Damon Stoudamire as the 15th men's basketball head coach in school history;
- a historic multi-decade partnership with Hyundai, which will provide transformative revenue for Tech athletics, both in the present and for years to come;
- two ultra-successful Competitive Drive Initiatives, a pair of two-month fundraising initiatives at the end of 2022 and 2023, both of which shattered their goals in terms of total donors and funds raised and, with matching gifts from the Georgia Tech Foundation, produced a total impact of more than \$15 million for Tech student-athletes.

Tech also took a big step towards re-establishing itself as one of college athletics' premier programs in Batt's first full year as the Yellow Jackets' athletics director in 2023-24. Fourteen of seventeen teams earned a spot in postseason competitions, highlighted by football (which earned its first bowl win since 2016 with a 30-17 victory over Central Florida in the Gasparilla Bowl), golf (which made its second-straight NCAA semifinals appearance) and volleyball (which advanced to the NCAA Sweet 16). Other highlights included thrilling football wins over nationally ranked Miami (Fla.) and North Carolina and men's basketball victories over Duke, North Carolina, Clemson and Mississippi State.

In the classroom, Georgia Tech's student-athletes continued to excel academically in 2023-24, highlighted by setting an all-time high for the third-straight year with a 92% NCAA Graduation Success Rate and posting the highest mean grade point average in Tech Athletics history with a 3.25 in the spring 2024 semester.

Batt came to The Flats after serving as executive deputy director of athletics, chief operating officer and chief revenue officer at Alabama for five years (2017-22). He joined Alabama athletics' administration as senior associate athletics director, was promoted to COO and senior deputy athletic director in 2021 and to executive deputy director, COO and chief revenue officer in 2022.

At Alabama, he was responsible for guiding revenue generating, including charitable giving, ticketing, Tide Pride, and other revenue sources. Batt oversaw the successful development, implementation, and launch of the Crimson Standard, Alabama Athletics' 10-year, \$600 million capital initiative. He also provided day-to-day leadership of the department as a member of the Athletics executive team and served as the sport administrator for men's basketball.

At Alabama, he was responsible for guiding revenue generating, including charitable giving, ticketing, Tide Pride, and other revenue sources. Batt oversaw the successful development, implementation, and launch of the Crimson Standard, Alabama Athletics' 10-year, \$600 million capital initiative. He also provided day-to-day leadership of the department as a member of the Athletics executive team and served as the sport administrator for men's basketball.

Widely regarded as one of college athletics' top fundraisers, Batt served as senior associate athletic director and executive director of the Pirate Club at East Carolina from 2013 to 2017. As a



member of the ECU athletics executive leadership team, Batt oversaw a development operation that increased total fundraising in 2016 by more than 60% over ECU's previous best year.

He also served as associate A.D. and executive director of Maryland's Terrapin Club from 2011 to 2013. He joined the Terrapin Club staff in 2009 before being promoted to executive director beginning in 2011.

Before his four-year tenure at Maryland, Batt held positions in athletics fundraising at James Madison, William & Mary and his alma mater, North Carolina.

A member of the Tar Heels' 2001 NCAA champion men's soccer team, Batt earned both a bachelor's degree in journalism and mass communications and a master's degree in sports administration from UNC.

Batt and his wife, Leah, have two sons: Fitz and Graham.

WHAT THEY'RE SAYING ABOUT J BATT

"We're excited to welcome J to Georgia Tech. His leadership experience at one of the most competitive programs in the nation and his extraordinary track record in fundraising and revenue generation will bring great value to Georgia Tech. As a former ACC student-athlete, J has a keen appreciation for what it takes for students to compete at the highest level while pursuing a degree at a top academic institution. He values and shares our culture of excellence and integrity and our commitment to student well-being and success. I look forward to working with him to secure and invest the resources necessary for a successful athletics program." – Georgia Tech President **Angel Cabrera**

"Georgia Tech has made an outstanding hire in J Batt. He is a rising leader within intercollegiate athletics and has made a great impact during his time at the University of Alabama. He is a proven administrator and fundraiser and will be a great ambassador for the Institute and the community." – University of Alabama President **Stuart R. Bell**

"J has been such a strong leader as part of our executive team at Alabama. He has incredible vision and has done an outstanding job overseeing many areas of the department, beginning with development when he arrived in 2017. He has done a masterful job with the operations of the department. J has been involved in all of our major decisions and has provided constructive insight and feedback to make us better. His experience working directly with our student-athletes, our coaches and Athletics staff, university leadership, and fan base has prepared him well for this moment. We are thrilled for J, his wife, Leah, and boys, Fitz and Graham. Georgia Tech made a home-run hire with J." – Alabama director of athletics **Greg Byrne**

"Since arriving at Alabama, J has positively affected our program through the success of the Crimson Standard Initiative while being a trusted advisor to our athletic director, Greg Byrne, and an essential part of our administrative team. We set a vision for the future of Alabama Athletics and Alabama football through the Crimson Standard and J as well as his team delivered with impressive results." – Alabama football head coach **Nick Saban**

"I am extremely happy for J, Leah, and their boys for this opportunity. His work ethic, character, wisdom, and vision for the University of Alabama have been great assets to our men's basketball program, and we are thankful for everything he has done to help our team and staff. I think he is a perfect fit at Georgia Tech, and I'm excited to see what the future holds under his leadership." – Alabama men's basketball head coach **Nate Oats**

PLAYERS & STAFF



ADMINISTRATION

DR. ÁNGEL CABRERA

President

Ángel Cabrera is the 12th president of the Georgia Institute of Technology, one of America's leading research universities, serving nearly 48,000 students and conducting more than \$1.4 billion in annual sponsored research.

Since Cabrera's arrival in the fall of 2019, enrollment grew to an all-time high, applications broke Institute and state levels, and the undergraduate program became the third most-selective among public universities. Offering best-in-class graduation rates and career outcomes, coupled with lower tuition and fees than most other leading research universities, Georgia Tech is consistently recognized for offering one of the best returns on investment for students.

Georgia Tech's research enterprise has also experienced considerable growth since 2019. With more than \$1.2 billion in annual research expenditures, the Institute ranks among the top 20 most research-intensive universities in the nation and is No. 1 among institutions without a medical school.

Georgia Tech's unprecedented growth stems from a 10-year strategic plan that was developed under Cabrera's leadership with the participation of more than 5,700 members of the Institute community and adopted in November 2020. In the plan, titled "Progress and Service for All," Georgia Tech pledges to amplify its impact and lead by example in a mission to develop leaders who advance technology and improve the human condition.

During Cabrera's presidency, Georgia Tech has continued to build on two decades of progress in transforming the neighborhoods surrounding its campus into thriving hubs of innovation and entrepreneurship. In 2023, the third and final phase of Tech Square broke ground with the construction of the George and Scheller Towers, and Science Square Labs was completed in 2024 — the first phase of a new district on Atlanta's westside dedicated to medical technology research and innovation. Cabrera came to Georgia Tech after serving for seven years as president of George Mason University (GMU) in Virginia. During his presidency, GMU joined the top tier of research universities in the Carnegie Classification, became the largest and fastest-growing institution in the state, launched numerous academic and research programs, and established a campus in South Korea. Before GMU, Cabrera was president of the Thunderbird School of Global Management, now part of Arizona State University, and dean of IE Business School in Madrid.

Cabrera has been named a "Young Global Leader" by the World Economic Forum, a "Star of Europe" by Bloomberg Businessweek, a "Henry Crown Fellow" by the Aspen Institute, and a "Great Immigrant" by the Carnegie Corporation of New York. He has received honorary degrees from Miami Dade College and Universidad Politécnica de Madrid.

Cabrera serves on the boards of the National Geographic Society, Harvard College Visiting Committee, Atlanta Committee for Progress, Metro Atlanta Chamber, and Bankinter Innovation Foundation in Spain. He has served on the board of the Federal Reserve Bank of Richmond, the advisory boards of Instituto Tecnológico de Monterrey and Georgia Tech (which he chaired), and the boards of three public companies.

Cabrera earned his M.S. and Ph.D. in psychology and cognitive science from Georgia Tech, which he attended as a Fulbright Scholar. He also holds a B.S. and an M.S. in computer and electrical engineering from Universidad Politécnica de Madrid. His academic publications have been cited thousands of times.

He is married to management scholar and Georgia Tech classmate, Elizabeth. Their son, Alex, is a graduate of Georgia Tech and Carnegie Mellon University, and their daughter, Emilia, is a graduate of Harvard University. Cabrera is the first native of Spain to serve as president of an American university.



DR. JENNA JORDAN

Faculty Athletics Representative

President Ángel Cabrera named Jenna Jordan, associate professor and associate chair in the Sam Nunn School of International Affairs, as faculty athletics representative (FAR) to the Georgia Tech Athletic Association (GTAA) in May 2022.

The FAR serves as the liaison between the Institute and the Athletic Association on issues regarding rules compliance activities, new developments at the NCAA, and activities related to Atlantic Coast Conference (ACC) membership. This is a part-time administrative position appointed for a term of three years.

"Professor Jordan is not just an accomplished scholar but an exemplary educator who cares deeply about the growth and well-being of our students," said Cabrera. "She has made a difference these past years as a faculty guide with the Stamps President's Scholars, and I have no doubt she will have a similar impact in supporting the academic experience of our student-athletes and serving as an effective liaison between our faculty and our athletic program."

Jordan has been a Georgia Tech faculty member since 2012. Her research focuses on terrorism and political violence, international security, cybersecurity, wargaming, organizational theory, and statecraft. Her work has been published by Stanford University Press and in *International Security*, *Security Studies*, *Conflict Management and Peace Science*, *Journal of Cybersecurity*, and *International Trends* as well as *The New York Times*, *The Atlantic*, *Chicago Tribune*, *Foreign Policy*, and *The Washington Quarterly*. She holds a Ph.D. in political science from the University of Chicago, an M.A. in political science from Stanford University, and a B.A. in international relations from Mills College.

"Serving as faculty athletics representative is a unique opportunity to address the challenges facing student-athletes, and I am excited to be able to help guide their experience at Georgia Tech," she said. "I recognize the importance of building bridges across the Institute, and I hope to create new opportunities to facilitate meaningful student-athlete interaction, continuing the efforts of my FAR predecessors who fiercely advocated for and mentored our student-athletes. And I will continue to foster a culture of mentorship and support among the faculty and our student-athletes."



2023-24 REVIEW

Overall, ACC Statistics	38-39
Home/Away/Neutral Breakdown	40
Game-by-Game Points/Rebounds/Assists, Starting Lineups	41
Game-by-Game Team Totals	42
Game Recaps, Box Scores	45-51
Team and Individual Superlatives	52-53

2023-24 SEASON STATISTICS AND RESULTS

Game Records

Record	Overall	Home	Away	Neutral
ALL GAMES	14-18	8-7	4-9	2-2
CONFERENCE	7-13	4-6	3-7	0-0
NON-CONFERENCE	7-5	4-1	1-2	2-2

Score by Periods

Team	1st	2nd	OT	TOT
Georgia Tech	1066	1172	34	2272
Opponents	1113	1257	37	2407

Team Box Score

No.	Player	Total			3-Point			F-Throw		Rebounds				PF		DQ		A		BLK		STL		PTS		AVG	
		GP-GS	MIN	AVG	FG-FGA	FG%	3FG-3FGA	3FG%	FT-FTA	FT%	OFF	DEF	TOT	AVG	PF	DQ	A	TO	BLK	STL	PTS	AVG					
13	KELLY, Miles	32-32	1017:39	31.8	150-406	.369	69-215	.321	77-105	.733	31	144	175	5.5	78	1	59	63	8	25	446	13.9					
11	NDONGO, Baye	29-29	805:03	27.8	148-265	.558	4-12	.333	59-88	.670	74	164	238	8.2	81	5	28	74	32	22	359	12.4					
2	GEORGE, Naithan	29-28	862:53	29.8	102-242	.421	32-102	.314	49-71	.690	12	57	69	2.4	47	0	135	60	3	10	285	9.8					
14	REEVES JR., Kowacie	32-32	922:12	28.8	110-264	.417	51-133	.383	42-50	.840	33	93	126	3.9	41	0	28	37	16	16	313	9.8					
1	STURDIVANT, Kyle	32-0	662:53	20.7	92-223	.413	40-104	.385	59-68	.868	9	58	67	2.1	48	0	91	46	3	18	283	8.8					
3	COLEMAN, Dallan "Deebo"	28-0	522:17	18.7	58-144	.403	32-94	.340	18-30	.600	22	46	68	2.4	43	0	18	10	6	14	166	5.9					
5	GAPARE, Tafara	29-15	526:58	18.2	52-150	.347	10-59	.169	34-50	.680	23	78	101	3.5	54	1	24	27	33	10	148	5.1					
12	CLAUDE, Tyzhaun	32-4	556:53	17.4	51-103	.495	1-7	.143	49-74	.662	78	87	165	5.2	65	2	22	25	14	9	152	4.8					
24	ABRAM, Amaree	10-4	108:19	10.8	11-42	.262	4-20	.200	8-13	.615	2	15	17	1.7	10	0	11	9	2	1	34	3.4					
23	SACKO, Ibrahima	20-3	227:08	11.4	18-38	.474	4-14	.286	3-10	.300	20	33	53	2.7	26	0	4	11	4	11	43	2.2					
4	MURPHY, Carter	14-0	108:49	7.8	9-24	.375	7-19	.368	0-0	.000	0	10	10	0.7	11	0	3	1	2	3	25	1.8					
10	DOWUONA, Ebenezer	18-13	172:56	9.6	9-21	.429	0-0	.000	0-2	.000	14	11	25	1.4	23	0	2	8	5	1	18	1.0					
35	NICHOLS, Emmer	2-0	04:05	2.0	0-0	.000	0-0	.000	0-0	.000	1	3	4	2.0	0	0	0	0	0	0	0	0.0					
33	SAN MIGUEL, Marcos	1-0	01:55	1.9	0-2	.000	0-1	.000	0-0	.000	1	0	1	1.0	0	0	0	1	0	0	0	0.0					
Team											47	53	100					21									
Total		32	6500		810-1924	.421	254-780	.326	398-561	.709	367	852	1219	38.1	527	9	425	393	128	140	2272	71.0					
Opponents		32	6500		846-1976	.428	254-779	.326	461-624	.739	339	794	1133	35.4	520	9	431	283	103	221	2407	75.2					

Team Statistics

	GATECH	OPP
Scoring	2272	2407
Points per game	71.0	75.2
Scoring margin	-4.2	-
Field goals-att	810-1924	846-1976
Field goal pct	.421	.428
3 point fg-att	254-780	254-779
3-point FG pct	.326	.326
3-pt FG made per game	7.9	7.9
Free throws-att	398-561	461-624
Free throw pct	.709	.739
F-Throws made per game	12.4	14.4
Rebounds	1219	1133
Rebounds per game	38.1	35.4
Rebounding margin	+2.7	-
Assists	425	431
Assists per game	13.3	13.5
Turnovers	393	283
Turnovers per game	12.3	8.8
Turnover margin	-3.4	-
Assist/turnover ratio	1.1	1.5
Steals	140	221
Steals per game	4.4	6.9
Blocks	128	103
Blocks per game	4.0	3.2
Winning streak	0	-
Home win streak	1	-
Attendance	74912	116663
Home games-Avg/Game	15-4994	13-8974
Neutral site-Avg/Game	-	4-5754

Team Results

Date	Opponent	Score	Att.
11/06/2023	Ga. Southern	W 84-62	3414
11/09/2023	Howard	W 88-85	3802
11/14/2023	UMass Lowell	L 71-74	3778
11/22/2023	at Cincinnati	L 54-89	11756
11/28/2023	Mississippi St.	W 67-59	3913
12/02/2023	Duke	W 72-68	7758
12/05/2023	at Georgia	L 62-76	9017
12/09/2023	Alabama A&M	W 70-49	3919
12/16/2023	vs Penn St.	Wot 82-81	12720
12/21/2023	vs Massachusetts	W 73-70	5290
12/22/2023	at Hawaii	W 73-68	4919
12/24/2023	vs Nevada	L 64-72	5005
01/03/2024	at Florida St.	L 71-82	4248
01/06/2024	Boston College	L 87-95	5052
01/09/2024	Notre Dame	Lot 68-75	3729
01/13/2024	at Duke	L 79-84	9314
01/16/2024	at Clemson	Wot2 93-90	7217
01/20/2024	Virginia	L 66-75	6380
01/23/2024	Pittsburgh	L 64-72	3612
01/27/2024	at Virginia Tech	L 67-91	8925
01/30/2024	North Carolina	W 74-73	8600
02/03/2024	at NC State	L 76-82	15523
02/06/2024	Wake Forest	L 51-80	4239
02/10/2024	at Louisville	L 67-79	11891
02/14/2024	at Notre Dame	L 55-58	4589
02/17/2024	Syracuse	W 65-60	6241
02/21/2024	Clemson	L 57-81	4567
02/24/2024	at Miami (FL)	W 80-76	7906
03/02/2024	Florida St.	W 85-76	5908
03/05/2024	at Wake Forest	W 70-69	7481
03/09/2024	at Virginia	L 57-72	13877
03/12/2024	vs Notre Dame	L 80-84	0

2023-24 REVIEW

2023-24 SEASON STATISTICS AND RESULTS - ACC ONLY

Game Records

Record	Overall	Home	Away	Neutral
ALL GAMES	7-13	4-6	3-7	0-0
CONFERENCE	7-13	4-6	3-7	0-0
NON-CONFERENCE	0-0	0-0	0-0	0-0

Score by Periods

Team	1st	2nd	OT	TOT
Georgia Tech	658	722	24	1404
Opponents	717	793	28	1538

Team Box Score

No.	Player				Total		3-Point		F-Throw		Rebounds											
		GP-GS	MIN	AVG	FG-FGA	FG%	3FG-3FGA	3FG%	FT-FTA	FT%	OFF	DEF	TOT	AVG	PF	DQ	A	TO	BLK	STL	PTS	AVG
13	KELLY, Miles	20-20	632:58	31.6	97-237	.409	52-135	.385	31-39	.795	12	97	109	5.5	54	1	35	41	6	13	277	13.9
11	NDONGO, Baye	20-20	564:59	28.2	103-186	.554	4-9	.444	41-63	.651	44	110	154	7.7	55	4	17	53	20	13	251	12.6
2	GEORGE, Naithan	20-20	606:47	30.3	70-171	.409	21-71	.296	34-49	.694	8	40	48	2.4	32	0	100	42	2	6	195	9.8
1	STURDIVANT, Kyle	20-0	430:59	21.5	56-143	.392	32-80	.400	39-44	.886	5	37	42	2.1	29	0	58	25	3	11	183	9.2
14	REEVES JR., Kowacie	20-20	564:25	28.2	66-162	.407	38-92	.413	13-16	.813	20	53	73	3.7	28	0	18	21	6	10	183	9.2
5	GAPARE, Tafara	19-9	354:15	18.6	33-99	.333	6-42	.143	25-35	.714	12	59	71	3.7	31	1	18	20	20	6	97	5.1
3	COLEMAN, Dallan "Deebo"	16-0	247:48	15.5	28-68	.412	13-41	.317	7-12	.583	10	24	34	2.1	20	0	6	4	3	8	76	4.8
12	CLAUDE, Tyzhaun	20-0	361:06	18.1	26-52	.500	0-1	.000	33-44	.750	49	50	99	5.0	40	1	10	14	11	4	85	4.3
23	SACKO, Ibrahima	11-3	114:51	10.4	11-22	.500	2-7	.286	2-3	.667	8	15	23	2.1	11	0	2	3	3	4	26	2.4
4	MURPHY, Carter	10-0	85:00	8.5	7-19	.368	5-14	.357	0-0	.000	0	5	5	0.5	7	0	3	1	0	3	19	1.9
24	ABRAM, Amaree	4-0	24:11	6.0	2-8	.250	0-3	.000	2-4	.500	0	1	1	0.3	2	0	2	1	1	0	6	1.5
10	DOWUONA, Ebenezer	9-8	87:41	9.7	3-10	.300	0-0	.000	0-0	.000	5	7	12	1.3	13	0	0	3	2	0	6	0.7
Team											22	31	53					12				
Total		20	4075		502-1177	.427	173-495	.349	227-309	.735	195	529	724	36.2	322	7	269	240	77	78	1404	70.2
Opponents		20	4075		543-1238	.439	160-468	.342	292-383	.762	208	500	708	35.4	302	6	299	159	62	132	1538	76.9

Team Statistics

	GATECH	OPP
Scoring	1404	1538
Points per game	70.2	76.9
Scoring margin	-6.7	-
Field goals-att	502-1177	543-1238
Field goal pct	.427	.439
3 point fg-att	173-495	160-468
3-point FG pct	.349	.342
3-pt FG made per game	8.7	8.0
Free throws-att	227-309	292-383
Free throw pct	.735	.762
F-Throws made per game	11.4	14.6
Rebounds	724	708
Rebounds per game	36.2	35.4
Rebounding margin	+0.8	-
Assists	269	299
Assists per game	13.5	15.0
Turnovers	240	159
Turnovers per game	12.0	8.0
Turnover margin	-4.1	-
Assist/turnover ratio	1.1	1.9
Steals	78	132
Steals per game	3.9	6.6
Blocks	77	62
Blocks per game	3.9	3.1
Winning streak	0	-
Home win streak	1	-
Attendance	56086	90971
Home games-Avg/Game	10-5609	10-9097
Neutral site-Avg/Game	-	0-0

Team Results

Date	Opponent		Score	Att.
12/02/2023	Duke	W	72-68	7758
01/03/2024	at Florida St.	L	71-82	4248
01/06/2024	Boston College	L	87-95	5052
01/09/2024	Notre Dame	Lot	68-75	3729
01/13/2024	at Duke	L	79-84	9314
01/16/2024	at Clemson	Wot2	93-90	7217
01/20/2024	Virginia	L	66-75	6380
01/23/2024	Pittsburgh	L	64-72	3612
01/27/2024	at Virginia Tech	L	67-91	8925
01/30/2024	North Carolina	W	74-73	8600
02/03/2024	at NC State	L	76-82	15523
02/06/2024	Wake Forest	L	51-80	4239
02/10/2024	at Louisville	L	67-79	11891
02/14/2024	at Notre Dame	L	55-58	4589
02/17/2024	Syracuse	W	65-60	6241
02/21/2024	Clemson	L	57-81	4567
02/24/2024	at Miami (FL)	W	80-76	7906
03/02/2024	Florida St.	W	85-76	5908
03/05/2024	at Wake Forest	W	70-69	7481
03/09/2024	at Virginia	L	57-72	13877

2023-24 REVIEW

2023-24 HOME/ROAD/NEUTRAL BREAKDOWN

Home Games

No.	Player				Total		3-Point		F-Throw		Rebounds											
		GP-GS	MIN	AVG	FG-FGA	FG%	3FG-3FGA	3FG%	FT-FTA	FT%	OFF	DEF	TOT	AVG	PF	DQ	A	TO	BLK	STL	PTS	AVG
13	KELLY, Miles	15-15	473:13	31.5	67-196	.342	34-108	.315	33-47	.702	20	66	86	5.7	33	0	23	34	6	9	201	13.4
11	NDONGO, Baye	12-12	319:54	26.7	60-112	.536	3-7	.429	23-34	.676	25	60	85	7.1	26	1	12	29	12	9	146	12.2
1	STURDIVANT, Kyle	15-0	326:02	21.7	53-118	.449	24-55	.436	27-33	.818	5	34	39	2.6	26	0	44	23	1	9	157	10.5
14	REEVES JR., Kowacie	15-15	443:24	29.6	49-127	.386	22-65	.338	26-29	.897	21	45	66	4.4	23	0	15	16	7	10	146	9.7
2	GEORGE, Naithan	12-12	339:24	28.3	34-90	.378	8-39	.205	27-35	.771	7	22	29	2.4	23	0	64	24	2	4	103	8.6
3	COLEMAN, Dallan "Deebo"	13-0	266:03	20.5	30-72	.417	16-45	.356	14-25	.560	11	19	30	2.3	19	0	8	2	5	6	90	6.9
12	CLAUDE, Tyzhaun	15-3	272:27	18.2	33-68	.485	1-7	.143	24-41	.585	37	48	85	5.7	29	1	13	12	7	5	91	6.1
24	ABRAM, Amaree	6-3	80:49	13.5	10-33	.303	4-19	.211	7-11	.636	2	10	12	2.0	7	0	7	8	2	1	31	5.2
5	GAPARE, Tafara	13-6	226:42	17.4	23-65	.354	3-24	.125	18-21	.857	10	42	52	4.0	18	0	10	13	12	7	67	5.2
10	DOWUONA, Ebenezer	11-8	112:23	10.2	8-14	.571	0-0	.000	0-2	.000	10	9	19	1.7	15	0	0	5	4	1	16	1.5
23	SACKO, Ibrahima	12-1	125:08	10.4	6-16	.375	1-4	.250	3-7	.429	14	24	38	3.2	15	0	1	6	3	9	16	1.3
4	MURPHY, Carter	8-0	35:41	4.5	2-8	.250	1-7	.143	0-0	.000	0	2	2	0.3	2	0	1	0	0	0	5	0.6
35	NICHOLS, Emmer	1-0	01:55	1.9	0-0	.000	0-0	.000	0-0	.000	1	2	3	3.0	0	0	0	0	0	0	0	0.0
33	SAN MIGUEL, Marcos	1-0	01:55	1.9	0-2	.000	0-1	.000	0-0	.000	1	0	1	1.0	0	0	0	1	0	0	0	0.0
Team											27	22	49				12					
Total		15	3025		375-921	.407	117-381	.307	202-285	.709	191	405	596	39.7	236	2	198	185	61	70	1069	71.3
Opponents		15	3025		393-929	.423	104-337	.309	194-262	.740	154	378	532	35.5	257	7	191	149	52	105	1084	72.3

Road Games

No.	Player				Total		3-Point		F-Throw		Rebounds											
		GP-GS	MIN	AVG	FG-FGA	FG%	3FG-3FGA	3FG%	FT-FTA	FT%	OFF	DEF	TOT	AVG	PF	DQ	A	TO	BLK	STL	PTS	AVG
13	KELLY, Miles	13-13	411:56	31.7	73-162	.451	33-78	.423	31-40	.775	8	64	72	5.5	36	1	27	21	2	11	210	16.2
11	NDONGO, Baye	13-13	358:51	27.6	62-116	.534	1-4	.250	22-36	.611	38	73	111	8.5	42	4	11	39	15	11	147	11.3
2	GEORGE, Naithan	13-12	397:21	30.6	50-121	.413	18-51	.353	14-25	.560	5	29	34	2.6	18	0	49	27	1	3	132	10.2
14	REEVES JR., Kowacie	13-13	374:03	28.8	48-104	.462	26-55	.473	8-9	.889	10	37	47	3.6	12	0	11	12	8	5	130	10.0
1	STURDIVANT, Kyle	13-0	249:11	19.2	24-77	.312	13-38	.342	21-23	.913	2	18	20	1.5	19	0	41	13	2	6	82	6.3
5	GAPARE, Tafara	12-7	228:48	19.1	21-61	.344	4-26	.154	10-21	.476	9	28	37	3.1	29	1	10	13	18	3	56	4.7
3	COLEMAN, Dallan "Deebo"	11-0	167:51	15.3	18-50	.360	10-34	.294	2-3	.667	7	20	27	2.5	16	0	4	4	0	6	48	4.4
12	CLAUDE, Tyzhaun	13-1	229:05	17.6	14-29	.483	0-0	.000	24-31	.774	31	29	60	4.6	30	1	7	10	5	2	52	4.0
23	SACKO, Ibrahima	6-2	89:55	15.0	11-20	.550	2-9	.222	0-3	.000	4	8	12	2.0	8	0	3	2	1	2	24	4.0
4	MURPHY, Carter	6-0	73:08	12.2	7-16	.438	6-12	.500	0-0	.000	0	8	8	1.3	9	0	2	1	2	3	20	3.3
24	ABRAM, Amaree	3-1	23:32	7.8	1-8	.125	0-0	.000	1-2	.500	0	5	5	1.7	3	0	2	1	0	0	3	1.0
35	NICHOLS, Emmer	1-0	02:10	2.2	0-0	.000	0-0	.000	0-0	.000	0	1	1	1.0	0	0	0	0	0	0	0	0.0
10	DOWUONA, Ebenezer	5-3	44:09	8.8	0-3	.000	0-0	.000	0-0	.000	2	1	3	0.6	6	0	1	2	1	0	0	0.0
Team											13	23	36				9					
Total		13	2650		329-767	.429	113-307	.368	133-193	.689	129	344	473	36.4	228	7	168	154	55	52	904	69.5
Opponents		13	2650		344-801	.429	109-333	.327	219-287	.763	140	331	471	36.2	190	2	189	91	40	79	1016	78.2

Neutral Games

No.	Player				Total		3-Point		F-Throw		Rebounds											
		GP-GS	MIN	AVG	FG-FGA	FG%	3FG-3FGA	3FG%	FT-FTA	FT%	OFF	DEF	TOT	AVG	PF	DQ	A	TO	BLK	STL	PTS	AVG
11	NDONGO, Baye	4-4	126:18	31.6	26-37	.703	0-1	.000	14-18	.778	11	31	42	10.5	13	0	5	6	5	2	66	16.5
2	GEORGE, Naithan	4-4	126:08	31.5	18-31	.581	6-12	.500	8-11	.727	0	6	6	1.5	6	0	22	9	0	3	50	12.5
1	STURDIVANT, Kyle	4-0	87:40	21.9	15-28	.536	3-11	.273	11-12	.917	2	6	8	2.0	3	0	6	10	0	3	44	11.0
14	REEVES JR., Kowacie	4-4	104:45	26.2	13-33	.394	3-13	.231	8-12	.667	2	11	13	3.3	6	0	2	9	1	1	37	9.3
13	KELLY, Miles	4-4	132:31	33.1	10-48	.208	2-29	.069	13-18	.722	3	14	17	4.3	9	0	9	8	0	5	35	8.8
3	COLEMAN, Dallan "Deebo"	4-0	88:23	22.1	10-22	.455	6-15	.400	2-2	1.000	4	7	11	2.8	8	0	6	4	1	2	28	7.0
5	GAPARE, Tafara	4-2	71:28	17.9	8-24	.333	3-9	.333	6-8	.750	4	8	12	3.0	7	0	4	1	3	0	25	6.3
12	CLAUDE, Tyzhaun	4-0	55:20	13.8	4-6	.667	0-0	.000	1-2	.500	10	10	20	5.0	6	0	2	3	2	2	9	2.3
23	SACKO, Ibrahima	2-0	12:05	6.0	1-2	.500	1-1	1.000	0-0	.000	2	1	3	1.5	3	0	0	3	0	0	3	1.5
10	DOWUONA, Ebenezer	2-2	16:24	8.2	1-4	.250	0-0	.000	0-0	.000	2	1	3	1.5	2	0	1	1	0	0	2	1.0
24	ABRAM, Amaree	1-0	03:58	4.0	0-1	.000	0-1	.000	0-0	.000	0	0	0	0.0	0	0	2	0	0	0	0	0.0
Team											7	8	15									
Total		4	825		106-236	.449	24-92	.261	63-83	.759	47	103	150	37.5	63	0	59	54	12	18	299	74.8
Opponents		4	825		109-246	.443	41-109	.376	48-75	.640	45	85	130	32.5	73	0	51	43	11	37	307	76.8

2023-24 REVIEW

2023-24 RESULTS/INDIVIDUAL PTS-REB-AST

Opponent	Date	Score		1	2	3	4	5	10	11	12	13	14	23
				STURDIVANT	GEORGE,NAI	COLEMAN,DA	MURPHY,CAR	GAPARE,TAF	DOWUONA,EB	NDONGO,BAY	CLAUDE,TYZ	KELLY,MILE	REEVES JR.	SACKO,IBRA
Ga. Southern	11/06/2023	84-62	W	8-4-6	DNP	17-0-0	DNP	2-1-0	2-4-0	DNP	10-10-3	25-5-3	15-3-3	0-4-0
Howard	11/09/2023	88-85	W	11-2-2	DNP	7-4-0	0-0-0	0-2-0	2-1-0	DNP	19-6-3	27-6-2	15-7-2	1-3-0
UMass Lowell	11/14/2023	71-74	L	12-0-5	DNP	24-5-1	DNP	0-3-1	2-1-0	DNP	9-9-1	11-8-1	4-3-0	2-8-1
at Cincinnati	11/22/2023	54-89	L	2-1-4	8-1-0	0-1-0	3-4-0	DNP	0-0-1	8-8-0	2-2-0	12-2-1	14-3-1	3-3-0
Mississippi St.	11/28/2023	67-59	W	12-3-0	11-4-1	6-4-2	3-1-0	DNP	2-2-0	2-6-3	1-1-0	22-12-1	6-6-1	2-3-0
Duke	12/02/2023	72-68	W	6-0-4	2-1-9	5-3-1	0-0-0	DNP	2-3-0	21-5-2	4-8-1	16-7-2	14-4-0	2-0-0
at Georgia	12/05/2023	62-76	L	3-0-3	5-5-1	8-4-2	0-0-0	7-2-0	0-1-0	8-11-3	5-4-1	12-7-4	12-3-0	2-3-1
Alabama A&M	12/09/2023	70-49	W	3-4-2	2-3-8	0-1-1	DNP	8-3-1	2-1-0	2-5-0	10-9-2	11-4-0	20-10-1	4-3-0
vs Penn St.	12/16/2023	82-81	Wot	8-2-3	8-1-8	5-5-3	DNP	20-6-0	2-3-1	12-19-1	2-2-1	10-5-6	15-5-0	DNP
vs Massachusetts	12/21/2023	73-70	W	21-3-0	9-2-5	12-2-0	DNP	0-0-1	0-0-0	12-8-0	0-9-0	7-6-0	9-4-1	3-3-0
at Hawaii	12/22/2023	73-68	W	5-3-5	14-2-3	0-4-0	DNP	9-7-0	DNP	22-12-0	2-5-0	14-5-3	7-5-0	DNP
vs Nevada	12/24/2023	64-72	L	5-1-1	9-1-2	8-3-1	DNP	0-2-0	DNP	20-8-1	3-5-1	10-5-3	9-4-0	0-0-0
at Florida St.	01/03/2024	71-82	L	5-1-5	7-4-3	7-2-0	DNP	2-0-1	DNP	10-9-0	2-0-0	20-6-0	18-6-2	0-0-0
Boston College	01/06/2024	87-95	L	11-10-9	4-0-4	10-1-1	DNP	8-1-0	2-2-0	18-10-1	5-1-0	12-3-1	17-2-0	DNP
Notre Dame	01/09/2024	68-75	Lot	0-1-1	9-2-11	5-3-1	DNP	0-1-0	2-2-0	16-9-2	2-2-0	25-7-3	9-4-2	DNP
at Duke	01/13/2024	79-84	L	3-1-1	17-2-5	8-4-0	DNP	8-0-1	0-0-0	16-5-1	2-5-2	16-11-4	9-4-2	DNP
at Clemson	01/16/2024	93-90	Wot2	18-1-2	20-0-6	6-0-0	DNP	0-4-1	0-1-0	11-10-1	9-8-2	14-6-1	15-0-0	DNP
Virginia	01/20/2024	66-75	L	8-4-0	15-1-9	5-2-0	DNP	3-1-1	0-0-0	15-5-0	6-4-1	8-5-1	6-3-0	0-1-0
Pittsburgh	01/23/2024	64-72	L	14-2-3	10-1-4	3-1-0	DNP	4-1-0	DNP	17-8-0	1-5-0	0-2-2	15-5-0	0-5-0
at Virginia Tech	01/27/2024	67-91	L	9-3-3	7-2-8	3-4-0	6-1-1	0-0-0	DNP	16-9-0	8-3-0	11-3-1	6-0-1	0-0-0
North Carolina	01/30/2024	74-73	W	18-2-4	16-4-4	3-4-0	0-1-0	6-8-1	0-2-0	2-0-1	9-8-0	15-5-0	2-4-0	3-0-0
at NC State	02/03/2024	76-82	L	9-2-2	18-4-5	0-2-0	DNP	7-4-0	0-1-0	5-7-0	5-8-0	20-10-2	12-3-1	DNP
Wake Forest	02/06/2024	51-80	L	3-1-0	12-5-7	0-0-0	0-0-0	8-5-0	0-1-0	14-6-0	4-2-0	0-5-1	3-5-3	2-0-0
at Louisville	02/10/2024	67-79	L	7-0-3	2-0-0	DNP	8-2-1	1-5-3	DNP	2-8-0	5-9-0	36-7-2	0-3-0	6-2-1
at Notre Dame	02/14/2024	55-58	L	0-2-2	5-4-4	DNP	3-1-0	1-2-0	DNP	11-5-2	4-3-0	11-4-4	7-6-1	13-4-1
Syracuse	02/17/2024	65-60	W	17-2-4	0-2-3	DNP	0-0-0	10-9-2	DNP	16-11-2	2-6-1	16-10-2	4-4-0	0-4-0
Clemson	02/21/2024	57-81	L	14-2-0	7-1-2	DNP	2-0-1	10-7-0	DNP	8-6-1	1-4-0	8-4-1	7-3-1	0-7-0
at Miami (FL)	02/24/2024	80-76	W	10-3-7	5-3-6	8-2-1	DNP	7-3-1	DNP	8-7-3	2-5-0	25-7-3	15-8-1	DNP
Florida St.	03/02/2024	85-76	W	20-2-4	15-5-2	5-2-1	0-0-0	8-10-4	DNP	15-14-0	8-10-1	5-3-3	9-3-2	DNP
at Wake Forest	03/05/2024	70-69	W	3-0-0	16-3-3	2-1-0	DNP	11-6-2	DNP	9-11-1	2-4-2	19-3-2	8-2-2	DNP
at Virginia	03/09/2024	57-72	L	8-3-4	8-4-5	6-3-1	0-0-0	3-4-1	DNP	21-9-0	4-4-0	0-1-0	7-4-0	DNP
vs Notre Dame	03/12/2024	80-84	L	10-2-2	24-2-7	3-1-2	DNP	5-4-3	DNP	22-7-3	4-4-0	8-1-0	4-0-1	DNP

Opponent	Date	Score		24	33	35
				ABRAM,AMAR	SAN MIGUEL	NICHOLS,EM
Ga. Southern	11/06/2023	84-62	W	5-2-2	DNP	DNP
Howard	11/09/2023	88-85	W	6-4-3	DNP	DNP
UMass Lowell	11/14/2023	71-74	L	7-2-1	DNP	DNP
at Cincinnati	11/22/2023	54-89	L	2-4-1	DNP	0-1-0
Mississippi St.	11/28/2023	67-59	W	DNP	DNP	DNP
Duke	12/02/2023	72-68	W	DNP	DNP	DNP
at Georgia	12/05/2023	62-76	L	DNP	DNP	DNP
Alabama A&M	12/09/2023	70-49	W	8-4-0	0-1-0	0-3-0
vs Penn St.	12/16/2023	82-81	Wot	0-0-2	DNP	DNP
vs Massachusetts	12/21/2023	73-70	W	DNP	DNP	DNP
at Hawaii	12/22/2023	73-68	W	DNP	DNP	DNP
vs Nevada	12/24/2023	64-72	L	DNP	DNP	DNP
at Florida St.	01/03/2024	71-82	L	DNP	DNP	DNP
Boston College	01/06/2024	87-95	L	DNP	DNP	DNP
Notre Dame	01/09/2024	68-75	Lot	DNP	DNP	DNP
at Duke	01/13/2024	79-84	L	0-1-1	DNP	DNP
at Clemson	01/16/2024	93-90	Wot2	DNP	DNP	DNP
Virginia	01/20/2024	66-75	L	DNP	DNP	DNP
Pittsburgh	01/23/2024	64-72	L	DNP	DNP	DNP
at Virginia Tech	01/27/2024	67-91	L	1-0-0	DNP	DNP
North Carolina	01/30/2024	74-73	W	0-0-0	DNP	DNP
at NC State	02/03/2024	76-82	L	DNP	DNP	DNP
Wake Forest	02/06/2024	51-80	L	5-0-1	DNP	DNP
at Louisville	02/10/2024	67-79	L	DNP	DNP	DNP
at Notre Dame	02/14/2024	55-58	L	DNP	DNP	DNP
Syracuse	02/17/2024	65-60	W	DNP	DNP	DNP
Clemson	02/21/2024	57-81	L	DNP	DNP	DNP
at Miami (FL)	02/24/2024	80-76	W	DNP	DNP	DNP
Florida St.	03/02/2024	85-76	W	DNP	DNP	DNP
at Wake Forest	03/05/2024	70-69	W	DNP	DNP	DNP
at Virginia	03/09/2024	57-72	L	DNP	DNP	DNP
vs Notre Dame	03/12/2024	80-84	L	DNP	DNP	DNP

2023-24 REVIEW

2023-24 GAME-BY-GAME TEAM TOTALS

Georgia Tech

Opponent	Date	Score		Total		3-Pointers		Free throws		Rebounds				PF	A	TO	BLK	STL	PTS	AVG
				FG-FGA	PCT	3FG-3FGA	PCT	FT-FTA	PCT	OFF	DEF	TOT	AVG							
Ga. Southern	11/06/2023	84-62	W	27-60	.450	13-29	.448	17-27	.630	15	22	37	37.0	16	17	13	4	10	84	84.0
Howard	11/09/2023	88-85	W	34-77	.442	4-18	.222	16-27	.593	22	21	43	40.0	19	12	7	3	6	88	86.0
UMass Lowell	11/14/2023	71-74	L	26-70	.371	6-30	.200	13-23	.565	18	26	44	41.3	22	11	11	6	5	71	81.0
at Cincinnati	11/22/2023	54-89	L	17-49	.347	5-17	.294	15-19	.789	7	25	32	39.0	16	8	19	10	4	54	74.3
Mississippi St.	11/28/2023	67-59	W	21-61	.344	8-27	.296	17-23	.739	12	33	45	40.2	20	8	12	5	7	67	72.8
Duke	12/02/2023	72-68	W	27-53	.509	7-23	.304	11-13	.846	6	27	33	39.0	12	19	12	8	1	72	72.7
at Georgia	12/05/2023	62-76	L	24-75	.320	8-27	.296	6-13	.462	17	26	43	39.6	18	15	8	5	7	62	71.1
Alabama A&M	12/09/2023	70-49	W	24-56	.429	8-28	.286	14-22	.636	19	36	55	41.5	14	15	20	2	3	70	71.0
vs Penn St.	12/16/2023	82-81	Wot	32-71	.451	5-22	.227	13-19	.684	20	34	54	42.9	16	25	17	5	3	82	72.2
vs Massachusetts	12/21/2023	73-70	W	25-51	.490	5-17	.294	18-21	.857	10	32	42	42.8	16	7	21	5	6	73	72.3
at Hawaii	12/22/2023	73-68	W	29-63	.460	5-17	.294	10-15	.667	15	31	46	43.1	17	11	9	4	2	73	72.4
vs Nevada	12/24/2023	64-72	L	22-57	.386	6-26	.231	14-21	.667	10	21	31	42.1	16	9	9	1	4	64	71.7
at Florida St.	01/03/2024	71-82	L	25-59	.424	7-26	.269	14-26	.538	9	22	31	41.2	18	11	10	2	4	71	71.6
Boston College	01/06/2024	87-95	L	32-59	.542	10-23	.435	13-19	.684	11	25	36	40.9	15	16	11	2	3	87	72.7
Notre Dame	01/09/2024	68-75	Lot	27-72	.375	11-35	.314	3-7	.429	10	23	33	40.3	16	20	10	2	10	68	72.4
at Duke	01/13/2024	79-84	L	30-55	.545	11-20	.550	8-12	.667	5	29	34	39.9	21	17	14	8	3	79	72.8
at Clemson	01/16/2024	93-90	Wot2	31-62	.500	15-35	.429	16-20	.800	9	24	33	39.5	22	13	12	4	5	93	74.0
Virginia	01/20/2024	66-75	L	23-51	.451	9-27	.333	11-15	.733	8	21	29	38.9	13	12	13	2	4	66	73.6
Pittsburgh	01/23/2024	64-72	L	22-56	.393	8-25	.320	12-16	.750	12	19	31	38.5	16	9	9	5	5	64	73.1
at Virginia Tech	01/27/2024	67-91	L	25-66	.379	8-22	.364	9-14	.643	13	18	31	38.2	16	14	5	5	2	67	72.8
North Carolina	01/30/2024	74-73	W	25-61	.410	9-20	.450	15-17	.882	10	31	41	38.3	17	10	14	8	4	74	72.8
at NC State	02/03/2024	76-82	L	24-58	.414	11-27	.407	17-25	.680	11	36	47	38.7	23	10	12	4	2	76	73.0
Wake Forest	02/06/2024	51-80	L	17-60	.283	3-24	.125	14-19	.737	5	26	31	38.3	16	12	11	2	3	51	72.0
at Louisville	02/10/2024	67-79	L	22-63	.349	9-25	.360	14-18	.778	14	22	36	38.3	28	10	15	1	8	67	71.8
at Notre Dame	02/14/2024	55-58	L	22-48	.458	5-15	.333	6-11	.545	5	26	31	38.0	16	14	10	5	4	55	71.1
Syracuse	02/17/2024	65-60	W	24-61	.393	7-25	.280	10-12	.833	12	37	49	38.4	17	14	17	2	6	65	70.9
Clemson	02/21/2024	57-81	L	16-53	.302	6-21	.286	19-21	.905	10	24	34	38.2	8	6	9	3	0	57	70.4
at Miami (FL)	02/24/2024	80-76	W	30-63	.476	15-34	.441	5-5	1.000	9	32	41	38.3	13	22	12	2	4	80	70.7
Florida St.	03/02/2024	85-76	W	30-71	.423	8-26	.308	17-24	.708	21	34	55	38.9	15	17	16	7	3	85	71.2
at Wake Forest	03/05/2024	70-69	W	29-54	.537	10-21	.476	2-2	1.000	6	28	34	38.7	16	12	16	3	4	70	71.2
at Virginia	03/09/2024	57-72	L	21-52	.404	4-21	.190	11-13	.846	9	25	34	38.6	4	11	12	2	3	57	70.7
vs Notre Dame	03/12/2024	80-84	L	27-57	.474	8-27	.296	18-22	.818	7	16	23	38.1	15	18	7	1	5	80	71.0
Total		2272		810-1924	.421	254-780	.326	398-561	.709	367	852	1219	38.1	527	425	393	128	140	2272	71.0
Opponents		2407		846-1976	.428	254-779	.326	461-624	.739	339	794	1133	35.4	520	431	283	103	221	2407	75.2

Opponents

Opponent	Date	Score		Total		3-Pointers		Free throws		Rebounds				PF	A	TO	BLK	STL	PTS	AVG
				FG-FGA	PCT	3FG-3FGA	PCT	FT-FTA	PCT	OFF	DEF	TOT	AVG							
Ga. Southern	11/06/2023	84-62	W	23-57	.404	6-22	.273	10-13	.769	11	22	33	33.0	23	6	18	2	5	62	62.0
Howard	11/09/2023	88-85	W	30-60	.500	6-21	.286	19-28	.679	11	26	37	35.0	19	11	14	6	5	85	73.5
UMass Lowell	11/14/2023	71-74	L	28-67	.418	2-15	.133	16-19	.842	13	29	42	37.3	19	12	10	6	7	74	73.7
at Cincinnati	11/22/2023	54-89	L	29-62	.468	14-35	.400	17-24	.708	8	26	34	36.5	15	17	6	4	7	89	77.5
Mississippi St.	11/28/2023	67-59	W	20-65	.308	7-30	.233	12-16	.750	14	29	43	37.8	19	5	13	2	8	59	73.8
Duke	12/02/2023	72-68	W	26-62	.419	4-16	.250	12-20	.600	13	20	33	37.0	15	12	6	6	8	68	72.8
at Georgia	12/05/2023	62-76	L	26-65	.400	10-33	.303	14-21	.667	13	37	50	38.9	14	14	9	4	4	76	73.3
Alabama A&M	12/09/2023	70-49	W	16-58	.276	2-20	.100	15-20	.750	9	19	28	37.5	20	4	7	4	12	49	70.3
vs Penn St.	12/16/2023	82-81	Wot	29-74	.392	12-33	.364	11-17	.647	14	18	32	36.9	18	15	6	3	13	81	71.4
vs Massachusetts	12/21/2023	73-70	W	26-67	.388	10-31	.323	8-19	.421	15	18	33	36.5	20	11	11	3	16	70	71.3
at Hawaii	12/22/2023	73-68	W	22-58	.379	6-26	.231	18-25	.720	7	21	28	35.7	16	12	4	2	4	68	71.0
vs Nevada	12/24/2023	64-72	L	26-53	.491	7-22	.318	13-20	.650	8	26	34	35.6	18	9	12	5	4	72	71.1
at Florida St.	01/03/2024	71-82	L	31-60	.517	7-17	.412	13-17	.765	9	29	38	35.8	21	12	13	1	7	82	71.9
Boston College	01/06/2024	87-95	L	35-63	.556	12-23	.522	13-18	.722	5	19	24	34.9	18	21	5	3	4	95	73.6
Notre Dame	01/09/2024	68-75	Lot	24-61	.393	8-24	.333	19-21	.905	13	35	48	35.8	12	11	16	1	5	75	73.7
at Duke	01/13/2024	79-84	L	27-63	.429	10-21	.476	20-28	.714	11	21	32	35.6	15	16	4	4	6	84	74.3
at Clemson	01/16/2024	93-90	Wot2	29-70	.414	3-21	.143	29-38	.763	22	23	45	36.1	15	13	10	4	5	90	75.2
Virginia	01/20/2024	66-75	L	29-58	.500	11-23	.478	6-11	.545	9	20	29	35.7	14	19	9	3	4	75	75.2
Pittsburgh	01/23/2024	64-72	L	24-50	.480	8-19	.421	16-21	.762	9	24	33	35.6	14	13	11	4	6	72	75.1
at Virginia Tech	01/27/2024	67-91	L	32-58	.552	12-27	.444	15-17	.882	8	29	37	35.7	17	23	7	3	2	91	75.9
North Carolina	01/30/2024	74-73	W	28-77	.364	8-28	.286	9-17	.529	22	26	48	36.2	16	17	11	0	8	73	75.7
at NC State	02/03/2024	76-82	L	26-69	.377	9-31	.290	21-27	.778	13	29	42	36.5	18	14	4	2	9	82	76.0
Wake Forest	02/06/2024	51-80	L	29-63	.460	5-21	.238	17-17	1.000	6	36	42	36.7	14	17	8	5	8	80	76.2
at Louisville	02/10/2024	67-79	L	22-57	.386	4-18	.222	31-34	.912	13	28	41	36.9	16	13	12	4	5	79	76.3
at Notre Dame	02/14/2024	55-58	L	18-57	.316	5-26	.192	17-22	.773	16	24	40	37.0	14	10	6	2	7	58	75.6
Syracuse	02/17/2024	65-60	W	22-60	.367	4-25	.160	12-17	.706	4	24	28	36.7	17	10	7	2	12	60	75.0
Clemson	02/21/2024	57-81	L	31-58	.534	14-29	.483	5-7	.714	5	26	31	36.5	16	21	5	4	4	81	75.2
at Miami (FL)	02/24/2024	80-76	W	29-69	.420	13-36	.361	5-10	.500	11	23	34	36.4	9	19	5	3	6	76	75.2
Florida St.	03/02/2024	85-76	W	28-70	.400	7-21	.333	13-17	.765	10	23	33	36.3	21	12	9	4	9	76	75.2
at Wake Forest	03/05/2024	70-69	W	24-57	.421	4-16	.250	17-20	.850	6	19	25	35.9	11	8	6	3	8	69	75.0
at Virginia	03/09/2024	57-72	L	29-56	.518	12-26	.462	2-4	.500	3	22	25	35.5	9	18	5	4	9	72	74.9
vs Notre Dame	03/12/2024	80-84	L	28-52	.538	12-23	.522	16-19	.842	8	23	31	35.4	17	16					

2023-24 MISCELLANEOUS

Starting Lineups

Date	Opponent	Result	F	F	C	G	G	Lineup#	Record
N6	GEORGIA SOUTHERN	W, 84-62	Reeves, Jr.	Gapare	Claude	Kelly	Abram	1	1-0
N9	HOWARD	W, 88-85	Reeves, Jr.	Gapare	Claude	Kelly	Abram	1	2-0
N14	UMASS LOWELL	L, 71-74	Reeves, Jr.	Gapare	Claude	Kelly	Abram	1	2-1
N22	at Cincinnati	L, 54-89	Reeves, Jr.	Ndongo	Claude	Kelly	Abram	2	0-1
N28	MISSISSIPPI STATE	W, 67-59	Reeves, Jr.	Ndongo	Dowuona	Kelly	George	3	1-0
D2	DUKE	W, 72-68	Reeves, Jr.	Ndongo	Dowuona	Kelly	George	3	2-0
D5	at Georgia	L, 62-76	Reeves, Jr.	Ndongo	Dowuona	Kelly	George	3	2-1
D9	ALABAMA A&M	W, 70-49	Reeves, Jr.	Ndongo	Dowuona	Kelly	George	3	3-1
D16	vs. Penn State	W, 82-81 (ot)	Reeves, Jr.	Ndongo	Dowuona	Kelly	George	3	4-1
D21	vs. Massachusetts	W, 73-70	Reeves, Jr.	Ndongo	Dowuona	Kelly	George	3	5-1
D22	at Hawai'i	W, 73-68	Reeves, Jr.	Ndongo	Gapare	Kelly	George	4	1-0
D24	vs. Nevada	L, 64-72	Reeves, Jr.	Ndongo	Gapare	Kelly	George	4	1-1
J3	at Florida State	L, 71-82	Reeves, Jr.	Ndongo	Sacko	Kelly	George	5	0-1
J6	BOSTON COLLEGE	L, 87-95	Reeves, Jr.	Ndongo	Dowuona	Kelly	George	3	5-2
J9	NOTRE DAME	L, 68-75 (ot)	Reeves, Jr.	Ndongo	Dowuona	Kelly	George	3	5-3
J13	at Duke	L, 79-84	Reeves, Jr.	Ndongo	Gapare	Kelly	George	4	1-2
J16	at Clemson	W, 93-90 (2ot)	Reeves, Jr.	Ndongo	Dowuona	Kelly	George	3	6-3
J20	VIRGINIA	L, 66-75	Reeves, Jr.	Ndongo	Dowuona	Kelly	George	3	6-4
J23	PITTSBURGH	L, 64-72	Reeves, Jr.	Ndongo	Sacko	Kelly	George	5	0-2
J27	at Virginia Tech	L, 67-91	Reeves, Jr.	Ndongo	Sacko	Kelly	George	5	0-3
J30	NORTH CAROLINA	W, 74-73	Reeves, Jr.	Ndongo	Dowuona	Kelly	George	3	7-4
F3	at NC State	L, 76-82	Reeves, Jr.	Ndongo	Dowuona	Kelly	George	3	7-5
F6	WAKE FOREST	L, 51-80	Reeves, Jr.	Ndongo	Dowuona	Kelly	George	3	7-6
F10	at Louisville	L, 67-79	Reeves, Jr.	Ndongo	Gapare	Kelly	George	4	1-3
F14	at Notre Dame	L, 55-58	Reeves, Jr.	Ndongo	Gapare	Kelly	George	4	1-4
F17	SYRACUSE	W, 65-60	Reeves, Jr.	Ndongo	Gapare	Kelly	George	4	2-4
F21	CLEMSON	L, 57-81	Reeves, Jr.	Ndongo	Gapare	Kelly	George	4	2-5
F24	at Miami	W, 80-76	Reeves, Jr.	Ndongo	Gapare	Kelly	George	4	3-5
M2	FLORIDA STATE	W, 85-76	Reeves, Jr.	Ndongo	Gapare	Kelly	George	4	4-5
M5	at Wake Forest	W, 70-69	Reeves, Jr.	Ndongo	Gapare	Kelly	George	4	5-5
M9	at Virginia	L, 57-72	Reeves, Jr.	Ndongo	Gapare	Kelly	George	4	5-6
M12	vs. Notre Dame	L, 80-84	Reeves, Jr.	Ndongo	Gapare	Kelly	George	4	5-7

Specialty Stats (GT/Opp)

Date	Opponent	Paint	OffTo	2ndCh	FBreak	Bench
N6	GEORGIA SOUTHERN	26/30	19/11	14/13	10/4	27/35
N9	HOWARD	50/46	17/6	16/11	13/12	21/26
N14	UMASS LOWELL	38/44	12/14	24/13	7/8	40/11
N22	at Cincinnati	16/22	8/20	5/14	4/19	16/36
N28	MISSISSIPPI STATE	20/26	16/5	5/13	8/8	24/24
D2	DUKE	32/36	2/17	0/17	5/6	17/28
D5	at Georgia	32/28	10/13	23/16	5/2	25/33
D9	ALABAMA A&M	32/22	8/17	13/6	23/14	33/26
D16	vs. Penn State	42/28	9/27	24/20	4/10	35/19
D21	vs. Massachusetts	28/24	12/23	12/17	23/11	36/10
D22	at Hawai'i	46/30	8/10	19/10	15/8	7/18
D24	vs. Nevada	28/20	6/9	14/8	2/7	16/7
J3	at Florida State	30/30	11/10	8/8	11/2	16/42
J6	BOSTON COLLEGE	36/34	7/20	11/7	15/4	34/14
J9	NOTRE DAME	22/24	26/10	5/10	4/3	7/33
J13	at Duke	24/32	7/15	7/15	7/13	13/10
J16	at Clemson	26/50	10/14	12/30	3/4	33/8
J20	VIRGINIA	18/34	9/21	6/11	4/9	22/11
J23	PITTSBURGH	24/22	13/13	12/11	6/2	22/26
J27	at Virginia Tech	30/36	10/4	14/9	4.0	27/32
J30	NORTH CAROLINA	26/34	9/14	8/23	3/12	39/14
F3	at NC State	22/32	4/18	13/18	15/22	21/5
F6	WAKE FOREST	24/46	7/8	3/11	5/13	22/17
F10	at Louisville	18/30	14/20	7/20	4/2	26/16
F14	at Notre Dame	28/20	6/7	9/20	0/2	20/14
F17	SYRACUSE	32/32	8/16	8/9	9/15	19/14
F21	CLEMSON	18/22	4/7	6/7	7/10	17/11
F24	at Miami	28/22	7/11	9/14	9/12	20/13
M2	FLORIDA STATE	40/38	9/11	21/11	10/13	33/23
M5	at Wake Forest	22/38	9/15	13/6	6/6	7/1
M9	at Virginia	24/26	4/19	12/5	11/9	18/20
M12	vs. Notre Dame	32/18	19/11	14/10	7/9	17/12

Miscellaneous

Date	Opponent	Uniform		Large		Large		Lead		GT		Opp		Game
		Color	Tip	Lead	Deficit	Ties	Changes	Led	Led	Tied	1st GT Subs	On the Floor at the End		
N6	GEORGIA SOUTHERN	White	GT	22	6	6	13	24:29	11:31	4:00	Sturdivant, Dowuona	16:05-1H	Sturdivant, Coleman, Kelly, Reeves, Sacko	
N9	HOWARD	White	GT	6	14	5	8	7:42	30:31	1:47	Sturdivant, Coleman, Dowuona	14:51-1H	Sturdivant, Coleman, Kelly, Reeves, Sacko	
N14	UMASS LOWELL	White	GT	8	11	3	4	19:05	18:02	2:53	Sturdivant, Coleman, Sacko	16:24-1H	Sturdivant, Coleman, Claude, Kelly, Reeves	
N22	at Cincinnati	Gold	UC	3	41	3	2	0:43	35:29	3:48	Sturdivant, Dowuona	16:19-1H	George, Murphy, Ndongo, Sacko, Nichols	
N28	MISSISSIPPI STATE	Gold	MSU	16	-	2	-	38:01	-	1:59	Sturdivant, Coleman	15:47-1H	George, Sturdivant, Coleman, Kelly, Reeves	
D2	DUKE	White	DU	11	4	5	5	34:40	1:38	3:42	Sacko	16:22-1H	Reeves, Ndongo, Dowuona, Kelly, George	
D5	at Georgia	Gold	UGA	-	23	1	-	-	39:29	0:31	Coleman	16:44-1H	Sturdivant, Coleman, Gapare, Claude, Reeves, Jr.	
D9	ALABAMA A&M	White	GT	30	2	-	3	37:55	1:14	0:51	Sturdivant, Coleman	14:54-1H	George, Reeves, Jr., Abram, San Miguel, Nichols	
D16	vs. Penn State	Gray	PSU	10	5	10	11	22:02	14:39	3:19	Coleman, Gapare, Claude, Sturdivant	14:22-1H	Coleman, Gapare, Ndongo, Kelly, Reeves Jr.	
D21	vs. Massachusetts	Navy	GT	8	11	4	4	8:20	29:50	1:50	Sacko	15:55-1H	Sturdivant, Coleman, George, Kelly, Reeves Jr.	
D22	at Hawai'i	Gold	UH	21	1	1	2	39:14	0:16	0:30	Sturdivant, George, Coleman, Kelly, Reeves Jr.		Sturdivant, George, Coleman, Kelly, Reeves Jr.	
D24	vs. Nevada	White	GT	6	8	2	3	6:11	31:57	1:52	Claude	17:36-1H	George, Gapare, Ndongo, Kelly, Reeves Jr.	
J3	at Florida State	Navy	GT	3	17	1	1	1:31	36:04	2:25	Gapare	16:16-1H	Sturdivant, Gapare, Ndongo, Kelly, Reeves, Jr.	
J6	BOSTON COLLEGE	White	GT	16	10	6	9	21:58	14:40	3:22	Claude, Sturdivant	15:41-1H	Sturdivant, Coleman, Gapare, Kelly, Reeves Jr.	
J9	NOTRE DAME	Gray	GT	7	7	9	11	19:56	20:00	5:04	Sturdivant, Claude	16:39-1H	George, Coleman, Ndongo, Kelly, Reeves Jr.	
J13	at Duke	Gold	GT	10	10	9	11	14:24	20:39	4:57	Coleman, Sturdivant	14:42-1H	Sturdivant, George, Coleman, Ndongo, Reeves Jr.	
J16	at Clemson	Navy	CL	3	9	7	7	5:21	40:38	5:01	Sturdivant, Claude	15:23-1H	Coleman, Gapare, Claude, Kelly, Reeves Jr.	
J20	VIRGINIA	White	GT	11	15	1	1	17:31	20:34	1:55	Sturdivant, Claude	15:08-1H	Sturdivant, George, Ndongo, Kelly, Reeves Jr.	
J23	PITTSBURGH	White	Pitt	6	9	3	7	9:51	27:20	2:49	Sturdivant, Coleman, Gapare, Claude	15:05-1H	Sturdivant, Coleman, George, Reeves Jr., Ndongo	
J27	at Virginia Tech	Gray	VT	3	24	2	1	0:44	36:42	2:36	Sturdivant, Coleman, Gapare, Claude	14:54-1H	Sturdivant, Gapare, Sacko, Murphy, Abram	
J30	NORTH CAROLINA	White	GT	8	11	4	8	15:31	21:14	3:15	Claude	15:28-1H (injury to Ndongo)	Coleman, Gapare, Dowuona, Claude, Kelly	
F3	at NC State	Gold	NCSU	6	14	3	2	4:06	34:14	1:40	Sturdivant, Gapare	16:21-1H	Sturdivant, George, Coleman, Kelly, Reeves Jr.	
F6	WAKE FOREST	White*	GT	3	38	1	1	0:50	38:11	0:59	Claude	16:42-1H	George, Abram, Gapare, Ndongo, Sacko	
F10	at Louisville	Gold	LOU	9	14	7	8	19:12	13:46	7:02	Sturdivant, Sacko, Claude	12:31-1H	Sturdivant, Murphy, Kelly, Gapare, Sacko	
F14	at Notre Dame	Navy	GT	6	6	6	9	19:09	15:41	5:10	Sacko	17:05-1H	Murphy, George, Kelly, Ndongo, Reeves Jr.	
F17	SYRACUSE	White	SYR	10	7	6	5	22:22	12:21	5:17	Sturdivant, Sacko	15:23-1H	Gapare, Ndongo, Kelly, Reeves Jr., Sacko	
F21	CLEMSON	White	CL	3	26	3	1	0:35	37:21	2:04	Sturdivant, Claude	15:30-1H	Sturdivant, Murphy, Ndongo, Claude, Sacko	
F24	at Miami	Gold	UM	13	7	8	7	24:10	10:13	5:37	Sturdivant, Claude	14:08-1H	Sturdivant, Kelly, Reeves Jr., Gapare, Ndongo	
M2	FLORIDA STATE	White	FSU	17	2	4	4	37:14	0:15	2:31	Claude	16:17-1H	George, Murphy, Ndongo, Kelly, Reeves Jr.	
M5	at Wake Forest	Gold	WF	19	1	-	2	38:37	0:18	1:05	Claude	15:56-1H	Sturdivant, George, Ndongo, Kelly, Reeves Jr.	
M9	at Virginia	Gold	GT	2	23	3	8	2:15	31:32	6:13	Sturdivant	15:05-1H	Sturdivant, Coleman, Murphy, Gapare, Claude	
M12	vs. Notre Dame	Gray	ND	1	17	3	4	1:43	36:44	1:33	Sturdivant, Claude	15:15-1H	Sturdivant, George, Coleman, Ndongo, Kelly	

*alternate gold or white uniform

2023-24 REVIEW

2023-24 BOX SCORES

Ga. Southern - 62													Record: 0-1				Shooting By Period			
NO.	Name	Min	FG	3P	FT	Rebounds	Fouls	TP	AS	TO	ST	Blocks	BS	BA	+/	1st	2nd	3rd	4th	
			M-A	M-A	M-A	OR DR TOT	PF					BS	BA	+/	FG%	3PT%	FT%	Reb%	Fouls	
1	Cam Bryant	F 20:50	3-8	1-3	1-1	0 2 2	4	3	8	1	5	1	0	0	-11	33.3%	4.1%	33.3%	33.3%	3
10	Carlos Curry	F 14:49	3-5	2-2	1-2	1 3 4	4	1	9	0	0	2	0	-3	77.8%	7.9%	48.8%	48.8%	4	
25	Avantae Parker	F 22:15	2-4	0-1	1-2	0 0 0	4	3	5	0	1	0	0	-18	50.0%	0.0%	50.0%	0.0%	1	
0	Malik Tidwell	G 38:44	2-10	0-5	1-2	1 2 3	1	1	5	4	2	1	0	-20	20.0%	0.0%	75%	20.0%	2	
5	Derrick Harris Jr.	G 04:38	0-2	0-1	0-0	0 1 1	1	0	0	0	0	0	0	1	0.0%	0.0%	0.0%	0.0%	1	
11	Jamar Franklin	31:16	6-13	1-3	4-4	1 2 3	3	2	17	0	2	1	0	-16	46.2%	33.3%	50.0%	46.2%	2	
12	Tyren Moore	19:31	4-9	2-5	0-0	1 3 4	4	1	10	1	3	1	0	-15	44.4%	40.0%	0.0%	44.4%	3	
14	Collin Kuhl	19:18	2-3	0-0	2-2	3 2 5	0	3	6	0	0	0	0	-7	66.7%	0.0%	100%	66.7%	0	
23	Nate Braddon	25:29	1-3	0-2	0-0	0 0 0	5	2	2	0	1	0	0	-19	33.3%	0.0%	0.0%	33.3%	1	
13	Eren Banks	03:10	0-0	0-0	0-0	0 0 0	0	0	0	0	0	0	0	-2	0.0%	0.0%	0.0%	0.0%	0	
Team						4 2 6	0	0	0	0	0	0	0							
Totals		23:57	6-22	10-13	11	22 33	23	14	62	6	18	5	2	4	-22	27.3%	15.4%	40.0%	27.3%	14

Georgia Tech - 84													Record: 1-0				Shooting By Period			
NO.	Name	Min	FG	3P	FT	Rebounds	Fouls	TP	AS	TO	ST	Blocks	BS	BA	+/	1st	2nd	3rd	4th	
			M-A	M-A	M-A	OR DR TOT	PF					BS	BA	+/	FG%	3PT%	FT%	Reb%	Fouls	
5	Tafara Capare	F 15:55	1-6	0-1	0-0	1 0 1	2	0	2	0	1	1	3	-3	16.7%	0.0%	0.0%	16.7%	4	
12	Tyzhaun Claude	F 29:50	3-8	0-2	4-6	5 5 10	5	10	3	0	2	0	0	14	37.5%	0.0%	66.7%	37.5%	3	
13	Miles Kelly	G 30:29	9-18	4-9	3-5	2 3 5	3	5	25	3	2	2	0	17	50.0%	44.4%	60.0%	50.0%	2	
14	Kowacia Reeves	G 32:42	4-7	3-5	4-4	1 2 3	1	3	15	3	3	1	0	14	57.1%	60.0%	100%	57.1%	1	
24	Amaree Abram	G 16:39	1-4	1-3	2-4	0 2 2	1	1	5	2	3	0	0	2	25.0%	33.3%	75%	25.0%	2	
1	Kyle Sturdivant	27:43	3-5	2-3	0-0	0 4 4	2	0	8	6	1	1	0	25	60.0%	66.7%	0.0%	60.0%	1	
10	Ebenezer Dowuona	08:22	1-2	0-0	0-1	3 1 4	3	1	2	0	0	0	0	1	50.0%	0.0%	0.0%	50.0%	0	
3	Dallan "Deebo" Coleman	25:49	5-7	3-5	4-7	2 0 2	0	2	5	17	0	0	0	25	71.4%	60.0%	57.1%	71.4%	0	
23	Ibrahima Sacko	12:31	0-3	0-1	0-0	2 0 2	0	0	0	0	2	1	0	1	0.0%	0.0%	0.0%	0.0%	1	
Team						1 3 4	0	0	2	0	2	0	0							
Totals		27:60	13-29	17-27	15	22 37	16	20	84	17	13	10	4	2	22	44.8%	37.0%	50.0%	44.8%	15

Biggest lead		Points from		Period by Period Scoring	
GoSo	GaTech	Turnovers	GoSo	1st	2nd
6 (1 st 15:09)	22 (2 nd 0:45)	11	19	31	31
Best Scoring Run	7 (1 st 3:21)	Paint	30	26	
Lead Changes	13	Second Chance	13	14	
Times Tied	6	Fast Breaks	4	10	
Time with Lead	11:31	Bench	35	27	
		GoSo	31	31	62
		GaTech	32	52	84

Howard - 85													Record: 1-1				Shooting By Period			
NO.	Name	Min	FG	3P	FT	Rebounds	Fouls	TP	AS	TO	ST	Blocks	BS	BA	+/	1st	2nd	3rd	4th	
			M-A	M-A	M-A	OR DR TOT	PF					BS	BA	+/	FG%	3PT%	FT%	Reb%	Fouls	
2	Dom Campbell	F 18:23	2-6	0-0	0-0	3 1 4	5	1	4	0	1	0	0	-1	33.3%	0.0%	0.0%	33.3%	3	
22	Shy Odum	F 37:10	9-17	0-2	4-6	1 6 7	2	4	22	4	3	1	1	-5	52.9%	0.0%	66.7%	52.9%	4	
0	Marcus Dockery	G 34:44	3-13	1-8	0-0	1 4 5	1	2	7	4	2	0	0	1	23.1%	12.5%	0.0%	23.1%	1	
3	Isiah Warfield	G 31:09	2-3	1-2	4-5	1 6 7	1	3	9	0	3	2	0	-2	66.7%	50.0%	100%	66.7%	1	
34	Bryce Harris	G 30:35	7-11	0-3	3-6	5 3 8	5	4	17	2	2	0	0	1	63.6%	0.0%	50.0%	63.6%	3	
4	Miles Stewart	05:38	0-0	0-0	1-2	0 1 1	1	1	1	0	0	0	0	5	0.0%	0.0%	50.0%	0.0%	0	
30	Joshua Strong	28:16	5-8	3-5	5-7	0 2 2	1	3	18	1	1	0	0	-8	62.5%	60.0%	71.4%	62.5%	1	
23	Jordan Hairston	14:05	2-2	1-1	2-2	0 2 2	3	1	7	0	1	1	0	-6	100%	100%	100%	100%	0	
Team						0 1 1	0	0	0	0	0	0	0							
Totals		30:60	6-21	19-28	11	26 37	19	19	85	11	14	5	6	-3	28.6%	14.3%	50.0%	28.6%	19	

Georgia Tech - 88													Record: 2-0				Shooting By Period			
NO.	Name	Min	FG	3P	FT	Rebounds	Fouls	TP	AS	TO	ST	Blocks	BS	BA	+/	1st	2nd	3rd	4th	
			M-A	M-A	M-A	OR DR TOT	PF					BS	BA	+/	FG%	3PT%	FT%	Reb%	Fouls	
5	Tafara Capare	F 09:37	0-2	0-0	0-0	0 2 2	3	0	0	0	1	1	0	-4	0.0%	0.0%	0.0%	0.0%	1	
12	Tyzhaun Claude	F 27:32	8-15	1-2	2-4	3 3 6	5	2	19	3	1	1	0	9	53.3%	50.0%	50.0%	53.3%	3	
13	Miles Kelly	G 35:15	9-24	1-5	8-13	4 2 6	1	8	27	2	0	1	0	2	37.5%	20.0%	69.2%	37.5%	2	
14	Kowacia Reeves	G 35:04	6-10	1-4	2-3	3 4 7	0	3	15	2	1	1	0	6	60.0%	25.0%	66.7%	60.0%	1	
24	Amaree Abram	G 20:23	2-8	0-2	2-3	2 2 4	1	2	6	3	1	1	0	1	25.0%	0.0%	66.7%	25.0%	1	
1	Kyle Sturdivant	22:08	5-12	0-1	1-1	1 1 2	3	1	11	2	0	0	0	1	41.7%	0.0%	100%	41.7%	0	
3	Dallan "Deebo" Coleman	28:16	3-5	1-2	0-1	1 3 4	3	1	7	0	0	1	0	4	60.0%	50.0%	0.0%	60.0%	1	
10	Ebenezer Dowuona	05:54	1-1	0-0	0-0	1 0 1	1	0	2	0	0	1	0	-2	100%	0.0%	0.0%	100%	0	
4	Carter Murphy	02:59	0-0	0-0	0-0	0 0 0	1	0	1	0	0	0	0	-2	0.0%	0.0%	0.0%	0.0%	0	
23	Ibrahima Sacko	12:52	0-0	0-0	1-2	0 3 3	2	1	0	0	1	0	0	-5	0.0%	0.0%	50.0%	0.0%	0	
Team						7 1 8	0	0	0	0	0	0	0							
Totals		34:77	4-16	16-27	22	21 43	19	19	88	12	7	6	3	6	3	25.0%	16.7%	66.7%	25.0%	19

Biggest lead		Points from		Period by Period Scoring	
Howard	GaTech	Turnovers	Howard	1st	2nd
14 (2 nd 16:55)	6 (2 nd 0:08)	6	17	46	50
Best Scoring Run	11 (2 nd 17:55)	Paint	46	50	
Lead Changes	8	Second Chance	11	16	
Times Tied	5	Fast Breaks	12	13	
Time with Lead	30:31	Bench	26	21	
		Howard	47	38	85
		GaTech	41	47	88

UMass Lowell - 74													Record: 3-0				Shooting By Period			
NO.	Name	Min	FG	3P	FT	Rebounds	Fouls	TP	AS	TO	ST	Blocks	BS	BA	+/	1st	2nd	3rd	4th	
			M-A	M-A	M-A	OR DR TOT	PF					BS	BA	+/	FG%	3PT%	FT%	Reb%	Fouls	
10	Max Brooks	F 27:22	2-7	0-0	1-2	2 7 9	4	2	5	2	1	4	2	15	28.6%	0.0%	50.0%	28.6%	4	
12	Abdoul Karim Coulibaly	F 23:10	7-12	0-0	2-2	4 5 9	4	3	16	0	0	1	0	15	58.3%	0.0%	100%	58.3%	0	
1	Brayden O'Connor	G 36:25	6-9	1-3	5-6	0 5 5	1	4	18	0	1	2	0	9	66.7%	33.3%	83.3%	66.7%	1	
2	Ayinde Hikim	G 36:40	9-24	1-5	5-5	0 3 3	2	6	24	3	1	1	0	3	37.5%	20.0%	100%	37.5%	0	
4	Yuri Covington	G 15:26	0-2	0-0	0-0	0 0 0	0	0	0	0	0	0	0	0	0.0%	0.0%	0.0%	0.0%	0	
5	Anthony Maxwell	13:15	0-3	0-1	0-0	0 1 1	2	0	0	0	0	0	0	-14	0.0%	0.0%	0.0%	0.0%	0	
23	Cam Morris II	21:10	3-5	0-0	1-1	3 4 7	3	2	7	2	3	0	0	-12	60.0%	0.0%	100%	60.0%	1	
11	Andres Fulgencio	18:14	0-2	0-2	2-2	0 3 3	2	1	2	2										

2023-24 BOX SCORES

Official Basketball Box Score - Final													Game Time: 7:00 PM	
Mississippi St. at Georgia Tech													Game Duration: 1:56	
11/29/23 McCallen Pavilion, Atlanta													Attendance: 3,913	
2023-24 Men's Basketball													Officials: Jamie Luckie, Lee Cassell, Tony Henderson	
Mississippi St. - 59													Record: 6-1	
NO. Name	Min	FG	3P	FT	Rebounds	Fouls	TP	AS	TO	ST	Blocks	+/-	Shooting By Period	
0 D.J. Jeffries	F 32:57	4-9	1-5	1-1	1 5 6 3	1 10	0	1	2	0	0	0	1	1st FG% 10-33 30.3%
4 Cameron Matthews	F 30:15	1-3	0-1	0-2	3 3 6 5	1 2	1	2	1	1	0	-2	2nd FG% 2-10 20.0%	
15 Jimmy Bell Jr.	F 28:19	2-4	0-0	2-3	4 9 13	3 5	6	2	1	1	0	-16	3rd FG% 5-20 25.0%	
10 Dashawn Davis	G 22:29	3-10	1-4	5-6	1 2 3 3	7 12	1	4	3	0	0	-6	GM FG% 10-32 31.3%	
11 Trey Fort	G 12:11	2-10	1-4	0-0	1 0 1 1	0 5	0	1	1	0	0	-5	3PT% 8-11 72.7%	
13 Josh Hubbard	30:06	6-18	3-10	2-2	0 4 4 1	2 17	1	0	0	0	2	-1	GM FG% 20-65 30.8%	
3 Shakeel Moore	15:57	1-5	0-1	2-2	1 2 3 0	2 4	0	2	0	0	2	-5	3PT% 7-30 23.3%	
5 Shawn Jones, Jr.	23:06	1-6	1-5	0-0	2 1 3 3	1 3	0	0	0	1	0	3	FT% 12-16 75.0%	
34 Gai Chol	02:25	0-0	0-0	0-0	0 0 0 0	0 0	0	0	0	0	0	0	Dead Ball Rebounds: 2, 1	
12 KeShawn Murphy	02:15	0-0	0-0	0-0	0 0 0 0	0 0	0	0	0	0	0	-7		
Team					1 3 4	0	0	2						
Totals		20-65	7-30	12-16	14 29 43	19 20	59	5	13	8	2	5	-8	
Technical Fouls: NONE														

Official Basketball Box Score - Final													Game Time: 7:00 PM	
Georgia Tech - 67													Game Duration: 1:56	
11/29/23 McCallen Pavilion, Atlanta													Attendance: 3,913	
2023-24 Men's Basketball													Officials: Jamie Luckie, Lee Cassell, Tony Henderson	
Georgia Tech - 67													Record: 3-2	
NO. Name	Min	FG	3P	FT	Rebounds	Fouls	TP	AS	TO	ST	Blocks	+/-	Shooting By Period	
11 Baye Ndongo	F 18:19	1-7	0-1	0-0	3 3 6 3	0 2	3	1	2	1	0	1	1st FG% 14-29 48.3%	
10 Ebenezer Dowuona	C 18:16	1-1	0-0	0-0	1 1 2 2	0 2	0	1	1	1	0	0	3PT% 6-15 40.0%	
2 Nathain George	G 31:46	4-10	0-3	3-5	1 1 2 2	3 11	1	0	3	0	1	0	FT% 7-7 100%	
13 Miles Kelly	G 34:22	5-16	4-9	8-10	3 9 12	3 7	22	1	2	0	0	1	2nd FG% 5-7 71.4%	
14 Kwaciac Reeves	G 32:44	2-10	0-3	2-2	1 5 6 2	3 3	6	1	1	0	1	0	3PT% 2-12 16.7%	
1 Kyle Sturdivant	12:08	4-7	1-2	3-4	1 2 3 3	2 12	0	3	2	0	0	1	FT% 12-16 75%	
3 Dallan "Deebo" Coleman	28:10	2-7	2-7	0-0	1 3 4 1	2 6	2	0	0	0	1	11	GM FG% 21-61 34.4%	
12 Tyzhaun Claude	08:31	0-1	0-1	1-2	0 1 1 3	1 1	0	0	0	0	0	0	3PT% 8-27 29.6%	
23 Ibrahim Sacko	11:16	1-1	0-0	0-0	0 3 3 0	1 2	0	0	2	1	0	-3	FT% 17-23 73.9%	
4 Carter Murphy	04:28	1-1	1-1	0-0	0 1 1 1	0 0	0	0	0	0	0	2	Dead Ball Rebounds: 4, 0	
Team					1 2 3	0	0	1						
Totals		21-61	8-27	17-23	12 33 45	20 19	67	8	12	7	5	2	8	
Technical Fouls: NONE														

MissSt		GaTech		Points from Turnovers		Period by Period Scoring	
Biggest lead	0 (1st 20:00)	16 (2nd 14:16)	Paint	26	20	1st	2nd
Best Scoring Run	8 (2nd 2:44)	9 (2nd 18:29)	Second Chance	13	5	MissSt	26 33 59
Lead Changes	0	2	Fast Breaks	8	8	GaTech	39 28 67
Times Tied	2	0	Bench	24	24		
Time with Lead	00:00	38:01					

Official Basketball Box Score - Final													Game Time: 12:00 PM	
Duke at Georgia Tech													Game Duration: 1:11	
11/29/23 McCallen Pavilion, Atlanta													Attendance: 7,708	
2023-24 Men's Basketball													Officials: Ron Gowen, Timmy Norberg, Brian O'Connell	
Duke - 88													Record: 23-9-2	
NO. Name	Min	FG	3P	FT	Rebounds	Fouls	TP	AS	TO	ST	Blocks	+/-	Shooting By Period	
15 Ryan Young	C 11:57	1-4	0-0	0-0	2 1 3 0	0 2	1	1	0	0	1	-13	1st FG% 13-35 37.1%	
30 Kyle Filkowski	C 35:10	4-9	0-3	4-6	3 6 9 1	5 12	5	0	1	4	1	-8	3PT% 2-10 20.0%	
0 Jared McCain	G 20:26	3-10	0-3	0-0	1 2 3 2	0 6	0	0	0	0	2	-6	FT% 9-6 50%	
3 Jeremy Roach	G 40:00	6-12	2-3	6-7	2 6 8 4	3 20	4	2	2	0	2	-4	2nd FG% 13-27 48.1%	
5 Tyrese Proctor	G 01:16	0-1	0-0	0-0	0 0 0 0	0 0	0	0	0	0	0	-1	3PT% 2-6 33.3%	
1 Caleb Foster	35:56	5-8	1-2	1-4	0 1 1 2	2 12	1	1	2	1	0	-2	FT% 9-14 64.3%	
25 Mark Mitchell	27:54	5-11	0-1	1-3	3 1 4 2	11 0	1	1	1	0	2	17	GM FG% 26-62 41.9%	
12 TJ Power	16:16	1-2	1-2	0-0	0 2 2 1	0 3	0	0	0	0	0	11	3PT% 4-16 25.0%	
2 Jaylen Blakes	08:58	1-5	0-2	0-0	0 0 0 1	0 2	0	0	1	0	0	1	FT% 12-20 60.0%	
13 Sean Stewart	02:07	0-0	0-0	0-0	0 0 0 0	0 0	0	0	0	1	0	-3	Dead Ball Rebounds: 4, 0	
Team					2 1 3	0	0	0						
Totals		26-62	4-16	12-20	13 20 33	15 12	68	11	6	8	5	8	-4	
Technical Fouls: NONE														

Official Basketball Box Score - Final													Game Time: 12:00 PM	
Georgia Tech - 78													Game Duration: 1:11	
11/29/23 McCallen Pavilion, Atlanta													Attendance: 7,708	
2023-24 Men's Basketball													Officials: Ron Gowen, Timmy Norberg, Brian O'Connell	
Georgia Tech - 78													Record: 4-8 (0-8)	
NO. Name	Min	FG	3P	FT	Rebounds	Fouls	TP	AS	TO	ST	Blocks	+/-	Shooting By Period	
11 Baye Ndongo	F 26:33	9-11	1-2	2-3	0 5 5 2	3 21	2	1	1	4	0	14	1st FG% 19-28 67.9%	
10 Ebenezer Dowuona	C 20:44	1-1	0-0	0-0	1 2 3 3	1 2	0	1	0	1	0	14	3PT% 6-14 42.9%	
2 Nathain George	G 28:13	1-6	0-4	0-1	0 1 1 2	2 2	9	3	0	0	0	10	FT% 3-4 75%	
13 Miles Kelly	G 36:09	5-13	2-8	4-4	1 6 7 1	3 16	2	2	0	1	2	8	2nd FG% 14-25 56.0%	
14 Kwaciac Reeves	G 33:15	5-7	4-5	0-0	1 3 4 1	0 14	0	2	0	0	0	8	3PT% 1-9 11.1%	
23 Ibrahim Sacko	02:17	1-1	0-0	0-0	0 0 0 2	0 2	0	0	0	1	0	0	GM FG% 27-53 50.9%	
3 Dallan "Deebo" Coleman	20:57	2-4	0-1	1-1	0 3 3 1	1 5	1	0	1	1	-11	3PT% 7-23 30.4%		
1 Kyle Sturdivant	13:44	1-4	0-2	4-4	0 0 0 0	3 6	4	2	0	0	0	-7	FT% 11-13 84.6%	
12 Tyzhaun Claude	16:14	2-6	0-1	0-0	1 7 8 0	1 4	1	0	0	0	2	-13	Dead Ball Rebounds: 2, 0	
4 Carter Murphy	01:54	0-0	0-0	0-0	0 0 0 0	0 0	0	0	0	0	0	-3		
Team					2 0 2	0	0	1						
Totals		27-53	7-23	11-13	6 27 33	12 14	72	19	12	11	8	5	4	
Technical Fouls: NONE														

Duke		GaTech		Points from Turnovers		Period by Period Scoring	
Biggest lead	4 (2nd 2:22)	11 (1st 16:11)	Paint	17	2	1st	2nd
Best Scoring Run	6 (1st 6:55)	12 (1st 16:26)	Second Chance	17	0	Duke	31 37 68
Lead Changes	5	6	Fast Breaks	6	6	GaTech	35 37 72
Times Tied	5	0	Bench	28	17		
Time with Lead	01:38	34:40					

Official Basketball Box Score - Final													Game Time: 7:31 PM	
Georgia Tech at Georgia													Game Duration: 1:56	
12/05/23 Sigman Coliseum, Athens													Attendance: 9,017	
2023-24 Men's Basketball													Officials: Pat Adams, Steven Anderson, Jerry Heater	
Georgia Tech - 62													Record: 4-3	
NO. Name	Min	FG	3P	FT	Rebounds	Fouls	TP	AS	TO	ST	Blocks	+/-	Shooting By Period	
11 Baye Ndongo	F 24:20	4-12	0-0	0-0	5 6 11 3	2 8	3	4	3	3	0	-11	1st FG% 9-34 26.5%	
10 Ebenezer Dowuona	C 08:02	0-1	0-0	0-0	1 0 1 0	0 0	0	0	0	0	0	-6	3PT% 2-12 16.7%	
2 Nathain George	G 26:36	2-9	1-5	0-0	0 5 5 3	3 5	1	0	0	0	0	-16	FT% 0-0 0%	
13 Miles Kelly	G 31:42	4-15	2-8	2-2	1 6 7 2	2 12	4	2	1	0	1	-15	2nd FG% 15-41 36.6%	
14 Kwaciac Reeves	G 27:51	5-10	2-5	0-0	1 2 3 0	0 12	0	0	0	1	-2	FT% 6-13 46.2%		
3 Dallan "Deebo" Coleman	27:53	3-12	2-6	0-0	2 2 4 2	0 8	2	0	1	0	1	-11	GM FG% 24-75 32.0%	
1 Kyle Sturdivant	13:24	1-4	1-1	0-0	0 0 0 0	3 3	0	1	0	0	2	0	3PT% 8-27 29.6%	
12 Tyzhaun Claude	10:54	1-4	0-0	3-6	2 2 4 2	3 5	1	1	0	0	0	2	FT% 6-13 46.2%	
23 Ibrahim Sacko	09:33	1-3	0-1	0-2	2 1 3 1	1 2	1	0	1	0	1	-6	Dead Ball Rebounds: 4, 2	
4 Carter Murphy	02:05	0-0	0-0	0-0	0 0 0 0	0 0	0	0	0	0	0	-2		
5 Tafara Gapare	17:40	3-5	0-1	1-3	1 1 2 3	3 7	0	0	0	2	0	-5		
Team					2 1 3	0	0	0						
Totals		24-75	8-27	6-13	17 26 43	18 14	62	15	8	7	5	4	-14	
Technical Fouls: NONE														

Official Basketball Box Score - Final													Game Time: 7:31 PM	
Georgia - 76													Game Duration: 1:56	
12/05/23 Sigman Coliseum, Athens													Attendance: 9,017	
2023-24 Men's Basketball													Officials: Pat Adams, Steven Anderson, Jerry Heater	
Georgia - 76													Record: 6-3	
NO. Name	Min	FG	3P	FT	Rebounds	Fouls	TP	AS	TO	ST	Blocks	+/-	Shooting By Period	
12 Matthew Alexander Moncrieffe	F 06:33	0-1	0-0	0-0	0 1 1 2	0 0	0	1	1	0	1	0	1st FG% 14-35 40.0%	
54 Russel Tchewa	C 30:14	2-5	0-1	3-4	2 7 9 4	2 7	3	2	1	0	0	7	3PT% 4-17 23.5%	
1 Jabari Abdur-Rahim	G 27:43	5-9	1-3	1-1	1 7 8 1	1 12	0	1	0	0	0	0	FT% 4-6 66.7%	
3 Noah Thomasson	G 27:17	6-10	2-5	2-3	1 1 4 5	0 1	16	2	0	3	0	0	2nd FG% 12-30 40.0%	

2023-24 BOX SCORES

Official Basketball Box Score - Final															Game Time: 12:00 PM			
Georgia Tech at Penn St.															Game Duration: 2:25			
12/16/23 Madison Square Garden, New York																		
2023-24 Men's Basketball																		
Officials: Bill Ek, Todd Austin, Tommy Morissey																		
Georgia Tech - 82															Record: 6-3			
NO.	Name	Min	FG	3P	FT	Rebounds	Fouls	TP	AS	TO	ST	Blocks	BS	BA	+/-	Shooting By Period		
11	Baye Ndongo	F 34:58	5-7	0-0	2-3	4 15 19	3 5 12	1	0	0	1	0	0	1	0	-2	1st FG%: 16.33	48.5%
10	Ebenezer Dowuona	C 10:22	1-4	0-0	0-0	2 1 3	1 0 2	1	1	0	0	0	0	0	0	-8	3PT%: 3-12	25.0%
2	Nathan George	G 33:15	4-6	0-0	0-0	2 1 3	1 0 8	3	1	0	0	0	0	0	0	-10	FT%: 4-7	57.1%
13	Miles Kelly	G 37:02	3-13	0-7	4-6	3 2 5	3 4 10	6	2	2	0	0	0	0	0	-10	2nd FG%: 13.30	43.3%
14	Kowacie Reeves	G 31:52	5-12	1-5	4-6	1 4 5	1 4 15	0	0	0	0	1	1	0	-5	3PT%: 2-8	25.0%	
1	Kyle Sturdivant	14:09	4-6	0-0	0-0	2 2 2	1 0 8	3	5	0	0	0	0	0	0	-5	OT FG%: 3-8	37.5%
3	Dallan "Deebo" Coleman	23:59	2-4	1-3	0-0	3 2 5	3 2 5	3	0	0	0	1	0	0	0	6	3PT%: 0-2	0.0%
5	Tafara Gapare	28:36	7-16	3-6	3-4	2 4 6	2 3 20	0	1	0	1	0	1	0	11	FT%: 4-4	100%	
12	Tyzhaun Claude	06:49	1-2	0-0	0-0	2 0 2	1 0 2	1	0	1	1	0	1	0	2	GM FG%: 32.71	45.1%	
24	Amaree Abram	03:58	0-1	0-1	0-0	0 0 0	0 0 0	0	2	0	0	0	0	0	0	1	3PT%: 5-22	22.7%
Team						3 3 6											FT%: 13-19	68.4%
Totals			32-71	5-22	13-19	20 34 54	16 18 82	25	17	3	5	3	1	1	1			Dead Ball Rebounds: 7, 0

Official Basketball Box Score - Final															Game Time: 4:00 PM			
Georgia Tech at Massachusetts															Game Duration: 2:10			
12/21/23 SimpliFi Arena at Stan Sheriff Center, Honolulu																		
2023-24 Men's Basketball																		
Officials: Tony Padilla, Chris Beaver, Tommy Nunes																		
Georgia Tech - 73															Record: 7-3			
NO.	Name	Min	FG	3P	FT	Rebounds	Fouls	TP	AS	TO	ST	Blocks	BS	BA	+/-	Shooting By Period		
11	Baye Ndongo	F 29:32	6-6	0-0	0-1	3 5 8	3 1 12	0	5	0	2	0	0	0	-5	1st FG%: 13.27	44.4%	
10	Ebenezer Dowuona	C 06:02	0-0	0-0	0-0	0 0 0	1 0 0	0	0	0	0	0	0	0	-13	3PT%: 6-14	42.9%	
2	Nathan George	G 20:59	3-3	1-1	2-2	0 2 2	3 1 9	5	3	0	0	0	0	0	-5	FT%: 7-9	77.8%	
13	Miles Kelly	G 26:44	2-11	0-6	3-3	0 6 6	1 4 7	7	0	1	1	0	1	0	-2	2nd FG%: 13.35	37.1%	
14	Kowacie Reeves	G 26:36	3-10	0-2	3-5	0 4 4	3 0 5	2	1	0	0	0	0	0	0	-10	3PT%: 5-15	35.7%
23	Ibrahima Sacko	09:08	1-2	1-1	0-0	2 1 3	3 0 3	0	3	0	0	0	0	0	0	0	OT FG%: 4-8	50%
1	Kyle Sturdivant	26:56	6-10	1-3	8-8	1 2 3	0 0 5	2	1	0	0	0	0	0	0	14	3PT%: 1-2	33.3%
3	Dallan "Deebo" Coleman	24:49	4-8	2-4	2-2	1 1 2	1 2 1	6	12	0	3	1	0	0	1	2	FT%: 4-4	100%
12	Tyzhaun Claude	23:14	0-0	0-0	0-0	2 7 9	2 0 0	0	0	0	0	0	0	0	0	16	GM FG%: 32.71	45.1%
5	Tafara Gapare	06:00	0-1	0-0	0-0	0 0 0	0 0 0	0	0	0	0	0	0	0	0	0	3PT%: 5-22	22.7%
Team						1 4 5											FT%: 11-17	64.7%
Totals			25-51	5-17	18-21	10 32 42	16 20 73	7	21	6	5	3	3	3	3			Dead Ball Rebounds: 1, 0

Official Basketball Box Score - Final															Game Time: 6:00 PM			
Georgia Tech at Penn St.															Game Duration: 2:25			
12/16/23 Madison Square Garden, New York																		
2023-24 Men's Basketball																		
Officials: Bill Ek, Todd Austin, Tommy Morissey																		
Penn St. - 81															Record: 5-6			
NO.	Name	Min	FG	3P	FT	Rebounds	Fouls	TP	AS	TO	ST	Blocks	BS	BA	+/-	Shooting By Period		
22	Qudus Wahab	F 34:22	1-6	0-0	4-6	3 7 10	2 5 6	1	0	1	2	1	1	1	3	1st FG%: 12.27	44.4%	
24	Zach Hicks	F 14:03	0-1	0-1	0-0	0 0 0	1 0 0	1	0	0	0	0	0	0	0	3	3PT%: 6-14	42.9%
0	Kanye Clary	G 38:06	10-19	2-3	1-1	1 6 7	1 2 23	3	2	1	0	0	0	0	4	FT%: 7-9	77.8%	
1	Ace Baldwin Jr.	G 43:27	7-16	4-8	0-2	1 0 1	2 4 18	7	2	4	0	2	2	2	2	2	2nd FG%: 13.35	37.1%
4	Puff Johnson	G 33:24	6-16	3-12	0-0	1 3 4	1 4 15	0	0	2	0	1	1	0	13	3PT%: 5-15	35.7%	
2	D'Marco Dunn	29:32	5-12	3-7	4-6	2 1 3	0 3 7	13	1	2	0	1	0	-1	OT FG%: 4-8	50%		
3	Nick Kern	11:26	0-0	0-0	2-2	0 0 0	3 1 2	0	0	1	3	0	0	0	-13	3PT%: 1-5	20.0%	
11	Leo O'Boyle	13:04	0-1	0-1	0-0	1 0 1	4 0 0	0	0	0	0	0	0	0	-4	FT%: 0-0	0%	
14	Demetrius Lilley	05:59	0-2	0-0	0-0	1 0 1	1 0 0	0	0	0	0	0	0	0	-7	GM FG%: 29.74	39.2%	
21	RayQuandris Mitchell	01:37	0-1	0-1	0-0	0 0 0	0 0 0	0	0	0	0	0	0	0	-5	3PT%: 12-33	36.4%	
Team						4 1 5											FT%: 11-17	64.7%
Totals			29-74	12-33	11-17	14 18 32	18 16 81	15	6	13	3	5	1	1				Dead Ball Rebounds: 3, 0

Official Basketball Box Score - Final															Game Time: 4:00 PM			
Georgia Tech at Massachusetts															Game Duration: 1:57			
12/21/23 SimpliFi Arena at Stan Sheriff Center, Honolulu																		
2023-24 Men's Basketball																		
Officials: Marques Pettigrew, Nate Harris, Bart Lenox																		
Georgia Tech - 73															Record: 8-3			
NO.	Name	Min	FG	3P	FT	Rebounds	Fouls	TP	AS	TO	ST	Blocks	BS	BA	+/-	Shooting By Period		
5	Tafara Gapare	F 29:01	4-8	0-2	1-2	3 4 7	4 1 9	0	1	0	4	0	0	0	3	1st FG%: 18.31	58.1%	
11	Baye Ndongo	F 29:39	10-12	0-1	2-2	6 6 12	5 3 22	0	0	0	1	0	0	0	6	3PT%: 4-9	44.4%	
2	Nathan George	G 31:40	4-12	2-6	4-6	1 1 2	2 5 14	3	1	0	0	0	0	0	2	FT%: 3-4	75%	
13	Miles Kelly	G 32:43	5-11	1-3	3-4	1 4 5	1 4 14	3	1	1	0	0	0	0	9	2nd FG%: 11.32	34.4%	
14	Kowacie Reeves	G 32:55	3-7	1-1	0-0	1 4 5	0 7 0	1	0	0	0	1	1	0	-1	3PT%: 1-8	12.5%	
1	Kyle Sturdivant	16:12	2-7	1-1	0-0	0 3 3	0 1 5	2	0	0	0	0	0	0	2	FT%: 7-11	63.9%	
3	Dallan "Deebo" Coleman	15:05	0-4	0-3	0-1	1 3 4	2 1 0	0	0	0	0	0	0	0	0	2	GM FG%: 29.63	46.0%
12	Tyzhaun Claude	12:45	1-2	0-0	0-0	1 4 5	3 1 2	0	2	0	0	1	0	-4	3PT%: 5-17	29.4%		
Team						1 2 3											FT%: 10-15	66.7%
Totals			29-63	5-17	10-15	15 31 46	17 16 73	11	9	2	4	2	5	1				Dead Ball Rebounds: 3, 2

Official Basketball Box Score - Final															Game Time: 6:00 PM			
Georgia Tech at Hawaii															Game Duration: 1:58			
12/22/23 SimpliFi Arena at Stan Sheriff Center, Honolulu																		
2023-24 Men's Basketball																		
Officials: Marques Pettigrew, Nate Harris, Bart Lenox																		
Hawaii - 68															Record: 8-3			
NO.	Name	Min	FG	3P	FT	Rebounds	Fouls	TP	AS	TO	ST	Blocks	BS	BA	+/-	Shooting By Period		
1	Justin McKoy	F 32:50	4-7	2-4	1-2	2 5 7	3 1 11	1	1	1	0	0	0	0	-8	1st FG%: 10.29	34.5%	
5	Bernardo Da Silva	F 30:49	5-9	0-0	7-10	3 2 5	3 3 6	17	1	1	0	0	2	-3	3PT%: 4-15	26.7%		
3	Jovon McClanahan	G 36:23	6-16	2-6	5-8	0 3 3	3 5 19	8	1	0	0	0	0	1	0	0	FT%: 3-7	42.9%
4	Noel Coleman	G 28:42	0-6	0-3	0-0	0 3 3	1 1 0	1	0	2	0	0	0	-4	2nd FG%: 12.29	41.4%		
11	Matthue Cotton	G 32:18	1-5	1-4	0-0	1 1 2	3 0 0	3	0	0	1	0	0	-10	3PT%: 2-11	18.2%		
14	Harry Rouhlidoff	07:10	2-5	1-4	1-1	0 1 1	2 1 6	0	0	0	0	0	0	1	3	FT%: 15-18	83.3%	
22	Ryan Rapp	06:00	0-1	0-1	0-0	0 0 0	0 0 0	0	0	0	0	0	0	-3	GM FG%: 22.58	37.0%		
23	Mr Sack	09:11	2-3	0-0	0-0	1 1 2	1 0 4	0	0	0	0	0	0	-2	3PT%: 6-26	23.1%		
55	Juan Munoz	07:31	1-4	0-3	4-4	0 0 0	0 2 6	0	1	0	0	0	0	-12	FT%: 19-25	72.0%		
0	Kody Williams	00:05	0-0	0-0	0-0	0 0 0	0 0 0	0	0	0	0	0	0	0	0	0	Dead Ball Rebounds: 3, 0	
2	Tom Beattie	09:01	1-2	0-1	0-0	0 3 3	1 1 2	1	0	0	1	0	0	13				
Team						1 2 3												
Totals			22-58	6-26	18-25	7 21 28	16 17 68	12	4	4	2	4	-5					

Official Basketball Box Score - Final															Game Time: 4:00 PM		
Nevada at Georgia Tech															Game Duration: 1:57		
12/24/23 SimpliFi Arena at Stan Sheriff Center, Honolulu															Attendance: 5,005		
2023-24 Men's Basketball																	
Officials: Tony Padilla, Marques Pettigrew, Larry Spaulding																	
Nevada - 72															Record: 12-1		
NO.	Name	Min	FG	3P	FT	Rebounds	Fouls	TP	AS	TO	ST	Blocks	BS	BA	+/-	Shooting By Period	

2023-24 BOX SCORES

Official Basketball Box Score - Final													Game Time: 7:00 PM	
Georgia Tech at Florida State													Game Duration: 2:14	
01/03/24 Donald L. Tucker Center, Tallahassee													Attendance: 4,248	
2023-24 Men's Basketball													Officials: Bert Smith, John Galfrey, Matt Potter	
Georgia Tech - 71													Record: 8-5 (1-1)	
NO. Name	Min	FG	3P	FT	Rebounds	Fouls	TP	AS	TO	ST	Blocks	+/-	Shooting By Period	
11 Baye Ndongo	F 33:52	3-5	0-1	4-8	3 6 9	4 8	10	0	3	1	1	0	-13	1st FG%: 8-30 26.7%
23 Ibrahim Sacko	F 07:44	0-1	0-1	0-0	0 0 0	2 0	0	0	1	0	0	0	-1	3PT%: 1-4 25.0%
2 Nathan George	G 25:42	2-8	0-4	3-5	1 3 4	1 4	7	3	1	1	0	0	-6	2nd FG%: 17-29 58.6%
13 Miles Kelly	G 31:14	7-15	3-6	3-5	1 5 6	3 4	20	0	2	0	0	0	-7	3PT%: 6-12 50.0%
14 Kowacic Reeves	G 33:48	7-16	3-7	1-2	2 4 6	2 2	18	2	1	1	1	1	-10	FT%: 12-22 54.5%
5 Tafara Gapare	15:09	1-3	0-2	0-2	0 0 0	0 0	2	1	1	0	0	0	-10	GM FG%: 25-59 42.4%
1 Kyle Sturdivant	26:49	1-5	0-2	3-4	0 1 1	2 3	5	5	0	0	0	0	-7	3PT%: 7-26 26.9%
3 Dallan "Deebo" Coleman	18:04	3-5	1-3	0-0	0 2 2	1 0	7	0	0	1	0	0	-2	FT%: 14-26 53.8%
12 Tyzhaun Claude	07:38	1-1	0-0	0-0	0 0 0	3 0	2	0	1	0	0	0	1	Dead Ball Rebounds: 8, 0
Team					2 1 3	0	0	0	0	0	0	0		
Totals		25-59	7-26	14-26	9 22 31	18 21	71	11	10	4	2	1	-11	

Official Basketball Box Score - Final													Game Time: 4:00 PM	
Boston College at Georgia Tech													Game Duration: 2:06	
01/06/24 McCamish Pavilion, Atlanta													Attendance: 5,052	
2023-24 Men's Basketball													Officials: Roger Ayers, Sean Hull, Jenna Rensu	
Boston College - 95													Record: 10-4 (1-2)	
NO. Name	Min	FG	3P	FT	Rebounds	Fouls	TP	AS	TO	ST	Blocks	+/-	Shooting By Period	
10 Prince Aligbe	F 26:54	2-6	1-4	1-2	0 5 5	2 1	6	1	0	2	1	0	11	1st FG%: 15-33 45.5%
12 Quinten Post	F 34:47	6-13	2-5	1-1	0 4 4	2 5	15	7	2	0	1	0	12	3PT%: 5-13 38.5%
21 Devin McClockton	F 32:00	12-15	3-4	3-4	1 4 5	4 3	30	2	2	1	0	20	FT%: 3-3 100%	
1 Claudell Harris Jr.	G 36:37	8-10	4-4	6-9	1 0 1	1 4	26	3	0	0	0	15	2nd FG%: 20-30 66.7%	
3 Jaeden Zackery	G 29:44	2-8	0-1	0-0	2 3 3	0 3	4	5	1	0	0	1	7	3PT%: 7-10 70.0%
00 Chas Kelley III	16:30	4-7	1-3	0-0	0 1 1	1 0	9	1	0	0	0	-12	FT%: 10-15 66.7%	
13 Donald Hand Jr.	13:18	1-4	1-2	0-0	0 0 0	0 0	3	0	0	0	0	1	4	GM FG%: 35-63 55.6%
2 Armani Mighty	04:41	0-0	0-0	0-0	0 0 0	2 0	0	0	0	0	0	0	-6	3PT%: 12-23 52.2%
45 Madsen Madsen	05:29	0-0	0-0	2-2	0 0 0	3 2	2	2	0	0	0	0	-11	FT%: 13-18 72.2%
Team					1 2 3	0	0	0	0	0	0	0		Dead Ball Rebounds: 2, 0
Totals		35-63	12-23	13-18	5 19 24	18 15	95	21	5	4	3	2	8	

Official Basketball Box Score - Final													Game Time: 7:00 PM	
Florida State - 82													Game Duration: 2:20	
01/03/24 Donald L. Tucker Center, Tallahassee													Attendance: 4,248	
2023-24 Men's Basketball													Officials: Bert Smith, John Galfrey, Matt Potter	
Florida State - 82													Record: 7-6 (1-1)	
NO. Name	Min	FG	3P	FT	Rebounds	Fouls	TP	AS	TO	ST	Blocks	+/-	Shooting By Period	
2 Jamir Watkins	F 20:19	3-6	2-3	3-3	1 4 5	4 3	11	2	4	0	0	1	2	1st FG%: 13-32 40.6%
5 De'Ante Green	F 08:58	1-3	0-1	0-0	0 1 1	2 1	2	0	1	0	0	0	0	3PT%: 4-10 40.0%
11 Baba Miller	F 25:19	4-8	0-2	0-1	1 2 3	3 2	8	0	1	1	0	0	3	FT%: 2-3 66.7%
1 Jalen Warley	G 19:24	3-9	1-1	2-2	1 2 3	2 1	9	3	0	1	1	1	3	2nd FG%: 18-28 64.3%
22 Daryn Green Jr.	G 36:03	4-7	2-3	0-0	0 4 4	3 0	10	1	1	2	0	0	9	3PT%: 3-7 42.9%
33 Jaylan Gainey	12:22	1-1	0-0	2-2	1 4 5	0 3	4	0	1	0	0	0	5	FT%: 11-14 78.6%
10 Taylor Bol Bowen	14:12	2-3	0-1	0-0	2 1 3	0 4	1	1	1	0	0	0	8	GM FG%: 31-60 51.7%
23 Primo Spears	21:32	4-10	0-2	2-3	0 2 2	2 4	10	3	2	0	0	0	11	3PT%: 7-17 41.2%
0 Chandler Jackson	16:29	5-7	1-2	3-4	0 2 2	0 2	14	2	1	1	0	0	11	FT%: 13-17 76.5%
3 Cameron Corthen	17:08	3-4	0-0	0-0	2 2 4	2 1	6	0	1	0	0	0	7	Dead Ball Rebounds: 2, 0
20 Josh Nickelberry	03:57	0-0	0-0	1-2	0 0 0	0 1	1	0	0	0	0	0	2	
12 Tom House	04:17	1-2	1-2	0-0	1 0 1	0 0	3	0	1	0	0	0	0	
Team					0 5 0	0	0	0	0	0	0	0		
Totals		31-60	7-17	13-17	9 29 38	21 18	82	12	13	7	1	2	11	

Official Basketball Box Score - Final													Game Time: 5:00 PM	
Georgia Tech at Duke													Game Duration: 2:07	
01/13/24 Cameron Indoor Stadium, Durham, NC													Attendance: 9,314	
2023-24 Men's Basketball													Officials: Bill Covington Jr., Tony Chiazza, Jerry Heater	
Georgia Tech - 87													Record: 8-6 (1-2)	
NO. Name	Min	FG	3P	FT	Rebounds	Fouls	TP	AS	TO	ST	Blocks	+/-	Shooting By Period	
11 Baye Ndongo	F 30:45	8-14	1-1	1-5	2 8 10	5 7	18	1	2	0	0	1	-11	1st FG%: 20-35 57.1%
10 Ebenezer Dowuona	C 12:18	1-3	0-0	0-0	1 1 2	1 0	2	0	0	0	0	0	-9	3PT%: 9-18 50.0%
2 Nathan George	G 16:27	2-5	0-1	0-0	0 0 0	1 0	4	1	0	0	0	0	-17	FT%: 2-2 100%
13 Miles Kelly	G 33:48	5-10	2-6	0-0	0 3 3	4 0	12	1	5	0	1	1	-6	2nd FG%: 12-24 50.0%
14 Kowacic Reeves	G 32:56	6-9	4-6	1-1	1 1 2	1 3	17	0	0	1	1	0	-10	3PT%: 1-5 20.0%
1 Kyle Sturdivant	23:33	3-5	2-4	3-4	1 9 10	2 0	11	9	2	0	0	0	9	FT%: 11-17 64.7%
12 Tyzhaun Claude	08:33	2-2	0-0	1-1	0 1 1	2 5	0	0	0	0	0	0	3	GM FG%: 32-59 54.2%
3 Dallan "Deebo" Coleman	28:18	3-7	1-4	3-4	1 0 1	2 2	10	1	0	1	0	0	6	3PT%: 10-23 43.5%
5 Tafara Gapare	13:22	2-4	0-1	4-4	0 1 1	0 2	8	0	0	1	0	1	-5	FT%: 13-19 68.4%
Team					5 1 6	0	0	0	0	0	0	0		Dead Ball Rebounds: 3, 1
Totals		32-59	10-23	13-19	11 25 36	16 18	87	16	11	3	2	3	-8	

Official Basketball Box Score - Final													Game Time: 9:00 PM	
Notre Dame at Georgia Tech													Game Duration: 2:20	
01/03/24 McCamish Pavilion, Atlanta													Attendance: 5,729	
2023-24 Men's Basketball													Officials: Ted Valentine, Jamie Luckie, Brent Hampton	
Notre Dame - 75													Record: 7-9 (2-3)	
NO. Name	Min	FG	3P	FT	Rebounds	Fouls	TP	AS	TO	ST	Blocks	+/-	Shooting By Period	
0 Carey Booth	F 17:34	2-4	0-2	0-0	0 3 3	0 0	4	0	1	0	0	0	-14	1st FG%: 13-29 44.8%
13 Tae Davis	F 27:27	5-8	0-2	0-0	3 7 10	1 0	10	2	3	0	0	0	5	3PT%: 5-14 35.7%
14 Kebba Njie	F 34:55	1-4	0-0	4-4	4 5 9	1 3	6	1	2	0	0	0	12	FT%: 0-0 0%
3 Markus Burton	G 38:20	4-18	1-2	3-4	1 2 3	3 4	12	7	2	1	0	0	6	2nd FG%: 10-27 37.0%
20 J.R. Koniczny	G 37:29	3-6	1-3	3-3	0 3 3	1 1	2	1	0	2	1	0	3	3PT%: 2-8 25.0%
1 Julian Roper II	22:57	2-6	1-3	3-3	0 2 2	4 2	8	0	2	0	0	1	13	FT%: 13-15 86.7%
11 Braden Shrewsbury	31:34	7-12	5-9	6-6	0 3 3	1 5	25	1	0	0	0	0	26	OT FG%: 1-5 20.0%
2 Logan Imes	04:53	0-1	0-0	0-0	0 0 0	0 0	0	0	2	0	0	0	-8	3PT%: 1-2 50.0%
25 Matt Zona	09:52	0-2	0-2	0-0	1 2 3	1 0	0	0	1	0	0	0	-8	FT%: 6-6 100%
Team					1 3 4	0	3	0	0	0	0	0		GM FG%: 24-61 39.3%
Totals		24-61	8-24	19-21	13 35 48	12 16	75	11	16	5	1	2	7	3PT%: 8-24 33.3%

Official Basketball Box Score - Final													Game Time: 5:00 PM	
Georgia Tech at Duke													Game Duration: 2:07	
01/13/24 Cameron Indoor Stadium, Durham, NC													Attendance: 9,314	
2023-24 Men's Basketball													Officials: Bill Covington Jr., Tony Chiazza, Jerry Heater	
Georgia Tech - 79													Record: 8-8 (1-4)	
NO. Name	Min	FG	3P	FT	Rebounds	Fouls	TP	AS	TO	ST	Blocks	+/-	Shooting By Period	
5 Tafara Gapare	F 17:44	3-4	2-2	0-0	0 0 0	4 1	8	1	2	0	0	1	2	1st FG%: 15-29 51.7%
11 Baye Ndongo	F 24:59	8-11	0-0	0-0	1 4 5	4 1	16	1	4	1	1	0	-7	3PT%: 8-14 57.1%
2 Nathan George	G 32:41	6-11	3-6	2-5	0 2 2	2 4	17	5	1	0	0	0	7	FT%: 1-4 25%
13 Miles Kelly	G 34:43	5-11	2-4	4-5	0 11 11	5 6	16	4	3	0	1	2	2	2nd FG%: 15-26 57.7%
14 Kowacic Reeves	G 33:34	4-8	1-4	0-0	0 4 4	0 0	9	2	1	1	2	0	3	3PT%: 3-6 50.0%
12 Tyzhaun Claude	18:21	0-2	0-0	2-2	3 2 5	0 1	2	2	0	0	1	1	-3	FT%: 7-8 87.5%
1 Kyle Sturdivant	08:16	1-2	1-1	0-0	1 1 1	1 0	3	1	1	0	0	0	-13	GM FG%: 30-55 54.5%
3 Dallan "Deebo" Coleman	20:59	3-4	2-3	0-0	1 3 4	3 1	8	0	1	1	0	0	-16	3PT%: 11-20 55.0%
10 Ebenezer Dowuona	05:13	0-1	0-0	0-0	0 0 0	1 1	0	0	1	0	0	0	-2	FT%: 8-12 66.7%
24 Amaree Abram	03:31	0-1	0-0	0-0	0 1 1	0 0	0	0	0	0	0	0	-2	Dead Ball Rebounds: 3, 0
Team					0 1 1	0	0	0	0	0	0	0		
Totals		30-55	11-20	8-12	5 29 34									

2023-24 BOX SCORES

Official Basketball Box Score - Final													Game Time: 9:00 PM	
Georgia Tech at Clemson													Game Duration: 2:51	
01/16/24 Littlejohn Coliseum, Clemson													Attendance: 7,217	
2023-24 Clemson Men's Basketball													Officials: Roger Ayers, Lee Cassell, Lamar Simpson	
Georgia Tech - 93													Record: 9-8 (2-4)	
NO. Name	Min	FG	3P	FT	Rebounds	Fouls	TP	AS	TO	ST	Blocks	+/-	Shooting By Period	
11 Baye Ndongo	F 40:50	4-8	0-0	3-5	2 8 10	5 4 11	1	5	1	1	0	0	8	1st FG% 11-31 35.5%
10 Ebenezzer Dowuona	C 06:07	0-0	0-0	0-0	1 1 1	1 0 0	0	0	0	0	0	0	0	3PT% 7-20 35.0%
2 Nathan George	G 36:46	8-13	4-7	0-0	0 1 1	1 2 2	0	6	1	1	1	1	1	FT% 1-2 50%
13 Miles Kelly	G 41:41	6-16	1-6	1-2	1 5 6	4 2 14	1	2	0	0	0	3	8	2nd FG% 14-24 58.3%
14 Kwaciac Reeves	G 42:46	5-7	0-0	0-0	0 0 0	3 0 15	0	1	0	0	0	0	6	3PT% 7-14 50.0%
12 Tyshaun Claude	22:33	5-10	3-8	5-5	0 1 1	1 2 18	2	1	1	0	0	0	0	FT% 6-7 85.7%
3 Dallan "Deebo" Coleman	38:18	1-1	0-0	7-8	4 4 8	3 5 9	2	1	2	1	0	0	1	OTFG% 6-7 85.7%
5 Tafara Gapare	08:55	0-4	0-4	0-0	1 3 4	0 2 0	0	0	0	0	0	0	0	3PT% 1-1 100.0%
Team					1 2 3	0 1 1	0	1	0	0	0	0	0	GMFG% 31-62 50.0%
Totals	31-62	15-35	16-20	9 24 33	22 15 93	13 12 5 4 4 3	Technical Fouls: NONE		Dead Ball Rebounds: 2, 0					

Official Basketball Box Score - Final													Game Time: 6:00 PM	
Georgia Tech at Virginia Tech													Game Duration: 1:58	
01/20/24 McCarrish Pavilion, Atlanta													Attendance: 6,380	
2023-24 Men's Basketball													Officials: Britt Smith, Roymie Syons, Jeff Poir	
Virginia - 75													Record: 13-5 (4-3)	
NO. Name	Min	FG	3P	FT	Rebounds	Fouls	TP	AS	TO	ST	Blocks	+/-	Shooting By Period	
22 Jordan Minor	F 24:07	4-5	0-0	3-6	1 1 2	4 3 11	0	1	1	0	0	0	4	1st FG% 11-25 50.0%
2 Reece Beekman	G 33:27	7-16	2-6	3-3	0 6 6	1 5 19	11	3	2	0	0	13	3PT% 5-9 55.6%	
4 Andrew Rohde	G 31:05	2-4	0-0	0-0	0 0 0	2 0 5	4	0	1	0	0	1	8	FT% 2-4 50%
11 Isaac McKneely	G 37:30	7-13	6-9	0-0	0 5 5	1 2 20	1	2	0	0	0	10	2nd FG% 16-32 50.0%	
13 Ryan Dunn	G 32:11	4-4	1-1	0-2	5 5 10	2 2 9	2	2	1	0	3	0	15	3PT% 6-14 42.9%
0 Blake Buchanan	05:35	0-1	0-0	0-0	0 1 1	0 0 0	0	0	0	0	0	0	0	FT% 4-7 57.1%
1 Dante Harris	10:48	2-6	0-2	0-0	0 1 1	0 1 4	0	0	0	0	0	0	0	GMFG% 29-58 50.0%
34 Jacob Groves	12:56	2-5	1-2	0-0	1 0 1	2 0 5	0	1	0	0	0	0	1	3PT% 11-23 47.8%
35 Leon Bond III	09:27	0-1	0-0	0-0	0 0 0	2 0 0	0	1	0	0	0	0	0	FT% 6-11 54.5%
10 Taine Murray	02:54	1-1	0-0	0-0	0 0 0	0 0 0	0	0	0	0	0	0	0	Dead Ball Rebounds: 3, 1
Team					2 1 3	0 0 0	0	1	0	0	0	0	0	
Totals	29-58	11-23	6-11	9 20 29	14 13 75	19 9 4 3 2 9	Technical Fouls: NONE							

Official Basketball Box Score - Final													Game Time: 6:00 PM	
Georgia Tech at Virginia Tech													Game Duration: 2:59	
01/22/24 Cassell Coliseum, Blacksburg, Va													Attendance: 8,925	
2023-24 Men's Basketball													Officials: Bill Covington Jr., Clarence Armstrong, Mark Schur	
Georgia Tech - 66													Record: 9-9 (2-5)	
NO. Name	Min	FG	3P	FT	Rebounds	Fouls	TP	AS	TO	ST	Blocks	+/-	Shooting By Period	
11 Baye Ndongo	F 28:19	6-7	0-0	3-4	1 4 5	3 2 15	0	3	1	2	1	0	10	1st FG% 11-25 44.0%
10 Ebenezzer Dowuona	C 07:12	0-0	0-0	0-0	0 0 0	0 0 0	0	0	0	0	0	0	0	3PT% 5-12 41.7%
2 Nathan George	G 39:09	4-8	1-4	6-6	0 1 1	3 4 15	9	3	0	0	0	0	2	FT% 2-4 50%
13 Miles Kelly	G 30:09	3-11	2-7	0-0	0 5 5	3 0 8	1	2	1	0	0	0	17	2nd FG% 12-26 46.2%
14 Kwaciac Reeves	G 30:24	2-7	2-6	0-0	1 2 3	1 0 6	0	3	1	0	0	0	15	3PT% 4-15 26.7%
12 Tyshaun Claude	23:37	3-9	2-6	0-0	1 3 4	2 1 8	0	0	0	0	0	0	1	GMFG% 23-51 81.8%
3 Dallan "Deebo" Coleman	22:37	2-2	0-0	2-3	3 1 4	1 2 6	1	1	0	0	0	0	0	FT% 9-11 81.8%
5 Tafara Gapare	09:28	1-2	1-2	0-0	0 1 1	0 2 3	1	0	0	0	0	0	0	GMFG% 23-51 45.1%
23 Ibrahim Sacko	02:07	0-0	0-0	0-0	0 1 1	0 0 0	0	0	0	0	0	0	0	3PT% 3-11 27.3%
Team					1 2 3	0 0 0	0	0	0	0	0	0	0	Dead Ball Rebounds: 3, 1
Totals	23-51	9-27	11-15	8 21 29	13 14 66	12 13 4 2 3 9	Technical Fouls: NONE							

Biggest lead		Points from Turnovers		Paint		Second Chance		Fast Breaks		Bench	
3 (1st OT 1:51)	9 (1st 6:09)	10	14	26	50	12	30	41	11	11	93
10 (1st 3:38)	7 (1st 9:26)	7	7	1	6	3	4	3	9	8	90
7	7	05:21	40:38								

Biggest lead		Points from Turnovers		Paint		Second Chance		Fast Breaks		Bench	
15 (2nd 7:45)	11 (1st 9:51)	10	14	34	18	11	6	9	4	22	66
17 (2nd 18:10)	9 (2nd 1:39)	1	1	1	6	3	4	2	9	22	66
1	1	20:34	17:31								

Biggest lead		Points from Turnovers		Paint		Second Chance		Fast Breaks		Bench	
3 (1st OT 1:51)	9 (1st 6:09)	10	14	26	50	12	30	41	11	11	93
10 (1st 3:38)	7 (1st 9:26)	7	7	1	6	3	4	3	9	8	90
7	7	05:21	40:38								

Biggest lead		Points from Turnovers		Paint		Second Chance		Fast Breaks		Bench	
15 (2nd 7:45)	11 (1st 9:51)	10	14	34	18	11	6	9	4	22	66
17 (2nd 18:10)	9 (2nd 1:39)	1	1	1	6	3	4	2	9	22	66
1	1	20:34	17:31								

Biggest lead		Points from Turnovers		Paint		Second Chance		Fast Breaks		Bench	
3 (1st OT 1:51)	9 (1st 6:09)	10	14	26	50	12	30	41	11	11	93
10 (1st 3:38)	7 (1st 9:26)	7	7	1	6	3	4	3	9	8	90
7	7	05:21	40:38								

Official Basketball Box Score - Final													Game Time: 7:00 PM	
Pittsburgh at Georgia Tech													Game Duration: 2:53	
01/23/24 McCarrish Pavilion, Atlanta													Attendance: 3,612	
2023-24 Men's Basketball													Officials: Jamie Luckie, Kipp Kissinger, Matt Potter	
Pittsburgh - 72													Record: 12-7 (3-5)	
NO. Name	Min	FG	3P	FT	Rebounds	Fouls	TP	AS	TO	ST	Blocks	+/-	Shooting By Period	
2 Blake Hinson	F 31:56	3-8	1-4	2-2	0 6 6	4 1 9	1	2	0	1	1	0	1	1st FG% 11-25 44.0%
55 Zack Austin	F 24:49	2-4	0-1	0-0	1 2 3	1 0 4	4	1	2	0	0	1	13	3PT% 4-9 44.4%
33 Federico Federico	C 22:17	1-3	0-0	0-2	5 2 7	1 1 2	1	2	1	0	0	0	9	FT% 5-6 83.3%
7 Carlton Carrington	G 38:24	6-10	2-5	5-6	1 5 6	0 3 19	3	2	0	0	0	0	10	2nd FG% 13-25 52.0%
15 Jaland Lowe	G 35:14	4-9	2-5	2-3	0 3 3	2 3 12	3	2	2	0	1	0	1	3PT% 4-10 40.0%
5 Ishmael Leggett	28:18	4-11	1-2	5-6	0 4 4	1 3 14	1	0	1	0	1	2	12	FT% 11-15 73.3%
25 Guillermo Diaz Graham	16:54	4-5	2-2	2-2	1 1 2	5 4 12	0	1	1	0	1	15	GMFG% 24-50 48.0%	
24 William Jeffress	02:08	0-0	0-0	0-0	0 0 0	0 0 0	0	0	0	0	0	0	0	3PT% 8-19 42.1%
Team					1 1 2	0 0 0	0	0	0	0	0	0	0	FT% 16-21 76.2%
Totals	24-50	8-19	16-21	9 24 33	14 16 72	13 11 6 4 5 8	Technical Fouls: NONE		Dead Ball Rebounds: 3, 0					

Official Basketball Box Score - Final													Game Time: 5:01 PM	
Georgia Tech at Virginia Tech													Game Duration: 2:59	
01/27/24 Cassell Coliseum, Blacksburg, Va													Attendance: 8,925	
2023-24 Men's Basketball													Officials: Bill Covington Jr., Clarence Armstrong, Mark Schur	
Georgia Tech - 67													Record: 9-11 (2-7)	
NO. Name	Min	FG	3P	FT	Rebounds	Fouls	TP	AS	TO	ST	Blocks	+/-	Shooting By Period	
11 Baye Ndongo	F 28:39	7-13	0-0	2-5	4 9 2	4 2 16	0	1	0	2	0	0	13	1st FG% 10-34 29.4%
23 Ibrahim Sacko	F 06:38	0-0	0-0	0-0	0 0 0	0 0 0	0	0	0	0	0	0	0	3PT% 5-13 38.5%
2 Nathan George	G 32:13	3-10	1-2	0-0	2 0 2	1 1 7	8	1	0	0	0	0	10	FT% 3-5 60%
13 Miles Kelly	G 26:10	4-9	1-3	2-2	3 3 2	4 4 11	1	0	1	0	0	0	13	2nd FG% 15-32 46.9%
14 Kwaciac Reeves Jr.	G 25:13	2-10	2-6	0-0	0 0 0	0 1 6	1	1	0	0	1	0	25	3PT% 3-9 33.3%
1 Kyle Sturdivant	17:48	3-10	1-4	2-2	1 2 3	2 1 9	3	1	1	0	0	0	13	FT% 6-9 66.7%
3 Dallan "Deebo" Coleman	10:52	1-4	1-3	0-0	0 4 4	2 1 6	0	0	0	0	0	0	1	GMFG% 25-56 37.9%
5 Tafara Gapare	11:05	0-2	0-1	0-0	0 0 0	0 0 0	0	0	0	0	0	0	0	3PT% 8-22 36.4%
12 Tyshaun Claude	23:33	3-3	0-0	2-3	3 0 3	4 3 8	0	1	0	2	0	0	0	FT% 9-14 64.3%
24 Amaree Abram	06:46	0-1	0-0	1-2	0 0 0	0 1 1	0	0	0	0	0	0	0	Dead Ball Rebounds: 3, 1
4 Carter Murphy	11:03	2-4	2-3	0-0	0 1 1	3 0 6	1	0	0	0	0	1	2	
Team					2 4 6	0 0 0	0	0	0	0	0	0	0	
Totals	25-66	8-22	9-14	13 18 31	16 17 67	14 5 2 5 3 24	Technical Fouls: Claude 2nd 1:32							

Biggest lead		Points from Turnovers		Paint		Second Chance		Fast Breaks		Bench	

2023-24 BOX SCORES

Official Basketball Box Score - Final													Game Time: 7:00 PM		
North Carolina at Georgia Tech													Game Duration: 2:19		
01/30/24 McCamish Pavilion, Atlanta													Attendance: 8,600		
2023-24 Men's Basketball													Records: 17-4 (9-1)		
Officials: Ted Valentine, John Gaffney, Brent Hampton															
North Carolina - 73													Shooting By Period		
NO. Name	Min	FG	3P	FT	Rebounds	Fouls	TP	AS	TO	ST	Blocks	+/-	1st FG%	1st FT%	
5 Armando Bacot	F 29:25	4-8	0-0	1-2	1 8 9	3	1	9	2	1	1	0	2	9	33.3%
55 Harrison Ingram	F 36:25	3-14	2-7	0-1	5 8 13	1	2	8	3	2	1	0	2	6	33.3%
2 Elliot Cadeau	G 21:16	2-7	0-1	1-1	0 2 2	5	3	5	5	1	1	0	2	6	33.3%
3 Cormac Ryan	G 34:10	3-14	3-10	0-0	1 1 2	1	0	9	1	2	1	0	0	8	33.3%
4 RJ Davis	G 35:30	11-24	3-8	3-4	2 3 5	2	4	28	4	2	1	0	1	3	75%
7 Seth Trimble	22:12	2-7	0-2	2-5	0 1 1	2	3	6	2	2	3	0	1	3	28.6%
24 JaeLyn Withers	07:22	0-0	0-0	0-0	1 1 2	0	0	0	0	0	0	0	0	2	0%
13 Jalen Washington	10:11	3-3	0-0	2-4	4 1 5	1	4	8	0	0	0	0	0	8	100%
8 Paxson Wojcik	02:59	0-0	0-0	0-0	0 0 0	1	0	0	1	0	0	0	0	4	0%
1 Zayden High	00:30	0-0	0-0	0-0	0 0 0	0	0	0	0	0	0	0	0	2	0%
Team					8 1 9						0				
Totals		28-77	8-28	9-17	22 26 48	16	17	73	17	11	8	0	8	1	

Official Basketball Box Score - Final													Game Time: 5:30 PM		
Georgia Tech at NC State													Game Duration: 2:10		
02/03/24 PNC Arena, Raleigh													Attendance: 15,523		
2023-24 Men's Basketball													Records: 10-12 (3-8)		
Officials: Lee Cassell, Tony Chiazza, Isaac Barnett															
Georgia Tech - 76													Shooting By Period		
NO. Name	Min	FG	3P	FT	Rebounds	Fouls	TP	AS	TO	ST	Blocks	+/-	1st FG%	1st FT%	
11 Baye Ndongo	F 19:21	1-5	0-1	3-4	2 5 7	5	3	5	0	1	0	1	0	17	20%
10 Ebenezer Dowuona	C 07:17	0-1	0-0	0-0	1 0 1	2	0	0	0	0	0	0	0	8	0%
2 Nathanael George	G 34:20	5-12	3-5	5-6	0 4 4	1	3	18	5	2	1	0	0	3	37.5%
13 Miles Kelly	G 31:52	8-13	4-7	0-1	0 10 10	3	1	20	2	2	0	0	1	4	50%
14 Kwaciac Reeves Jr.	G 19:22	4-7	4-6	0-0	0 3 3	0	0	12	1	2	0	0	0	5	57.1%
1 Kyle Sturdivant	27:13	3-9	0-3	3-4	0 2 2	2	5	9	2	1	0	0	1	0	33.3%
5 Tafara Gapare	21:04	2-6	0-3	3-6	1 4 5	3	6	7	0	1	1	3	0	11	33.3%
12 Tyzhaun Claude	25:11	1-2	0-0	3-4	5 3 8	4	3	5	0	2	0	0	0	4	25%
3 Dallan "Deebo" Coleman	14:20	0-3	0-2	0-0	1 1 2	1	0	0	0	0	0	0	0	6	0%
Team					1 4 5						0				
Totals		24-58	11-27	17-25	11 36 47	23	18	78	10	12	2	4	2	8	

Official Basketball Box Score - Final													Game Time: 7:00 PM	
Georgia Tech - 74													Game Duration: 2:03	
02/03/24 McCamish Pavilion, Atlanta													Attendance: 8,600	
2023-24 Men's Basketball													Records: 10-11 (3-7)	
Officials: Ted Valentine, John Gaffney, Brent Hampton														
Georgia Tech - 74													Shooting By Period	
NO. Name	Min	FG	3P	FT	Rebounds	Fouls	TP	AS	TO	ST	Blocks	+/-	1st FG%	1st FT%
11 Baye Ndongo	F 04:32	1-2	0-0	0-0	0 0 0	0	2	1	0	0	0	0	1	50%
10 Ebenezer Dowuona	C 17:03	0-2	0-0	0-0	0 2 2	4	0	0	1	0	1	0	0	0
2 Nathanael George	G 30:07	4-10	0-3	8-10	1 3 4	4	6	16	4	2	1	0	0	15
13 Miles Kelly	G 29:13	5-13	3-6	2-2	1 4 5	3	2	15	0	1	0	0	0	0
14 Kwaciac Reeves Jr.	G 18:45	1-5	0-2	0-0	2 2 4	1	0	2	0	0	0	0	0	12
12 Tyzhaun Claude	28:11	4-8	0-0	1-1	2 6 8	3	2	9	0	1	0	3	0	1
1 Kyle Sturdivant	22:14	6-10	4-4	2-2	0 2 2	2	0	18	4	3	0	1	0	5
5 Tafara Gapare	24:54	2-5	0-1	2-2	0 8 8	1	2	6	1	1	1	3	0	2
23 Ibrahima Sacko	05:57	1-1	1-1	0-0	0 0 0	0	0	3	0	1	1	0	0	9
24 Amaree Abram	03:32	0-1	0-1	0-0	0 0 0	0	1	0	0	0	0	0	0	1
3 Dallan "Deebo" Coleman	11:24	1-3	1-1	0-0	1 3 4	0	1	3	0	0	0	0	0	11
4 Carter Murphy	04:09	0-1	0-1	0-0	0 1 1	1	0	0	0	0	0	0	0	7
Team					3 0 3						0			
Totals		25-61	9-20	15-17	10 31 41	17	16	74	10	14	4	8	0	1

Official Basketball Box Score - Final													Game Time: 6:31 PM	
Georgia Tech at Louisville													Game Duration: 2:14	
02/10/24 WFC Yum! Center, Louisville													Attendance: 11,891	
2023-24 Men's Basketball													Records: 8-16 (3-10)	
Officials: Ron Groover, Mark Schurz, Jerry Heeler														
Georgia Tech - 67													Shooting By Period	
NO. Name	Min	FG	3P	FT	Rebounds	Fouls	TP	AS	TO	ST	Blocks	+/-	1st FG%	1st FT%
5 Tafara Gapare	F 24:34	0-7	0-4	1-2	2 3 5	3	1	1	3	2	2	1	0	8
11 Baye Ndongo	F 15:06	1-6	0-0	0-0	2 6 8	5	1	2	0	3	0	0	1	9
2 Nathanael George	G 25:27	1-6	0-2	0-1	0 0 0	2	2	2	0	3	0	0	1	13
13 Miles Kelly	G 38:50	11-20	6-11	8-10	3 4 7	3	7	36	2	2	1	0	0	8
14 Kwaciac Reeves Jr.	G 18:34	0-5	0-1	0-0	1 2 3	2	1	0	2	1	0	1	0	8
1 Kyle Sturdivant	18:20	2-5	1-3	2-2	0 0 0	4	1	7	3	1	2	0	0	12
12 Tyzhaun Claude	21:51	1-5	0-0	3-3	6 9 5	3	5	0	2	0	0	1	5	
23 Ibrahima Sacko	16:17	3-5	0-2	0-0	0 2 2	1	0	6	1	0	0	0	0	11
4 Carter Murphy	21:01	3-4	2-2	0-0	2 2 3	0	8	1	1	2	0	0	0	4
Team					0 0 0						0			
Totals		22-63	9-25	14-18	14 22 36	28	16	67	10	15	8	1	4	12

UNC		GaTech		Points from Turnovers		UNC GaTech		Period by Period Scoring	
Biggest lead	11 (1st 7:20)	8 (2nd 6:12)	11 (1st 7:20)	8 (2nd 6:12)	14	9	UNC	37	36
Best Scoring Run	12 (1st 13:25)	10 (1st 0:49)	12 (1st 13:25)	10 (1st 0:49)	23	26	UNC	37	36
Lead Changes	8	8	23	26	37	36	GaTech	37	37
Times Tied	4	4	12	3	37	37	TOT	74	74
Time with Lead	21:14	15:31	14	39					

GT		ST		Points from Turnovers		UNC GaTech		Period by Period Scoring	
Biggest lead	6 (2nd 17:47)	14 (2nd 8:54)	6 (2nd 17:47)	14 (2nd 8:54)	14	18	UNC	37	36
Best Scoring Run	11 (1st 3:02)	12 (2nd 14:23)	11 (1st 3:02)	12 (2nd 14:23)	22	32	UNC <td>37 <td>36</td> </td>	37 <td>36</td>	36
Lead Changes	2	2	22	32	36	40	GaTech <td>37 <td>37</td> </td>	37 <td>37</td>	37
Times Tied	3	3	15	22	37	47	TOT	82	82
Time with Lead	04:06	34:14	15	22					

Official Basketball Box Score - Final													Game Time: 7:00 PM	
Wake Forest at Georgia Tech													Game Duration: 2:03	
02/03/24 McCamish Pavilion, Atlanta													Attendance: 4,230	
2023-24 Men's Basketball													Records: 15-7 (7-4)	
Officials: Bert Smith, Raymie Styons, Tony Henderson														
Wake Forest - 80													Shooting By Period	
NO. Name	Min	FG	3P	FT	Rebounds	Fouls	TP	AS	TO	ST	Blocks	+/-	1st FG%	1st FT%
11 Andrew Carr	F 29:41	4-10	1-3	4-4	2 8 10	1	4	13	3	0	1	2	0	29
4 Elton Reid	C 28:30	5-9	0-1	0-0	2 5 7	3	0	10	3	1	1	1	0	21
0 Kevin Miller	G 27:36	4-8	1-2	4-4	0 4 4	1	3	13	3	2	1	0	1	17
2 Cameron Hildreth	G 30:13	5-8	0-1	7-7	3 0 3	2	7	4	2	3	2	0	1	30
23 Hunter Sallis	G 33:37	5-12	0-4	0-0	0 2 2	2	0	10	3	1	0	1	0	29
20 Parker Friedrichsen	13:37	1-4	0-2	0-0	0 0 0	1	1	2	0	0	2	0	0	10
33 Matthew Marsh	08:35	1-2	0-0	0-0	0 4 4	2	0	2	0	1	0	1	0	9
30 Damari Monsanto	15:21	3-7	2-2	0-0	3 3 3	1	1	11	1	1	0	0	0	6
10 Abramo Canka	04:05	1-2	0-0	0-0	0 0 0	0	0	2	0	0	0	0	0	3
1 Marcus Marion	02:55	0-0	0-0	0-0	0 0 0	0	1	0	0	0	0	0	0	1
13 Aaron Clark	02:55	0-1	0-1	0-0	0 0 0	0	0	0	0	0	0	0	0	1
25 Zach Keller	02:55	0-0	0-0	0-0	0 1 1	0	0	0	0	0	0	0	0	1
Team					2 6 8						0			
Totals		29-63	5-21	17-17	6 36 42	14	16	80	17	8	8	5	2	29

Official Basketball Box Score - Final													Game Time: 8:16 (3-10)	
Louisville - 79													Game Duration: 2:14	
02/10/24 WFC Yum! Center, Louisville													Attendance: 11,891	
2023-24 Men's Basketball													Records: 8-16 (3-10)	
Officials: Ron Groover, Mark Schurz, Jerry Heeler														
Louisville - 79													Shooting By Period	
NO. Name	Min	FG	3P	FT	Rebounds	Fouls	TP	AS	TO	ST	Blocks	+/-	1st FG%	1st FT%
0 Mike James	F 32:19	2-5	1-4	6-6	0 5 5	3	4	11	3	0	1	0	0	11
5 Brandon Huntley-Hatfield	F 28:25	3-6	0-0	6-9	1 8 9	3	8	12	2	1	0	0	0	0
10 Kaleb Glenn														

2023-24 BOX SCORES

	Official Basketball Box Score - Final										Game Time: 7:00 PM	
	Georgia Tech at Notre Dame										Game Duration: 2:06	
	02/14/24 Purcell Pavilion at the Joyce Center, Notre Dame										Attendance: 4,589	

Georgia Tech - 55													Record: 10-15 (3-11)													Officials: Roger Ayers, Paul Selez, Courtney Green												
NO.	Name	Min	FG	3P	FT	Rebounds	Fouls	TP	AS	TO	ST	Blocks	+/-	Shooting By Period																								
			M/A	M/A	M/A	OR	DR	PF				BS	BA		1st	2nd	3rd	FT%	GM FG%	3PT%	FT%																	
5	Tafara Gapare	F 11:05	0-1	0-0	1-2	0	2	2	1	2	1	0	2	0	1	0	0	3	3PT%	3-9	33.3%																	
11	Baye Ndongo	F 27:04	5-8	0-0	1-1	1	4	5	4	1	11	2	1	1	1	1	1	1	FT%	3-6	50%																	
2	Nathan George	G 34:44	2-5	1-2	0-2	0	4	4	2	5	4	2	0	0	0	0	0	0	2nd FG%	11-20	55.0%																	
13	Miles Kelly	G 24:30	4-12	1-5	2-2	0	4	4	3	11	4	2	0	0	1	1	1	4	3PT%	2-6	33.3%																	
14	Kowace Reeves Jr.	G 23:54	3-6	1-3	0-0	1	5	6	3	0	7	1	0	1	1	0	1	4	3PT%	3-5	60%																	
23	Ibrahima Sacko	25:52	6-8	1-2	0-1	2	2	4	1	2	13	1	0	1	1	0	1	4	GM FG%	22-48	45.8%																	
1	Kyle Sturdivant	20:30	0-1	0-1	0-0	0	2	2	1	1	0	2	3	0	1	0	0	5	3PT%	5-15	33.3%																	
4	Carter Murphy	17:21	1-3	1-2	0-0	0	1	1	0	1	3	0	0	1	0	0	0	7	FT%	6-11	54.5%																	
12	Tyshaun Claude	15:00	1-4	0-0	2-3	1	2	3	2	2	4	0	0	0	0	0	0	4																				
Team													Dead Ball Rebounds: 2, 0																									
Totals			22-48	5-15	6-11	5	26	31	16	14	55	14	4	5	2	3																						

Notre Dame - 58													Record: 9-16 (4-10)													Technical Fouls: NONE												
NO.	Name	Min	FG	3P	FT	Rebounds	Fouls	TP	AS	TO	ST	Blocks	+/-	Shooting By Period																								
			M/A	M/A	M/A	OR	DR	PF				BS	BA		1st	2nd	3rd	FT%	GM FG%	3PT%	FT%																	
0	Carrey Booth	F 13:51	0-2	0-2	0-0	0	3	3	2	0	0	0	0	0	0	0	0	5	1st FG%	9-30	30.0%																	
13	Tad Davis	F 32:27	6-12	1-2	4-4	2	4	6	0	4	17	0	1	1	1	3	1	1	3	3PT%	4-16	25.0%																
14	Kebba Njie	F 28:55	0-0	0-0	6-7	3	4	7	2	6	6	1	0	0	1	0	0	3	FT%	9-11	81.8%																	
11	Markus Burton	G 33:37	6-15	1-4	5-7	1	0	1	2	4	18	5	2	5	0	1	3	3	2nd FG%	9-27	33.3%																	
3	Braeden Shrewsbury	G 26:53	1-11	1-8	0-0	0	2	2	0	3	1	0	0	0	0	0	0	4	3PT%	1-10	10.0%																	
1	Julian Roper II	19:52	1-3	0-2	1-2	2	4	6	3	1	3	1	0	0	0	0	1	0	FT%	8-11	72.7%																	
20	J.R. Konecny	16:48	3-8	2-4	0-0	1	1	2	1	0	8	0	0	0	0	0	0	8	GM FG%	18-57	31.6%																	
25	Matt Zona	11:05	0-2	0-2	1-2	2	2	4	2	1	1	0	0	0	0	0	0	0	3PT%	5-26	19.2%																	
2	Logan Iimes	16:32	1-4	0-2	0-0	3	2	5	2	2	1	1	0	0	0	0	1	8	FT%	17-22	77.3%																	
Team													Dead Ball Rebounds: 2, 0																									
Totals			18-57	5-26	17-22	16	24	40	14	16	58	10	6	7	2	5	3																					

GT		ND		Points from		GT		ND		Period by Period Scoring	
Biggest lead		6 (1st 10:44)		6 (1st 2:07)		Turnovers		6		1st 2nd TOT	
Best Scoring Run		8 (2nd 18:03)		11 (1st 6:19)		Paint		28		27 55	
Lead Changes		9		20		Second Chance		9		20	
Times Tied		6		2		Fast Breaks		0		2	
Time with Lead		19:09		15:41		Bench		20		14	

	Official Basketball Box Score - Final										Game Time: 5:30 PM	
	Syracuse at Georgia Tech										Game Duration: 1:59	
	02/17/24 McCamish Pavilion, Atlanta										Attendance: 6,241	

Syracuse - 60													Record: 16-10 (7-8)													Officials: Leo Cassel, A.J. Desai, Jemel Spaxman												
NO.	Name	Min	FG	3P	FT	Rebounds	Fouls	TP	AS	TO	ST	Blocks	+/-	Shooting By Period																								
			M/A	M/A	M/A	OR	DR	PF				BS	BA		1st	2nd	3rd	FT%	GM FG%	3PT%	FT%																	
1	Maliq Brown	F 39:29	2-2	0-0	2-2	1	7	8	5	2	6	2	2	5	1	0	0	3	1st FG%	12-33	36.4%																	
4	Chris Bell	F 31:37	2-7	2-7	0-0	0	5	5	2	1	6	2	1	2	1	0	2	1	3PT%	3-17	17.6%																	
2	JJ Staring	G 35:37	7-15	2-7	2-3	1	3	4	1	3	18	1	0	1	0	0	0	2	FT%	3-6	50%																	
3	Judah Mintz	G 37:13	5-15	0-4	4-5	0	5	5	2	7	14	1	2	0	1	0	1	7	2nd FG%	10-27	37.0%																	
5	Justin Taylor	G 14:28	1-7	0-2	0-0	1	0	1	0	1	2	1	1	0	0	0	0	3	3PT%	1-8	12.5%																	
24	Quadir Copeland	29:59	3-9	0-2	3-5	3	0	3	5	3	9	2	2	2	0	0	0	8	GM FG%	22-60	36.7%																	
0	Kyle Cuffe, Jr.	11:26	2-5	0-3	1-2	1	0	1	0	1	5	1	0	0	0	0	1	1	3PT%	4-25	16.0%																	
15	Mounir Hima	00:11	0-0	0-0	0-0	0	0	0	0	0	0	0	0	0	0	0	0	2	FT%	12-17	70.6%																	
Team													Dead Ball Rebounds: 1, 2																									
Totals			22-60	4-25	12-17	4	24	28	17	17	60	10	7	12	2	2	5																					

Georgia Tech - 65													Record: 11-15 (4-11)													Technical Fouls: NONE												
NO.	Name	Min	FG	3P	FT	Rebounds	Fouls	TP	AS	TO	ST	Blocks	+/-	Shooting By Period																								
			M/A	M/A	M/A	OR	DR	PF				BS	BA		1st	2nd	3rd	FT%	GM FG%	3PT%	FT%																	
5	Tafara Gapare	F 22:21	4-6	0-0	2-2	1	8	9	1	3	10	2	2	1	1	0	2	2	1st FG%	12-28	42.9%																	
11	Baye Ndongo	F 30:57	6-10	0-0	4-5	4	7	11	2	5	16	2	6	0	0	0	4	4	3PT%	4-9	44.4%																	
2	Nathan George	G 19:49	0-2	0-0	0-0	0	2	2	3	1	0	3	3	0	0	0	4	4	FT%	6-6	100%																	
13	Miles Kelly	G 38:17	5-15	3-12	3-3	1	9	10	1	4	16	2	2	1	0	0	3	3	2nd FG%	12-33	36.4%																	
14	Kowace Reeves Jr.	G 25:35	2-9	0-4	0-0	3	1	4	3	1	4	0	1	0	0	0	2	1	3PT%	4-16	25.0%																	
1	Kyle Sturdivant	31:45	6-14	4-8	1-2	0	2	2	4	2	17	4	1	2	0	0	10	10	GM FG%	24-61	39.3%																	
23	Ibrahima Sacko	15:35	0-1	0-0	0-0	1	3	4	1	0	0	0	0	0	0	0	3	3	3PT%	7-25	28.0%																	
12	Tyshaun Claude	11:28	1-3	0-0	0-0	2	4	6	2	1	2	1	2	0	0	1	4	4	FT%	10-12	83.3%																	
4	Carter Murphy	04:14	0-1	0-1	0-0	0	0	0	0	0	0	0	0	0	0	0	0	7																				
Team													Dead Ball Rebounds: 1, 1																									
Totals			24-61	7-25	10-12	12	37	49	17	17	65	14	0	7	6	2	5																					

SYR		GaTech		Points from		SYR		GaTech		Period by Period Scoring	
Biggest lead		7 (1st 16:55)		10 (2nd 11:57)		Turnovers		16		8	
Best Scoring Run		7 (1st 16:55)		9 (2nd 14:35)		Paint		32		32	
Lead Changes		5		8		Second Chance		9		8	
Times Tied		6		2		Fast Breaks		15		9	
Time with Lead		12:21		22:22		Bench		14		19	

	Official Basketball Box Score - Final										Game Time: 7:00 PM	
	Clemson at Georgia Tech										Game Duration: 1:55	
	02/21/24 McCamish Pavilion, Atlanta										Attendance: 4,567	

Clemson - 81													Record: 18-8 (8-7)													Officials: Jamie Luckie, Bill Covington Jr., Tim Ouchtery												
NO.	Name	Min	FG	3P	FT	Rebounds	Fouls	TP	AS	TO	ST	Blocks	+/-	Shooting By Period																								
			M/A	M/A	M/A	OR	DR	PF				BS	BA		1st	2nd	3rd	FT%	GM FG%	3PT%	FT%																	
4	Ian Schieffelin	F 24:08	8-12	3-4	0-0	0	3	3	4	1	19	1	0	0	0	18	18	18	1st FG%	16-32	50.0%																	
24	PJ Hall	F 30:34	4-8	3-4	0-0	0	4	4	2	0	11	2	1	1	1	1	27	27	3PT%	2-2	100%																	
1	Chase Hunter	G 31:22	6-10	4-6	2-3	0	6	6	0	2	18	6	0	0	1	1	21	21	2nd FG%	15-26	57.7%																	
5	Jack Clark	G 26:59	3-6	2-4	0-0	1	4	5	1	1	8	4	1	1	1	0	23	23	3PT%	5-11	45.5%																	
11	Joseph Girard III	G 33:02	5-11	2-7	2-2	0	3	3	1	2	14	3	0	0	0	28	28	FT%	3-5	60%																		
10	RJ Godfrey	22:12	2-4	0-1	1-2	1	3	4	2	2	5	1	0	1	1	0	5	5	GM FG%	31-58	53.4%																	
21	Chauncy Wiggins	13:01	1-2	0-1	0-0	1	1	2	3	0	2	2	1	0	0	1	1	1	3PT%	14-29	48.3%																	
0	Josh Beadie	03:47	1-2	0-1	0-0	0	0	0																														

2023-24 BOX SCORES

Official Basketball Box Score - Final															Game Time: 12:00 PM															
Florida St. at Georgia Tech															Game Duration: 2:18															
03/02/24 McCallish Pavilion, Atlanta															Attendance: 5,908															
2023-24 Men's Basketball															Officials: Jamie Luckie, Raymie Styons, Justin Porterfield															
Florida St. - 76															Record: 15-14 (9-9)															
NO.	Name	Min	FG	3P	FT	Rebounds	Fouls	TP	AS	TO	ST	Blocks	BS	BA	+	-	Shooting By Period													
2	Jamir Watkins	F 35:30	4-9	1-3	6-7	2 5 7	3 8 15	3	1	4	1	2	8	1	2	-8	1st FG%	16-35 45.7%												
3	Cameron Corhan	F 31:20	6-11	0-0	2-3	2 5 7	3 2 14	0	2	0	0	1	1	1	-8	3PT%	4-11 36.4%													
11	Baba Miller	F 28:12	5-13	1-5	2-3	3 1 4	1 3 13	1	1	1	2	0	0	0	-12	FT%	5-8 62.5%													
1	Jalen Warley	G 21:20	1-8	0-0	0-1	1 1 3	0 2 2	2	0	0	0	0	0	2	-9	2nd FG%	12-35 34.3%													
22	Darin Green Jr.	G 24:20	3-8	3-7	0-0	0 5 5	4 0 9	0	0	0	1	0	0	0	-7	3PT%	3-10 30.0%													
0	Chandler Jackson	15:02	1-2	0-0	0-0	1 1 2	0 1 0	2	0	0	0	0	0	0	-2	FT%	8-9 88.9%													
10	Taylor Bol Bowen	11:48	1-3	1-2	3-4	1 2 3	1 2 6	1	0	0	0	0	0	0	0	-2	GM FG%	29-70 40.0%												
33	Jaylan Gainey	06:46	0-0	0-0	0-0	0 1 1	2 0 0	0	0	0	0	0	0	0	-2	3PT%	7-21 33.3%													
23	Primo Spears	23:17	6-14	1-4	0-0	0 1 1	1 0 13	4	2	0	1	0	0	0	0	-3	FT%	13-17 76.5%												
5	De'Ante Green	01:48	0-1	0-0	0-0	1 0 1	1 0 0	0	0	0	0	0	0	0	1	1	Dead Ball Rebounds: 1, 0													
20	Josh Nickelberry	00:06	0-0	0-0	0-0	0 0 0	0 0 0	0	0	0	0	0	0	0	0	0														
12	Tom House	00:31	1-1	0-0	0-0	0 0 0	0 0 0	0	0	0	0	0	0	0	2	2														
Team															1 1 2		0 0 0													
Totals															28-70		7-21		13-17		10 23 33		21 15 76		12 9 9		4 7 9		Technical Fouls: NONE	

Official Basketball Box Score - Final															Game Time: 9:00 PM																	
Georgia Tech at Wake Forest															Game Duration: 2:05																	
03/05/24 LVMJ Coleum, Winston-Salem															Attendance: 7,481																	
2023-24 Men's Basketball															Officials: Ron Groover, Ted Valentine, Brent Hampton																	
Georgia Tech - 70															Record: 14-16 (7-12)																	
NO.	Name	Min	FG	3P	FT	Rebounds	Fouls	TP	AS	TO	ST	Blocks	BS	BA	+	-	Shooting By Period															
5	Tafara Gapare	F 28:01	4-10	1-3	2-2	1 5 6	3 4 4	11	2	1	0	1	1	1	4	3	1st FG%	16-35 45.7%														
11	Baye Ndongo	F 29:24	4-8	1-1	0-0	1 10 11	4 2 9	9	1	3	1	0	2	0	-1	3PT%	4-11 36.4%															
2	Naihan George	G 34:31	8-14	0-3	0-0	1 2 3	1 0 1	16	3	7	0	0	0	0	1	2nd FG%	12-35 34.3%															
13	Miles Kelly	G 36:00	7-11	5-8	0-0	0 3 3	4 2 19	2	1	2	0	0	0	0	0	3PT%	3-10 30.0%															
14	Kowacic Reeves Jr.	G 31:12	3-5	2-2	0-0	1 1 2	1 1 1	8	2	1	0	1	0	1	10	FT%	8-9 88.9%															
12	Tyzhaun Claude	19:22	1-1	0-0	0-0	2 2 4	0 1 2	2	0	0	0	0	0	0	-4	GM FG%	29-70 40.0%															
1	Kyle Sturdivant	12:42	1-2	1-2	0-0	0 0 0	2 1 3	3	0	2	0	1	0	1	0	1	3PT%	7-21 33.3%														
3	Dallan "Deebo" Coleman	08:48	1-3	0-2	0-0	0 1 1	1 0 2	0	0	1	1	0	0	0	-9	FT%	13-17 76.5%															
Team															0 4 4		0 0 0		0 0 0		12 16 4		3 3 3		1 0 1		Technical Fouls: NONE					
Totals															29-54		10-21		2-2		6 28 34		16 11 70		12 16 4		3 3 3		1 0 1		Dead Ball Rebounds: 0, 1	

Official Basketball Box Score - Final															Game Time: 8:00 PM																	
Georgia Tech at FSU															Game Duration: 1:45																	
03/09/24 John Paul Jones Arena, Charlottesville															Attendance: 1,577																	
Virginia vs Georgia Tech Men's Basketball															Officials: Lee Cassel, A.J. Desai, Isaac Barnett																	
Georgia Tech - 85															Record: 13-12 (6-12)																	
NO.	Name	Min	FG	3P	FT	Rebounds	Fouls	TP	AS	TO	ST	Blocks	BS	BA	+	-	Shooting By Period															
5	Tafara Gapare	F 29:59	4-11	0-4	0-0	3 7 10	1 2 8	4	2	0	3	1	1	1	15	1st FG%	16-35 45.7%															
11	Baye Ndongo	F 24:05	6-11	0-0	3-3	6 8 14	4 4 15	0	2	1	1	1	1	2	1	2	3PT%	4-11 36.4%														
2	Naihan George	G 30:32	4-7	2-3	5-7	2 3 5	1 4 15	2	0	0	0	0	0	0	8	FT%	5-8 62.5%															
13	Miles Kelly	G 32:29	2-13	1-8	0-0	0 3 3	3 2 5	3	3	1	1	0	1	4	3	2nd FG%	12-35 34.3%															
10	Kowacic Reeves Jr.	G 21:59	4-8	1-3	0-0	1 2 3	4 0 9	2	3	1	0	0	1	3	1	4	3PT%	3-10 30.0%														
12	Tyzhaun Claude	23:17	2-5	0-0	4-6	6 4 10	1 0 8	2	1	0	1	1	1	7	1	1	FT%	8-9 88.9%														
1	Kyle Sturdivant	25:52	6-11	4-6	4-5	0 2 2	1 3 20	4	4	0	0	0	0	5	5	GM FG%	29-70 40.0%															
3	Dallan "Deebo" Coleman	10:38	2-4	0-1	1-3	0 2 2	0 3 5	1	0	0	1	0	0	0	5	1	3PT%	7-21 33.3%														
4	Carter Murphy	01:09	0-1	0-1	0-0	0 0 0	0 0 0	0	0	0	0	0	0	0	-5	FT%	13-17 76.5%															
Team															3 3 6		0 0 0		0 0 0		11 16 3		7 4 9		1 1 1		Technical Fouls: NONE					
Totals															30-71		8-26		17-24		21 34 55		15 21 85		17 16 3		7 4 9		1 1 1		Dead Ball Rebounds: 4, 1	

Biggest lead		FSU		GaTech		Points from		FSU		GaTech		Period by Period Scoring	
2 (1st 1:40)		17 (2nd 3:16)		6 (1st 9:18)		8 (2nd 4:12)		Turnovers		11 9		1st 2nd TOT	
Best Scoring Run		6 (1st 9:18)		8 (2nd 4:12)		Paint		38 40		FSU 41 35 76		GaTech 44 41 85	
Lead Changes		4		4		Second Chance		11 21					
Times Tied		4		4		Fast Breaks		13 10					
Time with Lead		00:15		37:14		Bench		23 33					

Official Basketball Box Score - Final															Game Time: 2:05 PM															
Georgia Tech at Notre Dame															Game Duration: 2:12															
03/12/24 Capital One Arena, Washington															Attendance: 12,333															
2023-24 Men's Basketball															Officials: Bert Smith, Raymie Styons, Jerrel Spearman															
Georgia Tech - 80															Record: 14-18															
NO.	Name	Min	FG	3P	FT	Rebounds	Fouls	TP	AS	TO	ST	Blocks	BS	BA	+	-	Shooting By Period													
5	Tafara Gapare	F 18:15	1-3	0-1	3-4	2 2 4	4 4 4	5	3	0	0	0	0	0	-1	1st FG%	16-35 45.7%													
11	Baye Ndongo	F 35:04	8-16	0-1	6-8	2 5 7	3 6 22	3	0	1	1	0	0	-3	3PT%	4-11 36.4%														
2	Naihan George	G 38:10	8-13	5-8	3-3	0 2 2	2 3 24	7	3	1	0	0	0	-4	2nd FG%	12-35 34.3%														
13	Miles Kelly	G 34:49	2-9	1-7	3-3	0 1 1	3 2 8	0	2	2	0	0	0	-3	3PT%	3-10 30.0%														
14	Kowacic Reeves Jr.	G 16:05	2-3	0-1	0-0	0 0 0	0 0 0	4	1	0	0	0	0	-11	FT%	8-9 88.9%														
1	Kyle Sturdivant	31:27	3-7	1-5	3-4	1 1 2	2 1 10	2	0	0	0	0	0	8	GM FG%	29-70 40.0%														
12	Tyzhaun Claude	11:26	2-2	0-0	0-0	1 3 4	0 0 4	0	0	0	0	0	0	-2	3PT%	4-21 19.0%														
3	Dallan "Deebo" Coleman	13:44	1-4	1-4	0-0	0 1 1	1 0 3	2	0	1	0	0	0	-4	FT%	11-13 84.6%														
Team															1 1 2		0 0 0		0 0 0		18 7 5		1 0 4		Technical Fouls: NONE					
Totals															27-57		8-27		18-22		7 16 23		15 16 80		18 7 5		1 0 4		Dead Ball Rebounds: 4, 0	

Official Basketball Box Score - Final															Game Time: 2:05 PM															
Georgia Tech at Notre Dame															Game Duration: 2:12															
03/12/24 Capital One Arena, Washington															Attendance: 12,333															
2023-24 Men's Basketball															Officials: Bert Smith, Raymie Styons, Jerrel Spearman															
Notre Dame - 84															Record: 13-19															
NO.	Name	Min	FG	3P	FT	Rebounds	Fouls	TP	AS	TO	ST	Blocks	BS	BA	+	-	Shooting By Period													
0	Carey Booth	F 17:13	2-4	1-3	0-0	0 0 3	2 0 5	2	0	0	0	0	0	0	4	1st FG%	16-35 45.7%													
13	Tae Davis	F 29:33	4-9	1-1	3-5	1 2 3	4 3 12	3	4	3	1	0	0	8	3PT%	4-11 36.4%														
14	Kebba Njie	F 32:46	1-1	0-0	9-10	4 5 9	1 5 11	0	1	0	0	0	0	0	0	2nd FG%	12-35 34.3%													
3	Markus Burton	G 35:50	8-15	3-6	2-2	1 4 5	4 5 21	8	4	1	0	1	0	2	3PT%	3-10 30.0%														
11	Braeden Shrewsbury	G 34:46	8-12	5-8	2-2	0 2 2	0 2 23	1	2	1	0	0	0	10	FT%	8-9 88.9%														
1	Julian Roper II	14:57	1-4	1-3	0-0	0 3 3	3 0 3	0	1	1	1	0	0	1	GM FG%	29-70 40.0%														
0	Blake Buchanan	17:43	1-4	0-0	0-0	0 2 2	3 0 2	0	0	0	0	0	0	0	-6	3PT%	4-21 19.0%													
10	Taine Murray	28:23	5-10	2-5	0-0	1 1 1	1 0 12	3	0	1	0	0	0	13	FT%	11-13 84.6%														
1	Dante Harris	16:17	2-7	0-2	0-0	0 2 2	0 4 1	0	2	0	0	0	0	1	8	GM FG%	29-70 40.0%													
24	Tristan How	00:45	1-1	0-0	0-0	1 1 0	0 2 0	0	0	0	0	0	0	-1	3PT%	4-21 19.0%														
42	Bynce Walker	00:30	0-0	0-0	0-0	0 0 0	0 0 0	0	0	0	0	0	0	-1	FT%	11-13 84.6%														
Team															1 0 1		0 0 0		0 0 0		17 15 84		16 14 4		0 1 4		Technical Fouls: Roper II 2nd 15:33			
Totals															28-52		12-23		16-19		8 23 31		17 15 84		16 14 4		0 1 4		Dead Ball Rebounds: 3, 0	

Biggest lead		GEO		NOT		Points from		GEO		NOT		Period by Period Scoring	
1 (2nd 4:24)		17 (2nd 12:59)		10 (1st 14:16)		Turnovers		19 11		Paint		32 18	
Best Scoring Run		8 (2nd 8:28)		10 (1st 14:16)		Second Chance		14 10		GEO 35 45 80		NOT 45 39 84	
Lead Changes		3		3		Fast Breaks							

2023-24 INDIVIDUAL HIGHS

Georgia Tech - Individual Game Highs

POINTS	36	Miles Kelly at Louisville (02/10/2024)
	27	Miles Kelly vs Howard (11/09/2023)
	25	Miles Kelly at Miami (FL) (02/24/2024)
	25	Miles Kelly vs Notre Dame (01/09/2024)
	25	Miles Kelly vs Ga. Southern (11/06/2023)
FIELD GOALS MADE	11	Miles Kelly at Louisville (02/10/2024)
	10	Baye Ndongo at Hawaii (12/22/2023)
FIELD GOAL ATTEMPTS	24	Miles Kelly vs Howard (11/09/2023)
	21	Miles Kelly vs Notre Dame (01/09/2024)
FIELD GOAL PERCENTAGE (min 5 made)	1.000 (6-6)	Baye Ndongo vs Massachusetts (N) (12/21/2023)
	.875 (7-8)	Baye Ndongo vs Nevada (N) (12/24/2023)
3 PT FG MADE	7	Miles Kelly at Miami (FL) (02/24/2024)
	7	Miles Kelly vs Notre Dame (01/09/2024)
3 PT FG ATTEMPTS	15	Miles Kelly vs Notre Dame (01/09/2024)
	12	Miles Kelly vs Syracuse (02/17/2024)
3 PT FG PERCENTAGE (min 2 made)	1.000 (4-4)	Kyle Sturdivant vs North Carolina (01/30/2024)
	1.000 (2-2)	Kowacie Reeves Jr. at Wake Forest (03/05/2024)
	1.000 (2-2)	Carter Murphy at Louisville (02/10/2024)
	1.000 (2-2)	Tafara Gapare at Duke (01/13/2024)
FREE THROWS MADE	8	Miles Kelly at Louisville (02/10/2024)
	8	Naithan George vs North Carolina (01/30/2024)
	8	Kyle Sturdivant vs Massachusetts (N) (12/21/2023)
	8	Miles Kelly vs Mississippi St. (11/28/2023)
	8	Miles Kelly vs Howard (11/09/2023)
FREE THROW ATTEMPTS	13	Miles Kelly vs Howard (11/09/2023)
	10	Miles Kelly at Louisville (02/10/2024)
	10	Naithan George vs North Carolina (01/30/2024)
	10	Miles Kelly vs Mississippi St. (11/28/2023)
FREE THROW PERCENTAGE (min 3 made)	1.000 (8-8)	Kyle Sturdivant vs Massachusetts (N) (12/21/2023)
	1.000 (6-6)	Naithan George vs Virginia (01/20/2024)
	1.000 (6-6)	Baye Ndongo vs Nevada (N) (12/24/2023)
	1.000 (6-6)	Kowacie Reeves Jr. vs Alabama A&M (12/09/2023)
	1.000 (5-5)	Kyle Sturdivant at Clemson (01/16/2024)
	1.000 (5-5)	Kowacie Reeves Jr. at Cincinnati (11/22/2023)
	1.000 (4-4)	Kyle Sturdivant at Miami (FL) (02/24/2024)
	1.000 (4-4)	Kyle Sturdivant vs Clemson (02/21/2024)
	1.000 (4-4)	Kowacie Reeves Jr. vs Clemson (02/21/2024)
	1.000 (4-4)	Baye Ndongo vs Clemson (02/21/2024)
	1.000 (4-4)	Tafara Gapare vs Wake Forest (02/06/2024)
	1.000 (4-4)	Tafara Gapare vs Boston College (01/06/2024)
	1.000 (4-4)	Kyle Sturdivant vs Duke (12/02/2023)
	1.000 (4-4)	Miles Kelly vs Duke (12/02/2023)
	1.000 (4-4)	Kowacie Reeves Jr. vs Ga. Southern (11/06/2023)
	1.000 (3-3)	Miles Kelly vs Notre Dame (N) (03/12/2024)
	1.000 (3-3)	Naithan George vs Notre Dame (N) (03/12/2024)
	1.000 (3-3)	Baye Ndongo vs Florida St. (03/02/2024)
	1.000 (3-3)	Miles Kelly vs Syracuse (02/17/2024)
	1.000 (3-3)	Tyshaun Claude at Louisville (02/10/2024)
REBOUNDS	19	Baye Ndongo vs Penn St. (N) (12/16/2023)
	14	Baye Ndongo vs Florida St. (03/02/2024)
ASSISTS	11	Naithan George vs Notre Dame (01/09/2024)
	9	Naithan George vs Virginia (01/20/2024)
	9	Kyle Sturdivant vs Boston College (01/06/2024)
	9	Naithan George vs Duke (12/02/2023)

STEALS	3	Miles Kelly at Miami (FL) (02/24/2024)
	3	Kyle Sturdivant vs Massachusetts (N) (12/21/2023)
	3	Baye Ndongo at Georgia (12/05/2023)
	3	Ibrahima Sacko vs UMass Lowell (11/14/2023)
	3	Kowacie Reeves Jr. vs Ga. Southern (11/06/2023)
BLOCKED SHOTS	4	Tafara Gapare at Hawaii (12/22/2023)
	4	Baye Ndongo vs Duke (12/02/2023)
TURNOVERS	7	Naithan George at Wake Forest (03/05/2024)
	7	Baye Ndongo at Cincinnati (11/22/2023)
FOULS	5	Baye Ndongo at Louisville (02/10/2024)
	5	Tyshaun Claude at Louisville (02/10/2024)
	5	Tafara Gapare at NC State (02/03/2024)
	5	Baye Ndongo at NC State (02/03/2024)
	5	Baye Ndongo at Clemson (01/16/2024)
	5	Miles Kelly at Duke (01/13/2024)
	5	Baye Ndongo vs Boston College (01/06/2024)
	5	Baye Ndongo at Hawaii (12/22/2023)
	5	Tyshaun Claude vs Howard (11/09/2023)

Opponent - Individual Game Highs

POINTS	31	PJ Hall at Clemson (01/16/2024)
	30	Kyle Filipowski at Duke (01/13/2024)
	30	Devin McGlockton vs Boston College (01/06/2024)
	30	Kenan Blackshear vs Nevada (N) (12/24/2023)
	28	RJ Davis vs North Carolina (01/30/2024)
FIELD GOALS MADE	12	Devin McGlockton vs Boston College (01/06/2024)
	11	RJ Davis vs North Carolina (01/30/2024)
	11	PJ Hall at Clemson (01/16/2024)
	11	Kenan Blackshear vs Nevada (N) (12/24/2023)
FIELD GOAL ATTEMPTS	24	RJ Davis vs North Carolina (01/30/2024)
	24	Kyle Filipowski at Duke (01/13/2024)
	24	Ayinde Hilim vs UMass Lowell (11/14/2023)
FIELD GOAL PERCENTAGE (min 5 made)	.833 (5-6)	Viktor Lakhin at Cincinnati (11/22/2023)
	.800 (12-15)	Devin McGlockton vs Boston College (01/06/2024)
	.800 (8-10)	Reece Beekman at Virginia (03/09/2024)
	.800 (8-10)	Claudell Harris Jr. vs Boston College (01/06/2024)
3 PT FG MADE	6	Isaac McKeely vs Virginia (01/20/2024)
	5	Braeden Shrewsbury vs Notre Dame (N) (03/12/2024)
	5	Braeden Shrewsbury vs Notre Dame (01/09/2024)
	5	Rahsool Diggins vs Massachusetts (N) (12/21/2023)
	5	Viktor Lakhin at Cincinnati (11/22/2023)
3 PT FG ATTEMPTS	12	Puff Johnson vs Penn St. (N) (12/16/2023)
	10	Bensley Joseph at Miami (FL) (02/24/2024)
	10	Cormac Ryan vs North Carolina (01/30/2024)
	10	Rahsool Diggins vs Massachusetts (N) (12/21/2023)
	10	Josh Hubbard vs Mississippi St. (11/28/2023)
3 PT FG PERCENTAGE (min 2 made)	1.000 (4-4)	Claudell Harris Jr. vs Boston College (01/06/2024)
	1.000 (2-2)	Paul Djobet at Miami (FL) (02/24/2024)
	1.000 (2-2)	Guillermo Diaz Graham vs Pittsburgh (01/23/2024)
	1.000 (2-2)	Carlos Curry vs Ga. Southern (11/06/2023)
FREE THROWS MADE	10	DJ Horne at NC State (02/03/2024)
	9	Kezha Njie vs Notre Dame (N) (03/12/2024)
FREE THROW ATTEMPTS	11	DJ Horne at NC State (02/03/2024)
	11	Kyle Filipowski at Duke (01/13/2024)
	11	Kenan Blackshear vs Nevada (N) (12/24/2023)
FREE THROW PERCENTAGE (min 3 made)	1.000 (8-8)	Ty-Laur Johnson at Louisville (02/10/2024)
	1.000 (7-7)	Cameron Hildreth vs Wake Forest (02/06/2024)
	1.000 (6-6)	Mike James at Louisville (02/10/2024)
	1.000 (6-6)	Skay Clark at Louisville (02/10/2024)
	1.000 (6-6)	Mylyjjael Poteat at Virginia Tech (01/27/2024)
	1.000 (6-6)	Braeden Shrewsbury vs Notre Dame (01/09/2024)
	1.000 (5-5)	Joseph Girard III at Clemson (01/16/2024)
	1.000 (5-5)	Ayinde Hilim vs UMass Lowell (11/14/2023)
	1.000 (4-4)	Cameron Hildreth at Wake Forest (03/05/2024)
	1.000 (4-4)	Tae Davis at Notre Dame (02/14/2024)
	1.000 (4-4)	Tre White at Louisville (02/10/2024)
	1.000 (4-4)	Andrew Carr at Wake Forest (02/06/2024)
	1.000 (4-4)	Kevin Miller vs Wake Forest (02/06/2024)
	1.000 (4-4)	Lynn Kidd at Virginia Tech (01/27/2024)
	1.000 (4-4)	Tyrese Proctor at Duke (01/13/2024)
	1.000 (4-4)	Kezha Njie vs Notre Dame (01/09/2024)
	1.000 (4-4)	Juan Munoz at Hawaii (12/22/2023)
	1.000 (4-4)	Jamar Franklin vs Ga. Southern (11/06/2023)
	1.000 (3-3)	Reece Beekman at Virginia (01/20/2024)
	1.000 (3-3)	Julian Roper II vs Notre Dame (01/09/2024)

REBOUNDS	17	PJ Hall at Clemson (01/16/2024)
	15	Ian Schieffelin at Clemson (01/16/2024)
ASSISTS	11	Reece Beekman at Virginia (01/20/2024)
	9	Reece Beekman at Virginia (03/09/2024)
STEALS	5	Maliq Brown vs Syracuse (02/17/2024)
	5	Markus Burton at Notre Dame (02/14/2024)
	5	Jayden Ndjigue vs Massachusetts (N) (12/21/2023)
BLOCKED SHOTS	4	Kyle Filipowski vs Duke (12/02/2023)
	4	Max Brooks vs UMass Lowell (11/14/2023)
TURNOVERS	5	Ty-Laur Johnson at Louisville (02/10/2024)
	5	Kenan Blackshear vs Nevada (N) (12/24/2023)
	5	Cam Bryant vs Ga. Southern (11/06/2023)
FOULS	5	Maliq Brown vs Syracuse (02/17/2024)
	5	Quadir Copeland vs Syracuse (02/17/2024)
	5	Ben Middlebrooks at NC State (02/03/2024)
	5	Elliot Cadeau vs North Carolina (01/30/2024)
	5	Guillermo Diaz Graham vs Pittsburgh (01/23/2024)
	5	Dillon Hunter at Clemson (01/16/2024)
	5	Cameron Matthews vs Mississippi St. (11/28/2023)
	5	Bryce Harris vs Howard (11/09/2023)
	5	Dom Campbell vs Howard (11/09/2023)

2023-24 REVIEW

2023-24 TEAM HIGHS AND LOWS

Georgia Tech - Game Highs		
POINTS	93	at Clemson (01/16/2024)
	88	Howard (11/09/2023)
	87	Boston College (01/06/2024)
	85	Florida St. (03/02/2024)
	84	Ga. Southern (11/06/2023)
FIELD GOALS MADE	34	Howard (11/09/2023)
	32	Boston College (01/06/2024)
	32	vs Penn St. (N) (12/16/2023)
FIELD GOAL ATTEMPTS	77	Howard (11/09/2023)
	75	at Georgia (12/05/2023)
FIELD GOAL PERCENTAGE	.545 (30-55)	at Duke (01/13/2024)
	.542 (32-59)	Boston College (01/06/2024)
3 PT FG MADE	15	at Miami (FL) (02/24/2024)
	15	at Clemson (01/16/2024)
3 PT FG ATTEMPTS	35	at Clemson (01/16/2024)
	35	Notre Dame (01/09/2024)
3 PT FG PERCENTAGE	.550 (11-20)	at Duke (01/13/2024)
	.476 (10-21)	at Wake Forest (03/05/2024)
FREE THROWS MADE	19	Clemson (02/21/2024)
	18	vs Notre Dame (N) (03/12/2024)
	18	vs Massachusetts (N) (12/21/2023)
FREE THROW ATTEMPTS	27	Howard (11/09/2023)
	27	Ga. Southern (11/06/2023)
FREE THROW PERCENTAGE	1.000 (5-5)	at Miami (FL) (02/24/2024)
	1.000 (2-2)	at Wake Forest (03/05/2024)
REBOUNDS	55	Florida St. (03/02/2024)
	55	Alabama A&M (12/09/2023)
ASSISTS	25	vs Penn St. (N) (12/16/2023)
	22	at Miami (FL) (02/24/2024)
STEALS	10	Notre Dame (01/09/2024)
	10	Ga. Southern (11/06/2023)
BLOCKED SHOTS	10	at Cincinnati (11/22/2023)
	8	North Carolina (01/30/2024)
	8	at Duke (01/13/2024)
	8	Duke (12/02/2023)
TURNOVERS	21	vs Massachusetts (N) (12/21/2023)
	20	Alabama A&M (12/09/2023)
FOULS	28	at Louisville (02/10/2024)
	23	at NC State (02/03/2024)

Opponent - Game Highs		
POINTS	95	Boston College (01/06/2024)
	91	at Virginia Tech (01/27/2024)
	90	at Clemson (01/16/2024)
	89	at Cincinnati (11/22/2023)
	85	Howard (11/09/2023)
FIELD GOALS MADE	35	Boston College (01/06/2024)
	32	at Virginia Tech (01/27/2024)
FIELD GOAL ATTEMPTS	77	North Carolina (01/30/2024)
	74	vs Penn St. (N) (12/16/2023)
FIELD GOAL PERCENTAGE	.556 (35-63)	Boston College (01/06/2024)
	.552 (32-58)	at Virginia Tech (01/27/2024)
3 PT FG MADE	14	Clemson (02/21/2024)
	14	at Cincinnati (11/22/2023)
3 PT FG ATTEMPTS	36	at Miami (FL) (02/24/2024)
	35	at Cincinnati (11/22/2023)
3 PT FG PERCENTAGE	.522 (12-23)	vs Notre Dame (N) (03/12/2024)
	.522 (12-23)	Boston College (01/06/2024)
FREE THROWS MADE	31	at Louisville (02/10/2024)
	29	at Clemson (01/16/2024)
FREE THROW ATTEMPTS	38	at Clemson (01/16/2024)
	34	at Louisville (02/10/2024)
FREE THROW PERCENTAGE	1.000 (17-17)	Wake Forest (02/06/2024)
	.912 (31-34)	at Louisville (02/10/2024)
REBOUNDS	50	at Georgia (12/05/2023)
	48	North Carolina (01/30/2024)
	48	Notre Dame (01/09/2024)
ASSISTS	23	at Virginia Tech (01/27/2024)
	21	Clemson (02/21/2024)
	21	Boston College (01/06/2024)
STEALS	16	vs Massachusetts (N) (12/21/2023)
	13	vs Penn St. (N) (12/16/2023)
BLOCKED SHOTS	6	Duke (12/02/2023)
	6	UMass Lowell (11/14/2023)
	6	Howard (11/09/2023)
TURNOVERS	18	Ga. Southern (11/06/2023)
	16	Notre Dame (01/09/2024)
FOULS	23	Ga. Southern (11/06/2023)
	21	Florida St. (03/02/2024)
	21	at Florida St. (01/03/2024)

Georgia Tech - Game Lows		
POINTS	51	Wake Forest (02/06/2024)
	54	at Cincinnati (11/22/2023)
	55	at Notre Dame (02/14/2024)
	57	at Virginia (03/09/2024)
	57	Clemson (02/21/2024)
FIELD GOALS MADE	17	Wake Forest (02/06/2024)
	17	at Cincinnati (11/22/2023)
FIELD GOAL ATTEMPTS	48	at Notre Dame (02/14/2024)
	49	at Cincinnati (11/22/2023)
FIELD GOAL PERCENTAGE	.283 (17-60)	Wake Forest (02/06/2024)
	.302 (16-53)	Clemson (02/21/2024)
3 PT FG MADE	3	Wake Forest (02/06/2024)
	4	at Virginia (03/09/2024)
	4	Howard (11/09/2023)
3 PT FG ATTEMPTS	15	at Notre Dame (02/14/2024)
	17	at Hawaii (12/22/2023)
	17	vs Massachusetts (N) (12/21/2023)
	17	at Cincinnati (11/22/2023)
3 PT FG PERCENTAGE	.125 (3-24)	Wake Forest (02/06/2024)
	.190 (4-21)	at Virginia (03/09/2024)
FREE THROWS MADE	2	at Wake Forest (03/05/2024)
	3	Notre Dame (01/09/2024)
FREE THROW ATTEMPTS	2	at Wake Forest (03/05/2024)
	5	at Miami (FL) (02/24/2024)
FREE THROW PERCENTAGE	.429 (3-7)	Notre Dame (01/09/2024)
	.462 (6-13)	at Georgia (12/05/2023)
REBOUNDS	23	vs Notre Dame (N) (03/12/2024)
	29	Virginia (01/20/2024)
ASSISTS	6	Clemson (02/21/2024)
	7	vs Massachusetts (N) (12/21/2023)
STEALS	0	Clemson (02/21/2024)
	1	Duke (12/02/2023)
BLOCKED SHOTS	1	vs Notre Dame (N) (03/12/2024)
	1	at Louisville (02/10/2024)
	1	vs Nevada (N) (12/24/2023)
TURNOVERS	5	at Virginia Tech (01/27/2024)
	7	vs Notre Dame (N) (03/12/2024)
	7	Howard (11/09/2023)
FOULS	4	at Virginia (03/09/2024)
	8	Clemson (02/21/2024)

Opponent - Game Lows		
POINTS	49	Alabama A&M (12/09/2023)
	58	at Notre Dame (02/14/2024)
	59	Mississippi St. (11/28/2023)
	60	Syracuse (02/17/2024)
	62	Ga. Southern (11/06/2023)
FIELD GOALS MADE	18	Alabama A&M (12/09/2023)
	18	at Notre Dame (02/14/2024)
FIELD GOAL ATTEMPTS	50	Pittsburgh (01/23/2024)
	52	vs Notre Dame (N) (03/12/2024)
FIELD GOAL PERCENTAGE	.276 (16-58)	Alabama A&M (12/09/2023)
	.308 (20-65)	Mississippi St. (11/28/2023)
3 PT FG MADE	2	Alabama A&M (12/09/2023)
	2	UMass Lowell (11/14/2023)
3 PT FG ATTEMPTS	15	UMass Lowell (11/14/2023)
	16	at Wake Forest (03/05/2024)
	16	Duke (12/02/2023)
3 PT FG PERCENTAGE	.100 (2-20)	Alabama A&M (12/09/2023)
	.133 (2-15)	UMass Lowell (11/14/2023)
FREE THROWS MADE	2	at Virginia (03/09/2024)
	5	at Miami (FL) (02/24/2024)
	5	Clemson (02/21/2024)
FREE THROW ATTEMPTS	4	at Virginia (03/09/2024)
	7	Clemson (02/21/2024)
FREE THROW PERCENTAGE	.421 (8-19)	vs Massachusetts (N) (12/21/2023)
	.500 (5-10)	at Miami (FL) (02/24/2024)
	.500 (2-4)	at Virginia (03/09/2024)
REBOUNDS	24	Boston College (01/06/2024)
	25	at Virginia (03/09/2024)
	25	at Wake Forest (03/05/2024)
ASSISTS	4	Alabama A&M (12/09/2023)
	5	Mississippi St. (11/28/2023)
STEALS	2	at Virginia Tech (01/27/2024)
	4	vs Notre Dame (N) (03/12/2024)
	4	Clemson (02/21/2024)
	4	Virginia (01/20/2024)
	4	Boston College (01/06/2024)
	4	vs Nevada (N) (12/24/2023)
	4	at Hawaii (12/22/2023)
	4	at Georgia (12/05/2023)
BLOCKED SHOTS	0	vs Notre Dame (N) (03/12/2024)
	0	North Carolina (01/30/2024)
TURNOVERS	4	at NC State (02/03/2024)
	4	at Duke (01/13/2024)
	4	at Hawaii (12/22/2023)
FOULS	9	at Virginia (03/09/2024)
	9	at Miami (FL) (02/24/2024)

2023-24 REVIEW



MCCAMISH PAVILION

MCCAMISH PAVILION

680THEFAN.COM 680THEFAN 93.7 FM 680THEFAN.COM 680THE

680 THE FAN

Best Coke. Ever?

#takeataste

Q1	10:00	10:00
Q2	10:00	10:00
Q3	10:00	10:00
Q4	10:00	10:00
OT	10:00	10:00
PTS	76	72
REB	28	22
AST	15	12
STL	8	6
BLK	4	3
FT	12/15	10/12
3PT	10/20	8/18

#takeataste

#takeataste

#takeataste

STATE CHAMPIONS

Bobby Knight

4:31

76

72


RECORD BOOK

Career Records/Leaders	56-57
Season Records/Leaders	58-67
Single-Game Records/Highs	68-73
McCamish Pavilion Records	73
Career Summaries of Notable Players	75-79
Career Statistics of All Players (ACC era)	80-82
NCAA Statistical Rankings (since 2001-02)	82

CAREER RECORDS

CAREER RECORDS

- Most points:** 2,232, Rich Yunkus, 1969-71
- Most points per game:** 26.6, Rich Yunkus, 1969-71
- Most field goals:** 874, Rich Yunkus, 1969-71
- Most field goals attempted:** 1,740, Mark Price, 1983-86
- Highest field goal percentage:** .620, Lee Goza, 1981-82
- Most 3-point field goals:** 351, Dennis Scott, 1988-90
- Most 3-point field goals attempted:** 831, Dennis Scott, 1988-90
- Highest 3-point field goal percentage:** .440 (73-166), Mark Price, 1983-86 (all in 1982-83, at distance of 17-9)
- Highest 3-point field goal percentage:** .422 (351-831), Dennis Scott, 1988-90
- Most free throws:** 508, Matt Harpring, 1995-98
- Most free throws attempted:** 718, Alvin Jones, 1998-01
- Highest free throw percentage:** .867, Anthony Morrow, 2005-08
- Most rebounds:** 1,205, Malcolm Mackey, 1990-93
- Most rebounds per game:** 12.9, Jim Caldwell, 1963-65
- Most assists:** 724, Drew Barry, 1993-96
- Most assists per game:** 7.0, Kenny Anderson, 1989-91
- Most steals:** 240, Mark Price, 1983-86
- Most blocked shots:** 425, Alvin Jones, 1998-01
- Most games played:** 135, Quinton Stephens, 2013-17
- Most games started:** 129, Marcus Georges-Hunt, 2013-16
- Most consecutive games started:** 126, Mark Price, 1983-86
- Most minutes played:** 4,604, Mark Price, 1983-86
- Most personal fouls:** 398, John Salley, 1983-86
- Most times fouled out:** 24, John Salley, 1983-86



RICH YUNKUS

1,000-POINT SCORERS

Pl.	Player	G	FG	3FG	FT	Points	Avg.
1.	Rich Yunkus (1969-71)	84	874	0	484	2,232	26.6
2.	Matt Harpring (1995-98)	124	753	211	508	2,225	17.9
3.	Mark Price (1983-86)	126	848	73	424	2,193	17.4
4.	Dennis Scott (1988-90)	99	744	351	276	2,115	21.4
5.	Tom Hammonds (1986-89)	123	853	1	374	2,081	16.9
6.	Travis Best (1992-95)	124	703	258	393	2,057	16.6
7.	James Forrest (1992-95)	114	812	3	351	1,978	17.4
8.	Brian Oliver (1987-90)	127	680	105	383	1,848	14.6
9.	Duane Ferrell (1985-88)	127	720	10	368	1,818	14.3
10.	Malcolm Mackey (1990-93)	130	709	0	318	1,736	13.4
11.	Marcus Georges-Hunt (2013-16)	130	569	122	468	1,728	13.3
12.	Michael Devoe (2018-22)	117	594	223	293	1,704	14.6
13.	Tony Akins (1999-02)	122	529	301	299	1,658	13.6
14.	Roger Kaiser (1959-61)	80	591	0	446	1,628	20.4
15.	B.J. Elder (2002-05)	122	587	222	220	1,616	13.2
16.	Bruce Dalrymple (1984-87)	126	614	12	348	1,588	12.6
17.	John Salley (1983-86)	125	595	0	397	1,587	12.7
18.	Kenny Anderson (1990-91)	65	561	113	262	1,497	23.0
19.	Jim Wood (1974-77)	106	602	0	255	1,459	13.8
20.	Jose Alvarado (2018-21)	106	491	172	275	1,429	13.5
21.	Lenny Horton (1977-80)	107	514	0	338	1,411	13.2
22.	Anthony Morrow (2005-08)	123	473	258	196	1,400	11.4
23.	Marvin Lewis (2001-04)	130	468	239	221	1,396	10.7
24.	Bobby Kimmel (1954-57)	98	436	0	491	1,363	13.9
25.	Alvin Jones (1998-01)	124	450	0	412	1,312	10.6
26.	Tico Brown (1977-79)	81	544	0	220	1,308	16.1
27.	Michael Maddox (1995-98)	126	496	133	178	1,303	10.3
28.	Bud Blemker (1957-59)	78	501	0	264	1,266	16.2
29.	Jarrett Jack (2003-05)	101	406	93	360	1,265	12.5
30.	Drew Barry (1993-96)	117	409	179	256	1,253	10.7
31.	Phil Wagner (1966-68)	67	449	0	291	1,189	17.7
	Terry Randall (1957-59)	77	448	0	293	1,189	15.4
33.	Sammy Drummer (1978-79)	53	489	0	206	1,184	22.3
34.	Gani Lawal (2008-10)	99	446	0	275	1,167	11.8
35.	Iman Shumpert (2009-11)	92	387	111	281	1,166	12.7
36.	Jim Caldwell (1963-65)	77	461	0	232	1,154	15.0
37.	Jim Nolan (1946-49)	86	420	0	296	1,136	13.2
38.	Moses Wright (2017-21)	111	466	26	172	1,130	10.2
39.	Brook Steppe (1979-80, 82)	77	410	0	285	1,105	14.4
40.	Pete Silas (1951-53)	72	421	0	242	1,084	15.1
41.	Melvin Dold (1948-51)	100	442	0	196	1,080	10.8
	Jon Barry (1991-92)	65	381	176	142	1,080	16.6
43.	Miles Kelly (2021-24)	95	365	184	143	1,057	11.1
44.	Ben Lammers (2014-18)	124	431	3	190	1,055	8.5
45.	Lewis Clinch (2006-09)	105	377	176	118	1,048	11.3
46.	Jason Floyd (1997-00)	121	363	169	120	1,015	8.4
47.	Zachery Peacock (2007-10)	122	384	48	193	1,009	8.3
48.	Daniel Miller (2011-14)	126	423	0	161	1,007	8.0

1,000 Points & 500 Rebounds

Player (Years)	Pts	Reb
Rich Yunkus (1969-71)	2,232	955
Matt Harpring (1995-98)	2,225	997
Dennis Scott (1988-90)	2,115	523
Tom Hammonds (1986-89)	2,081	885
James Forrest (1992-95)	1,978	846
Brian Oliver (1987-90)*	1,848	613
Duane Ferrell (1985-88)	1,818	680
Malcolm Mackey (1990-93)	1,734	1,205
Marcus Georges-Hunt (2013-16)	1,728	580
Bruce Dalrymple (1984-87)*	1,588	744
John Salley (1983-86)	1,587	798
Jim Wood (1974-77)	1,459	740
Lenny Horton (1977-80)	1,411	704
Bobby Kimmel (1954-57)	1,363	605
Alvin Jones (1998-01)	1,312	1,075
Michael Maddox (1995-98)	1,303	687
Gani Lawal (2008-10)	1,167	712
Jim Caldwell (1963-65)	1,154	993
Moses Wright (2017-21)	1,130	614
Ben Lammers (2015-18)	1,055	774
Daniel Miller (2011-14)	1,007	821

1,000 Points & 400 Assists

Player (Years)	Pts	As
Mark Price (1983-86)	2,193	510
Travis Best (1992-95)	2,057	692
Brian Oliver (1987-90)*	1,848	538
Tony Akins (1999-02)	1,658	560
Bruce Dalrymple (1984-87)*	1,588	446
Kenny Anderson (1990-91)	1,497	454
Jarrett Jack (2003-05)	1,265	543
Drew Barry (1993-96)	1,253	724

*Only Tech players to have 1,000 points, 500 rebounds and 400 assists



MALCOLM MACKEY

CAREER LEADERS

Scoring Average

1. Rich Yunkus (1969-71)	26.6
2. Kenny Anderson (1990-91)	23.0
3. Sammy Drummer (1978-79)	22.3
4. Dennis Scott (1988-90)	21.4
5. Roger Kaiser (1959-61)	20.4
6. Matt Harpring (1995-98)	17.9
7. Phil Wagner (1966-68)	17.7
8. Mark Price (1983-86)	17.4
James Forrest (1992-95)	17.4
10. Jason Collier (1999-00)	17.1
11. Tom Hammonds (1986-89)	16.9
12. Travis Best (1992-95)	16.6
13. Jon Barry (1991-92)	16.6
14. Bud Blemker (1957-59)	16.2
15. Tico Brown (1977-79)	16.1
16. Terry Randall (1957-59)	15.4
17. Jim Caldwell (1963-65)	15.0
18. Brian Oliver (1987-90)	14.6
19. Michael Devoe (2018-22)	14.6
20. Brook Stepp (1979-80,82)	14.4

Rebounds

1. Malcolm Mackey (1990-93)	1205
2. Alvin Jones (1998-01)	1075
3. Matt Harpring (1995-98)	997
4. Jim Caldwell (1963-65)	993
5. Rich Yunkus (1969-71)	955
6. Tom Hammonds (1986-89)	885
7. James Forrest (1992-95)	846
8. Daniel Miller (2011-14)	821
9. John Salley (1983-86)	798
10. Ben Lammers (2014-18)	774
11. Eddie Elisma (1994-97)	762
12. Bruce Dalrymple (1984-87)	744
13. Jim Wood (1974-77)	740
14. Gani Lawal (2008-10)	712
15. Jeremis Smith (2005-08)	708
16. Lenny Horton (1977-80)	704
17. Michael Maddox (1995-98)	687
18. Duane Ferrell (1985-88)	680
19. Ivano Newbill (1991-94)	654
20. Luke Schenschler (2002-05)	640

Rebound Average

1. Jim Caldwell (1963-65)	12.9
2. Rich Yunkus (1969-71)	11.4
3. Lenny Cohen (1955-57)	10.3
4. Malcolm Mackey (1990-93)	9.3
5. Dave Denton (1958-60)	8.9
6. Bobby Kimmel (1954-57)	8.7
Alvin Jones (1998-01)	8.7
8. Charles Mitchell (2014-16)	8.5
9. Jason Collier (1999-00)	8.3
10. Matt Harpring (1995-98)	8.0
11. Alan Nass (1961-63)	7.9
12. Mike Green (1975-76)	7.8
13. James Banks III (2019-20)	7.7
14. Frank Inman (1957-58)	7.5
15. James Forrest (1992-95)	7.4
16. Tom Hammonds (1986-89)	7.2
Gani Lawal (2008-10)	7.2
18. Jim Wood (1974-77)	7.0
19. Yvon Joseph (1983-85)	6.9
Matt Geiger (1991-92)	6.9

Field Goals

1. Rich Yunkus (1969-71)	874
2. Tom Hammonds (1986-89)	853
3. Mark Price (1983-86)	848
4. James Forrest (1992-95)	812
5. Matt Harpring (1995-98)	753
6. Dennis Scott (1988-90)	744
7. Duane Ferrell (1985-88)	720
8. Malcolm Mackey (1990-93)	709
9. Travis Best (1992-95)	703
10. Brian Oliver (1987-90)	680
11. Bruce Dalrymple (1984-87)	614
12. John Salley (1983-86)	595
13. Michael Devoe (2018-22)	594
14. Roger Kaiser (1959-61)	591
15. B.J. Elder (2002-05)	587
16. Marcus Georges-Hunt (2013-16)	569
17. Kenny Anderson (1990-91)	561
18. Tico Brown (1977-79)	544
19. Tony Akins (1999-02)	529
20. Lenny Horton (1977-80)	514
21. Bud Blemker (1957-59)	501

Field Goal Attempts

1. Mark Price (1983-86)	1740
2. Rich Yunkus (1969-71)	1724
3. Dennis Scott (1988-90)	1645
4. Matt Harpring (1995-98)	1621
5. James Forrest (1992-95)	1614
6. Travis Best (1992-95)	1540
7. Tom Hammonds (1986-89)	1506
8. B.J. Elder (2002-05)	1376
9. Tony Akins (1999-02)	1369
10. Roger Kaiser (1959-61)	1362
11. Duane Ferrell (1985-88)	1340
12. Brian Oliver (1987-90)	1317
13. Marcus Georges-Hunt (2013-16)	1314
14. Michael Devoe (2018-22)	1312
15. Malcolm Mackey (1990-93)	1300
16. Bud Blemker (1957-59)	1298
17. Bruce Dalrymple (1984-87)	1269
18. Bobby Kimmel (1954-57)	1262
19. Jim Wood (1974-77)	1231
20. Kenny Anderson (1990-91)	1185

Field Goal Percentage

1. Lee Goza (1981-82)	620
2. Bill Mayer (1958-60)	612
3. John Salley (1983-86)	587
4. Matt Geiger (1991-92)	582
5. Lenny Horton (1977-80)	569
6. Tom Hammonds (1986-89)	566
7. Eddie Elisma (1994-97)	551
8. Kammeon Holsley (2011-14)	551
9. Yvon Joseph (1984-85)	549
10. Gani Lawal (2008-10)	548
11. Malcolm Mackey (1990-93)	545
James Banks III (2019-20)	545
13. Luke Schenschler (2002-05)	542
14. Bill Aigood (1977-78)	540
15. Duane Ferrell (1985-88)	537
16. Akade Aminu (2006-09)	533
17. Jeremis Smith (2005-08)	532
18. Daniel Miller (2011-14)	527
19. Stan Guth (1965-67)	521
20. Charles Mitchell (2014-16)	520

3-Point Field Goals

1. Dennis Scott (1988-90)	351
2. Tony Akins (1999-02)	301
3. Travis Best (1992-95)	258
Anthony Morrow (2005-08)	258
5. Marvin Lewis (2001-04)	239
6. Michael Devoe (2018-22)	223
7. B.J. Elder (2002-05)	222
8. Matt Harpring (1995-98)	211
9. Miles Kelly (2021-24)	184
10. Drew Barry (1993-96)	179
11. Jon Barry (1991-92)	176
Lewis Clinch (2006-09)	176
13. Jose Alvarado (2017-21)	172
14. Jason Floyd (1997-00)	169
15. Shaun Fein (2000-01)	140
16. Quinton Stephens (2013-17)	138
17. Michael Maddox (1995-98)	133
18. Dallan "Deebo" Coleman (2021-24)	132
19. Marcus Georges-Hunt (2013-16)	122
20. Mfon Udofia (2010-13)	117

3-Point Field Goal Att.

1. Dennis Scott (1988-90)	831
2. Tony Akins (1999-02)	812
3. Travis Best (1992-95)	656
4. Marvin Lewis (2001-04)	623
5. Anthony Morrow (2005-08)	613
6. B.J. Elder (2002-05)	600
7. Matt Harpring (1995-98)	585
8. Michael Devoe (2018-22)	568
9. Miles Kelly (2021-24)	525
10. Jason Floyd (1997-00)	522
11. Jose Alvarado (2017-21)	505
12. Drew Barry (1993-96)	485
13. Lewis Clinch (2006-09)	481
14. Jon Barry (1991-92)	474
15. Quinton Stephens (2013-17)	442
16. Tadic Jackson (2015-18)	376
17. Dallan "Deebo" Coleman (2021-24)	373
18. Marcus Georges-Hunt (2013-16)	371
19. Shaun Fein (2000-01)	368
20. Mfon Udofia (2010-13)	367

3-Point Field Goal Pct.

1. Mark Price (1983-86)	440
2. Dennis Scott (1988-90)	422
3. Anthony Morrow (2005-08)	421
4. Anthony Byrd (1982-84)	404
5. Bryan Hill (1991-93)	398
6. Travis Best (1992-95)	393
Michael Devoe (2018-22)	393
8. Craig Neal (1984-88)	388
9. Brian Oliver (1987-90)	385
10. Marvin Lewis (2001-04)	384
11. Fred Vinson (1992, 94)	383
12. Shaun Fein (2000-01)	380
13. Michael Maddox (1995-98)	377
14. Kenny Anderson (1990-91)	374
15. Jon Barry (1991-92)	371
Tony Akins (1999-02)	371
17. Stephon Marbury (1996)	370
B.J. Elder (2002-05)	370
19. Drew Barry (1993-96)	369
20. Lewis Clinch (2006-09)	366

*3-pt line of 17ft-9in for 1982-83 season; no 3-pt shot from 1983-86; 19ft-9in from 1986-87 through 2007-08, 20ft-9in since then.

Free Throws

1. Matt Harpring (1995-98)	508
2. Rich Yunkus (1969-71)	484
3. Marcus Georges-Hunt (2013-16)	468
4. Roger Kaiser (1959-61)	446
5. Bobby Kimmel (1954-57)	424
Mark Price (1983-86)	424
7. Alvin Jones (1998-01)	412
8. John Salley (1983-86)	397
9. Travis Best (1992-95)	393
10. Brian Oliver (1987-90)	383
11. Tom Hammonds (1986-89)	374
12. Duane Ferrell (1985-88)	368
13. Jarrett Jack (2003-05)	360
14. James Forrest (1992-95)	351
15. Bruce Dalrymple (1984-87)	348
16. Lenny Horton (1977-80)	338
17. Malcolm Mackey (1990-93)	318
18. Gary Phillips (1953-57)	305
19. Tony Akins (1999-02)	299
20. Michael Devoe (2018-22)	293

Free Throw Attempts

1. Alvin Jones (1998-01)	718
2. Matt Harpring (1995-98)	675
3. John Salley (1983-86)	627
4. Marcus Georges-Hunt (2013-16)	625
5. Rich Yunkus (1969-71)	614
6. Bobby Kimmel (1954-57)	593
7. Roger Kaiser (1959-61)	520
8. Brian Oliver (1987-90)	516
9. Malcolm Mackey (1990-93)	512
10. Gary Phillips (1953-57)	509
11. James Forrest (1992-95)	506
12. Duane Ferrell (1985-88)	502
13. Mark Price (1983-86)	499
14. Gani Lawal (2008-10)	498
15. Bruce Dalrymple (1984-87)	488
16. Travis Best (1992-95)	486
17. Tom Hammonds (1986-89)	462
18. Jarrett Jack (2003-05)	452
Jeremis Smith (2005-08)	452
20. Lenny Horton (1977-80)	427

Free Throw Percentage

1. Anthony Morrow (2005-08)	867
2. Roger Kaiser (1959-61)	858
3. R.D. Craddock (1963-65)	851
4. Mark Price (1983-86)	850
5. Marvin Lewis (2001-04)	840
6. Steve Sherbak (1973-74)	837
7. Tom Hammonds (1986-89)	810
8. Travis Best (1992-95)	809
9. Ray Schnitzer (1974-77)	807
10. Bud Blemker (1957-59)	807
11. Bob Seemer (1968-70)	806
12. Phil Wagner (1966-68)	806
Dave Clark (1966-68)	800
Keith Weekly (1961)	800
15. Terry Randall (1957-59)	796
Jarrett Jack (2003-05)	796
17. Lenny Horton (1977-80)	792
18. Jose Alvarado (2017-21)	790
19. Rich Yunkus (1969-71)	788
20. Kenny Anderson (1990-91)	787
Maurice Miller (2008-11)	787

Assists

1. Drew Barry (1993-96)	724
2. Travis Best (1992-95)	692
3. Craig Neal (1984-88)	659
4. Tony Akins (1999-02)	560
5. Jarrett Jack (2003-05)	543
6. Brian Oliver (1987-90)	538
7. Mark Price (1983-86)	510
8. Kenny Anderson (1990-91)	454
9. Bruce Dalrymple (1984-87)	446
10. Jim Thorne (1969-71)	410
11. Jose Alvarado (2017-21)	384
12. Iman Shumpert (2009-11)	382
13. Michael Devoe (2018-22)	361
14. Maurice Miller (2008-11)	342
15. Josh Heath (2014-17)	322
16. John Salley (1983-86)	319
17. Jon Barry (1991-92)	317
18. Kyle Sturdivant (2020-24)	301
19. Duane Ferrell (1985-88)	289
Matt Harpring (1995-98)	289

Assist Average

1. Kenny Anderson (1990-91)	7.0
2. Drew Barry (1993-96)	6.2
3. Travis Best (1992-95)	5.6
4. Jarrett Jack (2003-05)	5.4
5. Craig Neal (1984-88)	5.2
6. Jim Thorne (1969-71)	4.9
7. Jon Barry (1991-92)	4.9
8. Tony Akins (1999-02)	4.6
9. Brian Oliver (1987-90)	4.2
10. Iman Shumpert (2009-11)	4.1
11. Mark Price (1983-86)	4.0
Phil Wagner (1966-68)	4.0

Steals

1. Mark Price (1983-86)	240
2. Bruce Dalrymple (1984-87)	227
3. Jose Alvarado (2017-21)	226
4. Travis Best (1992-95)	217
5. Iman Shumpert (2009-11)	207
6. Drew Barry (1993-96)	193
7. Jarrett Jack (2003-05)	183
8. Matt Harpring (1995-98)	176
9. Tony Akins (1999-02)	173
10. Kenny Anderson (1990-91)	168
11. Michael Devoe (2018-22)	153
12. Dennis Scott (1988-90)	150
13. Brian Oliver (1987-90)	140
14. Jeremis Smith (2005-08)	135
15. Maurice Miller (2008-11)	130
16. Isma'il Muhammad (2002-05)	129
17. George Thomas (1980-83)	127
Craig Neal (1984-88)	127
19. Marvin Lewis (2001-04)	125
Daniel Miller (2011-14)	125

Blocked Shots

1. Alvin Jones (1998-01)	425
2. Daniel Miller (2011-14)	286
3. Ben Lammers (2014-18)	254
4. John Salley (1983-86)	243
5. Malcolm Mackey (1990-93)	199
6. Eddie Elisma (1994-97)	174
7. Luke Schenschler (2002-05)	157
8. James Banks III (2019-20)	154
9. Gani Lawal (2008-10)	127
10. Moses Wright (2017-21)	108
11. Alade Aminu (2006-09)	105
12. Ra'Sean Dickey (2005-07)	96
13. Anthony McHenry (2002-05)	95
14. Matt Geiger (1991-92)	94
15. Michael Maddox (1995-98)	93
16. James Forrest (1992-95)	88
17. Antoine Ford (1985-87)	87
18. Ivano Newbill (1991-94)	82
Theodis Tarver (2003-06)	82
20. Derrick Favors (2010)	74

Games Played

1. Quinton Stephens (2013-17)	135
2. Malcolm Mackey (1990-93)	130
Marvin Lewis (2001-04)	130
Anthony McHenry (2002-05)	130
Marcus Georges-Hunt (2013-16)	130
6. Mfon Udofia (2010-13)	128
7. Craig Neal (1984-88)	127

SEASON RECORDS

Tech • Team

Most games played: 38 in 2003-04
 Most victories: 28 in 2003-04, 1989-90
 Most ACC victories: 13 in 1995-96
 Most home victories: 17 in 2006-07, 2016-17
 Most losses: 23 in 1980-81
 Most ACC losses: 15 in 2014-15, 2021-22
 Longest winning streak: 15 games in 1985-86
 Most points: 3,096 in 1989-90
 Highest scoring average: 88.5 in 1989-90 (3,096 in 35 games)
 Lowest scoring average: 55.7 in 1980-81 (1,503 in 27 games)
 Largest scoring margin: +12.2 in 1978-79
 Most field goals: 1,141 in 1989-90
 Most field goals attempted: 2,302 in 1989-90
 Highest field goal percentage: .546 in 1985-86
 Lowest field goal percentage: .348 in 1955-56
 Most 3-point field goals: 296 in 1995-96
 Most 3-point field goals attempted: 780 in 2023-24
 Highest 3-point field goal percentage: .423 in 1987-88
 Lowest 3-point field goal percentage: .267 in 2014-15
 Most free throws: 656 in 1956-57
 Fewest free throws: 287 in 1980-81
 Most free throws attempted: 943 in 1956-57
 Fewest free throws attempted: 459 in 1981-82
 Best free throw percentage: .768 in 1976-77
 Lowest free throw percentage: .611 in 1980-81
 Most rebounds: 1,432 in 1991-92
 Highest rebound average: 50.0 in 1958-59 (1,299 in 26 games)
 Largest rebound margin: +7.4 in 2015-16
 Most personal fouls: 795 in 2003-04
 Fewest personal fouls: 410 in 2020-21
 Most players fouled out: 29 in 1961-62
 Fewest players fouled out: 4 in 2022-23
 Most assists: 680 in 1987-88
 Highest turnover margin: +4.58 in 2020-21
 Most blocked shots: 221 in 2016-17
 Most steals: 338 in 2003-04

Tech • Individual

Most points: 970, Dennis Scott, 1989-90
 Highest scoring average: 30.1, Rich Yunkus, 1970-71
 Most field goals: 336, Dennis Scott, 1989-90
 Most field goals attempted: 722, Dennis Scott, 1989-90
 Highest field goal percentage: .639 (129-202), Eddie Elisma, 1995-96
 Most 3-point field goals: 137, Dennis Scott, 1989-90
 Most 3-point field goals attempted: 331, Dennis Scott, 1989-90
 Highest 3-point field goal percentage: .480 (24-50), Bryan Hill, 1990-91
 Most free throws: 205, Marcus Georges-Hunt, 2015-16
 Most free throws attempted: 249, Marcus Georges-Hunt, 2015-16
 Highest free throw percentage: .898 (53-59), Miles Kelly, 2022-23
 Most rebounds: 364, Jim Caldwell, 1963-64
 Highest rebound average: 14.0, Jim Caldwell, 1963-64
 Most assists: 303, Craig Neal, 1987-88
 Most blocked shots: 141, Alvin Jones, 1997-98
 Most steals: 89, Kenny Anderson, 1990-91
 Most minutes played: 1,368, Dennis Scott, 1989-90
 Most personal fouls: 127, Johnny McNeil, 1989-90
 Most times fouled out: 10, Johnny McNeil, 1989-90; Pete Silas, 1950-51

Season Records • Freshmen

Most points: 721, Kenny Anderson (1989-90)
 Most points per game: 20.6, Kenny Anderson (1989-90)
 Most rebounds: 278, Chris Bosh (2002-03)
 Most rebounds per game: 9.0, Chris Bosh (2002-03)
 Most field goals made: 283, Kenny Anderson (1989-90)
 Most field goals attempted: 549, Kenny Anderson (1989-90)
 Highest field goal percentage: .609, Tom Hammonds (1985-86)
 Most 3-pt. field goals made: 98, Dennis Scott (1987-88)
 Most 3-pt. field goals attempted: 238, Stephon Marbury (1995-96)
 Highest 3-pt. field goal percentage: .471, Dennis Scott (1987-88)
 Most free throws made: 180, Josh Okogie (2016-17)
 Most free throws attempted: 241, Josh Okogie (2016-17)
 Highest free throw percentage: .877, Mark Price (1982-83)
 Most assists: 285, Kenny Anderson (1989-90)
 Most assists per game: 8.1, Kenny Anderson (1989-90)
 Most steals: 79, Kenny Anderson (1989-90)
 Most blocked shots: 141, Alvin Jones (1997-98)
 Most minutes played: 1,345, Stephon Marbury (1995-96)
 Most minutes per game: 37.7, Kenny Anderson (1989-90)

Top Scoring Tandems

No.	Player (Points)	Total	Year
1.	Dennis Scott (970) and Brian Oliver (724)	1,694	1989-90
2.	Stephon Marbury (679) and Matt Harpring (670)	1,349	1995-96
3.	Matt Harpring (691) and Dion Glover (608)	1,299	1997-98
4.	Dennis Scott (649) and Tom Hammonds (627)	1,276	1988-89
5.	Kenny Anderson (776) and Jon Barry (478)	1,254	1990-91
6.	Duane Ferrell (595) and Tom Hammonds (567)	1,162	1987-88
7.	Jon Barry (602) and Malcolm Mackey (553)	1,155	1991-92
8.	Marcus Georges-Hunt (601) and Adam Smith (540)	1,141	2015-16
9.	Mark Price (583) and John Salley (491)	1,074	1984-85
	James Forrest (586) and Travis Best (488)	1,074	1992-93
11.	Travis Best (607) and James Forrest (451)	1,058	1994-95
12.	Roger Kaiser (638) and Dave Denton (419)	1,057	1959-60
13.	B.J. Elder (568) and Jarrett Jack (474)	1,042	2003-04
14.	Mark Price (590) and John Salley (445)	1,035	1985-86
15.	Sammy Drummer (616) and Tico Brown (413)	1,029	1978-79
16.	Michael Devoe (555) and Jordan Usher (473)	1,028	2021-22
16.	Travis Best (532) and James Forrest (475)	1,007	1993-94
17.	Sammy Drummer (568) and Tico Brown (435)	1,003	1977-78

Minimum 1,000 total points, 400 by each player

Top Rebounding Tandems

No.	Player (Rebounds)	Total	Year
1.	Ben Lammers (342) and Quinton Stephens (283)	625	2016-17
2.	Gani Lawal (305) and Derrick Favors (303)	608	2009-10
3.	Malcolm Mackey (316) and Matt Geiger (254)	570	1991-92
4.	Matt Harpring (293) and Eddie Elisma (264)	557	1995-96
	Charles Mitchell (349) and Nick Jacobs (208)	557	2015-16
6.	Gani Lawal (294) and Alade Aminu (247)	541	2008-09
7.	Malcolm Mackey (306) and James Forrest (226)	532	1992-93
8.	Matt Harpring (302) and Michael Maddox (221)	523	1997-98
9.	Jason Collier (276) and Alvin Jones (241)	517	1999-00
10.	Lenny Cohen (288) and Bobby Kimmel (223)	511	1956-57
11.	Jim Caldwell (283) and Alan Nass (224)	507	1962-63
12.	Malcolm Mackey (262) and Dennis Scott (231)	493	1989-90
13.	Jim Wood (249) and Mike Green (232)	481	1974-75
	Chris Bosh (278) and Ed Nelson (203)	481	2002-03

Minimum 500 total rebounds, 200 by each player

Top Assist Tandems

No.	Player (Assists)	Total	Year
1.	Craig Neal (303) and Dennis Scott (116)	419	1987-88
2.	Jon Barry (207) and Travis Best (198)	405	1991-92
3.	Drew Barry (238) and Stephon Marbury (161)	399	1995-96
4.	Kenny Anderson (285) and Brian Oliver (111)	396	1989-90
5.	Brian Oliver (223) and Karl Brown (125)	348	1988-89
6.	Travis Best (176) and Drew Barry (164)	340	1992-93
7.	Drew Barry (181) and Travis Best (151)	332	1994-95
8.	Travis Best (167) and Drew Barry (141)	308	1993-94
9.	Mark Price (148) and Bruce Dalrymple (138)	286	1985-86
10.	Mark Price (150) and Bruce Dalrymple (135)	285	1984-85
11.	Kenny Anderson (169) and Jon Barry (110)	279	1990-91
	Craig Neal (121) and Bruce Dalrymple (108)	279	1986-87

Minimum 250 total assists, 100 by each player

Top Scoring Trios

No.	Player (Points)	Total	Year
1.	Dennis Scott (970), Brian Oliver (724), Kenny Anderson (721)	2,415	1989-90
2.	Stephon Marbury (679), Matt Harpring (670), Drew Barry (480)	1,829	1995-96
3.	Dennis Scott (649), Tom Hammonds (627), Brian Oliver (515)	1,791	1988-89
4.	Matt Harpring (691), Dion Glover (608), Michael Maddox (437)	1,736	1997-98
5.	Kenny Anderson (776), Jon Barry (478), Malcolm Mackey (460)	1,714	1990-91
6.	Duane Ferrell (595), Tom Hammonds (567), Dennis Scott (496)	1,658	1987-88
7.	Jon Barry (602), Malcolm Mackey (553), James Forrest (466)	1,621	1991-92
8.	Josh Okogie (596), Ben Lammers (527), Quinton Stephens (437)	1,560	2016-17
9.	James Forrest (586), Travis Best (488), Malcolm Mackey (469)	1,543	1992-93
10.	Mark Price (583), John Salley (491), Bruce Dalrymple (453)	1,527	1984-85

Minimum 1,500 total points, 400 by each player

ACC Statistical Leaders

Individual

Points Per Game	
1982-83	Mark Price.....20.3
1989-90	Dennis Scott.....27.7

Field Goal Percentage	
1984-85	John Salley.....627
2002-03	Chris Bosh.....560

3-Point Field Goal Percentage	
1987-88	Dennis Scott.....464
1992-93	Travis Best.....457
2005-06	Anthony Morrow.....429
2007-08	Anthony Morrow.....448

3-Point Field Goals Per Game	
1987-88	Dennis Scott.....3.1
1988-89	Dennis Scott.....3.6
1989-90	Dennis Scott.....3.9
2001-02	Tony Atkins.....3.2
2015-16	Adam Smith.....3.0

Free Throw Percentage	
1982-83	Mark Price.....877
1993-94	Travis Best.....864
1994-95	Travis Best.....847

Rebounds Per Game	
1999-00	Jason Collier.....9.2
2000-01	Alvin Jones.....10.4

Offensive Rebounds Per Game	
1992-93	Malcolm Mackey.....4.6
1996-97	Eddie Elisma.....3.96

Assists Per Game	
1987-88	Craig Neal.....9.5
1989-90	Kenny Anderson.....8.1
1993-94	Drew Barry.....5.9
1994-95	Drew Barry.....6.7
1995-96	Drew Barry.....6.6

Steals Per Game	
1990-91	Kenny Anderson.....3.0
2010-11	Iman Shumpert.....2.7
2020-21	Jose Alvarado.....2.8

Blocks Per Game	
1983-84	John Salley.....2.3
1997-98	Alvin Jones.....4.3
1998-99	Alvin Jones.....3.5
1999-00	Alvin Jones.....2.5
2002-03	Chris Bosh.....2.2
2016-17	Ben Lammers.....3.4
2018-19	James Banks II.....2.5

Minutes Per Game	
1989-90	Dennis Scott.....39.1
1990-91	Kenny Anderson.....38.9
1993-94	Travis Best.....37.5
1995-96	Drew Barry.....37.5
1996-97	Matt Harpring.....37.6

Team

Points Allowed Per Game	
1979-80	59.9

Field Goal Percentage	
2020-21	.477

Field Goal Percentage Defense	
1991-92	.419
2003-04	.388
2016-17	.398

3-Pt. Field Goal Pct. Defense	
2003-04	.297
2019-20	.285
2021-22	.315
2022-23	.301

Free Throw Percentage	
1986-87	.760
1988-89	.758

3-Point Field Goals Per Game	
1989-90	7.4

3-Point Field Goal Percentage	
1991-92	.367
2001-02	.376

Blocked Shots Per Game	
1991-92	5.1
1997-98	6.3
2016-17	6.0

Steals Per Game	
2006-07	9.9
2010-11	9.6
2020-21	9.1

Turnover Margin	
1994-95	+3.4
2010-11	+2.9
2020-21	+4.6

SEASON LEADERS

Points

1. Dennis Scott (1989-90).....	970
2. Rich Yunkus (1970-71).....	815
3. Rich Yunkus (1969-70).....	814
4. Kenny Anderson (1990-91).....	776
5. Brian Oliver (1989-90).....	724
6. Kenny Anderson (1989-90).....	721
7. Matt Harpring (1997-98).....	691
8. Stephon Marbury (1995-96).....	679
9. Matt Harpring (1995-96).....	670
10. Dennis Scott (1988-89).....	649
11. Roger Kaiser (1959-60).....	638
12. Tom Hammonds (1988-89).....	627
13. Sammy Drummer (1978-79).....	616
14. Roger Kaiser (1960-61).....	608
Dion Glover (1997-98).....	608
16. Travis Best (1994-95).....	607
17. Rich Yunkus (1968-69).....	603
18. Jon Barry (1991-92).....	602
19. Marcus Georges-Hunt (2015-16).....	601
20. Duane Ferrell (1987-88).....	595
21. Mark Price (1985-86).....	590
22. James Forrest (1992-93).....	586
23. Mark Price (1984-85).....	583
24. Sammy Drummer (1977-78).....	568
Mark Price (1982-83).....	568
B.J. Elder (2003-04).....	568

Scoring Average

1. Rich Yunkus (1969-70).....	30.1
2. Dennis Scott (1989-90).....	27.7
3. Kenny Anderson (1990-91).....	25.9
4. Rich Yunkus (1970-71).....	25.5
5. Rich Yunkus (1968-69).....	24.1
6. Sammy Drummer (1978-79).....	23.7
7. Roger Kaiser (1960-61).....	23.4
8. Roger Kaiser (1959-60).....	22.8
9. Matt Harpring (1997-98).....	21.6
10. Brian Oliver (1989-90).....	21.3
11. Sammy Drummer (1977-78).....	21.0
12. Tom Hammonds (1988-89).....	20.9
13. Kenny Anderson (1989-90).....	20.6
14. Dennis Scott (1988-89).....	20.3
Mark Price (1982-83).....	20.3
16. Travis Best (1994-95).....	20.2
17. Phil Wagner (1967-68).....	19.6
18. Phil Wagner (1966-67).....	19.5
James Forrest (1992-93).....	19.5

Rebounds

1. Jim Caldwell (1963-64).....	364
2. Rich Yunkus (1970-71).....	356
3. Charles Mitchell (2015-16).....	349
4. Jim Caldwell (1964-65).....	346
5. Ben Lammers (2016-17).....	342
6. Rich Yunkus (1969-70).....	323
7. Malcolm Mackey (1990-91).....	321
8. Malcolm Mackey (1991-92).....	316
9. Alvin Jones (2000-01).....	312
10. Malcolm Mackey (1992-93).....	306
11. Gani Lawal (2009-10).....	305
12. Derrick Favors (2009-10).....	303
13. Matt Harpring (1997-98).....	302
Alvin Jones (1998-99).....	302
15. Gani Lawal (2008-09).....	294
16. Matt Harpring (1995-96).....	293
17. Lenny Cohen (1956-57).....	288
18. Jim Caldwell (1962-63).....	283
19. Chris Bosh (2002-03).....	278
20. Jason Collier (1999-00).....	276
Rich Yunkus (1968-69).....	276

Rebound Average

1. Jim Caldwell (1963-64).....	14.0
2. Jim Caldwell (1964-65).....	13.8
3. Rich Yunkus (1969-70).....	12.0
4. Lenny Cohen (1956-57).....	11.1
5. Brian Oliver (1970-71).....	11.1
6. Rich Yunkus (1968-69).....	11.0
7. Jim Caldwell (1962-63).....	10.9
Dave Denton (1957-58).....	10.9
9. Malcolm Mackey (1990-91).....	10.7
10. Alan Nass (1960-61).....	10.4
Alvin Jones (2000-01).....	10.4
12. Malcolm Mackey (1992-93).....	10.2
13. Alvin Jones (1998-99).....	9.7
Charles Mitchell (2015-16).....	9.7
15. Jim Wood (1974-75).....	9.6
16. Gani Lawal (2008-09).....	9.5
17. Alan Nass (1961-62).....	9.4
18. Matt Harpring (1997-98).....	9.4
19. Mike Green (1974-75).....	9.3
20. Jason Collier (1999-00).....	9.2
Ben Lammers (2016-17).....	9.2
22. Malcolm Mackey (1991-92).....	9.0
Chris Bosh (2002-03).....	9.0

Field Goals

1. Dennis Scott (1989-90).....	336
2. Rich Yunkus (1969-70).....	317
3. Rich Yunkus (1970-71).....	314
4. Kenny Anderson (1989-90).....	283
5. Kenny Anderson (1990-91).....	278
6. Brian Oliver (1989-90).....	260
7. Sammy Drummer (1978-79).....	257
8. Tom Hammonds (1988-89).....	250
9. James Forrest (1992-93).....	246
10. Rich Yunkus (1968-69).....	243
11. Roger Kaiser (1959-60).....	237
12. Stephon Marbury (1995-96).....	235
13. Mark Price (1985-86).....	233
Matt Harpring (1995-96).....	233
15. Sammy Drummer (1977-78).....	232
16. Duane Ferrell (1987-88).....	230
Matt Harpring (1997-98).....	230
18. Tom Hammonds (1987-88).....	229
19. Dennis Scott (1988-89).....	227
20. Mark Price (1984-85).....	223

Field Goal Attempts

1. Dennis Scott (1989-90).....	722
2. Rich Yunkus (1970-71).....	691
3. Kenny Anderson (1990-91).....	636
4. Rich Yunkus (1969-70).....	568
5. Sammy Drummer (1978-79).....	556
6. Kenny Anderson (1989-90).....	549
7. Roger Kaiser (1960-61).....	517
8. Stephon Marbury (1995-96).....	514
9. Dennis Scott (1988-89).....	512
10. Sammy Drummer (1977-78).....	504
Brian Oliver (1989-90).....	504
Matt Harpring (1997-98).....	504
13. Roger Kaiser (1959-60).....	503
Dion Glover (1997-98).....	503
15. Bud Blenkins (1957-58).....	471
16. Travis Best (1994-95).....	469
17. Jon Barry (1991-92).....	468
B.J. Elder (2003-04).....	468
19. Tom Hammonds (1988-89).....	465
Rich Yunkus (1968-69).....	465

Field Goal Percentage

1. Eddie Elisma (1995-96).....	639
2. Lee Goza (1981-82).....	636
3. Bill Mayer (1969-70).....	634
4. John Salley (1984-85).....	627
5. Ra'Sean Dickey (2004-05).....	621
6. Matt Geiger (1991-92).....	611
Derrick Favors (2009-10).....	611
8. Lenny Horton (1977-78).....	610
Lenny Horton (1978-79).....	610
10. Lee Goza (1980-81).....	609
Tom Hammonds (1985-86).....	609
12. John Salley (1985-86).....	606
13. Ra'Sean Dickey (2005-06).....	597
14. Jeremiah Smith (2006-07).....	596
Ra'Sean Dickey (2006-07).....	596
Duane Ferrell (1985-86).....	595
17. John Salley (1983-84).....	589
18. Luke Schenscher (2001-02).....	587
19. Lenny Horton (1979-80).....	584
20. Kerry O'Brien (1979-80).....	580

3-Point Field Goals

1. Dennis Scott (1989-90).....	137
2. Dennis Scott (1988-89).....	116
3. Adam Smith (2015-16).....	109
4. Jon Barry (1991-92).....	99
5. Dennis Scott (1987-88).....	98
Tony Akins (2001-02).....	98
7. Miles Kelly (2022-23).....	89
8. Stephon Marbury (1995-96).....	88
9. Marvin Lewis (2003-04).....	82
10. Anthony Morrow (2007-08).....	81
11. Travis Best (1992-93).....	80
12. Tony Akins (2000-01).....	78
Anthony Morrow (2005-06).....	78
14. Jon Barry (1990-91).....	77
Drew Barry (1995-96).....	77
B.J. Elder (2003-04).....	77
17. Mark Price (1982-83).....	73
Travis Best (1994-95).....	73
19. Fred Vinson (1993-94).....	72
Shaun Fein (2000-01).....	72

*3-pt line of 17ft-9in for 1982-83 season; no 3-pt shot from 1983-86; 19ft-9in from 1986-87 through 2007-08; 20ft-9in from 2009-present.

3-Point Field Goal Att.

1. Dennis Scott (1989-90).....	331
2. Dennis Scott (1988-89).....	292
3. Jon Barry (1991-92).....	265
4. Adam Smith (2015-16).....	263
5. Tony Akins (2001-02).....	243
6. Stephon Marbury (1995-96).....	238
7. Miles Kelly (2022-23).....	235
8. Miles Kelly (2023-24).....	215
9. Roger Kaiser (1998-99).....	211
10. Lewis Clinch (2008-09).....	210
11. Jon Barry (1990-91).....	209
Drew Barry (1995-96).....	209
13. Dennis Scott (1987-88).....	208
14. Marvin Lewis (2003-04).....	206
B.J. Elder (2003-04).....	206
16. Tony Akins (1998-99).....	198
17. Travis Best (1994-95).....	192
Michael Devoe (2021-22).....	192
19. Matt Harpring (1996-97).....	190
Quinton Stephens (2016-17).....	190

3-Point Field Goal Pct.

1. Bryan Hill (1990-91).....	480
2. Chris Bosh (2002-03).....	478
3. Lewis Clinch (2006-07).....	476
4. Dennis Scott (1987-88).....	471
5. Travis Best (1992-93).....	457
6. Anthony Morrow (2007-08).....	448
7. Jarrett Jack (2004-05).....	442
8. Mark Price (1982-83).....	440
9. Matt Harpring (1995-96).....	429
Anthony Morrow (2005-06).....	429
11. Drew Barry (1994-95).....	427
T.J. Vines (1998-99).....	427
Michael Devoe (2019-20).....	427
13. Matt Causey (2007-08).....	424
14. Michael Maddox (1995-96).....	426
15. Tony Akins (2000-01).....	419
Thaddeus Young (2006-07).....	419
17. Anthony Morrow (2006-07).....	418
18. Craig Neal (1986-87).....	415
19. Dennis Scott (1989-90).....	414
20. Dallan "Deebo" Coleman (2021-22).....	413

Free Throws

1. Marcus Georges-Hunt (2015-16).....	205
2. Rich Yunkus (1970-71).....	187
3. Rich Yunkus (1969-70).....	180
4. Matt Harpring (1997-98).....	179
5. Roger Kaiser (1960-61).....	176
6. Roger Kaiser (1959-60).....	164
7. Dennis Scott (1989-90).....	161
8. Kenny Anderson (1990-91).....	155
9. Jarrett Jack (2003-04).....	154
10. Brian Oliver (1989-90).....	147
11. Bobby Kimmel (1956-57).....	143
12. Iman Shumpert (2010-11).....	141
13. Matt Harpring (1995-96).....	138
14. Mark Price (1984-85).....	137
15. Brook Steppe (1979-80).....	135
16. Alvin Jones (2000-01).....	133
Josh Okogie (2017-18).....	133
18. Duane Ferrell (1987-88).....	131

Free Throw Attempts

1. Marcus Georges-Hunt (2015-16).....	249
2. Rich Yunkus (1970-71).....	241
3. Alvin Jones (2000-01).....	223
4. Gani Lawal (2009-10).....	222
5. Matt Harpring (1997-98).....	221
6. Rich Yunkus (1969-70).....	217
7. Bobby Kimmel (1956-57).....	216
8. Brian Oliver (1989-90).....	204
9. Roger Kaiser (1960-61).....	203
Dennis Scott (1989-90).....	203
11. Alvin Jones (1998-99).....	201
12. Jarrett Jack (2003-04).....	192
13. Roger Kaiser (1959-60).....	190
14. Malcolm Mackey (1991-92).....	189
15. Kenny Anderson (1990-91).....	187
16. Dion Glover (1997-98).....	186
17. Lenny Cohen (1956-57).....	183
18. Dave Denton (1959-60).....	183
19. Matt Harpring (1995-96).....	181

Free Throw Percentage

1. Miles Kelly (2022-23).....	898
2. Anthony Morrow (2005-06).....	887
3. Mark Price (1982-83).....	877
4. Maurice Miller (2010-11).....	871
5. R.D. Craddock (1963-64).....	876
6. Andy McCain (1971-72).....	869
7. Marvin Lewis (2000-01).....	868
Kyle Sturdivant (2023-24).....	868
9. Roger Kaiser (1959-60).....	867
10. Travis Best (1993-94).....	866
Jarrett Jack (2004-05).....	866
12. Roger Kaiser (1958-59).....	865
13. R.D. Craddock (1962-63).....	865
14. Dave Clark (1966-67).....	862
15. Keith Weekly (1961-62).....	859
Anthony Morrow (2007-08).....	859
17. Mark Price (1985-86).....	855
18. Steve Sherbak (1972-73).....	848
19. Anthony Morrow (2006-07).....	845
20. Travis Best (1994-95).....	847

Assists

1. Craig Neal (1987-88).....	303
2. Kenny Anderson (1989-90).....	285
3. Drew Barry (1995-96).....	238
4. Brian Oliver (1988-89).....	223
5. Jarrett Jack (2003-04).....	213
6. Jon Barry (1991-92).....	207
7. Travis Best (1991-92).....	198
8. Jarrett Jack (2002-03).....	185
9. Javaris Crittenton (2006-07).....	184
10. Drew Barry (1994-95).....	181
11. Travis Best (1992-93).....	176
12. Travis Best (1992-93).....	176
Tony Akins (2001-02).....	176
13. Craig Neal (1986-87).....	171
14. Kenny Anderson (1990-91).....	169
15. Travis Best (1993-94).....	167
16. Drew Barry (1992-93).....	164
17. Jim Thorne (1969-70).....	163
18. Stephon Marbury (1995-96).....	161
19. Jim Thorne (1970-71).....	160
20. Iman Shumpert (2008-09).....	154

Assist Average

1. Craig Neal (1987-88).....	9.5
2. Kenny Anderson (1989-90).....	8.1
3. Brian Oliver (1988-89).....	7.0
4. Drew Barry (1994-95).....	6.7
5. Drew Barry (1995-96).....	6.6
6. Jarrett Jack (2002-03).....	6.0
7. Drew Barry (1993-94).....	5.9
8. Travis Best (1992-93).....	5.9
9. Jon Barry (1991-92).....	5.9
10. Craig Neal (1986-87).....	5.9
11. Travis Best (1993-94).....	5.8
12. Javaris Crittenton (2006-07).....	5.8
13. Travis Best (1991-92).....	5.7
Tony Akins (2001-02).....	5.7
15. Kenny Anderson (1990-91).....	5.6
Jarrett Jack (2003-04).....	5.6

Steals

1. Kenny Anderson (1990-91).....	89
2. Iman Shumpert (2010-11).....	85
3. Kenny Anderson (1989-90).....	79
4. Jarrett Jack (2003-04).....	74
Jose Alvarado (2020-21).....	74
6. Jon Barry (1991-92).....	71
7. Bruce Dalrymple (1985-86).....	70
Dion Glover (1997-98).....	70
9. Mark Price (1984-85).....	66
10. Bruce Dalrymple (1984-85).....	65
Drew Barry (1995-96).....	65
Javaris Crittenton (2006-07).....	65
13. Mark Price (1985-86).....	64
Iman Shumpert (2008-09).....	64
15. Stephon Marbury (1995-96).....	63
Matt Harpring (1995-96).....	63
17. Dennis Scott (1989-90).....	62
18. George Thomas (1982-83).....	60
Travis Best (1994-95).....	60
20. Tony Akins (2001-02).....	59

Blocked Shots

1. Alvin Jones (1997-98).....	141
2. Ben Lammers (2016-17).....	125

ANNUAL STATISTICAL LEADERS

Scoring Average

Season	Player	G	Pts	Avg
1952-53	Pete Silas	22	374	17.0
1953-54	Dick Lenholt	24	300	12.5
1954-55	Joe Helms	25	362	14.5
1955-56	Bobby Kimmel	23	433	18.8
1956-57	Bud Blemker	26	426	16.4
1957-58	Bud Blemker	26	452	17.4
1958-59	Bud Blemker	26	388	14.9
1959-60	Roger Kaiser	28	638	22.8
1960-61	Roger Kaiser	26	608	23.4
1961-62	Mike Tomasovich	26	342	13.2
1962-63	Jim Caldwell	26	357	13.7
1963-64	Jim Caldwell	26	363	14.0
1964-65	Jim Caldwell	25	434	17.4
1965-66	Phil Wagner	26	387	14.9
1966-67	Phil Wagner	21	410	19.5
1967-68	Phil Wagner	20	392	19.6
1968-69	Rich Yunkus	25	603	24.1
1969-70	Rich Yunkus	27	814	30.1
1970-71	Rich Yunkus	32	815	25.5
1971-72	Steve Post	26	394	15.2
1972-73	Steve Sherbak	25	369	14.8
1973-74	Jim Wood	25	278	11.1
1974-75	Jim Wood	26	389	15.0
1975-76	Jim Wood	27	398	14.7
1976-77	Tico Brown	28	460	16.4
1977-78	Sammy Drummer	27	568	21.0
1978-79	Sammy Drummer	26	616	23.7
1979-80	Brook Steppe	26	491	18.9
1980-81	Fred Hall	27	330	12.2
1981-82	Brook Steppe	25	445	17.8
1982-83	Mark Price	28	568	20.3
1983-84	Mark Price	29	452	15.6
1984-85	Mark Price	35	583	16.7
1985-86	Mark Price	34	590	17.4
1986-87	Duane Ferrell	29	520	17.9
1987-88	Tom Hammonds	30	567	18.9
1988-89	Tom Hammonds	30	627	20.9
1989-90	Dennis Scott	35	970	27.7
1990-91	Kenny Anderson	30	776	25.9
1991-92	Jon Barry	35	602	17.2
1992-93	James Forrest	30	586	19.5
1993-94	James Forrest	25	475	19.0
1994-95	Travis Best	30	607	20.2
1995-96	Stephon Marbury	36	679	18.9
1996-97	Matt Harpring	27	513	19.0
1997-98	Matt Harpring	32	691	21.6
1998-99	Jason Collier	25	430	17.2
1999-00	Jason Collier	30	509	17.0
2000-01	Tony Akins	30	436	14.5
2001-02	Tony Akins	31	528	17.0
2002-03	Chris Bosh	31	485	15.6
2003-04	B.J. Elder	38	568	14.9
2004-05	Jarrett Jack	32	497	15.5
2005-06	Anthony Morrow	28	449	16.0
2006-07	Javaris Crittenton	32	460	14.4
	Thaddeus Young	31	445	14.4
2007-08	Anthony Morrow	32	456	14.3
2008-09	Lewis Clinch	24	372	15.5
2009-10	Gani Lawal	36	471	13.1
2010-11	Iman Shumpert	31	537	17.5
2011-12	Glen Rice, Jr.	21	274	13.0
2012-13	Marcus Georges-Hunt	31	334	10.8
2013-14	Trae Golden	31	411	13.3
2014-15	Marcus Georges-Hunt	31	407	13.6
2015-16	Marcus Georges-Hunt	36	601	16.7
2016-17	Ben Lammers	37	527	14.2
2017-18	Josh Okogie	24	437	18.2
2018-19	Jose Alvarado	31	386	12.5
2019-20	Michael Devoe	28	448	16.0
2020-21	Moses Wright	26	435	17.4
2021-22	Michael Devoe	31	555	17.9
2022-23	Miles Kelly	33	476	14.4
2023-24	Miles Kelly	32	446	13.9

Rebound Average

Season	Player	G	Reb	Avg
1952-53	Pete Silas	22	301	13.7
1953-54	record not available			
1954-55	Dick Lenholt	25	264	10.6
1955-56	Lenny Cohen	23	215	9.3
1956-57	Lenny Cohen	26	288	11.1
1957-58	Dave Denton	22	239	10.9
1958-59	Frank Inman	25	179	7.2
1959-60	Dave Denton	28	239	8.5
1960-61	Alan Nass	26	271	10.4
1961-62	Alan Nass	26	244	9.4
1962-63	Jim Caldwell	26	283	10.9
1963-64	Jim Caldwell	26	364	14.0
1964-65	Jim Caldwell	25	346	13.8
1965-66	Pete Thorne	26	184	7.1
1966-67	Pete Thorne	26	170	6.5
1967-68	Phil Wagner	20	132	6.6
1968-69	Rich Yunkus	25	276	11.0
1969-70	Rich Yunkus	27	323	12.0
1970-71	Rich Yunkus	32	356	11.1
1971-72	Karl Binns	24	156	6.5
1972-73	Andy McCain	24	193	8.0
1973-74	Harry Allen	25	153	5.9
1974-75	Jim Wood	26	249	9.6
1975-76	Mike Green	27	171	6.3
1976-77	Jim Wood	28	187	6.7
1977-78	Lenny Horton	27	202	7.5

1978-79	Lenny Horton	26	198	7.6
1979-80	Lenny Horton	26	170	6.5
1980-81	Lee Goza	27	177	6.6
1981-82	Brook Steppe	25	136	5.4
1982-83	John Salley	27	153	5.7
1983-84	Yvon Joseph	29	208	7.2
1984-85	John Salley	35	250	7.1
1985-86	John Salley	34	228	6.7
1986-87	Tom Hammonds	29	208	7.2
1987-88	Tom Hammonds	30	216	7.2
1988-89	Tom Hammonds	30	242	8.1
1989-90	Malcolm Mackey	35	262	7.5
1990-91	Malcolm Mackey	30	321	10.7
1991-92	Malcolm Mackey	35	316	9.0
1992-93	Malcolm Mackey	30	306	10.2
1993-94	James Forrest	25	198	7.9
1994-95	James Forrest	24	198	8.3
1995-96	Matt Harpring	36	293	8.1
1996-97	Matt Harpring	27	222	8.2
	Eddie Elisma	27	222	8.2
1997-98	Matt Harpring	32	302	9.4
1998-99	Alvin Jones	31	302	9.7
1999-00	Jason Collier	30	276	9.2
2000-01	Alvin Jones	30	312	10.4
2001-02	Ed Nelson	31	215	6.9
2002-03	Chris Bosh	31	278	9.0
2003-04	Luke Schenscher	38	252	6.6
2004-05	Luke Schenscher	32	235	7.3
2005-06	Jeremis Smith	28	230	8.2
2006-07	Jeremis Smith	32	190	5.9
2007-08	Jeremis Smith	32	227	7.1
2008-09	Gani Lawal	31	294	9.5
2009-10	Gani Lawal	36	305	8.5
2010-11	Iman Shumpert	31	184	5.9
2011-12	Glen Rice, Jr.	21	141	6.7
2012-13	Daniel Miller	31	206	6.6
2013-14	Daniel Miller	33	258	7.8
2014-15	Charles Mitchell	31	218	7.0
2015-16	Charles Mitchell	36	349	9.7
2016-17	Ben Lammers	37	342	9.2
2017-18	Ben Lammers	32	259	8.1
2018-19	James Banks III	32	240	7.7
2019-20	James Banks III	31	235	7.6
2020-21	Moses Wright	26	201	8.0
2021-22	Jordan Usher	32	209	6.5
2022-23	Ja'von Franklin	32	259	8.1
2023-24	Baye Ndongo	29	238	8.2

Field Goal Percentage

Season	Player	G	FG-FGA	Pct
1952-53	Bill Cohen	22	79-207	.382
1953-54	Dick Lenholt	24	115-306	.376
1954-55	Bill Cohen	25	94-252	.373
1955-56	Bobby Kimmel	23	137-342	.401
1956-57	Terry Randall	26	153-346	.442
1957-58	Terry Randall	25	157-387	.406
1958-59	Terry Randall	26	138-324	.426
1959-60	Roger Kaiser	28	237-503	.471
1960-61	Josh Powell	22	51-121	.421
1961-62	Josh Powell	26	99-231	.429
1962-63	Charlie Spooner	24	41-83	.494
1963-64	R.D. Craddock	25	113-253	.447
1964-65	R.D. Craddock	25	144-294	.490
1965-66	Pete Caldwell	25	55-111	.495
1966-67	Phil Wagner	21	164-291	.564
1967-68	Stan Guth	17	58-108	.537
1968-69	Rich Yunkus	25	243-465	.523
1969-70	Bill Mayer	27	123-194	.634
1970-71	Tommy Wilson	31	103-207	.498
1971-72	Steve Post	26	146-271	.539
1972-73	Andy McCain	24	152-308	.493
1973-74	Jim Wood	25	119-257	.463
1974-75	Jim Wood	26	167-327	.510
1975-76	Mike Green	27	81-150	.540
1976-77	Randy Foster	28	91-173	.526
1977-78	Lenny Horton	27	107-175	.611
1978-79	Lenny Horton	26	136-223	.610
1979-80	Lenny Horton	26	171-293	.584
1980-81	Lee Goza	27	106-174	.609
1981-82	Lee Goza	26	70-110	.636
1982-83	John Salley	27	104-207	.502
1983-84	John Salley	29	126-214	.589
1984-85	John Salley	35	193-308	.627
1985-86	Tom Hammonds	34	168-276	.609
1986-87	Tom Hammonds	29	206-362	.569
1987-88	Tom Hammonds	30	229-403	.568
1988-89	Brian Oliver	32	191-345	.554
1989-90	Brian Oliver	34	260-504	.516
1990-91	Malcolm Mackey	30	190-345	.551
1991-92	Matt Geiger	35	165-270	.611
1992-93	James Forrest	30	246-454	.542
1993-94	Ivano Newbill	29	66-121	.545
1994-95	Eddie Elisma	30	75-145	.517
1995-96	Eddie Elisma	36	129-202	.639
1996-97	Eddie Elisma	27	102-200	.510
1997-98	Alvin Jones	33	80-161	.497
1998-99	Alvin Jones	31	145-277	.523
1999-00	Jason Collier	30	178-376	.473
2000-01	Alvin Jones	30	134-278	.482
2001-02	Ed Nelson	31	101-202	.500
2002-03	Chris Bosh	31	168-300	.560
2003-04	Isma'il Muhammad	38	96-203	.570
2004-05	Ra'Sean Dickey	29	54-87	.621
2005-06	Ra'Sean Dickey	28	148-248	.597
2006-07	Ra'Sean Dickey	32	106-178	.596



CLOCKWISE FROM ABOVE - MARK PRICE IS THE ONLY PLAYER EVER TO LEAD TECH IN SCORING FOUR STRAIGHT YEARS. JIM CALDWELL WAS THE FIRST TECH PLAYER TO AVERAGED DOUBLE FIGURES IN REBOUNDING THREE STRAIGHT YEARS. ALVIN JONES BLOCKED MORE THAN 100 SHOTS IN THREE OF HIS FOUR YEARS.

2007-08	Jeremis Smith	32	99-166	.596
2008-09	Gani Lawal	32	90-158	.570
2009-10	Gani Lawal	31	184-331	.556
2010-11	Gani Lawal	36	179-293	.611
2011-12	Daniel Miller	31	60-121	.496
2012-13	Kammeon Holsey	31	121-205	.590
2013-14	Kammeon Holsey	31	111-199	.558
2014-15	Daniel Miller	33	149-258	.578
2015-16	Charles Mitchell	31	124-238	.521
2016-17	Ben Lammers	37	154-297	.519
2017-18	Abdoulaye Gueye	31	214-415	.516
2018-19	Abdoulaye Gueye	31	71-152	.467
2019-20	James Banks III	32	128-227	.564
2020-21	Moses Wright	31	169-318	.531
2021-22	Rodney Howard	26	175-329	.532
2022-23	Ja'von Franklin	27	74-132	.561
2023-24	Baye Ndongo	29	148-265	.558

3-Point Field Goal Percentage

Season	Player	G	3P-3PA	Pct
1982-83	Mark Price	28	73-166	.440
1986-87	Craig Neal	29	34-82	.415
1987-88	Dennis Scott	32	98-208	.471
1988-89	Brian Oliver	32	28-70	.400
1989-90	Dennis Scott	35	137-331	.414
1990-91	Bryan Hill	29	24-50	.480
1991-92	Travis Best	35	56-145	.386
1992-93	Travis Best	30	80-175	.457
1993-94	Fred Vinson	29	72-181	.398
1994-95	Drew Barry	27	50-117	.427
1995-96	Matt Harpring	36	66-154	.429
1996-97	Matt Harpring	27	65-190	.342
1997-98				

ANNUAL STATISTICAL LEADERS



JIM CALDWELL



ALVIN JONES

Year	Player	G	PTS	REB	AST
1981-82	Brook Steppe	25	95-129	.736	
1982-83	Mark Price	28	93-106	.877	
1983-84	Mark Price	29	70-85	.824	
1984-85	Mark Price	35	137-163	.840	
1985-86	Mark Price	34	124-145	.855	
1986-87	Duane Ferrell	29	112-138	.811	
1987-88	Tom Hammonds	30	109-132	.826	
1988-89	Dennis Scott	32	79-97	.814	
1989-90	Dennis Scott	35	161-203	.793	
1990-91	Kenny Anderson	30	155-187	.829	
1991-92	Travis Best	35	72-98	.735	
1992-93	Travis Best	30	82-109	.752	
1993-94	Travis Best	29	123-142	.866	
1994-95	Travis Best	30	116-137	.847	
1995-96	Drew Barry	36	105-133	.789	
1996-97	Eddie Elisma	27	57-79	.722	
1997-98	Matt Harpring	32	179-221	.810	
1998-99	Jason Floyd	31	48-57	.842	
1999-00	Tony Akins	30	55-71	.775	
2000-01	Marvin Lewis	30	46-53	.868	
2001-02	Marvin Lewis	31	63-72	.875	
2002-03	Marvin Lewis	31	60-73	.822	
2003-04	Jarrett Jack	38	154-192	.802	
2004-05	Jarrett Jack	32	123-142	.866	
2005-06	Anthony Morrow	28	63-71	.887	
2006-07	Anthony Morrow	32	49-58	.845	
2007-08	Anthony Morrow	32	67-78	.859	
2008-09	Zachery Peacock	30	55-75	.733	
2009-10	Maurice Miller	32	43-53	.811	
2010-11	Maurice Miller	32	54-62	.871	
2011-12	Daniel Miller	31	32-42	.762	
2012-13	Daniel Miller	31	51-70	.729	
2013-14	Trae Golden	31	119-152	.783	
2014-15	Marcus Georges-Hunt	30	116-152	.763	
2015-16	Marcus Georges-Hunt	36	205-249	.823	
2016-17	Ben Lammers	37	98-133	.737	
2017-18	Josh Okogie	24	133-162	.821	
2018-19	Brandon Alston	26	41-49	.837	
2019-20	Jose Alvarado	24	65-82	.793	
2020-21	Jose Alvarado	26	67-80	.838	
2021-22	Kyle Sturdivant	32	39-50	.780	
2022-23	Miles Kelly	33	53-59	.898	
2023-24	Kyle Sturdivant	32	59-68	.868	

Assist Average

Season	Player	G	No	Avg
1965-66	Phil Wagner	26	99	3.8
1966-67	Phil Wagner	21	88	4.2
1967-68	Phil Wagner	20	78	3.9
1968-69	Jim Thorne	24	88	3.7
1969-70	Jim Thorne	27	163	6.0
1970-71	Jim Thorne	30	160	5.3
1971-72	Frank Samoylo	25	88	3.5
1972-73	Steve Sherbak	25	141	5.6
1973-74	Steve Sherbak	15	51	3.4
1974-75	Mike Bottorf	26	72	2.8
1975-76	Mike Bottorf	27	70	2.6
1976-77	Ray Schnitzer	28	60	2.1
1977-78	Billy Smith	27	61	2.3
1978-79	Billy Smith	25	49	2.0
1979-80	Brook Steppe	26	64	2.5
1980-81	George Thomas	21	64	3.0
1981-82	Brian Howard	25	62	2.5
1982-83	Mark Price	28	91	3.3
1983-84	Mark Price	29	121	4.2
1984-85	Mark Price	35	150	4.3
1985-86	Mark Price	34	148	4.4
1986-87	Craig Neal	29	171	5.9
1987-88	Craig Neal	32	303	9.5
1988-89	Brian Oliver	32	223	7.0
1989-90	Kenny Anderson	35	285	8.1
1990-91	Kenny Anderson	30	169	5.6
1991-92	Jon Barry	35	207	5.9
1992-93	Travis Best	30	176	5.9
1993-94	Drew Barry	24	141	5.9
1994-95	Drew Barry	27	181	6.7
1995-96	Drew Barry	36	238	6.6
1996-97	Kevin Morris	27	85	3.1
1997-98	Travis Spivey	33	143	4.3
1998-99	Tony Akins	31	148	4.8
1999-00	Tony Akins	30	108	3.6
2000-01	Tony Akins	30	128	4.3
2001-02	Tony Akins	31	176	5.7
2002-03	Jarrett Jack	31	185	6.0
2003-04	Jarrett Jack	38	213	5.6
2004-05	Jarrett Jack	32	145	4.5
2005-06	Zam Fredrick	28	110	3.9
2006-07	Javaris Crittenton	32	184	5.8
2007-08	Matt Causey	30	111	3.7
2008-09	Iman Shumpert	31	154	4.9
2009-10	Iman Shumpert	30	120	4.0
2010-11	Iman Shumpert	31	108	4.2
2011-12	Mfon Udofia	31	88	2.8
2012-13	Mfon Udofia	31	91	2.9
2013-14	Trae Golden	31	97	3.1
2014-15	Travis Jorgenson	30	100	3.3
2015-16	Marcus Georges-Hunt	36	119	3.3
2016-17	Josh Heath	33	144	4.4
2017-18	Jose Alvarado	25	77	3.1
2018-19	Jose Alvarado	31	105	3.4
2019-20	Jose Alvarado	24	96	4.0
2020-21	Jose Alvarado	26	106	4.1
2021-22	Michael Devoe	31	97	3.1
2022-23	Deivon Smith	24	89	3.7
2023-24	Nathan George	29	135	4.7

Blocked Shots

Season	Player	G	No	Avg
1976-77	Tico Brown	28	18	0.6
1977-78	Lenny Horton	27	8	0.3
1978-79	Steve Neal	26	15	0.6
1979-80	Lenny Horton	26	5	0.2
	Kerry O'Brien	26	5	0.2
1980-81	Lee Goza	27	14	0.5
1981-82	Brook Steppe	25	10	0.4
1982-83	John Salley	27	35	1.3
1983-84	John Salley	29	67	2.3
1984-85	John Salley	35	82	2.3
1985-86	John Salley	34	59	1.7
1986-87	Antoine Ford	29	45	1.6
1987-88	Duane Ferrell	32	24	0.8
1988-89	Tom Hammonds	30	26	0.9
1989-90	Malcolm Mackey	35	41	1.8
1990-91	Malcolm Mackey	30	54	1.8
1991-92	Matt Geiger	35	65	1.9
1992-93	Malcolm Mackey	30	61	2.0
1993-94	Eddie Elisma	29	26	0.9
1994-95	Eddie Elisma	30	35	1.2
1995-96	Eddie Elisma	36	65	1.8
1996-97	Eddie Elisma	27	54	2.0
1997-98	Alvin Jones	33	141	4.3
1998-99	Alvin Jones	31	107	3.5
1999-00	Alvin Jones	30	76	2.5
2000-01	Alvin Jones	30	101	3.4
2001-02	Luke Schenscher	19	22	1.2
2002-03	Chris Bosh	31	67	2.2
2003-04	Luke Schenscher	38	54	1.4
2004-05	Luke Schenscher	32	56	1.8
2005-06	Ra'Sean Dickey	28	43	1.5
2006-07	Ra'Sean Dickey	32	31	1.0
2007-08	Gani Lawal	32	32	1.0
2008-09	Alade Aminu	31	55	1.7
2009-10	Derrick Favors	36	74	2.1
2010-11	Daniel Miller	31	67	2.2
2011-12	Daniel Miller	31	75	2.4
2012-13	Daniel Miller	31	64	2.1
2013-14	Daniel Miller	33	80	2.4
2014-15	Demarco Cox	31	28	0.9
2015-16	Ben Lammers	36	47	1.3
2016-17	Ben Lammers	37	125	3.4
2017-18	Ben Lammers	32	78	2.4
2018-19	James Banks III	31	78	2.5
2019-20	James Banks III	31	76	2.5
2020-21	Moses Wright	26	41	1.6
2021-22	Rodney Howard	27	20	0.7
2022-23	Ja'von Franklin	32	52	1.6
2023-24	Tafara Gapare	29	33	1.1

Steals

Season	Player	G	No	Avg
1976-77	Ray Schnitzer	28	45	1.6
1977-78	Sammy Drummer	27	39	1.4
	Billy Smith	27	39	1.4
1978-79	Sammy Drummer	26	51	2.0
1979-80	Lenny Horton	26	36	1.4
1980-81	George Thomas	21	42	2.0
1981-82	Brook Steppe	25	26	1.0
1982-83	George Thomas	27	60	2.2
1983-84	Mark Price	29	55	1.9
1984-85	Mark Price	35	66	1.9
1985-86	Mark Price	34	64	1.9
1986-87	Bruce Dalrymple	28	51	1.8
1987-88	Craig Neal	32	56	1.8
1988-89	Dennis Scott	32	45	1.4
1989-90	Kenny Anderson	35	79	2.6
1990-91	Kenny Anderson	30	89	3.0
1991-92	Jon Barry	35	71	2.0
1992-93	Travis Best	30	51	1.7
1993-94	Travis Best	29	58	2.0
1994-95	Travis Best	30	60	2.0
1995-96	Drew Barry	36	65	1.8
1996-97	Kevin Morris	27	43	1.6
1997-98	Dion Glover	33	47	1.4
1998-99	Tony Akins	31	44	1.4
1999-00	Tony Akins	30	35	1.2
2000-01	T.J. Vines	30	39	1.2
2001-02	Tony Akins	31	59	1.9
2002-03	Jarrett Jack	31	51	1.6
2003-04	Jarrett Jack	38	74	1.9
2004-05	Jarrett Jack	32	58	1.8
2005-06	Mario West	22	45	2.0
2006-07	Javaris Crittenton	32	65	2.0
2007-08	Jeremis Smith	32	45	1.4
2008-09	Iman Shumpert	31	64	2.1
2009-10	Iman Shumpert	30	58	1.9
2010-11	Iman Shumpert	31	85	2.7
2011-12	Glen Rice, Jr.	21	28	1.3
2012-13	Daniel Miller	31	27	0.9
2013-14	Daniel Miller	33	38	1.2
2014-15	Marcus Georges-Hunt	30	39	1.3
2015-16	Marcus Georges-Hunt	36	31	0.9
2016-17	Quinton Stephens	37	44	1.2
2017-18	Josh Okogie	24	42	1.8
2018-19	Jose Alvarado	31	56	1.8
2019-20	Jose Alvarado	24	53	2.2
2020-21	Jose Alvarado	26	74	2.8
2021-22	Jordan Usher	32	47	1.5
2022-23	Ja'von Franklin	32	46	1.4
2023-24	Miles Kelly	32	25	0.8

Most Double-Doubles in a Season - ACC Era

Malcolm Mackey (1991-92)	17
Malcolm Mackey (1992-93)	16
Matt Harpring (1997-98)	16
Charles Mitchell (2015-16)	16
Ben Lammers (2016-17)	16
Gani Lawal (2008-09)	15
Malcolm Mackey (1990-91)	13
Chris Bosh (2002-03)	13
Jason Collier (1999-2000)	12
Matt Harpring (1995-96)	11
Alvin Jones (1998-99)	11
Derrick Favors (2009-10)	11
Alvin Jones (2000-01)	10
Ja'von Franklin (2022-23)	10

Season Double-Doubles

Since 1953, eight Georgia Tech players have averaged double figures in points and rebounds for an entire season.

Player	Year	PPG	RPG
Alvin Jones	2001	13.4	10.4
Malcolm Mackey	1993	15.6	10.2
Malcolm Mackey	1991	15.3	10.7
Rich Yunkus	1971	25.5	11.1
Rich Yunkus	1970	30.1	12.0
Rich Yunkus	1969	24.1	11.0
Jim Caldwell	1965	17.4	13.8
Jim Caldwell	1964	14.0	14.0
Jim Caldwell	1963	13.7	10.9
Dave Denton	1958	12.0	10.9
Lenny Cohen	1957	13.4	11.1
Dick Lenholt	1955	10.0	10.6
Pete Silas	1953	17.0	13.7

Most Points by a Freshman

Kenny Anderson (1989-90)	722	35	games
Stephon Marbury (1995-96)	679	36	games
Josh Okogie (2016-17)	596	37	games
Mark Price** (1982-83)	568	28	games

Top Freshman Seasons (ppg)

Kenny Anderson** (1989-90)	20.6
Mark Price** (1982-83)	20.3
Stephon Marbury** (1995-96)	18.9
Dion Glover (1997-98)	18.4
Josh Okogie (2016-17)	16.

TEAM SEASON HIGHS

Most Points

1. 3096	1989-90
2. 2911	2003-04
3. 2888	1995-96
4. 2813	1991-92
5. 2637	2015-16
6. 2621	2009-10
7. 2614	1987-88
8. 2566	1988-89
9. 2553	1985-86
10. 2518	1997-98

Fewest Points

1. 1483	1979-80
2. 1503	1980-81
3. 1544	1981-82
4. 1626	1961-62
5. 1659	1955-56
6. 1671	1960-61
7. 1818	1957-58
8. 1841	1962-63
9. 1846	1967-68
10. 1850	1964-65

Highest Scoring Avg.

1. 88.5	1989-90
2. 82.8	1966-67
3. 82.5	1990-91
4. 81.7	1987-88
5. 81.6	1969-70
6. 80.4	1991-92
7. 80.3	1965-66
8. 80.22	1995-96
9. 80.19	1988-89
10. 80.0	1994-95

Lowest Scoring Avg.

1. 55.7	1980-81
2. 57.0	1979-80
3. 59.4	1981-82
4. 60.2	2011-12
5. 61.5	1996-97
6. 62.5	1961-62
7. 63.3	2014-15
8. 64.3	1960-61
9. 64.3	2012-13
10. 65.3	2018-19

Highest Scoring Margin

1. +12.2	1978-79
2. +11.6	1985-86
3. +9.5	1960-61
4. +9.4	2003-04
5. +9.2	2006-07
6. +9.0	1984-85
7. +7.69	1987-88
8. +7.66	1989-90
9. +7.4	2004-05
10. +7.1	2009-10

Most Field Goals

1. 1141	1989-90
2. 1056	1991-92
3. 1031	1995-96
4. 1029	2003-04
5. 1008	1985-86
6. 996	1987-88
7. 966	1970-71
8. 965	2015-16
9. 957	1988-89
10. 948	2009-10

Most Field Goal Attempts

1. 2302	1989-90
2. 2213	2003-04
3. 2183	1991-92
4. 2161	1995-96
5. 2150	2015-16
6. 2113	1970-71
7. 2079	2016-17
8. 2064	2009-10
9. 2019	2022-23
10. 2005	1997-98

Highest Field Goal Pct.

1. .546 (1008-1846)	1985-86
2. .529 (623-1178)	1981-82
3. .516 (943-1827)	1984-85
4. .511 (841-1647)	1969-70
5. .509 (792-1556)	1983-84
6. .503 (996-1981)	1987-88
7. .497 (794-1598)	1978-79
8. .4964 (957-1928)	1988-89
9. .4957 (1141-2302)	1989-90
10. .493 (905-1833)	1992-93

Lowest Field Goal Pct.

1. .348 (579-1645)	1955-56
2. .359 (683-1903)	1957-58
3. .362 (678-1874)	1956-57
4. .372 (612-1643)	1961-62
5. .3765 (605-1607)	1960-61
6. .3761 (689-1832)	1958-59
7. .396 (590-1489)	1996-97
8. .400 (775-1936)	1973-74
9. .405 (752-1855)	2010-11
10. .407 (731-1978)	1962-63

Most 3-Pt. Field Goals

1. 296	1995-96
2. 267	2003-04
3. 261	2001-02
4. 260	1989-90
5. 260	2000-01
6. 259	2022-23
7. 254	2023-24
8. 242	1999-00
9. 231	1997-98
10. 228	2021-22

Most 3-Pt. FG Attempts

1. 780	2023-24
2. 776	1995-96
3. 773	2022-23
4. 729	2003-04
5. 715	1997-98
6. 705	1999-00
7. 700	2000-01
8. 695	2001-02
9. 663	1998-99
10. 646	2021-22

Highest 3-Pt. FG Pct.

1. .427 (112-265)	1982-83
2. .423 (154-364)	1987-88
3. .403 (260-645)	1989-90
4. .386 (154-399)	2005-06
5. .385 (147-382)	1992-93
6. .381 (296-776)	1995-96
7. .377 (195-517)	1994-95
8. .376 (261-695)	2001-02
9. .375 (154-411)	1988-89
10. .372 (214-575)	2007-08

Lowest 3-Pt. FG Pct.

1. .267 (131-491)	2014-15
2. .290 (168-579)	1996-97
3. .299 (192-643)	2010-11
4. .307 (176-573)	2018-19
5. .312 (161-516)	2019-20
6. .312 (158-507)	2011-12
7. .315 (173-549)	2013-14
8. .318 (173-544)	2012-13
9. .318 (156-490)	2017-18
10. .323 (231-715)	1997-98
11. .323 (159-492)	2008-09

*3-pt line of 17ft-9in for 1982-83 season; no 3-pt shot from 1983-86; 19ft-9in from 1986-87 through 2007-08.; 20ft-9in since then.

Most Free Throws

1. 656	1956-57
2. 586	2003-04
3. 582	1970-71
4. 562	1984-85
5. 554	1989-90
6. 537	1985-86
7. 530	1995-96
8. 527	1959-60
9. 523	1997-98
10. 521	1969-70

Fewest Free Throws

1. 287	1980-81
2. 298	1981-82
3. 308	2011-12
4. 312	1996-97
312	2020-21
6. 318	2012-13
7. 321	2021-22
8. 332	2022-23
9. 337	1979-80
10. 350	1972-73

Most Free Throw Att.

1. 943	1956-57
2. 847	2003-04
3. 825	1970-71
4. 794	1984-85
5. 782	1989-90
6. 779	2009-10
7. 766	1991-92
766	1997-98
9. 754	1995-96
10. 749	1971-72

Fewest Free Throw Att.

1. 430	2020-21
2. 459	1981-82
3. 460	2021-22
4. 462	1979-80
5. 470	1980-81
6. 471	2011-12
7. 477	1996-97
477	2022-23
9. 479	1972-73
10. 501	2012-13

Highest Free Throw Pct.

1. .768 (434-565)	1976-77
2. .761 (404-531)	1967-68
3. .760 (396-521)	1986-87
4. .758 (496-654)	1988-89
5. .754 (386-512)	1977-78
6. .747 (395-529)	1978-79
7. .743 (521-701)	1969-70
8. .734 (379-516)	1962-63
9. .7320 (407-556)	1966-67
10. .7317 (461-630)	1960-61

Lowest Free Throw Pct.

1. .611 (287-470)	1980-81
2. .621 (412-663)	1988-89
3. .630 (419-665)	2008-09
4. .635 (318-501)	2012-13
5. .648 (363-560)	2014-15
6. .649 (298-459)	1981-82
7. .654 (312-477)	1996-97
8. .654 (308-471)	2011-12
9. .657 (512-779)	2009-10
10. .660 (402-609)	1961-62

Most Rebounds

1. 1432	1991-92
2. 1430	2009-10
3. 1422	2003-04
4. 1396	2015-16
5. 1346	1989-90
6. 1330	2016-17
7. 1318	1997-98
8. 1308	1970-71
1308	1995-96
10. 1299	1959-60

Highest Rebound Margin

1. +7.4	2015-16
2. +7.3	2014-15
3. +5.8	2006-07
4. +4.7	2009-10
5. +4.4	2005-06
6. +4.0	1962-63
7. +3.9	1976-77
8. +3.58	1974-75
9. +3.45	2002-03
+3.45	2011-12

Most Fouls

1. 795	2003-04
2. 721	2007-08
3. 674	1973-74
4. 670	2009-10
5. 669	2001-02
6. 665	2006-07
7. 648	2004-05
8. 645	2000-01
9. 643	2015-16
10. 639	2010-11

Fewest Fouls

1. 410	2020-21
2. 414	1957-58
3. 436	1996-97
4. 448	1981-82
5. 454	1968-69
6. 455	1955-56
7. 460	1993-94
8. 461	1992-93
9. 462	1962-63
10. 464	1959-60

Most Disqualifications

1. 29	1961-62
2. 28	1973-74
28	1982-83
4. 27	1955-56
27	1979-80
6. 26	1972-73
7. 24	1983-84
24	1989-90
9. 23	2019-20
10. 22	1980-81

Fewest Disqualifications

1. 4	2022-23
2. 5	2011-12
5	2016-17
4. 6	2020-21
5. 7	1960-61
7	2008-09
7. 8	1992-93
8	1994-95
8	1996-97
8	2002-03
8	2010-11
8	2014-15

Most Assists

1. 680	1987-88
2. 662	1991-92
3. 653	1985-86
4. 631	1988-89
5. 629	1989-90
6. 622	1995-96
7. 589	1997-98
8. 588	1992-93
9. 579	2003-04
10. 578	1984-85

Highest Assist Average

1. 21.3	1987-88
2. 19.7	1988-89
3. 19.6	1992-93
4. 19.2	1985-86
5. 18.9	1991-92
6. 18.1	1986-87
7. 18.0	1989-90
8. 17.9	1965-66
9. 17.6	1969-70
10. 17.3	1995-96
17.3	1993-94

Most Steals

1. 338	2003-04
2. 316	2006-07
3. 297	2010-11
4. 288	1995-96
288	2009-10
6. 269	2001-02
7. 265	2004-05
265	2007-08
9. 256	1991-92
256	2008-09

Balanced Scoring

Seasons in which five players averaged in double figures.

1991-92

Jon Barry	17.2
Malcolm Mackey	15.8
James Forrest	13.3
Travis Best	12.3
Matt Geiger	11.8

1985-86

Mark Price	17.4
John Salley	13.1
Tom Hammonds	12.2
Duane Ferrell	12.1
Bruce Dalrymple	10.8


1964-65

Jim Caldwell	17.4
R.D. Craddock	15.2
Pres Judy	10.7
Ron Scharf	10.5
Charles Kenney	10.5

Most Blocked Shots

1. 221	2016-17
2. 209	1997-98
3. 190	2009-10
4. 180	1991-92
5. 172	2003-04
6. 171	1998-99
171	2017-18
8. 164	2002-03
9. 162	2004-05
10. 154	2008-09

TEAM SEASON HIGHS - OPPONENTS



LETHAL WEAPON 3 - TECH'S HIGHEST SCORING TEAM EVER (1989-90)
FEATURED DENNIS SCOTT (27.7 PPG), KENNY ANDERSON (20.6) AND BRIAN OLIVER (21.3).

Opponent Season Highs

Most points: 2,828 in 1989-90
Highest scoring average: 85.3 in 1973-74 (2,218 in 26 games)
Fewest points: 1,558 in 1979-80
Lowest scoring average: 59.8 in 1959-60 (1,674 in 28 games)
Most field goals: 1,093 in 1989-90
Most field goals attempted: 2,394 in 1989-90
Highest field goal percentage: .499 in 1980-81
Lowest field goal percentage: .356 in 1959-60
Most 3-point field goals: 272 in 2016-17
Most 3-point field goals attempted: 824 in 2016-17
Highest 3-point field goal percentage: .381 in 1982-83
Lowest 3-point field goal percentage: .285 in 2019-20 (*Tech record*)
Most free throws: 609 in 2007-08
Fewest free throws: 295 in 1981-82
Most free throws attempted: 909 in 2003-04
Fewest free throws attempted: 427 in 1981-82
Highest free throw percentage: .740 in 1965-66
Lowest free throw percentage: .643 in 1997-98
Most rebounds: 1,418 in 2003-04
Most personal fouls: 759 in 2003-04
Most assists: 612 in 1989-90
Most blocked shots: 209 in 1997-98
Most steals: 308 in 1997-98

Most Points

1.	2,828	1989-90
2.	2,735	1995-96
3.	2,608	1991-92
4.	2,552	2003-04
5.	2,545	2015-16

Fewest Points

1.	1,558	1979-80
2.	1,579	1981-82
3.	1,662	1960-61
4.	1,667	1978-79
5.	1,674	1959-60

Highest Scoring Avg.

1.	85.3	1973-74
2.	84.4	1971-72
3.	83.3	1972-73
4.	82.5	1974-75
5.	80.8	1989-90

Lowest Scoring Avg.

1.	59.8	1959-60
2.	59.9	1979-80
3.	60.7	1981-82
4.	60.9	1984-85
5.	62.4	2012-13

Most Field Goals

1.	1,093	1989-90
2.	1,027	1995-96
3.	993	1991-92
4.	961	1987-88
5.	931	2015-16

Most Field Goal Att.

1.	2,394	1989-90
2.	2,368	1991-92
3.	2,276	1995-96
4.	2,231	2016-17
5.	2,228	2003-04

Highest Field Goal Pct.

1.	.499	(778-1558)	1980-81
2.	.495	(735-1484)	1977-78
3.	.494	(549-1112)	1979-80
4.	.491	(847-1725)	1973-74
5.	.485	(768-1582)	1975-76

Lowest Field Goal Pct.

1.	.356	(624-1753)	1959-60
2.	.365	(618-1693)	1955-56
3.	.367	(682-1858)	1956-57
4.	.381	(679-1781)	1957-58
5.	.384	(818-2129)	2009-10

3-Point Field Goals

1.	272	2016-17
2.	255	1995-96
3.	254	2023-24
4.	240	2009-10
5.	239	2001-02

3-Point Field Goal Att.

1.	824	2016-17
2.	779	2023-24
3.	762	2009-10
4.	733	2003-04
5.	718	2021-22

Highest 3-Pt. FG Pct.

1.	.381	(106-278)	*1982-83
2.	.3794	(96-253)	1986-87
3.	.3791	(196-517)	2010-11
4.	.374	(216-577)	1989-90
5.	.369	(178-482)	1999-00

*3-pt line of 17ft-9in for 1982-83 season; no 3-pt shot from 1983-86; 19ft-9in from 1986-87 through 2007-08.; 20ft-9in since then.

Lowest 3-Pt. FG Pct.

1.	.2847	(168-590)	2019-20
2.	.2974	(218-733)	2003-04
3.	.2977	(207-697)	2018-19
4.	.2997	(107-357)	1987-88
5.	.3011	(206-684)	2022-23
5.	.3147	(224-718)	2021-22

Most Free Throws

1.	609	2007-08
2.	604	2003-04
3.	600	1971-72
4.	548	1965-66
5.	541	1957-58

Fewest Free Throws

1.	295	1981-82
2.	296	2020-21
3.	299	1975-76
4.	310	1977-78
5.	314	1996-97

Most Free Throw Att.

1.	909	2003-04
2.	867	2007-08
3.	828	1971-72
4.	779	1957-58
5.	777	2000-01

Fewest Free Throw Att.

1.	420	2020-21
2.	427	1981-82
3.	439	1975-76
4.	460	1977-78
5.	479	1996-97

Highest Free Throw Pct.

1.	.740	(548-741)	1965-66
2.	.739	(461-524)	2023-24
3.	.733	(481-656)	1966-67
4.	.725	(600-828)	1971-72
5.	.722	(459-636)	1967-68

Lowest Free Throw Pct.

1.	.643	(382-594)	1997-98
2.	.646	(426-659)	1995-96
3.	.647	(442-683)	1991-92
4.	.654	(428-654)	1963-64
5.	.656	(318-485)	1993-94

Most Rebounds

1.	1,418	2003-04
2.	1,343	2016-17
3.	1,340	1989-90
4.	1,336	1991-92
5.	1,315	1995-96

Most Assists

1.	612	1989-90
2.	602	1987-88
3.	601	1995-96
4.	580	1991-92
5.	552	1988-89

Most Steals

1.	308	1997-98
2.	303	1991-92
3.	293	1998-99
4.	292	1995-96
5.	284	2009-10

Most Blocked Shots

1.	209	1997-98
2.	180	1991-92
3.	172	2003-04
4.	171	1998-99
5.	164	2002-03

Most Fouls

1.	759	2003-04
2.	712	1984-85
3.	686	1989-90
4.	687	2009-10
5.	676	1985-86

ANNUAL TEAM TOTALS (SINCE 1955-56)

Georgia Tech • All Games

Year	G	W-L	Home	Away	Neutral	FG	FGA	Pct	3P	3PA	Pct	FT	FTA	Pct	OR	DR	Reb	Avg	PF	Dq	A	Avg.	TO	Avg.	Bl	Avg.	St	Avg.	Pts	Avg
2023-24	32	14-18	8-7	4-9	2-2	810	1924	.421	254	780	.326	398	561	.709	367	852	1219	38.1	527	9	425	13.3	393	12.3	128	4.0	140	4.4	2272	71
2022-23	33	15-18	11-6	3-9	1-3	855	2019	.423	259	773	.335	332	477	.696	349	806	1155	35.0	524	4	463	14.0	349	10.6	134	4.1	197	6.0	2301	69.7
2021-22	32	12-20	9-9	3-8	0-3	823	1866	.441	228	646	.353	321	460	.698	284	804	1088	34.0	576	18	438	13.7	419	13.1	82	2.6	249	7.8	2195	68.6
2020-21	26	17-9	10-3	4-5	3-1	722	1513	.477	192	551	.348	312	430	.726	205	582	787	30.3	410	6	412	15.8	290	11.2	90	3.5	236	9.1	1948	74.9
2019-20	31	17-14	10-6	6-7	1-1	781	1727	.452	161	516	.312	403	595	.677	301	826	1127	36.4	591	23	425	13.7	503	16.2	142	4.6	220	7.1	2126	68.6
2018-19	32	14-18	11-7	3-9	0-2	755	1714	.440	176	573	.307	405	588	.689	262	809	1071	33.5	560	14	433	13.5	459	14.3	166	5.2	221	6.9	2091	65.3
2017-18	32	13-19	12-7	1-10	0-2	753	1770	.425	156	490	.318	439	616	.713	334	750	1084	33.9	533	15	409	12.8	411	12.8	171	5.3	221	6.9	2101	65.7
2016-17	37	21-16	17-4	3-10	1-2	910	2079	.438	171	516	.331	505	740	.682	356	974	1330	35.0	591	5	570	15.4	494	13.4	221	6.0	245	6.6	2496	67.5
2015-16	36	21-15	14-5	5-8	2-2	965	2150	.449	213	597	.357	492	681	.722	469	927	1396	38.8	643	10	487	13.5	403	11.2	151	4.2	158	4.4	2637	73.2
2014-15	31	12-19	8-8	2-9	2-2	734	1800	.408	131	491	.267	363	560	.648	444	743	1187	38.3	516	8	362	11.7	394	12.7	104	3.4	177	5.7	1962	63.3
2013-14	33	16-17	10-7	5-7	1-3	796	1847	.431	173	549	.315	435	636	.684	373	814	1187	36.0	586	12	434	13.1	399	12.1	140	4.2	171	5.2	2200	66.7
2012-13	31	16-15	11-6	3-7	2-2	751	1791	.426	173	544	.318	318	501	.635	366	789	1155	37.3	517	9	394	12.7	399	12.9	129	4.2	182	5.9	1993	64.3
2011-12	31	11-20	7-8	3-9	1-3	700	1639	.427	158	507	.312	308	471	.654	340	747	1087	35.1	513	5	340	11.0	448	14.4	152	4.8	161	5.2	1866	60.2
2010-11	31	13-18	10-6	1-10	2-2	752	1855	.405	192	643	.299	406	589	.689	394	707	1101	35.5	639	8	408	13.2	481	15.5	126	4.1	297	9.6	2102	67.8
2009-10	36	23-13	14-2	3-8	6-3	948	2064	.459	213	587	.363	512	779	.657	477	953	1430	39.7	670	10	508	14.1	591	16.4	190	5.1	288	8.0	2621	72.8
2008-09	31	12-19	9-8	2-10	1-1	815	1868	.436	159	492	.323	419	665	.630	404	807	1211	39.1	608	7	462	14.9	522	16.8	154	5.0	256	8.3	2208	71.2
2007-08	32	15-17	6-7	6-8	3-2	883	1873	.471	214	575	.372	502	717	.700	371	716	1087	34.0	721	15	480	15.0	490	15.3	112	3.5	265	8.3	2482	77.6
2006-07	32	20-12	17-1	1-8	2-3	935	1909	.490	201	540	.372	444	652	.681	445	721	1166	36.4	665	14	491	15.3	503	15.7	114	3.6	316	9.9	2515	78.6
2005-06	28	11-17	10-5	0-10	1-2	739	1608	.460	154	399	.386	380	570	.667	374	668	1042	37.2	609	18	411	14.7	499	17.8	116	4.1	244	8.7	2012	71.9
2004-05	32	20-12	13-3	4-6	3-3	849	1877	.452	190	570	.333	483	699	.691	400	848	1248	39.0	648	10	471	14.7	483	15.1	162	5.1	265	8.3	2371	74.1
2003-04	38	28-10	13-3	7-5	8-2	1029	2213	.465	267	729	.366	586	847	.692	429	953	1422	37.4	795	20	579	15.2	578	15.2	172	4.5	338	8.9	2911	76.6
2002-03	31	16-15	13-2	2-11	1-1	836	1857	.450	178	506	.352	447	656	.681	428	760	1188	38.3	582	8	484	15.6	469	15.1	164	5.3	243	7.8	2297	74.1
2001-02	31	15-16	9-7	4-6	2-3	834	1937	.431	261	695	.376	441	637	.692	439	745	1184	38.2	669	12	481	15.5	478	15.4	101	3.3	269	8.7	2370	76.5
2000-01	30	17-13	12-3	2-8	3-2	776	1822	.426	260	700	.371	457	662	.690	345	780	1125	37.5	645	20	488	16.3	474	15.8	136	4.5	238	7.9	2269	75.6
1999-00	30	13-17	11-5	0-9	2-3	725	1778	.408	242	705	.343	427	625	.683	410	757	1167	38.9	516	15	456	15.2	509	17.0	147	4.9	196	6.5	2119	70.6
1998-99	31	15-16	10-5	2-8	3-3	728	1772	.411	219	663	.330	412	663	.621	385	760	1145	36.9	508	15	423	13.6	536	17.3	171	5.5	190	5.8	2087	67.3
1997-98	33	19-14	12-6	4-7	3-1	882	2005	.440	231	515	.323	523	766	.683	483	835	1318	39.9	525	17	502	15.2	589	17.8	209	6.3	253	7.7	2518	76.3
1996-97	27	9-18	8-6	0-9	1-3	590	1489	.396	168	779	.290	312	477	.654	419	560	979	36.3	436	8	325	12.0	438	16.1	107	4.0	168	6.2	1660	61.5
1995-96	36	24-12	11-1	6-5	7-6	1031	2161	.477	296	776	.381	530	754	.703	456	852	1308	36.3	606	20	622	17.3	533	14.8	130	3.6	288	8.0	2888	80.2
1994-95	30	18-12	14-3	2-6	2-3	883	1879	.470	195	517	.377	439	610	.720	403	658	1062	35.4	457	8	531	17.7	399	13.3	115	3.8	252	8.4	2400	80.0
1993-94	29	16-13	11-3	2-7	3-3	807	1793	.450	187	525	.356	399	572	.698	405	694	1099	37.9	459	10	501	17.3	421	14.5	96	3.3	217	7.5	2200	75.9
1992-93	30	19-11	9-5	6-5	4-1	905	1833	.494	147	382	.385	374	547	.684	405	771	1130	39.2	461	8	588	19.6	485	16.1	151	5.0	191	6.4	2331	77.7
1991-92	35	23-12	13-3	4-5	6-4	1056	2183	.484	118	512	.367	513	766	.670	483	949	1432	40.9	611	12	662	18.9	-	-	180	5.1	256	7.3	2813	80.4
1990-91	30	17-13	9-3	2-7	6-3	944	1995	.473	183	504	.363	403	603	.668	392	750	1255	41.8	490	13	497	16.6	-	-	129	4.3	215	7.2	2474	82.5
1989-90	35	28-7	11-2	5-4	12-1	1141	2302	.496	260	645	.403	554	782	.708	-	-	1346	38.5	596	26	629	18.0	-	-	130	3.7	249	7.1	3096	88.5
1988-89	32	20-12	13-2	4-6	3-4	957	1928	.496	154	411	.375	496	654	.758	-	-	1184	37.0	573	16	631	19.7	-	-	73	2.3	178	5.6	2566	80.2
1987-88	32	22-10	13-3	5-5	4-2	996	1981	.503	154	364	.423	468	649	.721	-	-	1129	35.3	522	13	680	21.3	-	-	92	2.9	237	7.4	2614	81.7
1986-87	29	16-13	7-2	4-8	5-3	798	1633	.489	59	162	.364	396	521	.760	-	-	977	33.7	514	17	525	18.1	-	-	85	2.9	176	6.1	2051	70.7
1985-86	34	27-7	10-2	7-2	10-3	1008	1846	.546	-	-	-	537	738	.728	-	-	1115	32.8	559	13	653	19.2	-	-	124	3.6	238	7.0	2553	75.1
1984-85	35	27-8	13-2	5-4	9-2	943	1827	.516	-	-	-	562	794	.708	-	-	1168	33.3	558	11	578	16.5	-	-	120	3.4	232	6.6	2448	69.9
1983-84	29	18-11	13-2	1-7	4-2	792	1556	.509	-	-	-	439	622	.706	-	-	957	33.0	549	24	477	16.4	-	-	106	3.7	196	6.8	2023	69.8
1982-83	28	13-15	12-3	0-9	1-3	725	1603	.452	112	265	.427	447	640	.698	-	-	986	35.2	618	28	365	13.0	-	-	96	3.4	198	7.1	2009	71.8
1981-82	26	10-16	8-5	2-7	0-4	623	1178	.529	-	-	-	298	459	.649	-	-	718	27.6	448	11	293	12.7	-	-	37	1.4	118	4.5	1544	59.4
1980-81	27	4-23	4-12	0-8	0-3	607	1389	.437	-	-	-	287	470	.611	-	-	893	33.1	543	22	243	9.0	-	-	45	1.7	123	4.6	1503	55.7
1979-80	26	8-18	7-7	0-9	1-2	573	1169	.490	-	-	-	337	462	.729	-	-	712	27.4	583	27	299	11.5	-	-	27	1.0	152	5.8	1483	57.0
1978-79	26	17-9	13-1	3-8	1-0	794	1598	.497	-	-	-	395	529	.747	-	-	905	34.8	517	17	258	9.9	-	-	35	1.3	198	7.6	1983	76.3

ANNUAL TEAM TOTALS (SINCE 1955-56)

Opponents • All Games

Year	G	W-L	Att.	Dates	Avg.	FG	FGA	Pct	3P	3PA	Pct	FT	FTA	Pct	OR	DR	Reb	Avg	PF	Dq	A	Avg.	TO	Avg.	Bl	Avg.	St	Avg.	Pts	Avg
2023-24	32	18-14	74912	15	4994	846	1976	.428	254	779	.326	461	624	.739	339	794	1133	35.4	520	9	431	15.5	283	8.8	103	3.2	221	6.9	2407	75.2
2022-23	33	18-15	80125	17	4713	856	1943	.441	206	684	.301	417	586	.712	351	860	1211	36.7	500	7	481	14.6	362	11.0	118	3.6	181	5.5	2335	70.8
2021-22	32	20-12	86234	18	4791	807	1850	.436	226	718	.315	424	590	.719	313	818	1131	35.3	467	8	477	14.9	422	13.2	104	3.3	212	6.6	2264	70.8
2020-21	26	9-17	15600	13	1200	668	1455	.459	189	513	.368	296	420	.705	254	836	890	34.2	394	12	368	14.2	409	15.7	73	2.8	141	5.4	1821	70.0
2019-20	31	14-17	90260	16	5641	719	1800	.399	168	590	.285	453	637	.711	327	723	1050	33.9	560	15	372	12.0	430	13.9	112	3.6	240	7.7	2059	66.4
2018-19	32	14-18	107003	18	5945	740	1847	.401	207	697	.297	443	643	.689	375	777	1152	36.0	555	8	452	14.1	409	12.8	108	3.4	225	7	2130	66.6
2017-18	32	13-19	123843	19	6518	768	1791	.429	227	599	.379	407	569	.715	331	751	1082	33.8	547	12	457	14.2	403	12.6	104	3.3	203	6.3	2172	67.9
2016-17	37	21-16	126718	21	6034	887	2231	.398	272	824	.330	426	608	.330	430	913	1343	36.3	662	12	490	13.2	484	13.1	145	3.9	252	6.8	2472	66.8
2015-16	36	21-15	110804	19	5832	931	2108	.442	206	644	.320	477	667	.715	347	783	1130	31.4	638	16	436	12.1	353	9.8	98	2.7	169	4.7	2545	70.7
2014-15	31	12-19	99212	16	6201	723	1644	.440	172	540	.319	384	555	.692	384	555	962	31.0	539	8	393	11.7	363	11.7	122	3.9	202	6.5	2002	64.6
2013-14	33	16-17	111926	17	6584	761	1815	.419	197	594	.332	485	688	.705	328	769	1097	33.2	576	10	399	12.1	334	10.1	121	3.7	205	6.2	2204	66.8
2012-13	31	16-15	125200	17	7365	687	1715	.401	182	563	.323	377	566	.666	312	757	1069	34.5	480	6	383	12.4	391	12.6	131	4.2	191	6.2	1933	62.4
2011-12	31	11-20	73933	15	4929	669	1658	.403	199	573	.347	403	560	.720	306	674	980	31.6	490	11	376	12.1	347	11.2	103	3.3	211	6.8	1940	62.6
2010-11	31	13-18	97523	16	6095	701	1592	.440	196	517	.379	481	719	.669	290	781	1071	34.5	663	7	394	12.7	514	16.6	83	2.7	200	6.5	2079	67.1
2009-10	36	23-13	127669	16	7979	818	2129	.384	240	692	.315	489	734	.666	482	777	1259	35.0	587	14	472	13.1	547	15.2	113	3.1	284	7.9	2365	65.7
2008-09	31	12-19	127101	17	7477	769	1848	.416	201	620	.324	477	703	.679	384	759	1143	36.9	591	11	428	13.8	503	16.2	85	2.7	269	8.4	2216	71.5
2007-08	32	15-17	119483	13	9191	804	1780	.452	215	636	.338	609	867	.702	394	717	1111	34.7	675	21	441	13.8	520	16.3	108	3.4	243	7.6	2432	76.0
2006-07	32	20-12	156247	17	9191	746	1702	.438	200	605	.331	530	753	.704	351	631	982	30.7	616	18	450	14.1	503	15.7	97	3.0	224	7	2222	69.4
2005-06	28	11-17	137685	15	9191	685	1555	.441	166	483	.344	483	704	.686	325	593	918	32.8	525	12	444	15.9	432	15.4	74	2.6	241	8.6	2019	72.1
2004-05	32	20-12	137685	15	9191	735	1882	.391	202	641	.315	461	700	.659	418	752	1170	36.6	651	11	402	12.6	483	15.1	128	4.0	226	7.1	2133	66.7
2003-04	38	28-10	145210	16	9076	865	2228	.388	218	733	.297	604	909	.664	522	896	1418	37.3	759	18	468	12.3	640	16.8	124	3.3	267	7	2552	67.2
2002-03	31	16-15	128481	15	8565	777	1830	.425	204	567	.360	407	591	.689	378	703	1081	34.9	597	16	469	15.1	462	14.9	131	4.2	241	7.8	2165	69.8
2001-02	31	15-16	113498	17	6676	804	1792	.449	239	672	.356	529	759	.697	375	756	1131	36.5	574	9	512	16.5	500	16.1	97	3.1	237	7.6	2376	76.6
2000-01	30	17-13	138691	17	8158	740	1816	.407	175	552	.317	532	777	.685	406	793	1199	40.0	605	23	434	14.5	483	16.1	109	3.6	200	6.7	2187	72.9
1999-00	30	13-17	105253	16	6578	782	1842	.425	178	482	.369	400	574	.697	377	723	1100	36.7	609	22	460	15.3	427	14.2	70	2.3	255	8.5	2142	71.4
1998-99	31	15-16	109486	14	7820	850	1982	.429	177	520	.340	361	524	.689	432	790	1222	39.4	613	24	499	16.1	466	15.0	112	3.6	293	9.5	2238	72.2
1997-98	33	19-14	126791	18	7044	899	2193	.410	202	599	.337	382	594	.643	543	733	1276	38.7	664	17	497	15.1	524	15.9	98	3.0	308	9.3	2382	72.2
1996-97	27	9-18	146996	15	9800	642	1459	.440	139	409	.340	314	479	.656	344	572	916	33.9	469	10	364	13.7	378	14.0	66	2.4	223	8.3	1737	64.3
1995-96	36	24-12	154615	14	11044	1027	2276	.451	255	693	.368	426	659	.646	530	785	1315	36.5	657	12	601	16.7	530	14.7	121	3.4	292	8.1	2735	76.0
1994-95	30	18-12	166415	16	10400	829	1838	.451	195	517	.367	359	505	.711	414	684	1098	36.6	549	14	492	16.4	501	16.7	102	3.4	198	6.6	2130	73.4
1993-94	29	16-13	134165	14	9582	814	1897	.429	184	510	.361	318	485	.656	477	672	1149	39.6	495	9	455	15.7	424	14.6	83	2.9	218	7.5	2224	74.1
1992-93	30	19-11	154806	15	10320	863	2017	.428	169	530	.319	362	525	.690	475	620	1049	36.5	485	11	488	16.3	398	13.3	99	3.3	263	8.8	2257	75.2
1991-92	35	23-12	141272	16	8830	993	2368	.419	172	524	.328	442	683	.647	555	781	1336	38.2	666	19	580	16.6	-	-	115	3.3	303	8.7	2608	74.5
1990-91	30	17-13	122752	13	9442	864	2051	.421	181	497	.364	401	562	.714	458	724	1182	39.4	538	9	494	16.5	-	-	108	3.6	228	7.6	2310	77.0
1989-90	35	28-7	116087	13	8930	1093	2394	.457	216	577	.374	426	608	.701	-	-	1340	38.3	686	23	612	17.5	-	-	104	3.0	214	6.1	2828	80.8
1988-89	32	20-12	148257	17	8721	911	1999	.456	139	407	.342	413	612	.675	-	-	1077	33.7	596	15	552	17.3	-	-	64	2.0	203	6.3	2374	74.2
1987-88	32	22-10	139909	18	7713	961	2085	.461	107	357	.300	338	503	.672	-	-	1157	36.2	588	14	602	18.8	-	-	63	2.0	226	7.1	2368	74.0
1986-87	29	16-13	-	-	-	759	1629	.466	96	253	.379	372	542	.686	-	-	909	31.3	531	14	473	16.3	-	-	64	2.2	232	8	1986	68.5
1985-86	34	27-7	-	-	-	885	1971	.449	-	-	-	392	555	.706	-	-	1031	30.3	676	18	490	14.4	-	-	63	1.9	236	6.9	2162	63.5
1984-85	35	27-8	-	-	-	885	1998	.443	-	-	-	362	509	.711	-	-	1048	29.9	712	30	484	13.8	-	-	74	2.1	251	7.2	2132	60.9
1983-84	29	18-11	-	-	-	751	1681	.447	-	-	-	369	521	.708	-	-	931	32.1	564	16	417	14.4	-	-	75	2.6	176	6.1	1871	64.5
1982-83	28	13-15	-	-	-	736	1587	.464	106	278	.381	471	685	.688	-	-	1011	36.1	649	23	327	11.7	-	-	84	3.0	188	6.7	2049	73.2
1981-82	26	10-16	-	-	-	641	1333	.481	-	-	-	295	427	.691	-	-	696	26.8	441	8	278	10.7	-	-	77	3.0	148	5.7	1579	60.7
1980-81	27	4-23	-	-	-	778	1558	.499	-	-	-	374	549	.681	-	-	897	33.2	503	8	346	12.8	-	-	67	2.5	200	7.4	1930	71.5
1979-80	26	8-18	-	-	-	549	1112	.494	-	-	-	460	644	.714	-	-	668	25.7	468	18	241	9.3	-	-	49	1.9	177	6.8	1558	59.9
1978-79	26	17-9	-	-	-	653	1427	.458	-	-	-	361	508	.711	-	-	864	33.2	489	9	328	12.6	-	-	43	1.7	126	4.8	1667	64.1
1977-7																														

ANNUAL TEAM TOTALS (ACC GAMES ONLY)

Georgia Tech • ACC Games

Year	G	W-L	Home	Away	Neutral	FG	FGA	Pct	3P	3PA	Pct	FT	FTA	Pct	OR	DR	Reb	Avg	PF	Dq	A	Avg.	TO	Avg.	Bl	Avg.	St	Avg.	Pts	Avg
2023-24	20	7-13	4-6	3-7	0-1	502	1177	.427	173	495	.349	227	309	.735	195	529	724	36.2	322	7	269	13.5	240	12.0	77	3.9	78	3.9	1404	70.2
2022-23	20	6-14	4-6	2-8	1-1	496	1201	.413	172	505	.341	171	251	.681	190	477	667	33.4	322	2	279	14.0	225	11.3	75	3.8	105	5.3	1335	66.8
2021-22	20	5-15	3-7	2-8	0-1	497	1162	.428	138	425	.325	187	267	.700	161	470	631	31.6	360	13	264	13.2	255	12.8	53	2.7	161	8.1	1319	66.0
2020-21	17	11-6	8-1	3-5	2-0	459	952	.482	128	356	.360	174	240	.725	112	269	481	28.3	252	2	270	15.9	189	11.1	61	3.6	153	9.0	1220	71.8
2019-20	20	11-9	6-4	5-5	0-0	510	1105	.462	110	323	.341	267	387	.690	202	512	714	35.7	389	16	296	14.8	321	16.1	80	4.0	140	7.0	1397	69.9
2018-19	18	6-12	4-5	2-7	0-1	397	931	.426	94	307	.306	205	306	.670	140	443	583	32.4	293	6	224	12.4	263	14.6	93	5.2	117	6.5	1093	60.7
2017-18	18	6-12	5-4	1-8	0-1	425	1015	.419	87	279	.312	207	297	.697	189	409	598	33.2	295	10	229	12.7	229	12.7	96	5.3	120	6.7	1144	63.6
2016-17	18	8-10	7-2	1-8	0-1	432	995	.434	79	256	.309	229	328	.698	150	472	622	34.6	293	4	273	15.2	240	13.3	97	5.4	117	6.5	1172	65.1
2015-16	18	8-10	5-4	3-6	1-1	462	1062	.435	96	285	.337	245	340	.721	223	446	669	37.2	330	5	227	12.6	203	11.3	77	4.3	79	4.4	1267	70.4
2014-15	18	3-15	2-7	1-8	0-1	410	1042	.393	81	274	.296	194	298	.651	176	298	670	37.2	288	3	206	11.4	228	12.7	58	3.2	109	6.1	1095	60.8
2013-14	18	6-12	3-6	3-6	1-1	413	967	.427	99	297	.333	201	302	.666	177	406	583	32.4	308	8	221	12.3	207	11.5	69	3.8	80	4.4	1126	62.6
2012-13	18	6-12	3-6	3-6	0-1	428	1036	.413	102	311	.328	172	271	.635	172	271	644	35.8	317	7	215	11.9	243	13.5	72	4.0	100	5.6	1130	62.8
2011-12	16	4-12	3-5	1-7	0-1	347	846	.410	91	272	.335	152	230	.661	175	351	526	32.9	266	2	170	10.6	216	13.5	63	3.9	86	5.4	937	58.6
2010-11	16	5-11	4-4	1-7	0-1	393	960	.409	106	334	.317	182	276	.659	209	343	552	34.5	341	4	220	13.8	224	14.0	59	3.7	153	9.6	1074	67.1
2009-10	16	7-9	6-2	1-7	3-1	415	956	.434	106	277	.383	196	317	.618	230	395	625	39.1	316	5	212	13.3	250	15.6	96	6.0	123	7.7	1132	70.8
2008-09	16	2-14	2-6	0-8	1-1	397	955	.416	99	288	.344	200	307	.651	200	307	595	37.2	334	6	226	14.1	280	17.5	89	5.6	130	8.1	1093	68.3
2007-08	16	7-9	3-5	4-4	1-1	438	931	.470	99	279	.355	263	388	.692	184	352	536	33.5	348	9	222	13.9	252	15.8	66	4.1	138	8.6	1238	77.4
2006-07	16	8-8	7-1	1-7	0-1	434	910	.477	88	256	.344	209	299	.699	205	318	523	32.7	343	9	223	13.9	242	15.1	50	3.1	144	9.0	1165	72.8
2005-06	16	4-12	4-4	0-8	0-1	411	896	.459	96	232	.414	203	299	.679	202	360	562	35.1	364	12	229	14.3	290	18.1	59	3.7	125	7.8	1121	70.1
2004-05	16	8-8	5-3	3-5	2-1	417	933	.447	82	272	.301	248	352	.705	194	403	597	37.3	342	7	225	14.1	249	15.6	72	4.5	132	8.3	1164	72.8
2003-04	16	9-7	5-3	4-4	1-1	405	903	.449	120	309	.388	280	392	.714	180	394	574	35.9	358	12	220	13.9	264	16.5	88	5.5	135	8.4	1210	75.6
2002-03	16	7-9	6-2	1-7	0-1	421	944	.446	81	249	.325	250	340	.735	198	385	583	36.4	320	7	227	14.2	234	14.6	88	5.5	113	7.1	1173	73.3
2001-02	16	7-9	4-4	3-5	0-1	424	964	.440	142	368	.386	227	322	.705	186	366	552	34.5	360	10	245	15.3	241	15.1	56	3.5	144	9.0	1217	76.1
2000-01	16	8-8	6-3	2-5	1-1	391	949	.412	132	356	.371	264	374	.706	177	384	561	35.1	347	11	230	14.4	251	15.7	70	4.4	107	6.7	1178	73.6
1999-00	16	5-11	5-3	0-8	0-1	342	890	.384	119	344	.346	212	321	.660	202	391	593	37.1	280	10	203	12.7	278	17.4	73	4.6	98	6.1	1015	63.4
1998-99	16	6-10	4-4	2-6	0-1	381	907	.420	115	344	.334	213	336	.634	192	359	551	34.4	281	8	224	14.0	279	17.4	73	4.6	98	6.1	1090	68.1
1997-98	16	6-10	3-5	3-5	0-1	403	977	.412	114	354	.322	239	346	.691	244	368	612	38.3	252	8	218	13.6	267	16.7	80	5.0	117	7.3	1159	72.4
1996-97	16	3-13	3-5	0-8	0-1	343	883	.388	101	353	.286	175	262	.668	238	296	534	33.4	258	5	170	10.6	224	14.0	50	3.1	93	5.8	962	60.1
1995-96	16	13-3	8-0	5-3	2-1	443	924	.479	140	355	.394	265	367	.722	191	390	581	46.3	254	6	270	16.9	213	13.3	60	3.8	112	7.0	1291	80.7
1994-95	16	8-8	6-2	2-6	0-1	440	978	.450	102	278	.367	200	272	.735	202	334	537	33.6	241	3	252	15.8	205	12.8	42	2.6	101	6.3	1182	73.9
1993-94	16	7-9	5-3	2-6	0-1	447	962	.465	113	291	.388	222	316	.703	215	356	571	35.7	257	5	284	17.8	210	13.1	44	2.8	109	6.8	1229	76.8
1992-93	16	8-8	4-4	4-4	3-0	462	942	.490	84	201	.418	171	242	.707	193	404	597	37.3	245	2	297	18.6	255	15.9	70	4.4	98	6.1	1179	73.7
1991-92	16	8-8	5-3	3-5	1-1	476	1012	.470	87	248	.351	199	293	.679	233	408	641	40.1	280	7	282	17.6	-	-	72	4.5	102	6.4	1238	77.4
1990-91	14	6-8	4-3	2-5	0-1	420	913	.460	83	236	.352	177	252	.702	169	321	541	38.6	241	6	218	15.6	-	-	53	3.8	96	6.9	1100	78.6
1989-90	14	8-6	5-2	3-4	3-0	437	911	.480	80	209	.383	228	302	.755	-	-	532	38.0	253	13	245	17.5	-	-	52	3.7	102	7.3	1210	86.4
1988-89	14	8-6	6-1	2-5	0-1	402	829	.485	62	179	.346	193	266	.726	-	-	473	33.8	256	6	254	18.1	-	-	25	1.8	77	5.5	1063	75.9
1987-88	14	8-6	5-2	3-4	0-1	440	878	.501	64	165	.388	190	269	.706	-	-	493	35.2	215	3	291	20.8	-	-	28	2.0	78	5.6	1134	81.0
1986-87	14	7-7	4-3	3-4	0-1	380	756	.503	37	74	.500	200	260	.769	-	-	434	31.0	241	-	232	16.6	-	-	32	2.3	90	6.4	995	71.1
1985-86	14	11-3	6-1	5-2	2-1	384	724	.530	-	-	-	227	310	.732	-	-	437	31.2	229	-	257	18.4	-	-	56	4.0	80	5.7	995	71.1
1984-85	14	9-5	5-2	4-3	3-0	332	730	.454	-	-	-	188	276	.681	-	-	449	32.1	220	-	205	14.6	-	-	42	3.0	76	5.4	912	65.1
1983-84	14	6-8	5-2	1-6	0-1	367	784	.468	-	-	-	178	250	.712	-	-	418	29.9	298	-	224	16.0	-	-	38	2.7	94	5.2	912	65.1
1982-83	14	4-10	4-3	0-7	1-1	322	749	.430	-	-	-	208	288	.722	-	-	450	32.1	314	-	159	11.4	-	-	39	2.8	76	5.4	920	65.7

ANNUAL TEAM TOTALS (ACC GAMES ONLY)

Opponents • ACC Games

Year	G	W-L	Att.	Dates	Avg.	FG	FGA	Pct	3P	3PA	Pct	FT	FTA	Pct	OR	DR	Reb	Avg	PF	Dq	A	Avg.	TO	Avg.	Bl	Avg.	St	Avg.	Pts	Avg
2023-24	20	13-7	56086	10	5609	543	1238	.439	160	468	.342	292	383	.762	208	500	708	35.4	302	6	299	15	159	8.0	62	3.1	132	6.6	1538	76.9
2022-23	20	6-14	52413	10	5241	533	1155	.461	136	421	.323	264	342	.772	181	541	722	36.1	288	4	308	15.4	202	10.1	72	3.6	121	6.1	1466	73.3
2021-22	20	5-15	51251	10	5125	519	1142	.454	145	441	.329	279	370	.754	191	541	732	36.6	280	4	314	15.7	266	13.3	65	3.3	132	6.6	1462	73.1
2020-21	17	11-6	10800	9	1200	428	931	.460	112	314	.357	176	251	.701	162	412	574	33.8	236	7	239	14.1	259	15.2	47	2.8	99	5.8	1144	67.3
2019-20	20	11-9	61068	10	6107	476	1152	.413	112	384	.292	320	442	.724	215	441	656	32.8	351	13	247	12.4	254	12.7	82	4.1	159	8.0	1384	69.2
2018-19	18	6-12	61104	9	6789	438	1071	.409	131	434	.302	241	332	.726	227	447	674	37.4	296	4	276	15.3	203	11.3	69	3.8	126	7.0	1248	69.3
2017-18	18	6-12	70668	9	7852	443	1010	.439	123	316	.389	238	327	.728	192	434	626	34.8	296	7	257	14.3	211	11.7	60	3.3	122	6.8	1247	69.3
2016-17	18	8-10	64784	9	7198	437	1074	.407	142	407	.349	222	316	.703	195	461	656	36.4	295	4	232	12.9	214	11.9	76	4.2	128	7.1	1238	68.8
2015-16	18	8-10	62803	9	6978	461	1033	.446	90	291	.309	283	375	.755	177	413	590	32.8	319	9	225	12.5	171	9.5	48	2.7	89	4.9	1295	71.9
2014-15	18	3-15	59556	9	6617	441	978	.451	99	290	.341	205	302	.679	162	248	590	32.8	290	4	242	13.4	207	11.5	79	4.4	122	6.8	1186	65.9
2013-14	18	6-12	64103	9	7123	434	972	.447	102	295	.346	250	350	.714	173	423	596	33.1	282	4	220	12.2	164	9.1	61	3.4	100	5.6	1220	67.8
2012-13	18	6-12	68633	9	7626	431	1013	.425	101	307	.329	244	357	.683	183	451	634	35.2	260	2	215	11.9	243	13.5	89	4.9	126	7.0	1207	67.1
2011-12	16	4-12	49552	8	6194	358	828	.432	113	291	.388	219	295	.742	144	358	502	31.4	246	4	201	12.6	172	10.8	58	3.6	96	6.0	1048	65.5
2010-11	16	5-11	51921	8	6490	359	796	.451	96	235	.409	288	411	.701	151	398	549	34.3	274	1	194	12.1	260	16.3	48	3.0	110	6.9	1102	68.9
2009-10	16	7-9	69968	8	8746	398	963	.413	111	311	.357	239	370	.646	236	374	610	38.1	300	5	225	14.1	231	14.4	63	3.9	123	7.7	1146	71.6
2008-09	16	2-14	62308	8	9191	407	961	.424	109	326	.334	294	401	.733	205	413	618	38.6	283	5	232	14.5	250	15.6	43	2.7	143	8.9	1217	76.1
2007-08	16	7-9	73528	8	9191	423	935	.452	90	310	.290	305	424	.719	226	362	588	36.8	344	11	205	12.8	263	16.4	54	3.4	124	7.8	1241	77.6
2006-07	16	8-8	73528	8	9191	384	809	.475	94	273	.344	289	395	.732	161	314	475	29.7	294	9	225	14.1	251	15.7	51	3.2	112	7.0	1151	71.9
2005-06	16	4-12	73528	8	9191	402	887	.453	94	260	.362	291	424	.686	199	333	532	33.2	297	4	257	16.1	237	16.1	38	2.4	138	8.6	1189	74.3
2004-05	16	8-8	73528	8	9191	394	957	.412	110	333	.330	276	415	.665	228	378	606	37.9	337	3	212	13.3	230	14.4	71	4.4	126	7.9	1174	73.4
2003-04	16	9-7	73528	8	9191	390	957	.408	112	348	.322	283	417	.679	242	374	616	38.5	333	8	223	13.9	265	16.8	68	4.3	119	7.4	1175	73.4
2002-03	16	7-9	72217	8	9027	404	938	.431	99	277	.357	239	343	.697	196	369	565	35.3	318	8	226	14.1	227	14.2	70	4.4	120	7.5	1146	71.6
2001-02	16	7-9	48540	8	6068	418	914	.457	120	335	.358	290	417	.695	196	396	592	37.0	295	4	272	17.0	253	15.8	55	3.4	118	7.4	1246	77.9
2000-01	16	8-8	71952	8	8994	423	968	.437	104	310	.335	296	416	.712	210	434	644	40.2	326	11	249	15.6	249	15.6	68	4.3	106	6.6	1246	77.9
1999-00	16	5-11	62813	8	7852	407	945	.431	91	247	.368	225	319	.705	190	396	586	36.6	336	12	234	14.6	212	13.3	35	2.2	135	8.4	1130	70.6
1998-99	16	6-10	59748	8	7469	460	1020	.451	89	261	.341	208	293	.710	228	400	628	39.2	319	18	251	15.7	256	16.0	60	3.8	159	9.9	1217	76.1
1997-98	16	6-10	71530	8	8941	445	1003	.444	105	284	.370	199	308	.646	232	371	603	37.7	310	6	256	16.0	236	14.8	62	3.9	132	8.3	1194	74.6
1996-97	16	3-13	68777	8	8597	394	826	.477	85	223	.381	198	294	.673	183	343	526	32.9	274	7	227	14.2	205	12.8	45	2.8	116	7.3	1071	66.9
1995-96	16	13-3	84156	8	10520	449	1042	.431	117	323	.362	170	257	.661	252	333	585	36.6	294	7	259	16.2	205	12.8	57	3.6	111	6.9	1185	74.1
1994-95	16	8-8	77711	8	9714	437	936	.467	119	308	.386	192	259	.741	192	369	561	35.1	268	5	267	16.7	241	15.1	57	3.6	117	7.3	1185	74.1
1993-94	16	7-9	73504	8	9188	461	1030	.448	106	270	.393	190	279	.681	256	351	607	37.9	278	7	272	17.0	206	12.9	52	3.3	108	6.8	1218	76.1
1992-93	16	8-8	73980	8	9248	465	1064	.437	81	275	.295	186	290	.641	251	329	580	36.3	231	5	268	16.8	188	11.8	57	3.6	135	8.4	1197	74.8
1991-92	16	8-8	75959	8	9495	467	1052	.444	81	235	.345	206	329	.626	236	356	592	37.0	276	5	275	17.2	-	-	51	3.2	143	8.9	1223	76.4
1990-91	14	6-8	67576	7	9654	406	916	.443	84	221	.380	211	281	.751	188	343	531	37.9	237	3	251	17.9	-	-	60	4.3	100	7.1	1107	79.1
1989-90	14	8-6	67125	7	9589	427	936	.456	108	264	.409	208	281	.740	-	-	522	37.3	262	9	267	19.1	-	-	45	3.2	110	7.9	1142	81.6
1988-89	14	8-6	61666	7	8738	406	835	.486	58	167	.347	199	282	.706	-	-	481	34.4	253	8	254	18.1	-	-	29	2.1	89	6.4	1069	76.4
1987-88	14	8-6	65839	7	9406	450	946	.476	64	203	.315	139	191	.728	-	-	507	36.2	242	5	284	20.3	-	-	28	2.0	68	4.9	1103	78.8
1986-87	14	7-7	-	-	-	389	798	.487	60	157	.382	172	237	.726	-	-	414	29.6	259	-	203	14.5	-	-	32	2.3	126	9.0	1011	72.2
1985-86	14	11-3	-	-	-	382	834	.458	-	-	-	159	224	.710	-	-	433	30.9	275	-	207	14.8	-	-	34	2.4	89	6.4	923	65.9
1984-85	14	9-5	-	-	-	369	761	.485	-	-	-	152	206	.738	-	-	396	28.3	245	-	198	14.1	-	-	31	2.2	98	7.0	831	59.4
1983-84	14	6-8	-	-	-	368	764	.482	-	-	-	232	313	.741	-	-	479	34.2	253	-	219	15.6	-	-	43	3.1	79	5.6	968	69.1
1982-83	14	4-10	-	-	-	360	781	.461	-	-	-	250	355	.704	-	-	507	36.2	291	-	166	11.9	-	-	50	3.6	87	6.2	1032	73.7

SINGLE-GAME RECORDS

Tech • Team

Most points in a game: 135 vs. Loyola Marymount (GT 135-94), 12-22-1990
Most points in a game, both teams: 243 vs. Georgia State (GSU 123-120, 4ot), 1-25-2020; [regulation game - 229 vs. Loyola Marymount (GT 135-94), 12-22-1990]
Most points in a loss: 120 vs. Georgia State (GSU 123-120, 4 ot), 11-25-2020
Most points in a half: 82 vs. Loyola Marymount (2nd), 12-22-1990
Most points in first half: 65 vs. Wofford, 11-29-1982
Most points in a second half: 82 vs. Loyola Marymount, 12-22-1990
Most points in one OT period: 18 vs. NC State, 2-25-1996
Most points in all OT periods: 43 vs. Georgia State (4 ot), 11-25-2020
Fewest points: 3 vs. Vanderbilt (Vanderbilt 28, GT 3), 2-27-1920
Largest victory margin: 59 vs. USC-Aiken (GT 119, USC-Aiken 60), 11-25-1985
Largest defeat margin: 69 by Georgia (Georgia 78, GT 9), 1-22-1909
Most field goals: 52 vs. Furman, 2-8-1966; USC-Aiken, 11-25-1985
Most field goal attempts: 120 vs. Tampa, 1-2-1953
Highest field goal percentage: .729 (35-48) vs. Presbyterian, 11-30-1981
Lowest field goal percentage: .200 (13-65) vs. Arkansas, 11-30-1961
Most 3-point field goals: 18 (in 40 att.) at Syracuse, 2-28-2023
Most 3-point field goal attempts: 40 (made 18) at Syracuse, 2-28-2023
Highest 3-point field goal percentage: .778 (7-9) vs. Texas, 11-27-1991; vs. Maryland, 2-17-1988; vs. Louisville, 1-6-1988
Most free throws: 46 vs. Furman, 12-2-1972
Most free throw attempts: 59 vs. Georgia State (4ot), 11-25-2020 [regulation game - 56 vs. Furman, 12-22-1971]
Highest free throw percentage: 1.000 vs. Maryland (18-18), 2-2-1985
Lowest free throw percentage: .231 (3-13) vs. Virginia, 2-8-2014
Most rebounds: 77 vs. Baylor, 12-4-1958
Most personal fouls: 38 (2ot) vs. Wake Forest, 3-8-2007; 37 (regulation) vs. Yale, 12-28-1973
Most assists: 34 vs. Youngstown State, 12-29-1993
Most blocked shots: 16 vs. Southern, 11-14-2016
Most steals: 24 vs. Florida A&M, 11-26-1994
Fewest turnovers: 4 at Pittsburgh, 2-21-2023; Tulane, 11-9-2012; vs. LSU, 3-17-1990; Wake Forest, 2-13-1988

Tech • Individual

Most points: 50, Kenny Anderson vs. Loyola Marymount, 12-22-1990
Most field goals: 18, Kenny Anderson vs. Loyola Marymount, 12-22-1990; Rich Yunkus vs. Florida State, 1-24-1970; Yunkus vs. Georgia State, 2-17-1970; Pres Judy vs. Florida State, 2-25-1967
Most field goal attempts: 32, Dennis Scott vs. LSU, 3-17-1990; Sammy Drummer vs. DePaul, 1-2-1979
Highest field goal percentage (min. 10 attempts): 1.000 (10-10), Matt Geiger vs. Clemson, 3-8-1992
Most 3-point field goals: 11, Dennis Scott vs. Houston, 12-28-1988
Most 3-point field goal attempts: 19, Dennis Scott vs. Houston, 12-28-1988
Highest 3-point field goal percentage (min. 5 attempts): 1.000 (5-5), Tony Akins vs. Davidson, 12-19-2001
Most free throws: 19, Tom Hammonds vs. Iowa State, 3-18-88; Rich Yunkus vs. North Carolina, 2-14-1970
Most free throw attempts: 22, Kenny Anderson vs. Georgia, 12-19-1990; Moses Wright vs. Georgia State, 11-25-2020
Highest free throw percentage (most attempts): 1.000 (15-15), Roger Kaiser vs. Oklahoma City, 2-14-1959
Most rebounds: 26, Jim Caldwell vs. Georgia, 12-2-1963
Most assists: 19, Craig Neal vs. Duke, 12-28-1988
Most steals: 9, Jose Alvarado vs. NC State, 1-25-2020
Most blocked shots: 11, Alvin Jones vs. Winthrop, 11-24-1997

By Opponent • Team

Most points in a game: 123 by Georgia State (GSU 123-120, 4ot), 11-25-2020 [regulation game - 121 by UCLA (UCLA 121-90), 12-27-1969]
Most points in a Tech win: 108 by Clemson (GT 111-108), 1-24-2001; Florida State (GT 111-108, 2ot), 2-11-1999
Most points in a half: 67 by Illinois (1st), 11-23-2001
Most points in first half: 67 by Illinois, 11-23-2001
Most points in one OT period: 24 by Clemson, 2-5-1992
Most points in all OT periods: 46 by Georgia State (4ot), 11-25-2020
Fewest points: 6 by Auburn (GT 21-6), 2-27-1914
Most field goals: 49 by UCLA, 12-27-1969; NC State, 2-10-1973
Most field goal attempts: 103 by Loyola Marymount, 12-22-1990
Highest field goal percentage: .700 (28-40) by North Carolina, 1-23-1982
Lowest field goal percentage: .163 (13-80) by Kentucky, 1-2-1960
Most 3-point field goals: 16 by Duke (31 attempts), 1-4-2017
Most 3-point field goal attempts: 41 by NC State (made 12), 1-24-2004
Highest 3-point field goal percentage (min. 10 attempts): .786 (11-14) by Clemson, 1-12-2011
Most free throws: 41 by Maryland, 1-25-2006
Most free throw attempts: 52 by Rice, 12-16-1963
Lowest free throw percentage: .250 (4-16) by George Washington, 3-18-2005
Most rebounds: 68 by Tennessee, 1-24-1959
Most assists: 28 by Maryland, 2-16-2000
Most blocked shots: 13 by Duke, 2-5-2005
Most steals: 18 by Maryland, 2-21-1999

By Opponent • Individual

Most points: 48, Rodney Monroe of NC State, 1-13-1991
Most field goals: 18, Evers Burns of Maryland, 2-6-1993
Most field goals attempted: 37, Rodney Monroe of NC State, 1-13-1991
Most 3-point field goals: 10, Keke Hicks of Coastal Carolina, 11-28-1994
Most 3-point field goals attempted: 18, Keke Hicks of Coastal Carolina, 11-28-1994
Most free throws: 17, Garrison Brooks of North Carolina, 1-4-2020
Most free throws attempted: 19, Tony Windis of Wyoming, 12-22-1958; Tyler Hansbrough, North Carolina, 2-15-2006
Most rebounds: 26, Bob Lienhard of Georgia, 12-7-1967
Most assists: 15, Chris Corchiani of NC State, 2-20-1988; Ishmael Smith of Wake Forest, 3-8-2007
Most blocked shots: 8, Cedric Lewis of Maryland, 2-13-1991
Most steals: 9, Derrick Phelps of North Carolina, 2-2-1992

30-Point Games

50	Kenny Anderson vs. Loyola Marymount (12-22-1990)
47	Rich Yunkus vs. Furman (1-15-1970)
47	Rich Yunkus vs. North Carolina (2-14-1970)
42	Dennis Scott vs. Pittsburgh (12-4-1989)
42	Kenny Anderson vs. Howard (1-2-1991)
41	Rich Yunkus at Tulane (3-1-1969)
41	Rich Yunkus vs. Florida State (1-24-1970)
41	Kenny Anderson vs. Villanova (12-28-1990)
40	Pres Judy vs. Florida State (2-25-1967)
40	Rich Yunkus vs. Georgia State (2-17-1970)
40	Rich Yunkus at Georgia (12-4-1970)
40	Tom Hammonds vs. Georgia State (1-10-1989)
40	Dennis Scott vs. Minnesota (3-25-1990)
40	Kenny Anderson vs. Georgia (12-19-1990)
39	Pete Silas at Furman (1-31-1953)
39	Jim Wood vs. Georgia (3-5-1975)
39	Dennis Scott vs. Houston (12-28-1988)
38	Roger Kaiser at Kentucky (1-7-1961)
38	Rich Yunkus at UCLA (12-27-1969)
38	Josh Okogie vs. Tulane (11-26-2016)
37	Roger Kaiser vs. Georgia Southern (2-13-1960)
37	Pres Judy vs. NC State (1-14-1967)
37	Rich Yunkus at UTEP (12-20-1968)
37	Rich Yunkus at Florida State (2-21-1970)
37	Rich Yunkus vs. Georgia (2-3-1971)
37	Rich Yunkus vs. Auburn (1-14-1971)
37	Sammy Drummer vs. Campbell (2-26-1979)
37	Dennis Scott vs. North Carolina (2-1-1990)
37	Michael Devoe at Georgia (11-19-2021)
36	Phil Wagner vs. Tulane (1-6-1968)
36	Rich Yunkus vs. Jacksonville (2-26-1970)
36	Rich Yunkus vs. Auburn (1-17-1970)
36	Sammy Drummer at Memphis (1-16-1979)
36	Dennis Scott at Wake Forest (1-6-1990)
36	Dennis Scott at Duke (1-28-1990)
36	Dennis Scott vs. Maryland (2-13-1990)
36	Dennis Scott vs. East Tennessee State (3-15-1990)
36	James Forrest vs. Maryland (1-4-1994)
36	B.J. Elder vs. Clemson (1-27-2004)
36	Miles Kelly at Louisville (2/10/2024)
35	Jim Caldwell vs. Texas Tech (12-30-1964)
35	Rich Yunkus vs. Clemson (1-6-1971)
35	Sammy Drummer at Seton Hall (11-24-1978)
35	Brook Stepp vs. Virginia Tech (12-22-1979)
35	Brook Stepp vs. Duke (2-20-1982)
35	Will Bynum vs. North Carolina (3-12-2005)
35	Josh Okogie vs. Florida State (1-25-2017)
34	Joe Helms vs. Mississippi State (1-14-1956)
34	Jim Caldwell at Furman (1-9-1965)
34	Duane Ferrell at Clemson (3-5-1988)
34	Dennis Scott vs. Notre Dame (2-25-1989)
34	Brian Oliver vs. North Carolina (2-1-1990)
34	Brian Oliver vs. Clemson (3-3-1990)
34	Gani Lawal vs. Penn State (12-3-2008)
34	Michael Devoe at Georgia (11-20-2019)
33	Terry Randall vs. Furman (12-6-1966)
33	Jim Caldwell vs. Florida State (2-15-1964)
33	Rich Yunkus at Florida State (2-18-1969)
33	Rich Yunkus at Auburn (12-19-1970)
33	Brook Stepp at Georgia Southern (2-13-1982)
33	Mark Price vs. Virginia (3-12-1983)
33	Yvon Joseph vs. Central Michigan (12-17-1983)
33	Tom Hammonds vs. Iowa State (3-18-1988)
33	Brian Oliver vs. North Carolina A&T (12-11-1989)
33	Dennis Scott vs. Coastal Carolina (12-19-1990)
33	Dennis Scott at North Carolina (2-28-1990)
33	Malcolm Mackey vs. Morgan State (11-27-1990)
33	Kenny Anderson at Virginia (2-19-1991)
33	Dion Glover vs. Seton Hall (3-11-1998)
33	Tony Akins at Florida State (2-21-2000)
33	Marvin Lewis vs. Florida State (1-14-2003)
33	Moses Wright at Syracuse (2-22-2020)
33	Michael Devoe vs. Wisconsin (12-1-2021)
32	Bud Blenker vs. Alabama (2-2-1957)
32	Roger Kaiser vs. Vanderbilt (1-16-1960)
32	Rich Yunkus vs. Jacksonville (1-6-1969)
32	Rich Yunkus at Georgia (12-5-1968)
32	Rich Yunkus at Tulane (2-23-1970)
32	Rich Yunkus vs. Tampa (2-26-1971)
32	Bob Murphy vs. Furman (12-22-1971)
32	Brook Stepp vs. Seton Hall (2-2-1980)
32	Sammy Drummer at Davidson (12-21-1977)
32	Dennis Scott vs. Georgia (12-16-1989)
32	Kenny Anderson vs. Pittsburgh (12-28-1989)
32	Dennis Scott at Clemson (1-25-1990)
32	Kenny Anderson at Notre Dame (2-24-1990)
32	Kenny Anderson vs. Fordham (12-8-1990)
32	Kenny Anderson vs. Wake Forest (1-6-1991)
32	Kenny Anderson vs. Clemson (1-24-1991)
32	Kenny Anderson vs. Duke (1-30-1991)
32	Jon Barry vs. Florida State (1-23-1992)
32	Travis Best vs. Georgia State (12-4-1993)
32	Travis Best vs. East Carolina (12-3-1994)
32	Michael Maddox vs. North Carolina (2-8-1998)
32	Shaun Fein vs. Wofford (11-17-2000)
32	Lewis Clinch vs. Clemson (3-12-2009)
32	Brian Oliver vs. Syracuse (11-27-2010)
31	Roger Kaiser vs. Furman (12-3-1960)
31	Dave Clark at NC State (2-12-1966)
31	Rich Yunkus at Pittsburgh (2-9-1970)
31	Rich Yunkus at Georgia (2-4-1970)
31	Bob Seemer vs. Georgia (12-3-1969)
31	Tico Brown vs. Memphis State (1-17-1977)
31	Lenny Horton vs. Wake Forest (1-26-1980)
31	Mark Price vs. NC State (2-3-1983)
31	Mark Price at Virginia (2-14-1983)
31	Duane Ferrell at DePaul (2-22-1987)
31	Dennis Scott at George Washington (12-3-1988)
31	Tom Hammonds vs. Maryland (2-4-1989)
31	Dennis Scott vs. Duke (3-10-1990)
31	Brian Oliver vs. Duke (3-10-1990)
31	Kenny Anderson vs. Michigan State (3-23-1990)
31	Kenny Anderson vs. DePaul (3-15-1991)
31	Malcolm Mackey vs. Georgia State (12-14-1991)
31	Matt Harpring at Florida State (2-18-1998)
31	Jason Floyd vs. Charleston Southern (11-16-1998)
31	Jason Floyd vs. Mount St. Mary's (12-30-1998)
31	Anthony Morrow at Tennessee State (1-11-2007)
31	Moses Wright vs. Georgia State (11-25-2020)
31	Moses Wright vs. Syracuse (2-27-2021)
30	Jim Nolan at Kentucky (2-21-1948)
30	Roger Kaiser vs. LSU (2-8-1960)
30	Mike Tomasiovich vs. Tulane (2-12-1962)
30	Jim Caldwell vs. VMI (1-18-1965)
30	Phil Wagner vs. Georgia (12-7-1967)
30	Rich Yunkus vs. SMU (12-2-1970)
30	Rich Yunkus at Jacksonville (2-8-1969)
30	Rich Yunkus at Clemson (1-20-1971)
30	Tico Brown at East Carolina (2-17-1979)
30	Sammy Drummer vs. Southern Mississippi (1-9-1978)
30	Sammy Drummer at Georgia (1-11-1978)
30	Mark Price vs. NC State (2-2-1983)
30	Tom Hammonds at Wake Forest (2-13-1988)
30	Tom Hammonds vs. East Carolina (1-4-1989)
30	Tom Hammonds at Wake Forest (1-7-1989)
30	Dennis Scott vs. Richmond (11-28-1989)
30	Dennis Scott vs. Pittsburgh (12-28-1989)
30	Dennis Scott vs. Duke (1-11-1990)
30	Dennis Scott at Louisville (2-10-1990)
30	Dennis Scott vs. LSU (3-17-1990)
30	Kenny Anderson vs. Minnesota (3-25-1990)
30	Kenny Anderson at Maryland (2-13-1991)
30	James Forrest vs. Georgia State (12-12-1992)
30	James Forrest vs. Coastal Carolina (11-28-1994)
30	Travis Best vs. Maryland (2-4-1995)
30	Drew Barry at North Carolina (2-10-1996)
30	Matt Harpring at Virginia (2-21-1996)
30	Matt Harpring vs. Coastal Carolina (12-17-1997)
30	Matt Harpring vs. North Carolina (2-8-1998)
30	Jason Collier at Florida State (2-11-1999)
30	B.J. Elder vs. North Carolina (2-10-2004)
30	Will Bynum vs. Wake Forest (1-27-2005)
30	Thaddeus Young vs. Wake Forest (3-8-2007)
30	Matt Causey vs. Virginia Tech (1-19-2008)
30	Lewis Clinch vs. Miami (3-4-2009)
30	Iman Shumpert vs. North Carolina (1-16-2010)
30	Iman Shumpert vs. North Carolina (1-16-2011)
30	Adam Smith at Pittsburgh (1-6-2016)
30	Marcus Georges-Hunt vs. Wake Forest (2-10-2016)
30	Josh Okogie vs. Miami (1-3-2018)
30	Jordan Usher vs. Georgia State (12-21-2021)
30	Michael Devoe at Virginia Tech (2-2-2022)
30	Jordan Usher vs. Boston College (3-5-2022)
30	Miles Kelly at Syracuse (2-28-2023)

Rebounds

26	Jim Caldwell vs. Georgia (12-2-1963)
24	Pete Silas at Furman (1-31-1953)
23	Jim Caldwell vs. Mississippi State (1-25-1965)
22	Dick Lenholt vs. Georgia (2-17-1955)
22	Dave Denton vs. Kentucky (1-27-1958)
21	Frank Inman vs. Florida (2-23-1959)
21	Jim Caldwell vs. Mississippi (1-11-1964)
21	Jim Caldwell vs. Georgia (1-21-1964)
20	Bill Cohen vs. LSU (2-13-1956)
20	Jim Caldwell vs. Florida State (2-15-1964)
20	Jim Caldwell at Ohio State (1-2-1965)
20	Mike Green vs. St. Bonaventure (12-28-1974)
19	Pete Silas at Mississippi (2-7-1953)
19	Lenny Cohen vs. Duke (11-30-1956)
19	Dave Denton vs. Tulane (2-8-1958)
19	Alan Nass vs. Georgia (12-1-1960)
19	Jim Caldwell at Furman (12-3-1962)
19	Jim Caldwell vs. Vanderbilt (2-13-1963)
19	Jim Caldwell at Furman (1-9-1965)
19	Jim Wood vs. Presbyterian (1-24-1975)
19	Ivano Newbill vs. Tulane (12-27-1990)
19	Malcolm Mackey vs. Ohio State (3-17-1991)
19	Matt Geiger vs. St. Bonaventure (12-31-1991)
19	Alvin Jones vs. Iowa (12-27-1998)
19	Charles Mitchell at Clemson (2-13-2016)
19	Moses Wright vs. Georgia State (11-25-2020)
19	Baye Ndongo vs. Penn State (12/16/2023)

! performances vacated by the NCAA Committee on Infractions

SINGLE-GAME HIGHS

20 Points/20 Rebounds

- 39/24 Pete Silas at Furman (1-31-1953)
- 33/20 Jim Caldwell vs. Florida State (2-15-1964)
- 29/23 Jim Caldwell vs. Mississippi State (1-25-1965)

Field Goals

- 18 Rich Yunkus vs. Georgia State (2-17-1970)
- 18 Rich Yunkus vs. Florida State (1-24-1970)
- 18 Pres Judy at Florida State (2-24-1968)
- 18 Kenny Anderson vs. Loyola Marymount (12-22-1990)
- 17 Pete Silas at Furman (1-31-1953)
- 17 Rich Yunkus at Tulane (3-1-1969)
- 17 Rich Yunkus vs. Furman (1-15-1970)
- 17 Roger Kaiser vs. Georgia Southern (2-13-1960)
- 16 Rich Yunkus at Georgia (12-4-1970)
- 16 Rich Yunkus vs. Georgia (2-3-1971)
- 16 Rich Yunkus at UCLA (12-27-1969)
- 16 Jim Wood vs. Georgia (3-5-1975)
- 16 James Forrest vs. Maryland (1-4-1994)
- 15 Last: Gani Lawal vs. Penn State (12-3-2008)

Field Goal Attempts

- 32 Sammy Drummer at DePaul (1-2-1979)
- 32 Dennis Scott vs. LSU (3-17-1990)
- 31 Jim Caldwell vs. Texas Tech (12-30-1964)
- 30 Sammy Drummer at Georgia (1-11-1978)
- 29 Pete Silas at Tampa (1-2-1953)
- 29 Rich Yunkus at UTEP (12-20-1968)
- 29 Rich Yunkus at SMU (12-10-1969)
- 29 Rich Yunkus at UCLA (12-27-1969)
- 29 Kenny Anderson vs. Howard (1-2-1991)
- 28 Last: Glen Rice vs. Florida State (2-10-2011)

3-Point Field Goals

- 11 Dennis Scott vs. Houston (12-28-1988)
- 9 Dennis Scott at North Carolina (1-28-1989)
- 9 Drew Barry at North Carolina (2-10-1996)
- 9 Tony Akins at Florida State (2-21-2000)
- 9 Lewis Clinch vs. Miami (3-4-2009)
- 8 Mark Price vs. Virginia (3-12-1983)
- 8 Dennis Scott vs. Georgia State (1-12-1988)
- 8 Dennis Scott vs. Pittsburgh (12-4-1989)
- 8 Fred Vinson at North Carolina (2-12-1994)
- 8 Adam Smith at Pittsburgh (1-6-2016)
- 7 Dennis Scott vs. Coastal Carolina (11-28-1988)
- 7 Dennis Scott vs. North Carolina (3-1-1989)
- 7 Brian Oliver vs. Wake Forest (2-7-1990)
- 7 Dennis Scott vs. Maryland (2-13-1990)
- 7 Dennis Scott at North Carolina (2-28-1990)
- 7 Dennis Scott vs. Minnesota (3-25-1990)
- 7 Dennis Scott vs. UNLV (3-31-1990)
- 7 Kenny Anderson vs. Howard (1-2-1991)
- 7 Jon Barry at Wake Forest (1-18-1992)
- 7 Shaun Fein vs. Wofford (11-17-2000)
- 7 Shaun Fein at Clemson (1-24-2001)
- 7 B.J. Elder vs. North Carolina (2-10-2004)
- 7 B.J. Elder vs. Michigan (11-30-2004)
- 7 Anthony Morrow at Michigan State (11-30-2005)
- 7 Anthony Morrow vs. Winston-Salem State (1-3-2007)
- 7 Matt Causey vs. Virginia Tech (1-19-2008)
- 7 Lewis Clinch vs. Florida State (3-13-2009)
- 7 Michael Devoe vs. Miami (2-20-2021)
- 7 Tristan Maxwell at Boston College (1-12-2022)
- 7 Miles Kelly at Syracuse (2-28-2023)
- 7 Lance Terry at Syracuse (2-28-2023)
- 7 Miles Kelly vs. Notre Dame (1/9/2024)
- 7 Miles Kelly at Miami (2/24/2024)

3-Point Field Goal Attempts

- 19 Dennis Scott vs. Houston (12-28-1988)
- 19 Dennis Scott at North Carolina (1-28-1989)
- 19 Lewis Clinch vs. Florida State (3-13-2009)
- 19 Drew Barry at North Carolina (2-10-1996)
- 19 Kenny Anderson vs. Howard (1-2-1991)
- 16 Lewis Clinch vs. Miami (3-4-2009)
- 15 Dennis Scott vs. North Carolina (3-10-1989)
- 15 Dennis Scott at North Carolina (2-28-1990)
- 15 Lewis Clinch at North Carolina (2-28-2009)
- 15 Miles Kelly vs. Notre Dame (1/9/2024)

Free Throws

- 19 Rich Yunkus vs. North Carolina (2-14-1970)
- 19 Tom Hammonds vs. Iowa State (3-18-1988)
- 18 Frank Samoylo vs. Georgia (2-2-1972)
- 18 Kenny Anderson vs. Georgia (12-19-1990)
- 17 Gani Lawal at Charlotte (1-2-1991)
- 17 Bobby Kimmel vs. Canisius (12-31-1955)
- 17 Roger Kaiser vs. Kentucky (1-25-1960)
- 17 Rich Yunkus vs. Jacksonville (2-26-1970)
- 17 Peanut Murphy vs. Furman (12-22-1971)
- 15 Last: Marcus Georges-Hunt vs. Clemson (3-9-2016)

Free Throw Attempts

- 22 Moses Wright vs. Georgia State (11-25-2020)
- 22 Kenny Anderson vs. Georgia (12-19-1990)
- 21 Tom Hammonds vs. Iowa State (3-18-1988)
- 21 Jeremis Smith at Georgia (12-7-2005)
- 20 Bobby Kimmel vs. Canisius (12-31-1955)
- 20 Rich Yunkus vs. North Carolina (2-14-1970)

- 20 Rich Yunkus vs. Jacksonville (2-26-1970)
- 20 Frank Samoylo vs. Georgia (2-2-1972)
- 20 Gani Lawal at Charlotte (1-2-2010)
- 19 Terry Randall at Kentucky (1-5-1957)
- 19 Roger Kaiser vs. Kentucky (1-30-1961)
- 19 Peanut Murphy vs. Furman (12-22-1971)
- 19 Alvin Jones vs. Charleston Southern (11-16-1998)
- 19 Gani Lawal at Chattanooga (12-14-2009)

Assists

- 19 Craig Neal vs. Duke (2-28-1988)
- 18 Kenny Anderson vs. Pittsburgh (12-28-1989)
- 17 Craig Neal vs. Virginia (2-25-1988)
- 17 Kenny Anderson vs. North Carolina (2-1-1990)
- 14 Mark Price vs. Monmouth (1-17-1985)
- 14 Craig Neal at Duke (2-3-1988)
- 14 Craig Neal at Maryland (2-8-1988)
- 14 Craig Neal at NC State (2-20-1988)
- 14 Brian Oliver vs. Clemson (1-25-1989)
- 13 Steve Sherbak vs. Oklahoma City (2-28-1973)
- 13 Craig Neal vs. North Carolina A&T (1-14-1987)
- 13 Craig Neal vs. Maryland (2-17-1988)
- 13 Kenny Anderson vs. Fordham (2-15-1990)
- 13 Kenny Anderson vs. Morgan State (11-27-1990)
- 13 Kenny Anderson at North Carolina (1-27-1991)
- 13 Jon Barry vs. NC State (2-29-1992)
- 13 Drew Barry at Virginia (1-22-1995)
- 12 Last time: Iman Shumpert vs. Penn State (12-3-2008)

Steals

- 9 Jose Alvarado vs. NC State (1-25-2020)
- 8 Kenny Anderson vs. Duke (1-30-1991)
- 7 Mark Price vs. Clemson (1-26-1984)
- 7 Mark Price vs. Texas A&M (12-20-1985)
- 7 Travis Best vs. Georgia State (12-12-1992)
- 7 Stephen Marbury vs. Georgetown (11-22-1995)
- 7 Jarrett Jack vs. NC State (3-14-2003)
- 7 Javaris Crittenton vs. Clemson (2-3-2007)
- 7 Iman Shumpert vs. Virginia Tech (1-25-2011)
- 6 Mark Price vs. Clemson (3-7-1986)
- 6 Bruce Dalrymple vs. Virginia (3-8-1985)
- 6 George Thomas vs. Newberry (1-12-1981)
- 6 Kenny Anderson vs. Georgia (12-19-1990)
- 6 Kenny Anderson vs. Howard (1-2-1991)
- 6 Matt Harpring vs. Florida A&M (11-26-1994)
- 6 Travis Best vs. East Carolina (12-3-1994)
- 6 Travis Best vs. Cincinnati (12-28-1994)
- 6 Matt Harpring at Florida State (1-29-1995)
- 6 Drew Barry at NC State (2-25-1995)
- 6 Drew Barry vs. Manhattan (11-15-1995)
- 6 Tony Akins vs. Kentucky (12-19-1998)
- 6 Shaun Fein vs. Florida A&M (2-5-2000)
- 6 Jarrett Jack vs. Holstra (11-20-2003)
- 6 Iman Shumpert vs. Clemson (2-22-2009)
- 6 Iman Shumpert vs. Virginia Tech (3-6-2010)
- 6 Iman Shumpert at Wake Forest (3-3-2011)
- 6 Jose Alvarado vs. Notre Dame (2-06-2021)
- 6 Moses Wright vs. Florida St. (1-30-2021)
- 6 Jose Alvarado vs. Florida St. (1-30-2021)
- 6 Jose Alvarado at Virginia (1-23-2021)
- 6 Jose Alvarado vs. Georgia St. (11-25-2020)
- 6 Javon Franklin vs. Pittsburgh (3-8-2023)

Blocked Shots

- 11 Alvin Jones vs. Winthrop (11-24-1997)
- 9 Alvin Jones vs. Georgetown (3-16-1998)
- 9 Alvin Jones vs. Charleston Southern (11-16-1998)
- 9 Ben Lammers vs. Southern (11-14-2016)
- 9 Alvin Jones vs. Georgia Southern (1-28-1998)
- 8 Alvin Jones vs. Delaware State (12-6-1997)
- 8 Alvin Jones vs. Coastal Carolina (12-17-1997)
- 8 Alvin Jones vs. Mount St. Mary's (12-30-1998)
- 8 Alvin Jones vs. Mercer (1-19-1999)
- 8 Alvin Jones vs. Harvard (12-28-2000)
- 8 Alvin Jones vs. Maryland (1-6-2001)
- 8 Ben Lammers at Virginia Tech (1-18-30-17)
- 8 Ben Lammers vs. Mississippi (3-21-2017)
- 8 Ben Lammers vs. Bethune-Cookman (11-19-2017)
- 8 James Banks III vs. Bethune-Cookman (12-1-2019)
- 7 Alvin Jones vs. North Texas (12-31-1997)
- 7 Alvin Jones vs. Virginia (2-9-2000)
- 7 John Salley vs. Wake Forest (2-10-1985)
- 7 Matt Geiger vs. Virginia (3-13-1992)
- 7 Eddie Elisma vs. Manhattan (11-15-1995)
- 7 Daniel Miller vs. Charleston Southern (11-12-2010)
- 7 Ben Lammers vs. Grambling State (12-1-2017)
- 7 James Banks III vs. Clemson (2-6-2019)
- 7 James Banks III vs. Duke (1-8-2020)
- 7 Moses Wright at Louisville (2-1-2021)

1 performances vaced by the NCAA Committee on Infractions

ACC Game Individual Highs

30-Point Games

- 37 Dennis Scott vs. North Carolina (2-1-1990)
- 36 Dennis Scott vs. Wake Forest (1-6-1990)
- 36 Dennis Scott at Duke (1-28-1990)
- 36 Dennis Scott vs. Maryland (2-13-1990)
- 36 James Forrest vs. Maryland (1-4-1994)
- 36 B.J. Elder vs. Clemson (1-27-2004)
- 36 Miles Kelly at Louisville (2/10/2024)
- 35 Brook Steppe vs. Duke (2-20-1982)
- 35 Will Bynum vs. North Carolina (3-12-2005)
- 35 Josh Okogie vs. Florida State (1-25-2017)
- 34 Duane Ferrell at Clemson (3-5-1988)
- 34 Brian Oliver vs. North Carolina (2-1-1990)
- 34 Brian Oliver vs. Clemson (3-3-1990)
- 33 Mark Price vs. Virginia (3-12-1983)
- 33 Dennis Scott at North Carolina (2-28-1990)
- 33 Kenny Anderson at Virginia (2-19-1991)
- 33 Tony Akins at Florida State (2-21-2000)
- 33 Marvin Lewis vs. Florida State (1-14-2003)
- 33 Moses Wright at Syracuse (2-22-2020)
- 32 Dennis Scott at Clemson (1-25-1990)
- 32 Kenny Anderson vs. Wake Forest (1-6-1991)
- 32 Kenny Anderson vs. Clemson (1-24-1991)
- 32 Kenny Anderson vs. Duke (1-30-1991)
- 32 Jon Barry vs. Florida State (1-23-1992)
- 32 Michael Maddox vs. North Carolina (2-8-1998)
- 32 Lewis Clinch vs. Clemson (3-12-2009)
- 31 Lenny Horton vs. Wake Forest (1-26-1980)
- 31 Mark Price at Virginia (2-14-1983)
- 31 Tom Hammonds vs. Maryland (2-4-1989)
- 31 Dennis Scott vs. Duke (3-10-1990)
- 31 Brian Oliver vs. Duke (3-10-1990)
- 31 Matt Harpring at Florida State (2-18-1998)
- 31 Moses Wright vs. Syracuse (2-27-2021)
- 30 Mark Price vs. NC State (2-2-1983)
- 30 Tom Hammonds at Wake Forest (2-13-1988)
- 30 Tom Hammonds at Wake Forest (1-7-1989)
- 30 Dennis Scott vs. Duke (1-11-1990)
- 30 Kenny Anderson vs. Maryland (2-13-1991)
- 30 Travis Best at Maryland (2-4-1995)
- 30 Drew Barry at North Carolina (2-10-1996)
- 30 Matt Harpring at Virginia (2-21-1996)
- 30 Matt Harpring vs. North Carolina (2-8-1998)
- 30 Jason Collier vs. Florida State (2-11-1999)
- 30 B.J. Elder vs. North Carolina (2-10-2004)
- 30 Will Bynum vs. Wake Forest (1-27-2005)
- 30 Thaddeus Young vs. Wake Forest (3-8-2007)
- 30 Matt Causey vs. Virginia Tech (1-19-2008)
- 30 Lewis Clinch vs. Miami (3-4-2009)
- 30 Iman Shumpert vs. North Carolina (1-16-2010)
- 30 Iman Shumpert vs. North Carolina (1-16-2011)
- 30 Adam Smith at Pittsburgh (1-6-2016)
- 30 Marcus Georges-Hunt vs. Wake Forest (2-10-2016)
- 30 Josh Okogie vs. Miami (1-3-2018)
- 30 Michael Devoe at Virginia Tech (2-2-2022)
- 30 Jordan Usher vs. Boston College (3-5-2022)
- 30 Miles Kelly at Syracuse (2-28-2023)

Rebounds

- 19 Charles Mitchell at Clemson (2-13-2016)
- 19 Javon Franklin vs. Florida State (3-7-2023)
- 18 Alvin Jones vs. North Carolina (2-3-2001)
- 18 Gani Lawal vs. Miami (2-10-2010)
- 18 Derrick Favors vs. Maryland (2-20-2010)
- 17 Malcolm Mackey vs. NC State (1-27-1991)
- 17 Malcolm Mackey vs. Maryland (1-5-1993)
- 17 Alvin Jones vs. Florida State (2-11-1999)
- 17 Luke Schenscher vs. North Carolina (3-12-2004)
- 17 Gani Lawal vs. Duke (1-14-2009)
- 17 Gani Lawal vs. Maryland (1-10-2009)
- 17 Ben Lammers vs. Boston College (2-11-2017)
- 17 Tom Hammonds vs. N. Carolina (3-10-1989)
- 16 Malcolm Mackey vs. Duke (1-11-1990)
- 16 Malcolm Mackey vs. NC State (3-8-1991)
- 16 Malcolm Mackey vs. Maryland (2-6-1993)
- 16 Matt Harpring vs. North Carolina (2-8-1988)
- 16 Alvin Jones vs. North Carolina (3-10-2001)
- 16 Ben Lammers at Pittsburgh (1-13-2018)
- 16 Josh Okogie at Florida State (1-24-2018)
- 16 Moses Wright vs. Louisville (2-1-2021)
- 16 Moses Wright vs. Syracuse (2-27-2021)
- 15 Tom Hammonds vs. Maryland (2-17-1988)
- 15 Malcolm Mackey vs. NC State (3-9-1990)
- 15 Malcolm Mackey vs. Clemson (1-24-1991)
- 15 Matt Harpring vs. North Carolina (1-10-1996)
- 15 Matt Harpring vs. Wake Forest (2-11-1998)
- 15 Luke Schenscher vs. Virginia (1-8-2005)
- 15 Luke Schenscher vs. Clemson (3-5-2005)
- 15 Ben Lammers vs. Pittsburgh (3-7-2017)
- 15 James Banks III vs. Duke (1-8-2020)

Field Goals

- 16 James Forrest vs. Maryland (1-4-1994)
- 15 Lenny Horton vs. Wake Forest (1-26-1980)
- 15 Duane Ferrell at Clemson (3-5-1988)
- 15 James Forrest vs. Maryland (1-4-1994)
- 14 Tom Hammonds vs. Duke (2-28-1988)
- 14 Kenny Anderson at Virginia (2-19-1991)
- 14 Moses Wright at Syracuse (2-22-2020)
- 14 Moses Wright vs. Syracuse (2-27-2021)
- 13 Mark Price at Duke (2-23-1985)
- 13 Tom Hammonds at NC State (2-20-1988)
- 13 James Forrest vs. Duke (3-12-1993)
- 13 Michael Maddox vs. North Carolina (2-8-1998)
- 13 Iman Shumpert vs. North Carolina (1-16-2011)
- 13 Tadic Jackson vs. Boston College (3-6-2018)
- 13 Moses Wright vs. Duke (3-2-2021)

Field Goal Attempts

- 29 Dennis Scott vs. Duke (1-11-1990)
- 29 Lenny Horton vs. North Carolina (2-1-1990)
- 29 Glen Rice, Jr. vs. Florida State (2-10-2011)
- 28 Dennis Scott at North Carolina (2-28-1990)
- 28 Dennis Scott vs. Maryland (2-13-1990)
- 25 Michael Maddox vs. North Carolina (2-8-1998)
- 25 Moses Wright vs. Syracuse (2-27-2021)
- 25 Tom Hammonds at NC State (2-20-1988)
- 24 Kenny Anderson at Clemson (1-25-1990)
- 24 Dennis Scott vs. Duke (3-10-1990)
- 24 Travis Best at Duke (2-9-1995)
- 24 Matt Harpring vs. North Carolina (2-8-1998)
- 24 Tadic Jackson vs. Boston College (3-6-2018)

Free Throws

- 15 Lenny Horton vs. NC State (12-29-1979)
- 15 Travis Best vs. Maryland (2-4-1995)
- 15 Marcus Georges-Hunt vs. Clemson (3-9-2016)
- 14 Alvin Jones at Clemson (1-24-2001)
- 14 Josh Okogie vs. Florida State (1-25-2017)
- 13 Jason Collier vs. Virginia (2-25-1999)
- 13 Maurice Miller at Virginia Tech (2-23-2008)
- 13 Jose Alvarado at Wake Forest (2-19-2020)
- 12 Brian Oliver at Wake Forest (1-7-1989)
- 12 Brian Oliver vs. NC State (2-17-1990)
- 12 Matt Harpring at Maryland (2-21-1998)

Free Throw Attempts

- 19 Alvin Jones at Clemson (1-24-2001)
- 19 Lenny Horton vs. NC State (12-29-1979)
- 17 Josh Okogie vs. Florida State (1-25-2017)
- 16 Brian Oliver at NC State (2-17-1990)
- 16 Travis Best vs. Maryland (2-4-1995)
- 16 Jason Collier vs. Virginia (2-25-1999)
- 16 Marcus Georges-Hunt at Florida State (2-17-2016)
- 16 Marcus Georges-Hunt vs. Clemson (3-9-2016)
- 15 Alvin Jones at Florida State (1-27-2001)
- 15 Jose Alvarado at Wake Forest (2-19-2020)

3-Point Field Goals

- 9 Dennis Scott at North Carolina (1-28-1989)
- 9 Drew Barry at North Carolina (2-10-1996)
- 9 Tony Akins at Florida State (2-21-2000)
- 9 Lewis Clinch vs. Miami (3-4-2009)
- 8 Mark Price vs. Virginia (3-12-1983)
- 8 Fred Vinson at North Carolina (2-12-1994)
- 8 Adam Smith at Pittsburgh (1-6-2016)
- 7 Dennis Scott vs. North Carolina (3-1-1989)
- 7 Dennis Scott vs. Wake Forest (2-7-1989)
- 7 Dennis Scott vs. Maryland (2-13-1990)
- 7 Dennis Scott at North Carolina (2-28-1990)
- 7 Jon Barry at Wake Forest (1-18-1992)
- 7 Shaun Fein at Clemson (1-24-2001)
- 7 B.J. Elder vs. North Carolina (2-10-2004)
- 7 Matt Causey vs. Virginia Tech (1-19-2008)
- 7 Lewis Clinch vs. Florida State (3-13-2009)
- 7 Michael Devoe at Miami (2-20-2021)
- 7 Tristan Maxwell at Boston College (1-12-2022)
- 7 Miles Kelly at Syracuse (2-28-2023)
- 7 Lance Terry at Syracuse (2-28-2023)
- 7 Miles Kelly vs. Notre Dame (1/9/2024)
- 7 Miles Kelly vs. Miami (2/24/2024)

3-Point Field Goal Attempts

- 18 Dennis Scott at North Carolina (1-28-1989)
- 18 Dennis Scott vs. Florida State (3-13-2009)
- 17 Drew Barry at North Carolina (2-10-1996)
- 16 Lewis Clinch vs. Miami (3-4-2009)
- 15 Dennis Scott vs. North Carolina (3-10-1989)
- 15 Dennis Scott at North Carolina (2-28-1990)
- 15 Lewis Clinch at North Carolina (2-28-2009)
- 15 Miles Kelly vs. Notre Dame (1/9/2024)
- 14 Dennis Scott vs. Virginia (2-22-1990)
- 14 Fred Vinson vs. Maryland (1-4-1994)
- 14 Matt Harpring at Clemson (1-30-1997)
- 14 Tony Akins at Florida State (2-21-2000)
- 14 Miles Kelly at Syracuse (2-28-2023)

Assists

- 19 Craig Neal vs. Duke (2-28-1988)
- 17 Craig Neal vs. Virginia (2-25-1988)
- 17 Kenny Anderson vs. North Carolina (2-1-1990)
- 14 Craig Neal at Duke (2-3-1988)
- 14 Craig Neal at Maryland (2-3-1988)
- 14 Craig Neal at NC State (2-20-1988)
- 14 Brian Oliver vs. Clemson (2-28-1988)
- 13 Craig Neal vs. Maryland (2-17-1988)
- 13 Kenny Anderson at North Carolina (1-27-1991)
- 13 Jon Barry vs. NC State (2-29-1992)
- 13 Drew Barry at Virginia (1-22-1995)

Steals

- 9 Jose Alvarado vs. NC State (1-25-2020)
- 9 Kenny Anderson vs. Duke (1-30-1991)
- 7 Mark Price vs. Clemson (1-26-1984)
- 7 Jarrett Jack vs. NC State (3-14-2003)
- 7 Javaris Crittenton vs. Clemson (2-3-2007)
- 7 Iman Shumpert vs. Virginia Tech (1-25-2011)
- 6 Mark Price vs. Clemson (3-7-1986)
- 6 Bruce Dalrymple vs. Virginia (3-8-1985)
- 6 Matt Harpring at Florida State (1-29-1995)
- 6 Drew Barry at NC State (2-25-1995)
- 6 Iman Shumpert vs. Clemson (2-22-2009)
- 6 Iman Shumpert vs. Virginia Tech (3-6-2010)
- 6 Iman Shumpert at Wake Forest (3-3-2011)
- 6 Jose Alvarado vs. Notre Dame (2-06-2021)
- 6 Moses Wright vs. Florida St. (1-30-2021)
- 6 Jose Alvarado vs. Florida St. (1-30-2021)
- 6 Jose Alvarado at Virginia (1-23-2021)
- 6 Jose Alvarado vs. Georgia St. (11-25-2020)
- 6 Javon Franklin vs. Pittsburgh (3-8-2023)

Blocked Shots

- 8 Alvin Jones vs. Maryland (1-6-2001)
- 8 Ben Lammers at Virginia Tech (1-18-2017)
- 7 John Salley vs. Wake Forest (2-10-1985)
- 7 Matt Geiger vs. Virginia (3-13-1992)
- 7 Alvin Jones vs. Virginia (2-9-2000)
- 7 Ben Lammers vs. Syracuse (2-19-2017)
- 7 James Banks III vs. Clemson (2-6-2019)
- 7 James Banks III vs. Duke (1-8-2020)
- 7 Moses Wright at Louisville (2-1-2021)
- 6 Alvin Jones at NC State (1-25-1998)
- 6 Alvin Jones vs. Maryland (1-21-1998)
- 6 Alvin Jones vs. NC State (2-2-1999)
- 6 Alvin Jones vs. Virginia (3-9-2001)
- 6 Alade Aminu vs. Wake Forest (1-31-2009)
- 6 Gani Lawal vs. Boston College (1-20-2009)
- 6 Daniel Miller vs. Virginia (2-8-2014)
- 6 Daniel Miller at Syracuse (3-4-2014)
- 6 Ben Lammers vs. Virginia (1-18-2018)

1 performances vaced by the NCAA Committee on Infractions

RECORDS

SINGLE-GAME TEAM HIGHS

100-Point Games

- 135 vs. Loyola Marymount (12-22-1990)
- 121 Georgia State (1-10-1989)
- 120 vs. Texas (11-27-1991)
- 120 Georgia State (11-25-2021)
- 119 USC-Aiken (11-25-1985)
- 116 Cornell (11-13-2015)
- 114 Alcorn State (11-20-1987)
- 113 Arkansas-Pine Bluff (11-23-2002)
- 112 Texas Christian (12-1-1965)
- 112 vs. Georgia, 3ot (12-19-1990)
- 112 Florida A&M (12-1-1992)
- 112 Florida A&M (11-26-1994)
- 112 Lafayette (12-10-1994)
- 112 Wake Forest, 2ot (3-8-2007)
- 111 Georgia State (1-12-1988)
- 111 vs. Pittsburgh (12-28-1989)
- 111 at Florida State, 2ot (2-11-1999)
- 111 at Clemson (1-24-2001)
- 110 Wyoming (12-22-1958)
- 110 Furman (2-8-1966)
- 109 Coastal Carolina (12-19-1989)
- 108 Tennessee Tech (12-14-1978)
- 108 Augusta (12-12-1987)
- 108 Georgia State (11-24-1989)
- 107 Green Bay (11-19-2015)
- 106 South Carolina State (1-13-1983)
- 105 Youngstown State (12-29-1992)
- 105 Virginia (2-14-1998)
- 104 vs. North Carolina (2-14-1970)
- 104 Maryland (2-17-1988)
- 103 Charleston Southern (11-16-1998)
- 103 vs. Boston College (3-17-1996)
- 103 Georgia State (11-16-2006)
- 103 vs. Clayton State (1-23-2022)*
- 102 Tulane (3-1-1971)
- 102 North Carolina (2-1-1990)
- 102 Georgia State (12-12-1992)
- 102 Wake Forest, ot (1-27-2005)
- 101 Georgia State (2-17-1970)
- 101 Baptist (12-10-1988)
- 101 North Carolina A&T (12-11-1989)
- 101 Wake Forest (1-6-1991)
- 101 Clemson (3-8-1992)
- 100 Western Carolina (2-1-1979)
- 100 Southern Illinois (1-5-1970)
- 100 Augusta (11-24-1990)
- 100 East Carolina (12-3-1994)
- 100 Maryland (2-4-1995)
- 100 North Carolina, 2ot (2-8-1998)
- 100 Grambling State (11-24-1999)
- 100 Jackson State (11-13-2006)
- 100 Florida A&M (11-14-2009)

*Last time Tech scored 100 points

Fewest Points

- 3 at Vanderbilt (2-27-1920)
 - 4 at Macon YMCA (2-14-1920)
 - 6 Auburn (2-17-1906)
 - 8 Auburn (2-4-1909)
 - 8 at Georgia (2-14-1914)
 - 9 at Georgia (1-22-1909)
 - 11 at Chattanooga (2-7-1920)
 - 12 at Atlanta Athletic Club (1-28-1909)
 - 12 at Georgia (2-15-1913)
- Since 1949-50**
- 28 at Virginia (1-22-1915)
 - 34 at NC State (12-30-1949)
 - 36 Auburn (2-7-1961)
 - 36 vs. Miami (3-8-2012)
 - 37 at Virginia (12-1-1979)
 - 37 at Boston College (1-19-1980)
 - 37 Clemson (2-21-2012)
 - 38 at Wake Forest (2-6-1982)
 - 38 Georgia (12-6-1980)
 - 38 Virginia (1-19-2012)
 - 39 vs. North Carolina (3-4-1982)
 - 39 vs. Cincinnati (3-2-1978)
 - 39 at Auburn (2-5-1962)
 - 39 at Alabama (1-14-1950)
 - 39 vs. Kentucky (12-19-1998)

Largest Margin of Victory

- 61 Southern Bell (1-28-1927)
- 59 USC-Aiken (11-25-1985)
- 57 Baptist (11-27-1978)
- 56 Florida A&M (11-26-1994)
- 53 Md.-Eastern Shore (1-3-1985)
- 51 Tennessee State (12-6-2003)
- 51 Winston-Salem State (1-3-2007)
- 50 Marist (12-23-2003)
- 50 Clayton State (1-23-2022)
- 47 Maine (1-4-1971)
- 45 Tennessee Tech (12-14-1978)
- 45 at Chattanooga (1-2-1950)

- 45 at Centenary (12-22-2007)
- 45 Winston-Salem State (11-14-2008)
- 44 Wofford (11-29-1982)
- 44 University of the South (12-13-1982)
- 44 Wofford (1-31-1977)
- 43 Flagler (12-12-1983)
- 43 Naval Air Station (1-14-1944)
- 43 Wofford (11-17-2000)
- 43 Elon (11-10-2006)

Largest Margin of Defeat

- 69 at Georgia (1-22-1909)
- 60 Macon YMCA (1-17-1920)
- 56 Georgia (1-29-1909)
- 53 at Kentucky (1-7-56)
- 53 at Duke (1-4-2017)
- 52 at Kentucky (1-9-1954)
- 51 vs. Kentucky (2-2-1954)
- 50 at Georgia (2-14-1914)
- 47 at Furman (11-1-1954)
- 46 at Kentucky (2-19-1949)
- 45 vs. North Carolina (2-12-1972)

Most Points in a Half

- 82 vs. Loyola Marymount (12-22-1990, 2nd)
- 67 Georgia State (1-10-1989, 2nd)
- 67 Youngstown State (12-29-1992, 2nd)
- 65 Wofford (11-29-1982, 1st)
- 64 vs. Texas (11-27-1991, 2nd)
- 64 Louisville (12-20-1997, 2nd)
- 64 at Tennessee State (11-11-2007, 2nd)
- 63 vs. Pittsburgh (12-28-1989, 2nd)
- 63 Arkansas-Pine Bluff (11-23-2002, 2nd)
- 62 USC-Aiken (11-25-1985, 1st)
- 62 Coastal Carolina (12-19-1989, 1st)
- 62 Maryland (2-4-1995, 2nd)
- 62 Tennessee State (12-6-2003, 2nd)
- 62 vs. Memphis (11-21-2006, 2nd)
- 61 Augusta (12-12-1987, 1st)
- 61 Georgia State (1-12-1988, 2nd)
- 61 Lafayette (12-10-1994, 1st)
- 60 Florida A&M (12-1-1992, 2nd)
- 60 Florida A&M (11-26-1994, 2nd)

Most Points - 1st Half

- 65 Wofford (11-29-1982)
- 62 USC-Aiken (11-25-1985)
- 62 Coastal Carolina (12-19-1990)
- 61 Augusta (12-12-1987)
- 61 Lafayette (12-10-1994)

Most Points - 2nd Half

- 82 vs. Loyola Marymount (12-22-1990)
- 67 Georgia State (1-10-1989)
- 67 Youngstown State (12-29-1992)
- 64 vs. Texas (11-27-1991)
- 64 Louisville (12-20-1997)
- 64 at Tennessee State (11-11-2007)
- 63 vs. Pittsburgh (12-28-1989)
- 63 Arkansas-Pine Bluff (11-23-2002)
- 62 Maryland (2-4-1995)
- 62 Tennessee State (12-6-2003)
- 62 vs. Memphis (11-21-2006)
- 61 Georgia State (1-12-1988)
- 60 Florida A&M (12-1-1992)
- 60 Florida A&M (11-26-1994)
- 60 Florida A&M (2-5-2000)

Most Points - OT Period

- 18 NC State (2-25-1996)
- 17 vs. Wake Forest (3-8-2007, 1st ot)
- 17 Duke (3-2-2021)
- 16 Auburn (2-4-1957)
- 16 NC State (2-29-1992)
- 16 at Virginia (1-27-2008)
- 15 Wake Forest (3-1-2008)
- 14 at Georgia (1-11-1961)
- 14 Georgia (2-23-1963)
- 14 vs. St. Bonaventure (12-28-1974)
- 14 at Notre Dame (2-24-1990)
- 14 vs. Georgia, 3rd ot (12-18-1990)
- 14 vs. Vanderbilt (12-18-1993)
- 14 Virginia (2-25-1999)
- 14 Georgia State (11-25-2020, 3rd ot)

*Tech scored 19 in exhibition game vs. Marathon Oil (11-17-84)

Rebounds

- 77 Baylor (12-4-1958)
- 73 South Carolina (12-20-2958)
- 72 Georgetown (12-21-1963)
- 70 vs. Loyola Marymount (12-22-1990)
- 70 Georgia State (11-25-2020)
- 68 Hawaii (1-25-1969)
- 68 Oklahoma City (2-14-1959)
- 67 Georgia (12-11-1958)

- 67 Wyoming (12-22-1958)
- 67 Howard (1-3-1957)
- 67 Georgia State (11-10-1989)
- 66 Furman (1-2-1958)
- 66 Georgia Teachers College (12-1-1958)

Field Goals Made

- 52 USC-Aiken (11-25-1985)
- 52 Furman (2-8-1966)
- 51 Tennessee Tech (12-14-1978)
- 51 vs. Loyola Marymount (12-22-1990)
- 48 Wofford (11-29-1982)
- 48 Baptist (11-27-1978)
- 47 Cornell (11-13-2015)
- 45 Augusta (12-12-1987)
- 44 Georgia State (2-17-1970)
- 44 Florida State (2-25-1967)
- 44 Tulane (2-17-1966)
- 44 Alcorn State (11-20-1988)
- 44 Georgia State (11-24-1989)
- 44 Georgia State (12-12-1992)
- 44 Florida A&M (11-26-1994)

Field Goal Attempts

- 120 Tampa (1-2-1953)
- 104 at Mississippi (2-7-1953)
- 104 at Furman (1-13-1955)
- 100 at South Carolina (2-19-1955)
- 98 Southern Mississippi (1-31-1974)
- 98 Georgia State (11-25-2020)
- 97 South Carolina (12-20-1958)
- 97 vs. Loyola Marymount (12-22-1990)
- 95 South Carolina (12-20-1956)
- 95 William & Mary (12-21-1964)
- 93 Auburn (12-13-1973)

Highest Field Goal Pct.

- .729 (35-48) Presbyterian (11-30-1981)
- .720 (36-50) vs. Texas (12-27-2985)
- .719 (41-57) Monmouth (1-17-1985)
- .712 (37-52) Kentucky State (1-30-2010)
- .708 (34-48) at Maryland (2-22-1986)
- .702 (33-47) Duke (2-20-1982)
- .681 (32-47) at East Carolina (2-17-1979)
- .679 (36-53) NC State (1-27-1993)
- .667 (52-78) USC-Aiken (11-25-1985)
- .667 (40-60) Old Dominion (12-17-1985)
- .661 (37-56) Md.-Eastern Shore (1-3-1985)
- .660 (31-47) Louisville (2-14-1978)
- .654 (34-52) West Chester St. (12-16-1981)
- .653 (32-49) vs. Alabama (12-21-979)
- .652 (45-69) Augusta (12-12-1987)
- .652 (30-46) Francis Marion (2-10-1982)

Lowest Field Goal Pct.

- .200 (13-65) vs. Arkansas (12-30-1961)
- .220 (18-82) at Florida (2-27-1956)
- .237 (14-59) Auburn (2-3-1959)
- .239 (17-71) Auburn (12-7-1964)
- .241 (13-54) Auburn (1-23-1962)
- .242 (15-62) vs. Kentucky (12-19-1998)
- .245 (12-49) at Virginia (1-22-2015)
- .250 (13-52) Auburn (2-7-1961)
- .254 (18-71) at Florida State (2-28-2001)
- .260 (19-73) Kentucky (1-28-1957)
- .260 (20-77) vs. Georgia (12-29-1960)
- .263 (20-76) Oklahoma City (2-14-1959)
- .264 (19-72) Duke (11-30-1956)
- .272 (22-81) Ga. Teachers Col. (12-1-1958)
- .274 (20-73) North Carolina (1-29-2000)
- .283 (17-60) Wake Forest (2-6-2024)
- .292 (14-48) Virginia (1-19-2012)
- .295 (13-44) Miami (1-18-2014)
- .295* (18-61) at Louisville (2-1-2023)

*Last Tech team to shoot under 30 percent

3-Point Field Goals

- 18 at Syracuse (2-28-2023)
- 17 at Clemson (1-24-2001)
- 17 Clemson (1-20-2021)
- 16 at North Carolina (2-10-1996)
- 16 vs. Boston College (3-17-1996)
- 15 The Citadel (11-20-1998)
- 15 at Virginia (2-23-2002)
- 15 Seton Hall (3-11-1998)
- 15 at North Carolina (2-12-1994)
- 15 vs. Clayton State (1-23-2022)
- 15 at Clemson (1-16-2024)
- 15 at Miami (2-24-2024)

3-Point FG Attempts

- 40 at Syracuse (2-28-2023)
- 37 at North Carolina (2-10-1996)
- 35 North Carolina, 2 ot (2-8-1998)
- 35 Notre Dame (1-9-2024)
- 35 at Clemson (1-16-2024)

- 34 at Florida State, 2 ot (2-11-1999)
- 34 The Citadel (11-20-1998)
- 34 Grambling State (1-14-1999)
- 34 at Georgia (12-8-1999)
- 34 Morehead State (12-18-1999)
- 34 vs. Kentucky (1-5-2000)
- 33 Maryland (2-19-1997)
- 33 Maryland (1-4-1994)
- 33 vs. North Carolina (3-10-2001)

Highest 3-Pt. FG Pct.

- Minimum 8 attempts**
- .778 (7-9) vs. Texas (11-27-1991)
 - .778 (7-9) at Louisville (1-6-1988)
 - .778 (7-9) Maryland (2-17-1988)
 - .750 (9-12) at Maryland (2-8-1988)
 - .750 (6-8) Duke (1-10-1993)
 - .727 (8-11) Alcorn State (1-18-1989)
 - .727 (8-11) at Duke (2-4-2015)
 - .688 (11-16) Coastal Carolina (12-19-1989)
 - .667 (6-9) Vanderbilt (1-3-2006)
 - .667 (8-12) vs. Maryland (3-12-2010)
 - .636 (7-11) at Duke (1-28-1990)
 - .625 (10-16) at Louisville (2-10-1990)
 - .625 (10-16) at NC State (1-15-2017)
 - .625 (15-14) vs. Clayton State (1-23-2022)
 - .619 (13-21) UNC Greensboro (12-28-1999)
 - .611 (11-18) at Florida State (2-9-2006)

Fewest 3-Pt. Field Goals

- (made-attempts)**
- 0-0 vs. Boston College (12-19-1986)
 - 0-0 vs. SMU (12-20-1986)
 - 0-0 vs. Rutgers (12-27-1986)
 - 0-0 at Old Dominion (1-12-1987)
 - 0-1 at North Carolina (1-24-1987)
 - 0-1 Maryland (2-1-1987)
 - 0-2 vs. Air Force (12-11-2004)
 - 0-3 Pennsylvania (12-1-1986)
 - 0-3 Duke (1-29-1987)
 - 0-3 vs. Virginia (3-6-1987)
 - 0-4 North Carolina A&T (1-14-1987)
 - 0-5 Duke (2-23-2005)
 - 0-12 at Virginia (1-22-2015)

Free Throws

- 46 Furman (12-22-1971)
- 41 Georgia State (11-25-2020)
- 40 vs. North Carolina (2-14-1970)
- 40 vs. Canisius (12-31-1955)
- 37 at Auburn (12-19-1970)
- 37 at Florida State (1-31-1966)
- 37 Notre Dame (2-25-1989)
- 36 Rice (1-2-1971)
- 36 Florida (2-28-1955)
- 36 vs. Iowa State (3-18-1988)
- 35 at Alabama (12-30-1958)
- 35 vs. Memphis (11-21-2006)

Free Throw Attempts

- 59 Georgia State (11-25-2020)
- 56 Furman (12-22-1971)
- 53 Charleston Southern (11-16-1998)
- 51 vs. Canisius (12-31-1955)
- 51 Vanderbilt (1-26-1953)
- 50 Georgia (2-2-1972)
- 50 at Kentucky (1-5-1957)
- 50 vs. Memphis (11-21-2006)
- 49 Arkansas-Pine Bluff (11-23-2002)
- 48 vs. Florida (12-29-1952)
- 47 at Auburn (12-19-1970)
- 47 vs. North Carolina (2-14-1970)
- 47 Wyoming (12-22-1958)
- 47 at Furman (1-13-1955)
- 46 at Florida State (1-31-1966)
- 46 at Alabama (12-30-1958)
- 46 LSU (2-13-1956)
- 46 vs. Georgia, 3 ot (12-19-1990)

Highest Free Throw Pct.

- Minimum 15 attempts**
- 1.000 (18-18) at Maryland (2-2-1985)
 - 1.000 (15-15) Baptist (11-27-1978)
 - .964 (27-28) Maryland (1-3-1996)
 - .960 (24-25) vs. Oklahoma St. (3-19-2010)
 - .958 (23-24) Florida State (2-15-1965)
 - .957 (22-23) at Duke (2-26-1983)
 - .957 (22-23) Maryland (2-4-1989)
 - .955 (21-22) at Florida State (2-24-1968)
 - .952 (20-21) Coppin State (12-27-2017)
 - .944 (17-18) vs. Connecticut (2-11-2007)
 - .941 (16-17) Richmond (12-22-1988)
 - .941 (16-17) at Wake Forest (3-2-2005)
 - .933 (14-15) NC State (12-19-1962)
 - .933 (14-15) Duke (1-30-1984)

- .933 (14-15) Clemson (2-23-2016)
- .931 (27-29) at Auburn (2-15-1972)
- .923 (24-26) VCU (12-15-2015)
- .920 (23-25) Rice (12-5-1964)
- .920 (23-25) at Georgia (1-11-1961)

Lowest Free Throw Pct.

- Minimum 15 attempts**
- .333 (6-18) vs. Florida State (3-9-2000)
 - .368 (7-19) Duke (1-14-2009)
 - .375 (9-24) Col. of Charleston (1-16-1993)
 - .389 (7-18) at Notre Dame (12-30-2017)
 - .400 (8-20) at Alabama (2-3-1962)
 - .400 (8-20) vs. NC State (2-11-1972)
 - .400 (6-15) North Carolina A&T (12-11-1989)
 - .412 (7-17) vs. Iona (1-4-1983)
 - .421 (8-19) at Duke (2-3-1988)
 - .421 (8-19) NC State (1-17-2023)
 - .429 (9-21) vs. Virginia (3-9-2001)
 - .438 (7-16) at Alabama (12-11-1972)
 - .438 (7-16) at Louisville (1-11-1997)
 - .438 (7-16) vs. Kentucky (12-19-1998)
 - .445 (11-25) IPFW (11-21-2014)
 - .450 (9-20) at Air Force (2-5-1972)
 - .462 (6-13) at NC State (12-23-2011)
 - .467 (7-15) SMU (12-3-1968)
 - .467 (7-15) vs. Santa Clara (12-30-1995)
 - .467 (7-15) vs. Alabama (11-27-1997)
 - .471 (8-17) at Alabama (12-17-1962)
 - .472 (25-53) Charleston So. (11-16-1998)

Assists

- 34 Youngstown State (12-29-1992)
- 31 Monmouth (1-17-1985)
- 31 Georgia State (12-7-1991)
- 31 NC State (1-27-1993)
- 31 Morgan State (12-23-2000)
- 30 Augusta (12-12-1987)
- 30 NC State (2-29-1992)
- 30 Georgia State (11-16-2006)
- 30 Cornell (11-13-2015)
- 29 Wake Forest (12-10-1985)
- 29 Maryland (2-17-1988)
- 29 Duke (2-28-1988)
- 29 Kentucky State (1-30-2010)
- 29 Kennesaw State (12-28-2018)

Blocked Shots

- 16 Southern (11-14-2016)
- 15 University of the South (12-13-1982)
- 15 Clemson (3-6-2008)
- 14 Winthrop (11-24-1997)
- 14 Virginia (1-8-2005)
- 13 Coastal Carolina (11-28-1994)
- 13 Georgia Southern (1-28-1998)
- 13 Alabama State (11-19-2004)
- 12 Georgia State (12-12-1992)
- 12 Coastal Carolina (12-17-1997)
- 12 at Tulane (12-3-2011)
- 12 Tennessee (11-16-2015)
- 12 Pittsburgh (2-20-2019)

Steals

- 24 Florida A&M (11-26-1994)
- 21 Saint Francis, Pa. (12-30-2006)
- 19 Alabama A&M (12-17-2003)
- 19 at Wake Forest (3-3-2011)
- 18 Winston-Salem State (12-29-2009)
- 17 Florida A&M (11-14-2009)
- 17 at Miami (2-3-2011)
- 16 University of the South (12-13-1982)
- 16 UNC-Asheville (11-18-2005)
- 16 at Mercer (11-22-2008)
- 16 NC State (2-14-2009)
- 16 Charleston Southern (11-12-2010)
- 16 Albany (11-17-2010)

Fewest Turnovers

- 4 at Wake Forest (2-13-1988)
- 4 vs. LSU (3-17-1990)
- 4 Tulane (11-9-2012)
- 4 at Pittsburgh (2-21-2023)
- 5 Marist (12-23-2003)
- 5 at Virginia (2-24-2013)</

ACC GAME TEAM HIGHS/LOWS

Most Points Scored

- 112 vs Wake Forest (3-8-2007)
- 111 at Clemson (1-24-2001)
- 111 at Florida State, 2ot (2-11-1999)
- 105 Virginia (2-14-1998)
- 104 Maryland (2-17-1988)
- 102 North Carolina (2-1-1990)
- 102 Wake Forest, ot (1-27-2005)
- 101 Clemson (3-8-1992)
- 101 Wake Forest (1-6-1991)
- 100 Maryland (2-4-1995)
- 100 North Carolina, 2ot (2-8-1998)

Most Points Allowed

- 114 vs Wake Forest, 2ot (3-8-2007)
- 110 at Duke (1-4-2017)
- 108 at Clemson (1-24-2001)
- 108 at Florida State, 2ot (2-11-1999)
- 107 North Carolina, 2ot (2-8-1998)
- 106 at Duke (2-26-1983)
- 104 at Duke (1-10-2002)
- 104 at North Carolina (2-29-2009)
- 103 at North Carolina (1-11-2004)
- 101 Wake Forest, ot (1-27-2005)
- 100 at North Carolina (1-24-1981)

Fewest Points Scored

- 28 at Virginia (1-22-2015)
- 36 vs Miami (3-8-2012)
- 37 at Virginia (12-1-1979)
- 37 Clemson (2-21-2012)
- 38 at Wake Forest (2-6-1982)
- 38 Virginia (1-19-2012)
- 39 vs North Carolina (3-4-1982)
- 40 at NC State (1-26-1982)
- 41 at Clemson (2-4-2014)
- 42 at Duke (1-7-1980)
- 42 at Maryland (2-16-1981)
- 42 Miami (1-18-2014)
- 42 Clemson (2-6-2019)
- 43 vs Virginia Tech (3-10-2011)
- 43 Duke (1-28-2023)
- 45 at Maryland (12-23-1981)
- 45 Virginia (2-8-2014)
- 45 Syracuse (1-7-2015)
- 46 vs NC State (3-6-1997)
- 46 at Duke (2-3-1982)
- 46 Wake Forest (1-27-2000)
- 47 vs Virginia (3-5-1981)
- 47 Florida State (2-16-2019)
- 48 Virginia (1-18-2018)
- 49 at Virginia (1-21-2017)
- 49 Virginia Tech (1-9-2019)
- 49 at Florida State (2-2-2019)

Fewest Points Allowed

- 43 at Maryland (12-23-1981)
- 43 Maryland (2-19-1985)
- 45 at Clemson (2-4-2014)
- 46 Virginia (1-21-1985)
- 46 Florida State (1-30-2002)
- 46 Syracuse (1-7-2015)
- 47 at Duke (2-3-1982)
- 47 NC State (1-15-1984)
- 47 Virginia (2-9-2000)
- 47 Boston College (2-4-2012)
- 49 at Wake Forest (2-16-1980)
- 49 at NC State (1-26-1982)
- 49 at Wake Forest (2-19-1986)
- 49 at Virginia (2-22-1992)

Largest Margin of Victory

- 35 Wake Forest (1-19-2011)
- 31 Florida State (1-30-2002)
- 30 Clemson (2-1-1995)
- 27 North Carolina (2-1-1990)
- 27 Virginia (1-19-1991)
- 27 at Miami (2-20-2021)
- 26 at Wake Forest (3-3-2011)
- 24 at Clemson (2-6-2002)
- 24 NC State (1-11-2003)
- 23 Virginia (1-8-2005)
- 22 Maryland (2-17-1988)
- 22 Florida State (1-25-2017)
- 21 Florida State (1-27-1996)
- 21 Clemson (1-24-1991)
- 21 Virginia (2-9-2000)
- 21 Clemson (2-25-2001)

Largest Margin of Defeat

- 53 at Duke (1-4-2017)
- 44 at Duke (2-21-2001)
- 43 Duke (1-28-2023)
- 41 at Duke (1-9-1991)
- 41 at Virginia (2-16-1981)
- 41 at Duke (1-6-1989)
- 40 at North Carolina (1-24-1981)
- 37 Virginia (1-17-1981)
- 37 at North Carolina (1-24-1987)
- 34 Syracuse (12-7-2019)
- 32 at Virginia (2-7-1984)
- 32 Duke (2-9-2002)
- 32 Virginia (1-19-2012)
- 31 Maryland (2-21-1999)
- 30 at Virginia (2-27-2019)

Fewest Points - Both Teams

- 85 at Virginia (1-22-2015)
- 86 at Clemson (2-4-2014)
- 88 at Maryland (12-23-1981)
- 89 at NC State (1-26-1982)
- 90 Miami (3-8-2012)
- 91 at Wake Forest (2-6-1982)
- 91 Maryland (2-19-1985)
- 91 Syracuse (1-7-2015)
- 92 at Virginia (12-1-1979)
- 93 at Duke (2-3-1982)
- 93 Clemson (2-21-2012)
- 94 vs North Carolina (3-4-1982)
- 95 Virginia (1-21-1985)
- 97 at Wake Forest (2-16-1980)
- 97 at Duke (1-7-1980)

Most Points - Half

- 62 Maryland (2-4-1995, 2nd)
- 62 at Clemson (1-24-2001, 1st)
- 58 Virginia (2-14-1998, 1st)
- 58 Clemson (3-8-1992, 2nd)
- 57 North Carolina (2-1-1990, 2nd)
- 57 Maryland (2-17-1988, 2nd)
- 56 Maryland (1-3-1986, 2nd)

Most Points Allowed - Half

- 61 at Wake Forest (3-2-2005, 2nd)
- 61 at Clemson (3-4-2006, 2nd)
- 61 at Duke (1-4-2017, 1st)
- 58 at Duke (1-10-2002, 1st)
- 58 at Duke (1-9-1991, 2nd)
- 57 at Duke (2-26-1983, 2nd)
- 56 North Carolina (3-2-1988, 2nd)

- 56 at NC State (2-20-1988, 2nd)
- 56 at North Carolina (1-4-2000, 2nd)
- 55 at Clemson (1-24-2001, 2nd)

Fewest Points - Half

- 12 at Virginia (1-22-2015, 2nd)
- 14 vs Virginia (1-19-1991, 1st)
- 15 Clemson (2-14-2013, 1st)
- 15 North Carolina (2-11-1980, 1st)
- 15 Virginia (2-8-2014, 2nd)
- 15 Boston College (2-11-2017, 1st)
- 16 at Virginia (1-22-2015, 1st)
- 16 at Clemson (2-16-1981, 1st)
- 16 at Louisville (2-8-2018, 1st)
- 16 at Duke (1-9-1991, 1st)
- 17 at Virginia (12-1-1979, 1st)
- 17 at Virginia (2-16-1981, 1st)
- 17 Maryland (2-19-1985, 1st)
- 17 Virginia (1-19-2012, 1st)
- 17 at Wake Forest (2-15-2012, 1st)
- 17 Miami (1-18-2014, 1st)
- 18 vs Maryland (2-28-1980, 2nd)
- 18 NC State (2-2-1999, 1st)
- 18 at Wake Forest (2-16-1999, 1st)
- 18 at Clemson (2-2-2000, 1st)
- 18 Clemson (2-21-2012, 1st)
- 18 Syracuse (1-7-2015, 2nd)
- 18 Louisville (1-7-2017, 1st)
- 18 Clemson (2-6-2019, 2nd)
- 18 Duke (1-28-2023, 2nd)

Fewest Points Allowed - Half

- 15 Florida State (1-25-2017, 1st)
- 16 at North Carolina (1-14-1980, 2nd)
- 17 at Maryland (2-28-1980, 2nd)
- 17 Virginia (1-19-1991, 1st)
- 17 Virginia (12-4-2005, 1st)
- 17 Louisville (2-23-2015, 1st)
- 18 Maryland (2-1-1991, 1st)
- 18 at Virginia Tech (2-9-2013, 1st)
- 18 vs Rhode Island (11-30-2014, 1st)
- 18 at Northwestern (12-3-2014, 1st)
- 18 Syracuse (1-7-2015, 2nd)
- 18 Virginia Tech (2-4-2020, 1st)
- 18 at Miami (2-20-2021, 1st)
- 19 vs Maryland (3-11-1983, 1st)
- 19 Virginia (1-21-1985, 2nd)
- 19 Maryland (2-19-1985, 1st)
- 19 vs Virginia (3-8-1985, 1st)
- 19 vs NC State (3-6-1997, 1st)
- 19 Florida State (1-30-2002, 2nd)
- 19 at Clemson (2-28-2004, 1st)
- 19 vs NC State (3-13-2010, 1st)
- 19 Boston College (2-4-2012, 1st)
- 19 vs Miami (3-8-2012, 1st)

Field Goals

- 40 North Carolina, 2ot (2-8-1998)
- 40 NC State, ot (2-29-1992)
- 38 at North Carolina (1-27-1991)
- 38 Duke (2-28-1988)
- 37 North Carolina (2-1-1990)
- 37 Virginia (2-14-1998)
- 36 Last: at Miami (2-20-2020)

Field Goal Attempts

- 89 North Carolina, 2ot (2-8-1998)
- 83 at North Carolina (1-27-1991)
- 82 at North Carolina (1-8-1998)
- 81 Maryland (1-4-1994)
- 78 Duke (1-11-1990)

- 77 at Florida State, 2ot (2-11-1999)
- 77 at North Carolina (2-3-2001)
- 76 at North Carolina (1-11-1995)

3-Point Field Goals

- 18 at Syracuse (2-28-2023)
- 17 at Clemson (1-24-2001)
- 16 at North Carolina (2-10-1996)
- 16 Clemson (1-20-2021)
- 15 at North Carolina (2-12-1994)
- 15 at Virginia (2-23-2002)
- 15 at Clemson (1-16-2024)
- 15 at Wake Forest (2-24-2024)
- 14 Virginia (2-14-1998)
- 14 at Florida State, 2ot (2-11-1999)
- 14 Clemson (3-4-2000)
- 14 vs Boston College (3-14-2013)
- 14 Syracuse (12-7-2019)
- 13 North Carolina (2-10-2004)
- 13 vs Virginia (3-13-2008)

3-Point FG Attempts

- 40 at Syracuse (2-28-2023)
- 37 at North Carolina (2-10-1996)
- 35 North Carolina, 2ot (2-8-1998)
- 35 Notre Dame (1-9-2024)
- 35 at Clemson (1-16-2024)
- 34 at Florida State, 2ot (2-11-1999)
- 33 Maryland (2-19-1997)
- 33 vs North Carolina (3-10-2001)
- 33 Syracuse (12-7-2019)
- 32 at North Carolina (2-28-1990)
- 32 North Carolina (1-10-1996)

Free Throws

- 33 at NC State, 2ot (2-17-1990)
- 32 Maryland (2-4-1995)
- 31 Wake Forest, ot (1-27-2005)
- 30 Virginia, ot (2-25-1999)
- 30 Wake Forest, ot (3-1-2008)

Free Throw Attempts

- 44 Wake Forest, ot (3-1-2008)
- 41 Virginia, ot (2-25-1999)
- 40 Maryland (1-13-2002)
- 40 at NC State, 2ot (2-17-1990)
- 39 at Clemson (1-24-2001)
- 39 at Wake Forest (2-19-2020)
- 38 NC State (12-29-1979)
- 38 Wake Forest, ot (1-27-2005)

Rebounds

- 56 Florida State (1-27-1996)
- 55 Florida State (3/2/2024)
- 54 Maryland (2-1-1991)
- 54 Virginia (1-8-2005)
- 53 Clemson (1-24-1991)
- 53 Florida State (1-25-2017)
- 52 North Carolina (2-1-1990)
- 52 Clemson (3-7-1993)
- 52 Clemson (1-19-2010)
- 51 at Clemson, ot (2-5-1992)
- 51 at Maryland (1-5-1993)
- 50 Duke (1-11-1990)
- 50 Virginia (1-19-1991)
- 50 Maryland (1-21-1998)
- 50 Virginia, ot (12-28-2008)
- 50 Wake Forest (1-19-2011)

Assists

- 31 NC State (1-27-1993)
- 29 Duke (2-28-1988)
- 29 Maryland (2-17-1988)
- 29 Wake Forest (2-10-1985)
- 27 at Syracuse (2-28-2023)
- 26 Maryland (1-4-1994)
- 26 Syracuse (2-27-2021)

Steals

- 19 at Wake Forest (3-3-2011)
- 17 Clemson (2-3-3007)
- 17 at Miami (2-3-2011)
- 16 NC State (2-14-2009)
- 15 Maryland (1-25-2006)
- 15 Miami (3-6-2011)
- 15 North Carolina (12-31-2016)
- 15 at Syracuse (1-12-1991)
- 15 vs Florida State (3-13-2021)
- 15 vs Kentucky (12-6-2020)
- 14 North Carolina (2-27-1985)
- 14 North Carolina (1-12-1994)
- 14 Florida State (1-27-1996)
- 14 Wake Forest (2-22-2004)
- 14 at North Carolina (1-12-2005)
- 14 at Clemson (2-8-2005)
- 14 North Carolina (2-19-2013)
- 14 Syracuse (12-7-2019)

Blocked Shots

- 15 Clemson (3-6-2008)
- 14 Virginia (1-8-2005)
- 13 vs Virginia (3-13-1992)
- 12 Pittsburgh (2-20-2019)
- 11 North Carolina (2-10-2004)
- 11 at Maryland (2-19-2004)
- 11 at Duke (3-3-2004)
- 11 Florida State (12-20-2009)
- 11 at Louisville (2-12-2021)
- 10 at Maryland (2-9-1992)
- 10 Clemson (1-24-1991)
- 10 at Virginia (1-15-1998)
- 10 at Maryland (1-6-2001)
- 10 Boston College, ot (1-20-2009)
- 10 Wake Forest (1-31-2009)
- 10 Boston College (2-27-2010)
- 10 North Carolina (2-19-2013)
- 10 at NC State (1-15-2017)
- 10 at Virginia Tech (1-18-2017)

Fewest Turnovers

- 4 at Wake Forest (2-13-1988)
- 4 at Pittsburgh (2-21-2023)
- 5 at Virginia (2-24-2013)
- 5 at Notre Dame (1-13-2016)
- 5 at Louisville (2-1-2023)
- 5 at Boston College (3-4-2023)
- 5 vs Florida State (3-7-2023)
- 5 at Virginia Tech (1-27-2024)

Most Points in a Game - Both Teams

Pts.	Opponent	Date	W/L	Score
243	Georgia State (4 ot)	11-25-2020	L	120-123
229	vs. Loyola Marymount	12-22-1990	W	135-94
227	vs. Texas	11-27-1991	W	120-107
226	vs. Wake Forest (2 ot)	3-8-2007	L	112-114
219	at Florida State (2 ot)	2-11-1999	W	111-108
219	at Clemson	1-24-2001	W	111-108
217	vs. Georgia (3 ot)	12-19-1990	W	112-105
212	vs. NC State	2-10-1973	L	94-118
211	at UCLA	12-27-1969	L	90-121
207	North Carolina (2 ot)	2-8-1998	W	107-100
207	Georgia State	1-10-1989	W	121-86
206	at Furman	1-13-1955	L	95-111
204	at Furman	1-31-1953	L	93-111
203	vs. Pittsburgh	12-28-1989	W	111-92
203	Wake Forest (ot)	1-27-2005	W	102-101
199	Furman	12-22-1971	W	108-91
199	vs. North Carolina	2-14-1970	W	104-95
199	TCU	12-1-1965	W	112-87
197	Cornell	11-13-2015	W	116-81
196	vs. Yale	12-28-1973	L	95-101
196	at Clemson	2-22-1966	L	90-106
196	Lafayette	12-10-1994	W	112-84
195	at NC State	2-12-1966	L	93-102
195	Florida A&M	12-1-1992	W	112-83

Most 30-Point Games

- Rich Yunkus (high game: 47) 25
- Dennis Scott (high game: 42) 20
- Kenny Anderson (high game: 50) 15
- Tom Hammonds (high game: 40) 6
- Sammy Drummer (high game: 37) 6
- Roger Kaiser (high game: 38) 5

Triple-Doubles

- Bruce Dalrymple** - vs. UNC Charlotte (2-6-1986)
14 points, 10 rebounds, 10 assists
- Dennis Scott** - vs. Alcorn State (11-20-1987)
17 points, 10 rebounds, 10 assists
- Kenny Anderson** - vs. Pittsburgh (12-28-1989)
32 points, 12 rebounds, 18 assists
- Iman Shumpert** - vs. Virginia Tech (1-25-2011)
22 points, 12 rebounds, 11 assists
- Ja'von Franklin** - at Syracuse (2-28-2023)
14 points, 15 rebounds, 10 assists

Consecutive Games with a 3-pt FG

- Dennis Scott** - 69 games (ACC record)
1/12/1988 vs. Georgia State through 2/7/1990 vs. Wake Forest
- Matt Harpring** - 42 games
1/3/196 vs. Maryland through 2/2/1997 vs. Duke
- Anthony Morrow** - 41 games
2/11/2007 vs. Connecticut through 3/13/2008 vs. Virginia
- Travis Best** - 39 games
2/2/1992 vs. Maryland through 3/12/1993 vs. Duke
- Jose Alvarado** - 35 games
1/4/2020 vs. North Carolina through 2/12/2021 vs. Clemson

Perfect Games at the Free Throw Line

- (minimum 10 attempts)
- 15-15 Roger Kaiser vs. Oklahoma City (2-14-1959)
- 14-14 Mark Price vs. Duke (3-9-1985)
- 13-13 Rich Yunkus vs. Furman (1-15-1970)
- 12-12 Bobby Kimmel at Vanderbilt (1-22-1955)
- 12-12 Terry Randall vs. Howard (1-3-1957)
- 12-12 Bob Seemer vs. Florida State (1-24-1970)
- 12-12 Rich Yunkus at Tulane (2-23-1970)
- 12-12 Brian Oliver at Wake Forest (1-7-1989)
- 12-12 Matt Harpring at Maryland (2-21-1998)
- 12-12 Daniel Miller vs. Maryland (2-27-2013)
- 12-12 Marcus Georges-Hunt vs. Louisville (1-23-2016)
- 11-11 Roger Kaiser vs. Ohio (3-11-1960)
- 11-11 Phil Wagner vs. Georgia (1-21-1967)
- 11-11 Robert Carter, Jr. at Florida State (3-2-2014)
- 10-10 Bud Blemker vs. Alabama (12-5-1957)
- 10-10 Bud Blemker at Vanderbilt (2-28-1959)
- 10-10 Phil Wagner vs. Tulane (1-6-1968)
- 10-10 Bruce Dalrymple vs. Virginia (1-23-1984)
- 10-10 Matt Harpring vs. Maryland (3-9-1996)
- 10-10 Tony Akins vs. North Carolina (2-2-2002)
- 10-10 Jarrett Jack at North Carolina (1-12-2005)
- 10-10 Jeremis Smith vs. Tennessee State (12-10-2005)
- 10-10 Jalon Moore vs. Northeastern (12-2-2022)

Perfect from Three

- (minimum 5 attempts)
- 5-5 Tony Akins vs. Davidson (12-19-2001)
has happened only once

RECORDS

SINGLE-GAME OPPONENT HIGHS

100-Point Games

123	Georgia State (11-25-2020, 4ot)
121	at UCLA (12-27-69)
118	vs. North Carolina (2-12-72)
118	vs. NC State (2-10-73)
114	at Furman (2-11-54)
114	vs. Wake Forest (3-8-07)
111	at Furman (1-31-53)
111	at Furman (1-13-55)
111	vs. North Carolina (2-8-75)
110	at Duke (1-4-17)
108	at Florida State, 2ot (2-11-99)
108	at Florida State (2-19-72)
108	vs. Baylor (12-27-73)
108	vs. North Carolina (2-9-74)
108	at Clemson (1-24-01)

107	vs. North Carolina (2-9-73)
107	at Duke (2-22-75)
107	vs. Texas (11-27-91)
107	North Carolina (2-2-86)
106	at Clemson (2-22-66)
106	at Duke (2-26-83)
105	at Kentucky (1-9-54)
105	vs. Georgia, 3ot (12-19-90)
105	Illinois (vs. 11-23-01)
104	at Kentucky (1-7-56)
104	vs. Wisconsin (12-28-63)
104	at Duke (1-10-02)
104	at North Carolina (2-28-09)
103	at Vanderbilt (2-29-64)
103	at North Carolina (1-11-54)
102	vs. Marquette (12-27-06)
102	at NC State (2-12-66)
102	vs. Bowling Green (12-30-72)
102	Oklahoma City (2-28-73)
102	Mercer (1-28-74)
102	at Illinois (1-22-89)
102	at Virginia Tech (2-13-11)
101	Wake Forest (1-27-05)

*Last opponent to score 100 points in regulation

Fewest Points

6	at Auburn (2-27-1914)
7	Mercer (1-8-1909)
9	at Sacrament Athletic Club (12-30-1923)
11	Georgia, ot (3-17-1906)
11	at Clemson (2-8-1913)
11	vs. Birmingham Southern (2-25-1921)
12	Auburn (2-20-1914)
12	Auburn (1-28-1922)
13	at Clemson (1-5-1924)
13	Auburn (2-19-1926)
13	Clemson (1-20-1937)
14	at Newberry (3-5-1920)
14	vs. Sewanee (2-27-1925)
14	Southern Bell (1-28-1927)

Since 1949-50

36	vs. Rice (11-22-2012)
37	Wofford (1-31-1977)
37	Alabama State (11-19-2004)
38	Florida (2-10-1950)
38	Auburn (2-7-1961)
38	vs. Cincinnati (3-2-1978)
38	Georgia (2-18-1980)
38	Presbyterian (11-14-2012)
39	Chattanooga (12-3-1949)
39	Charleston Southern (11-12-2010)
39	Wake Forest (1-19-2011)
40	vs. Boston University (12-28-1965)
40	at Boston College (1-19-1980)
40	at Georgia Southern (2-13-1982)
40	Maryland-Eastern Shore (1-13-1985)
40	UNC Greensboro (12-31-1996)
40	at St. Louis (2-16-2002)
40	Marist (12-23-2003)
40	Florida A&M (12/9/2018)

Most Points - Half

67	vs. Illinois (11-23-2001, 1st)
64	vs. North Carolina (2-9-1973, 2nd)
62	vs. NC State (2-10-1973, 1st)
62	at UCLA (12-27-1969, 1st)
61	vs. North Carolina (2-9-1974, 2nd)
61	vs. Baylor (12-27-1973, 2nd)
61	vs. North Carolina (2-12-1972, 1st)
61	at Wake Forest (3-2-2005, 2nd)
61	at Clemson (3-4-2006, 2nd)
61	at Duke (1-4-2017)
60	vs. Bowling Green (12-30-1972, 2nd)
60	vs. Texas (11-27-1991, 2nd)

Most Points - OT Period

24	at Clemson (2-5-1992)
21	at Illinois (1-22-1989)
17	North Carolina (2-8-1998, 2nd)
17	vs. Wake Forest (3-8-2007, 1st)
16	at Wake Forest (2-2-1994)
15	Georgia (1-26-1949)
15	at Florida (2-22-1960)
15	at Rice (12-16-1963)
15	vs. Wake Forest (3-8-2007, 2nd)
15	Virginia Tech (1-12-2013)

Fewest Points - Half

8	Univ. of the South (12-2-1980, 2nd)
11	UTRGV (11-21-2018, 1st)
12	UNC Greensboro (12-31-1996, 1st)
12	at Air Force (12-11-2004, 1st)
13	Virginia (12-1-1969, 1st)
13	at St. Louis (2-16-2002, 1st)
13	Charleston Southern (11-12-2010, 1st)
13	Wake Forest (1-19-2011, 2nd)
13	Presbyterian (11-14-2012, 2nd)
13	Florida A&M (12-9-2018, 1st)
14	Wofford (1-19-1984, 1st)
14	Marist (12-23-2003, 1st)

14	James Madison (12-15-2004, 1st)
14	Miss. Valley St. (11-26-2013, 1st)
15	Wofford (1-31-1977, 1st)
15	at Georgia (11-26-1976, 2nd)
15	Tennessee (2-17-1959, 2nd)
15	Tennessee State (12-6-2003, 1st)
15	Alabama A&M (12-17-2003, 1st)
15	Florida State (1-25-2017, 1st)

Field Goals

49	at UCLA (12-27-1969)
49	vs. NC State (2-10-1973)
46	vs. North Carolina (2-8-1975)
46	vs. North Carolina (2-9-1973)
46	at Duke (2-22-1975)
46	Georgia State (11-25-2020)
45	vs. NC State (2-7-1975)

Field Goal Attempts

103	vs. Loyola Marymount (12-22-1990)
95	Georgia State (11-25-2020)
94	vs. North Carolina (2-9-1973)
94	vs. Georgia (12-19-1990)
93	vs. NC State (2-7-1975)
93	vs. Texas (11-27-1991)
90	vs. NC State (2-10-1973)
90	vs. NC State (2-8-1974)

Highest Field Goal Pct.

.700	(28-40)	North Carolina (1-23-1982)
.692	(27-39)	at Clemson (1-12-2011)
.659	(29-44)	Georgia (1-16-1974)
.652	(30-46)	Wake Forest (1-2-1982)
.645	(40-62)	at North Carolina (1-24-1987)
.643	(27-42)	at NC State (2-22-1997)
.638	(37-58)	North Carolina (2-2-1998)
.630	(29-46)	vs. Wake Forest (3-10-1996)
.625	(30-48)	at Virginia (2-7-1994)
.623	(38-61)	Tulane (1-7-1967)
.623	(38-61)	at North Carolina (2-21-2015)
.621	(36-58)	at Florida State (2-21-1970)
.618	(21-34)	vs. Virginia Tech (12-22-1979)

Lowest Field Goal Pct.

.163	(13-80)	at Kentucky (1-2-1960)
.229	(11-48)	vs. Rice (11-22-2012)
.230	(17-74)	Howard (1-3-1957)
.230	(17-74)	at Alabama (12-17-1962)
.235	(16-68)	Georgia (12-18-1956)
.247	(20-81)	vs. Virginia (3-13-1992)
.250	(15-60)	Alabama State (12-17-2012)
.254	(16-63)	Tennessee (2-20-1962)
.254	(16-63)	UNC-Greensboro (12-31-1996)
.255	(14-55)	Wofford (11-24-2000)
.255	(13-51)	Alabama A&M (12-17-2003)
.255	(13-51)	Alabama State (11-19-2004)
.256	(20-78)	Tulane (2-8-1958)

3-Point Field Goals

16	at Duke (1-4-2017)
15	Presbyterian (1-6-2008)
15	at Louisville (1-15-1994)
15	at Syracuse (3-4-2017)
14	at Clemson (1-24-2001)
14	North Carolina (2-2-2002)
14	at Illinois (11-28-2012)
14	vs. Boston College (3-14-2013)
14	at Cincinnati (11-22-2023)
14	Clemson (2-21-2024)
13	Campbell (11-27-1995)
13	vs. Santa Clara (12-30-1995)
13	at Virginia (1-8-2000)
13	Pennsylvania (11-19-2001)
13	vs. Illinois (11-23-2001)
13	Duke (2-9-2002)
13	at NC State (1-14-2006)
13	Cornell (11-13-2015)
13	at Virginia Tech (2-13-2019)
13	North Carolina (1-29-2019)

3-Point FG Attempts

41	at NC State (1-24-2004)
40	Marist (1-2-1990)
38	at Chattanooga (12-14-2009)
36	Cornell (1-2-2002)
36	at Virginia, ot (1-27-2008)
35	vs. Georgia (12-19-1990)
35	at NC State (3-6-2019)
34	North Texas (12-31-1997)
33	vs. Clemson (3-13-1993)
33	vs. Air Force (12-11-2004)
33	Belmont (3-19-2017)
33	at Syracuse (1-12-2019)
33	Miami (3-4-2009)
32	Tusculum (2-7-2017)
32	at Syracuse (2-21-2022)
32	Miami (1-4-2002)
32	Furman (12-19-1994)
31	North Carolina (2-2-2002)
31	Gardner-Webb (12-1-2002)
31	Florida State (3-6-3004)
31	Wake Forest (1-27-2005)
31	Presbyterian (1-6-2008)
31	Cornell (11-13-2015)
31	Wofford (12-22-2016)
31	Duke (1-4-2017)
30	Georgia State (1-10-1989)
30	at NC State (1-8-1992)
30	Mount St. Mary's (12-18-1996)
30	at Duke (2-21-2001)
30	at Mercer (11-22-2008)
30	vs. Boston University (11-22-2009)
30	vs. Rice (11-22-2012)
30	at Syracuse (3-4-2017)
30	at Wofford (12-6-2017)
30	Georgia State (11-25-2020)

Highest 3-Pt. FG Pct.

Minimum 10 attempts		
.786	(11-14)	at Clemson (1-12-2011)
.667	(10-15)	vs. UNLV (3-31-1990)
.667	(12-18)	at Duke (2-4-2010)
.647	(11-17)	Duke (2-26-2003)
.643	(9-14)	NC State (2-2-1983)
.643	(9-14)	Maryland (1-4-1994)
.643	(9-14)	vs. Wake Forest (3-10-1996)
.625	(10-16)	NC State (2-3-1991)
.625	(10-16)	at North Carolina (1-29-2012)
.625	(15-24)	at Syracuse (3-4-2017)
.615	(8-13)	at North Carolina (1-8-1998)
.615	(8-13)	vs. Maryland (12-6-1998)
.615	(8-13)	vs. Michigan (12-1-1999)
.600	(9-15)	vs. Michigan (11-26-1993)
.600	(6-10)	Appalachian State (2-21-1983)
.600	(9-15)	Wake Forest (1-18-2006)
.600	(12-20)	at Louisville (2-8-2018)

Free Throws

41	Maryland (1-25-2008)
37	vs. Yale (12-28-1973)
36	North Carolina (2-11-1980)
36	at Virginia (2-14-1983)
36	at Virginia Tech (2-23-2008)
35	at Southern Methodist (12-1-1961)
35	at Jacksonville (2-8-1969)
35	at Wake Forest (3-2-2005)

Free Throw Attempts

52	at Rice, ot (12-16-1963)
50	at Alabama (1-23-1974)
49	at Virginia Tech (2-23-2008)
47	Georgia (2-27-1954)
46	vs. Yale (12-28-1973)
46	at Wake Forest (3-2-2005)
45	Auburn (2-8-1954)
45	Maryland (1-25-2006)

Highest Free Throw Pct.

Minimum 10 attempts		
1.000	(17-17)	vs. St. Joseph's (11-17-2011)
1.000	(17-17)	Wake Forest (2/6/2024)
1.000	(14-14)	at Wake Forest (2-13-1988)
1.000	(12-12)	at Virginia (1-23-1983)
1.000	(12-12)	Wofford (12-1-2015)
1.000	(12-12)	VCU (12-15-2015)
1.000	(11-11)	at Virginia (1-4-1986)
1.000	(11-11)	vs. Villanova (3-15-1986)
1.000	(11-11)	at Virginia (2-18-1987)
1.000	(11-11)	Augusta (12-12-1987)
.955	(21-22)	at Alabama (12-17-1962)
.950	(19-20)	at Florida State (2-3-2004)
.950	(19-20)	at Pittsburgh (2-21-2023)

Lowest Free Throw Pct.

Minimum 10 attempts		
.250	(4-16)	vs. George Washington (3-18-2005)
.273	(3-11)	at Louisville (1-15-1994)
.304	(7-23)	Winston-Salem State (11-14-2008)
.313	(5-16)	Georgia State (12-3-1977)
.313	(5-16)	at LSU (12-14-1986)
.333	(6-18)	Baylor (12-4-1958)
.333	(5-15)	at LSU (2-9-1959)
.333	(5-15)	Georgia State (1-10-1977)
.333	(4-12)	North Texas (12-31-1997)
.333	(7-21)	at Maryland (1-5-1993)
.333	(10-30)	vs. Connecticut (11-26-2003)
.333	(4-12)	at Clemson (2-8-2005)

Rebounds

68	Tennessee (1-24-1959)
66	at Auburn (2-27-1974)
65	at Kentucky (1-2-1960)
63	at Mississippi (1-14-1957)
63	Auburn (1-22-1958)
63	at Tennessee (1-27-1964)
62	Oklahoma City, 3ot (2-14-1959)
62	Vanderbilt, ot (1-16-1960)
61	at Alabama (1-23-1974)
60	Kentucky (1-25-1960)
60	Georgia (12-7-1957)

Assists

28	at Maryland (2-16-2000)
27	at Florida State (2-21-1970)
26	Florida State (2-14-1966)
26	Chattanooga (12-4-1985)
26	North Carolina (3-2-1988)
26	at Clemson, ot (3-4-1989)
26	vs. Georgia (12-19-1990)
26	at Duke (1-11-1992)
26	at North Carolina (2-28-2009)
18	Maryland (2-21-1999)
17	North Texas (12-31-1998)
17	NC State (2-6-2010)
17	Dayton (11-20-2013)
16	Last vs. Maryland (3-12-2010)

Blocked Shots

13	at Duke (2-5-2005)
12	at Alabama (1-23-1974)
12	Louisville (1-7-2017)
11	James Madison (11-20-1991)
10	vs. Arizona (2-17-1991)
10	at NC State (1-29-1986)
10	vs. LSU (3-17-1990)
10	vs. Massachusetts (12-22-1995)
10	vs. Mississippi (11-29-2013)

OPPONENT INDIVIDUAL HIGHS

30-Point Games

51	Frank Selvy, at Furman (2-11-1954)
48	Rodney Monroe, at NC State (1-13-1991)
47	Doug McKendrick, at Rice (12-6-1965)
42	Shammond Williams, North Carolina (2-8-1998)*
41	Will Solomon, at Clemson (1-24-2001)
41	Olivier Hanlan, vs. Boston College (3-14-2013)
40	KeKe Hicks, Coastal Carolina (11-28-1994)
40	Tyler Hansbrough, North Carolina (2-15-2006)
40	James Florens, Mercer (11-27-2009)
40	Andrew White III, at Syracuse (3-4-2017)
39	Darrell Floyd, at Furman (1-13-1955)
39	Wayman Tisdale, at Oklahoma (12-18-1982)
3	

40-MINUTE MEN

Following is a reverse chronological list of Georgia Tech players since the 1985-86 season who have played every minute of a game (40 minutes of regulation, or every minute of overtime where applicable).

45 = 0T; 50 = 20T; 55 = 3 OT

**last time two players played every minute;

***last time three players played every minute;

#only time a player has played every minute of a triple-overtime game

Date	Player	Opponent/Site
3/8/2023***	Deebo Coleman	vs. Pittsburgh (Greensboro, N.C.)
3/8/2023***	Ja'von Franklin	vs. Pittsburgh (Greensboro, N.C.)
3/8/2023***	Miles Kelly	vs. Pittsburgh (Greensboro, N.C.)
3/7/2023**	Ja'von Franklin	vs. Florida State (Greensboro, N.C.)
3/7/2023**	Lance Terry	vs. Florida State (Greensboro, N.C.)
3/4/2023	Lance Terry	at Boston College
2/25/2023	Lance Terry	Louisville
2/21/2023	Deebo Coleman	at Pittsburgh
2/21/2023	Ja'von Franklin	at Pittsburgh
2/15/2023	Lance Terry	Virginia Tech
2/8/2023	Lance Terry	Notre Dame
1/21/2023	Deebo Coleman	Syracuse
1/14/2023	Lance Terry	Miami
12/1/2021	Michael Devoe	Wisconsin
3/19/2021	Jose Alvarado	vs. Loyola Chicago (Indianapolis, Ind.)
3/13/2021	Jose Alvarado	vs. Florida State (Greensboro, N.C.)
3/2/2021	Jose Alvarado (45)	Duke
2/27/2021	Moses Wright	Syracuse
2/10/2021	Jose Alvarado	Virginia
2/6/2021	Jose Alvarado	Notre Dame
2/1/2021	Moses Wright	at Louisville
1/30/2021	Jose Alvarado	Florida State
1/30/2021	Michael Devoe	Florida State
1/26/2021	Jose Alvarado	at Duke
1/26/2021	Moses Wright	at Duke
1/23/2021	Bubba Parham	at Virginia
2/19/2020	Jose Alvarado	at Wake Forest
2/1/2020	Jose Alvarado	at Notre Dame
3/12/2019	Michael Devoe	vs. Notre Dame (Charlotte, N.C.)
3/6/2019	Jose Alvarado	at NC State
3/3/2019	Michael Devoe (45)	Boston College
2/23/2019	Jose Alvarado	at Miami
2/20/2019	Jose Alvarado	Pittsburgh
2/10/2019	Jose Alvarado	at Notre Dame
2/10/2019	Michael Devoe	at Notre Dame
1/9/2019	Michael Devoe	Virginia Tech
12/22/2018	Jose Alvarado	Georgia
12/19/2018	Jose Alvarado	at Arkansas
12/17/2019	Jose Alvarado	Gardner-Webb
3/6/2018	Ben Lammers	vs. Boston College (Brooklyn, N.Y.)
3/3/2018	Josh Okogie	Wake Forest
3/1/2018	Josh Okogie	NC State
2/24/2018	Tadic Jackson	at Clemson
2/21/2018	Josh Okogie	at Virginia
2/1/2018	Josh Okogie	Duke
2/8/2018	Jose Alvarado	at Louisville
2/4/2018	Jose Alvarado (45)	at Boston College
1/31/2018	Jose Alvarado	Syracuse
1/31/2018	Ben Lammers	Syracuse
1/28/2018	Jose Alvarado	Clemson
1/18/2018	Jose Alvarado	Virginia
1/10/2018	Jose Alvarado	Notre Dame
12/30/2017	Jose Alvarado	at Notre Dame
12/30/2017	Ben Lammers	at Notre Dame
12/30/2017	Josh Okogie	at Notre Dame
12/6/2017	Jose Alvarado	at Wofford
12/3/2017	Ben Lammers	Tennessee
3/21/2017	Ben Lammers	at Mississippi
3/7/2017	Josh Heath	Pittsburgh
3/7/2017	Ben Lammers	Pittsburgh
2/21/2017	Quinton Stephens	NC State
2/19/2017	Quinton Stephens	Syracuse
2/19/2017	Ben Lammers	Syracuse
2/15/2017	Ben Lammers	at Miami
1/28/2017	Ben Lammers	Notre Dame
1/18/2017	Quinton Stephens	at Virginia Tech
1/15/2017	Quinton Stephens	at NC State
2/20/2016	Marcus Georges-Hunt	Notre Dame
1/2/1999	Jason Floyd	at NC State
12/5/1998	Ashley Kelly (45)	Appalachian State
11/28/1998	Jon Babul	vs. West Virginia (Hilo, Hawaii)
11/27/1998	Alvin Jones (45)	vs. New Orleans (Hilo, Hawaii)
1/25/1998	Matt Harpring	at NC State
2/9/1997	Gary Saunders	at Florida State
1/25/1997	Matt Harpring	NC State
1/22/1997	Matt Harpring	at Virginia
1/5/1997	Matt Harpring	Duke
12/26/1996	Eddie Elisma	vs. Hofstra (New York, N.Y.)
12/26/1996	Gary Saunders	vs. Hofstra (New York, N.Y.)
12/12/1996	Matt Harpring	at Maryland
12/1/1996	Matt Harpring	Georgia
3/10/1996	Stephon Marbury	vs. Wake Forest (Greensboro, N.C.)
3/9/1996	Drew Barry	vs. Maryland (Greensboro, N.C.)
2/21/1996	Matt Harpring	at Virginia
2/1/1996	Stephon Marbury	at Virginia
2/17/1996	Drew Barry	Wake Forest
2/3/1996	Stephon Marbury	at Maryland
11/27/1995	Matt Harpring	Campbell (The Omni)
3/10/1995	Travis Best	vs. Virginia (Greensboro, N.C.)
3/4/1995	Travis Best	at Clemson
3/2/1995	Travis Best	Florida State
2/25/1995	Travis Best	at NC State
2/25/1995	Matt Harpring	at NC State
2/15/1995	Travis Best	North Carolina A&T
2/12/1995	Matt Harpring	North Carolina
2/4/1995	Matt Harpring	Maryland

1/11/1995	Travis Best	at North Carolina
1/7/1995	Travis Best	Duke
12/7/1994	James Forrest	vs. Louisville (Georgia Dome)
3/5/1994	Travis Best	Clemson
3/2/1994	Travis Best	Florida State
3/2/1994	Fred Vinson	Florida State
2/12/1994	Travis Best	at North Carolina
1/29/1994	Travis Best	Florida State
1/19/1994	Travis Best	at Wake Forest
1/4/1994	James Forrest	Maryland
12/29/1993	Travis Best	vs. St. John's (Madison Square Garden)
12/15/1993	Travis Best	vs. Georgia (The Omni)
3/4/1993	Travis Best	Florida State
2/28/1993	Travis Best	at NC State
2/23/1993	Travis Best	Virginia
2/20/1993	James Forrest	at Wake Forest
2/20/1993	Travis Best	at Wake Forest
2/17/1993	Travis Best	at Richmond
2/10/1993	Travis Best	at Duke
2/4/1993	Travis Best	Clemson
1/23/1993	Travis Best	at Virginia
1/21/1993	James Forrest	Wake Forest
1/21/1993	Travis Best	Wake Forest
1/16/1993	James Forrest	College of Charleston
1/16/1993	James Forrest	College of Charleston
1/16/1993	Travis Best	College of Charleston
1/9/1993	James Forrest	Duke
12/19/1992	Malcolm Mackey	vs. Louisville (Georgia Dome)
12/19/1992	James Forrest	vs. Louisville (Georgia Dome)
3/27/1992	Malcolm Mackey (45)	vs. Memphis State (Kansas City, Mo.)
3/21/1992	Malcolm Mackey	vs. Southern California (Milwaukee, Wis.)
3/14/1992	Malcolm Mackey	vs. Duke (Charlotte, N.C.)
2/2/1992	Jon Barry	North Carolina
1/28/1992	Jon Barry	College Of Charleston
3/17/1991	Malcolm Mackey	vs. Ohio State (Dayton, Ohio)
3/8/1991	Jon Barry	vs. NC State (Charlotte, N.C.)
3/8/1991	Kenny Anderson	vs. NC State (Charlotte, N.C.)
3/2/1991	Kenny Anderson	at Clemson
2/28/1991	Kenny Anderson	North Carolina
2/19/1991	Bryan Hill	at Virginia
2/19/1991	Kenny Anderson	at Virginia
2/17/1991	Kenny Anderson	at Arizona
2/13/1991	Malcolm Mackey	at Maryland
2/13/1991	Kenny Anderson	at Maryland
2/9/1991	Jon Barry	at Wake Forest
2/9/1991	Kenny Anderson	at Wake Forest
2/3/1991	Kenny Anderson	NC State
1/30/1991	Malcolm Mackey	Duke
1/30/1991	Kenny Anderson	Duke
1/30/1991	Jon Barry	Duke
1/27/1991	Jon Barry	at North Carolina
1/27/1991	Kenny Anderson	at North Carolina
1/13/1991	Malcolm Mackey	at NC State
1/13/1991	Kenny Anderson	at NC State
12/19/1990#	Kenny Anderson (55)	vs. Georgia (The Omni)
12/15/1990	Kenny Anderson	at Temple
12/5/1990	Jon Barry (45)	vs. St. John's (Landover, Md.)
12/5/1990	Kenny Anderson (45)	vs. St. John's (Landover, Md.)
12/1/1990	Kenny Anderson	at Richmond
12/1/1990	Jon Barry	at Richmond
12/1/1990	Malcolm Mackey	at Richmond
3/25/1990	Dennis Scott	vs. Minnesota (New Orleans, La.)
3/23/1990	Dennis Scott (45)	vs. Michigan State (New Orleans, La.)
3/23/1990	Kenny Anderson (45)	vs. Michigan State (New Orleans, La.)
3/17/1990	Dennis Scott	vs. LSU (Knowlville, Tenn.)
3/17/1990	Kenny Anderson	vs. LSU (Knowlville, Tenn.)
3/11/1990	Dennis Scott	vs. Virginia (Charlotte, N.C.)
3/11/1990	Kenny Anderson	vs. Virginia (Charlotte, N.C.)
3/10/1990	Kenny Anderson	vs. Duke (Charlotte, N.C.)
3/10/1990	Brian Oliver	vs. Duke (Charlotte, N.C.)
3/9/1990	Dennis Scott	vs. NC State (Charlotte, N.C.)
3/9/1990	Brian Oliver	vs. NC State (Charlotte, N.C.)
3/3/1990	Dennis Scott	Clemson
2/28/1990	Dennis Scott	at North Carolina
2/28/1990	Kenny Anderson	at North Carolina
2/24/1990	Dennis Scott (45)	at Notre Dame
2/24/1990	Kenny Anderson (45)	at Notre Dame
2/24/1990	Brian Oliver (45)	at Notre Dame
2/22/1990	Dennis Scott	Virginia
2/17/1990	Dennis Scott (50)	at NC State
2/17/1990	Kenny Anderson (50)	at NC State
2/15/1990	Dennis Scott	vs. Fordham (Madison Square Garden)
2/10/1990	Brian Oliver	at Louisville
2/10/1990	Dennis Scott	at Louisville
2/7/1990	Kenny Anderson	Wake Forest
1/28/1990	Kenny Anderson	at Duke
1/28/1990	Brian Oliver	at Duke
1/25/1990	Dennis Scott	at Clemson
1/25/1990	Kenny Anderson	at Clemson
1/21/1990	Dennis Scott (45)	at Virginia
1/16/1990	Dennis Scott	Temple
1/11/1990	Dennis Scott	Duke
1/11/1990	Kenny Anderson	Duke
12/16/1989	Dennis Scott	vs. Georgia (The Omni)
12/16/1989	Kenny Anderson	vs. Georgia (The Omni)
12/4/1989	Dennis Scott	vs. Pittsburgh (Hartford, Conn.)
11/28/1989	Dennis Scott	Richmond
3/17/1989	Tom Hammonds	vs. Texas (Dallas, Texas)
3/10/1989	Tom Hammonds	vs. North Carolina (The Omni)
3/1/1989	Tom Hammonds (45)	at Clemson
3/1/1989	Tom Hammonds	North Carolina
2/25/1989	Tom Hammonds	Notre Dame
2/22/1989	Dennis Scott	Virginia
2/18/1989	Brian Oliver	NC State
2/14/1989	Tom Hammonds	at Maryland
2/14/1989	Dennis Scott	at Maryland
2/14/1989	Brian Oliver	at Maryland

Never Missed a Game at Tech

Four-year players who played every game of their careers (ACC era)

Player (Years)	Starts	Games	Missed
Malcolm Mackey (1990-93)	127	130	0
Marvin Lewis (2001-04)	121	130	0
Mark Price (1983-86)*	126	126	0
Daniel Miller (2010-14)*	126	126	0
Travis Best (1992-95)	122	124	0
Kyle Sturdivant (2020-24)	49	123	0

*Only players to start 100% of Tech's games for 4 years

Game Close

Marcus Georges-Hunt (2012-16)	129	130	1
Brian Oliver (1987-90)	113	127	1
Bruce Dalrymple (1984-87)	126	126	1
John Salley (1983-86)	125	125	1
Kammeon Holsey (2011-14)	58	125	1
Alvin Jones (1998-01)	118	124	1
Tony Akins (1999-02)	117	122	1
Matt Harpring (1995-98)	119	124	2
Tom Hammonds (1986-89)	122	123	4
Michael Devoe (2018-22)	106	117	4

2/11/1989	Tom Hammonds	Wake Forest
2/11/1989	Dennis Scott	Wake Forest
2/8/1989	Tom Hammonds	vs. Iowa (Madison Square Garden)
2/8/1989	Dennis Scott	vs. Iowa (Madison Square Garden)
2/6/1989	Tom Hammonds	at Virginia
2/6/1989	Dennis Scott	at Virginia
2/2/1989	Brian Oliver	Duke
1/28/1989	Dennis Scott	at North Carolina
1/22/1989	Dennis Scott (50)	at Illinois
1/15/1989	Tom Hammonds	Louisville
1/15/1989	Dennis Scott	Louisville
1/15/1989	Brian Oliver	Louisville
1/7/1989	Dennis Scott	at Wake Forest (Greensboro, N.C.)
12/30/1988	Tom Hammonds	vs. Purdue (Honolulu, Hawaii)
12/30/1988	Dennis Scott	vs. Purdue (Honolulu, Hawaii)
12/30/1988	Brian Oliver	vs. Purdue (Honolulu, Hawaii)
12/29/1988	Tom Hammonds	vs. Illinois (Honolulu, Hawaii)
12/29/1988	Brian Oliver	vs. Illinois (Honolulu, Hawaii)
12/20/1988	Tom Hammonds	at Richmond
12/20/1988	Dennis Scott	at Richmond
12/20/1988	Brian Oliver	at Richmond
12/17/1988	Tom Hammonds	vs. Georgia (The Omni)
12/17/1988	Dennis Scott	vs. Georgia (The Omni)
2/28/1988	Tom Hammonds	Duke
2/25/1988	Tom Hammonds	Virginia
2/13/1988	Tom Hammonds	vs. Wake Forest (Greensboro, N.C.)
2/8/1988	Tom Hammonds	at Maryland
2/6/1988	Tom Hammonds	DePaul
2/3/1988	Duane Ferrell	at Duke
2/3/1988	Tom Hammonds	at Duke
1/30/1988	Tom Hammonds	at North Carolina
1/23/1988	Duane Ferrell	at Virginia
1/25/1987	Tom Hammonds	vs. Georgia (The Omni)
11/23/1987	Dennis Scott	at Florida
3/13/1987	Tom Hammonds	vs. LSU (Rosemont, Ill.)
3/1/1987	Duane Ferrell	North Carolina (The Omni)
3/1/1987	Bruce Dalrymple	North Carolina (The Omni)
3/1/1987	Tom Hammonds	North Carolina (The Omni)
2/25/1987	Bruce Dalrymple	at Clemson
2/21/1987	Tom Hammonds	at Duke
2/21/1987	Brian Oliver	at Duke
1/29/1987	Tom Hammonds	Duke
1/22/1987	Tom Hammonds	Virginia (The Omni)
1/22/1987	Duane Ferrell	Virginia (The Omni)
1/22/1987	Bruce Dalrymple	Virginia (The Omni)
1/20/1987	Tom Hammonds	at Georgia Tech
1/10/1987	Tom Hammonds	at NC State
1/3/1987	Tom Hammonds (45)	at Wake Forest
1/3/1987	Craig Neal (45)	at Wake Forest
12/29/1986	Duane Ferrell	vs. St. John's (Madison Square Garden)
12/29/1986	Tom Hammonds	vs. St. John's (Madison Square Garden)
12/20/1986	Tom Hammonds	vs. SMU (Tokyo, Japan)
12/19/1986	Duane Ferrell (45)	vs. Boston College (Tokyo, Japan)
12/19/1986	Tom Hammonds (45)	vs. Boston College (Tokyo, Japan)
12/14/1986	Tom Hammonds	at LSU
12/3/1986	Tom Hammonds	vs. Georgia (The Omni)
2/9/1986	John Salley	at Duke
2/6/1986	Tom Hammonds	UNC Charlotte
2/6/1986	Mark Price	UNC Charlotte
1/11/1986	Bruce Dalrymple	Maryland
1/4/1986	Mark Price	at Virginia
12/2/1985	Bruce Dalrymple	at St. Louis
12/2/1985	Mark Price	at St. Louis

RECORDS

MCCAMISH PAVILION RECORDS



JOSE ALVARADO SET A GEORGIA TECH RECORD WITH NINE STEALS IN A JAN. 25, 2020 VICTORY OVER NC STATE.

Georgia Tech - GAME HIGHS

Points	120	Georgia State (11/25/2020)
Field Goals Made	47	Cornell (11/13/2015)
Field Goal Attempts	98	Georgia State (11/25-2020)
Field Goal Percentage	.603 (47-78)	Cornell (11/13/2015)
3-Point Field Goals Made	16	Clemson (1/20/2021)
3-Point Field Goal Attempts	35	Notre Dame (1/9/2024)
3-Point Field Goal Percentage	.593 (16-27)	Clemson (1/20/2021)
Free Throws Made	41	Georgia State (11/25/2020)
Free Throw Attempts	59	Georgia State (11/25/2020)
Free Throw Percentage	.952 (20-21)	Coppin State (12/27/2017)
Rebounds	70	Georgia State (11/25/2020)
Assists	30	Cornell (11/13/2015)
Steals	15	North Carolina (12/31/2016)
Blocked Shots	16	Southern (11/14/2016)*
Turnovers	22	Georgia State (11/25/2020)
Fouls	29	Georgia State (11/25/2020)

*school record

Opponent - GAME HIGHS

Points	123	Georgia State (11/25/2020)
Field Goals Made	46	Georgia State (11/25/2020)
Field Goal Attempts	95	Georgia State (11/25/2020)
Field Goal Percentage	.593 (32-54)	Notre Dame (2-6-2021)
3-Point Field Goals Made	14	Syracuse (12-7-2019)
3-Point Field Goal Attempts	33	Belmont (3/19/2017)
3-Point Field Goal Percentage	.563 (9-16)	Louisville (1/7/2017)
Free Throws Made	28	Virginia Tech (1/16/2016)
Free Throw Attempts	38	Pittsburgh (2/20/2019)
Free Throw Percentage	1.000 (17-17)	Wake Forest
	1.000 (12-12)	VCU (12/15/2015)
	1.000 (12-12)	Wofford (12/1/2015)
	1.000 (8-8)	Appalachian State (12/15/2014)
Rebounds	58	Georgia State (11/25/2020)
Assists	24	Duke (1/28/2023)
Steals	17	Dayton (11/20/2013)
Blocked Shots	12	Louisville (1/7/2017)
Turnovers	25	Florida A&M (12/9/2018)
Fouls	37	Georgia State (11/25/2020)

Georgia Tech - GAME LOWS

Points	42	Clemson (2/6/2019)
	42	Miami (1/18/2014)
Field Goals Made	13	Clemson (2/6/2019)
	13	Miami (1/18/2014)
Field Goal Attempts	38	Virginia Tech (1/9/2019)
Field Goal Percentage	.263 (15-57)	Syracuse (1/7/2015)
3-Point Field Goals Made	1	Louisville (1/19/2019)
	1	Miami (1/3/2018)
	1	Bethune-Cookman (11/19/2017)
	1	Georgia (12/20/2016)
	1	Louisville (1/7/2017)
	1	Louisville (2/23/2015)
	1	North Carolina (3/3/2015)

3-Point Field Goal Attempts	8	Bethune-Cookman (11/19/2017)
	8	Louisville (1/7/2017)
3-Point Field Goal Percentage	.063 (1-16)	North Carolina (3/3/2015)
Free Throws Made	0	Pittsburgh (1/14/2023)
Free Throw Attempts	3	Pittsburgh (1/14/2023)
Free Throw Percentage	.000 (0-3)	Pittsburgh (1/14/2023)
Rebounds	18	Pittsburgh (1/14/2014)
Assists	6	Clemson (2/21/2024)
Steals	0	Pittsburgh (1/14/2023)
	0	Clemson (2/21/2024)
Blocked Shots	0	Florida State (1/26/2022)
Turnovers	5	Alabama State (12/17/2022)
Fouls	7	Coppin State (12/27/2017)

Opponent - GAME LOWS

Points	38	Presbyterian (11/14/2012)
Field Goals Made	12	UTRGV (11/21/2018)
Field Goal Attempts	45	Vanderbilt (12/20/2014)
Field Goal Percentage	.226 (12-53)	UTRGV (11/21/2018)
3-Point Field Goals Made	0	Pittsburgh (3/5/2016)
3-Point Field Goal Attempts	7	Pittsburgh (1/14/2014)
3-Point Field Goal Percentage	.000 (0-11)	Pittsburgh (3/5/2016)
Free Throws Made	2	Virginia (2/10/2021)
	2	Coppin State (12/27/2017)
Free Throw Attempts	2	Virginia (2/10/2021)
Free Throw Percentage	.400 (10-25)	Bethune-Cookman (11/19/2017)
	.400 (4-10)	Duquesne (12/29/2015)
Rebounds	19	Boston College (2/13/2014)
Assists	4	Miami (1/18/2014)
Steals	2	Georgia (12/6/2022)
	2	Yale (1/6/2018)
	2	Belmont (3/19/2017)
	2	Cornell (11/13/2015)
	2	North Carolina (1/29/2014)
	2	North Carolina A&T (11/24/2013)
Blocked Shots	0	North Carolina (1/30/2024)
	0	North Alabama (1/26/2022)
	0	Wake Forest (1/3/2021)
	0	Florida A&M (12/18/2020)
	0	Lamar (11/9/2018)
	0	Prairie View A&M (11/23/2018)
	0	Cornell (11/13/2015)
	0	Pittsburgh (3/5/2016)
Turnovers	3	Pittsburgh (1/14/2023)
Fouls	9	Clayton State (1/23/2022)
	9	Stetson (11/12/2021)
	9	Virginia (2/10/2021)
	9	Notre Dame (2/6/2021)

Georgia Tech - INDIVIDUAL GAME HIGHS

Points	38	Josh Okogie vs Tulane (11/26/2016)
Field Goals Made	14	Moses Wright vs. Syracuse (2/27/2021)
Field Goal Attempts	25	Moses Wright vs. Syracuse (2/27/2021)
Field Goal Percentage (most attempts)	1.000 (7-7)	Abdoulaye Gueye vs Kennesaw State (12/28/2018)
	1.000 (6-6)	Rodney Howard vs. Charleston Southern (11/22/2021)
3-Point Field Goals Made	7	Miles Kelly vs. Notre Dame (1/9/2024)
3-Point Field Goal Attempts	15	Miles Kelly vs. Notre Dame (1/9/2024)
3-Point Field Goal Pct. (most attempts)	1.000 (4-4)	Kyle Sturdivant vs. North Carolina (1/30/2024)
	1.000 (4-4)	Tadic Jackson vs Wofford (12/22/2016)
	1.000 (4-4)	Quinton Stephens vs Virginia (1/9/2016)
Free Throws Made	14	Moses Wright vs. Georgia State (11/25/2020)
	14	Josh Okogie vs Florida State (1/25/2017)
Free Throw Attempts	22	Moses Wright vs. Georgia State (11/25/2020)
Free Throw Percentage (most attempts)	1.000 (12-12)	Daniel Miller vs Maryland (2/27/13)
	1.000 (12-12)	Marcus Georges-Hunt vs Louisville (1/23/2016)
Rebounds	19	Moses Wright vs. Georgia State (11/25/2020)
Assists	11	Nathian Georgevs. Notre Dame (1/9/2024)
Steals	9	Jose Alvarado vs. NC State (1/25/2020)*
Blocked Shots	9	Ben Lammers vs Southern (11/14/2016)
Turnovers	8	Michael Devoe vs. Georgia State (11/25/2020)

*school record

Opponent - INDIVIDUAL GAME HIGHS

Points	30	Devin McGlockton of Boston College (1/6/2024)
Field Goals Made	12	Devin McGlockton of Boston College (1/6/2024)
	12	P.J. Hall of Clemson (12/21/2022)
	12	Josh Davis of Tulane (11/9/2012)
	12	D.J. Laster of Gardner-Webb (12/17/2018)
Field Goal Attempts	24	R.J. Davis of North Carolina (1/30/2024)
Field Goal Percentage (min 5 made)	1.000 (9-9)	Mark Williams of Duke (3/2/2021)
	1.000 (5-5)	Josh Henderson of Vanderbilt (12/20/14)
3-Point Field Goals Made	8	Brandon Tabb of Bethune-Cookman (11/19/2017)
3-Point Field Goal Attempts	17	Brandon Tabb of Bethune-Cookman (11/19/2017)
3-Point Field Goal Pct. (most attempts)	1.000 (4-4)	Claudell Harris, Jr., of Boston College (1/6/2024)
Free Throws Made	11	Seth Allen of Virginia Tech (1/16/2016)
Free Throw Attempts	16	Kane Williams of Georgia State (11/25/2021)
Free Throw Percentage (most attempts)	1.000 (10-10)	Grayson Allen of Duke (2/11/2018)
Rebounds	15	Zarique Nutter of Northern Illinois (11/17/2022)
	15	Tyler Lydon of Syracuse (2/19/2017)
Assists	11	Reece Beekman of Virginia (1/16/2024)
	11	Christen Cunningham of Louisville (1/19/2019)
	11	Marquise Reed of Clemson (1/28/2018)
Steals	6	Wooga Poplar of Miami (1/4/2023)
	6	Marcus Paige of North Carolina (2/19/2013)
Blocked Shots	6	Nicolas Claxton of Georgia (12/22/2018)
Turnovers	8	Bryant Crawford of Wake Forest (3/3/2018)

CAREER TOTALS OF ALL TECH PLAYERS SINCE 1979-80

Individual/Team Success Records

ACC Tournament Wins

1.	Malcolm Mackey	1989-93	7
2.	Jack Mansell	1982-86	6
	John Salley	1982-86	6
	Mark Price	1982-86	6
5.	Bruce Dairymple	1983-87	5
	Duane Ferrell	1984-88	5
	Jack Martinson	1984-88	5
	Drew Barry	1993-96	5
	John Kelly	1993-96	5
	Zachery Peacock	2006-10	5
	Lance Storrs	2007-11	5
	Maurice Miller	2007-11	5
	Antoine Ford	1984-87	5
	Brad Sheehan	1984-87	5
	<i>Several tied at 4</i>		

ACC Titles

1.	Malcolm Mackey	1989-93	2
	Drew Barry	1993-96	2
	John Kelly	1993-96	2
	<i>many tied at 1</i>		

NCAA Tournament Appearances

1.	Duane Ferrell	1984-88	4
	John Martinson	1984-88	4
	Tom Hammonds	1985-89	4
	Willie Reese	1985-89	4
	Anthony Sherrod	1985-89	4
	Brian Oliver	1986-90	4
	James Munlyn	1986-91	4
	Greg White	1988-92	4
	Malcolm Mackey	1989-93	4
	<i>Several tied at 3</i>		

NCAA Tournament Wins

1.	Greg White	1988-92	7
	Malcolm Mackey	1989-93	7
3.	Duane Ferrell	1984-88	6
	John Martinson	1984-88	6
	James Munlyn	1986-91	6
	<i>Several tied at 5</i>		

Sweet 16 Appearances

1.	Greg White	1988-92	2
	Malcolm Mackey	1989-93	2
	Jack Mansell	1982-86	2
	John Salley	1982-86	2
	Mark Price	1982-86	2
	Bruce Dairymple	1983-87	2
	Duane Ferrell	1984-88	2
	Jack Martinson	1984-88	2
	Antoine Ford	1984-87	2
	Darryl Barnes	1989-94	2

Years	Name	G	MP	FG	FGA	Pct	3P-3PA	Pct	FT	FTA	Pct	O-	D	Reb	Avg	A	TO	Bl	St	Pts	Avg	
1981-82	Howard, Brian	25	-	73	137	.533	0-0	0.000	29	39	.744	-	-	47	1.9	62	66	1	19	175	7.0	
2020-23	Howard, Rodney	70	1240	135	245	.551	0-0	0.000	43	70	.614	109	158	267	3.8	71	74	40	21	313	4.5	
1999-01	Ishenhour, Michael	39	300	14	45	.311	0-0	0.000	9	14	.643	14	24	38	1.0	14	30	4	7	37	0.9	
2003-05	Jack, Jarrett	101	3260	406	850	.478	93-259	.359	360	452	.796	44	406	450	4.5	543	332	11	183	1265	12.5	
2014-18	Jackson, Tadic !	95	1785	264	692	.381	62-253	.245	109	179	.609	47	152	199	2.1	135	113	12	46	699	7.4	
2015-16	Jacobs, Nick	36	818	159	334	.476	0-0	0.000	59	76	.776	66	142	208	5.8	9	51	25	13	377	10.5	
2019-21	James, Jehloni	5	11	1	1	1.000	0-0	0.000	0	0	0.000	1	3	4	0.8	0	0	0	0	2	0.4	
2017-19	Jester, Evan	5	7	0	1	0.000	0-1	0.000	1	4	.250	0	2	2	0.4	0	2	0	0	1	0.2	
1997-01	Jones, Alvin	124	3880	450	921	.489	0-4	0.000	412	718	.574	320	755	1075	8.7	170	324	425	88	1312	10.6	
1992-93	Jones, Shawn	2	8	2	3	.667	1-1	1.000	0	0	0.000	0	2	2	1.0	2	2	0	1	5	2.5	
2011-13	Jordan, Pierre	49	490	10	62	.323	5-25	.200	3	4	.750	2	45	47	1.0	36	32	5	20	48	1.0	
2013-16	Jorgenson, Travis	62	1059	67	209	.321	26	91	.286	20	30	.667	6	67	73	1.2	168	81	3	35	180	2.9
1982-85	Joseph, Yvon	65	1934	288	525	.549	0-0	0.000	182	257	.708	-	-	446	6.9	54	0	17	37	758	11.7	
1995-99	Kelly, Ashley	34	187	12	32	.375	1-2	0.500	10	15	.667	15	21	36	1.1	4	16	5	10	35	1.0	
1992-96	Kelly, John	37	76	8	18	.444	4	12	.333	7	16	.438	2	7	9	0.2	10	10	0	3	27	0.7
2021-24	Kelly, Miles	95	2521	365	931	.392	184-525	.350	143	182	.786	48	282	330	3.5	117	131	13	64	1057	11.1	
1996-99	Kincaid, Kevin	14	19	1	3	.333	0-0	0.000	1	2	.500	1	5	6	0.4	1	1	0	0	3	0.2	
1980-81	Kowalski, Dave	27	530	50	111	.450	0-0	0.000	13	26	.500	-	-	71	2.6	28	49	2	12	113	4.2	
1998-01	LaBarrie, Darryl	72	783	113	262	.431	24	83	.289	36	57	.632	39	58	97	1.3	62	72	0	36	286	4.0
2014-18	Lammers, Ben	124	3106	431	850	.507	3	12	.250	190	271	.701	244	530	774	6.2	150	131	254	98	1055	8.5
2000-02	Lane, Halston	61	969	126	328	.384	64	176	.364	78	102	.765	45	109	154	2.5	57	71	5	29	394	6.5
2008-10	Lawal, Gani	99	2403	446	814	.548	0-3	0.000	275	498	.552	268	449	712	7.2	43	211	127	59	1167	11.8	
1980-81	Lee, Henry	17	141	10	36	.278	0-0	0.000	10	12	.833	-	-	19	1.1	4	8	0	1	30	1.8	
2001-04	Lewis, Marvin	130	3664	468	1113	.420	239-623	.384	221	263	.840	170	301	471	3.6	221	195	19	125	1396	10.7	
1980-82	Lyon, Stu	48	909	109	242	.450	0-0	0.000	48	61	.787	-	-	79	1.6	80	118	3	27	266	5.5	
1996-98	Machado, Pablo	48	397	29	58	.500	0-0	0.000	24	46	.522	28	40	68	1.4	24	28	14	6	82	1.7	
1989-93	Mackey, Malcolm	130	4141	709	1300	.545	0-3	0.000	318	512	.621	476	729	1205	9.3	141	265	199	60	1736	13.4	
1994-98	Maddox, Michael	126	3639	496	1079	.460	133-353	.377	178	277	.643	232	455	687	5.5	172	251	93	102	1303	10.3	
1979-80	Mann, John	26	899	50	107	.467	0-0	0.000	10	20	.500	-	-	84	3.2	41	43	4	30	110	4.2	
1982-86	Mansell, Jack	68	329	29	83	.349	0-2	0.000	24	32	.750	-	-	71	1.0	11	0	10	11	82	1.2	
1995-96	Marbury, Stephen	32	1345	235	514	.457	88-238	.370	121	164	.738	34	79	113	3.1	161	115	4	63	679	18.9	
1984-88	Martinson, John	50	173	9	23	.391	0-2	0.000	22	35	.629	-	-	9	0.2	16	0	0	11	40	0.8	
2022-23	Martynov, Cyril	7	18	2	7	.000	0-0	0.000	1	2	.500	2	4	6	0.9	0	4	0	0	5	0.7	
2016-17	Matthews, Christian	15	110	15	39	.385	6	14	.429	15	20	.750	2	7	9	0.6	4	6	3	3	51	3.4
2020-23	Maxwell, Tristan	24	294	32	114	.281	19	58	.328	12	18	.667	6	20	26	1.1	17	12	1	7	95	4.0
2016-17	McCormick, Kellen	24	113	12	16	.750	11	15	.733	0	0	0.000	1	7	8	0.3	3	5	0	2	35	1.5
2002-05	McHenry, Anthony	130	2076	144	367	.392	25-117	.214	54	97	.557	96	211	307	2.4	159	131	95	110	367	2.8	
1988-90	McNeil, Johnny	67	1567	143	265	.540	0-0	0.000	101	137	.737	63	293	356	5.3	53	30	19	29	387	5.8	
1996-98	Medlock, Jan	21	49	5	10	.500	0-0	0.000	5	6	.833	3	6	9	0.4	5	7	4	1	15	0.7	
2016-21	Medlock, Shaheed	11	14	2	4	.500	0-0	0.000	0	0	0.000	0	1	1	0.1	0	1	0	0	4	0.4	
2020-23	Meka, Jordan	26	249	8	35	.229	0-0	0.000	0	0	0.000	20	40	60	2.3	11	7	15	8	16	0.6	
2011-14	Miller, Daniel	126	3627	423	803	.527	0-1	0.000	161	257	.626	262	559	821	6.5	183	186	286	125	1007	8.0	
2008-11	Miller, Maurice (Moe)	115	2279	201	530	.379	69-225	.307	221	268	.787	152	190	242	2.1	342	232	7	130	682	5.9	
1982-83	Mills, David	14	54	5	8	.625	4	6	0.000	3	4	.750	-	-	5	0.4	6	0	1	17	1.2	
2014-16	Mitchell, Charles	67	1586	278	535	.520	0-0	0.000	111	178	.624	247	340	567	8.5	33	128	28	33	667	10.0	
2000-04	Moore, Clarence	103	2058	236	553	.427	64-178	.360	124	187	.663	168	297	465	4.5	146	153	57	116	660	6.4	
2016-18	Moore, Justin !	6	63	2	7	.286	0-3	0.000	0	0	0.000	0	4	4	0.7	7	10	0	3	4	0.7	
2018-22	Moore, Khalid	117	2360	175	435	.402	34	130	.262	126	202	.624	76	215	291	2.5	112	112	25	82	510	4.4
1992-94	Moore, Martice	56	1585	228	538	.424	56	159	.000	61	88	.693	85	174	259	4.6	117	128	28	54	573	10.2
2011-12	Moore, McPherson	10	19	3	6	.500	2-3	.667	0	0	0.000	2	1	3	0.3	1	1	2	1	8	0.8	
2011-14	Morris, Jason	89	1651	185	507	.365	66	196	.337	79	115	.687	61	172	233	2.6	60	123	26	45	515	5.8
1996-97	Morris, Kevin	27	781	54	197	.274	36	131	.275	15	25	.600	15	43	58	2.1	85	67	2	43	159	5.9
2005-08	Morrow, Anthony	123	2906	473	1082	.437	258-613	.421	196	226	.867	152	251	403	3.3	119	140	26	99	1400	11.4	
2002-05	Muhammad, Isma'il	126	2512	388	796	.487	11	44	.250	192	390	.492	208	324	532	4.2	182	228	33	129	979	7.8
1986-91	Munlyn, James	103	966	81	210	.386	0-0	0.000	49	92	.533	25	202	227	2.2	30	11	45	31	211	2.0	
2023-24	Murphy, Carter	14	109	9	24	.375	7	19	.368	0	0	0.000	0	10	0.7	3	1	2	3	25	1.8	
1994-96	Murphy, Ryan	22	51																			

CAREER TOTALS OF ALL TECH PLAYERS SINCE 1979-80 (ACC ERA)



NICK FOREMAN, WITH 144 CAREER POINTS FROM 2009-12, IS THE HIGHEST-SCORING NON-SCHOLARSHIP PLAYER DURING TECH'S ACC ERA.

Years	Name	G	MP	FG	FGA	Pct	3P	3PA	Pct	FT	FTA	Pct	O-	D	Reb	Avg	A	TO	St	Pts	Avg	
2014-15	Sampson, Robert	31	664	63	160	.394	12	52	.231	32	59	.542	66	134	200	6.5	17	40	25	19	170	5.5
1995-97	Saunders, Gary	57	1423	182	415	.439	46	150	.307	72	109	.661	63	73	136	2.4	92	103	16	48	482	8.5
2017-19	Schafer, Avi	6	7	0	1	.000	0	0	.000	0	0	.000	3	1	4	0.7	0	0	0	0	0	0.0
2002-05	Schenscher, Luke	119	2546	359	662	.542	2	5	.400	153	242	.632	232	408	640	5.4	95	198	157	68	873	7.3
1987-90	Scott, Dennis	99	3686	744	1645	.452	351	831	.000	276	355	.777	65	458	523	5.3	285	90	51	150	2115	21.4
1979-81	Shaw, Steve	51	889	44	113	.389	0	0	.000	30	61	.492	-	-	125	2.5	21	71	4	8	118	2.3
1985-89	Sherrod, Anthony	97	1029	134	292	.459	4	19	.211	46	63	.730	-	-	203	2.1	58	0	4	22	318	3.3
2009-11	Shumpert, Iman	92	2877	387	977	.396	111	364	.305	281	381	.738	103	310	413	4.5	382	280	17	207	1166	12.7
2018-20	Sjolund, Kristian	21	198	20	56	.357	15	45	.333	8	10	.800	2	20	22	1.0	4	14	2	4	63	3.0
2015-16	Smith, Adam	36	1098	185	455	.407	109	263	.414	61	76	.803	12	70	82	2.3	69	44	1	15	540	15.0
2005-08	Smith, Jeremis	106	2679	343	645	.532	7	32	.219	259	452	.573	263	445	708	6.7	174	178	37	135	952	9.0
2011-12	Spain, D.J.	2	3	1	2	.500	0	0	.000	0	0	.000	1	0	1	0.5	1	0	0	0	2	1.0
1997-98	Spivey, Travis	33	958	63	158	.399	17	56	.304	44	64	.688	34	76	110	3.3	143	111	3	48	187	5.7
2013-17	Stephens, Quinton	135	2931	303	827	.366	138	442	.312	113	158	.715	144	428	572	4.2	157	145	63	78	857	6.3
1979-82	Steppe, Brook	51	904	353	681	.518	0	0	.000	230	297	.774	-	-	247	4.8	113	149	14	53	936	18.4
2008-11	Storrs, Lance	95	1275	88	275	.320	58	181	.320	24	35	.686	30	105	135	1.4	83	74	4	35	258	2.7
2020-24	Sturdivant, Kyle	123	2566	316	775	.408	110	316	.348	157	200	.785	25	223	248	2.0	301	154	10	78	899	7.3
2003-06	Tarver, Theodis	96	1092	74	159	.465	0	0	.000	22	37	.595	82	124	206	2.1	34	66	82	36	199	2.1
1979-83	Thomas, George	96	1878	291	712	.409	10	31	.323	115	185	.622	-	-	438	4.6	221	161	16	137	707	7.4
1996-00	Trotti, Paul	29	54	9	27	.333	1	6	.167	0	0	.000	3	5	8	0.3	7	3	0	0	19	0.7
2009-13	Udofia, Mfon	128	3251	329	875	.376	117	367	.319	202	322	.627	95	247	342	2.7	283	240	5	101	977	7.6
2019-22	Usher, Jordan	81	2390	371	792	.468	74	248	.298	147	205	.717	71	348	419	5.2	214	202	30	107	963	11.9
1997-01	Vines, T.J.	124	2396	176	497	.354	108	325	.332	81	137	.591	50	133	183	1.5	231	184	4	115	541	4.5
1991-94	Vinson, Fred	61	1143	150	365	.411	92	240	.383	35	44	.795	62	90	152	2.5	51	68	9	43	427	7.0
2004-07	West, Mario	103	1436	118	251	.470	15	52	.288	82	121	.678	76	157	233	2.3	130	90	21	119	333	3.2
1988-92	White, Greg	36	84	9	31	.290	0	3	.000	7	13	.538	4	4	8	0.2	7	8	0	2	25	0.7
2015-16	White, James	36	522	56	122	.500	0	0	.000	14	31	.452	63	96	159	4.4	16	24	28	10	126	3.5
1987-89	Whitmore, David	33	416	61	117	.521	0	1	.00	42	62	.677	-	-	60	1.8	20	0	13	17	164	5.0
1995-96	Williams, Ajani	4	5	1	3	.333	0	0	.00	0	0	.000	2	0	2	0.5	1	0	0	0	2	0.5
1993-95	Williams, C.J.	31	337	34	71	.479	8	27	.296	19	23	.826	16	20	36	1.2	19	17	3	8	95	3.1
1979-80	Williams, John	4	10	1	4	.250	0	0	.000	5	6	.833	-	-	2	0.5	0	1	0	0	7	1.8
1983-84	Williams, Ron	5	9	1	2	.500	0	0	.000	0	0	.000	-	-	2	0.4	0	0	0	0	2	0.4
1980-84	Wilson, Greg	72	586	67	161	.416	0	0	.000	56	111	.505	-	-	143	2.0	10	59	19	8	190	2.6
2017-21	Wright, Moses	111	2793	466	946	.493	26	113	.230	172	285	.604	182	285	614	5.5	125	186	108	84	1130	10.2
2006-07	Young, Thaddeus	31	917	177	370	.478	39	93	.419	52	70	.743	72	79	151	4.9	63	67	12	40	445	14.4

1 denotes player had statistics vacated by the NCAA Committee on Infractions

Georgia Tech NCAA Statistical Rankings - Since 2001-02

Year	G	W-L	Rk	FG	FGA	FG%	Rk	DFG%	Rk	3P	Rk	3PA	Rk	3P%	Rk	D3P%	Rk	FT	Rk	FTA	Rk	FT%	Rk	OR	Rk	DR	Rk	TReb	Rk	RPG	Rk	RMAR	Rk
2023-24	32	14-18	245	810	1924	0.421	295	0.428	125	254	122	780	72	0.326	255	0.326	114	398	265	561	260	0.709	219	367	68	561	84	1219	na	38.1	55	2.7	99
2022-23	33	15-18	225	855	2019	0.423	289	0.441	199	257	118	773	94	0.335	208	0.301	17	332	334	477	334	0.696	253	349	129	806	210	1155	na	35	171	-1.7	272
2021-22	32	12-20	266	823	1866	0.441	171	0.436	193	228	198	646	234	0.353	90	0.315	66	321	299	460	300	0.698	238	284	257	804	189	1088	216	34.0	245	-1.3	253
2020-21	26	17-9	79	722	1513	0.477	27	0.459	278	192	162	513	134	0.348	119	0.368	315	312	152	430	173	0.726	111	205	298	582	327	787	212	30.3	329	-4.0	294
2019-20	31	17-14	146	781	1727	0.452	97	0.399	33	161	330	516	326	0.312	285	0.285	7	403	196	595	166	0.677	274	301	195	286	96	1127	163	36.4	127	2.5	110
2018-19	32	14-18	229	755	1714	0.440	194	0.400	20	176	338	573	330	0.307	331	0.297	11	405	245	588	226	0.689	239	262	307	809	178	1071	278	33.5	280	-2.6	282
2017-18	32	13-19	253	753	1770	0.425	283	0.429	108	156	346	490	341	0.318	325	0.379	320	439	209	616	210	0.713	171	334	153	750	297	1084	253	33.9	253	0.1	193
2016-17	37	21-16	131	910	2079	0.438	209	0.398	13	171	328	516	327	0.331	266	0.330	73	505	110	740	96	0.682	247	356	242	974	81	1330	37	35.0	163	-0.4	209
2015-16	36	21-15	126	965	2150	0.449	127	0.442	215	213	216	597	246	0.357	125	0.320	46	492	157	681	187	0.722	87	469	33	927	132	1396	23	38.8	57	7.4	24
2014-15	31	12-19	257	734	1800	0.408	288	0.440	226	131	335	491	299	0.267	343	0.319	58	363	315	560	295	0.648	312	444	11	743	150	1187	94	38.3	17	7.3	12
2013-14	33	16-17	192	796	1847	0.431	230	0.419	88	173	268	549	220	0.315	273	0.332	113	435	279	636	278	0.684	224	373	135	814	100	1187	112	36.0	n/a	2.7	97
2012-13	31	16-15	167	751	1791	0.419	244	0.401	50	173	234	544	n/a	0.318	246	0.323	95	318	n/a	501	n/a	0.635	320	366	n/a	789	n/a	1155	n/a	37.3	n/a	2.8	96
2011-12	31	11-20	270	700	1639	0.427	203	0.403	35	158	273	507	n/a	0.312	259	0.347	194	308	n/a	471	n/a	0.654	281	340	n/a	747	n/a	1087	n/a	35.1	n/a	3.5	60
2010-11	31	13-18	228	752	1855	0.405	295	0.440	222	192	162	643	n/a	0.299	275	0.379	320	406	n/a	589	n/a	0.689	180	394	n/a	707	n/a	1101	n/a	35.5	n/a	1.0	145
2009-10	36	23-13	92	948	2064	0.459	54	0.384	9	213	191	587	n/a	0.363	79	0.315	52	512	n/a	779	n/a	0.657	265	477	n/a	953	n/a	1430	n/a	39.1	n/a	4.8	34
2008-09	31	12-19	242	815	1868	0.436	172	0.416	81	159	267	492	n/a	0.323	227	0.324	65	419	n/a	665	n/a	0.630	309	404	n/a	807	n/a	1211	n/a	39.7	n/a	2.2	101
2007-08	32	15-17	192	883	1873	0.471	36	0.452	249	214	161	575	n/a	0.372	78	0.338	n/a	502	n/a	717	n/a	0.700	134	371	n/a	716	n/a	1087	n/a	34.0	n/a	-0.8	203
2006-07	32	20-12	93	935	1909	0.490	12	0.438	162	201	189	540	n/a	0.372	69	0.331	n/a	444	n/a	652	n/a	0.681	196	445	n/a	7							

HISTORY

All-Americans/National Honors	84
ACC/Conference Honors	85
Players in the NBA	86
Tech and International Basketball	87
Georgia Tech Hall of Fame/Retired Jerseys	88
ACC Performance History	89
Tech's ACC Tournament History	90-91
Tech's NCAA Tournament / NIT History	92-97
Tech in Regular-Season Tournament Events	98-99
Letterwinners All-Time	100
Numerical Roster All-Time	101
Starting Lineups	102-103
Coaching History	103
Year-by-Year At-A-Glance	104
Tech vs. No. 1	105
Tech in the National Rankings	106
Year-by-Year Results	107-120
Tech vs. the Conferences	121
Series History vs. All Opponents	122-136
Tech in Overtime	137
Year-by-Year vs. The ACC	138
Month-by-Month All-Time	138

ALL-AMERICANS

Bo Johnston, C

1938 Newspaper Enterprises (3rd)

L.F. "Junior" Anderson, G

1938 Newspaper Enterprises (3rd)

Roger Kaiser, G

1960 Look/USBWA (1st)
Helms (1st)
Converse Yearbook (1st)
Associated Press (2nd)
NABC (2nd)
The Sporting News (2nd)
United Press International (2nd)

1961* Associated Press (1st)
United Press International (1st)
NEA (1st)
The Sporting News (1st)
Look/USBWA (1st)
Helms (1st)
Coach & Athlete (1st)
Converse yearbook (2nd)
NABC (2nd)

Rich Yunkus, C

1970 Converse Yearbook (2nd)
United Press International (3rd)
The Sporting News (HM)

1971 NABC (2nd)
Converse Yearbook (2nd)
Associated Press (3rd)
The Sporting News (HM)

Tico Brown, G

1977 The Sporting News (HM)
1978 The Sporting News (HM)
1979 The Sporting News (HM)

Sammy Drummer, F

1978 The Sporting News (HM)
1979 The Sporting News (HM)

Brook Steppe, F

1980 The Sporting News (HM)

Mark Price, G

1983 The Sporting News (HM)
1984 United Press International (3rd)
Basketball Times (3rd)
Basketball Weekly (3rd)
The Sporting News (HM)

1985# ESPN (1st)
NBC-TV (1st)
Associated Press (2nd)
NABC (2nd)
Basketball Times (2nd)
Kodak (2nd)
United Press International (3rd)
Basketball Weekly (3rd)
The Sporting News (HM)

1986 Wooden Award (1st)
NABC (2nd)
Basketball Weekly (2nd)
Associated Press (3rd)
United Press International (3rd)
The Sporting News (HM)

John Salley, C

1985 The Sporting News (HM)
1986 NABC (3rd)
Associated Press (HM)
United Press International (HM)

Duane Ferrell, F

1986 The Sporting News (HM)
1987 The Sporting News (HM)
1988 The Sporting News (HM)

Tom Hammonds, F

1986 The Sporting News (HM)
1987 The Sporting News (HM)
1988 The Sporting News (HM)
1989 The Sporting News (HM)
NABC (3rd)
Basketball Times (3rd)

Brian Oliver, G

1989 The Sporting News (HM)
1990 Associated Press (HM)
United Press Int'l (HM)
The Sporting News (HM)

Dennis Scott, F

1989 Sporting News (HM)
1990# Basketball Times (1st)
The Sporting News (1st)
Wooden Award (1st)
USBWA (1st)
Naismith (1st)
The National (1st)
Associated Press (2nd)
United Press International (2nd)
USBWA (2nd)
Basketball Weekly (2nd)
Scripps Howard (2nd)
NABC (3rd)

Kenny Anderson, G

1990 The Sporting News (2nd)
Wooden Award (2nd)
NABC (2nd)
Associated Press (3rd)
United Press International (HM)

1991* Associated Press (1st)
United Press International (1st)
USBWA (1st)
NABC (1st)
Basketball Times (1st)
Basketball Weekly (1st)
Naismith Award (1st)
Wooden Award (1st)
The Sporting News (2nd)

Malcolm Mackey, F

1993 United Press International (HM)

James Forrest, F

1993 Associated Press (HM)
1994 Associated Press (HM)

Travis Best, G

1994 Scripps-Howard (HM)
1995 Basketball Weekly (2nd)

Stephon Marbury, G

1996 Wooden Award (1st)
Associated Press (3rd)
College Sports (3rd)
NABC (3rd)

Matt Harpring, F

1997 The Sporting News (HM)
1998 Basketball America (1st)
Dick Vitale (1st)
Basketball Weekly (2nd)
Basketball News (2nd)
NABC (2nd)
USBWA (2nd)
Associated Press (3rd)
Basketball Times (3rd)

B.J. Elder, G

2004 Associated Press (HM)

Jarrett Jack, G

2005 Associated Press (HM)
SI.com (HM)
Rivals.com (3rd)

Moses Wright

2021 Associated Press (HM)

* Consensus first-team selection
Consensus second-team selection



Academic All-America

1964 Jim Caldwell, C (2nd)
1969 Rich Yunkus, C
1970 Rich Yunkus, C
1971 Rich Yunkus, C
1997 Matt Harpring, F (2nd)
1998 Matt Harpring, F (1st)

Academic All-District III

1996 Matt Harpring, F
1997 Matt Harpring, F
1998 Matt Harpring, F
2004 Marvin Lewis, G

NCAA Postgraduate Scholarship

1998 Matt Harpring, F

NATIONAL/REGIONAL HONORS

Naismith Memorial Basketball Hall of Fame

2021 Chris Bosh

James Naismith Award

1986 Mark Price (finalist)
John Salley (preseason candidate)
1987 Bruce Dalrymple (midseason team/12)
1990 Dennis Scott (finalist, Georgia Player of the Year)
1994 Travis Best (preseason candidate)
James Forrest (preseason candidate)
1995 Travis Best (preseason candidate)
James Forrest (preseason candidate)
1997 Matt Harpring (preseason candidate)
1998 Matt Harpring (finalist/10 selected)
2000 Jason Collier (preseason candidate)
2005 Jarrett Jack (midseason team/30)
B.J. Elder (preseason candidate)
Luke Schenscher (preseason candidate)
2010 Derrick Favors (preseason candidate)
2021 Jose Alvarado (midseason Team/30, Georgia Co-Player of the Year)
Moses Wright (Georgia Co-Player of the Year)

John Wooden Award

1986 Mark Price (finalist)
John Salley (preseason candidate)
1989 Tom Hammonds (finalist)
1990 Dennis Scott (finalist)
Kenny Anderson (finalist)
1994 Travis Best (preseason candidate)
James Forrest (preseason candidate)
1997 Matt Harpring (preseason candidate)
1997 Matt Harpring (finalist)
1998 Matt Harpring (finalist)
2004 B.J. Elder (semi-finalist)

National Player of the Year

1990 Dennis Scott (The Sporting News)

NABC All-District

1988 Tom Hammonds (1st)
Duane Ferrell (2nd)
1989 Tom Hammonds (1st)
1990 Kenny Anderson (1st)
Dennis Scott (1st)
Brian Oliver (2nd)
1993 James Forrest (2nd)
Malcolm Mackey (2nd)
1994 Travis Best (1st)
James Forrest (2nd)
1995 Travis Best (1st)
1996 Stephon Marbury (1st)
1998 Matt Harpring (1st)
2001 Alvin Jones (2nd)
2003 Chris Bosh (1st)

2004 B.J. Elder (2nd)

2010 Gani Lawal (1st)

2021 Jose Alvarado (1st)

USBWA All-District

1960 Roger Kaiser
1961 Roger Kaiser
1963 Jim Caldwell
1993 Travis Best
1996 Stephon Marbury (1st)
1998 Matt Harpring (1st)
Dion Glover (1st)
Chris Bosh (1st)
2004 B.J. Elder (1st)
2005 Jarrett Jack (1st)
2017 Ben Lammers
2021 Moses Wright

Basketball Times All-South

2005 Jarrett Jack (1st)

National Freshman of the Year

1990 Kenny Anderson (UPI, USBWA, Basketball Times, Scripps Howard)

Freshman All-America

1992 James Forrest (Basketball Times, 1st)
1993 Marlice Moore (Basketball Times, 3rd)
1995 Matt Harpring (Basketball Weekly, 2nd)
1996 Stephon Marbury (Basketball Weekly, 1st)
2003 Chris Bosh (USBWA, 1st)
2007 Javaris Crittenton (College Insider)
2010 Derrick Favors (Sporting News)

NABC Silver Anniversary Award

1986 Roger Kaiser

NCAA Silver Anniversary Award

1978 Pete Silas
1986 Roger Kaiser

National Coach of the Year

1985 Bobby Cremins (CBS-TV, Chevrolet, NBC-TV, Al McGuire, Basketball Times)
1990 Bobby Cremins (Naismith)
2004 Paul Hewitt (Fritz Pollard Award/BCA)

NABC District Coach of the Year

1988 Bobby Cremins
2001 Paul Hewitt
2017 Josh Pastner

HISTORY

ATLANTIC COAST CONFERENCE HONORS

ACC Player of the Year

1985	Mark Price, G*
1990	Dennis Scott, F
2021	Moses Wright, F

*Named by Associated Press (not the official All-ACC voting body)

ACC Coach of the Year

1983	Bobby Cremins
1985	Bobby Cremins
1996	Bobby Cremins
2001	Paul Hewitt
2017	Josh Pastner

ACC Rookie of the Year

1983	Mark Price, G
1984	Bruce Dalrymple, G
1985	Duane Ferrell, F
1986	Tom Hammonds, F
1988	Dennis Scott, G
1990	Kenny Anderson, G
1993	Marlice Moore, G-F
1996	Stephon Marbury, G
2002	Ed Nelson, F
2003	Chris Bosh, F
2010	Derrick Favors, F

ACC Defensive Player of the Year

2017	Ben Lammers, C
2021	Jose Alvarado, G

All-Atlantic Coast Conference

1982	Brook Steppe, G (2nd)
1983	Mark Price, G (2nd)
1984	Mark Price, G (1st)
1985	Mark Price, G (1st), John Salley, F (2nd)
1986	Mark Price, G (1st), John Salley, C (2nd), Bruce Dalrymple, G (2nd/AP)
1987	Duane Ferrell, F (2nd), Tom Hammonds, F (2nd/AP)
1988	Tom Hammonds, F (1st) Duane Ferrell, F (2nd), Craig Neal, G (3rd/AP)
1989	Tom Hammonds, F (1st) Brian Oliver, G (2nd), Dennis Scott, G (3rd/AP)
1990	Dennis Scott, F (1st), Kenny Anderson, G (1st), Brian Oliver, G (2nd)
1991	Kenny Anderson, G (1st), Malcolm Mackey, F (2nd)
1992	Jon Barry, G (3rd), Malcolm Mackey, F (3rd)
1993	Travis Best, G (3rd)
1994	James Forrest, F (1st), Travis Best, G (2nd)
1995	Travis Best, G (2nd), James Forrest, F (3rd)
1996	Matt Harpring, F (1st), Stephon Marbury, G (1st), Drew Barry, G (2nd)
1997	Matt Harpring, F (1st)
1998	Matt Harpring, F (1st)
1999	Jason Collier, F (2nd)
2000	Jason Collier, F (2nd)
2001	Alvin Jones, C (1st)
2002	Tony Atkins, G (2nd)
2003	Chris Bosh, F (2nd), B.J. Elder, G (3rd)
2004	B.J. Elder, G (2nd), Jarrett Jack, G (3rd)
2005	Jarrett Jack, G (2nd)
2007	Javaris Crittenton, G (3rd)
2009	Gani Lawal, F (3rd)
2010	Gani Lawal, F (3rd)
2011	Iman Shumpert, G (2nd)
2014	Daniel Miller, C (3rd media)
2016	Marcus Georges-Hunt, G (2nd coaches, 3rd media)
2017	Ben Lammers, C (2nd)
2018	Josh Okogie, G (3rd)
2020	Jose Alvarado, G (3rd); Michael Devoe, G (HM)
2021	Moses Wright, F (1st); Jose Alvarado, G (2nd); Michael Devoe, G (HM)
2022	Michael Devoe (3rd)
2024	Miles Kelly (HM)

ACC All-Freshman Team

1993	Drew Barry, G (1st), Marlice Moore, F (1st)
1995	Matt Harpring, F (1st)
1996	Stephon Marbury, G (1st)
1998	Dion Glover, G (1st), Alvin Jones, C (1st)
2001	Marvin Lewis, F (1st)
2002	Ed Nelson, F (1st), B.J. Elder, G (1st)
2003	Chris Bosh, F (1st)
2007	Javaris Crittenton, G (1st), Thaddeus Young, F (HM)

2010	Derrick Favors, F (1st)
2013	Robert Carter, Jr, F (coaches)
2017	Josh Okogie, G
2024	Baye Ndongo, F

ACC All-Defensive Team

2000	Alvin Jones, C
2001	Alvin Jones, C
2003	Chris Bosh, F
2011	Iman Shumpert, G
2013	Daniel Miller, C (media)
2014	Daniel Miller, C (media, coaches)
2017	Ben Lammers, C (POY)
2018	Ben Lammers, C
2019	James Banks III, C
2020	James Banks III, C
2021	Jose Alvarado, G (POY), Moses Wright, F

Academic All-ACC Team

2003	Marvin Lewis
2004	Marvin Lewis
2006	Gary Cage, Mario West
2008	Gary Cage
2010	Glen Rice, Jr.
2011	Mfon Udofia
2012	Nate Hicks, Pierre Jordan
2013	Chris Bolden, Marcus Georges-Hunt
2014	Marcus Georges-Hunt, Trae Golden
2015	Tadic Jackson
2016	Tadic Jackson
2017	Justin Moore, Josh Okogie
2018	Brandon Alston
2019	Brandon Alston
2021	Kyle Sturdivant
2022	Dallan "Deebo" Coleman
2024	Naithan George

ACC Academic Honor Roll

1980	Kerry O'Brien
1982	Stu Lyons
1990	Greg White
1992	Rod Balanis, James Gaddy, Greg White
1993	Drew Barry
1994	Yann Barbic, Todd Harlicka, John Kelly
1995	Matt Harpring
1996	Drew Barry, Matt Harpring, John Kelly
1997	Matt Harpring, Jon Babul
1998	Matt Harpring
1999	Jon Babul
2000	Jon Babul
2001	Marvin Lewis
2003	Marvin Lewis
2004	Keith Jones, Marvin Lewis, David Nelson
2006	Gary Cage, Mario West
2008	Gary Cage
2010	D'Andre Bell, Daniel Miller, Sam Shew
2011	Nate Hicks, Mfon Udofia
2012	Derek Craig, Nate Hicks, Pierre Jordan, McPherson Moore
2013	Brooks Doyle, Colin Gurry, Pierre Jordan
2014	Brooks Doyle, Marcus Georges-Hunt
2015	Brooks Doyle, Tadic Jackson, Patrick Lamar, Rand Rowland
2016	Rand Rowland
2017	Norman Harris, Josh Heath, Kellen McCormick, Jordan Price, Rand Rowland, Quinton Stephens
2018	Brandon Alston, Evan Jester, Ben Lammers, Malachi Rice
2019	Brandon Alston, Shaheed Medlock
2020	Malachi Rice, Kristian Sjolund
2021	Niko Broadway, Jehlomi James, Shaheed Medlock, Malachi Rice
2022	Brayden Daniels
2024	Naithan George, Carter Murphy, Emmer Nichols, Marcos San Miguel, Ibrahim Souare

Weaver-James-Corrigan ACC Postgraduate Scholarship

1998	Matt Harpring
2004	Marvin Lewis

All Metro-Conference

1977	Tico Brown, G (1st) Jim Wood, C (2nd) Lenny Horton, F (All-Freshman)
1978	Sammy Drummer, F (1st), Tico Brown, G (2nd), Lenny Horton, F (HM)

Metro Conference Coach of the Year

1977	Dwane Morrison
------	----------------

Academic All-Metro Conference

1976	Mike Bottorff, G
------	------------------

All-Southeastern Conference Tournament

1936	Burtz Boulwaxe, G (2nd)
1937	Bo Johnston, C (1st) Bill Jordan, F (2nd)
1938	Bill Jordan, F (1st) Bo Johnston, C (2nd) Junior Anderson, G (2nd) Fletcher Sims, G (2nd)
1943	Herb Bergman, G (2nd)
1944	Wes Paxson, F (1st) Frank Broyles, G (2nd)
1945	Billy Williams, F (2nd) Frank Broyles, G (2nd)
1947	Frank Broyles, G (2nd)
1948	Jim Nolan, C (1st) Colin Anderson, G (2nd)
1952	Pete Silas, G (2nd)

Served as All-SEC team from 1933-48

All-Southeastern Conference

1945	Frank Broyles, G (1st) Durand Holliday, F (2nd)
1949	Jim Nolan, C (2nd/AP) Colin Anderson, G (3rd/AP)
1950	Colin Anderson, G (1st/AP)
1951	Pete Silas, G (3rd/AP)
1953	Pete Silas, G (1st/AP)
1955	Joe Helms, G (3rd/AP)
1956	Bobby Kimmel, G (3rd/AP)
1957	Bobby Kimmel, G (3rd/AP, 2nd/C)
1958	Terry Randall, G (2nd/AP, 2nd/C) Bud Blemker, G (2nd/AP, 1st/C) Dave Denton, F (3rd/AP)
1959	Terry Randall, G (2nd/AP) Bud Blemker, G (2nd/AP, 1st/C)
1960	Dave Denton, C (1st/AP, 1st/C) Roger Kaiser, G (1st/AP, 1st/C)
1961	Roger Kaiser, G (1st/AP, 1st/C)
1963	Jim Caldwell, C (2nd/AP, 1st/C) Mike Tomasovich, F (3rd/AP)
1964	Jim Caldwell, C (2nd/AP, 1st/C) R.D. Craddock, G (2nd/AP, 1st/C)

by Associated Press, Coaches

Academic All-SEC

1962	Alan Nass, C (1st)
1963	Jim Caldwell, C (1st) Ron Scharf, F (2nd) Alan Nass, C (2nd)
1964	Jim Caldwell, C (1st) R.D. Craddock, G (2nd) Ron Scharf, F (HM) Bill Eidson, G (HM)

TECH PLAYERS IN THE NBA/ABA

Jose Alvarado

New Orleans Pelicans (2021-24)

Alade Aminu

Miami Heat (2010-11)

Kenny Anderson

New Jersey Nets (1991-96)
Charlotte Hornets (1995-96)
Portland Trail Blazers (1996-98)
Boston Celtics (1998-2002)
Seattle SuperSonics (2002-03)
New Orleans Hornets (2002-03)
Indiana Pacers (2003-04)
Atlanta Hawks (2004-05)
Los Angeles Clippers (2004-05)

Drew Barry

Atlanta Hawks (1997-98)
Seattle SuperSonics (1998-99)
Golden State Warriors (1999-2000)
Atlanta Hawks (1999-2000)

Jon Barry

Milwaukee Bucks (1992-95)
Golden State Warriors (1995-96)
Atlanta Hawks (1996-97)
Los Angeles Lakers (1997-98)
Sacramento Kings (1999-2001)
Detroit Pistons (2001-2003)
Denver Nuggets (2003-04)
Atlanta Hawks (2004-05)
Houston Rockets (2004-06)

Travis Best

Indiana Pacers (1995-2002)
Chicago Bulls (2001-02)
Miami Heat (2002-03)
Dallas Mavericks (2003-04)
New Jersey Nets (2004-05)

Chris Bosh

Toronto Raptors (2004-10)
Miami Heat (2010-16)

Will Bynum

Golden State Warriors (2005-06)
Detroit Pistons (2008-14)
Washington Wizards (2014-15)

Jim Caldwell

New York Knicks (1967-68)
New Jersey Americans (1967-68)
Kentucky Colonels (1967-69)

Jason Collier

Houston Rockets (2000-03)
Atlanta Hawks (2003-05)

Javaris Crittenton

Los Angeles Lakers (2007-08)
Memphis Grizzlies (2007-09)
Washington Wizards (2008-09)

Derrick Favors

New Jersey Nets (2010-11)
Utah Jazz (2010-19)
New Orleans Pelicans (2019-20)
Oklahoma City Thunder (2021-22)
Atlanta Hawks (2022-23)

Duane Ferrell

Atlanta Hawks (1988-94)
Indiana Pacers (1994-97)
Golden State Warriors (1997-99)

Matt Geiger

Miami Heat (1992-95)
Charlotte Hornets (1995-98)
Philadelphia 76ers (1998-2002)

Marcus Georges-Hunt

Miami Heat (2016-17)
Orlando Magic (2016-17)
Minnesota Timberwolves (2017-18)

Dion Glover

Atlanta Hawks (1999-04)
Toronto Raptors (2003-04)
San Antonio Spurs (2004-05)

Tom Hammonds

Washington Bullets (1989-92)
Charlotte Hornets (1992-93)
Denver Nuggets (1992-97)
Minnesota Timberwolves (1997-2001)

Matt Harpring

Orlando Magic (1998-2000)
Cleveland Cavaliers (2000-01)
Philadelphia 76ers (2001-02)
Utah Jazz (2002-09)

Jarrett Jack

Portland Trail Blazers (2005-08)
Indiana Pacers (2008-09)
Toronto Raptors (2009-11)
New Orleans Hornets (2010-12)
Golden State Warriors (2012-13)
Cleveland Cavaliers (2013-14)
Brooklyn Nets (2014-16)
New Orleans Pelicans (2016-17)
New York Knicks (2017-18)

Alvin Jones

Philadelphia 76ers (2001-02)

Gani Lawal

Phoenix Suns (2010-11)

Malcolm Mackey

Phoenix Suns (1993-94)

Stephon Marbury

Minnesota Timberwolves (1996-99)
New Jersey Nets (1998-2001)
Phoenix Suns (2001-04)
New York Knicks (2003-08)
Boston Celtics (2008-09)

Anthony Morrow

Golden State Warriors (2008-10)
New Jersey Nets (2010-12)
Atlanta Hawks (2012-13)
New Orleans Pelicans (2013-14)
Oklahoma City Thunder (2014-17)
Chicago Bulls (2016-17)

Craig Neal

Portland Trail Blazers (1988-89)
Miami Heat (1988-89)
Denver Nuggets (1990-91)

Ivano Newbill

Detroit Pistons (1994-95)
Atlanta Hawks (1996-97)
Vancouver Grizzlies (1997-98)

Jim Nolan

Philadelphia Warriors (1949-50)

Josh Okogie

Minnesota Timberwolves (2018-22)
Phoenix Suns (2022-24)

Brian Oliver

Philadelphia 76ers (1990-92)
Washington Bullets (1994-95)
Atlanta Hawks (1997-98)

Mark Price

Cleveland Cavaliers (1986-95)
Washington Bullets (1995-96)
Golden State Warriors (1996-97)
Orlando Magic (1997-98)

Glen Rice, Jr.

Washington Wizards (2013-15)

John Salley

Detroit Pistons (1986-92)
Miami Heat (1992-95)
Toronto Raptors (1995-96)
Chicago Bulls (1995-96)
Los Angeles Lakers (1999-2000)

Luke Schenscher

Chicago Bulls (2005-06)
Portland Trail Blazers (2006-07)

Dennis Scott

Orlando Magic (1990-97)
Dallas Mavericks (1997-98)
Phoenix Suns (1997-98)
New York Knicks (1998-99)
Minnesota Timberwolves (1998-99)
Vancouver Grizzlies (1999-2000)

Iman Shumpert

New York Knicks (2011-15)
Cleveland Cavaliers (2014-18)
Sacramento Kings (2018-19)
Houston Rockets (2018-19)
Brooklyn Nets (2019-20)

DRAFT PICKS AND FREE AGENT SIGNEES

2022

Jose Alvarado - FA, New Orleans Pelicans
Moses Wright - FA, Los Angeles Clippers

2018

Josh Okogie - 1st/20th pick, Minnesota Timberwolves

2017

Marcus Georges-Hunt - FA, Miami Heat, Orlando Magic

2013

Glen Rice, Jr. - 2nd/35th pick, Philadelphia 76ers
Traded to Washington Wizards

2011

Iman Shumpert - 1st/17th pick, New York Knicks

2010

Derrick Favors - 1st/3rd pick, New Jersey Nets
Gani Lawal - 2nd/46th overall, Phoenix Suns

2009

Alade Aminu - FA, Miami Heat
Anthony Morrow - FA, Golden State Warriors

2007

Thaddeus Young - 1st/12th pick*, Philadelphia 76ers
Javaris Crittenton - 1st/19th, Los Angeles Lakers
Mario West - FA, Atlanta Hawks

2005

Jarrett Jack - 1st/22nd pick, Denver Nuggets
Traded to Portland Trail Blazers
Will Bynum - FA, Boston Celtics
Luke Schenscher - FA, Denver Nuggets

2003

Chris Bosh - 1st/4th pick*, Toronto Raptors

2001

Alvin Jones - 2nd/57th pick, Philadelphia 76ers

2000

Jason Collier - 1st/15th pick, Milwaukee Bucks
Traded to Houston Rockets

1999

Dion Glover - 1st/20th pick, Atlanta Hawks

1998

Matt Harpring - 1st/15th pick, Orlando Magic

1997

Eddie Elisma - 2nd/41st pick, Seattle SuperSonics

1996

Stephon Marbury - 1st/4th pick*, Milwaukee Bucks
Traded to Minnesota Timberwolves
Drew Barry - 2nd/57th, Seattle SuperSonics

1995

Travis Best - 1st/22nd pick, Indiana Pacers
James Forrest - 3rd/34th, Omaha Racers (CBA)

1994

Fred Vinson - FA, Atlanta Hawks
Ivano Newbill - FA, Detroit Pistons

1993

Malcolm Mackey - 1st/27th pick, Phoenix Suns

1992

Jon Barry - 1st/21st pick, Boston Celtics
Matt Geiger - 2nd/42nd, Miami Heat

1991

Kenny Anderson - 1st/2nd pick*, New Jersey Nets

1990

Dennis Scott - 1st/4th pick*, Orlando Magic
Brian Oliver - 2nd/32nd, Philadelphia 76ers

1989

Tom Hammonds - 1st/9th pick*, Washington Bullets
Anthony Sherrod - 7th/110th, Tulsa (CBA)

1988

Craig Neal - 3rd/71st pick, Portland Trailblazers
Duane Ferrell - FA, Atlanta Hawks;

1987

Bruce Dalrymple - 2nd/46th pick, Phoenix Suns

1986

Mark Price - 2nd/25th pick, Dallas Mavericks
Traded to Cleveland Cavaliers
John Salley - 1st/11th pick*, Detroit Pistons

1985

Yvon Joseph - 2nd/36th pick, New Jersey Nets

1983

George Thomas - 8th/173rd pick, Atlanta Hawks

1982

Brook Steppe - 1st/17th pick, Kansas City Kings

1980

Lenny Horton - 5th/112th pick, Seattle SuperSonics

1979

Tico Brown - 2nd/23rd pick, Utah Jazz
Sammy Drummer - 4th/76th, Houston Rockets

1971

Rich Yunkus - 3rd/38th pick, Cincinnati Royals;
3rd, Carolina (ABA)

1970

Bob Seemer - 10th/169th pick, Milwaukee Bucks

1968

Phil Wagner - 6th/75th pick, Atlanta Hawks;
5th, Indiana (ABA)

1967

Pres Judy - Round n/a, Kentucky Colonels (ABA)

1965

Jim Caldwell - 3rd/28th pick, Los Angeles Lakers
Ronald Scharf - 15th/107th, Cincinnati Royals

1961

Roger Kaiser - 4th/41st pick, Chicago Bulls;
Round n/a, New York (ABL)

1960

Dave Denton - 6th/43rd pick, New York Knicks;
Round n/a, Hawaii (ABL)

1953

Pete Silas - 82nd overall pick, Minneapolis Lakers

1950

Colin Anderson - 10th/112nd pick, Indianapolis
Kautskys

1949

Jim Nolan - 2nd/18th pick, Philadelphia Warriors

1947

Frank Broyles - 69th overall pick, Toronto Huskies

*denotes lottery pick

Brook Steppe

Kansas City Kings (1982-83)
Indiana Pacers (1983-84)
Detroit Pistons (1984-85)
Sacramento Kings (1986-87)
Portland Trail Blazers (1988-89)

Fred Vinson

Atlanta Hawks (1994-95)
Seattle SuperSonics (1999-2000)

Phil Wagner

Indiana Pacers (1968-69)

Mario West

Atlanta Hawks (2007-10)
New Jersey Nets (2010-11)

Moses Wright

Los Angeles Clippers/Dallas Mavericks (2021-22)

Thaddeus Young

Philadelphia 76ers (2007-14)
Minnesota Timberwolves (2014-15)
Brooklyn Nets (2014-16)
Indiana Pacers (2016-19)
Chicago Bulls (2019-20)
San Antonio Spurs/Toronto Raptors (2021-22)
Toronto Raptors (2022-23)
Phoenix Suns (2023-24)

TECH AND INTERNATIONAL BASKETBALL



Jose Alvarado

- Played on Puerto Rico team that earned a berth in 2024 Paris Olympic Games, first for the Commonwealth in 20 years.

Alade Aminu

- The only Georgia Tech player to participate in two Olympic games in basketball, he competed for Nigeria in 2012 in London and 2016 in Rio de Janeiro.

Kenny Anderson

- Played on bronze medal-winning United States team at the 1990 World Championships

Chris Bosh (above)

- Became only the second Tech alumnus to make the U.S. Olympic team in the 2008 games in Beijing, China, which won the gold medal. They were known as the "Redeem Team" after the U.S. won the bronze medal in 2004 in Athens.
- Helped U.S. win the bronze medal at the 2006 FIBA World Championships in Japan.



Bobby Cremins

- Assistant coach for the 1996 U.S. Olympic team (Dream Team III) capturing the gold medal at the Centennial Olympic Games in Atlanta. Chosen by head coach Lenny Wilkens along with Clem Haskins of Minnesota and Jerry Sloan of the Utah Jazz
- Assisted Arizona's Lute Olsen in coaching the U.S. team to a gold medal at the 1986 World Championships and Goodwill Games in Madrid, Spain
- In 1989, coached a U.S. squad to qualification for the 1990 World Championships

Dion Glover

- Helped U.S. win the gold medal at the 1998 Goodwill Games in New York, N.Y.

Tom Hammonds

- Played for gold medal-winning U.S. squad in the 1986 World Basketball Championships in Madrid, Spain
- Attended 1988 Olympic Trials

Stephon Marbury

- Helped U.S. win the bronze medal at the 2004 Olympic Games in Athens, Greece

Josh Okogie

- Represented his native Nigeria in the 2004 Olympic Games in Tokyo, Japan, where Nigeria finished 10th

Mark Price (left)

- Helped U.S. win a gold medal at the 1983 Pan Am Games in Caracas, Venezuela
- Also played on gold medal-winning team at the 1984 World Championships
- Invited to 1984 Olympic Trials
- As a pro, played for Dream Team II, which won a gold medal at the 1994 World Championships in Toronto

Avi Schafer

- Represented his native Japan in the 2004 Olympic Games in Tokyo, Japan

Pete Silas

- Played for gold medal-winning U.S. squad in the 1955 Pan Am Games in Mexico City, Mexico

ALL-TIME USA TEAM ROSTER

USA NATIONAL TEAM – OLYMPICS

- 1996 – Bobby Cremins/assistant coach (gold medal)
- 2004 – Stephon Marbury (bronze medal)
- 2008 – Chris Bosh (gold medal)

USA NATIONAL TEAM – WORLD CHAMPIONSHIPS

- 1986 – Tom Hammonds (gold medal)
- 1986 – Bobby Cremins/assistant coach (gold medal)
- 1990 – Kenny Anderson (bronze medal)
- 1994 – Mark Price (gold medal)
- 2006 – Chris Bosh (bronze medal)

ADDITIONAL USA TEAM HISTORY

- Chris Bosh – 2006-08 Select National Team Program, 2010-12 Men's National Team
- Robert Carter, Jr. – 2013 U19 Training Camp
- Jason Collier – 1996 Nike Hoop Summit
- Bobby Cremins (assistant coach) – 1986 Goodwill Games (gold medal), 1989 World Championships Qualifying Team
- Derrick Favors – 2013 Men's National Team Mini-Camp
- Marcus Georges-Hunt – 2013 U19 Training Camp
- Dion Glover – 1997 Nike Hoop Summit, 1998 Goodwill Games (gold medal)
- Tom Hammonds – 1988 Olympic Trials
- Michael Maddox – 1995 U19 Team
- Stephon Marbury – 1995 Nike Hoop Summit, 1995 USA U19 Team
- Craig Neal – 1993 FIBA Americas Qualifying Team
- Josh Okogie – 2017 U19 Team
- Mark Price – 1983 Pan American Games Team (gold medal)
- Pete Silas – 1955 Pan American Games Team (gold medal)
- Deivon Smith – 2021 U19 Training Camp
- Thaddeus Young – 2006 Nike Hoop Summit, 2009 Men's National Team Mini-Camp, 2019 Men's National Team training camp

OTHER NATIONS

- Alade Aminu – Nigerian team member in 2012 and 2016 Olympic Games
- Josh Okogie – Nigerian team member in 2019 FIBA World Championships, 2021 Olympic Games
- Mfon Udofia - Nigerian assistant coach in 2021 Olympic Games



HISTORY

GEORGIA TECH HALL OF FAME/RETIRED JERSEYS

GEORGIA TECH HALL OF FAME

Name	Class	Inducted
Kenny Anderson	1991	2001
Nicholas George Azar	1928	1982
Drew Barry	1996	2010
Travis Best	1995	2006
Chris Bosh	2003	2018
Buddy Blemker	1959	1965
Jim Caldwell	1966	1976
Lenny Cohen	1957	1973
R.D. Craddock	1965	1965
Bobby Cremins, coach	1981-2000	2006
Bruce Dalrymple	1987	1994
Dave Denton	1960	1973
Melvin Dold	1951	1961
B.J. Elder	2005	2017
Duane Ferrell	1988	1995
James Forrest	1995	2021
Sid Goldin	1930	1984
Tom Hammonds	1989	1996
Matt Harpring	1998	2008
Tiny Hearn	1927	1956
Joe Helms	1956	1964
Paul Hewitt, coach	2000-11	2022
Lenny Horton	1980	1985
John C. Hyder, as a player	1937	1960
John C. Hyder, as a coach	1952-73	1983
Jarrett Jack	2005	2016
Bo Johnston	1938	1958
Alvin Jones	2001	2014
Bill Jordan	1938	1986
Pres Judy	1967	1974
Roger Kaiser	1961	1966
Joe Keener	1951	1974
Bobby Kimmel	1957	1963
Malcolm Mackey	1993	2005
Roy Mundorff, coach	1926-42	1968
Alan Nass	1963	1963
Ida Neal	1989	1995
Jim Nolan	1949	1962
Brian Oliver	1990	2000
Wesley Paxson	1944	1969
Frank Player	1928	1984
Mark Price	1986	1991
Terry Randall	1959	1970
Wayne Richards	1961	1980
Babe Roane	1924	1971
John Salley	1986	1991
Dennis Scott	1990	2001
Mickey Sermersheim	1951	1972
Pete Silas	1953	1959
Fletcher Sims (also football)	1937	1968
Jim Thorne	1971	1979
Pete Thorne	1968	1979
Mike Tomasovich	1964	1980
Teeter Umsted	1952	1962
Phil Wagner	1968	1973
Jim Wood	1977	1985
Rich Yunkus	1971	1971

#4 • Dennis Scott >>>

Retired November 15, 2024

- First-team All-American, 1990
- ACC Player of the Year, 1990
- Sporting News National Player of the Year, 1990
- ACC Rookie of the Year in 1988
- Finished his career as Tech's all-time leader in three-point field goals and three-point percentage
- Tech's No. 4 all-time leading scorer (2,115 points)
- Set Tech and ACC record for points in a season, 970 in 1989-90

#15 • Matt Harpring

Retired Feb. 25, 1998

- First-team all-American in 1998
- One of only two Tech players to earn first-team all-ACC honors three times
- Came within eight points of breaking the Tech career scoring record, finishing second with 2,225 points
- Also ranks second in career rebounds and among Tech's all-time leaders in virtually every statistical category
- Two-time Academic All-American

#20 • Tom Hammonds

Retired March 1, 1989

- Third-team all-American in 1989
- Three-time all-ACC selection, including first-team honors in 1988 and 1989
- ACC Rookie of the Year in 1986
- Became the third player in Tech history to score 2,000 points and still ranks fifth in career scoring and rebounding
- Helped Tech to four straight NCAA Tournament appearances

#21 • Roger Kaiser

Retired Feb. 27, 1961

- Georgia Tech's first all-American (1960) and one of only two consensus all-Americans (1961) in school history
- SEC Player of the Year in 1961
- Led Tech to its first NCAA Tournament
- Finished with Tech career records for points and scoring average

#22 • John Salley

Retired March 2, 1986

- Second-team all-American in 1986
- Two-time all-ACC selection
- Finished with the Tech career record for blocked shots
- Along with Mark Price, helped the Jackets rise to national prominence

#25 • Mark Price


Retired March 2, 1986

- Three-time all-American, including first-team honors in 1985
- Tech's first all-ACC first-team honoree and one of only two Jackets to be all-ACC three straight years
- ACC Rookie of the Year in 1983, when he led the league in scoring
- Finished his career as Tech's second-leading scorer and leader in assists and steals

#40 • Rich Yunkus

Retired in 1971

- Tech's all-time leading scorer with 2,232 points in just three seasons
- Second-team all-America in 1971 and a third-team selection in 1970
- Averaged a school-record 30.1 points per game as a junior
- Three-time Academic All-American



Banners recognizing the considerable and legendary accomplishments of the following individuals also hang alongside those of the seven players.

Al Ciraldo

Voice of the Jackets

- Georgia Tech radio announcer for 43 years
- Called play-by-play for 1,030 basketball games from 1954-93
- Banner was raised on Feb. 14, 1998, three months after his death at the age of 76

Bobby Cremins

Head Coach 1981-2000

- National Coach of the Year - 1985, 1990
- ACC Coach of the Year - 1983, 1985, 1996
- Led Tech to three ACC titles (1985, 1990, 1993) and one NCAA Final Four
- Coaching record at Georgia Tech - 354-237
- Banner was raised and the Alexander Memorial Coliseum court was named in his honor on March 8, 2003

John "Whack" Hyder

Head Coach 1952-73

- Led Tech to its first NCAA Tournament appearance in 1960
- Led Tech to NIT appearances in 1970 and 1971, advancing to the finals in 1971
- Beat Kentucky teams ranked No. 1 three times in his career
- Coaching record at Georgia Tech - 292-271
- Banner was raised during the 2003-04 season

ACC PERFORMANCE HISTORY BREAKDOWN

Year	BC	CAL	CL	DU	FS	LOU	MD	MIA	NC	NCST	ND	PITT	SMU	STA	SYR	UVA	VT	WF
	HAT	HAT	HAT	HAT	HAT	HAT	HAT	HAT	HAT	HAT	HAT	HAT	HAT	HAT	HAT	HAT	HAT	HAT
1979-80	-	-	L	L	-	-	L	L	L	-	-	-	-	-	-	W	L	-
1980-81	-	-	L	L	-	-	L	L	-	-	-	-	-	-	-	L	L	-
1981-82	-	-	L	L	W	-	-	W	W	-	-	L	L	L	-	L	L	-
1982-83	-	-	W	L	W	-	-	W	L	W	-	-	-	-	-	L	L	-
1983-84	-	-	W	L	W	L	-	W	L	-	W	L	-	-	-	W	L	-
1984-85	-	-	L	W	W	L	W	-	W	W	-	-	W	W	L	W	-	-
1985-86	-	-	W	W	W	W	L	-	W	W	-	-	L	L	W	W	-	-
1986-87	-	-	L	L	W	W	-	-	W	W	-	-	L	L	W	L	-	-
1987-88	-	-	W	L	W	L	-	-	W	W	L	-	L	L	W	-	-	-
1988-89	-	-	W	L	W	L	-	-	W	W	-	-	W	L	L	-	-	-
1989-90	-	-	W	L	W	L	W	-	W	W	-	-	W	L	-	W	W	-
1990-91	-	-	W	L	L	L	-	-	W	L	-	-	L	L	L	-	-	-
1991-92	-	-	W	L	L	L	L	-	W	W	-	-	L	L	W	-	-	-
1992-93	-	-	W	W	W	L	W	L	L	-	-	W	W	-	-	W	W	-
1993-94	-	-	W	L	L	L	L	-	L	W	-	-	W	W	-	W	L	-
1994-95	-	-	W	L	W	L	W	W	-	W	-	-	L	L	W	-	-	-
1995-96	-	-	W	L	W	W	W	-	W	L	W	-	W	W	-	W	W	-
1996-97	-	-	L	L	L	L	W	L	-	L	L	-	L	L	W	L	-	-
1997-98	-	-	W	L	L	L	W	-	L	L	L	-	L	L	W	-	-	-
1998-99	-	-	W	L	L	L	W	-	L	L	-	-	W	L	L	-	-	-
1999-00	-	-	W	L	L	L	W	-	L	L	-	-	W	L	-	-	-	-
2000-01	-	-	W	W	L	L	W	L	-	L	L	W	-	L	W	W	-	-
2001-02	-	-	L	W	L	L	W	W	-	L	L	-	-	W	L	-	-	-
2002-03	-	-	W	L	L	L	W	L	-	W	L	-	-	W	L	-	-	-
2003-04	-	-	W	W	L	W	L	W	-	W	L	-	-	W	L	-	-	-
2004-05	-	-	W	W	L	L	L	W	W	-	L	W	L	-	W	-	L	W
2005-06	W	L	-	L	L	L	-	L	L	L	-	L	W	-	-	-	-	-
2006-07	W	-	-	W	L	W	L	W	W	-	L	-	W	-	-	L	L	-
2007-08	-	W	-	W	L	-	L	L	-	L	-	-	W	-	-	L	W	W
2008-09	L	L	-	L	L	W	L	-	L	L	-	-	L	-	L	-	L	-
2009-10	W	-	-	W	L	W	L	L	-	L	W	-	W	W	W	-	-	-
2010-11	-	L	-	L	L	-	L	-	L	W	-	W	-	-	-	L	L	-
2011-12	W	L	-	L	L	-	L	-	W	L	-	L	-	-	L	-	L	-
2012-13	-	L	L	-	L	L	-	-	L	W	-	L	L	-	-	W	L	-
2013-14	W	W	-	L	L	L	L	-	-	L	-	L	-	W	L	-	W	-
2014-15	L	L	-	W	L	-	L	-	W	-	L	L	-	L	-	L	-	-
2015-16	-	W	-	W	L	W	L	-	W	-	L	-	W	W	L	-	W	-
2016-17	W	-	-	W	L	-	W	-	L	-	W	-	L	W	-	W	-	-
2017-18	-	L	L	-	L	L	-	L	-	W	-	L	-	W	-	W	-	-
2018-19	W	-	-	L	L	-	L	L	-	L	-	W	-	W	L	L	-	-
2019-20	-	W	-	W	W	-	L	-	W	L	-	-	W	-	L	L	-	-
2020-21	-	-	-	W	L	-	L	W	-	L	-	-	W	-	W	-	L	-
2021-22	W	W	-	W	L	-	L	-	W	-	L	-	L	-	L	-	L	-
2022-23	-	W	-	L	L	-	L	W	W	L	-	-	W	-	L	-	W	-
2023-24	L	-	-	L	W	-	W	L	-	L	-	-	W	-	L	-	L	-

HISTORY

Georgia Tech's 22 ACC victories over the 2020-21 and 2021-22 seasons are the most in program history over a two-year period.

Third Time's the Charm

In 2013-14, Boston College became the 10th ACC team that Georgia Tech has defeated three times in the same season - that is, both regular-season meetings and a game in the ACC Tournament.

Boston College	2014
North Carolina	2010
Virginia	2001
NC State	1996
Virginia	1992
NC State	1990
Clemson	1986
Maryland	1986
North Carolina*	1985

*ACC Championship game



ACC TOURNAMENT HISTORY

All-Time Results

1980 - Greensboro Coliseum, Greensboro, N.C.
#1 Maryland 51, #8 Georgia Tech 49 (ot) (quarterfinal)

1981 - Capital Centre, Landover, Md.
#1 Virginia 76, #8 Georgia Tech 47 (quarterfinal)

1982 - Greensboro Coliseum, Greensboro, N.C.
#1 North Carolina 55, #8 Georgia Tech 39 (quarterfinal)

1983 - The Omni, Atlanta, Ga.
#6 Georgia Tech 64, #3 Maryland 58 (quarterfinal)
#2 Virginia 96, #6 Georgia Tech 67 (semifinal)

1984 - Greensboro Coliseum, Greensboro, N.C.
#3 Duke 67, #6 Georgia Tech 63 (ot) (quarterfinal)

1985 - The Omni, Atlanta, Ga. (Champions)
#1 Georgia Tech 55, #8 Virginia 48 (quarterfinal)
#1 Georgia Tech 75, #4 Duke 64 (semifinal)
#1 Georgia Tech 57, #2 North Carolina 54 (championship)

1986 - Greensboro Coliseum, Greensboro, N.C. (Runner-up)
#1 Georgia Tech 79, #8 Clemson 61 (quarterfinal)
#1 Georgia Tech 64, #6 Maryland 62 (semifinal)
#1 Duke 68, #1 Georgia Tech 67 (championship)

1987 - Capital Centre, Landover, Md.
#4 Virginia 55, #5 Georgia Tech 54 (quarterfinal)

1988 - Greensboro Coliseum, Greensboro, N.C.
#5 Maryland 84, #4 Georgia Tech 67 (quarterfinal)

1989 - The Omni, Atlanta, Ga.
#4 North Carolina 77, #5 Georgia Tech 62 (quarterfinal)

1990 - Charlotte Coliseum, Charlotte, N.C. (Champions)
#3 Georgia Tech 76, #6 NC State 67 (quarterfinal)
#3 Georgia Tech 83, #2 Duke 72 (semifinal)
#3 Georgia Tech 70, #5 Virginia 61 (championship)

1991 - Charlotte Coliseum, Charlotte, N.C.
#4 NC State 82, #5 Georgia Tech 68 (quarterfinal)

1992 - Charlotte Coliseum, Charlotte, N.C.
#4 Georgia Tech 68, #5 Virginia 56 (quarterfinal)
#1 Duke 89, #4 Georgia Tech 76 (semifinal)

1993 - Charlotte Coliseum, Charlotte, N.C. (Champions)
#6 Georgia Tech 69, #3 Duke 66 (quarterfinal)
#6 Georgia Tech 69, #7 Clemson 61 (semifinal)
#6 Georgia Tech 77, #1 North Carolina 75 (championship)

1994 - Charlotte Coliseum, Charlotte, N.C.
#3 Wake Forest 74, #6 Georgia Tech 49 (quarterfinal)

1995 - Greensboro Coliseum, Greensboro, N.C.
#4 Virginia 77, #5 Georgia Tech 67 (quarterfinal)

1996 - Greensboro Coliseum, Greensboro, N.C. (Runner-up)
#1 Georgia Tech 88, #9 NC State 73 (quarterfinal)
#1 Georgia Tech 84, #5 Maryland 79 (semifinal)
#2 Wake Forest 75, #1 Georgia Tech 74 (championship)

1997 - Greensboro Coliseum, Greensboro, N.C.
#8 NC State 60, #9 Georgia Tech 46 (first round)

1998 - Greensboro Coliseum, Greensboro, N.C.
#3 Maryland 83, #6 Georgia Tech 65 (quarterfinal)

1999 - Charlotte Coliseum, Charlotte, N.C.
#3 North Carolina 78, #6 Georgia Tech 49 (quarterfinal)

2000 - Charlotte Coliseum, Charlotte, N.C.
#7 Florida State 63, #8 Georgia Tech 62 (quarterfinal)

2001 - Georgia Dome, Atlanta, Ga.
#5 Georgia Tech 74, #4 Virginia 69 (quarterfinal)
#1 North Carolina 70, #5 Georgia Tech 63 (semifinal)

2002 - Charlotte Coliseum, Charlotte, N.C.
#3 Wake Forest 92, #6 Georgia Tech 83 (quarterfinal)

2003 - Greensboro Coliseum, Greensboro, N.C.
#4 NC State 71, #5 Georgia Tech 65 (quarterfinal)

2004 - Greensboro Coliseum, Greensboro, N.C.
#4 Georgia Tech 83, #5 North Carolina 82 (quarterfinal)
#1 Duke 85, #4 Georgia Tech 71 (semifinal)

2005 - MCI Center, Washington, D.C. (Runner-up)
#5 Georgia Tech 73, #4 Virginia Tech 54 (quarterfinal)
#5 Georgia Tech 78, #1 North Carolina 75 (semifinal)
#3 Duke 69, #5 Georgia Tech 64 (championship)

2006 - Greensboro Coliseum, Greensboro, N.C.
#6 Maryland 84, #11 Georgia Tech 62 (first round)

2007 - St. Pete Times Forum, Tampa, Fla.
#11 Wake Forest 114, #5 Georgia Tech 112 (2 ot) (quarterfinal)

2008 - Bobcats Arena, Charlotte, N.C.
#7 Georgia Tech 94, #10 Virginia 76 (first round)
#2 Duke 82, #7 Georgia Tech 70 (quarterfinal)

2009 - Georgia Dome, Atlanta, Ga.
#12 Georgia Tech 86, #5 Clemson 81 (first round)
#4 Florida State 64, #12 Georgia Tech 62 (quarterfinal)

2010 - Greensboro Coliseum, Greensboro, N.C.
#7 Georgia Tech 62, #10 North Carolina 58 (first round)
#7 Georgia Tech 69, #2 Maryland 64 (quarterfinal)
#7 Georgia Tech 64, #11 NC State 59 (semifinal)
#1 Duke 65, #7 Georgia Tech 61 (championship)

2011 - Greensboro Coliseum, Greensboro, N.C.
#6 Virginia Tech 59, #11 Georgia Tech 43 (first round)

2012 - Philips Arena, Atlanta, Ga.
#6 Miami 54, #11 Georgia Tech 36 (first round)

2013 - Greensboro Coliseum, Greensboro, N.C.
#8 Boston College 84, #9 Georgia Tech 64 (first round)

2014 - Greensboro Coliseum, Greensboro, N.C.
#11 Georgia Tech 73, #14 Boston College 70 (ot) (first round)
#6 Clemson 69, #11 Georgia Tech 65 (ot) (second round)

2015 - Greensboro Coliseum, Greensboro, N.C.
#12 Boston College 66, #13 Georgia Tech 65 (first round)

2016 - Verizon Center, Washington, D.C.
#10 Georgia Tech 88, #7 Clemson 85 (ot) (first round)
#2 Virginia 72, #10 Georgia Tech 52 (second round)

2017 - Barclays Center, Brooklyn, N.Y.
#14 Pittsburgh 61, #11 Georgia Tech 59 (first round)

2018 - Barclays Center, Brooklyn, N.Y.
#12 Boston College 87, #13 Georgia Tech 77 (first round)

2019 - Spectrum Center, Charlotte, N.C.
#15 Notre Dame 78, #10 Georgia Tech 71 (first round)

2020 - Greensboro Coliseum, Greensboro, N.C.
Georgia Tech did not participate (NCAA postseason ban)

2021 - Greensboro Coliseum, Greensboro, N.C.
#4 Georgia Tech 70, #13 Miami 66 (quarterfinal)
#4 Georgia Tech vs. #1 Virginia (semifinal, cancelled)
#4 Georgia Tech 80, #2 Florida State 75 (championship)

2022 - Barclays Center, Brooklyn, N.Y.
#11 Louisville 84, #14 Georgia Tech 74 (first round)

2023 - Greensboro Coliseum, Greensboro, N.C.
#13 Georgia Tech 61, #12 Florida State 60 (first round)
#5 Pittsburgh 89, #13 Georgia Tech 81 (second round)

2024 - Capitol One Arena, Washington, D.C.
#12 Notre Dame 84, #13 Georgia Tech 80 (first round)

Annual Regular Season Finishes

Year	Record	Finish	Tourney Seed	*Projection
1980	1-13	8th	8th	8th
1981	0-14	8th	8th	8th
1982	3-11	8th	8th	8th
1983	4-10	6th	6th	8th
1984	6-8	t-5th	6th	6th
1985	9-5	t-1st	1st	3rd
1986	11-3	2nd	2nd	2nd
1987	7-7	5th	5th	2nd
1988	8-6	4th	4th	3rd
1989	8-6	5th	5th	3rd
1990	8-6	t-3rd	3rd	5th
1991	6-8	t-5th	5th	4th
1992	8-8	t-4th	4th	4th
1993	8-8	6th	6th	4th
1994	7-9	6th	6th	3rd
1995	8-8	5th	5th	6th
1996	13-3	1st	1st	6th
1997	3-13	9th	9th	6th
1998	6-10	6th	6th	9th
1999	6-10	t-5th	6th	7th
2000	5-11	8th	8th	6th
2001	8-8	t-5th	5th	8th
2002	7-9	t-5th	6th	6th
2003	7-9	5th	5th	4th
2004	9-7	t-3rd	4th	7th
2005	8-8	t-4th	5th	3rd
2006	4-12	t-10th	11th	9th
2007	8-8	t-6th	6th	4th
2008	7-9	t-7th	7th	7th
2009	2-14	12th	12th	8th
2010	7-9	7th	7th	4th
2011	5-10	t-10th	11th	9th
2012	4-12	T9th	11th	10th
2013	6-12	T9th	9th	9th
2014	6-12	t-11th	11th	11th
2015	3-15	13th	13th	13th
2016	8-10	t-11th	10th	13th
2017	18-10	11th	11th	14th
2018	6-12	13th	13th	9th
2019	6-12	10th	10th	13th
2020	11-9	5th	n/a	12th
2021	11-6	4th	4th	9th
2022	5-15	14th	14th	10th
2023	6-14	13th	13th	15th
2024	7-14	t-12th	13th	13th

*18 ACC wins vacated by the NCAA Committee on Infractions
Preseason Operation Basketball projection

ACC TOURNAMENT HISTORY

Tournament Superlatives

Individual by Tech

Points: 35, Will Bynum vs. North Carolina, 2005
 Field goals: 13, James Forrest vs. Duke, 1993
 Field goal attempts: 24, Dennis Scott vs. Duke, 1990
 Field goal percentage: 1.000 (7-7), Alade Aminu vs. Wake Forest, 2007
 3-point field goals: 6, Anthony Morrow vs. Virginia, 2008
 3-point FG attempts: 15, Dennis Scott vs. N. Carolina, 1989
 Free throws: 14, Mark Price vs. Duke, 1985
 Free throw attempts: 14, Mark Price vs. Duke, 1985
 Free throw percentage: 1.000 (14-14), Mark Price vs. Duke, 1985
 Rebounds: 17, Luke Schenscher vs. North Carolina, 2004
 Assists: 13, Drew Barry vs. Clemson, 1993
 Turnovers: 9, Stu Lyons vs. Virginia, 1981
 Blocked shots: 7, Matt Geiger vs. Virginia, 1992
 Steals: 7, Jarrett Jack vs. NC State, 2003

Team by Tech

Points: 112 vs. Wake Forest, 2007
 Fewest points: 36 vs. Miami, 2012
 Fewest points in a win: 55 vs. Virginia, 1985
 Winning margin: 19 vs. Virginia Tech, 2005
 Losing margin: 29 vs. Virginia, 1981 & 1983, North Carolina, 1991
 Field goals: 40 vs. Wake Forest, 2007
 Field goal attempts: 75 vs. Boston College, 2013
 Field goal percentage: .579 (33-57) vs. Virginia, 2008
 Lowest FG percentage: .296 (21-71) vs. Duke, 2005
 Field goal percentage (tournament): .508 (60-118), 2008
 3-point field goals: 13 vs. Virginia, 2008
 3-point FG attempts: 33 vs. North Carolina, 2001
 Free throws: 26 vs. Maryland, 1983
 Free throw attempts: 35 vs. Maryland, 1983; Wake Forest, 2007
 Free throw percentage: .885 (23-26) vs. North Carolina, 1993
 Free throw percentage (tournament): .806 (25-31), 2008
 Rebounds: 47 vs. North Carolina, 2005
 Assists: 23 vs. Duke, 1993
 Turnovers: 24 vs. Maryland, 1996
 Fewest turnovers: 6 vs. Wake Forest, 1996
 Blocked shots: 13 vs. Virginia, 1992
 Steals: 15 vs. Florida State, 2021

Individual by Opponents

Points: 41, Olivier Hanlan, Boston College, 2013
 Field goals: 14, Olivier Hanlan, Boston College, 2013
 Field goal attempts: 23, Junior Burrough, Virginia, 1995
 Field goal percentage: .833, (5-6) Kenny Smith, North Carolina, 1985
 3-point field goals: 8, Olivier Hanlan, Boston College, 2013
 3-point FG attempts: 12, Donald Williams, North Carolina, 1993; Chris Whitney, Clemson, 1993
 Free throws: 14, Kyle Singler, Duke, 2010
 Free throw attempts: 16, Kyle Singler, Duke, 2010
 Free throw percentage: 1.000, Rashad McCants (10-10), North Carolina, 2004 (10-10); J.J. Redick (10-10), Duke, 2005
 Rebounds: 22, Tim Duncan, Wake Forest, 1996
 Assists: 10, Rudy Archer, Maryland, 1988; Sean Singletary, Virginia, 2008
 Blocked Shots: 6, Tim Duncan, Wake Forest, 1994; Johnny Rhodes, Maryland, 1996; Josh Powell, NC State, 2003; Sheldon Williams, Duke, 2005
 Steals: 5, Jeff Jones, Virginia, 1981; Landon Milbourne, Maryland, 2010

Team by Opponents

Points: 114 by Wake Forest, 2007
 Fewest points: 48 by Virginia, 1985
 Fewest points in a win: 51 by Maryland, 1980
 Field goals: 34 by Wake Forest, 2007
 Field goal attempts: 81 by Virginia, 1992
 Field goal percentage: .642 (34-53) by Wake Forest, 2007
 Lowest FG percentage: .247 (20-81) by Virginia, 1992
 Lowest FG percentage (tournament): .375 (63-168), 2005
 3-point field goals: 14 by Boston College, 2013
 3-point field goal attempts: 24 by Boston College, 2013
 3-point field goal percentage: .582 (14-24) by Boston College, 2013
 Free throws: 33 by Virginia, 1983
 Free throw attempts: 48 by Wake Forest, 2007
 Free throw percentage: 1.000 (12-12) by North Carolina, 1985
 Rebounds: 50 by Virginia, 2001
 Assists: 22 by Wake Forest, 2007
 Turnovers: 25 by Florida State, 2001
 Blocked shots: 9 by Duke, 2005; Maryland, 2006
 Steals: 16 by Virginia, 1981

Best Career Totals

Minimum 4 games, 2 tournaments
 Points: 162, Mark Price, 1983-86 (9 games)
 Scoring average: 20.6, Dennis Scott, 1988-90 (6)
 Field goals: 54, Mark Price, 1983-86 (9)
 Field goal attempts: 132, Mark Price, 1983-86 (9)
 Field goal percentage: .593 (35-59), Tom Hammonds, 1986-89 (6)
 3-point field goals: 20, Tony Akins, 1999-2002 (5)
 3-point FG attempts: 52, Tony Akins, 1999-2002 (5)
 3-point FG percentage: .600 (9-15), Michael Maddox, 1995-96 (4)
 Free throws: 46, Mark Price, 1983-86 (9)
 Free throw attempts: 50, Mark Price, 1983-86 (9)
 Free throw percentage: .920 (46-50), Mark Price, 1983-86 (9)
 Rebounds: 89, Malcolm Mackey, 1990-93 (9)
 Assists: 61, Drew Barry, 1993-96 (8)
 Blocked shots: 18, John Salley, 1983-86 (9)
 Steals: 23, Mark Price, 1983-86 (9)
 Games played: 9, Malcolm Mackey, 1990-93; Mark Price, 1983-86; John Salley, 1983-86; Zachery Peacock, 2007-10

Best Tournament Totals

Points: 80, James Forrest, 1993
 Scoring average: 26.7, James Forrest, 1993
 Field goals: 35, James Forrest, 1993
 Field goal attempts: 55, Dennis Scott, 1990
 Field goal percentage: .686 (35-51), James Forrest, 1993
 3-point field goals: 10, Stephon Marbury, 1996
 3-point FG attempts: 27, Dennis Scott, 1990
 3-point FG percentage: .667, Michael Maddox (8-12), 1996; Anthony Morrow (8-12), 2008
 Free throws: 20, Mark Price (20 att.), 1985
 Free throw attempts: 27, Derrick Favors (18 made), 2010
 Free throw percentage: 1.000 (20-20), Mark Price, 1985
 Rebounds: 39, Derrick Favors, 2010
 Assists: 27, Drew Barry, 1993
 Blocked shots: 12, Derrick Favors, 2010
 Steals: 11, Bruce Dalrymple, 1985

Record by Site

Barclays Center, Brooklyn, N.Y.	0-3
Bobcats Arena/Spectrum Center, Charlotte, N.C.	1-2
Capital Centre, Landover, Md.	0-2
Charlotte (N.C.) Coliseum	7-6
Georgia Dome, Atlanta, Ga.	2-2
Greensboro (N.C.) Coliseum	11-17
The Omni, Atlanta, Ga.	4-2
Philips Arena, Atlanta, Ga.	0-1
St. Pete Times Forum, Tampa, Fla.	0-1
Capital One Arena, Washington, D.C.	3-3

Record by Round

First Round	5-13
Second Round	1-2
Quarterfinals	12-17
Semifinals	7-4
Championship games	4-4
Tournament record	29-40

Record by Seed

Seed (Yrs)	Record	Titles
No. 1 (2)	5-1	1
No. 2 (1)	2-1	0
No. 3 (1)	3-0	1
No. 4 (3)	4-3	1
No. 5 (7)	3-7	0
No. 6 (7)	4-7	1
No. 7 (2)	4-2	0
No. 8 (4)	0-4	0
No. 9 (2)	0-2	0
No. 10 (2)	1-2	0
No. 11 (4)	1-5	0
No. 12 (1)	1-1	0
No. 13 (3)	1-4	0
No. 14 (1)	0-1	0

ACC All-Tournament

1980	Brook Steppe, G (2nd)
1983	Mark Price, G (2nd)
1984	Mark Price, G (2nd)
1985	Mark Price, G (1st), Bruce Dalrymple, G (1st), Yvon Joseph, C (2nd), John Salley, F (2nd)
1986	Duane Ferrell, F (1st), Mark Price, G (2nd), Tom Hammonds, F (2nd), John Salley, F (3rd)
1990	Brian Oliver, G (1st), Dennis Scott, F (1st), Kenny Anderson, G (1st), Malcolm Mackey, F (3rd)
1992	Malcolm Mackey, F (2nd)
1993	James Forrest, F (1st), Drew Barry, G (1st), Travis Best, G (2nd)
1996	Matt Harpring, F (1st), Stephon Marbury, G (1st)
2001	Alvin Jones, C (2nd)
2004	B.J. Elder, G (2nd)
2005	Will Bynum, G (1st), Jarrett Jack, G (2nd)
2009	Lewis Clinch, G (2nd)
2010	Derrick Favors, F (1st), Gani Lawal, F (2nd), Iman Shumpert, G (2nd)
2020	Michael Devoe, G (1st), Jordan Usher, F (1st), Jose Alvarado, G (2nd)

Everett Case Award*

1985	Mark Price, G
1990	Brian Oliver, G
1993	James Forrest, F
2021	Michael Devoe, G

*ACC Tournament MVP

NCAA TOURNAMENT HISTORY

1960 (1-1) - Midwest Region

Freedom Hall, Louisville, Ky.

1st round: Georgia Tech 57, Ohio University 54

2nd round: Ohio State 86, Georgia Tech 69

1985 (3-1) - East Region, No. 2 Seed

The Omni, Atlanta, Ga.

1st round: Georgia Tech 65, Mercer 58

2nd round: Georgia Tech 70, Syracuse 53

Providence Civic Center, Providence, R.I.

Regional Semifinal: Georgia Tech 61, Illinois 53

Regional Final: Georgetown 60, Georgia Tech 54

All-East Regional: Mark Price, John Salley, Bruce Dalrymple

1986 (2-1) - Southeast Region, No. 2 Seed

Assembly Center, Baton Rouge, La.

1st round: Georgia Tech 68, Marist 53

2nd round: Georgia Tech 66, Villanova 61

The Omni, Atlanta, Ga.

Regional Semifinal: Louisiana State 70, Georgia Tech 64

1987 (0-1) - Midwest Region, No. 7 Seed

Rosemont Horizon, Chicago, Ill.

1st round: Louisiana State 85, Georgia Tech 79

1988 (1-1) - East Region, No. 5 Seed

Civic Center, Hartford, Conn.

1st round: Georgia Tech 90, Iowa State 78

2nd round: Richmond 59, Georgia Tech 55

1989 (0-1) - Midwest Region, No. 6 Seed

Reunion Arena, Dallas, Texas

1st round: Texas 76, Georgia Tech 70

1990 (4-1) - Southeast Region, No. 4 Seed

Thompson-Boling Arena, Knoxville, Tenn.

1st round: Georgia Tech 99, East Tennessee St. 83

2nd round: Georgia Tech 94, Louisiana State 91

Superdome, New Orleans, La.

Regional Semifinal: Georgia Tech 81, Michigan State 80 (ot)

Regional Final: Georgia Tech 93, Minnesota 91

All-Southeast Regional: Kenny Anderson MVP, Dennis Scott

McNichols Arena, Denver, Colo.

National Semifinal: UNLV 90, Georgia Tech 81

All-Final Four: Dennis Scott

1991 (1-1) - Midwest Region, No. 8 Seed

University of Dayton Arena, Dayton, Ohio

1st round: Georgia Tech 87, DePaul 70

2nd round: Ohio State 65, Georgia Tech 61

1992 (2-1) - Midwest Region, No. 7 Seed

Bradley Center, Milwaukee, Wis.

1st round: Georgia Tech 65, Houston 60

2nd round: Georgia Tech 79, Southern California 78

Kemper Arena, Kansas City, Mo.

Regional Semifinal: Memphis State 83, Georgia Tech 79 (ot)

All-Midwest Regional: Jon Barry

1993 (0-1) - West Region, No. 4 Seed

McKale Center, Tucson, Ariz.

1st round: Southern 93, Georgia Tech 78

1996 (2-1) - Southeast Region, No. 3 Seed

Orlando Arena, Orlando, Fla.

1st round: Georgia Tech 90, Austin Peay 79

2nd round: Georgia Tech 103, Boston College 89

Rupp Arena, Lexington, Ky.

Regional Semifinal: Cincinnati 87, Georgia Tech 70

NCAA Tournament Record:

23-17

NCAA Tournament Appearances: 17 (1960, 1985, 1986, 1987, 1988, 1989, 1990, 1991, 1992, 1993, 1996, 2001, 2004, 2005, 2007, 2010, 2021)

Most Consecutive NCAA Tournaments: 9, from 1985-93

Most Consecutive Post-Season Appearances: 11, from 1984-94

Sweet 16: 7 (1960, 1985, 1986, 1990, 1992, 1996, 2004)

Elite Eight: 3 (1985, 1990, 2004)

Final Four: 2 (1990, 2004)

NCAA Tournament Record by Seed

No. 1: 0-0 No. 6: 0-1 (1989)

No. 2: 5-2 (1985, 1986) No. 7: 2-2 (1987, 1992)

No. 3: 7-2 (1996, 2004) No. 8: 1-2 (1991, 2001)

No. 4: 4-2 (1990, 1993) No. 9: 0-1 (2021)

No. 5: 2-2 (1988, 2005) No. 10: 1-2 (2007, 2010)

NCAA Tournament Record by Region

East: 4-2 (1985, 1988)

Midwest: 1-1 (1960)

Southeast: 8-3 (1986, 1990, 1996)

Midwest: 9-8 (1987, 1989, 1991, 1992, 2004, 2007, 2010, 2021)

West: 1-3 (1993, 2001, 2005)

2001 (0-1) - West Region, No. 8 Seed

Cox Arena, San Diego, Calif.

1st round: St. Joseph's 66, Georgia Tech 62

2004 (5-1) - St. Louis Region, No. 3 Seed

Bradley Center, Milwaukee, Wis.

1st round: Georgia Tech 65, Northern Iowa 60

2nd round: Georgia Tech 57, Boston College 54

Edward Jones Dome, St. Louis, Mo.

Regional Semifinal: Georgia Tech 72, Nevada 67

Regional Final: Georgia Tech 79, Kansas 71 (ot)

All-St. Louis Regional: Jarrett Jack (MVP), Clarence Moore

Alamodome, San Antonio, Texas

National Semifinal: Georgia Tech 67, Oklahoma State 65

National Championship: Connecticut 82, Georgia Tech 73

All-Final Four: Will Bynum, Luke Schenscher

2005 (1-1) - Albuquerque Region, No. 5 Seed

Gaylord Entertainment Center, Nashville, Tenn.

1st round: Georgia Tech 80, George Washington 68

2nd round: Louisville 76, Georgia Tech 54

2007 (0-1) - Midwest Region, No. 10 Seed

United Center, Chicago, Ill.

1st round: UNLV 67, Georgia Tech 63

2010 (1-1) - Midwest Region, No. 10 Seed

Bradley Center, Milwaukee, Wis.

1st round: Georgia Tech 64, Oklahoma State 59

2nd round: Ohio State 75, Georgia Tech 66

2021 (0-1) - Midwest Region, No. 9 Seed

Hinkle Fieldhouse, Indianapolis, Ind.

1st round: Loyola Chicago 71, Georgia Tech 60

NCAA TOURNAMENT HISTORY

Tournament Superlatives

Individual by Tech

Points: 40, Dennis Scott vs. Minnesota, 1990
 Field goals: 14, Dennis Scott vs. East Tennessee State, 1990
 Field goal attempts: 32, Dennis Scott vs. LSU, 1990
 Field goal percentage: .857 (6-7), Malcolm Mackey vs. Southern California, 1992
 3-point field goals: 7, Dennis Scott vs. Minnesota and LSU, 1990
 3-point FG attempts: 14, Dennis Scott vs. UNLV, 1990
 3-point FG percentage: .857 (6-7), Stephon Marbury vs. Boston College, 1996
 Free throws: 19, Tom Hammonds vs. Iowa State, 1988
 Free throw attempts: 21, Tom Hammonds vs. Iowa State, 1988
 Free throw percentage: 1.000, Roger Kaiser (11-11) vs. Ohio University, 1960
 Rebounds: 19, Malcolm Mackey vs. Ohio State, 1991
 Assists: 11, Drew Barry vs. Austin Peay, 1996
 Blocked shots: 5, Michael Maddox vs. Austin Peay, 1996
 Steals: 4, James Forrest vs. Memphis State, 1992; Stephon Marbury vs. Boston College, 1996; Jarrett Jack vs. Kansas, 2004

Team by Tech

Points: 103 vs. Boston College, 1996
 Fewest points: 54 vs. Georgetown, 1985; Louisville, 2005
 Fewest points in win: 57 vs. Ohio University, 1960; Boston College, 2004
 Largest victory margin: 17 vs. Syracuse, 1985
 Largest losing margin: 22 vs. Louisville, 2005
 Field goals: 39 vs. East Tennessee State, 1990
 Field goal attempts: 81 vs. LSU, 1990
 Field goal percentage: .625 (30-48) vs. Southern California, 1992
 Lowest FG percentage: .333 (19-57) vs. Richmond, 1988
 3-point field goals: 16 vs. Boston College, 1996
 3-point FG attempts: 30 vs. Cincinnati, 1996
 3-point FG percentage: .600 (6-10) vs. Iowa State, 1988
 Free throws: 36 vs. Iowa State, 1988
 Free throw attempts: 42 vs. Iowa State, 1988
 Free throw percentage: .960 (24-25) vs. Oklahoma State, 2010
 Rebounds: 52 vs. LSU, 1990
 Assists: 27 vs. Southern California, 1992; Boston College, 1996
 Turnovers: 23 vs. Southern, 1993
 Blocked shots: 7 vs. Michigan State, 1990; Austin Peay, 1996
 Steals: 11 vs. Illinois, 1985

Individual by Opponent

Points: 35, Willie Burton, Minnesota, 1990
 Field goals: 15, Willie Burton, Minnesota, 1990
 Field goal attempts: 32, Lafester Rhodes, Iowa State, 1988
 Field goal percentage: 1.000 (4-4), Charles Outlaw, Houston, 1992
 3-point field goals: 7, Darryl Joe, LSU, 1987
 3-point FG attempts: 14, Anfernee Hardaway, Memphis State, 1992
 3-point FG percentage: 1.000 (4-4), Chuck Murphy, DePaul, 1991
 Free throws: 9, Shaquille O'Neal, LSU, 1990
 Free throw attempts: 12, Peter Woolfolk, Richmond, 1988; Shaquille O'Neal, LSU, 1990; Anfernee Hardaway, Memphis State, 1992; Danya Abrams, Boston College, 1996
 Free throw percentage: 1.000 (7-7), Jervaughn Scales, Southern, 1993
 Rebounds: 18, Perry Carter, Ohio State, 1991; Jervaughn Scales, Southern, 1993
 Assists: 11, Pearl Washington, Syracuse, 1985
 Blocks: 5, Charles Outlaw, Houston, 1992
 Steals: 5, Derrick Taylor, LSU, 1986; Leonard White, Southern, 1993

Team by Opponents

Points: 93 by Southern, 1993
 Fewest points: 53 by Syracuse and Illinois, 1985; Marist, 1986
 Fewest points in a win: 59 by Richmond, 1988
 Field goals: 39 by Minnesota, 1990
 Field goal attempts: 81 by Southern, 1993
 Field goal percentage: .546 (36-65) by Ohio State, 1960
 Lowest FG percentage: .317 (19-60) by UNLV, 2007
 3-point field goals: 11 by East Tennessee State, 1990
 3-point FG attempts: 30 by UNLV, 2007
 3-point FG percentage: .667 (10-15) by UNLV, 1990
 Free throws: 25 by Connecticut, 2004
 Free throw attempts: 39 by Connecticut, 2004
 Free throw percentage: 1.000 (11-11) by Villanova, 1986
 Rebounds: 54 by Ohio University, 1960
 Assists: 23 by LSU, 1987
 Turnovers: 19 by Marist, 1986; Illinois, 1985; Mercer, 1985
 Blocks: 10 by LSU, 1990
 Steals: 14 by Southern, 1993

Best Career Totals

Minimum 4 games, 2 tournaments
 Points: 207, Dennis Scott, 1988-90 (8 games)
 Scoring average: 25.9, Dennis Scott, 1988-90 (8)
 Field goals: 69, Dennis Scott, 1988-90 (8)
 Field goal attempts: 157, Dennis Scott, 1988-90 (8)
 Field goal percentage: .582 (32-55), Luke Schenschel, 2004-05 (8)
 3-point field goals: 33, Dennis Scott, 1988-90 (8)
 3-point FG attempts: 76, Dennis Scott, 1988-90 (8)
 3-point FG percentage: .434 (33-76), Dennis Scott, 1988-90 (8)
 Free throws: 44, Brian Oliver, 1987-90 (9)
 Free throw attempts: 57, Brian Oliver, 1987-90 (9)
 Free throw percentage: .841 (37-44), Jarrett Jack, 2004-05 (8)
 Rebounds: 68, Malcolm Mackey, 1990-93 (11)
 Rebound average: 8.8, James Forrest, 1992-94 (4)
 Assists: 38, Jarrett Jack, 2004-05 (8)
 Blocks: 12, John Salley, 1985-86 (7)
 Steals: 15, Jarrett Jack, 2004-05 (8)
 Games played: 11, Malcolm Mackey, 1990-93

NIT Record: !14-9

1970 (1-1 • Quarterfinals)

Madison Square Garden, New York, N.Y.
 1st round: Georgia Tech 78, Duquesne 68
 Quarterfinals: St. John's 56, Georgia Tech 55

1971 (3-1 • Runner-up)

Madison Square Garden, New York, N.Y.
 1st round: Georgia Tech 70, LaSalle 67
 Quarterfinals: Georgia Tech 78, Michigan 70
 Semifinals: Georgia Tech 76, St. Bonaventure 71 (2 ot)
 Finals: North Carolina 84, Georgia Tech 64

1984 (0-1)

Cassell Coliseum, Blacksburg, Va.
 1st round: Virginia Tech 77, Georgia Tech 74

1994 (0-1)

Knickerbocker Arena, Albany, N.Y.
 1st round: Siena 74, Georgia Tech 69

1998 (2-1 • Quarterfinals)

Alexander Memorial Coliseum, Atlanta, Ga.
 1st round: Georgia Tech 88, Seton Hall 78
 2nd round: Georgia Tech 80, Georgetown 79 (ot)
 Quarterfinals: Penn State 75, Georgia Tech 70

1999 (0-1)

McArthur Court, Eugene, Ore.
 1st round: Oregon 67, Georgia Tech 64

2003 (2-1 • Quarterfinals)

Alexander Memorial Coliseum, Atlanta, Ga.
 1st round: Georgia Tech 72, Ohio State 58
Carver-Hawkeye Arena, Iowa City, Iowa
 2nd round: Georgia Tech 79, Iowa 78
United Spirit Arena, Lubbock, Texas
 Quarterfinals: Texas Tech 80, Georgia Tech 72

2016 (2-1 • Quarterfinals)

McCamish Pavilion, Atlanta, Ga.
 1st round: Georgia Tech 81, Houston 62
Colonial Life Arena, Columbia, S.C.
 2nd round: Georgia Tech 83, South Carolina 66
Viejas Arena, San Diego, Calif.
 Quarterfinals: San Diego State, Georgia Tech 56

2017 (14-1)

McCamish Pavilion, Atlanta, Ga.
 1st round: Georgia Tech 75, Indiana 63
 2nd round: Georgia Tech 71, Belmont 57
The Pavilion, Oxford, Miss.
 Quarterfinals: Georgia Tech 74, Mississippi 66
Madison Square Garden, New York, N.Y.
 Semifinals: Georgia Tech 76, CSU Bakersfield 61
 Finals: TCU 88, Georgia Tech 56

!Georgia Tech's appearance in the 2017 NIT was later vacated by the NCAA's Committee on Infractions.

NCAA TOURNAMENT HISTORY

1960 (1-1) • Midwest Region

Freedom Hall, Louisville, Ky.

1st round: Georgia Tech 57, Ohio Univ. 54

Ohio University, an upset winner over Notre Dame in the first round, jumped to a 19-6 lead at the 10:26 mark of the first half and still led by 12 points with 13 minutes left in the game. Eighth-ranked Tech, which had received a first-round bye, used its full-court pressure defense to get back in the game, taking the lead at 49-48 on a pair of free throws by Roger Kaiser with 4:55 left. Kaiser, who led Tech with 25 points, scored 16 of the Jackets' final 23 points, including several critical free throws, as Tech survived, 57-54, and advanced to the Elite Eight.

2nd round: Ohio State 86, Georgia Tech 69

Ohio State, featuring future NBA stars Jerry Lucas and John Havlicek, had compiled a 22-3 record and a No. 2 national ranking. The matchup with Tech was a contrast in styles between the Buckeyes' whirlwind pace and the more deliberate pace of the Jackets. Ohio State led 41-35 at the half and threatened to run away in the second half, but Tech, though physically overmatched, stayed within striking distance, trailing 66-56 with 8:53 to play, before the eventual national champions pulled away for the 86-69 victory.

1985 (3-1) • East Region

The Omni, Atlanta, Ga.

1st round: Georgia Tech 65, Mercer 58

Yvon Joseph led all scorers with 19 points and nine rebounds and Bruce Dalrymple had a double-double with 13 points and 11 boards as Georgia Tech defeated Mercer, 65-58, in the Yellow Jackets' first NCAA Tournament game in a quarter of a century. Tech saw an 18-point lead crumble to just six points with 1:35 to play before Mark Price, who finished with 14 points, delivered the clinching basket with a layup with just 27 seconds left.

2nd round: Georgia Tech 70, Syracuse 53

Mark Price scored 18 points and Bruce Dalrymple delivered his second straight double-doubles with 10 points and 10 rebounds as Georgia Tech knocked off Syracuse, 70-53, to advance to the Sweet 16. Tech held Syracuse to just 39.6 percent shooting from the field and outrebounded the Orangemen 38-24.

Providence Civic Center, Providence, R.I.

Regional Semifinal: Georgia Tech 61, Illinois 53

Mark Price connected on nine of 12 field goal attempts for 20 points to lead Georgia Tech over Illinois, 61-53, and into the Final Eight for the first time in school history. Tech built a 52-37 lead with 7:02 left in the game, but Doug Altenberger kept Illinois in the game with 24 points. He scored 10 unanswered points to cut the Tech lead to 55-51 before fouling out with 1:34 to play.

Regional Final: Georgetown 60, Georgia Tech 54

Top-seeded Georgetown ended Tech's Cinderella season with a 60-54 victory in the East Regional Final. All-America center Patrick Ewing scored 14 points and had four rebounds despite playing just 25 minutes due to foul trouble, while Bill Martin and Reggie Williams each had 12 points for the Hoyas. The bigger, more physical Hoyas outrebounded Tech 32-23 and harassed the Jackets into shooting just 40 percent from the field, including an uncharacteristic 3-for-16 performance by Mark Price. John Salley led Tech with 15 points and five rebounds while Bruce Dalrymple added 13.

All-East Regional: Mark Price, John Salley, Bruce Dalrymple

1986 (2-1) • Southeast Region

Assembly Center, Baton Rouge, La.

1st round: Georgia Tech 68, Marist 53

Mark Price scored 20 points to lead Georgia Tech to a 68-53 victory over No. 15-seed Marist in the first round of the NCAA Tournament. After the Red Foxes had gone ahead 36-35 with 15:35 to play, Price responded with three straight long range jumpers during a 5-for-6 second half. Rik Smits led Marist with 22 points, but he picked up his fourth foul with 14:33 to go. Tech's John Salley completed a three-point play for a 40-38 lead that the Jackets would not relinquish.


2nd round: Georgia Tech 66, Villanova 61

Sixth-ranked Georgia Tech managed just one field goal during the final 12 minutes of the game but hung on for a 66-61 victory over defending national champion Villanova. Tech led by as many as 18 points in the second half, and Duane's Ferrell's tip-in of a missed shot at 12:01 put the Jackets ahead, 54-40, but that was Tech's last basket until John Salley's short jumper with just 1:44 left. After Ferrell's tip, Villanova whittled away at the Tech lead, pulling within 59-57 with 2:26 left before the basket by Salley, who finished with 14 points and 11 rebounds. Mark Price led Tech with 20 points, including 10-12 from the free throw line, and Ferrell added 14 points and eight rebounds.

The Omni, Atlanta, Ga.

Regional Semifinal: LSU 70, Georgia Tech 64

LSU's Don Redden (27) and Derrick Taylor (23) combined for 50 points as the Tigers made their final eight field goals to pull away from Georgia Tech, 70-64. Tech appeared to have seized the momentum, taking a 56-52 lead with 6:19, to play, but Taylor tied the score with a driving layup, followed by a 19-foot jumper. Redden hit a crucial 21-footer with 4:05 left to put LSU ahead 60-58, and then his layup with 2:36 to play capped a 10-2 run that put the Tigers up 62-58. From there, Tech was forced to foul but managed only two more field goals. Mark Price led Tech with 20 points, and the Jackets shot 58 percent from the field to LSU's 41 percent, but 17 turnovers negated the good shooting as Tech attempted only 48 field goals.



1987 (0-1) • Midwest Region

Rosemont Horizon, Chicago, Ill.

1st round: LSU 85, Georgia Tech 79

Darryl Joe scored a game-high 28 points to lead LSU to a 85-79 victory over Georgia Tech. The Tigers used a 14-2 run in the first half to build a 14-point lead with 13:48 left in the half. Tech spent the rest of the game trying to close the 20-6 deficit, but came up short in the end. Tom Hammonds led the Jackets with 24 points while Duane Ferrell added 17.

1988 (1-1) • East Region

Civic Center, Hartford, Conn.

1st round: Georgia Tech 90, Iowa State 78

Tom Hammonds scored a career-high 33 points and Dennis Scott added 23 to lead No. 5 seed Georgia Tech to a 90-78 victory over Iowa State. The Cyclones led 41-38 at halftime, and the game was tied at 72 with 4:50 left to play, but the Jackets scored nine straight points and finished the game with an 18-6 run. Tech hit 36 of 42 free throw attempts, including Hammonds' school record 19 free throws on 21 tries. Meanwhile, Iowa State was cold from the floor in the second half, hitting just 16-42, including 0-12 from three-point range.

2nd round: Richmond 59, Georgia Tech 55

Led by Peter Woolfolk's 27 points, 13th-seeded Richmond upset Georgia Tech, 59-55. The Spiders held Tech to 18 points in the first half and led the entire game, but the Jackets had a chance at the end. Dennis Scott nailed a three-pointer with 35 seconds to play to cut the Spiders' lead to 57-55, but Benji Taylor hit two free throws to seal the victory. Richmond, which had stunned fourth-seeded Indiana in the first round, held the Jackets to 33 percent shooting from the floor and limited Tech's high-scoring duo of Tom Hammonds and Duane Ferrell to a combined 17 points. Scott and Brian Oliver led Tech with 15 points apiece.

NCAA TOURNAMENT HISTORY

1989 (0-1) • Midwest Region

Reunion Arena, Dallas, Texas

1st round: Texas 76, Georgia Tech 70

Eleventh-seeded Texas, making its first NCAA appearance in a decade under first-year head coach Tom Penders, knocked off No. 6 seed Georgia Tech, 76-70. The Longhorns, who entered the tournament as the nation's fourth-highest scoring team, were held almost 20 points below their average but led the entire game. Travis Mays (23 points), Joey Wright (17), Alvin Heggs (17) and Lance Blanks (13) scored all but six of the Texas' points. Brian Oliver led the Jackets with 24 points.

1990 (4-1) • Southeast Region


Thompson-Boling Arena, Knoxville, Tenn.

1st round: Georgia Tech 99, ETSU 83

Dennis Scott poured in 36 points as Georgia Tech opened its run to the Final Four with a 99-83 victory over East Tennessee State. Tech scored on eight of their first nine possessions, connected on 16 of their first 19 shots and raced into halftime with a 49-24 lead. Scott scored 17 of his 36 points in the first 10 minutes. Kenny Anderson had 21 points for the Yellow Jackets while Brian Oliver added 13.

2nd round: Georgia Tech 94, LSU 91

Dennis Scott scored 30 points, including two free throws with seven seconds left, to lift Tech to a 94-91 victory over LSU. The Yellow Jackets advanced to the Sweet 16 despite a combined 40 points, 29 rebounds and eight blocked shots, from LSU seven-footers Shaquille O'Neal and Stanley Roberts. The Jackets missed 15 of their first 19 shots and fell behind 22-5, but Tech managed to cut the deficit to just 41-40 at the half. The teams traded leads throughout the second half until Kenny Anderson's basket with 1:35 put the Jackets ahead 92-91. LSU held for a final shot, but Maurice Williamson's drive to basket came up empty, and Scott's free throws sealed the outcome.



Superdome, New Orleans, La.

Regional Semifinal: Georgia Tech 81, Michigan State 80 (ot)

Kenny Anderson's controversial 20-foot jumper at the buzzer tied the game and Dennis Scott hit the game winner with a 12-foot hook shot with seven seconds remaining in overtime as Georgia Tech knocked off top-seeded Michigan State, 81-80. With the Spartans leading 75-73, Steve Smith missed the front end of a one-and-one with five seconds left, and Anderson, who finished with 31 points, took the rebound and raced down the court. The basket was originally called a three, but he was just inside the arc at the top of the key, forcing the overtime.

Regional Final: Georgia Tech 93, Minnesota 91

Dennis Scott poured in 40 points to lead Georgia Tech over Minnesota, 93-91, and into the NCAA Final Four for the first time. Kenny Anderson had 30 points and Brian Oliver added 19 as "Lethal Weapon 3" produced 89 of the Jackets' 93 points. Tech rallied from a 12-point deficit late in the first half to trail just 49-47 at the intermission. The Jackets built a five-point advantage early in the second half, but the teams traded leads until Oliver put Tech ahead for good at 84-83 with a pair of free throws with 3:50 left. Minnesota had a chance to tie or win the game when Anderson missed the front end of a one-and-one with six seconds left, but Kevin Lynch's three-point attempt was no good.

FINAL FOUR - McNichols Arena, Denver, Colo.

National Semifinal: UNLV 90, Georgia Tech 81

Georgia Tech's magical run through the NCAA Tournament came to an end at the hands of UNLV, 90-81, in the national semifinals. Tech led 53-46 at halftime, but a three-pointer by Anderson Hunt put UNLV on top 56-54 with 16:23 to play and the Rebels held off the Jackets the rest of the way. UNLV's pressure defense held Tech without a field goal during the first six minutes of the second half. Dennis Scott scored game-high 29 points, while Brian Oliver scored 24, and Kenny Anderson finished with 16 points and eight assists.

All-Southeast Regional: Kenny Anderson MVP, Dennis Scott

All-Final Four: Dennis Scott

1991 (1-1) • Midwest Region

University of Dayton Arena, Dayton, Ohio

1st round: Georgia Tech 87, DePaul 70

Kenny Anderson had 31 points, five assists, and four rebounds to lead No. 8 seed Georgia Tech over DePaul, 87-70. Jon Barry added 22 points while Malcolm Mackey scored 12 with eight rebounds. Tech shot 58.6 percent from the field to 43.5 percent for the Blue Demons.

2nd round: Ohio State 65, Georgia Tech 61

Perry Carter had 19 points and 18 rebounds and Jimmy Jackson contributed 16 points, eight rebounds and eight assists for top-seeded Ohio State. Kenny Anderson led Tech with 25 points, but made only eight of his 28 field goal attempts, and Malcolm Mackey was the only other Tech player in double figures with 10 points and a career-high 19 rebounds. Tech shot 37.5 percent from the field but still had a chance at the end. The Buckeyes, who made just two field goals in the final nine minutes, led 58-56 when Anderson hit a free throw with 32.4 seconds left, but he missed the second and Tech was forced to foul. Ohio State made seven of eight free throws in the final 30 seconds.



NCAA TOURNAMENT HISTORY

1992 (2-1) • Midwest Region

Bradley Center, Milwaukee, Wis.

1st round: Georgia Tech 65, Houston 60

Trailing 58-54 with four minutes to play, Georgia Tech finished the game with an 11-2 run to secure a 65-60 victory over Houston. Tech held the Southwest Conference champions to 35.4 percent shooting from the field while Jon Barry paced the Jackets with 17 points.

2nd round: Georgia Tech 79, Southern Cal 78

James Forrest's desperation three-pointer at the buzzer gave the Yellow Jackets 79-78 victory over No. 2 seeded Southern Cal. USC's Rodney Chatman drove the baseline past Forrest for a basket with just 2.2 seconds that put the Trojans ahead by two. Matt Geiger's inbounds pass from under the basket, intended for Jon Barry, was tipped away, and with just 0.8 seconds on the clock, Geiger inbounded from midcourt to Forrest near the sideline, and the Tech freshman threw in the first three-pointer of his career from about 25 feet. All five Tech starters scored in double figures, led by 20 from Barry and 16 each from Malcolm Mackey and Travis Best.

Kemper Arena, Kansas City, Mo.

Regional Semifinal: Memphis State 83, Georgia Tech 79 (ot)

Georgia Tech made its fourth Sweet 16 appearance in eight years, but six Memphis State free throws in overtime sealed a 83-79 victory for the Tigers. Tech led 74-72 with 17.2 seconds left in regulation when Matt Geiger missed the front end of a one-and-one. Memphis State's Billy Smith hit the tying basket with 9.3 seconds left, and the Tigers outscored the Jackets 9-5 in the overtime to advance. Tech was led by 29 points from Jon Barry while James Forrest added 16 points and 11 rebounds.

All-Midwest Regional: Jon Barry

1993 (0-1) • West Region

McKale Center, Tucson, Ariz.

1st round: Southern 93, Georgia Tech 78

Just five days after a stunning run through the Atlantic Coast Conference tournament, No. 4 seed Georgia Tech was upset in the first round of the NCAA Tournament by Southern, 93-78. Tech led by as many as 15 points in the first half and still led 44-39 at the half, but the Jaguars, who led the nation with a 97.9 scoring average, scored the first six points of the second half and took their first lead, 45-44, with 18:50 remaining. A three-pointer by Darius Mimms with 12:33 to play gave Southern the lead for good at 64-61. Jerv Vaughn Scales paced Southern with 27 points and 18 rebounds. Malcolm Mackey led Tech with 27 points and James Forrest added 24 points, but the Jackets committed 23 turnovers, 16 in the second half.



1996 (2-1) • Southeast Region

Orlando Arena, Orlando, Fla.

1st round: Georgia Tech 90, Austin Peay 79

Matt Harpring scored 27 points and grabbed 10 rebounds to lead third-seeded Georgia Tech to a 90-79 victory over No. 14 seed Austin Peay. Both teams shot better than 60 percent in the first half, which ended with Tech leading just 51-47. The Jackets opened the second half with a 9-2 run to build an 11-point lead and remained hot from the floor, connecting on 56.7 percent. Four Tech starters were in double figures as Stephon Marbury and Eddie Elisma scored 17 points each, and Mike Maddox had 16. Drew Barry contributed nine points and 11 assists.

2nd round: Georgia Tech 103, Boston College 89

Stephon Marbury poured in a career-high 29 points, hitting 10-for-12 from the field including 6-for-7 from three point range, to lead Georgia Tech over Boston College, 103-89, and into the Sweet Sixteen. Marbury also tied his career high with nine assists and had four steals and no turnovers. He led a balanced scoring attack that featured all five starters in double figures, including 20 points by Matt Harpring. The Jackets shot a season-high 61 percent from the field and set an NCAA Southeast Region record and tied the school record with 16 three-pointers en route to their highest scoring output in an NCAA Tournament game.

Rupp Arena, Lexington, Ky.

Regional Semifinal: Cincinnati 87, Georgia Tech 70

With six players scoring in double figures and an effective defense that held the Yellow Jackets to just 36.9 percent shooting, No. 2 seed Cincinnati eliminated Georgia Tech, 87-70. Cincinnati, which outrebounded Tech 45-34, was led by the interior play of Danny Fortson (12 points, 16 rebounds) and Art Long (12-8). Stephon Marbury led the Jackets with 15 points while Matt Harpring and Michael Maddox had 13 points each.

2001 (0-1) • West Region

Cox Arena, San Diego, Calif.

1st round: St. Joseph's 66, Georgia Tech 62

After trailing by 18 points early in the second half, eighth-seeded Georgia Tech rallied to pull within three in the final two minutes before falling to No. 9 seed and 23rd-ranked St. Joseph's, 66-62. Tony Akins' two free throws pulled Tech within 63-60 with 1:12 to play, and then the Hawks missed the front end of one-and-one attempts by Damian Reid and Jameer Nelson. But Yellow Jackets came up short on two scoring chances as Tony Akins' shot spun out of the basket and Alvin Jones missed an alley-oop dunk, although both players appeared to be fouled. Nelson hit two foul shots to keep St. Joe's ahead 65-60 with 29.7 seconds left. Akins led Tech with 16 points, including 7-of-7 free throws, and Darryl LaBarrie tied his career-best with 15 points. Jones finished with eight points and 10 rebounds after being held scoreless in the first half. Marvin O'Connor led the Hawks with 21 points, and Nelson added 13. St. Joe's took a 56-28 lead early in the second half before Tech scored 15 of the next 17 points to get within 48-43 with 11:47 remaining.

NCAA TOURNAMENT HISTORY

2004 (5-1) • St. Louis Region

Bradley Center, Milwaukee, Wis.

1st round: Georgia Tech 65, Northern Iowa 60

B.J. Elder hit a pivotal jumper with just 1:06 left on the clock to seal the win as Georgia Tech outlasted Northern Iowa in the first round of the NCAA Tournament. Tech, the No. 3 seed, started off strong, leading by as many as 17 before taking a 12-point lead into halftime. The Panthers started the second half with an impressive 15-2 run to lead by one. Elder answered with a jumper with 15:47 remaining in the game to give Tech the lead, which the Jackets would hold for the remainder of the game.

2nd round: Georgia Tech 57, Boston College 54

Jarrett Jack made a key steal and dunk in the final six seconds of the game as Georgia Tech advanced to the Sweet 16. The Jackets jumped out to an 11-point lead in the second half before a Boston College run put the Eagles ahead by one. Jack made two free throws to put Tech ahead by with only 25 seconds remaining, then stole an inbounds pass and drove the length of the floor for the game-clinching dunk.

Edward Jones Dome, St. Louis, Mo.

Regional Semifinal: Georgia Tech 72, Nevada 67

Following an injury to Tech's leading scorer B.J. Elder just two minutes into the game, senior Marvin Lewis had one of the best games of his career, scoring 23 points and pulling down five rebounds against the Wolf Pack to keep Tech's NCAA run alive. With just over 65 seconds remaining in the game, Will Bynum drove the baseline for a layup to give Tech the lead for good at 69-67 and lift Georgia Tech to the regional finals for just the third time in school history.

Regional Final: Georgia Tech 79, Kansas 71 (ot)

After Will Bynum hit a three-pointer to break a 71-71 tie in overtime, Jarrett Jack went 4-for-4 from the line in the final 47 seconds to finish with a career-high 29 points and lead Georgia Tech to its first appearance in the Final Four since the 1990 season. Luke Schenscher scored 15 points and Clarence Moore tied a season high with 14 of his own in the contest.

FINAL FOUR - Alamodome, San Antonio, Texas

National Semifinal: Georgia Tech 67, Oklahoma State 65

Will Bynum drove to the basket around a screen by Luke Schenscher to score on a layup with 1.5 seconds remaining, lifting Georgia Tech past Oklahoma State after the Cowboys had rallied from a six-point deficit in the final four minutes to tie the game at 65. Bynum finished the game with 11 points and scored the game-winner for Tech for the third straight game. Schenscher scored 19 points (with 12 rebounds) to lead four Yellow Jackets in double figures, including 15 from senior Marvin Lewis, who canned five three-pointers in the first half.

National Championship:

Connecticut 82, Georgia Tech 73

Connecticut left no chance for a Georgia Tech miracle in the national championship game, building a 41-26 halftime lead and expanding the margin to as many as 25 before

the Yellow Jackets got hot in the final 10 minutes. Tech shot 29.4 percent in the first half and made just 4 of 11 free throws to dig itself a hole from which it could not recover. Emeka Okafor scored 24 points with 15 rebounds for the Huskies, and Ben Gordon added 21. Will Bynum led the Jackets with 17 points off the bench.

All-St. Louis Regional: Jarrett Jack (MVP), Clarence Moore

All-Final Four: Will Bynum, Luke Schenscher

2005 (1-1) • Albuquerque Region

Gaylord Entertainment Center, Nashville, Tenn.

1st round: Georgia Tech 80, George Washington 68

Jarrett Jack led Tech with 20 points (six rebounds, six assists, 7-9 FG). Will Bynum scored 17, and B.J. Elder added 15, giving Tech's starting guards 52 of the Yellow Jackets' points in the game. Anthony McHenry added 10, his third double-figure game in seven NCAA Tournament contests. Tech shot 50 percent from the floor, going on a 12-0 second-half spurt to put the game away. The Jackets made 17 of 22 free throws and seven three-point shots.

2nd round: Louisville 76, Georgia Tech 54

Louisville employed an active zone defense to stifle Tech offensively, and hit eight of its first nine shots on offense to quickly build a double-digit lead. Led by Francisco Garcia, who hit three triples and scored 18 first-half points, the Cardinals led by 15 at the break. Tech, behind Luke Schenscher (13 points), whittled its deficit to nine points (52-43) with 9:43 remaining, but Taquan Dean canned three triples on consecutive possessions to open the Louisville lead back to 20 points. The Cardinals shot 52 percent for the game and made 10 three-point shots.

2007 (0-1) • Midwest Region

United Center, Chicago, Ill.

1st round: UNLV 67, Georgia Tech 63

UNLV made six three-point shots in the first half to take a seven-point lead into intermission, then withstood a second-half rally by Tech to capture the victory in the first meeting between the two teams since the 1990 national semifinals. The Runnin' Rebels prevailed despite making just 31.7 percent of their shots from the floor, but held Tech's leading scorers, freshmen Javaris Crittenton and Thaddeus Young, to eight points each. Anthony Morrow and Alade Aminu led the Jackets with 11 apiece.

2010 (1-1) • Midwest Region

Bradley Center, Milwaukee, Wis.

1st round: Georgia Tech 64, Oklahoma State 59

Gani Lawal scored 14 points, Derrick Favors came within a rebound of a double-double and the Yellow Jackets scored their last 13 points at the line 7th-seeded Oklahoma State 64-59 in the first meeting between the two teams since the 2004 national semifinals in San Antonio, Texas. James Anderson, the nation's third-leading scorer, was just 3 of 12 for 11 points. Held without a field goal the last 8 minutes of the game, Georgia Tech got it done at the line with Favors, Iman Shumpert and Maurice Miller going 6 of 6 in the last two minutes. Georgia Tech finished 24 of 25 from the line.

2nd round: Ohio State 75, Georgia Tech 66

Evan Turner came within an assist and a rebound of his third triple-double of the season, lifting Ohio State to a 75-66 victory. Turner, a leading candidate to add national player of the year to his Big Ten honors, finished with a game-high 24 points. ACC Freshman of the Year Derrick Favors, who played just 5 minutes in the first half after picking up two quick fouls, keyed an 11-0 run that cut Ohio State's lead to 65-61 with 1:47 to play. Turner made two free throws, Lighty converted both of his after an intentional foul and the Yellow Jackets (23-13) never threatened again.

2021 (0-1) • Midwest Region

Hinkle Fieldhouse, Indianapolis, Ind.

1st round: Loyola Chicago 71, Georgia Tech 60

Playing without ACC Player of the Year Moses Wright, ninth-seeded Georgia Tech suffered a 71-60 loss to No. 8 seed Loyola Chicago. The defeat snapped Georgia Tech's eight-game winning streak and brought the Yellow Jackets' season to a close with a 17-9 record. Tech shot an outstanding 57 percent from the field (27-for-47), but without Wright, the Yellow Jackets were out-rebounded by a 30-17 margin. Loyola's 13-1 edge in offensive rebounds and 15-0 advantage in second-chance points proved to be the difference. It was a game of spurts, both teams had 11-0 runs during the course of the contest. Georgia Tech raced out to a 13-3 lead but Loyola battled back to take a 30-25 halftime advantage. In the second half, the Jackets used a 13-3 run to retake a 43-40 lead with 11:55 to go. However, the Ramblers scored the next 10 points of the game to take a 50-43 advantage, and Tech was never able to get closer than three the rest of the way.

REGULAR-SEASON EVENTS

2023 ACC-SEC CHALLENGE
McCarnish Pavilion, Atlanta, Ga.
Georgia Tech 67, Mississippi State 59

2023 DIAMOND HEAD CLASSIC
Stan Sheriff Center, Honolulu, Hawaii
Georgia Tech 73, Massachusetts 70
Georgia Tech 73, Hawaii 68
Nevada 72, Georgia Tech 64
All-Tournament: Baye Ndongo

2022 ACC-BIG TEN CHALLENGE
Carver-Hawkeye Arena, Iowa City, Iowa
Iowa 81, Georgia Tech 65

2022 FORT MYERS INVITATIONAL
Suncoast Credit Union Arena, Fort Myers, Fla.
Utah 68, Georgia Tech 64
Marquette 84, Georgia Tech 60

2021 JERRY COLANGELO CLASSIC
Footprint Center, Phoenix, Ariz.
Southern California 67, Georgia Tech 53

2021 HOLIDAY HOOPSGIVING CLASSIC
State Farm Arena, Atlanta, Ga.
LSU 69, Georgia Tech 53

2021 ACC-BIG TEN CHALLENGE
McCarnish Pavilion, Atlanta, Ga.
Wisconsin 70, Georgia Tech 66

2020 ACC-BIG TEN CHALLENGE
Pinnacle Bank Arena, Lincoln, Neb.
Georgia Tech 75, Nebraska 64

2020 HOLIDAY HOOPSGIVING CLASSIC
State Farm Arena, Atlanta, Ga.
Georgia Tech 79, Kentucky 62

2019 ACC-BIG TEN CHALLENGE
McCarnish Pavilion, Atlanta, Ga.
Georgia Tech 73, Nebraska 56

2019 DIAMOND HEAD CLASSIC
Stan Sheriff Center, Honolulu, Hawaii
Georgia Tech 74, Boise State 60
Houston 70, Georgia Tech 59
Georgia Tech 70, Hawaii 53
All-Tournament: Moses Wright

2018 MIAMI HOOPHALL INVATIONAL
American Airlines Arena, Miami, Fla.
St. John's 76, Georgia Tech 73

2018 ACC-BIG TEN CHALLENGE
Welsh-Ryan Arena, Evanston, Ill.
Northwestern 67, Georgia Tech 61

2017 ACC-BIG TEN CHALLENGE
McCarnish Pavilion, Atlanta, Ga.
Georgia Tech 52, Northwestern 51

2016 ACC-BIG TEN CHALLENGE
Bryce Jordan Center, State College, Pa.
Penn State 67, Georgia Tech 60

2015 NIT PRE-SEASON TIPOFF
McCarnish Pavilion, Atlanta, Ga.
Georgia Tech 107, Green Bay 77
East Tennessee State 69, Georgia Tech 68
Barclays Center, Brooklyn, N.Y.
Georgia Tech 83, Arkansas 73
Villanova 69, Georgia Tech 52
All-Tournament: Charles Mitchell

2014 ORLANDO CLASSIC
HP Pavilion, Lake Buena Vista, Fla.
Marquette 72, Georgia Tech 70
Georgia Tech 61, Rider 54
Georgia Tech 64, Rhode Island 61

2014 ACC-BIG TEN CHALLENGE
Welsh-Ryan Arena, Evanston, Ill.
Georgia Tech 66, Northwestern 58

2013 BARCLAYS CENTER CLASSIC
Barclays Center, Brooklyn, N.Y.
Mississippi 77, Georgia Tech 67
St. John's 69, Georgia Tech 58

2013 ACC-BIG TEN CHALLENGE
McCarnish Pavilion, Atlanta, Ga.
Georgia Tech 67, Illinois 64

2012 DIRECTV CLASSIC
Anaheim (Calif.) Convention Center
Georgia Tech 54, Rice 36
California 68, Georgia Tech 57
Georgia Tech 65, Saint Mary's 56

2012 ACC-BIG TEN CHALLENGE
Assembly Hall, Champaign, Ill.
Illinois 75, Georgia Tech 62

2011 CHARLESTON CLASSIC
TD Arena, Charleston, S.C.
Saint Joseph's 66, Georgia Tech 53
Georgia Tech 73, VCU 60
LSU 59, Georgia Tech 50

2011 ACC-BIG TEN CHALLENGE
Philips Arena, Atlanta, Ga.
Northwestern 76, Georgia Tech 60

2010 LEGENDS CLASSIC
Alexander Memorial Coliseum, Atlanta, Ga.
Georgia Tech 78, Albany 51
Georgia Tech 77, Niagara 51

Boardwalk Hall, Atlantic City, N.J.
Georgia Tech 71, UTEP 61
Syracuse 80, Georgia Tech 76
All-Classic: Brian Oliver

2010 ACC-BIG TEN CHALLENGE
Welsh-Ryan Arena, Evanston, Ill.
Northwestern 91, Georgia Tech 71

2010 PUERTO RICO TIP-OFF
Coliseo de Puerto Rico, San Juan, P.R.
Dayton 63, Georgia Tech 59
Georgia Tech 70, George Mason 62
Georgia Tech 85, Boston University 67

2008 ACC-BIG TEN CHALLENGE
Alexander Memorial Coliseum, Atlanta, Ga.
Penn State 85, Georgia Tech 83

2007 PARADISE JAM
St. Thomas, U.S. Virgin Islands
Georgia Tech 79, Charlotte 77
Winthrop 79, Georgia Tech 73
Georgia Tech 70, Notre Dame 69
All-Tournament: Jeremis Smith

2007 ACC-BIG TEN CHALLENGE
Assembly Hall, Bloomington, Ind.
Indiana 83, Georgia Tech 79

2006 EA SPORTS MAUI INVITATIONAL
Lahaina Civic Center, Lahaina, Maui
Georgia Tech 79, Purdue 61
Georgia Tech 92, Memphis 85
UCLA 88, Georgia Tech 73
All-Tournament: Lewis Clinch

2006 ACC-BIG TEN CHALLENGE
Alexander Memorial Coliseum, Atlanta, Ga.
Georgia Tech 77, Penn State 73

2005 ACC-BIG TEN CHALLENGE
Beslin Center, East Lansing, Mich.
Michigan State 88, Georgia Tech 86

2004 CHICK-FIL-A PEACH BOWL CLASSIC
Philips Arena, Atlanta, Ga.
Georgia Tech 64, Air Force 42

2004 ACC-BIG TEN CHALLENGE
Alexander Memorial Coliseum, Atlanta, Ga.
Georgia Tech 99, Michigan 68

2003 PRESEASON NIT
Georgia Tech 79, Louisiana-Lafayette 45 (home)
Georgia Tech 75, Hofstra 56 (home)
Georgia Tech 77, Connecticut 61 (semis*)
Georgia Tech 85, Texas Tech 65 (finals*)
All-Tournament: Isma'il Muhammad (MVP), B.J. Elder, Jarrrett Jack
*at Madison Square Garden

2003 CHICK-FIL-A PEACH BOWL CLASSIC
Philips Arena, Atlanta, Ga.
Georgia Tech 75, Saint Louis 62

2003 ACC-BIG TEN CHALLENGE
Value City Arena, Columbus, Ohio
Georgia Tech 73, Ohio State 53

2002 CHICK-FIL-A PEACH BOWL CLASSIC
Philips Arena, Atlanta, Ga.
Tennessee 70, Georgia Tech 69

2002 ACC-BIG TEN CHALLENGE
Williams Arena, Minneapolis, Minn.
Minnesota 64, Georgia Tech 63

2001 CHICK-FIL-A PEACH BOWL CLASSIC
Philips Arena, Atlanta, Ga.
Georgia Tech 96, Syracuse 80

2001 ACC-BIG TEN CHALLENGE
Alexander Memorial Coliseum
Georgia Tech 62, Wisconsin 61

2001 LAS VEGAS INVITATIONAL
Valley High School, Las Vegas, Nev.
Georgia Tech 70, Eastern Illinois 65
Illinois 105, Georgia Tech 66
Saint Louis 67, Georgia Tech 54

2000 ACC-BIG TEN CHALLENGE
Carver-Hawkeye Arena, Iowa City, Iowa
Iowa 85, Georgia Tech 67

2000 WOODEN CLASSIC
Arrowhead Pond, Anaheim, Calif.
Georgia Tech 72, UCLA 67

2000 DELTA AIR LINES HOLIDAY CLASSIC
Philips Arena, Atlanta, Ga.
Georgia Tech 86, Kentucky 84

2000 STANFORD INVITATIONAL
Maples Pavilion, Stanford, Calif.
Georgia Tech 78, Idaho State 56
Stanford 80, Georgia Tech 66
All-Tournament: Alvin Jones, Shaun Fein

1999 GREAT ALASKA SHOOTOUT
Sullivan Arena, Anchorage, Alaska
Georgia Tech 100, Grambling State 88
Georgia Tech 82, Washington 65
Kansas 84, Georgia Tech 70 (finals)
All-Tournament: Jason Collier, Alvin Jones

1999 ACC-BIG TEN CHALLENGE
Philips Arena, Atlanta, Ga.
Michigan 80, Georgia Tech 77

1999 DELTA AIR LINES HOLIDAY CLASSIC
Philips Arena, Atlanta, Ga.
Stanford 64, Georgia Tech 61 (ot)

1998 HOLIDAY FESTIVAL
Madison Square Garden, New York, N.Y.
Hofstra 62, Georgia Tech 41
Georgia Tech 72, Iona 65 (3rd)

1998 BIG ISLAND INVITATIONAL
Afook-Chinen Civic Auditorium, Hilo, Hawaii
Georgia Tech 65, New Orleans 63 (ot)
Georgia Tech 58, West Virginia 53
Washington 76, Georgia Tech 60
All-Tournament: Alvin Jones, Jason Floyd

1998 DELTA AIR LINES HOLIDAY CLASSIC
Georgia Dome, Atlanta, Ga.
Kentucky 80, Georgia Tech 39

1997 PUERTO RICO SHOOTOUT
Eugenio Guerra Sports Complex, Bayamon, P.R.
Georgia Tech 62, Alabama 60
Georgia Tech 77, St. John's 65
Georgia Tech 73, Louisville 69
All-Tournament: Matt Harpring (MVP), Michael Maddox, Dion Glover

1997 DELTA AIR LINES HOLIDAY CLASSIC
Georgia Dome, Atlanta, Ga.
Georgia Tech 94, Louisville 86
MVP: Dion Glover

1996 DELTA AIR LINES HOLIDAY CLASSIC
Georgia Dome, Atlanta, Ga.
Kentucky 88, Georgia Tech 59

1996 HOLIDAY FESTIVAL
Madison Square Garden, New York, N.Y.
Georgia Tech 58, Hofstra 47
St. John's 67, Georgia Tech 55 (finals)
All-Tournament: Gary Saunders

1995 PRESEASON NIT
Georgia Tech 87, Manhattan 67*
Georgia Tech 83, Oklahoma 72*
Georgetown 94, Georgia Tech 72 (semis#)
Georgia Tech 77, Michigan 61 (3rd#)
*Georgia Dome, #Madison Square Garden

1995 CABLE CAR CLASSIC
San Jose (Calif.) Arena
Bradley 84, Georgia Tech 82
Santa Clara 71, Georgia Tech 66
All-Tournament: Stephon Marbury

1995 JEEP-EAGLE CLASSIC
Georgia Dome, Atlanta, Ga.
Georgia Tech 88, Louisville 77
MVP: Matt Harpring

1995 JIMMY V CLASSIC
Brendan Byrne Arena, East Rutherford, N.J.
Massachusetts 75, Georgia Tech 67

1994 RAINBOW CLASSIC
Special Events Center, Honolulu, Hawaii
Cincinnati 69, Georgia Tech 66
Georgia Tech 89, Oklahoma 85
Duke 75, Georgia Tech 68

1994 KUPPENHEIMER CLASSIC
Georgia Dome, Atlanta, Ga.
Louisville 77, Georgia Tech 72
All-Tournament: Travis Best

1993 HOLIDAY FESTIVAL
Madison Square Garden, New York, N.Y.
Georgia Tech 57, Temple 51
Georgia Tech 71, St. John's 69 (Finals)
All-Tournament: Martice Moore (MVP)

1993 KUPPENHEIMER CLASSIC
Georgia Dome, Atlanta, Ga.
Georgia Tech 86, Vanderbilt 77 (ot)
All-Tournament: James Forrest, Travis Best

1993 HALL OF FAME TIP-OFF CLASSIC
Springfield, Mass.
Michigan 80, Georgia Tech 70

1992 KUPPENHEIMER CLASSIC
Georgia Dome, Atlanta, Ga.
Georgia Tech 87, Louisville 85
All-Tournament: James Forrest (MVP), Malcolm Mackey

1991 PRESEASON NIT
Georgia Tech 93, James Madison 69 (home)
Georgia Tech 84, Colorado State 67 (home)
Georgia Tech 120, Texas 107 (semis*)
Oklahoma St. 78, Georgia Tech 71 (finals*)
All-Tournament: Malcolm Mackey, Matt Geiger
*at Madison Square Garden

1991 ACC-BIG EAST CHALLENGE
The Omni, Atlanta, Ga.
Georgia Tech 80, Villanova 59

1991 KUPPENHEIMER CLASSIC
The Omni, Atlanta, Ga.
Georgia Tech 81, Kentucky 80
All-Classic: Jon Barry (MVP), Malcolm Mackey

1990 SUGAR BOWL TOURNAMENT
New Orleans, La.
Georgia Tech 95, Tulane 86
Georgia Tech 99, Villanova 87
All-Tournament: Kenny Anderson (MVP), Malcolm Mackey, Jon Barry

1990 KUPPENHEIMER CLASSIC
The Omni, Atlanta, Ga.
Georgia Tech 135, Loyola Marymount 94
All-Tournament: Kenny Anderson (MVP), Jon Barry

1990 ACC-BIG EAST CHALLENGE
Capital Centre, Landover, Md.
St. John's 73, Georgia Tech 72 (ot)

1989 KUPPENHEIMER CLASSIC
The Omni, Atlanta, Ga.
Georgia Tech 98, Morehead State 76
Georgia Tech 111, Pittsburgh 92
All-Tournament: Kenny Anderson (MVP), Dennis Scott, Brian Oliver

YEAR-BY-YEAR AT-A-GLANCE

Year	Coach	Captain(s)	W-L	Conf.
1906	Chapman	Wert	2-1	
1909	John Heisman	Val Dawson	1-6	
1910-12	No teams			
1913	John Heisman	J.T.L. Brown	2-6	
1914	John Heisman	Forbes Bradley	6-2	
1915-19	No teams			
1920	William Alexander	G.R. Frazer	7-10	
1921	Joe Bean	A.H. Staton	4-10	
<i>Early era</i>				22-35
Tech enters Southern Conference				
1922	William Alexander	J.D. Brewster	11-6	
1923	William Alexander	E.L. Jenks	9-9	
1924	William Alexander	R.W. Roane	9-13	
1925	Harold Hansen	Fred Moore	4-12	
1926	Harold Hansen	George Wilder	6-11	
1927	Roy Mundorff	Dynamite Wilder	17-10	
1928	Roy Mundorff	Nick George	10-7	
1929	Roy Mundorff	Hank Heeke	15-6	
1930	Roy Mundorff	Sid Goldin	10-13	
1931	Roy Mundorff	H.F. Wages	11-13	
1932	Roy Mundorff	Unknown	7-6	
<i>Southern Conference era</i>				109-106
Tech enters Southeastern Conference				
1933	Roy Mundorff	Unknown	9-6	7-6
1934	Roy Mundorff	Unknown	6-12	4-9
1935	Roy Mundorff	Billy Glenn	6-8	5-5
1936	Roy Mundorff	Unknown	10-8	8-6
1937	Roy Mundorff	Whack Hyder	13-2	10-0
1938*	Roy Mundorff	Bo Johnston	18-2	12-2
1939	Roy Mundorff	Lester Anderson	6-9	4-8
1940	Roy Mundorff	Walter Haymans	7-8	6-7
1941	Roy Mundorff	Carlton Lewis	8-11	4-9
1942	Roy Mundorff	Carlton Lewis	8-8	4-8
1943	Roy Mundorff	Jake Lance	11-5	7-5
1944	Dwight Keith	Wes Paxson	14-4	3-1
1945	Dwight Keith	Frank Broyles	11-6	9-5
1946	Dwight Keith	Bob Davis	10-11	6-7
1947	Roy McArthur	Herb Bergman	12-11	6-6
1948	Roy McArthur	Unknown	12-16	9-11
1949	Roy McArthur	Jim Nolan	11-13	7-10
1950	Roy McArthur	Unknown	14-13	7-9
1951	Roy McArthur	Mickey Sermersheim	8-19	7-12
1952	Whack Hyder	Teeter Umstead	7-15	5-13
1953	Whack Hyder	Pete Silas	5-17	4-9
1954	Whack Hyder	John Harwell	2-22	0-14
1955	Whack Hyder	Bobby Kimmel	12-13	7-7
1956	Whack Hyder	Bobby Kimmel	12-11	6-8
1957	Whack Hyder	Bobby Kimmel	18-8	9-5
1958	Whack Hyder	Terry Randall, Jim Johnson, Gary Phillips	15-11	7-7
1959	Whack Hyder	Terry Randall	17-9	9-5
1960#	Whack Hyder	Roger Kaiser	22-6	11-3
1961	Whack Hyder	Roger Kaiser	13-13	6-8
1962	Whack Hyder	Josh Powell	10-16	4-10
1963	Whack Hyder	Alan Nass	21-5	10-4
1964	Whack Hyder	R.D. Craddock	17-9	9-5
<i>Southeastern Conference era</i>				365-327 212-224
Tech leaves Southeastern Conference				
1965	Whack Hyder	R.D. Craddock	14-11	
1966	Whack Hyder	Pres Judy	13-13	
1967	Whack Hyder	Pres Judy	17-9	
1968	Whack Hyder	Phil Wagner	12-13	
1969	Whack Hyder	Ted Tomasovich	12-13	
1970%	Whack Hyder	Rich Yunkus	17-10	
1971%	Whack Hyder	Jim Thorne	23-9	
1972	Whack Hyder	Frank Samoylo	6-20	
1973	Whack Hyder	Peanut Murphy	7-18	
1974	Dwane Morrison	Steve Sonnenberg	5-21	
1975	Dwane Morrison	Steve Sonnenberg, Preston Campbell	11-15	
<i>Independent era</i>				137-152
Tech enters Metro Conference				
1976	Dwane Morrison	Harry Allen, Mike Bottorff	13-14	0-1
1977	Dwane Morrison	Ray Schnitzer	18-10	3-3
1978	Dwane Morrison	Bill Allgood	15-12	6-6
<i>Metro Conference era</i>				46-36 9-10

All-Time Record **!1,451-1,323 (.524)**

Winning/Losing/.500 seasons	55/50/4
All-Time SEC Record	212-224 (32 seasons)
SEC Championships	1 (1938)
All-Time Metro Record	9-10 (3 seasons)
All-Time ACC Record (Regular season)	!294-433 (45 seasons)
ACC Regular-Season Championships	2 (1985-T, 1996)
ACC Tournament Championships	4 (1985, 1990, 1993, 2021)
NCAA	17 (1960, 1985, 1986, 1987, 1988, 1989, 1990, 1991, 1992, 1993, 1996, 2001, 2004, 2005, 2007, 2010, 2021)
NIT	!9 (1970, 1971, 1984, 1994, 1998, 1999, 2003, 2016, !2017)

Tech leaves Metro Conference

Year	Coach	Captain(s)	W-L	Conf.
1979	Dwane Morrison	Tico Brown, Sammy Drummer, Billy Smith	17-9	

Tech enters Atlantic Coast Conference

1980	Dwane Morrison	Lenny Horton	8-18	1-13/8th
1981	Dwane Morrison	None	4-23	0-14/8th
1982	Bobby Cremins	Brook Steppe, Stu Lyon	10-16	3-11/8th
1983	Bobby Cremins	George Thomas, Maurice Bradford	13-15	4-10/6th
1984%	Bobby Cremins	Mark Price, John Salley	18-11	6-8/15th
1985+#	Bobby Cremins	Mark Price, John Salley	27-8	9-5/11st
1986#	Bobby Cremins	Mark Price, John Salley	27-7	11-3/2nd
1987#	Bobby Cremins	Bruce Dalrymple	16-13	7-7/5th
1988#	Bobby Cremins	Duane Ferrell	22-10	8-6/4th
1989#	Bobby Cremins	Tom Hammonds	20-12	8-6/5th
1990+##	Bobby Cremins	Brian Oliver	28-7	8-6/13rd
1991#	Bobby Cremins	Brian Domalik, James Munlyn	17-13	6-8/15th
1992#	Bobby Cremins	Jon Barry, Greg White	23-12	8-8/14th
1993+#	Bobby Cremins	Ivano Newbill, Malcolm Mackey	19-11	8-8/6th
1994%	Bobby Cremins	Ivano Newbill	16-13	7-9/6th
1995	Bobby Cremins	Travis Best, James Forrest	18-12	8-8/5th
1996+#	Bobby Cremins	Drew Barry, John Kelly	24-12	13-3/1st
1997	Bobby Cremins	Eddie Elisma	9-18	3-13/9th
1998%	Bobby Cremins	Matt Harpring, Michael Maddox	19-14	6-10/6th
1999%	Bobby Cremins	Jon Babul, Jason Floyd	15-16	6-10/15th
2000	Bobby Cremins	Jason Collier, Jason Floyd, Paul Trotti	13-17	5-11/8th
2001#	Paul Hewitt	Jon Babul, Shaun Fein, Alvin Jones	17-13	8-8/5th
2002	Paul Hewitt	Tony Akins, Michael Isenhour, Winston Neal	15-16	7-9/15th
2003%	Paul Hewitt	Marvin Lewis	16-15	7-9/5th
2004##	Paul Hewitt	Marvin Lewis	28-10	9-7/13rd
2005#	Paul Hewitt	Anthony McHenry, Isma'il Muhammad	20-12	8-8/14th
2006	Paul Hewitt	Theodis Tarver, Mario West	11-17	4-12/11th
2007#	Paul Hewitt	Mario West, Jeremis Smith	20-12	8-8/16th
2008	Paul Hewitt	Jeremis Smith	15-17	7-9/17th
2009	Paul Hewitt	D'Andre Bell, Zachery Peacock	12-19	2-14/12th
2010#	Paul Hewitt	D'Andre Bell, Zachery Peacock	23-13	7-9/7th
2011	Paul Hewitt	Moe Miller, Iman Shumpert, Lance Storks	13-18	5-11/10th
2012	Brian Gregory	Daniel Miller, Mfon Udofia	11-20	4-12/11th
2013	Brian Gregory	Daniel Miller, Mfon Udofia	16-15	6-12/9th
2014	Brian Gregory	Trae Golden, Kammeon Holsey, Daniel Miller	16-17	6-12/11th
2015	Brian Gregory	Demarco Cox, Marcus Georges-Hunt	12-19	3-15/13th
2016%	Brian Gregory	Marcus Georges-Hunt, Charles Mitchell Quinton Stephens	21-15	8-10/11th
2017%	Josh Pastner	Corey Heyward, Ben Lammers Quinton Stephens	!21-15	!8-10/11th
2018	Josh Pastner	Ben Lammers, Josh Okogie	!12-19	6-12/13th
2019	Josh Pastner	Jose Alvarado, Sylvester Ogbonda	14-18	6-12/10th
2020	Josh Pastner	Jose Alvarado, Moses Wright	17-14	11-9/5th
2021+#	Josh Pastner	Jose Alvarado, Michael Devoe, Jordan Usher, Moses Wright	17-9	11-6/4th
2022	Josh Pastner	Michael Devoe, Jordan Usher	12-20	5-15/14th
2023	Josh Pastner	Kyle Sturdivant	15-18	6-14/13th
2024	Damon Stoudamire	none	14-18	7-13/12th

Atlantic Coast Conference era

			!754-657	!294-433
<i>*SEC Champions; +ACC Champions</i>				
<i>#NCAA (##Final Four); %NIT</i>				
<i>!22 wins (8 ACC wins), one loss and Tech's NIT appearance in 2016-17 season, as well as one win in the 2017-18 season were vacated by the NCAA Committee on Infractions</i>				

HISTORY


WINS OVER NO. 1

Georgia Tech vs. No. 1 (8-35)

Date	Opponent	Opp	GT	Result
2-19-49	Kentucky	1-na	nr	aL, 32-78
2-9-51	Kentucky	1-1	nr	aL, 42-75
3-2-51	Kentucky (SEC)	1-1	nr	nL, 56-82
2-9-52	Kentucky	1-1	nr	aL, 42-93
2-28-52	Kentucky (SEC)	1-1	nr	nL, 59-80
1-9-54	Kentucky	1-1	nr	aL, 53-105
2-2-54	Kentucky	1-1	nr	aL, 48-99
1-8-55	Kentucky	1-1	nr	aW, 59-58
1-31-55	Kentucky	1-1	nr	hW, 65-59
1-3-59	Kentucky	1-1	nr	aL, 62-72
1-26-59	Kentucky	1-1	nr	hL, 70-94
1-4-64	Kentucky	1-1	nr	hW, 67-76
12-29-66	UCLA	1-1	nr	aL, 72-91
1-7-80	Duke	1-1	nr	aL, 42-55
2-16-81	Virginia	1-1	nr	aL, 42-83
1-23-82	North Carolina	1-1	nr	hL, 54-66
2-15-82	Virginia	1-1	nr	hL, 52-56
3-4-82	North Carolina (ACC)	1-1	nr	nL, 39-55
1-28-84	North Carolina	1-1	nr	aL, 61-73
2-29-84	North Carolina	1-1	nr	hL, 56-69
3-23-85	Georgetown (NCAA)	1-1	6-6	nL, 54-60
1-25-86	North Carolina	1-1	4-3	aL, 77-85
2-4-86	North Carolina (ot)	1-1	2-2	hL, 77-78
3-9-86	Duke (ACC)	1-1	6-6	nL, 67-68
1-24-87	North Carolina	2-1	nr	aL, 55-92
1-11-92	Duke	1-1	14-15	aL, 84-97
2-12-92	Duke	1-1	nr-24	hL, 62-71
3-14-92	Duke (ACC)	1-1	nr	nL, 76-89
1-10-93	Duke	1-1	10-11	hW, 80-79
3-14-93	North Carolina (ACC)	1-1	nr	nW, 77-75
1-12-94	North Carolina	1-1	17-18	hW, 89-69
2-12-94	North Carolina	1-1	nr	aW, 96-89
2-12-95	North Carolina	1-1	18-15	hL, 81-85
1-8-98	North Carolina	1-1	nr	aL, 75-96
2-1-98	Duke	1-1	nr	aL, 69-90
2-25-98	Duke	1-1	nr	hL, 53-76
1-10-02	Duke	2-1	nr	aL, 79-104
2-9-02	Duke	1-1	nr	hL, 63-95
11-26-03	Connecticut	1-1	nr	nW, 77-61
1-31-04	Duke	1-1	nr	hL, 74-82
2-22-06	Duke	1-1	nr	hL, 66-73
1-16-08	North Carolina	1-1	nr	hL, 82-83
2-21-18	Virginia	1-2	nr	aL, 54-65

AP-UPI through 1990-91, AP-Coaches beginning in 1991-92.

NOTE: Georgia Tech ranks fourth all-time in wins vs. AP No. 1-ranked teams behind UNC (12), UCLA (10) and Maryland (9). Duke also has eight.



Tech 59, Kentucky 58 - Jan. 8, 1955

Joe Helms' jump shot with 11 seconds to play gave Georgia Tech a stunning 59-58 upset over No. 1-ranked Kentucky at Memorial Coliseum, ending the Wildcats' 129-game home winning streak. Kentucky had not lost a Southeastern Conference game in 16 years and were riding a 32-game winning streak, but trailed 26-23 at the half and 38-30 in the second half. Still, the Wildcats led by three with 1:14 left. After Kentucky missed a pair of free throws, Tech's Bobby Kimmel was fouled on the rebound and hit two free throws to pull the Jackets within one. With Kentucky's Bill Evans trying to run out the clock, Kimmel tied him up and Helms snatched the ball and then let fly with the winning shot.

Tech 65, Kentucky 59 - Jan. 31, 1955

Just 23 days after stunning No. 1 Kentucky on its homecourt, Georgia Tech again downed the mighty Wildcats, 65-59, at Heisman Gym. Tech's backcourt of Bobby Kimmel and Joe Helms combined for 44 points, and the Yellow Jackets connected on 25 free throws to just five for the Wildcats. Tech never trailed in the game, jumping to a 15-8 lead in the early going. Kentucky pulled within 18-16 but could get no closer as the Jackets took a 32-24 lead into the intermission. In the second half, Tech went ahead by as many as 14 points, leading 58-44 with six minutes to play.

Tech 76, Kentucky 67 - Jan. 4, 1964

Kentucky native R.D. Craddock scored 25 points as Georgia Tech shocked the top-ranked Wildcats, 76-67, at Alexander Memorial Coliseum. Charlie Spooner added 16 points and Mick Stenftenagel 15 for the Jackets as Tech head coach Whack Hyder recorded his ninth victory over Adolph Rupp's Wildcats, including three wins over No. 1-ranked Kentucky teams. Craddock, who was 5-for-8 from the field and 15-for-17 from the foul line, scored 19 points in the second half as Tech rallied from a 32-30 halftime deficit to lead by as many as 13 points. Leading 48-43, Tech scored seven straight points on field goals by Craddock and Jim Caldwell and three free throws by Bill Edison, to go up 55-43 with 10:35 to play and then held off the Wildcats with free throw shooting, hitting 17 in a row in one stretch.

Tech 80, Duke 79 - Jan. 10, 1993

Freshman Drew Barry came off the bench to record 11 points, five assists and four steals, as No. 10 Georgia Tech knocked off No. 1-ranked Duke, 80-79, at Alexander Memorial Coliseum, ending a 23-game winning streak for the defending national champions. Barry and freshman Martice Moore combined for 15 of Tech's 19 points during a second half stretch in which the Jackets took a 76-74 lead with 1:04 to go. Tech began the game with a 12-0 run and led by as many as 14 in the first half before Duke pulled within 44-37 at the half. The Blue Devils led 60-59 when Moore's three-pointer put Tech ahead 62-60 with 8:47 left. Duke tied the score three times after that but never led.

AT LEFT, BOBBY CREMINS EXHORTS THE ALEXANDER MEMORIAL COLISEUM CROWD DURING THE CLOSING MOMENTS OF TECH'S 80-79 UPSET OF THE NO. 1-RANKED BLUE DEVILS IN 1993.

Tech 77, North Carolina 75 - Mar. 14, 1993

James Forrest had 27 points and 10 rebounds to lead Georgia Tech to a 77-75 victory over top-ranked North Carolina in the championship game of the ACC Tournament at the Charlotte (N.C.) Coliseum. The Tar Heels led by one point midway through the second half when Forrest ignited an 11-0 run that put Tech up 66-58 with six minutes to play. Forrest hit 11 of 19 field goals against the Heels as he averaged 26.7 points and shot 69 percent for the tournament.

Tech 89, North Carolina 69 - Jan. 12, 1994

Travis Best had 27 points, nine assists and only one turnover and James Forrest added 22 points as Georgia Tech downed its third straight No. 1-ranked team with an 89-69 upset over North Carolina at Alexander Memorial Coliseum. After leading by as many as 13 in the first half, Tech held a 38-35 advantage at the intermission. The score was tied at 44-44 with 16 minutes to play when Fred Vinson came off the bench to hit three three-pointers and another long jumper, helping Tech build a 66-56 lead with 8:03 remaining.

Tech 96, North Carolina 89 - Feb. 12, 1994

Fred Vinson scored a career-high 26 points, 24 of them on eight three-pointers, and James Forrest added 25 points and 17 rebounds as Georgia Tech knocked off a No. 1 ranked team for the fourth straight time with a 96-89 win at North Carolina. Tech hit a school-record 15 three-pointers in defeating a top-ranked Tar Heel team for the third time in less than a year. Tech trailed by 15 points in the first half and stayed close only by nailing nine treys, five by Vinson. Trailing 48-41, Tech opened the second half with three straight threes. Travis Best gave Tech the lead for good, 85-84, with 1:54 left when he drained a 15-footer as the shot clock expired, and the Jackets hit nine of 10 free throws in the final minute to seal the win.

Tech 77, Connecticut 61 - Nov. 26, 2003

In the semifinals of the Preseason NIT in Madison Square Garden, Georgia Tech made the most of its pressure defense to create turnovers and fastbreak opportunities to create the runaway victory. B.J. Elder and Isma'il Muhammad led the way with 22 points each, while the Yellow Jackets held the Huskies' All-Americans, guard Ben Gordon and center Emeka Okafor, to 22 total points between them. UConn managed to shoot just 37.9 percent from the floor, made just 1 of 10 three-point attempts and 10 of 30 free throw tries. Tech finished the first half with a 7-2 run for a 42-35 lead, then extended the advantage to as many as 19 in the second half while holding the Huskies to just 26 points after intermission.

HISTORY



ALL-TIME SCORES

1954-55 (12-13, SEC 7-7)

Home: 6-5, Away: 5-6, Neutral: 1-2

Table with 7 columns: Date, Site, Result, Opponent, TR, OR, Rec. Lists games from 1954-55 season.

1955-56 (12-11, SEC 6-8)

Home: 6-2, Away: 4-7, Neutral: 2-2

Table with 7 columns: Date, Site, Result, Opponent, TR, OR, Rec. Lists games from 1955-56 season.

GEORGIA TECH BEGINS PLAYING HOME GAMES AT ALEXANDER MEMORIAL COLISEUM

1956-57 (18-8, SEC 9-5)

Home: 10-4, Away: 6-3, Neutral: 2-1

Table with 7 columns: Date, Site, Result, Opponent, TR, OR, Rec. Lists games from 1956-57 season.

1957-58 (15-11, SEC 7-7)

Home: 12-4, Away: 1-7, Neutral: 2-0

Table with 7 columns: Date, Site, Result, Opponent, TR, OR, Rec. Lists games from 1957-58 season.

1958-59 (17-9, SEC 9-5)

Home: 10-4, Away: 7-5, Neutral: 0-0

Table with 7 columns: Date, Site, Result, Opponent, TR, OR, Rec. Lists games from 1958-59 season.

1959-60 (22-6, SEC 11-3)

Home: 13-1, Away: 8-4, Neutral: 1-1

Table with 7 columns: Date, Site, Result, Opponent, TR, OR, Rec. Lists games from 1959-60 season.

Summary table for 1954-55 season with columns: Opponent, TR, OR, Rec.

1960-61 (13-13, SEC 6-8)

Home: 9-3, Away: 3-8, Neutral: 1-2

Table with 7 columns: Date, Site, Result, Opponent, TR, OR, Rec. Lists games from 1960-61 season.

1961-62 (10-16, SEC 4-10)

Home: 8-7, Away: 2-8, Neutral: 0-1

Table with 7 columns: Date, Site, Result, Opponent, TR, OR, Rec. Lists games from 1961-62 season.

1962-63 (21-5, SEC 10-4)

Home: 13-1, Away: 6-4, Neutral: 2-0

Table with 7 columns: Date, Site, Result, Opponent, TR, OR, Rec. Lists games from 1962-63 season.

HISTORY

ALL-TIME SCORES

GEORGIA TECH ENTERS ATLANTIC COAST CONFERENCE (1979-PRESENT)

(members - Clemson, Duke, Georgia Tech, Maryland, North Carolina, NC State, Virginia, Wake Forest)

1979-80 (8-18, ACC 1-13/8th)

Summary: Home: 7-7, Away: 0-9, Neutral: 1-2. Table with columns: Date, Site, Result, Opponent, TR, OR, Rec. Includes games against Virginia, Presbyterian, Georgia, Wake Forest, Maryland, Alabama, Virginia Tech, NC State, Wake Forest, Clemson, Duke, Western Carolina, Troy State, North Carolina, Boston College, and Maryland.

1980-81 (4-23, ACC 0-14/8th)

Summary: Home: 4-12, Away: 0-8, Neutral: 0-3. Table with columns: Date, Site, Result, Opponent, TR, OR, Rec. Includes games against Western Carolina, Flagler, University of the South, Georgia, Presbyterian, Wake Forest, Maryland, Purdue, Jacksonville, Georgia, Wake Forest, Clemson, NC State, Newberry, Virginia, Clemson, North Carolina, NC State, Maryland, Duke, Wake Forest, Troy State, Baptist, Virginia, Duke, North Carolina, and Virginia.

h1-The Omni, Atlanta, Ga.; n1-Gator Bowl Tournament (Jacksonville, Fla.); n2-ACC Tournament (Capital Centre, Landover, Md.)

1983-84 (18-11, ACC 6-8/T-5th)

Summary: Home: 13-2, Away: 1-7, Neutral: 4-2. National Invitation Tournament. Table with columns: Date, Site, Result, Opponent, TR, OR, Rec. Includes games against Marathon Oil, Alabama A&M, Georgia, Flagler, Pepperdine, Central Michigan, Nebraska, Alabama, Appalachian State, Wake Forest, and South Carolina State.

Bobby Cremins



South Carolina, 1970
Record: 354-237 (.599)
1982-2000 (19 seasons)

1981-82 (10-16, ACC 3-11/8th)

Summary: Home: 8-5, Away: 2-7, Neutral: 0-4. Table with columns: Date, Site, Result, Opponent, TR, OR, Rec. Includes games against Presbyterian, University of the South, Georgia, West Chester State, UTEP, Oklahoma State, Maryland, Georgia, Wake Forest, Clemson, NC State, Flagler, Virginia, Clemson, North Carolina, North Carolina, NC State, Maryland, Duke, Francis Marion, Georgia Southern, Virginia, Duke, North Carolina, Georgia State, and North Carolina.

h1, n1-The Omni, Atlanta, Ga.; n2-Sun Bowl Tournament (El Paso, Texas); a1-Greensboro (N.C.) Coliseum; n3-ACC Tournament (Greensboro (N.C.) Coliseum)

1982-83 (13-15, ACC 4-10/6th)

Summary: Home: 12-3, Away: 0-9, Neutral: 1-3. Table with columns: Date, Site, Result, Opponent, TR, OR, Rec. Includes games against Wake Forest, St. Francis, N.Y., Georgia, University of the South, Alabama A&M, Oklahoma, Iona, Wake Forest, Clemson, South Carolina State, NC State, Virginia, Georgia State, Clemson, Francis Marion, North Carolina, NC State, Maryland, Duke, Wake Forest, Virginia, South Carolina, Appalachian State, Maryland, Duke, Wake Forest, Virginia, South Carolina, and Maryland.

1983-84 (18-11, ACC 6-8/T-5th)

Summary: Home: 13-2, Away: 1-7, Neutral: 4-2. National Invitation Tournament. Table with columns: Date, Site, Result, Opponent, TR, OR, Rec. Includes games against Marathon Oil, Alabama A&M, Georgia, Flagler, Pepperdine, Central Michigan, Nebraska, Alabama, Appalachian State, Wake Forest, and South Carolina State.

Table with columns: Date, Site, Result, Opponent, TR, OR, Rec. Includes games against Clemson, NC State, Augusta, Wofford, Virginia, Wake Forest, Maryland, Virginia, NC State, South Carolina, Maryland-Eastern Shore, Maryland, Duke, North Carolina, South Carolina, Maryland-Eastern Shore, Maryland, Duke, North Carolina, Duke, Virginia Tech, and Virginia Tech.

1984-85 (27-8, ACC 9-5/T-1st)

Summary: Home: 13-2, Away: 5-4, Neutral: 9-2. ACC Champions • NCAA East Finalist. Table with columns: Date, Site, Result, Opponent, TR, OR, Rec. Includes games against Marathon Oil, Baptist, Tennessee-Chattanooga, Tennessee Tech, Georgia, NC State, North Carolina A&T, Augustia, Arkansas, Washington, Maryland-Eastern Shore, Maryland-Eastern Shore, Wake Forest, Clemson, UNC Charlotte, Monmouth, N.J., Virginia, Clemson, North Carolina, North Carolina, Maryland, Duke, Wake Forest, Virginia, Maryland, North Carolina, St. Louis, Oklahoma, Virginia, Duke, North Carolina, Mercer, Syracuse, Illinois, Georgetown, Virginia, North Carolina, and Virginia.

1985-86 (27-7, ACC 11-3/2nd)

Summary: Home: 10-2, Away: 7-2, Neutral: 10-3. ACC Tournament Finalist. NCAA Southeast Regional Semifinalist. Table with columns: Date, Site, Result, Opponent, TR, OR, Rec. Includes games against Australian National, USC-Aiken, Michigan, St. Louis, Tennessee-Chattanooga, Georgia, Old Dominion, Texas A&M, Jacksonville, Texas, Navy, Richmond, Virginia, Wake Forest, Rutgers, Maryland, Clemson, Duke, North Carolina, and NC State.

HISTORY

TECH VS. THE CONFERENCES

America East

Albany (N.Y.)	1-0
Binghamton	0-0
Hartford	0-0
Maine	1-0
Massachusetts-Lowell	0-1
Maryland-Baltimore Co.	0-0
New Hampshire	0-0
Stony Brook	0-0
Vermont	0-0

American Athletic

Central Florida (UCF)	0-0
Connecticut	2-2
East Carolina	4-1
Houston	3-1
Memphis	4-3
South Florida (USF)	0-0
Temple	2-3
Tulane	37-33
Tulsa	0-0
Total	63-57

Atlantic Coast

Boston College	19-13
California	0-3
Clemson	68-78
Duke	25-78
Florida State	34-46
Louisville	15-27
Miami	14-16
North Carolina	27-72
NC State	44-61
Notre Dame	13-18
Pittsburgh	12-9
Southern Methodist (SMU)	8-6
Stanford	1-2
Syracuse	9-9
Virginia	40-49
Virginia Tech	9-23
Wake Forest	47-43

Atlantic Sun

Austin Peay	1-0
Bellarmine	0-0
Central Arkansas	0-0
Eastern Kentucky	0-0
Florida Gulf Coast	0-0
Jacksonville	5-5
Jacksonville State	0-0
Kennesaw State	4-1
Liberty	0-0
Lipscomb	0-0
NJIT	0-0
North Alabama	1-0
North Florida	0-0
Queens	0-0
Stetson	2-1

Atlantic 10

Davidson	9-3
Dayton	0-4
Duquesne	2-0
Fordham	3-1
George Mason	1-0
George Washington	3-0
LaSalle	1-1
Massachusetts	1-1
Rhode Island	1-0
Richmond	5-4
St. Bonaventure	3-1
Saint Joseph's	0-2
Saint Louis	7-3
VCU	3-0

Big East

Butler	0-0
Creighton	0-0
DePaul	2-2
Georgetown	2-4
Marquette	4-4
Providence	0-0
St. John's	4-6
Seton Hall	2-1
Villanova	3-1
Xavier	0-2

Big Sky

Eastern Washington	0-0
Idaho	0-0
Idaho State	3-1
Montana	0-0
Montana State	0-0
North Dakota	0-0
Northern Arizona	0-0
Northern Colorado	0-0
Portland State	0-0
Sacramento State	0-0
Southern Utah	0-0
Weber State	0-0

Big South

Campbell	2-0
Charleston Southern	7-1
Gardner-Webb	1-1
High Point	0-0
Liberty	0-0
Longwood	0-0
UNC Asheville	2-0
Presbyterian	9-0
Radford	1-0
USC Upstate	1-1
Winthrop	1-1

Big Ten

Illinois	2-7
Indiana	0-2
Iowa	1-2
Maryland	36-40
Michigan	4-3
Michigan State	2-2
Minnesota	1-2
Nebraska	3-0
Northwestern	2-3
Ohio State	3-11
Oregon	1-1
Penn State	2-3
Purdue	2-1
Rutgers	2-2
Southern California	2-2
UCLA	1-4
Washington	2-1
Wisconsin	1-2

Big 12

Arizona	1-0
Arizona State	0-1
Baylor	3-1
Cincinnati	3-9
Colorado	0-0
Iowa State	1-0
Kansas	1-5
Kansas State	0-0
Oklahoma State	2-2
TCU	2-0
Texas Tech	3-3
Utah	1-0
West Virginia	2-1

Big West

UC-Davis	0-0
UC-Irvine	0-0
UC-Riverside	0-0
UC-Santa Barbara	0-0
Cal Poly	0-0
Cal State-Fullerton	0-0
Cal State-Northridge	0-0
Hawaii	4-2
Long Beach State	0-0

Colonial

College of Charleston	5-1
Delaware	0-0
Drexel	0-0
Eln	4-0
Hofstra	2-1
James Madison	2-0
UNC Wilmington	4-0
Northeastern	1-0
Towson	0-0
William & Mary	6-1

Conference USA

Alabama-Birmingham (UAB)	0-0
Charlotte	8-1
Florida Atlantic	0-0
Florida International	0-0
Louisiana Tech	0-0
Marshall	0-0
Middle Tennessee State	0-0
North Texas	2-0
Old Dominion	2-0
Rice	10-5
Southern Mississippi	2-2
Texas-El Paso (UTEP)	1-2
Texas-San Antonio	0-0
Western Kentucky	0-0

Horizon League

Cleveland State	0-0
Detroit Mercy	1-1
Green Bay	1-0
Illinois-Chicago	1-2
Milwaukee	0-0
Northern Kentucky	0-0
Oakland	0-0
Valparaiso	0-0
Wright State	0-1
Youngstown State	1-0

Ivy League

Brown	1-0
Columbia	1-0
Cornell	4-0
Dartmouth	0-0
Harvard	1-0
Pennsylvania	2-4
Princeton	0-0
Yale	1-2

Metro Atlantic

Carisius	1-1
Fairfield	0-0
Iona	2-1
Manhattan	1-1
Marist	4-0
Monmouth	1-0
Niagara	1-0
Quinnipiac	0-0
Rider	1-2
St. Peter's	0-0
Stiena	2-2

Mid-American

Akron	0-0
Ball State	0-1
Bowling Green	0-1
Buffalo	0-0
Central Michigan	1-0
Eastern Michigan	0-0
Kent State	0-0
Miami (Ohio)	0-1
Northern Illinois	1-0
Ohio	1-1
Toledo	0-0
Western Michigan	0-0

Mid-Eastern Athletic

Bethune-Cookman	2-0
Coppin State	1-0
Delaware State	4-0
Florida A&M	9-0
Hampton	0-0
Howard	2-0
Maryland-Eastern Shore	2-0
Morgan State	3-0
Norfolk State	0-0
North Carolina A&T	7-0
North Carolina Central	0-0
Savannah State	2-0
South Carolina State	2-0

Missouri Valley

Bradley	0-3
Drake	0-0
Evansville	0-1
Illinois State	0-0
Indiana State	0-0
Loyola-Chicago	0-2
Missouri State	0-0
Northern Iowa	1-0
Southern Illinois	1-1
Wichita State	0-0

Mountain West

Air Force	5-2
Boise State	1-0
Colorado State	1-0
Fresno State	0-0
Nevada	1-1
UNLV	0-2
New Mexico	0-0
San Diego State	0-1
San Jose State	0-0
Utah State	0-1
Wyoming	1-0

Northeast

Bryant	0-0
Central Connecticut State	0-0
Fairleigh-Dickinson	0-0
LIU-Brooklyn	0-1
Mount St. Mary's	2-1
Robert Morris	0-0
Sacred Heart	0-0
St. Francis (N.Y.)	1-0
St. Francis (Pa.)	2-0
Wagner	0-0

Ohio Valley

Belmont	0-0
Eastern Illinois	1-0
Morehead State	2-0
Murray State	1-1
Southeast Missouri State	0-0
SIU-Edwardsville	0-0
Tennessee-Martin	0-0
Tennessee State	4-0
Tennessee Tech	3-0

Pac-12

Oregon State	0-0
Washington State	0-0

Patriot League

American	0-0
Army	1-0
Boston University	3-0
Bucknell	0-0
Colgate	1-0
Holy Cross	0-0
Lafayette	3-0
Lehigh	0-0
Loyola (Md.)	0-0
Navy	2-2

Southeastern

Alabama	28-41
Arkansas	5-2
Auburn	61-53
Florida	27-20
Georgia	107-92
Kentucky	16-57
Louisiana State	14-22
Mississippi	11-9
Mississippi State	17-13
Missouri	1-0
Oklahoma	2-2
South Carolina	25-18
Tennessee	28-45
Texas	2-2
Texas A&M	2-0
Vanderbilt	33-40

Southern

Chattanooga	16-2
East Tennessee State	4-2
Furman	23-6
Mercer	28-18
UNC Greensboro	2-1
Samford	4-0
The Citadel	6-0
VMI	6-2
Western Carolina	6-1
Wofford	13-3

Southland

Abilene Christian	0-0
Houston Baptist	0-0
Incarnate Word	0-0
Lamar	2-0
McNeese State	0-0
New Orleans	1-0
Nicholls State	0-0
Northwestern State	0-0
Sam Houston State	0-0
Southeastern Louisiana	1-0
Stephen F. Austin	0-0
Texas A&M-Corpus Christi	0-0

Southwestern Athletic

Alabama A&M	6-0
Alabama State	3-0
Alcorn State	2-0
Arkansas-Pine Bluff	3-0
Grambling State	1-1
Jackson State	2-0
Mississippi Valley State	1-0
Prairie View A&M	1-0
Southern	0-1
Texas Southern	0-0

Summit League

Denver	0-0
IPFW	1-0
IUPUI	0-1
Nebraska-Omaha	0-0
North Dakota State	0-0
Oral Roberts	0-0
South Dakota	0-0
South Dakota State	0-0
Western Illinois	0-0

Sun Belt

Appalachian State	5-0
Arkansas-Little Rock	1-0
Arkansas State	0-0
Coastal Carolina	4-0
Georgia Southern	5-2
Georgia State	19-3
Louisiana-Lafayette	1-0
Louisiana-Monroe	0-0
South Alabama	0-0
Texas-Arlington	0-0
Texas State	0-0
Troy	4-2

West Coast

Brigham Young	1-0
Gonzaga	0-1
Loyola Marymount	1-0
Pacific	0-0
Pepperdine	2-0
Portland	0-0
Saint Mary's	1-0
San Diego	0-0
San Francisco	0-1
Santa Clara	0-1

Western Athletic

CSU-Bakersfield	0-0
Chicago State	0-0
Grand Canyon	0-0
Missouri-Kansas City (UMKC)	0-0
New Mexico State	0-0
Seattle	0-0
UT Rio Grande Valley	2-1
Utah Valley	0-0

Former Division I

Birmingham Southern	2-0
Centenary	3-0
Winston-Salem State	3-0

Non-Division I

Clayton State	2-0
Florida Tech	1-0
Tusculum	1-0

Record totals indicate cumulative record against the current membership of the conference.

Records also reflect only games that counted on Georgia Tech's season record (excludes exhibition games).

SERIES HISTORY VS. ALL OPPONENTS

Key to Home Courts

n1	- Peachtree Auditorium (1905-06)
h2	- Cable Piano Company Hall (1908-09)
h3	- Crystal Palace (1912-13 through 1913-14)
h4	- City Auditorium (1919-20 through 1934-35)
h5	- Atlanta Athletic Club (1919-20)
h6	- Luckie Street YMCA (1919-20)
h7	- Temporary Gym (1924-25 through 1930-31)
h8	- Naval Armory (1935-36 through 1936-37)
h9	- Heisman Gym (1938-39 through 1955-56)
h10	- Alexander Memorial Coliseum (1956-2011)
h11	- The Omni (1995-96)
h12	- Georgia Dome (1995-96)
h13	- State Farm (formerly Phillips) Arena (2011-12)
h14	- Infinite Energy Center, Duluth, Ga. (2011-12)
h15	- McCamish Pavilion (2012-present)

Note: Tech national rank (AP/Coaches) and that of its opponent (if applicable) appear in the columns between the date and the site.

! - Georgia Tech had 22 wins from the 2016-17 season vacated by the NCAA Committee on Infractions. Wins vacated are denoted by the symbol !.

Agoga Class (0-1)

Home: 0-1, Away: 0-0, Neutral: 0-0

2-8-1922 (ot)	h5	L	25- 26
---------------	----	---	--------

Air Force (5-2)

Home: 4-0, Away: 1-2, Neutral: 0-0

1-2-1963	nr/13	h10	W	61- 48
2-10-1969		h10	W	88- 67
1-31-1970		a	W	51- 48
2-6-1971		h10	W	83- 53
2-5-1972		a	L	53- 75
12-11-2004	3/3	h13	W	64- 42
12-28-2005		a2	L	46- 54

*h12-Chick-fil-A Peach Bowl Classic (Phillips Arena, Atlanta, Ga.); a2-World Arena, Colorado Springs, Colo.

Akrides-Haarlem (1-0)

Home: 1-0, Away: 0-0, Neutral: 0-0

11-24-1992 (ext)	h10	W	115- 80
------------------	-----	---	---------

Alabama (28-41)

Home: 15-15, Away: 5-23, Neutral: 8-3

2-26-1921	n1	W	30- 22	
1-14-1922	a	L	20- 49	
2-4-1922	h4	W	36- 29	
2-27-1922	n1	W	33- 25	
2-9-1923	h4	W	39- 24	
2-17-1923	a	L	27- 28	
1-26-1924	h4	L	28- 33	
2-15-1924	a	L	24- 31	
2-26-1926	n1	W	30- 27	
2-4-1927	h7	W	50- 15	
2-15-1928	a	L	21- 30	
2-9-1929	h7	W	37- 21	
2-12-1930	a	L	28- 36	
2-20-1931	h7	W	23- 19	
2-3-1932	h4	L	19- 34	
2-1-1933	h4	L	19- 26	
2-3-1934	a	L	16- 63	
2-29-1936	n2	L	34- 43	
1-26-1938	h8	W	36- 24	
2-15-1939	a	L	25- 39	
1-31-1940	h9	L	34- 52	
2-12-1941	a	L	32- 46	
2-27-1941	n3	L	33- 39	
1-15-1942	h9	L	25- 31	
2-26-1942	n3	L	32- 37	
1-23-1943	a	L	25- 33	
1-13-1945	a	L	26- 31	
2-14-1945	h9	W	53- 45	
1-8-1946	h9	L	37- 44	
1-19-1946	a	W	36- 30	
1-12-1947	h9	L	38- 42	
2-1-1947	a	L	46- 64	
2-29-1947	n3	W	43- 40	
1-31-1948	h9	L	31- 44	
3-4-1948	n3	W	46- 34	
1-14-1949	h9	W	51- 38	
1-14-1950	a	L	39- 73	
2-17-1951	h9	L	49- 59	
1-12-1952	a	L	60- 66	
12-19-1952	a1	L	57- 60	
1-12-1953	h9	W	69- 67	
2-6-1954	a	L	61- 82	
2-5-1955	13/nr	h9	L	72- 76
2-4-1956	12/17	a	L	60- 93

2-2-1957	h10	W	92- 67	
12-5-1957	h10	W	73- 62	
2-1-1958 (2ot)	a	L	72- 74	
12-30-1958	a	W	89- 76	
1-31-1959	h10	W	66- 53	
12-8-1959	na/15	h10	W	69- 53
1-30-1960	6/6	a	W	60- 48
2-4-1961	h10	W	57- 49	
2-3-1962	a	L	70- 76	
12-11-1962	a	W	58- 55	
2-2-1963	6/6	h10	W	74- 58
2-1-1964	a	W	93- 81	
1-8-1972	h10	L	85- 90	
1-25-1972	a	L	68- 99	
12-11-1972	a	L	73- 89	
1-22-1973	11/16	h10	L	83- 89
11-30-1973	18/na	h10	L	64- 88
1-23-1974	9/10	a	L	74- 79
12-9-1974	11/na	a	L	76- 91
1-22-1975	6/6	h10	L	80- 97
12-21-1979	n4	W	83- 59	
12-29-1983	n5	W	57- 54	
11-27-1997	n6	W	62- 60	
1-3-2009	a	L	77- 88	
1-3-2012	h13	L	48- 73	

a1-Birmingham, Ala.; n1-City Auditorium, Atlanta, Ga.; n2-Knoxville, Tenn.; n3-Louisville, Ky.; n4-Roanoke Times & World News Classic (Roanoke, Va., Civic Center); n5-Cotton States Classic (The Omni, Atlanta, Ga.); n6-Puerto Rico Shootout (Eugenio Guerra Sports Complex, Bayamon, P.R.)

Alabama A&M (6-0)

Home: 6-0, Away: 0-0, Neutral: 0-0

12-15-1982	h10	W	90- 85	
11-28-1983	h10	W	95- 75	
12-17-2003	5/6	h10	W	74- 41
12-19-2011	h14	W	65- 54	
11-18-2014	h15	W	66- 46	
12-9-2023	h15	W	70- 49	

Alabama State (3-0)

Home: 3-0, Away: 0-0, Neutral: 0-0

11-19-2004	3/4	h10	W	74- 37
12-17-2012	h15	W	75- 41	
12-17-2022	h15	W	96- 60	

Albany (1-0)

Home: 1-0, Away: 0-0, Neutral: 0-0

11-17-2010	h10	W	78- 51
------------	-----	---	--------

Albany YMCA (0-2)

Home: 0-0, Away: 0-2, Neutral: 0-0

1-1-1924	a	L	28- 39
12-29-1927	a	L	23- 32

Alcorn State (3-0)

Home: 3-0, Away: 0-0, Neutral: 0-0

11-20-1987	h10	W	114- 71	
1-18-1989	nr/20	h	W	88- 63
12-18-2016	h15	W	74- 50	

*Preseason NIT first round

Appalachian State (5-0)

Home: 4-0, Away: 1-0, Neutral: 0-0

2-21-1983	h10	W	83- 72	
1-4-1984	h10	W	78- 61	
12-2-1995	20/20	a	W	89- 65
12-5-1998 (ot)	h10	W	74- 72	
12-15-2014	h15	W	70- 57	

Arizona (1-0)

Home: 0-0, Away: 0-0, Neutral: 1-0

2-17-1991	6/6	n1	W	62- 56
-----------	-----	----	---	--------

n1-Brendan Byrne Arena, East Rutherford, N.J.

Arizona State (0-1)

Home: 0-0, Away: 0-0, Neutral: 0-1

12-20-1975	19/18	n1	L	70- 85
------------	-------	----	---	--------

n1-Kentucky Invitational (Memorial Coliseum, Lexington, Ky.)

Arkansas (5-2)

Home: 2-1, Away: 1-0, Neutral: 2-1

12-30-1961	n1	L	42- 72	
1-29-1965	h10	W	93- 83	
1-28-1966	h10	W	88- 75	
12-26-1984	10/13	n2	W	72- 52
11-26-2015	n3	W	83- 73	
12-19-2018	a	W	69- 65	
11-25-2019 (ot)	h15	L	61- 62	

n1-Poinsettia Tournament (Greenville, S.C.); n2-Rainbow Classic (Blaisdell Center, Honolulu, Hawaii); n3-NIT Season Tip-Off (Barclays Center, Brooklyn, N.Y.)

Arkansas-Little Rock (1-0)

Home: 1-0, Away: 0-0, Neutral: 0-0

11-26-2004	3/3	h10	W	79- 54
------------	-----	-----	---	--------

Arkansas-Pine Bluff (3-0)

Home: 3-0, Away: 0-0, Neutral: 0-0

11-23-2002	h10	W	113- 75	
11-25-2008	h10	W	74- 47	
12-16-2009	22/15	h10	W	65- 53

Army (1-0)

Home: 1-0, Away: 0-0, Neutral: 0-0

2-17-1968	h10	W	60- 55
-----------	-----	---	--------

Arundel Boat Club (1-0)

Home: 0-0, Away: 1-0, Neutral: 0-0

12-29-1930	a	W	49- 45
------------	---	---	--------

Athletes in Action (4-2)

Home: 4-2, Away: 0-0, Neutral: 0-0

3-2-1972 (ext)	h10	W	88- 87
11-14-1991 (ext)	h10	W	76- 74
11-17-1992 (ext)	h10	W	111-102
11-17-1997 (ext)	h10	W	86- 76
11-2-1998 (ext)	h10	L	73- 84
11-2-1999 (ext)	h10	L	66- 82

Atlanta Athletic Club (2-12)

Home: 1-6, Away: 1-6, Neutral: 0-0

1-28-1909	a	L	12- 18
3-6-1920	a	L	21- 44
1-5-1923	h4	L	23- 40
1-4-1924	h4	L	23- 51
1-9-1925	h7	L	22- 23
1-5-1927	a	L	28- 34
2-5-1927	h7	W	41- 23
1-4-1928	a	L	26- 36
2-8-1928	h7	L	29- 33
1-23-1929	a	L	26- 43
2-20-1929	h7	L	26- 37
2-4-1930	a	W	31- 29
2-25-1930	h7	L	22- 37
1-10-1931	a	L	27- 40

Atlanta Naval Air Station (3-0)

Home: 2-0, Away: 1-0, Neutral: 0-0

1-7-1944	a	W	46- 34
1-14-1944	h9	W	70- 37
2-21-1945 (ot)	h9	W	51- 47

Auburn (61-53)

Home: 37-20, Away: 22-30, Neutral: 2-3

2-17-1906	h1	L	6- 26
2-4-1909	h2	L	8- 24
2-14-1913	h3	L	27- 36
2-22-1913	a	L	19- 23
2-20-1914	h3	W	50- 12
2-27-1914	a	W	21- 6
1-10-1920	h4	L	24- 29
3-9-1920	a	L	17- 21
1-22-1921	h4	L	28- 30
1-28-1922	h4	W	44- 12
2-11-1922	a	L	13- 26
1-12-1923	h4	W	35- 17
2-23-1923	a	L	26- 29
1-11-1924	h4	W	39- 24
2-9-1924	a	W	33- 18
2-29-1924	n1	L	29- 35
1-17-1925	a	W	28- 21
2-7-1925	h7	L	14- 15
1-9-1926	a	L	28- 32
2-19-1926	h7	W	28- 13
1-8-1927 (ot)	h7	W	22- 20
2-12-1927	a	L	24- 42

1-7-1928	a	L	29- 56
2-25-1928	n1	L	29- 30
2-6-1929	h7	W	41- 25
2-16-1929	a	W	46- 41
2-17-1930	a	W	47- 34
2-19-1930	h4	W	40- 29
1-28-1931	a	W	37- 33
2-24-1931	h7	W	47- 22
1-13-1932	a	L	22- 25
2-10-1932	h4	W	36- 28
2-15-1933	a	W	29- 20
2-21-1933	h4	W	29- 18
1-9-1934	a	W	28- 26
2-14-1934	h4	W	24- 20
2-6-1935	h4	W	25- 24
2-12-1935	a	W	34- 19
2-4-1936	a	L	28- 31
2-19-1936	h8	W	46- 22
2-11-1937	h8	W	42- 28
2-27-1937	a	W	35- 33
2-15-1938	h8	W	43- 42
3-1-1938	h8	W	54- 32
2-22-1939	a	L	24- 38
2-27-1939	h9	L	33- 49
2-6-1940	h9	W	53- 31
2-21-1940 (ot)	a	L	38- 39
2-1-1941	h9	W	48- 39
2-5-1941	a	L	

SERIES HISTORY VS. ALL OPPONENTS

Augusta (5-0)

Home: 4-0, Away: 0-0, Neutral: 0-0

1-16-1984.....h10	W	75- 57
12-21-1984.....13/13h10	W 84- 53
12-12-1987.....16/nrh10	W 108- 74
11-24-1990.....14/14h10	W 100- 63
11-6-2005 (ext)h10	W 96- 57

Formerly Augusta College, Augusta State, GRU Augusta; includes exhibition game

Austin Peay (1-0)

Home: 0-0, Away: 0-0, Neutral: 1-0

3-15-1996.....13/15n1	W 90- 79
---------------------	---------	----------

n1-NCAA Southeast Regional first round (Orlando [Fla.] Arena)

Australian National Team (1-0)

Home: 1-0, Away: 0-0, Neutral: 0-0

11-11-1985 (ex)h10	W 81- 75
-----------------	----------	----------

Ball State (0-1)

Home: 0-1, Away: 0-0, Neutral: 0-0

12-18-2019.....h15	L	47- 65
--------------------	---	--------

Baltimore (0-2)

Home: 0-0, Away: 0-2, Neutral: 0-0

12-27-1929.....a	L	22- 24
12-28-1933.....a	L	19- 38

Baylor (3-1)

Home: 3-0, Away: 0-0, Neutral: 0-1

12-16-1957.....h10	W	61- 59
12-4-1958.....h10	W	65- 56
12-20-1961.....h10	W	57- 44
12-27-1973.....n1	L	80-108

n1-Old Dominion Invitational (The Scope, Norfolk, Va.)

Belmont (0-0)

Home: 1-0, Away: 0-0, Neutral: 0-0

3-19-2017.....h15	!	71- 57
-------------------	---	--------

*Post-season NIT

Benjamin Franklin (1-0)

Home: 0-0, Away: 1-0, Neutral: 0-0

12-27-1930.....a	W	34- 17
------------------	---	--------

Bethune-Cookman (2-0)

Home: 2-0, Away: 0-0, Neutral: 0-0

12-31-2005.....h10	W	73- 46
11-19-2017.....h15	!	65- 62
12-1-2019.....h15	W	68- 65

Birmingham Athletic Club (1-1)

Home: 0-0, Away: 1-1, Neutral: 0-0

1-13-1922.....a	W	34- 16
2-16-1923.....a	L	31- 37

Birmingham Southern (2-0)

Home: 0-0, Away: 1-0, Neutral: 1-0

2-25-1921.....n1	W	53- 11
12-3-1948.....a	W	75- 45

n1-SIAA Tournament (City Auditorium, Atlanta, Ga.)

Biscayne (1-0)

Home: 1-0, Away: 0-0, Neutral: 0-0

12-12-1978.....h10	W	70- 49
--------------------	---	--------

Boise State (1-0)

Home: 0-0, Away: 0-0, Neutral: 1-0

12-22-2019.....n1	W	74- 60
-------------------	---	--------

n1 - Diamond Head Classic (Stan Sheriff Center, Honolulu, Hawaii)

Boston College (19-13!)

Home: 8-3!, Away: 7-6, Neutral: 4-4

All Home Games: 8-3!
At McCamish Pavilion: 4-2!
At Alexander Memorial Coliseum: 3-1
At Philips Arena: 1-0
In Atlanta: 9-3
In Boston/Chestnut Hill: 8-6
At Conte Forum: 6-6
As ACC members: 15-12
In the ACC Tournament: 1-3
All Neutral Games: 4-4
Under Bobby Cremins: 2-0
Under Paul Hewitt: 4-3
Under Brian Gregory: 5-4
Under Josh Pastner: 6-2!
Under Damon Stoudamire: 0-1
Vs. Jim Christian: 4-4
Vs. Earl Grant: 3-1
Longest Winning Streak: 5 games (2019-23)
Longest Losing Streak: 3 games (2012-13)
Most Points Scored: 103 on 3-7-1996
Fewest Points Scored: 37 on 1-19-1980
Most Points Allowed: 95 on 1-6-2024
Fewest Points Allowed: 40 on 1-19-1980
Largest Margin of Victory: 14 on 3-17-1996, 3-4-2007
Largest Margin of Defeat: 11 on 1-8-2011
1 Feb. 11, 2017 victory vacated by NCAA Committee on Infractions

• Boston College snapped a five-game losing streak in the series with a 95-87 win at McCamish Pavilion on Jan. 6, 2024, the most points the Eagles have scored against Tech in the series.

• Tech leads the all-time series, 19-13 (one win vacated by the NCAA Committee on infractions). The one scheduled meeting in 2020-21 in Atlanta was not played due to COVID-19.

• The teams have played to overtime six times in the series, including three of the last eight meetings and five times since the Eagles joined the ACC.

• Boston College has won three of the four ACC Tournament meetings between the two schools, and each time the tournament result has mirrored the regular-season outcome.

• Thirteen of the games in the short series have been decided by less than 10 points, 14 of them by four points or less, and five in overtime.

• Tech is 8-3 against the Eagles at home, 4-1 at Alexander Memorial Coliseum, 1-0 at Philips Arena and 3-2 at McCamish Pavilion.

• Tech has played BC at three different venues in the Boston area. The Jan. 29, 2005 game was Tech's first visit to the Conte Forum, BC's current home court, where the Jackets are 6-6, and have won the last three games in the building.

• The first game in the series on Dec. 31, 1946, was played at Boston Arena, and the teams also played in the Boston Garden on Jan. 19, 1980.

• Prior to BC's entry into the ACC, the teams met four times on neutral floors, including one outside the United States, a 65-62 overtime win for the Yellow Jackets in the 1986 Sunbury Ball in Tokyo, Japan.

• The teams have met twice in NCAA Tournament competition, both of them won by Tech. The Yellow Jackets downed the Eagles, 103-89, in the 1996 Southeast Regional second round in Orlando, and eliminated the Eagles, 57-54 in a 2004 second-round game in Milwaukee.

All-Time Series Results

12-31-1946.....a	W	54- 50
1-19-1980.....n1	L	37- 40
12-20-1986 (ot) .16/nrn2	W 65- 62
3-17-1996.....13/15n3	W 103- 89
3-21-2004.....14/15...25/nn4	W 57- 54
1-8-2006.....11/11h10	W 60- 58
1-29-2006.....20/18a	L 64- 66
3-4-2007.....h10	W	74- 60
3-8-2008.....a	W	86- 78
1-20-2009 (ot).....h10	L	76- 80
3-7-2009.....a	L	66- 67
2-27-2010.....h10	W	73- 68
1-8-2011.....a	L	75- 86
2-4-2012.....h13	W	51- 47
2-29-2012.....a	L	52- 56
3-9-2013.....a	L	72- 74
3-14-2013.....n5	L	64- 84
1-21-2014.....a	W	68- 60
2-13-2014.....h15	W	74- 71
3-12-2014 (ot).....n5	W	73- 70
1-25-2015.....h15	L	62- 64
3-10-2015.....n5	L	65- 66
2-27-2016.....a	W	76- 71
2-11-2017.....h15	!	65- 64
2-4-2018 (ot).....a	L	72- 80

3-6-2018.....n6	L	77- 87
3-3-2019 (ot).....h15	W	81- 78
1-11-2020.....a	W	71- 52
1-12-2022.....a	W	81- 76
3-5-2022 (ot).....h15	W	82- 78
3-4-2023.....a	W	73- 65
1-6-2024.....h15	L	87- 95

n1-Boston Garden, Boston, Mass.; n2-Sunbury Ball (Aoyama College, Tokyo, Japan); n3-NCAA Southeast Regional second round (Orlando [Fla.] Arena); n4-NCAA Tournament second round (Bradley Center, Milwaukee, Wis.); n5-ACC Tournament (Greensboro Coliseum, Greensboro, N.C.); n6-ACC Tournament (Barclays Center, Brooklyn, N.Y.)

Boston University (3-0)

Home: 1-0, Away: 0-0, Neutral: 2-0

12-28-1965.....n1	W	83- 40
1-10-1975.....h10	W	73- 72
11-22-2009.....21/19n2	W 85- 67

n1-Hurricane Classic (Miami, Fla.); n2-O'Reilly Auto Parts Puerto Rico Tip-Off, San Juan, P.R.

Bowling Green (0-1)

Home: 0-0, Away: 0-0, Neutral: 0-1

12-30-1972.....n1	L	87-102
-------------------	---	--------

n1-Old Dominion Invitational (The Scope, Norfolk, Va.)

Bradley (0-3)

Home: 0-0, Away: 0-2, Neutral: 0-1

12-19-1949.....a	L	60- 84
12-16-1950.....a	L	55- 85
12-29-1995.....n1	L	82- 84

n1-Cable Car Classic (San Jose [Calif.] Arena)

Brigham Young (1-0)

Home: 0-0, Away: 0-0, Neutral: 1-0

12-29-1978.....n1	W	83- 81
-------------------	---	--------

n1-Pillsbury Holiday Classic (Minneapolis, Minn.)

Brown (1-0)

Home: 1-0, Away: 0-0, Neutral: 0-0

12-19-1966.....h10	W	93- 75
--------------------	---	--------

California (0-3)

Home: 0-0, Away: 0-2, Neutral: 0-1

12-29-1950.....a	L	57- 82
12-30-1950.....a	L	45- 78
11-23-2012.....n1	L	57- 68

n1-DirectTV Classic (Anaheim, Calif.)

California All-Stars (1-2)

Home: 0-2, Away: 0-0, Neutral: 0-0

11-9-1998 (ext).....h10	W	94- 89
11-9-1999 (ext).....h10	L	85- 95
11-7-2000 (ext).....h12	L	86- 07

CSU-Bakersfield (0-0)

Home: 0-0, Away: 0-0, Neutral: 0-0

3-28-2017.....n1	!	76- 61
------------------	---	--------

n1-Post-season NIT semifinal (Madison Square Garden, New York, N.Y.)

Camp Wheeler (1-0)

Home: 1-0, Away: 0-0, Neutral: 0-0

2-22-1943.....h9	W	36- 33
------------------	---	--------

Campbell (2-0)

Home: 2-0, Away: 0-0, Neutral: 0-0

2-26-1979.....h10	W	83- 61
11-27-1995.....20/20h11	W 87- 76

Canisius (1-1)

Home: 0-0, Away: 1-1, Neutral: 0-0

12-30-1954.....a1	L	56- 70
12-31-1955.....a1	W	86- 82

a1-Queen City Tournament (Buffalo, N.Y.)

Carson-Newman (1-0)

Home: 1-0, Away: 0-0, Neutral: 0-0

11-2-2007 (ext).....h10	W	126- 86
-------------------------	---	---------

Catholic (0-1)

Home: 0-0, Away: 0-1, Neutral: 0-0

2-16-1921.....a	L	23- 37
-----------------	---	--------

Centenary (3-0)

Home: 2-0, Away: 0-0, Neutral: 1-0

1-10-2006.....n1	W	85- 69
12-18-2006.....h10	W	92- 52
12-22-2007.....h10	W	86- 41

n1-CenturyTel Center, Bossier City, La.

Central Columbus YMCA (0-1)

Home: 0-1, Away: 0-0, Neutral: 0-0

1-8-1924.....h4	L	18- 42
-----------------	---	--------

Central Michigan (1-0)

Home: 0-0, Away: 0-0, Neutral: 1-0

12-17-1983.....n1	W	73- 71
-------------------	---	--------

n1-Casaba Club Classic (A.G. Spanos Center, Stockton, Calif.)

Central YMCA (1-0)

Home: 1-0, Away: 0-0, Neutral: 0-0

2-12-1924.....h4	W	34- 26
------------------	---	--------

Centre (1-0)

Home: 0-0, Away: 0-0, Neutral: 1-0

2-27-1923.....n1	W	34- 26
------------------	---	--------

n1-SIAA Tournament (City Auditorium, Atlanta, Ga.)

College of Charleston (5-1)

Home: 5-1, Away: 0-0, Neutral: 0-0

2-11-1975.....h10	W	89- 82
2-28-1976.....h10	W	91- 52
1-5-1977.....h10	W	97- 76
2-19-1979.....h10	W	61- 43
1-28-1992.....20/18h10	W 77- 70
1-16-1993.....8/8h10	L 67- 84

University of Charleston (1-0)

Home: 1-0, Away: 0-0, Neutral: 0-0

1-20-1979.....h10	W	69- 63
-------------------	---	--------

Formerly Morris Harvey College (W.Va.)

Charleston Southern (8-1)

Home: 8-1, Away: 0-0, Neutral: 0-0

11-27-1978.....h10	W	111- 54
2-14-1981.....h10	L	51- 74
11-24-1984.....18/nrh10	W 79- 66
12-10-1988.....12/12h10	W 101- 66
11-16-1998.....h10	W	103- 63
11-21-2000.....h10	W	85- 62
12-22-2004.....9/9h10	W 90- 48
11-12-2010.....h10	W	52- 39
11-22-2021.....h15	W	85- 70

Formerly Baptist College

Charlotte (8-1)

Home: 4-1, Away: 3-0, Neutral: 1-0

12-22-1970.....h10	W	72- 58
2-19-1973.....h10	W	81- 66
1-14-1985.....9/10a	W 86- 68
2-6-1986.....2/2h10	W 87- 76
11-16-2007.....n1	W	82- 77
1-2-2010.....v/20a	W 76- 67
1-2-2011 (2ot).....h10	L	83- 86
12-29-2013.....a	W	58- 55
12-30-2014.....h15	W	67- 66

n1-Paradise Jam (St. Thomas, U.S. Virgin Islands)
Also known as UNC Charlotte

Chattanooga (16-2)

Home: 9-0, Away: 7-2, Neutral: 0-0

2-21-1914.....a	W	23- 21
2-7-1920.....a	L	11- 25
2-18-1922.....a	W	33- 30
2-13-1923.....a	L	29- 41
2-22-1924.....a	W	23- 19
2-11-1942.....h9	W	64- 32
12-12-1946.....h9	W	63- 37
12-19-1947.....h9	W	63- 50
12-11-1948.....h9	W	81- 45
12-3-1949.....h9	W	84- 39
1-2-1950.....a	W	73- 43
11-27-1984.....18/nrh10	W 74- 58
12-4-1985.....5/4a	W 94- 74

HISTORY

SERIES HISTORY VS. ALL OPPONENTS

Table with 3 columns: Year, Opponent, Result. Rows include 12-7-1991 vs 17/16, 12-22-1992 vs 16/15, etc.

Also known as UT-Chattanooga

Cincinnati (3-9)

Table with 3 columns: Year, Opponent, Result. Rows include 12-21-1926 vs a1, 3-5-1976 vs 13/18, etc.

a1-Schmidlapp Gym; a2-Riverfront Coliseum; a3-Fifth Third Bank Arena; n1-Metro Tournament (Freedom Hall, Louisville, Ky.); n2-Metro Tournament (Mid-South Coliseum, Memphis, Tenn.); n3-Metro Tournament (Riverfront Coliseum, Cincinnati, Ohio); n4-Rainbow Classic (Special Events Center, Honolulu, Hawaii); n5-NCAA Southeast Regional semifinal (Rupp Arena, Lexington, Ky.)

Cincinnati YMCA (0-1)

Table with 3 columns: Year, Opponent, Result. Row: 12-22-1926 vs a L 41-43

Clark Atlanta (2-0)

Table with 3 columns: Year, Opponent, Result. Rows include 11-5-2010 (ot) (exh) vs h10 W 71-68, 11-1-2023 (exh) vs h15 W 91-75

Clayton State (3-0)

Table with 3 columns: Year, Opponent, Result. Rows include 11-7-2014 (exh) vs h15 W 74-41, 1-23-2022 vs h15 W 103-53, 11-7-2022 vs h15 W 93-63

Clemson (68-78)

Table with 3 columns: Year, Opponent, Result. Rows include 12-22-1926 vs a L 41-43, 11-5-2010 (ot) (exh) vs h10 W 71-68, etc.

court. Tech won 93-90 in double-overtime at Clemson, and the Tigers defeated the Jackets, 81-57, in Atlanta.
• The Yellow Jackets have swept the season series just once (2019-20) since the 2004-05 season.
• The Yellow Jackets trail 55-40 to the Tigers since joining the ACC.
• Tech has an all-time record of 46-28 against the Tigers at home, including a 27-15 record at Alexander Memorial Coliseum and a 6-6 mark at McCamish Pavilion.
• Tech is 9-21 vs. Tiger teams coached by Brad Brownell.
• Tech is just 18-49 all-time in games played at Clemson, including an 10-42 mark in Littlejohn Coliseum. The Jackets lost 14 straight games on the road in the series, and 13 in a row at Littlejohn, before Tech won on March 6, 2020. Tech was Clemson's first opponent in Littlejohn Coliseum back on Nov. 30, 1968. The Tigers won, 76-72.
• Tech's 111-108 win against the Tigers at Littlejohn Coliseum on Jan. 24, 2001 is the highest-scoring regulation game Tech has had with any ACC opponent. The Jackets' current record of 17 three-point field goals was set in that game. The Jackets defeated Florida State by the same score in Tallahassee (in two OTs) on Feb. 11, 1999, and lost to Wake Forest in the 2007 ACC Tournament, 114-112 in double-overtime.
• The Yellow Jackets have won three of four ACC Tournament meetings with the Tigers, including a 69-61 semi-final decision on the way to the 1993 conference title in Charlotte.

All-Time Series Results

Table with 3 columns: Year, Opponent, Result. Rows include 2-7-1913 vs h3 L 22-26, 2-8-1913 vs a W 29-11, 1-23-1920 vs h4 W 32-17, etc.

Table with 3 columns: Year, Opponent, Result. Rows include 3-7-1986 vs n2 W 79-61, 1-20-1987 vs 10/12 h10 L 66-67, 2-25-1987 vs 13/12 a L 77-88, etc.

Coastal Carolina (4-0)

Table with 3 columns: Year, Opponent, Result. Rows include Home: 4-0, Away: 0-0, Neutral: 0-0, 11-28-1988 vs 14/na h10 W 95-65, etc.

Colgate (1-0)

Table with 3 columns: Year, Opponent, Result. Rows include Home: 1-0, Away: 0-0, Neutral: 0-0, 12-23-2015 vs h14 W 76-60

Colorado State (1-0)

Table with 3 columns: Year, Opponent, Result. Rows include Home: 1-0, Away: 0-0, Neutral: 0-0, 11-22-1991 vs 23/24 h10 W 84-67, *Preseason NIT second round

Columbia (1-0)

Table with 3 columns: Year, Opponent, Result. Rows include Home: 0-0, Away: 0-0, Neutral: 1-0, 12-11-1976 vs n1 W 80-79, n1-Marshall Invitational (Huntington, W.Va.)

Columbus Kinners (0-1)

Table with 3 columns: Year, Opponent, Result. Rows include Home: 0-0, Away: 0-1, Neutral: 0-0, 12-20-1926 vs a L 26-35

Connecticut (2-2)

Table with 3 columns: Year, Opponent, Result. Rows include Home: 0-0, Away: 0-1, Neutral: 2-1, 11-26-2003 vs 1/1 n1 W 77-61, 4-5-2004 vs 14/15 7/7 n2 L 73-82, etc.

Coppin State (1-0)

Table with 3 columns: Year, Opponent, Result. Rows include Home: 1-0, Away: 0-0, Neutral: 0-0, 12-27-2017 vs h10 W 76-62

Cornell (4-0)

Table with 3 columns: Year, Opponent, Result. Rows include Home: 3-0, Away: 1-0, Neutral: 0-0, 1-2-2002 vs h10 W 86-68, 1-8-2003 vs h10 W 81-55, etc.

Crescent Athletic Club (0-1)

Table with 3 columns: Year, Opponent, Result. Rows include Home: 0-0, Away: 0-1, Neutral: 0-0, 1-1-1930 (exh) vs a L 24-28

Croatian National Team (1-0)

Table with 3 columns: Year, Opponent, Result. Rows include Home: 1-0, Away: 0-0, Neutral: 0-0, 11-16-1994 (exh) vs h10 W 100-61

CSKA Bulgaria (1-0)

Table with 3 columns: Year, Opponent, Result. Rows include Home: 1-0, Away: 0-0, Neutral: 0-0, 11-4-1997 (exh) vs h10 W 96-76

Davidson (9-3)

Table with 3 columns: Year, Opponent, Result. Rows include Home: 6-1, Away: 0-1, Neutral: 3-1, 2-17-1925 vs h7 L 27-36, 12-19-1946 vs h9 W 55-41, etc.

Clemson YMCA (0-1)

Table with 3 columns: Year, Opponent, Result. Rows include Home: 0-0, Away: 0-1, Neutral: 0-0, 2-21-1920 vs a L 32-40

HISTORY

SERIES HISTORY VS. ALL OPPONENTS

Dayton (0-4)

Home: 0-1, Away: 0-2, Neutral: 0-1

12-17-1977a	L	63- 65
11-19-2009n1	L	59- 63
11-20-2013h14	L	72- 82
12-23-2014a	L	61- 75

n1-O'Reilly Auto Parts Puerto Rico Tip-Off, San Juan, P.R.

Delaware State (4-0)

Home: 4-0, Away: 0-0, Neutral: 0-0

12-6-199722/23h10	W	84- 63
11-14-2011h14	W	70- 52	
11-11-2013h15	W	68- 50	
12-20-2020h15	W	74- 64	

DePaul (2-2)

Home: 1-0, Away: 0-2, Neutral: 1-0

2-2-1979a	L	71- 77	
2-22-19874/5a	L	67- 84
2-6-1988h10	W	71- 70	
3-15-199124/nrn1	W	87- 70

n1-NCAA Midwest Regional first round (Univ. of Dayton Arena, Dayton, Ohio)

DePauw (1-1)

Home: 1-0, Away: 0-1, Neutral: 0-0

12-28-1926a	L	28- 61
12-13-1977h10	W	94- 54

Detroit (1-1)

Home: 0-0, Away: 0-1, Neutral: 1-0

1-2-1947a	L	39- 48
12-28-1957n1	W	70- 66

n1-Motor City Classic (Detroit, Mich.)

Dixie Portland (1-0)

Home: 1-0, Away: 0-0, Neutral: 0-0

12-30-1926h7	W	19- 18
------------	---------	---	--------

Dixie Stars (1-0)

Home: 0-0, Away: 1-0, Neutral: 0-0

12-28-1928a	W	53- 26
------------	--------	---	--------

Duke (25-78)

Home: 17-30, Away: 5-39, Neutral: 3-9

All Home Games: 17-30
 At McComish Pavilion: 2-5
 At Alexander Memorial Coliseum: 13-21
 At The Omni: 1-0
 At Phillips Arena: 0-1
 In Atlanta: 18-31
 All Road Games: 5-39
 At Cameron Indoor Stadium: 5-39
 As ACC members: 21-66
 In the ACC Tournament: 3-7
 All Neutral Games: 3-9
 As SC members: 0-1
 Under Whack Hyder: 2-3
 Under Dwane Morrison: 0-7
 Under Bobby Cremins: 16-29
 Under Paul Hewitt: 3-19
 Under Brian Gregory: 0-6
 Under Josh Pastner: 1-7
 Under Damon Stoudamire: 1-1
 vs. Mike Krzyzewski: 20-62
 vs. Jon Scheyer: 1-2
 Longest Winning Streak: 2 games (5 times)
 Longest Losing Streak: 15 games (1997-2004)
 Most Points Scored: 91 on 2-28-1988, 1-11-1990
 Fewest Points Scored: 17 on 2-15-1922
 Most Points Allowed: 110 on 1-4-2017
 Fewest Points Allowed: 16 on 2-15-1922
 Largest Margin of Victory: 11, three times
 Largest Margin of Defeat: 53 on 1-4-2017

- Tech and Duke split their regular-season series in 2023-24, the Yellow Jackets winning 72-68 in Atlanta and the Blue Devils answering with an 84-79 decision in Durham.
- Duke has won 17 of the last 19 games in the series. The Yellow Jackets earned an 81-77 overtime victory on March 3 2021 in Atlanta, snapping a 14-game losing streak in the series that dated back to 2010.
- Since 2010, Georgia Tech and Duke have met home-and-away just three times - in 2013-14, 2019-20 and 2023-24.

- Tech has swept the Blue Devils only twice in the team's ACC history, in the 1986-87 season and again in 1995-96.
- The Blue Devils won 11 of the last 13 meetings at Alexander Memorial Coliseum and won 21 of 34 games over Tech in games played on the Jackets' former home court, as well as a 31-18 mark in games played in Atlanta. Duke is 5-2 at McComish Pavilion.
- Duke leads the overall series 78-25, and is 66-21 against Tech since the Jackets joined the ACC.
- Tech's four wins over Duke since 2000, not counting this season's victory, were by Yellow Jacket teams that made the NCAA Tournament (2004, 2007, 2010 and 2021).
- Tech's best stretch of the series occurred between 1982 and 1989, with 10 wins in 17 meetings. Tech has never won more than two in a row.
- Tech is 1-2 vs. current Duke coach Jon Scheyer, and 1-1 under its head coach Damon Stoudamire.
- Tech has won just five of 44 games played at Cameron Indoor Stadium, the first four coming in (1959, 1984, 1987 and 1996). Tech's last win occurred on Mar. 3, 2004 in a 76-68 victory, which snapped a 41-game homecourt winning streak for the Blue Devils and helped propel the Jackets to the Final Four.
- Tech is 3-7 against the Blue Devils in ACC Tournament encounters. Tech defeated Duke on the way to each of its three tournament titles, including semifinal victories in 1985 and 1990 and a first-round triumph in 1993. The Blue Devils have defeated Tech three times in championship games (1986, 2005, 2010).

All-Time Series Results

2-15-1922h5	W	17- 16		
3-1-1930n1	L	37- 44		
2-13-1940h9	W	41- 35		
1-18-1946h9	L	39- 54		
2-12-1946a	L	51- 73		
2-15-1947h9	L	54- 64		
2-16-1948h9	L	55- 60		
2-12-1949a	L	42- 53		
12-10-1955a	L	66- 87		
11-30-1956h10	L	61- 71		
12-1-1959a	W	59- 49		
12-19-196015/128/13h	48- 61	
1-27-1973h10	W	88- 86		
2-16-1974a	L	60- 70		
2-22-1975a	L	86- 107		
1-9-1976h10	L	71- 91		
1-7-19801/1a	L	42- 55	
1-21-19805/5h10	L	49- 56	
2-4-1981h10	L	68- 82		
2-21-1981a	L	56- 83		
2-3-1982a	L	46- 47		
2-20-1982h10	W	87- 78		
2-9-1983h10	W	67- 66		
2-26-1983a	L	81- 106		
1-30-1984h10	L	68- 69		
2-25-198414/19a	W	58- 56	
3-9-198416/nrn2	L	63- 67	
2-6-198510/75/5h10	W	81- 71
2-23-19858/96/5a	L	62- 67
3-9-19859/117/9n3	W	75- 64
1-21-19864/32/2h10	W	87- 80
2-9-19862/24/2a	L	59- 75
3-9-19866/61/1n2	L	67- 68
1-29-198713/11h10	W	75- 66	
2-21-198717/18a	W	79- 72	
2-3-19884/5a	L	65- 78	
2-28-198820/165/5h10	W	91- 87
2-2-198912/10h10	W	81- 76	
2-20-198911/12a	L	66- 91	
1-11-19909/910/11h10	L	91- 96
1-28-199013/118/7a	L	86- 88
3-10-199014/1312/12n4	W	83- 72
1-9-199124/2114/11a	L	57- 98
1-30-199123/227/7h10	L	75- 77
1-11-199214/151/1a	L	84- 97
2-12-1992nr/241/1h10	L	62- 71
3-14-19921/1n4	L	76- 89	
1-10-199310/111/1h10	W	80- 79
2-10-1993nr/243/3a	L	73- 63
3-12-19938/8n4	W	69- 66	
1-8-199412/133/3a	L	71- 88
2-8-19942/2h10	L	63- 66	
12-30-199417/167/7n5	L	69- 76
1-7-199524/2011/9h10	W	75- 68
2-9-199518/15a	L	70- 77	
1-7-199619/20a	W	86- 81	
2-7-1996 (ot)h10	W	73- 71		
1-5-199713/11h	L	56- 66	
2-2-199712/11a	L	61- 70	
2-1-19981/1a	L	69- 90	
2-25-19981/1h	L	53- 76	
1-6-19992/2a	L	58- 99	
2-6-19992/2h	L	79- 87	
1-12-20006/7a	L	52- 87	
2-12-20003/3h	L	65- 84	

1-20-20012/2h	L	77- 98	
2-21-20014/4a	L	54- 98	
1-10-20022/1a	L	79-104	
2-9-20021/1h	L	63- 95	
1-25-20033/3a	L	71- 91	
2-26-20036/5h	L	58- 77	
1-31-200414/161/1h	82- 74	
3-3-200419/223/3a	W	76- 68
3-13-200414/185/4n2	L	71- 85
2-5-200525/234/6a	L	65- 82
2-23-20057/10h	L	56- 60	
3-13-20056/6n6	L	64- 69	
2-22-20061/1h	L	66- 73	
1-10-200711/11h	W	74- 63	
2-18-2007a	L	62- 71		
2-27-20087/6a	L	58- 71	
3-14-20087/7n7	L	70- 82	
1-14-20093/2h	L	56- 70	
1-9-201020/175/5h	W	71- 67
2-4-201021/1910/9a	L	67- 86
3-14-20104/4n2	L	61- 65	
2-20-20115/5a	L	57- 79	
1-7-20125/3h13	L	74- 81	
1-17-20133/3a	L	57- 73	
1-7-201416/13a	L	57- 79	
2-18-20145/6h15	L	51- 68	
2-4-20154/5a	L	66- 72	
2-2-2016h15	L	71- 80		
1-4-20178/8a	L	57-110	
2-11-20189/8h15	L	69- 80	
1-26-20192/2a	L	53- 66	
1-8-20202/2h15	L	64- 73	
1-26-2020a	L	68- 75		
3-2-2021 (ot)h15	W	81- 77		
1-4-20222/2a	L	57- 69	
1-29-2023nr/25h15	L	43- 86	
12-2-20237/7h15	W	72- 68	
1-13-202411/11a	L	79- 84	

Known as Trinity College until 1924
n1-SIC Tournament (City Auditorium, Atlanta, Ga.); n2-ACC Tournament (Greensboro [N.C.] Coliseum); n3-ACC Tournament (The Omni, Atlanta, Ga.); n4-ACC Tournament (Charlotte [N.C.] Coliseum); n5-Rainbow Classic (Special Events Center, Honolulu, Hawaii); n6-ACC Tournament (MCI Center, Washington, D.C.); n7-ACC Tournament (Bobscats Arena, Charlotte, N.C.)

Duquesne (2-0)

Home: 1-0, Away: 0-0, Neutral: 1-0

3-17-1970n1	W	78- 68
12-29-2015h14	W	73- 67

n1-NIT first round (Madison Square Garden, New York, N.Y.)

EA Sports All-Stars (1-0)

Home: 1-0, Away: 0-0, Neutral: 0-0

11-12-2001 (exh)h10	W	112- 85
------------------	----------	---	---------

East Carolina (4-1)

Home: 3-1, Away: 1-0, Neutral: 0-0

1-27-1979 (ot)h10	L	64- 66
2-17-1979a	W	82- 68
1-4-1989h10	W	92- 69
12-3-1994h10	W	100- 74
11-16-2018h15	W	79- 54

East Tennessee State (4-2)

Home: 3-1, Away: 0-1, Neutral: 1-0

1-13-1976h	W	79- 54
12-18-1976h	W	62- 54
12-16-1978a	L	76- 86
3-15-1990n1	W	99- 83
12-7-2013h15	W	87- 57
11-22-2015h15	L	68- 69

n1-NCAA Southeast Regional first round (Thompson-Boling Arena, Knoxville, Tenn.)

Eastern Illinois (1-0)

Home: 0-0, Away: 0-0, Neutral: 1-0

11-22-2001n1	W	70- 65
------------	---------	---	--------

n1-Las Vegas Invitational (Valley High School, Las Vegas, Nev.)

Elon (4-0)

Home: 4-0, Away: 0-0, Neutral: 0-0

1-22-2003h10	W	66- 47	
11-21-2005h10	W	81- 69	
11-10-200623/21h10	W	83- 49
11-11-2015h15	W	64- 41	

Evansville (0-1)

Home: 0-0, Away: 0-1, Neutral: 0-0

12-23-1926a	L	36- 38
------------	--------	---	--------

Flagler (3-0)

Home: 3-0, Away: 0-0, Neutral: 0-0

12-1-1980h10	W	87- 59
1-13-1982h10	W	79- 71
12-12-1983h10	W	95- 52

Florida (27-20)

Home: 17-5, Away: 7-12, Neutral: 3-3

2-3-1923h4	W	52- 20
1-7-1929h7	W	36- 19
1-8-1929h7	W	33- 26
2-24-1929n1	W	50- 24
1-14-1931a	L	31- 39
1-20-1931h7	W	32- 23
2-27-1931n1	L	48- 53
1-9-1932a	W	41- 32
2-17-1932h4	W	38- 23
1-4-1936a	L	25- 36
2-17-1936h8	W	39- 22
1-13-1937a	W	35- 25
2-15-1937h8	W	43- 37
2-17-1938h8	W	54- 40
2-4-1939 (ot)a	L	29- 33
1-15-1940h9	L	40- 45
2-1-1946h9	W	64- 53
2-23-1946a	W	58- 50
2-13-1948h9	W	65- 42
2-28-1948a	W	63- 55

SERIES HISTORY VS. ALL OPPONENTS

Florida State (34-46!)

Home: 20-171, Away: 11-26, Neutral: 3-3

All Home Games: 20-171
At McCamish Pavilion: 4-3!
At Alexander Memorial Coliseum: 16-14
At Georgia Dome: 0-1
In Atlanta: 20-18!
All Road Games: 11-26
At Tucker Center: 8-19
As ACC members: 24-32!
In the ACC Tournament: 2-2
All Neutral Games: 3-3
As Metro Conference members: 1-3
Under Whack Hyder: 8-10
Under Dwane Morrison: 2-4
Under Bobby Cremins: 8-11
Under Paul Hewitt: 9-10
Under Brian Gregory: 1-4
Under Josh Pastner: 5-6!
Under Damon Stoudamire: 1-1
Vs. Leonard Hamilton: 14-20 (13-20! at FSU)
Longest Winning Streak: 5 games (1995-97)
Longest Losing Streak: 10 games (2007-15)
Most Points Scored: 111 on 2-11-1999
Fewest Points Scored: 47 on 2-16-19
Most Points Allowed: 108 on 2-19-72, 2-11-1999
Fewest Points Allowed: 55 on 1-19-1963
Largest Margin of Victory: 31 on 1-30-2002
Largest Margin of Defeat: 58 on 2-19-1972

Tech victory on Jan. 25, 2017 vacated by the NCAA Committee on Infractions

- Georgia Tech has won five of the last seven games in the series. The teams split their regular-season series in 2023-24, each team winning on its home court.
- The Seminoles have won 17 of the last 24 meetings in the series and hold a 46-34 advantage all-time.
- Since FSU joined the ACC, Tech is 24-32 against the Seminoles. Florida State won the first six in a row, Tech followed by winning five straight, and is 19-26 against the Seminoles since then.
- In those 56 games, 23 have been decided by four points or less, 35 by fewer than 10 points. One of those games went to double-overtime, which the Yellow Jackets won 111-108 on Feb. 11, 1999 in Tallahassee.
- Tech is 20-18 against the Seminoles in Atlanta (including an ACC Tournament loss), 4-3 at McCamish Pavilion.
- Tech is 13-20 against Seminoles teams led by head coach Leonard Hamilton. Tech is 14-20 against Hamilton overall, with a victory over his Miami team in December of 1997.
- Tech is 11-26 in games played in Tallahassee, including an 8-19 mark at the Donald L. Tucker Civic Center, formerly known as the Tallahassee-Leon County Civic Center. The Jackets have lost the last six meetings in Tallahassee.
- Tech and Florida State were both members of the old Metro Conference from 1976-78, and the Seminoles won three of those four meetings.
- Florida State and Tech have split four ACC Tournament meetings, with Tech defeating the Seminoles, 80-75, in the championship game of the 2021 tournament. The four games have been decided by a total of nine points.

All-Time Series Results

1-19-1963.....7/6.....h10 W	70- 55
2-15-1964 (ot).....h10 W	77- 73
1-20-1965.....a L	65- 72
2-15-1965.....h10 W	77- 76
1-31-1966.....a L	66- 71
2-14-1966.....h10 W	95- 88
1-28-1967.....a W	75- 68
2-25-1967.....h10 W	102- 84
1-20-1968.....h10 L	57- 73
2-24-1968.....a L	67- 72
2-18-1969.....a W	84- 76
2-22-1969.....h10 L	80- 98
1-24-1970.....18/NR.....h10 L	83- 89
2-21-1970.....8/11.....a L	80- 97
1-23-1971.....a W	85- 67
2-8-1971.....h10 L	76- 81
1-22-1972.....h L	69- 71
2-19-1972.....14/11.....a L	50-108
3-3-1977.....n1 W	72- 67
2-21-1978.....12/10.....a L	72- 78
2-25-1978.....12/10.....h10 L	82- 85
3-3-1978.....nr/18.....11/11.....n2 L	69- 71
1-23-1979.....a L	73- 79
2-10-1979.....h10 W	75- 72
1-23-1992.....18/17.....h10 L	79- 83
2-15-1992.....23/21.....a L	67- 80
1-31-1993.....18/17.....19/20.....a L	77- 96
3-4-1993.....11/11.....h10 L	82- 83
1-29-1994.....21/19.....h10 L	73- 74
3-2-1994.....a L	68- 71

1-29-1995.....21/21.....a W	81- 68
3-2-1995.....h10 W	69- 67
1-27-1996.....h10 W	79- 58
2-28-1996.....18/20.....a W	83- 68
1-15-1997.....h10 W	71- 58
2-9-1997.....a L	62- 64
1-18-1998.....17/16.....h L	67- 70
2-18-1998.....a W	72- 59
1-11-1999.....h10 L	56- 75
2-11-1999 (2ot).....a W	111-108
1-19-2000.....h10 W	65- 62
2-21-2000.....a L	54- 64
3-9-2000.....n3 L	62- 63
1-27-2001.....h10 W	77- 68
2-28-2001.....a L	59- 69
1-30-2002.....h10 W	77- 46
3-2-2002.....a W	86- 78
1-14-2003.....h10 W	81- 74
2-15-2003.....a L	64- 71
2-3-2004.....15/16.....a L	65- 81
3-6-2004.....19/22.....h10 W	63- 60
2-2-2005.....25/23.....h10 W	64- 61
2-20-2005.....a W	76- 75
2-9-2006.....a L	79- 80
1-13-2007.....h10 W	88- 80
2-13-2007.....a W	63- 57
12-30-2007.....h10 L	64- 66
2-5-2009.....a L	58- 62
3-13-2009.....22/22.....n4 L	62- 64
12-20-2009 (ot) 22/15.....h10 L	59- 66
1-24-2010.....19/18.....a L	66- 68
2-10-2011.....h10 L	63- 72
2-1-2012.....21/24.....a L	54- 68
2-5-2013.....h15 L	54- 56
3-2-2014.....a L	71- 81
2-14-2015.....h15 L	53- 57
2-17-2016.....a W	86- 80
1-25-2017.....6/6.....h15 W	78- 56
1-24-2018.....a L	77- 88
2-2-2019.....25/rv.....a L	49- 59
2-16-2019.....17/19.....h15 L	47- 69
12-31-2019.....18/18.....a L	58- 70
12-15-2020.....15/15.....a L	61- 74
1-30-2021.....16/16.....h15 W	76- 65
3-13-2021.....16/16.....n5 W	80- 75
1-26-2022.....h15 W	75- 61
1-7-2023.....a L	64- 75
3-7-2023.....n5 W	61- 60
1-3-2024.....a L	71- 82
3-2-2024.....h15 W	85- 76

n1-Metro Tournament (Mid-South Coliseum, Memphis, Tenn.); n2-Metro Tournament (Riverfront Coliseum, Cincinnati, Ohio); n3-ACC Tournament (Charlotte [N.C.] Coliseum); n4-ACC Tournament (Georgia Dome, Atlanta, Ga.); n5-ACC Tournament (Greensboro Coliseum, Greensboro, N.C.)

Florida Tech (2-0)

Home: 2-0, Away: 0-0, Neutral: 0-0

11-3-2018 (exh).....h15 W 87- 36
2-18-2023.....h15 W 87- 36

Fordham (3-1)

Home: 2-0, Away: 0-1, Neutral: 1-0

2-15-1990.....13/11.....n1 W 83- 78
2-18-1990.....20/20.....h10 W 92- 72
12-29-2011.....a L 66- 72
12-29-2012.....h15 W 73- 48
n1-Madison Square Garden (New York, N.Y.)

Fort Benning (5-0)

Home: 3-0, Away: 2-0, Neutral: 0-0

2-10-1922.....a W 24- 23
1-3-1932.....a W 42- 21
1-27-1937.....h10 W 70- 26
1-24-1942.....h10 W 53- 44
2-2-1943.....h10 W 65- 40

Fort McPherson (1-0)

Home: 0-0, Away: 1-0, Neutral: 0-0

1-13-1925 (2ot).....a W 28- 26

Francis Marion (2-0)

Home: 2-0, Away: 0-0, Neutral: 0-0

2-10-1982.....h10 W 79- 54
1-26-1983.....h10 W 88- 76

Franklin & Marshall (1-0)

Home: 0-0, Away: 1-0, Neutral: 0-0

1-4-1930.....a W 51- 36

Furman (23-6)

Home: 14-2, Away: 9-4, Neutral: 0-0

1-21-1921.....h4 W 44- 24
1-12-1924.....a L 37- 42
12-15-1947.....h9 L 53- 54
1-13-1948.....a W 65- 64
12-18-1948.....h9 W 64- 49
12-10-1949.....h9 W 87- 56
12-9-1950.....h10 W 87- 50
1-31-1953.....a L 93-111
2-11-1954.....h9 L 67-114
1-13-1955.....a L 95-111
1-18-1956.....a W 85- 75
12-6-1956.....h10 W 93- 74
1-2-1958.....h10 W 74- 64
12-13-1958.....a W 82- 77
12-3-1959.....h10 W 91- 63
12-3-1960.....h10 W 80- 54
12-29-1961.....a1 W 72- 65
12-3-1962 (ot).....a W 80- 79
12-4-1963.....h10 W 92- 69
1-9-1965.....a W 96- 85
2-8-1966.....h10 W 110- 68
1-10-1967 (ot).....a L 68- 69
1-17-1968.....h10 W 68- 61
1-28-1969.....a W 72- 63
1-15-1970.....h10 W 88- 61
2-27-1971.....a W 81- 66
12-22-1971.....h10 W 108- 91
12-29-1975.....a1 W 98- 81
12-19-1994.....h W 94- 73
a1-Poinsettia Tournament (Greenville, S.C.)

Gardner-Webb (1-1)

Home: 1-1, Away: 0-0, Neutral: 0-0

12-1-2002.....h10 W 75- 53
12-17-2018.....h15 L 69- 79

George Mason (1-0)

Home: 0-0, Away: 0-0, Neutral: 1-0

11-20-2009.....n1 W 70- 62
n1-O'Reilly Auto Parts Puerto Rico Tip-Off, San Juan, P.R.

George Washington (3-0)

Home: 1-0, Away: 1-0, Neutral: 1-0

1-2-1988.....h10 W 86- 57
12-3-1988.....a W 94- 64
3-18-2005.....25/25.....n1 W 80- 68
n1-NCAA Tournament first round (Gaylord Entertainment Center, Nashville, Tenn.)

Georgetown (2-4)

Home: 2-0, Away: 0-1, Neutral: 0-3

2-15-1921.....a L 14- 37
1-1-1955.....n1 L 62- 68
12-21-1963.....h10 W 96- 71
3-23-1985.....6/6.....1/1.....n2 L 54- 60
11-22-1995.....25/20.....4/4.....n3 L 72- 94
3-16-1998 (ot).....h10 W 80- 79
n1-Queen City Tournament (Buffalo, N.Y.); n2-NCAA East Regional final (Providence [R.I.] Civic Center); n3-Preseason NIT semifinals (Madison Square Garden, New York, N.Y.); *NIT second round

Georgia (107-92)

Home: 63-27, Away: 31-55, Neutral: 13-10

All Home Games: 63-27
At Alexander Memorial Coliseum: 31-9
At McCamish Pavilion: 3-2
At Other Home Courts: 29-16
In Athens: 31-55
At Stegeman Coliseum: 6-29
All Neutral Games: 13-10
At The Omni: 8-6
In Atlanta: 70-34
As SEC members: 55-29
As SLC members: 11-11
Under Whack Hyder: 38-21
Under Dwane Morrison: 6-10
Under Bobby Cremins: 10-10
Under Paul Hewitt: 4-7
Under Brian Gregory: 4-1
Under Josh Pastner: 2-4
Under Damon Stoudamire: 0-1
Vs. Mark Fox: 4-5
Vs. Tom Crean: 1-2
Vs. Mike White: 1-1

Longest Winning Streak: 10 games (1958-61)
Longest Losing Streak: 7 games (1909-21, 1980-84)
Most Points Scored: 112 on 12-19-1990
Fewest Points Scored: 8 on 2-14-1914
Most Points Allowed: 105 on 12-19-1990
Fewest Points Allowed: 11 on 3-17-1906
Largest Margin of Victory: 38 on 12-5-2004
Largest Margin of Defeat: 69 on 1-22-1909

- Georgia Tech leads the overall series 107-92 and has played the Bulldogs more than any other opponent in its basketball history.
- Tech dropped a 76-62 decision to the Bulldogs in last year's meeting on Dec. 5 in Athens, ending a two-game winning streak in the series.
- Georgia had won five straight games before that, and Tech the four meetings in a row before that.
- The series has been played alternately on the respective schools' campuses since the 1995-96 season. Georgia holds an 16-12 lead over that period. The teams' scheduled meeting in the 2020-21 season was cancelled due to COVID-19, wiping out a Tech home game in the series.
- In the 28 on-campus meetings since 1995, Georgia has won four times in Atlanta, twice at McCamish Pavilion, and Tech has won three times in Athens.
- The longest winning streak for either team in the series was a 10-game run for Tech from December of 1958 to February of 1961. That included three wins in a row in Athens.
- Before the December, 1995 meeting in Athens that marked the return to on-campus play, the teams played 14 straight years at the Omni in downtown Atlanta, which was located on the site of the current Philips Arena. Tech went 8-6 against the Bulldogs in the facility, including eight of the last 10 before the neutral series ended. The teams have played on neutral sites other than the SEC or Southern Intercollegiate Championships only one other time, that coming at the 1960 Gator Bowl Tournament in Jacksonville, Fla.
- Tech is 0-1 against Georgia under head coach Damon Stoudamire, and 1-1 against current Bulldogs leader Mike White.
- Tech and Georgia were both charter members of the Southeastern Conference, and the Yellow Jackets went 55-29 against the Bulldogs in the SEC before leaving the conference after the 1963-64 season.
- Tech is 37-35 against Georgia since leaving the SEC.

All-Time Series Results

3-10-1906.....a W	27- 13
3-17-1906 (ot).....h1 W	13- 11
1-22-1909.....a L	9- 78
1-29-1909.....h2 L	13- 69
2-15-1913.....a L	12- 71
2-28-1913.....h3 L	20- 35
2-14-1914.....a L	8- 58
2-26-1914.....h3 L	24- 29
2-27-1921.....n1 L	21- 26
2-28-1923.....n1 W	27- 22
1-31-1925.....h7 W	30- 25
2-21-1925.....a L	24- 34
1-8-1926.....h7 W	35- 30
1-30-1926.....a L	29- 33
2-20-1926.....h4 L	19- 34
1-15-1927 (ot).....a W	36- 35
1-29-1927.....h4 W	33- 27
2-19-1927.....a W	36- 25
1-14-1928.....h7 L	30- 33
1-28-1928.....a W	36- 35
2-18-1928.....h4 W	28- 26
1-26-1929.....h4 W	38- 37
2-25-1929.....a L	25- 27
1-18-1930.....h7 L	23- 26
1-25-1930.....h4 L	23- 25
2-22-1930.....h4 L	31- 35
1-17-1931.....a L	30- 39
1-31-1931.....h7 W	37- 19
2-14-1931.....a L	15- 44
1-30-1932.....h4 W	30- 20
2-6-1932.....a L	15- 25
2-20-1932.....h4 W	25- 22
1-14-1933.....a L	25- 30
1-28-1933.....h4 W	26- 16
2-18-1933.....a W	32- 30
1-13-1934.....a W	33- 25
1-27-1934.....h4 L	33- 37
2-17-1934.....h4 L	27- 28
3-2-1934.....n2 L	19- 33
1-19-1935.....a L	23- 33
2-2-1935.....h4 W	32- 27
2-23-1935 (ot).....a W	49- 39
2-1-1936.....h8 W	29- 21
2-22-1936.....a W	24- 22
1-30-1937.....a W	34- 20
2-20-1937.....h8 W	42- 22
1-29-1938.....h8 W	51- 28

SERIES HISTORY VS. ALL OPPONENTS

2-19-1938.....a	W	29- 27
1-28-1939.....a	L	26- 32
2-18-1939.....h9	L	29- 41
1-27-1940.....h9	L	31- 46
2-17-1940.....a	L	31- 40
2-7-1941.....a	L	26- 31
2-20-1941.....h9	W	52- 44
2-19-1942.....h9	W	49- 29
2-21-1942.....a	L	37- 38
2-18-1943.....a	W	58- 31
2-20-1943.....h9	W	39- 20
2-12-1944.....a	W	42- 39
2-19-1944.....h9	W	71- 44
2-9-1945.....h9	W	70- 38
2-24-1945.....a	W	69- 42
3-1-1945.....n3	W	68- 49
2-6-1946.....a	L	40- 50
2-15-1946.....h9	L	43- 46
2-28-1946.....n3	L	30- 36
2-4-1947.....a	W	51- 44
2-19-1947.....h9	W	70- 46
2-4-1948.....a	W	68- 58
2-12-1948.....a	W	73- 64
2-18-1948.....a	L	58- 65
3-5-1948.....n3	W	60- 57
1-26-1949 (ot).....h9	L	60- 74
2-2-1949.....a	W	56- 49
2-16-1949.....h9	W	60- 58
1-25-1950.....a	L	55- 67
2-1-1950.....h9	W	56- 51
2-15-1950 (ot).....a	L	72- 73
1-9-1951.....h9	W	56- 50
1-20-1951.....a	L	66- 77
2-7-1951.....h9	L	53- 54
2-6-1952.....a	L	64- 72
2-23-1952.....h9	W	79- 73
12-30-1952.....n4	W	71- 54
1-6-1953.....a	L	57- 70
2-4-1953.....h9	W	78- 73
12-28-1953.....n4	L	64- 66
2-17-1954.....a	L	61- 69
2-27-1954.....h9	W	80- 63
1-24-1955.....a	L	66- 70
2-17-1955.....h9	W	75- 54
2-26-1955 (2ot).....h9	L	66- 67
12-17-1955.....h9	W	75- 62
2-16-1956 (ot).....a	W	72- 68
2-25-1956.....a	W	81- 72
12-18-1956.....h10	W	80- 58
2-14-1957.....a	W	67- 65
2-23-1957.....h10	W	74- 60
12-19-1957 (ot).....h10	L	68- 69
1-20-1958.....h10	W	72- 59
2-22-1958.....a	L	59- 62
12-11-1958.....h10	W	73- 66
1-7-1959.....a	W	66- 62
2-21-1959.....h10	W	82- 62
12-31-1959.....10/17.....h10	W	83- 65
1-13-1960.....6/6.....h10	W	80- 64
2-20-1960.....6/8.....a	W	69- 68
12-1-1960.....h10	W	74- 56
12-29-1960.....n4	W	54- 51
1-11-1961 (ot).....a	W	89- 80
2-25-1961.....h10	W	83- 71
12-9-1961.....h10	L	67- 70
1-11-1962.....h10	W	68- 62
2-24-1962.....a	L	61- 68
1-9-1963.....7/7.....a	W	72- 70
2-23-1963 (ot).....nr/10.....h10	W	66- 58
12-2-1963.....h10	W	73- 65
1-21-1964.....h10	W	71- 55
2-22-1964.....a	L	68- 81
12-19-1964.....a	L	66- 79
2-9-1965.....h10	W	73- 62
2-20-1965.....a	L	66- 91
12-9-1965.....h10	L	65- 76
1-19-1966.....h10	W	89- 56
2-26-1966.....a	L	61- 67
12-7-1966.....a	L	87- 89
1-21-1967.....h10	W	79- 53
2-15-1967.....a	W	87- 79
12-7-1967.....h10	W	86- 78
2-15-1968.....a	L	76- 89
12-5-1968.....a	L	74- 84
2-13-1969.....h10	W	73- 66
12-3-1969.....h10	W	92- 80
2-4-1970.....a	L	69- 74
12-4-1971.....a	W	97- 88
2-3-1971.....h10	W	90- 77
2-2-1972.....h10	W	82- 78
3-7-1972.....a	L	78- 93
1-31-1973.....a	L	78- 87
3-6-1973.....h10	W	77- 67
1-16-1974.....h10	L	66- 75

3-7-1974 (ot).....a	W	97- 95
11-29-1975.....a	L	67- 86
3-5-1975.....h10	L	73- 77
11-28-1975.....h10	W	59- 57
1-6-1976.....a	L	63- 69
11-26-1976.....a	W	64- 43
1-27-1977.....h10	L	51- 60
11-25-1977.....h10	W	75- 58
1-11-1978.....a	L	64- 68
12-1-1978.....h10	W	75- 51
2-13-1979.....a	L	55- 56
12-15-1979.....a	L	59- 66
2-18-1980.....h10	W	40- 38
12-6-1980.....h10	L	38- 55
12-30-1980.....a	L	51- 65
12-4-1981.....a	L	61- 62
12-28-1981.....n5	L	42- 53
12-4-1982.....n5	L	67- 82
12-2-1983.....13/na.....n5	L	62- 64
12-11-1984.....12/14.....n5	L	59- 60
12-7-1985.....5/4.....n5	W	89- 65
12-3-1986.....15/nr.....n5	W	72- 66
12-5-1987.....n5	W	78- 77
12-17-1988.....11/11.....n5	L	69- 80
12-16-1989.....15/16.....n5	W	92- 89
12-19-1990 (3ot).....17/13.....n5	W	112-105
12-18-1991.....13/13.....n5	L	65- 66
12-16-1992.....17/16.....n5	W	75- 67
12-15-1993.....14/14.....n5	W	72- 69
12-14-1994.....14/13.....n5	W	86- 78
12-13-1995.....19/20.....a	L	70- 94
12-3-1996.....h10	W	62- 61
12-23-1997.....nr/23.....a	L	71- 77
12-13-1998 (ot).....h10	W	84- 79
12-8-1999.....a	L	68- 70
12-6-2000.....h10	L	70- 75
12-9-2001.....a	L	82- 95
11-27-2002.....17/18.....h10	W	83- 77
1-3-2004 (2ot).....4/4.....a	L	80- 83
12-5-2004.....4/4.....h10	W	87- 49
12-7-2005.....a	L	75- 91
12-22-2006.....h10	W	78- 69
1-9-2008.....a	L	72- 79
1-6-2009.....h10	W	67- 62
1-5-2010.....20/17.....a	L	66- 73
12-7-2010.....h10	L	72- 73
12-7-2011.....a	W	68- 56
12-4-2012.....h15	W	62- 54
11-15-2013.....a	W	80- 71
11-14-2014.....h15	W	80- 73
12-19-2015.....a	L	61- 65
12-20-2016.....h15	L	43- 60
12-19-2017.....a	L	59- 80
12-22-2018.....h15	L	59- 70
11-20-2019.....a	L	78- 82
11-19-2021.....a	W	88- 78
12-6-2022.....h15	W	79- 77
12-5-2023.....a	L	62- 76

Georgia Medical College (2-0)

Home: 1-0, Away: 1-0, Neutral: 0-0

1-15-1944.....h9	W	68- 28
2-6-1944.....a	W	68- 45

Georgia Pre-Flight (2-2)

Home: 2-0, Away: 0-2, Neutral: 0-0

1-21-1944.....h9	W	34- 18
1-28-1944.....a	L	34- 43
1-10-1945.....h9	W	41- 36
1-17-1945.....a	L	36- 52

Georgia Southern (5-2)

Home: 4-1, Away: 1-0, Neutral: 0-1

12-29-1953.....n1	L	80-101
12-1-1958.....h10	L	64- 72
2-13-1960.....6/8.....h10	W	66- 53
2-13-1982.....a	W	55- 40
1-28-1998.....h10	W	77- 45
11-26-2021.....h15	W	61- 59
11-6-2023.....h15	W	84- 62

Formerly Georgia Teachers College
n1-Gator Bowl Tournament (Jacksonville, Fla.)

Georgia State (19-4)

Home: 17-3, Away: 2-1, Neutral: 0-0

2-17-1970.....h10	W	101- 62
3-10-1973.....a1	L	73- 77
2-2-1974.....h10	W	73- 61
12-13-1974.....h10	W	80- 74
1-21-1976.....h10	L	62- 69
1-10-1977.....h10	W	74- 54
12-3-1977.....h10	W	82- 55
2-27-1982.....h10	W	74- 73
1-19-1983.....h10	W	64- 60
2-3-1987.....h10	W	98- 74
1-12-1988.....h10	W	111- 82
1-10-1989.....19/16.....h10	W	121- 86
11-24-1989.....21/19.....h10	W	108- 83
12-14-1991.....13/13.....h10	W	90- 72
12-12-1992.....13/15.....h10	W	102- 79
12-4-1993.....16/17.....h10	W	95- 65
11-16-2006.....23/21.....h10	W	103- 74
12-5-2007.....a1	W	72- 67
12-17-2008.....h10	W	84- 64
10-28-2017 (ext).....h15	L	58- 65
11-25-2020 (4 ot).....h15	L	120-123
12-21-2021 (ot).....h15	W	72- 62
11-12-2022.....a2	W	59- 57

a1-GSU Sports Arena; a2-GSU Convocation Center

Gonzaga (0-1)

Home: 0-0, Away: 0-0, Neutral: 0-1

12-18-2004.....3/3.....22/v.....n1	L	73- 85
------------------------------------	---	--------

n1-Las Vegas Showdown (Thomas & Mack Center, Las Vegas, Nev.)

Grambling State (1-1)

Home: 0-1, Away: 0-0, Neutral: 1-0

11-24-1999.....n1	W	100- 88
12-1-2017.....h15	L	63- 64

n1-Great Alaska Shootout (Sullivan Arena, Anchorage, Alaska)

Grayson Athletic Club (1-0)

Home: 1-0, Away: 0-0, Neutral: 0-0

1-27-1932.....h4	W	52- 27
------------------	---	--------

Green Bay (1-0)

Home: 1-0, Away: 0-0, Neutral: 0-0

11-19-2015.....h15	W	107- 77
--------------------	---	---------

Hamline (0-1)

Home: 0-0, Away: 0-0, Neutral: 0-1

12-31-1947.....n1	L	35- 52
-------------------	---	--------

n1-All-College Tournament (Oklahoma City, Okla.)

Harvard (1-0)

Home: 1-0, Away: 0-0, Neutral: 0-0

12-28-2000.....h10	W	90- 59
--------------------	---	--------

University of Havana (1-1)

Home: 0-0, Away: 1-1, Neutral: 0-0

12-30-1925 (ext).....a	W	18- 5
1-2-1926 (ext).....a	L	10- 16

Havana Yacht Club (1-1)

Home: 0-0, Away: 1-1, Neutral: 0-0

12-29-1925 (ext).....a	L	28- 29
12-31-1925 (ext/ot).....a	W	31- 25

Hawai'i (4-2)

Home: 2-0, Away: 2-2, Neutral: 0-0

1-25-1969.....h10	W	85- 59
2-19-1971.....a	L	61- 63
2-20-1971.....a	L	62- 91
1-6-1973 (ot).....h10	W	85- 82
12-25-2019.....*a	W	70- 53
12-22-2023.....*a	W	73- 68

*Diamond Head Classic

Hofstra (2-1)

Home: 1-0, Away: 0-0, Neutral: 1-1

12-26-1996.....n1	W	58- 47
12-26-1998.....n1	L	42- 61
11-20-2003.....*h10	W	75- 56

n1-ECAC Holiday Festival (Madison Square Garden, New York, N.Y.); *Preseason NIT second round

Houston (3-1)

Home: 1-0, Away: 0-0, Neutral: 2-1

12-28-1988.....17/17.....n1	W	87- 78
3-19-1992.....n2	W	65- 60
3-16-2016.....*h15	W	81- 62
12-23-2019.....n3	L	59- 70

n1-Rainbow Classic (Blaisdell Center, Honolulu, Hawaii); n2-NCAA Midwest Regional first round (Bradley Center, Milwaukee, Wis.); n3-Diamond Head Classic (Stan Sheriff Center, Honolulu, Hawaii); *Post-season NIT

Howard (2-0)

Home: 2-0, Away: 0-0, Neutral: 0-0

1-2-1991.....24/nr.....h10	W	84- 77
11-9-2023.....h15	W	88- 85

Idaho State (3-1)

Home: 0-0, Away: 0-0, Neutral: 3-1

12-28-1954 (ot).....n1	W	72- 69
12-28-1956.....20/nr.....n2	W	75- 72
12-10-1976.....n3	L	72- 88
12-18-2000.....n4	W	78- 56

n1-Queen City Tournament (Buffalo, N.Y.); n2-All-College Tournament (Oklahoma City, Okla.); n3-Marshall Invitational (Huntington, W.Va.); n4-Stanford Invitational (Stanford, Calif.)

Illinois (2-7)

Home: 1-1, Away: 0-2, Neutral: 1-4

12-30-1966.....n1	L	71- 83
12-28-1967.....n2	L	54- 65
3-21-1985.....6/6.....12/10.....n3	W	61- 53
3-1-1986.....4/3.....h11	L	57- 59
12-29-1988.....17/17.....4/4.....n4	L	75- 80
1-22-1989 (2ot).....nr/20.....a	L	92-102
11-23-2001.....3/2.....n5	L	66-105
11-28-2012.....a	L	62- 75
12-3-2013.....h15	W	67- 64

n1-Bruin Classic (Pauley Pavilion, Los Angeles, Calif.); n2-Chicago Classic (Chicago, Ill.); n3-NCAA East Regional semifinal (Providence [R.I.] Civic Center); n4-Rainbow Classic (Blaisdell Center, Honolulu, Hawaii); n5-Las Vegas Invitational (Valley High School, Las Vegas, Nev.)

Illinois-Chicago (1-2)

Home: 0-2, Away: 1-0, Neutral: 0-0

11-22-2004.....3/3.....a	W	60- 59
11-25-2005.....h10	L	5

SERIES HISTORY VS. ALL OPPONENTS

Iowa State (1-0)

Home: 0-0, Away: 0-0, Neutral: 1-0
3-18-1988.....n1 W 90- 78
n1-NCAA East First Round (Hartford [Conn.] Civic Center)

Islay Dairy (1-0)

Home: 0-0, Away: 1-0, Neutral: 0-0
12-24-1926.....a W 29- 24

Jackson State (2-0)

Home: 2-0, Away: 0-0, Neutral: 0-0
12-1-1987.....h10 W 79- 71
11-13-2006.....23/21.....h10 W 100- 70

Jacksonville (5-5)

Home: 3-2, Away: 1-2, Neutral: 1-1
2-6-1967.....a W 81- 71
1-8-1968.....a L 53- 63
2-12-1968.....h10 W 97- 77
1-6-1969.....h10 L 62- 71
2-8-1969.....a L 67- 73
2-26-1970.....6/6.....h10 L 81- 86
12-27-1980.....n1 L 41- 64
12-21-1985.....7/7.....n1 W 72- 53
12-22-2005.....h10 W 92- 67
11-28-2008.....h10 W 79- 76
n1-Gator Bowl Tournament (Jacksonville, Fla.)

Jacksonville YMCA (1-0)

Home: 0-0, Away: 1-0, Neutral: 0-0
12-31-1923.....a W 32- 31

James Madison (2-0)

Home: 2-0, Away: 0-0, Neutral: 0-0
11-20-1991.....23/24.....h10 W 93- 69
12-15-2004.....3/3.....h10 W 72- 47
*Preseason NIT first round

Kansas (1-5)

Home: 0-2, Away: 0-2, Neutral: 1-1
1-12-1971.....h10 L 71- 84
2-7-1972.....a L 65- 93
11-27-1999.....10/11.....n1 L 70- 84
3-28-2004 (ot).....14/15.....16/14.....n2 W 79- 71
1-1-2005 (ot).....9/9.....2/2.....a L 68- 70
12-18-2007.....3/3.....h10 L 66- 71
n1-Great Alaska Shootout (Sullivan Arena, Anchorage, Alaska);
n2-NCAA St. Louis Regional final (Edward Jones Dome, St. Louis, Mo.)

Kennesaw State (4-1)

Home: 4-0, Away: 0-1, Neutral: 0-0
11-6-2004 (exh).....h10 W 80- 60
12-22-2009.....v/22.....h10 W 80- 55
11-15-2010.....a L 63- 80
12-16-2013.....h15 W 74- 57
12-28-2018.....h15 W 87- 57

Kentucky State (1-0)

Home: 1-0, Away: 0-0, Neutral: 0-0
1-30-2010.....22/22.....h10 W 98- 50

Kentucky (16-57)

Home: 10-19, Away: 4-31, Neutral: 2-7
2-23-1924.....a1 L 27- 33
2-6-1925.....h7 L 16- 18
1-16-1926.....a2 L 24- 25
1-22-1927.....h7 W 48- 16
2-11-1928.....a2 W 35- 31
1-16-1929.....h7 W 33- 19
2-8-1930.....a2 L 19- 39
2-7-1931.....a2 L 34- 38
2-17-1931.....h7 L 16- 35
2-11-1933.....a2 L 22- 45
2-10-1934.....a2 L 25- 49
2-9-1935.....a2 L 30- 57
3-2-1937.....n1 L 30- 40
2-19-1940.....h9 W 44- 39
1-20-1941.....h9 L 37- 47
2-17-1941.....a2 L 41- 60
1-20-1942.....h9 L 53- 63
2-16-1942.....a2 L 51- 57
1-19-1943.....h9 L 36- 38
2-15-1943.....a2 L 31- 58
1-22-1945.....h9 L 58- 64
2-3-1945.....a2 L 32- 51

1-21-1946.....a2 L 43- 68	
1-28-1946.....h9 L 26- 54	
1-20-1947.....h9 L 47- 70	
2-22-1947.....a2 L 46- 83	
3-1-1947.....n2 L 53- 75	
1-19-1948.....h9 L 56- 71	
2-21-1948.....a2 L 54- 78	
3-6-1948.....n2 L 43- 54	
1-17-1949.....h9 L 45- 56	
2-19-1949.....a2 L 32- 78	
1-16-1950.....2/na.....h9 L 47- 61	
2-18-1950.....5/na.....a2 L 62- 97	
1-22-1951.....2/2.....h9 L 61- 82	
2-9-1951.....1/1.....a3 L 42- 75	
3-2-1951.....1/1.....n2 L 56- 82	
1-21-1952.....3/3.....h9 L 51- 96	
2-9-1952.....1/1.....a3 L 42- 93	
2-28-1952.....1/1.....n2 L 59- 80	
1-9-1954.....1/1.....a3 L 53-105	
2-2-1954.....1/1.....n3 L 48- 99	
1-8-1955.....1/1.....a3 W 59- 58	
1-31-1955.....1/1.....h9 W 65- 59	
1-7-1956.....6/6.....a3 L 51-104	
1-30-1956.....3/4.....h9 L 62- 84	
1-5-1957.....3/3.....a3 L 72- 95	
1-28-1957.....5/3.....h10 L 65- 76	
1-4-1958.....10/15.....a3 L 60- 76	
1-27-1958.....9/12.....h10 W 71- 52	
1-3-1959.....1/1.....a3 L 62- 72	
1-26-1959.....10/11.....h10 L 70- 94	
1-2-1960.....10/17.....13/14.....a3 W 62- 54	
1-25-1960.....6/6.....16/15.....h10 W 65- 44	
1-7-1961.....a3 L 79- 89	
1-30-1961.....h10 W 62- 60	
1-6-1962.....3/5.....a3 L 70- 89	
1-29-1962.....2/3.....h10 L 62- 71	
1-5-1963 (2ot).....nr/13.....6/7.....a3 W 86- 85	
1-28-1963.....6/6.....h10 W 66- 62	
1-4-1964.....1/1.....h10 W 76- 67	
1-25-1964.....5/4.....a3 L 62- 79	
12-19-1975.....20/nr.....a3 L 64- 66	
12-21-1991.....13/13.....8/9.....n4 W 81- 80	
12-5-1992.....13/15.....5/5.....a L 87- 96	
12-9-1995.....16/15.....5/5.....a L 60- 83	
12-21-1996.....3/3.....h12 L 59- 88	
12-13-1997.....24/23.....4/5.....a L 71- 85	
12-19-1998.....3/4.....h12 L 39- 80	
1-5-2000.....24/24.....n3 L 71- 80	
12-9-2000.....h13 W 86- 84	
12-14-2019.....8/9.....a L 53- 67	
12-6-2020.....20/20.....n5 W 79- 62	

a-Rupp Arena; a1-Buell Armory; a2-Alumni Gym; a3-Memorial Coliseum; a4-Freedom Hall, Louisville, Ky.; n1-SEC Tournament (Knoxville, Tenn.); n2-SEC Tournament (Louisville, Ky.); n3-Freedom Hall, Louisville, Ky.; n4-Kuppenheimer Classic (The Omni, Atlanta, Ga.); h1-Delta Classic (Georgia Dome, Atlanta, Ga.); h13-Delta Classic (Phillips Arena, Atlanta, Ga.)

Knights of Columbus (0-1)

Home: 0-0, Away: 0-1, Neutral: 0-0
12-30-1930.....a L 24- 29

Lafayette (3-0)

Home: 3-0, Away: 0-0, Neutral: 0-0
12-10-1994.....17/15.....h10 W 112- 84
1-2-2000.....h10 W 75- 64
12-28-2004.....9/9.....h10 W 92- 58

LaGrange YMCA (1-0)

Home: 0-0, Away: 1-0, Neutral: 0-0
12-23-1928.....a W 33- 31

Lamar (2-0)

Home: 2-0, Away: 0-0, Neutral: 0-0
11-9-2018.....h15 W 88- 69
11-15-2021.....h15 W 75- 66

LaSalle (1-1)

Home: 0-0, Away: 0-1, Neutral: 1-0
12-22-1948.....a L 59- 67
3-20-1971.....n1 W 70- 67
n1-NIT first round (Madison Square Garden, New York, N.Y.)

LeMoyne (2-0)

Home: 2-0, Away: 0-0, Neutral: 0-0
11-14-2004 (exh).....h10 W 103- 66
11-7-2008 (exh).....h10 W 85- 54

Lithuanian National Team (1-0)

Home: 1-0, Away: 0-0, Neutral: 0-0
11-22-1993 (exh).....h10 W 88- 68

Long Island (0-1)

Home: 0-0, Away: 0-0, Neutral: 0-1
2-20-1948.....n1 L 60- 74
n1-Madison Square Garden, New York, N.Y.

Loraine Lions Club (1-0)

Home: 0-0, Away: 1-0, Neutral: 0-0
12-25-1926.....a W 26- 25

Louisiana-Lafayette (1-0)

Home: 1-0, Away: 0-0, Neutral: 0-0
11-18-2003.....h10 W 79- 45
*Preseason NIT first round

LSU (14-22)

Home: 7-5, Away: 6-11, Neutral: 1-6

2-10-1927.....a L 27- 29	
2-26-1932.....n1 L 33- 36	
2-14-1938.....a L 35- 47	
2-9-1939.....h9 W 37- 35	
2/2-1940.....a W 34- 33	
2-10-1941.....a L 41- 43	
2-6-1942.....a L 41- 54	
2-5-1943.....h9 W 45- 44	
1-10-1948.....a W 52- 40	
1-26-1948.....h L 46- 54	
1-8-1949.....a L 59- 65	
2-7-1949.....h9 L 63- 72	
3-3-1949.....n2 L 53- 55	
1-6-1950.....a L 52- 63	
2-6-1950.....h9 W 85- 58	
1-5-1951.....a L 49- 68	
2-4-1952.....h9 L 51- 73	
2-21-1953.....a L 52- 76	
2-13-1954.....17/12.....h9 L 54- 89	
2-12-1955 (ot).....a W 79- 72	
2-13-1956.....h9 W 97- 74	
2-11-1957.....a W 87- 60	
2-10-1958.....19/nr.....a W 88- 61	
2-9-1959.....a W 64- 63	
2-8-1960.....6/6.....h10 W 76- 56	
2-11-1961.....a L 50- 63	
2-10-1962.....h10 L 51- 52	
2-9-1963.....6/6.....a L 54- 56	
2-7-1964.....h10 W 51- 49	
3-20-1986.....6/6.....n3 L 64- 70	
12-14-1986.....15/nr.....a L 49- 52	
3-13-1987.....n4 L 79- 85	
12-16-1987.....h11 W 87- 70	
3-17-1990.....9/7.....19/nr.....n5 W 94- 91	
11-20-2011.....n6 L 50- 59	
12-11-2021.....25/24.....n7 L 53- 69	

n1-SEC Tournament (City Auditorium, Atlanta, Ga.); n2-SEC Tournament (Louisville, Ky.); n3-NCAA Southeast Regional semifinal (The Omni, Atlanta, Ga.); n4-NCAA Midwest Regional first round (Rosemont Horizon, Chicago, Ill.); n5-NCAA Southeast Regional second round (Thompson-Boling Arena, Knoxville, Tenn.); n6-Charleston Classic (TD Arena, Charleston, S.C.); n7-Holiday Hoopsgiving (State Farm Arena, Atlanta, Ga.)

Louisville (15-27)

Home: 9-8, Away: 4-15, Neutral: 2-4

All Home Games: 9-8
At McCamish Pavilion: 2-5
At Alexander Memorial Coliseum: 4-2
In Atlanta: 9-8
All Road Games: 4-15
At KFC Yum! Center: 0-6
At Freedom Hall: 3-8
At Louisville Convention Center: 1-1
As ACC members: 2-12
In the ACC Tournament: 0-1
As Metro Conference members: 2-2
All Neutral Games: 2-3
Under Roy McArthur: 0-1
Under Whack Hyder: 3-6
Under Dwane Morrison: 2-2
Under Bobby Cremins: 8-5
Under Paul Hewitt: 0-1
Under Brian Gregory: 0-3
Under Josh Pastner: 2-8
Under Damon Stoudamire: 0-1
Vs. Kenny Payne: 1-2
Vs. Mike Pegues: 0-1

Vs. Chris Mack: 1-4
Vs. David Padgett: 0-1
Vs. Rick Pitino: 0-5 at Louisville (1-8 overall)
Vs. Denny Crum: 10-7
Longest Winning Streak: 4 games (1990-92)
Longest Losing Streak: 9 games (2014-20)
Most Points Scored: 94 on 2-10-1990 and 12-20-1997
Fewest Points Scored: 48 on 12-27-1965
Most Points Allowed: 91 on 2-25-1977
Fewest Points Allowed: 50 on 2-17-1962
Largest Margin of Victory: 13 on 2-24-1991
Largest Margin of Defeat: 28 on 1-19-2019

- Of the four teams added in the 2013 expansion of the ACC, Tech had the longest history with Louisville, meeting 28 times prior to the Cardinals joining the conference.
- Louisville has won 14 of the last 16 games in the series and is 12-2 against Tech since becoming a member of the ACC. Tech's only wins were a 64-58 triumph over a Cardinals' team ranked No. 5 in the nation at home on Feb. 12, 2020, and an 83-67 home win on Feb. 25, 2023.
- That win snapped a four-game Cardinal win streak in the series and earned Tech a split of the regular-season series in 2022-23.
- Tech is 1-2 vs. Louisville coach Kenny Payne.
- Tech went 3-6 against the Cardinals with Whack Hyder as its head coach, all of those games between 1958 and 1965.
- After a 12-year hiatus, Tech was 2-2 vs. Louisville when both teams were members of the Metro Conference in the late 1970s. Dwane Morrison was the Yellow Jackets' head coach for all those games, and Denny Crum was on the Cardinals' bench.
- After another long break, the teams met 13 times between 1988 and 1999, with Bobby Cremins and Crum on the opposing benches in all those games. The Yellow Jackets went 8-5 against the Cardinals during this time. Three of the meetings took place at Alexander Memorial Coliseum, and six at Freedom Hall.
- The other four were played at the Georgia Dome, which was demolished in 2017 following the opening of Mercedes-Benz Stadium. Tech won three of those, including the first-ever college basketball game played in the facility, and before the largest crowd ever to witness a college game in the state of Georgia at the time (28,885). That game will be forever remembered in Tech lore after James Forrest launched a half-court heave on an inbound pass that dropped through the net at the buzzer for an 87-85 Yellow Jacket victory.
- Tech was 10-7 against Louisville teams coached by the legendary Denny Crum, but are just 2-13 since.
- The teams have met seven times when both were ranked among the nation's top 25 teams, and Tech has won four of those meetings.

All-Time Series Results

12-18-1950.....a L 57- 79	
12-6-1958.....a L 57- 71	
12-5-1959.....h10 W 68- 66	
12-12-1960.....a1 L 65- 74	
2-17-1962.....h10 W 59- 50	
2-16-1963.....10/9.....h10 L 73- 78	
1-18-1964.....a2 L 59- 68	
12-29-1964.....n1 L 71- 77	
1-16-1965.....a2 W 66- 63	
12-27-1965.....n2 L 48- 54	
2-25-1977.....10/10.....a2 L 80- 91	
3-4-1977.....10/9.....n3 W 56- 55	
1-14-1978.....9/8.....a2 L 84- 90	
2-14-1978.....h10 W 69- 59	
1-6-1988.....h10 W 62- 61	
1-15-1989.....19/16.....9/9.....h10 L 65- 67	
2-10-1990.....16/15.....15/14.....a2 W 94- 84	
2-24-1991.....h10 W 82- 69	
1-25-1992.....18/17.....20/21.....a2 W 73- 65	
12-19-1992.....17/16.....21/22.....h12 W 87- 85	
1-15-1994.....17/18.....15/15.....a2 L 68- 88	
12-17-1994.....14/13.....h12 L 72- 77	
12-16-1995.....19/20.....20/19.....h12 W 88- 77	
1-11-1997.....14/16.....a2 L 56- 60	
11-29-1997.....19/19.....h15 W 73- 69	
12-20-1997.....h12 W 94- 86	
2-14-1999.....a2 L 58- 78	
3-20-2005.....25/25.....4/4.....n6 L 54- 76	
2-23-2015.....17/15.....h15 L 51- 52	
1-23-2016.....17/16.....h15 L 71- 75	
3-1-2016.....11/x.....a3 L 53- 56	
1-7-2017.....9/9.....h15 L 50- 65	
2-8-2018.....a3 L 54- 77	
1-19-2019.....h15 L 51- 79	
1-22-2020.....6/5.....a3 L 64- 68	
2-12-2020.....5/5.....h15 W 64- 58	
2-1-2021.....a3 L 58- 74	
1-2-2022.....h15 L 64- 67	
3-8-2022.....n7 L 74- 84	
2-1-2023.....a3 L 58- 68	

HISTORY

SERIES HISTORY VS. ALL OPPONENTS

2-25-2023.....h15 W 83- 67
2-10-2024.....a3 L 67- 79
*112-Holiday Classic (Georgia Dome, Atlanta, Ga.); a1-Freedom Hall; a2-Louisville Convention Center; a3-KFC Yum! Center; n1-Sugar Bowl Tournament (New Orleans, La.); n2-Hurricane Classic (Miami, Fla.); n3-Metro Tournament (Mid-South Coliseum, Memphis, Tenn.); n5-Puerto Rico Shootout (Eugenio Guerra Sports Complex, Bayamon, P.R.); n6-NCAA Tournament second round (Gaylord Entertainment Center, Nashville, Tenn.); n7-ACC Tournament (Barclays Center, Brooklyn, N.Y.)

Loyola Chicago (0-2)

Home: 0-0, Away: 0-1, Neutral: 0-1
12-30-1967.....a L 71- 96
3-19-2021.....17/16...n1 L 60- 71
n1-NCAA Midwest Regional first round (Hinkle Fieldhouse, Indianapolis, Ind.)

Loyola Marymount (1-0)

Home: 0-0, Away: 0-0, Neutral: 1-0
12-22-1990.....n1 W 135- 94
n1-Kuppenheimer Classic (The Omni, Atlanta, Ga.)

Macon YMCA (3-1)

Home: 1-0, Away: 2-1, Neutral: 0-0
1-17-1920.....h4 W 28- 23
2-14-1920.....a L 4- 64
1-21-1922.....a W 29- 14
12-29-1923.....a W 31- 28

Maine (1-0)

Home: 1-0, Away: 0-0, Neutral: 0-0
1-4-1971.....h10 W 99- 52

Manhattan (1-1)

Home: 1-0, Away: 0-1, Neutral: 0-0
1-1-1931 (ot).....a L 26- 32
11-15-1995.....h12 W 87- 67
*111-Preseason NIT first round (Georgia Dome, Atlanta, Ga.)

Marathon Oil (2-2)

Home: 2-2, Away: 0-0, Neutral: 0-0
11-21-1983 (exh).....h10 W 91- 88
11-17-1984 (exh-ot).....h10 W 104- 89
11-2-1995 (exh-ot).....h11 L 88- 91
11-5-1996 (exh).....h10 L 62- 91

Marist (4-0)

Home: 2-0, Away: 0-0, Neutral: 2-0
3-13-1986.....6/6.....n1 W 68- 53
1-2-1990.....12/12.....h10 W 86- 77
12-7-2002.....n2 W 67- 53
12-23-2003.....4/4.....h10 W 90- 40
n1-NCAA Southeast Regional first round (Assembly Center, Baton Rouge, La.); n2-Madison Square Garden, New York, N.Y.

Marquette (3-5)

Home: 1-1, Away: 1-1, Neutral: 1-3
1-13-1926.....h10 W 23- 19
12-27-1956.....n1 L 78-102
12-27-1957.....n2 W 67- 58
12-27-1963.....a1 W 84- 83
1-26-1976.....3/2.....h10 L 44- 55
1-3-1977.....12/14.....a L 45- 63
11-27-2014.....n3 L 70- 72
11-23-2022.....n4 L 60- 84

a1-Milwaukee Classic (Milwaukee, Wis.); n1-All-College Tournament (Oklahoma City, Okla.); n2-Motor City Classic (Detroit, Mich.); n3-Orlando Classic (Lake Buena Vista, Fla.); n4-Fort Myers Tip-Off (Suncoast Credit Union Arena, Fort Myers, Fla.)

Maryland (36-40)

Home: 20-11, Away: 11-25, Neutral: 5-4
12-29-1972.....2/4.....a L 55- 90
12-27-1974.....5/7.....a L 67-103
12-10-1975.....2/3.....a L 65- 93
12-29-1977.....14/14.....a L 63- 65
12-19-1979.....a L 60- 70
1-3-1980.....h10 L 74- 83
2-28-1980.....7/7.....n1 L 49- 51
12-23-1980.....9/9.....h10 L 55- 66
1-31-1981.....14/13.....a L 64- 72
12-23-1981.....a W 45- 43
1-30-1982.....h10 W 64- 63

2-5-1983.....a L 68- 77
2-23-1983.....h10 W 70- 60
3-11-1983.....n2 W 64- 58
2-4-1984 (2ot).....18/nr...10/9...h10 W 71- 70
2-23-1984.....a L 74- 79
12-28-1984.....10/13...nr/20...n3 W 70- 69
2-2-1985.....8/9...17/17.....a W 72- 60
2-19-1985.....8/9...nr/29...h10 W 48- 43
1-11-1986.....5/5.....h10 W 68- 67
2-22-1986.....5/5.....a W 77- 70
3-8-1986.....6/6.....n1 W 64- 62
2-1-1987.....h10 W 76- 72
2-10-1987.....a W 78- 74
2-8-1988.....a W 96- 83
2-17-1988.....h10 W 104- 82
3-11-1988.....18/18.....n1 L 67- 84
2-4-1989.....h10 W 87- 74
2-14-1989.....a W 67- 66
2-3-1990.....17/15.....a W 90- 84
2-13-1990.....13/11.....h10 W 80- 78
2-1-1991.....23/22.....h10 W 80- 65
2-13-1991.....a L 93- 96
1-5-1992.....15/11.....h10 W 92- 67
2-9-1992.....20/18.....a W 67- 65
1-5-1993.....10/11.....a W 85- 75
2-6-1993.....22/22.....h10 W 93- 79
1-4-1994.....12/13.....h10 L 88- 91
2-5-1994.....21/21.....a W 83- 71
1-4-1995.....24/20...7/11.....a L 67- 80
2-4-1995.....21/20...5/8.....h10 W 100- 91
1-3-1996.....h10 W 98- 84
2-3-1996.....25/nr.....a L 74- 88
3-9-1996.....18/18.....n1 W 84- 79
12-12-1996.....a L 63- 77
2-19-1997.....14/13.....h10 L 68- 76
1-21-1998.....h10 L 67- 70
2-21-1998.....a L 69- 81
3-6-1998.....21/24.....n1 L 65- 83
1-19-1999.....4/4.....a L 62- 77
2-21-1999.....5/5.....h10 L 60- 91
1-15-2000.....18/16...h10 W 69- 68
2-16-2000.....22/22.....a L 70- 92
1-6-2001.....17/17.....a L 80- 93
2-6-2001.....13/13...h10 W 72- 62
1-13-2002.....4/4.....h10 L 87- 92
2-13-2002.....3/3.....a L 65- 85
12-29-2002.....23/22.....a L 77- 84
2-9-2003.....8/8.....h10 W 90- 84
1-17-2004.....12/14.....h10 W 81- 71
2-19-2004.....18/16.....a W 75- 64
1-30-2005.....22/21.....a L 71- 79
1-25-2006.....18/19...h10 L 74- 86
2-18-2006 (ot).....a L 84- 87
3-9-2006.....n1 L 62- 84
1-24-2007.....a L 65- 80
2-2-2008.....h10 L 86- 88
1-10-2009.....a L 61- 68
2-8-2009.....h10 L 56- 57
2-20-2010.....a L 74- 76
3-12-2010.....19/19...n1 W 69- 64
1-30-2011.....h10 L 63- 74
1-15-2012.....a L 50- 61
2-25-2012.....h12 W 63- 61
2-27-2013.....h14 W 78- 68
1-4-2014.....a L 61- 77

n1-ACC Tournament (Greensboro [N.C.] Coliseum); n2-ACC Tournament (The Omni, Atlanta, Ga.); n3-Rainbow Classic (Blaisdell Arena, Honolulu, Hawaii); h10-The Omni, Atlanta, Ga.

Maryland-Eastern Shore (2-0)

Home: 2-0, Away: 0-0, Neutral: 0-0
2-20-1984.....h10 W 70- 61
1-3-1985.....8/7.....h10 W 93- 40

Massachusetts (1-1)

Home: 0-0, Away: 0-0, Neutral: 1-1
12-22-1995.....21/18...2/2.....n1 L 67- 75
12-22-2023.....n2 W 73- 70
n1-Jimmy V Classic (Brendan Byrne Arena, East Rutherford, N.J.); n2-Diamond Head Classic (Simplici Arena at Stan Sheriff Center, Honolulu, Hawaii)

UMass Lowell (0-1)

Home: 0-1, Away: 0-0, Neutral: 0-0
11-14-23.....h15 L 71- 74

Mayport Naval Base (2-0)

Home: 1-0, Away: 1-0, Neutral: 0-0
1-26-1944.....h9 W 58- 44
2-21-1944.....a W 57- 53

Memphis (4-3)

Home: 2-1, Away: 1-1, Neutral: 1-1
1-17-1977.....18/nr...h10 W 89- 82
1-24-1978.....h10 L 62- 65
2-18-1978.....a L 59- 61
1-16-1979 (2ot).....a W 89- 84
2-22-1979.....h10 W 79- 63
3-27-1992 (ot).....n1 L 79- 83
11-21-2006.....19/19...12/11...n2 W 92- 85
Formerly Memphis State
n1-NCAA Midwest Regional semifinal (Kemper Arena, Kansas City, Mo.); n2-EA Sports Maui Invitational (Lahaina Civic Center, Lahaina, Maui, Hawaii)

Mercer (28-18)

Home: 17-9, Away: 10-7, Neutral: 1-2
1-8-1909.....h2 W 28- 7
1-15-1909.....a L 13- 26
2-21-1913.....h3 L 25- 31
2-25-1913.....a W 23- 19
2-7-1914.....a W 30- 20
2-13-1914.....h3 W 31- 22
1-16-1920.....h5 W 30- 26
2-13-1920.....a W 21- 16
1-8-1921.....h4 L 19- 20
1-29-1921.....a L 18- 41
1-7-1922.....a L 26- 28
1-20-1922.....h4 W 44- 35
2-26-1922.....n1 L 14- 29
1-6-1923.....a L 20- 30
1-20-1923.....h4 W 33- 32
3-2-1923.....n1 L 26- 30
1-18-1924.....h4 L 26- 30
1-19-1924.....a L 20- 36
1-16-1925.....h7 L 18- 23
2-13-1925.....a L 21- 28
1-23-1932.....a L 39- 40
2-13-1932.....h4 L 33- 42
1-21-1933.....h4 W 47- 18
2-20-1935.....a W 42- 28
1-8-1936.....a W 59- 42
1-15-1936.....h8 W 46- 20
1-9-1937.....h8 W 53- 36
1-17-1938.....a W 46- 37
1-19-1938.....h8 W 53- 23
1-11-1939.....h9 L 28- 30
1-8-1944.....h9 W 48- 31
2-5-1944.....a W 67- 34
1-30-1967.....h10 W 91- 57
1-18-1969.....a W 67- 59
1-28-1974.....h10 L 85-102
1-4-1975.....a W 70- 68
1-31-1975.....h10 W 91- 80
3-15-1985.....6/6.....n1 W 65- 58
12-28-1991.....13/13...h10 W 97- 67
12-11-1993.....17/17...h10 W 86- 69
11-19-1999.....h10 W 91- 79
11-22-2008 (ot).....a W 82- 76
11-27-2009.....w/25...h10 W 85- 74
12-31-2010.....h10 W 87- 78
12-22-2011.....h13 L 59- 66
11-27-2020.....h15 L 73- 83
n1-NCAA East Regional first round (The Omni, Atlanta, Ga.)

Mexico City YMCA (1-0)

Home: 1-0, Away: 0-0, Neutral: 0-0
2-9-1933.....h4 W 41- 21

Miami (13-17)

Home: 7-7, Away: 6-8, Neutral: 1-1
All Home Games: 7-7
At McCamish Pavilion: 3-4
At Alexander Memorial Coliseum: 4-2
At Philips Arena: 0-2
In Atlanta: 7-8
All Road Games: 6-8
At Watson Center: 5-7
As ACC members: 12-15
In the ACC Tournament: 1-1
All Neutral Games: 1-1
Under Whack Hyder: 1-1
Under Bobby Cremins: 1-0
Under Paul Hewitt: 4-6
Under Brian Gregory: 2-5
Under Josh Pastner: 5-4
Under Damon Stoudamire: 1-0
Vs. Jim Larranaga: 9-9 (8-9 at Miami)
Longest Winning Streak: 4 games (1967-2005)

Longest Losing Streak: 4 games (2006-08)

Most Points Scored: 90 on 2-27-1967
Fewest Points Scored: 36 on 3-8-2012
Most Points Allowed: 90 on 12-3-2006
Fewest Points Allowed: 54 on 3-8-2012, 1-3-2018
Largest Margin of Victory: 27 on 2-20-2021
Largest Margin of Defeat: 22 on 1-3-1953

- Georgia Tech won the teams' only regular-season meeting in 2023-24 with an 80-76 victory in Coral Gables, and has won five of the last seven meetings.
- Miami has 15-12 edge against the Yellow Jackets since it joined the ACC. Tech won the first two meetings against Miami after they became members of the ACC, but Hurricanes won nine of the next 11 before the Yellow Jackets captured eight of the last 14.
- Tech is 5-7 at the Watson Center, including a 71-69 victory over 6th-ranked Miami on March 6, 2013. The Jackets also captured a 70-50 win against No. 23 Miami on Jan. 28, 2015.
- Tech is 7-7 against Miami on its own home court, including a 3-4 mark at McCamish Pavilion. The Hurricanes also defeated the Jackets twice at Philips Arena in the 2011-12 season, one during the regular season and the other in the opening round of the ACC Tournament.
- Miami was the opponent for Tech in its last game at Alexander Memorial Coliseum, a game the Yellow Jackets won 66-57 to close out the 2010-11 regular season. Tech won four of six games against the Hurricanes in the building.
- Nineteen of the 30 meetings have been decided by 10 points or less.
- Tech is 8-9 against Miami teams coached by Jim Larranaga, and 9-9 against Larranaga, including a 70-62 win over his George Mason team on Nov. 20, 2009 in San Juan, Puerto Rico.
- The teams met three times prior to Miami joining the ACC, the most recent being a December 1997 meeting that was part of the Orange Bowl Classic at Miami Arena, the Hurricanes' home court until the team moved into the on-campus Convocation Center (now called the Watson Center). The Yellow Jackets won that game, 69-61, over a Hurricanes' team coached by Leonard Hamilton.
- Tech played Miami twice under former head coach Whack Hyder (prior to the Hurricanes putting their program on hiatus from 1971-84), losing the first-ever meeting in the series by 22 points in 1953, then taking a six-point homecourt victory in 1967. That was the only pre-ACC visit by the Hurricanes to Alexander Memorial Coliseum, and the 90-84 Tech win remains the highest scoring game in the short series.

All-Time Series Results

1-3-1953.....a L 60- 82
2-27-1967.....h10 W 90- 84
12-27-1997.....a1 W 69- 61
1-6-2005.....9/10.....h10 W 80- 69
2-26-2005.....a W 76- 72
2-4-2006.....h10 L 53- 70
12-3-2006.....21/23...25/v...a L 82- 90
1-12-2008.....25/v...a L 68- 78
2-17-2008.....h10 L 63- 64
3-4-2009.....h10 W 78- 68
2-10-2010.....20/20...a L 62- 64
2-3-2011.....a L 57- 59
3-6-2011.....h10 W 66- 57
1-24-2012.....h13 L 49- 64
3-8-2012.....n1 L 36- 54
1-5-2013.....h15 L 49- 62
3-6-2013.....6/7.....a W 71- 69
1-18-2014.....h15 L 42- 56
1-28-2015.....23/23...a W 70- 50
2-7-2016.....17/15...h15 L 68- 75
2-15-2017.....a L 61- 70
1-3-2018.....15/16...h15 W 64- 54
2-23-2019.....a L 65- 80
2-29-2020.....h15 W 63- 57
2-20-2021.....a W 87- 60
3-11-2021.....n2 W 70- 66
1-29-2022.....h15 L 62- 73
2-9-2022.....a L 70- 79
1-4-2023.....12/12...h15 W 76- 70
2-24-2024.....a W 80- 76
a1-Orange Bowl Classic (Miami Arena); n1-ACC Tournament, Philips Arena, Atlanta, Ga.; n2-ACC Tournament, Greensboro (N.C.) Coliseum

Miami of Ohio (0-1)

Home: 0-1, Away: 0-0, Neutral: 0-0
11-9-2021.....h15 L 69- 72

HISTORY

SERIES HISTORY VS. ALL OPPONENTS

Michigan (4-3)

Home: 1-1, Away: 0-0, Neutral: 3-2

12-28-1966.....n1	W	101- 70
3-24-1971.....n2	W	78- 70
11-30-1985.....2/2.....3/3.....n3	L	44- 49
11-26-1993.....13/15.....5/5.....n3	L	70- 80
11-24-1995.....25/20.....17/16.....n4	W	77- 61
12-1-1999.....h13	L	77- 80
11-30-2004.....4/4.....h10	W	99- 68

**ACC-Big Ten Challenge; n1-Bruin Classic (Pauley Pavilion, Los Angeles, Calif.); n2-NIT quarterfinals (Madison Square Garden, New York, N.Y.); n3-Hall of Fame-Tipoff Classic (Springfield [Mass.] Civic Center); n4-Preseason NIT third place game (Madison Square Garden, New York, N.Y.)*

Michigan State (2-2)

Home: 0-0, Away: 1-2, Neutral: 1-0

1-4-1947.....a	L	52- 62
12-22-1949.....a	W	68- 60
3-23-1990 (ot).....9/7.....4/4.....n1	W	81- 80
11-30-2005.....a1	L	86- 88

a1-ACC-Big Ten Challenge; n1-NCAA Southeast Regional semifinal (Louisiana Superdome, New Orleans, La.)

Minnesota (1-2)

Home: 0-0, Away: 0-2, Neutral: 1-0

12-30-1978.....a1	L	56- 57
3-25-1990.....9/7.....20/nr.....n2	W	93- 91
12-4-2002.....20/17.....a2	L	63- 64

a1-Pillsbury Holiday Classic (Minneapolis, Minn.); n2-NCAA Southeast Regional final (Louisiana Superdome, New Orleans, La.); a2-ACC-Big Ten Challenge (Minneapolis, Minn.)

Mississippi (12-9!)

Home: 6-3, Away: 5-3!, Neutral: 1-3

2-27-1926.....n1	L	24- 36
3-7-1938.....n2	W	58- 47
3-3-1939.....n3	L	38- 42
1-20-1940.....h9	W	50- 39
1-14-1941.....h9	W	60- 47
1-27-1951.....a	W	73- 59
1-14-1952.....h9	L	64- 94
2-7-1953.....a	L	63- 78
1-16-1954.....h9	L	71- 80
1-15-1955.....a	L	66- 81
1-16-1956.....h9	W	79- 58
1-14-1957.....a	W	82- 78
1-13-1958.....h10	W	76- 67
1-12-1959.....a	W	89- 70
1-11-1960.....6/8.....h10	W	91- 66
1-14-1961.....a	L	67- 69
1-13-1962.....h10	L	55- 60
1-12-1963 (ot).....a	W	73- 71
1-11-1964.....h10	W	69- 54
11-29-2013.....n4	L	67- 77
3-21-3017.....a !	!	74- 66

*!2017 victory vacated by NCAA Committee on Infractions
n1-SIC Tournament (City Auditorium, Atlanta, Ga.); n2-SEC Tournament (Baton Rouge, La.); n3-SEC Tournament (Knoxville, Tenn.); n4-Barclays Center Classic (Barclays Center, Brooklyn, N.Y.); *Post-season NIT*

Mississippi State (17-13)

Home: 7-5, Away: 5-6, Neutral: 5-2

2-24-1922.....n1	W	34- 30
2-19-1923.....a	L	31- 45
3-1-1923.....n1	L	17- 25
2-2-1924.....h4	L	36- 40
2-16-1924.....a	L	28- 53
2-6-1926.....h7	L	20- 31
2-25-1927.....n1	W	40- 24
3-1-1937.....n2	W	43- 30
2-26-1943.....n2	L	41- 48
3-2-1945.....n3	W	60- 43
2-28-1947.....n3	W	65- 52
1-26-1951.....a	W	55- 46
1-30-1952.....h9	W	66- 64
2-9-1953.....a	L	62- 66
1-14-1954.....h9	L	74- 75
1-17-1955.....a	W	90- 71
1-14-1956.....h9	W	87- 59
1-12-1957.....a	W	80- 77
1-11-1958.....h10	W	78- 61
1-10-1959.....a	L	67- 75
1-9-1960.....6/8.....h10	W	82- 60
1-16-1961 (ot).....a	L	61- 62
1-15-1962.....h10	L	56- 57
1-14-1963.....a	L	69- 81
1-13-1964.....h10	W	59- 45
12-9-1964.....a	W	83- 65
1-25-1965.....h10	W	75- 73

12-18-1973.....h10	L	77- 85
12-19-1975.....a	W	64- 61
11-28-2023.....21/22.....h15	W	67- 59

**ACC/SEC Challenge; n1-Southern Conference Tournament (City Auditorium, Atlanta, Ga.); n2-SEC Tournament (Knoxville, Tenn.); n3-SEC Tournament (Louisville, Ky.)*

Mississippi Valley State (1-0)

Home: 1-0, Away: 0-0, Neutral: 0-0

11-26-2013.....h15	W	76- 59
--------------------	---	--------

Missouri (1-0)

Home: 1-0, Away: 0-0, Neutral: 0-0

12-21-1961.....h10	W	58- 57
--------------------	---	--------

Monmouth (1-0)

Home: 1-0, Away: 0-0, Neutral: 0-0

1-17-1985.....17/15.....h10	W	96- 66
-----------------------------	---	--------

Morehead State (2-0)

Home: 1-0, Away: 0-0, Neutral: 1-0

12-27-1989.....14/13.....n1	W	98- 76
12-18-1999.....h10	W	81- 75

n1-Kuppenheimer Classic (The Omni, Atlanta, Ga.)

Morehouse (3-0)

Home: 3-0, Away: 0-0, Neutral: 0-0

11-4-06 (exh).....23/21.....h10	W	96- 52
1-28-2020.....h15	W	82- 54
10-31-2021 (exh).....h15	W	89- 52

Morgan State (3-0)

Home: 3-0, Away: 0-0, Neutral: 0-0

11-27-1990.....14/14.....h10	W	87- 65
11-26-96.....h10	W	74- 58
12-23-2000.....h10	W	94- 58

Mount St. Mary's (2-1)

Home: 2-1, Away: 0-0, Neutral: 0-0

12-20-1993.....14/15.....h10	W	79- 62
12-18-1995.....21/18.....h11	L	69- 71
12-30-1998.....h10	W	80- 74

Murray State (1-1)

Home: 1-0, Away: 0-1, Neutral: 0-0

1-25-1954.....a	L	66- 77
12-4-1956.....h10	W	67- 64

Navy (2-2)

Home: 1-1, Away: 0-0, Neutral: 1-1

12-30-1960.....n1	L	60- 63
1-2-1962 (ot).....h10	L	62- 64
12-31-1963.....h10	W	88- 73
12-28-1985.....7/6.....n2	W	82- 64

n1-Gator Bowl Tournament (Jacksonville, Fla.); n2-Cotton States Classic (The Omni, Atlanta, Ga.)

Nebraska (3-0)

Home: 1-0, Away: 1-0, Neutral: 1-0

12-28-1983.....n1	W	66- 49
12-4-2019.....h15	W	73- 56
12-9-2020.....a	W	75- 64

n1-Cotton States Classic (The Omni, Atlanta, Ga.)

Nevada (1-1)

Home: 0-0, Away: 0-0, Neutral: 1-1

3-26-2004.....14/15.....n1	W	72- 67
12-24-2023.....n2	L	64- 72

n1-NCAA St. Louis Regional semifinal (Edward Jones Dome, St. Louis, Mo.); n2-Diamond Head Classic (Simpliff Arena at Stan Sheriff Center, Honolulu, Hawaii)

Nevada-Las Vegas (0-2)

Home: 0-0, Away: 0-0, Neutral: 0-2

3-31-1990.....9/7.....2/2.....n1	L	81- 90
3-16-2007.....19/18.....n2	L	63- 67

n1-NCAA Final Four, national semifinal (McNichols Arena, Denver, Colo.); n2-NCAA Midwest Regional, First Round (United Center, Chicago, Ill.)

Newberry (5-0)

Home: 4-0, Away: 1-0, Neutral: 0-0

3-5-1920.....a	W	22- 14
1-12-1974.....h10	W	82- 76
1-24-1976.....h10	W	71- 61
1-6-1979.....h10	W	90- 59
1-12-1981.....h10	W	77- 70

Newcastle of Australia (1-0)

Home: 1-0, Away: 0-0, Neutral: 0-0

2-18-1996 (exh).....h10	W	91- 79
-------------------------	---	--------

New Orleans (1-0)

Home: 0-0, Away: 0-0, Neutral: 1-0

11-27-1998 (ot).....n1	W	65- 62
------------------------	---	--------

n1-Big Island Invitational (Atok-Chinen Civic Auditorium, Hilo, Hawaii)

Niagara (1-0)

Home: 1-0, Away: 0-0, Neutral: 0-0

11-19-2010.....h10	W	78- 51
--------------------	---	--------

Nike Elite (0-1)

Home: 0-1, Away: 0-0, Neutral: 0-0

11-18-2001 (exh).....h10	L	90- 99
--------------------------	---	--------

North Alabama (1-0)

Home: 1-0, Away: 0-0, Neutral: 0-0

11-26-2022.....h15	W	80- 61
--------------------	---	--------

North Carolina (27-73!)

Home: 16-23!, Away: 6-34, Neutral: 6-15

All Home Games: 16-23!
At McCamish Pavilion: 3-5!
At Alexander Memorial Coliseum: 11-12
At The Omni: 3-7
At the Georgia Dome: 0-1
In Atlanta: 17-25!
All Road Games: 6-34
At the Smith Center: 5-27
At Chapel Hill: 6-32
At Greensboro (regular season): 0-2
At Greensboro (all games): 2-3
At Charlotte: 2-10
As ACC members: 26-58!
In the ACC Tournament: 5-4
All Neutral Games: 6-15
As SIC members: 0-1
Under Whack Hyder: 2-8
Under Dwane Morrison: 0-8
Under Bobby Cremins: 12-31
Under Paul Hewitt: 10-11
Under Brian Gregory: 0-7
Under Josh Pastner: 3-5!
Under Damon Stoudamire: 1-0
Vs. Roy Williams: 10-16
Vs. Hubert Davis: 1-3
*!one win vacated by NCAA Committee on Infractions
Longest Winning Streak: 4 games (2010-11)
Longest Losing Streak: 20 games (1971-84)
Most Points Scored: 104 on 2-14-1970
Fewest Points Scored: 26 on 2-8-1925
Most Points Allowed: 108 on 2-12-1972
Fewest Points Allowed: 34 on 2-8-1925
Largest Margin of Victory: 27 on 2-1-1990
Largest Margin of Defeat: 45 on 2-12-1972*

• North Carolina has a 72-28 lead in the all-time series between the two teams, and a 58-26 advantage since Tech joined the ACC (one Tech win in 2016-17 vacated by NCAA Committee on Infractions).
• The Tar Heels have won 12 of the last 16 games in the series, but Tech has managed to split the last six, winning the only regular-season meeting in 2023-24 by a 74-73 score in Atlanta.
• Tech is 14-16 against North Carolina dating back to the 2001-02 season.
• The teams have played 43 times in the city of Atlanta, including eight at McCamish Pavilion, where Tech is 3-5 (on court) against the Tar Heels. The teams met 23 times at Alexander Memorial Coliseum, where the Tar Heels won 12 of 23. Tech won six of the last seven meetings in the Thrillierdome, however, and won six of eight against UNC in the Coliseum under Paul Hewitt.
• Between 1982 and 1996, the Yellow Jackets played eight of their home games with the Tar Heels at the old Omni arena

2-28-1925.....n1	L	26- 34
2-14-1947.....a	L	48- 58
12-9-1955.....n2	L	76- 88
2-11-1967.....2/2.....h	W	82- 80
1-27-1968.....3/3.....n2	L	54- 82
1-14-1969.....2/2.....h	L	70- 101
2-14-1970.....10/8.....n2	W	104- 95
2-12-1971.....11/11.....n2	L	58- 87
3-27-1971 (NIT).....13/13.....n3	L	64- 84
2-12-1972.....3/3.....n2	L	73- 118
2-23-1972.....5/3.....a1	L	66- 87
2-9-1973.....6/6.....n2	L	72- 107
2-9-1974.....4/4.....n2	L	70- 108
2-8-1975.....12/11.....n2	L	81- 111
2-6-1976.....4/3.....n2	L	74- 79
2-4-1977.....13/12.....n2	L	74- 97
1-14-1980.....15/15.....a2	L	53- 54
2-11-1980.....11/11.....h2	L	50- 60
1-24-1981.....17/18.....a1	L	60- 100
2-25-1981.....11/10.....h	L	51- 76
1-23-1982.....1/1.....h11	L	54- 66
2-24-1982.....2/2.....a1	L	54- 77
3-4-1982.....1/1.....n4	L	39- 55
1-29-1983.....3/3.....a2	L	65- 72
3-2-1983.....8/10.....h11	L	73- 85
1-28-1984.....1/1.....a1	L	61- 73
2-29-1984.....1/1.....h11	L	56- 69
1-27-1985.....16/17.....8/9.....a1	W	66- 62
2-27-1985.....10/13.....8/11.....h11	W	67- 62
3-10-1985.....9/11.....6/7.....n5	W	57- 54
1-25-1986.....4/3.....1/1.....a	L	77- 85
2-4-1986 (ot).....2/2.....1/1.....h11	L	77- 78
1-24-1987.....2/1.....a	L	55- 92
3-1-1987.....2/3.....h11	L	76- 92
1-30-1988.....3/3.....a	L	71- 73
3-2-1988.....13/15.....6/6.....h11	L	80- 97
1-28-1989.....nr/19.....7/6.....a	L	85- 92
3-1-1989.....5/5.....h10	W	76- 74
3-10-1989.....9/8.....n5	L	62- 77
2-1-1990.....17/15.....25/18.....h10	W	102- 75
2-28-1990.....11/11.....a	L	79- 81
1-27-1991.....nr/25.....7/8.....a	W	88- 86
2-28-1991.....nr/21.....4/4.....h10	L	74- 91
2-2-1992.....20/18.....11/11.....h10	L	76- 86
3-4-1992.....16/16.....a	L	75- 79
1-13-1993.....8/8.....3/4.....a	L	67- 80
2-14-1993.....nr/24.....6/6.....h10	L	66- 77
3-14-1993.....1/1.....n6	W	77- 75
1-12-1994.....17/18.....1/1.....h10	W	89- 69
2-12-1994.....1/1.....a	W	96- 89
1-11-1995.....22/17.....4/2.....a	L	75- 86
2-12-1995.....18/15.....1/1.....h10	L	81- 85
1-10-1996.....10/9.....h11	W	80- 77
2-10-1996 (ot).....12/11.....a	W	92- 83
1-18-1997.....22/21.....a	L	50- 73
2-15-1997.....16/17.....h10	L	68- 72
1-8-1998.....1/1.....a	L	75- 96
2-8-1998 (2ot).....2/2.....h10	L	100- 107
12-22-1998.....6/7.....h10	W	66- 64
1-31-1999.....10/9.....a	L	66- 75
3-5-1999.....15/15.....n6	L	49- 78
1-29-2000.....h10	L	53- 70
3-1-2000 (ot).....a	L	72- 74
1-2-2001.....13/14.....h10	L	70- 84
2-3-2001.....4/4.....a	L	69- 82
3-10-2001.....6/5.....n7	L	63- 70
12-2-2001.....a	L	77- 83
2-2-2002.....h10	W	86- 74
1-29-2003.....h10	W	88- 68
3-1-2003.....8/8.....12/13.....a	L	66- 67
1-11-2004.....8/8.....12/13.....a	L	88- 103
2-10-2004.....15/16.....14/17.....h10	W	88- 77
3-12-2004.....14/18.....16/19.....n4	W	83- 82

in downtown Atlanta (2-6 record). Counting ACC and SIC Tournament games played in the city, Tech is 15-25 vs. North Carolina in Atlanta.

- Tech is 9-6 in games played away from Chapel Hill since 2000-01, including three ACC Tournament wins.
- Tech has lost 14 of the last 16 meetings in the Smith Center and is 5-27 all-time in the building. Counting regular-season games in Greensboro, Tech is 6-34 on the road against UNC.
- In ACC Tournament play, the Yellow Jackets have won five of nine meetings, and Tech has won the last three encounters (2004, 2005, 2010). Two of Tech's five tournament wins occurred in championship games, the 1985 final in Atlanta and the 1993 final in Charlotte.
- Tech's greatest success in its series with North Carolina occurred during the middle 1990s when the Jackets won five of seven meetings, including three straight wins over No. 1-ranked Tar Heel teams during the 1993 and 1994 campaigns.

All-Time Series Results

2-28-1925.....n1	L	26- 34
2-14-1947.....a	L	48- 58
12-9-1955.....n2	L	76- 88
2-11-1967.....2/2.....h	W	82- 80
1-27-1968.....3/3.....n2	L	54- 82
1-14-1969.....2/2.....h	L	70- 101
2-14-1970.....10/8.....n2	W	104- 95
2-12-1971.....11/11.....n2	L	5

SERIES HISTORY VS. ALL OPPONENTS

1-12-2005.....8/8.....3/4.....a L	69- 91
3-12-2005.....2/2.....n8 W	78- 75
2-15-2006.....23/23.....a L	75- 82
1-20-2007.....4/4.....a L	61- 77
3-1-2007.....8/8.....h10 W	84- 77
1-16-2008.....1/1.....h10 L	82- 83
2-28-2009.....4/5.....a L	74-104
1-16-2010.....20/18.....12/13.....a W	73- 71
2-16-2010.....h10 W	68- 51
3-11-2010.....n4 W	62- 58
1-16-2011.....h10 W	78- 58
1-29-2012.....7/8.....a L	81- 93
1-23-2013.....a L	63- 79
2-19-2013.....h15 L	58- 70
1-29-2014.....h15 L	65- 78
2-21-2015.....15/16.....a L	60- 89
3-3-2015.....19/19.....h15 L	49- 81
1-2-2016.....7/8.....a L	78- 86
12-31-2016.....9/10.....h15 !	75- 63
1-20-2018.....15/14.....a L	66- 80
1-29-2019.....9/10.....h15 L	54- 77
1-4-2020.....a W	96- 83
12-30-2020.....h15 W	72- 67
12-5-2021.....h15 L	62- 79
1-15-2022.....a L	65- 88
12-10-2022.....a L	59- 75
1-30-2024.....3/3.....h15 W	74- 73

n1-SIC Tournament (City Auditorium, Atlanta, Ga.); n2-North-South Doubleheader (Charlotte [N.C.] Coliseum); n3-NIT Finals (Madison Square Garden, New York, N.Y.); n4-ACC Tournament (Greensboro [N.C.] Coliseum); n5-ACC Tournament (The Omni, Atlanta, Ga.); n6-ACC Tournament (Charlotte [N.C.] Coliseum); n7-ACC Tournament (Georgia Dome, Atlanta, Ga.); n8-ACC Tournament (MCI Center, Washington, D.C.); h10-Alexander Memorial Coliseum; h11-The Omni; a1-Carmichael Auditorium; a2-Greensboro, N.C., Coliseum

UNC Asheville (2-0)

Home: 2-0, Away: 0-0, Neutral: 0-0

11-25-1988.....14/nr.....h10 W	97- 63
11-18-2005.....h10 W	80- 52

UNC Greensboro (2-1)

Home: 2-1, Away: 0-0, Neutral: 0-0

12-31-1996.....h10 W	65- 40
12-28-1999.....h10 W	97- 73
11-9-2007.....h10 L	74- 83

UNC Wilmington (4-0)

Home: 4-0, Away: 0-0, Neutral: 0-0

2-21-1977.....h10 W	63- 57
11-28-1977.....h10 W	77- 67
1-19-1995.....22/18.....h10 W	87- 68
12-8-2012.....h15 W	73- 66

North Carolina A&T (7-0)

Home: 7-0, Away: 0-0, Neutral: 0-0

12-18-1984.....13/13.....h10 W	81- 43
1-14-1987.....h10 W	83- 67
1-19-1988.....h10 W	84- 72
12-11-1989.....18/18.....h10 W	101- 87
11-30-1993.....16/17.....h10 W	93- 77
2-15-1995.....20/18.....h10 W	85- 81
11-24-2013.....h15 W	78- 71
12-28-2016.....h15 !	59- 52

NC State (44-61!)

Home: 24-20, Away: 14-33!, Neutral: 6-8

All Home Games: 24-20
At McCamish Pavilion: 2-5
At Alexander Memorial Coliseum: 19-14
At The Omni: 1-0
At Phillips Arena: 0-1
In Atlanta: 24-20
All Road Games: 14-33!
At Reynolds Coliseum: 7-18
At PNC Arena: 7-13!
As ACC members: 36-47!
In the ACC Tournament: 3-3
All Neutral Games: 6-8
As SIC members: 1-2
Under Whack Hyder: 5-7
Under Dwane Morrison: 1-7
Under Bobby Cremins: 20-22
Under Paul Hewitt: 8-12
Under Brian Gregory: 2-5
Under Josh Pastner: 6-4!

Under Damon Stoudamire: 0-1
Vs. Kevin Keatts: 4-4
Longest Winning Streak: 7 games (1994-97)
Longest Losing Streak: 9 games (1977-83)
Most Points Scored: 102 on 1-14-1967
Fewest Points Scored: 12 on 2-16-1925
Most Points Allowed: 118 on 2-10-1973
Fewest Points Allowed: 22 on 1-22-1926
Largest Margin of Victory: 27 on 12-19-1959
Largest Margin of Defeat: 44 on 2-8-1974

*Jan. 15, 2017 win vacated by NCAA Committee on Infractions

- NC State has won the last four games in the series, winning the teams' only regular-season meeting in 2023-24 (82-76 in Raleigh) after sweeping the regular-season series from Tech in 2022-23 and winning the final meeting of 2021-22. Tech won four straight games prior to that.

- NC State has a 61-44 lead in the overall series which dates back to 1925. Georgia Tech has won six of the last 10 meetings, although the Wolfpack have defeated the Yellow Jackets the last three times the teams have played. The teams did not play during the 2020-21 season due to COVID issues.
- Twenty-five of the last 31 meetings in the series have been decided by 10 points or less, with four of those decided in overtime.

- Tech is 24-20 against the Wolfpack in Atlanta, including one home-court meeting that was played at the Omni in 1986 and one at Phillips Arena in 2012. NC State is 5-2 against the Yellow Jackets at McCamish Pavilion.

- Since it joined the ACC, Tech is 36-47 against NC State, including regular-season and tournament.

- Tech is 4-4 vs. NC State coach Kevin Keatts, and 0-1 vs. the Wolfpack under Damon Stoudamire.

- The Jackets are 14-33 against NC State in Raleigh, including a 7-13 mark at PNC Arena (one win vacated by NCAA Committee on Infractions).

- Tech is 3-3 against NC State in ACC Tournament games, the last meeting occurring in 2003 in a 71-65 Wolfpack victory in Greensboro. The Jackets won first-round games in 1996 in Greensboro (88-73) and 1990 in Charlotte (76-67).

All-Time Series Results

2-16-1925.....a L	12- 35
1-22-1926.....h4 W	23- 22
2-12-1926.....a L	14- 30
1-8-1938.....h8 W	35- 30
12-30-1949.....a1 L	34- 57
12-19-1959.....na/12.....na/16.....h10 W	80- 53
12-17-1960.....15/12.....10/nr.....a1 L	76- 82
12-19-1962.....h10 W	84- 71
2-13-1965.....nr/18.....a1 L	68- 97
12-20-1965.....nr/19.....h10 L	69- 93
2-12-1966.....a1 L	93-102
1-14-1967.....h10 W	102- 85
2-22-1967.....a1 L	61- 65
2-13-1970.....5/6.....n1 W	89- 77
2-13-1971.....n1 W	73- 66
2-11-1972.....n1 L	70- 87
2-10-1973.....2/2.....n1 L	94-118
2-8-1974.....2/2.....n1 L	54- 98
2-7-1975.....6/6.....n1 L	66-101
2-7-1976.....10/10.....n1 W	78- 67
2-5-1977.....n1 L	71- 81
12-29-1979.....h10 L	62- 73
2-6-1980.....a1 L	49- 60
1-10-1981.....a1 L	68- 93
1-28-1981.....h10 L	55- 70
1-9-1982.....15/15.....h10 L	49- 55
1-26-1982.....17/17.....a1 L	40- 49
1-15-1983.....19/19.....a1 L	61- 81
2-2-1983.....h10 L	64- 74
1-15-1984.....h10 W	56- 47
2-12-1984.....18/nr.....a1 L	67- 68
12-15-1984.....12/14.....9/8.....a1 W	66- 64
1-30-1985.....8/9.....h10 L	53- 61
1-29-1986.....3/3.....a1 W	67- 54
2-27-1986.....4/3.....18/18.....h11 W	69- 57
1-10-1987.....18/20.....a1 L	62- 63
2-14-1987.....h10 W	87- 76
1-16-1988.....h10 L	74- 76
2-20-1988.....14/14.....a1 W	87- 84
1-14-1989.....19/16.....15/17.....a1 L	68- 82
2-18-1989.....19/18.....h10 L	69- 71
1-13-1990.....9/9.....17/nr.....h10 W	92- 85
2-17-1990 (2ot) 13/11.....a1 W	95- 92
3-9-1990.....14/13.....n2 W	76- 67
1-13-1991.....24/21.....a1 L	83- 90
2-3-1991.....23/22.....h10 L	73- 79
3-8-1991.....n2 L	68- 82
1-8-1992.....14/15.....a1 W	80- 63
2-29-1992 (ot).....h10 W	98- 88
1-27-1993.....18/17.....h10 W	85- 74
2-28-1993.....a1 L	60- 68
1-26-1994.....21/19.....a1 L	78- 84
2-26-1994.....23/nr.....h10 W	81- 69

1-25-1995.....21/21.....h10 W	75- 71
2-25-1995.....24/22.....a1 W	72- 68
1-24-1996.....a1 W	76- 71
2-25-1996 (ot).....23/22.....h10 W	92- 83
3-8-1996.....18/18.....n3 W	88- 73
1-25-1997.....h10 W	54- 53
2-22-1997.....a1 L	51- 72
3-6-1997.....n3 L	46- 60
12-4-1997 (ot).....h10 L	69- 71
1-25-1998.....a1 L	51- 56
1-2-1999.....a2 L	69- 75
2-2-1999.....h10 L	50- 51
1-22-2000.....a2 L	58- 66
2-24-2000.....h10 W	66- 63
1-16-2001.....a2 L	60- 72
2-17-2001.....h10 W	69- 54
1-19-2002.....a2 L	71- 84
2-20-2002.....h10 W	65- 59
1-11-2003.....h10 W	85- 61
2-12-2003.....a2 L	57- 63
1-24-2003.....n3 L	65- 71
3-14-2004.....11/13.....a2 L	72- 76
2-25-2004.....18/20.....14/19.....h10 L	69- 79
1-16-2005.....8/8.....a2 L	68- 76
2-13-2005.....h10 L	51- 53
1-14-2006.....a2 L	78- 87
2-12-2006.....h10 W	71- 68
2-6-2007.....h10 W	74- 65
1-23-2008.....a2 W	77- 74
1-17-2009 (ot).....a2 L	71- 76
1-14-2009.....h10 L	65- 86
2-6-2010.....21/19.....h10 W	73- 71
3-13-2010.....n3 W	57- 54
2-26-2011.....a2 L	74- 79
1-11-2012.....a2 W	82- 71
2-9-2012.....h13 L	52- 61
1-9-2013.....a2 L	70- 83
3-3-2013.....h15 L	57- 70
1-26-2014 (ot).....a2 L	78- 80
1-31-2015 (ot).....h15 L	80- 81
1-27-2016.....a2 W	90- 83
1-15-2017.....a2 !	86- 76
2-21-2017.....h15 L	69- 71
3-1-2018.....h15 W	78- 75
3-6-2019.....a2 W	63- 61
1-15-2019 (ot).....a2 W	82- 81
1-25-2020.....h15 W	64- 58
2-15-2022.....h15 L	61- 76
1-17-2023.....h15 L	66- 78
2-4-2023.....a2 L	64- 72
2-3-2024.....a2 L	76- 82

a1-Reynolds Coliseum, a2-PNC Arena, n1-North-South Doubleheader (Charlotte [N.C.] Coliseum); n2-ACC Tournament (Charlotte [N.C.] Coliseum); n3-ACC Tournament (Greensboro [N.C.] Coliseum); h10-The Omni, Atlanta, Ga.

North Texas (2-0)

Home: 2-0, Away: 0-0, Neutral: 0-0

12-31-1997.....h10 W	93- 76
11-24-2017.....h10 W	63- 49

Northeastern (1-0)

Home: 1-0, Away: 0-0, Neutral: 0-0

12-2-2022.....h15 W	81- 65
---------------------	--------

Northern Illinois (1-0)

Home: 1-0, Away: 0-0, Neutral: 0-0

11-17-2022.....h15* W	68- 50
-----------------------	--------

*campus game for the Fort Myers Tipoff

Northern Iowa (1-0)

Home: 0-0, Away: 0-0, Neutral: 1-0

3-19-2004.....14/15.....n1 W	65- 60
------------------------------	--------

n1-NCAA Tournament first round (Bradley Center, Milwaukee, Wis.)

Northwestern (2-3)

Home: 1-1, Away: 1-2, Neutral: 0-0

11-30-2010.....a L	71- 91
11-29-2011.....h12 L	60- 76
12-3-2014.....a W	66- 58
11-28-2017.....h15 W	52- 51
11-28-2018.....a L	61- 67

*ACC-Big Ten Challenge

Notre Dame (13-18!)

Home: 10-4!, Away: 2-12, Neutral: 1-2

All Home Games: 10-4!
At McCamish Pavilion: 7-4!
At Alexander Memorial Coliseum: 3-0
In Atlanta: 10-4!
All Road Games: 2-12
At Purcell Pavilion/Joyce Center: 1-11
As ACC members: 7-16!
In the ACC Tournament: 0-2
All Neutral Games: 1-2
Under Roy Mundorff: 0-1
Under Whack Hyder: 3-1
Under Dwane Morrison: 1-7
Under Bobby Cremins: 2-0
Under Paul Hewitt: 1-0
Under Brian Gregory: 2-4
Under Josh Pastner: 5-9!
Under Damon Stoudamire: 0-3
Vs. Micah Shrewsbury: 0-3
Vs. Mike Brey: 8-13
Vs. Digger Phelps: 3-0
Longest Winning Streak: 5 games (1972-2014)
Longest Losing Streak: 4 games (2014-16, 2018-20)
Most Points Scored: 102 on 2-4-1967
Fewest Points Scored: 42 on 2-22-1941
Most Points Allowed: 90 on 2-26-2022
Fewest Points Allowed: 53 on 2-22-1941
Largest Margin of Victory: 20 in 1-17-1972
Largest Margin of Defeat: 34 on 2-26-2022

! Tech win on 1/25/2017 vacated by NCAA Committee on Infractions

- Notre Dame has won 10 of the last 12 meetings and lead the all-time series, 18-13. Georgia Tech's only win came by an 82-80 score on Feb. 6, 2021 and a 70-68 decision on Feb. 8, 2023, both at McCamish Pavilion.

- The Fighting Irish swept the regular-season series for the second time in three years in 2023-24, taking a 75-68 decision in overtime in Atlanta, and a 58-55 nail-biter in South Bend, and also defeated Tech, 84-80, in the ACC Tournament.

- Since Notre Dame joined the ACC, the teams have split their regular season series five times, and the Fighting Irish have swept the Yellow Jackets four times. Tech has yet to sweep the Irish.

- Notre Dame is one of two permanent home-and-away opponents for Tech in the ACC. However, the teams did not play in South Bend during the 2020-21 season when the game was canceled due to COVID-19.

- The Yellow Jackets are 7-16 against Notre Dame since the Fighting Irish joined the ACC. Only two of those games have been decided by double-digits.

- The teams have played to overtime five times, three of those coming in the last six meetings.

- At McCamish Pavilion, Tech is 7-4 against the Irish (minus one 2017 win vacated by the NCAA), and the games have been decided by a total of 35 points. Tech won all three of the teams' meetings at the Jackets' former home court in Alexander Memorial Coliseum.

- Notre Dame has won all 10 meetings at South Bend since the Fighting Irish became a member of the ACC. Tech's last win at Notre Dame occurred Feb. 24, 1990, a Yellow Jacket team that won the ACC Championship and reached the Final Four behind the Lethal Weapon 3 combination of Kenny Anderson, Dennis Scott and Brian Oliver, who combined for 64 of the Jackets' points in that 88-80 overtime victory.

- That game and a 90-80 Tech victory in Atlanta a year earlier were the only two face-offs ever between legendary coaches Bobby Cremins and Digger Phelps.

- Tech is 2-12 in games played in South Bend, and 1-11 in Purcell Pavilion.

- The Yellow Jackets won five straight meetings between the two teams from 1972 through Tech's 74-69 victory in McCamish Pavilion on Jan. 11, 2014, the team's first meeting as ACC foes.

- Four of the five meetings before that were played with Whack Hyder as Tech's head coach, and the Jackets won three of those, including an 82-62 win in 1972 at Alexander Memorial Coliseum in Phelps' first season as the Fighting Irish head coach.

All-Time Series Results

2-22-1941.....a L	42- 53
2-5-1966.....a W	75- 61
2-4-1967.....h10 W	102- 87
1-30-1969.....nr/16.....a L	52- 71
1-17-1972.....h10 W	82- 62
2-25-1989.....h10 W	90- 80
2-24-1990 (ot).....8/6.....a W	88- 80
11-19-2007.....n1 W	70- 69
1-11-2014.....h15 W	74- 69
2-26-2014.....a L	62- 65

HISTORY

SERIES HISTORY VS. ALL OPPONENTS

1-3-2015 (2 ot).....14/13.....a L	76- 83
1-14-2015.....12/12.....h15 L	59- 62
1-13-2016.....a L	64- 72
2-20-2016.....19/18.....h15 W	63- 62
1-28-2017.....14/12.....h15 W	62- 60
2-26-2017.....21/17.....a L	60- 64
12-30-2017.....a L	59- 68
1-10-2018.....r/25.....h15 W	60- 63
1-22-2019.....h15 W	63- 61
2-10-2019.....a L	59- 69
3-12-2019.....n2 L	71- 78
1-15-2020.....h15 L	74- 78
2-1-2020.....a L	72- 80
2-6-2021.....h15 W	82- 80
1-8-2022 (ot).....h15 L	68- 72
2-26-2022.....a L	56- 90
1-10-2023 (ot).....a L	72- 73
2-8-2023.....h15 W	70- 68
1-10-2024 (ot).....h15 L	68- 75
2-14-2024.....a L	55- 58
3-12-2024.....n3 L	80- 84

n1-Paradise Jam (St. Thomas, U.S. Virgin Islands); n2-ACC Tournament (Spectrum Center, Charlotte, N.C.); n3-ACC Tournament (Capital One Arena, Washington, D.C.)

Oglethorpe (1-0)

Home: 1-0, Away: 0-0, Neutral: 0-0	
2-16-1927.....h5 W	45- 31

Ohio State (3-11)

Home: 2-3, Away: 1-5, Neutral: 0-3	
3-12-1960.....13/8.....3/3.....n1 L	69- 86
1-2-1965.....a L	68- 73
1-16-1967.....h W	84- 73
1-22-1968.....a L	55- 66
1-20-1969.....13/nr.....h L	66- 73
1-26-1970.....a L	71- 74
12-1-1971.....4/4.....h L	55- 63
1-15-1973.....h L	79- 85
1-7-1974.....a L	71- 89
12-23-1974.....a L	67- 75
3-17-1991.....5/5.....n2 L	61- 65
3-19-2003.....h1 W	72- 58
12-3-2003.....13/15.....a1 W	73- 53
3-19-2010.....5/7.....n3 L	66- 75

n1-NCAA Midwest Regional second round (Freedom Hall, Louisville, Ky.); n2-NCAA Midwest Regional second round (Dayton, Ohio, Arena); n3-NCAA Midwest Regional second round (Bradley Center, Milwaukee, Wis.); n1-NIT first round (Alexander Memorial Coliseum, Atlanta, Ga.); a1-ACC-Big Ten Challenge

Ohio University (1-1)

Home: 0-1, Away: 0-0, Neutral: 1-0	
3-11-1960.....13/8.....n1 W	57- 54
11-18-2016.....h15 L	61- 67

n1-NCAA Midwest Regional first round (Freedom Hall, Louisville, Ky.)

Oklahoma (2-2)

Home: 1-0, Away: 0-2, Neutral: 1-0	
12-18-1982.....a L	73- 101
3-3-1985.....10/13.....6/6.....a L	80- 87
12-29-1994.....17/16.....n1 W	89- 85
11-17-1995.....h12 W	83- 72

n1-Rainbow Classic (Special Events Center, Honolulu, Hawaii); h12-Preseason NIT second round (Georgia Dome, Atlanta, Ga.)

Oklahoma City (3-3)

Home: 2-1, Away: 1-1, Neutral: 0-1	
2-14-1959 (3ot).....14/19.....h10 W	71- 65
12-21-1968.....n1 L	57- 59
12-6-1969.....h10 W	68- 54
12-5-1970.....a W	74- 73
2-28-1973.....h10 L	82-102
2-23-1974.....a L	71- 94

n1-Sun Bowl Tournament (Special Events Center, El Paso, Texas)

Oklahoma State (2-2)

Home: 0-0, Away: 0-0, Neutral: 2-2	
12-19-1981.....n1 L	57- 59
11-29-1991.....18/18.....11/8.....n2 L	71- 78
4-3-2004.....14/15.....4/3.....n3 W	67- 65
3-21-2010.....n4 W	64- 59

n1-Sun Bowl Tournament (Special Events Center, El Paso, Texas); n2-Preseason NIT finals (Madison Square Garden, New York, N.Y.); n3-NCAA Final Four national semifinal (Alamodome, San Antonio, Texas); n4-NCAA Midwest Regional second round (Bradley Center, Milwaukee, Wis.)

Old Dominion (2-0)

Home: 1-0, Away: 1-0, Neutral: 0-0	
12-17-1985.....7/7.....h10 W	96- 86
1-12-1987.....a W	81- 64

Oregon (1-1)

Home: 0-0, Away: 0-1, Neutral: 1-0	
12-16-1977.....n1 W	64- 57
3-10-1999.....a1 L	64- 67

n1-Dayton Invitational (Dayton, Ohio, Arena); a1-NIT first round (Eugene, Ore.)

Original Celtics (0-2)

Home: 0-2, Away: 0-0, Neutral: 0-0	
1-11-1933 (exh).....h10 L	31- 40
1-17-1934 (exh).....h10 L	28- 50

Penn-Dixie (1-1)

Home: 0-0, Away: 0-1, Neutral: 1-0	
12-31-1927.....n1 W	41- 36
12-31-1928.....a L	29- 31

n1-Chattanooga, Tenn.

Pennsylvania (2-4)

Home: 1-2, Away: 1-2, Neutral: 0-0	
12-28-1929.....a L	23- 33
2-6-1937.....a L	30- 31
2-24-1951 (ot).....h9 L	77- 83
12-1-1986.....h10 W	84- 57
12-19-1987.....a W	79- 55
11-19-2001.....h10 L	74- 79

*Las Vegas Invitational

Penn State (2-3)

Home: 1-2, Away: 0-1, Neutral: 1-0	
3-18-1998.....h10 L	70- 75
11-28-2006.....21/24.....h10 W	77- 73
12-3-2008.....h10 W	83- 85
12-19-2016.....#a L	60- 67
12-16-2023 (ot).....n1 W	82- 81

*Post-Season NIT quarterfinals; #ACC/Big Ten Challenge; n1-Madison Square Garden (Holiday Festival)

Pepperdine (2-0)

Home: 0-0, Away: 1-0, Neutral: 1-0	
12-16-1983.....n1 W	67- 56
12-20-2008.....a W	86- 58

n1-Casaba Club Classic (A.G. Spanos Center, Stockton, Calif.)

Phillips Oilers (0-1)

Home: 0-1, Away: 0-0, Neutral: 0-0	
2-5-1965 (exh).....h10 L	69- 82

Piedmont (1-0)

Home: 0-0, Away: 1-0, Neutral: 0-0	
2-28-1920.....a W	29- 26

Pittsburgh (12-9!)

Home: 7-3!, Away: 3-4, Neutral: 2-2
All Home Games: 7-3!
At McCamish Pavilion: 5-3!
At Alexander Memorial Coliseum: 2-0
At The Omni: 1-0
In Atlanta: 8-3!
All Road Games: 3-4
At Petersen Events Center: 2-4
As ACC members: 7-9!
In the ACC Tournament: 0-2
All Neutral Games: 2-1
Under Whack Hyder: 3-0
Under Bobby Cremins: 2-0
Under Brian Gregory: 0-3
Under Josh Pastner: 6-5!
Under Damon Stoudamire: 0-1
Vs. Jamie Dixon: 1-3
Vs. Kevin Stallings: 1-1
Vs. Jeff Capel: 5-5 (4-5 at Pittsburgh)
Longest Winning Streak: 5 games (1966-89)
Longest Losing Streak: 4 games (2023-present)
Most Points Scored: 111 on 12-28-1989
Fewest Points Scored: 60 on 1-14-2023
Most Points Allowed: 92 on 12-4-1989, 12-28-1989

Fewest Points Allowed: 52 on 2-28-17

Largest Margin of Victory: 30 on 2-9-1970

Largest Margin of Defeat: 11 on 1-14-2023

*/In 2017 vacated by NCAA Committee on Infractions

• Pittsburgh has won the last four meetings, but Georgia Tech still holds a 12-9 overall lead in a series that began in 1966.

• Pitt won the only scheduled regular-season game in 2023-24 by a 72-64 score in Atlanta, after sweeping the regular-season series from Tech in 2022-23, winning 71-60 in Atlanta and 76-68 in Pittsburgh, and adding an 89-81 win over the Yellow Jackets in the ACC Tournament.

• Tech had won three straight meetings prior to that and trail the Panthers, 7-9, since Pitt became an ACC member.

• Pitt swept a regular-season series from Tech for the first time in 2022-23. Tech and Pitt split the games the other two times they have played twice, in 2017 and 2020.

• Tech's 73-57 win in its final home game of the 2019-20 campaign was the widest margin of victory for either team in 16 meetings as ACC foes.

• Tech won the first five games in the series, prior to Pitt's entry into the ACC, all of which took place between 1966 and 1989. The Panthers won the first three meetings after joining the conference.

• The two most entertaining games between Tech and the former Big East member played in the same month of the 1989-90 season, when the Yellow Jackets led on the way to their second ACC title and first Final Four appearance. Bobby Cremins and Paul Evans were the respective head coaches at the time.

• Tech overcame an early 26-5 deficit to win the ACC/Big East Challenge game in Hartford in early December, getting 42 points from Dennis Scott, including the game-winner with 8 seconds left. Later in the month, the Panthers came to Atlanta for a Kuppenheimer Classic game at the Omni, and Tech won the game without Cremins, who was attending his father's funeral. Kenny Anderson recorded a triple-double with 32 points, 12 rebounds and 18 assists.

• Tech scored easy wins over Pitt in the first three games of the series, all under head coach Whack Hyder, two of which were played at Alexander Memorial Coliseum on the Tech campus.

• Tech has won six of 11 games between the two teams since Josh Pastner became the head coach.

• Tech is 5-4 against the Panthers' current head coach, Jeff Capel, having scored an 86-65 victory over VCU during the 2003-04 season when Capel was the Rams' head coach.

All-Time Series Results

1-4-1966.....h10 W	89- 77
2-9-1970.....a1 W	92- 62
3-6-1971.....h10 W	78- 61
12-4-1989.....21/19.....18/nr.....n1 W	93- 92
12-28-1989.....14/13.....n2 W	111- 92
1-14-2014.....h15 L	74- 81
1-17-2015.....a2 L	65- 70
1-6-2016.....24/21.....a2 L	84- 89
3-5-2016.....h15 W	63- 59
2-28-2017.....h15 !	61- 52
3-7-2017.....n3 L	59- 61
1-13-2018.....a2 W	69- 54
2-20-2019.....h15 W	73- 65
2-8-2020.....a2 L	64- 73
3-4-2020.....h15 W	73- 57
2-14-2021.....h15 W	71- 65
2-19-2022.....a2 W	68- 62
1-14-2023.....h15 L	60- 71
2-21-2023.....a2 L	68- 76
3-8-2023.....n4 L	81- 89
1-23-2024.....h15 L	64- 72

a1-Fitzgerald Field House; a2-Petersen Events Center; n1-ACC-Big East Challenge (Hartford [Conn.] Civic Center); n2-Kuppenheimer Classic (The Omni, Atlanta, Ga.); n3-ACC Tournament (Barclays Center, Brooklyn, N.Y.); n4-ACC Tournament (Greensboro Coliseum, Greensboro, N.C.)

Prairie View A&M (1-0)

Home: 1-0, Away: 0-0, Neutral: 0-0	
11-23-2018.....h15 W	65- 54

Presbyterian (9-0)

Home: 9-0, Away: 0-0, Neutral: 0-0	
1-24-1975 (ot).....h10 W	89- 84
1-29-1976.....h10 W	87- 61
2-9-1977.....h10 W	82- 63
12-12-1979.....h10 W	68- 53
12-17-1980.....h10 W	64- 61
11-30-1981.....h10 W	82- 66
1-6-2008.....h10 W	77- 64
11-14-2012.....h15 W	52- 38
11-8-2013.....h15 W	88- 57

Progressive Club (3-1)

Home: 1-1, Away: 2-0, Neutral: 0-0	
1-23-1923.....a W	33- 30
2-19-1923.....h4 L	33- 43
1-19-1927.....h4 W	44- 16
2-2-1927.....a W	31- 28

Purdue (2-1)

Home: 0-0, Away: 0-0, Neutral: 2-1	
12-26-1980.....n1 L	45- 53
12-30-1988.....17/17.....n2 W	72- 69
11-20-2006.....19/19.....n3 W	79- 61

n1-Gator Bowl Tournament (Jacksonville, Fla.); n2-Rainbow Classic (Balsdel Center, Honolulu, Hawaii); n3-EA Sports Maui Invitational (Lahaina Civic Center, Lahaina, Maui, Hawaii)

Purdue Fort Wayne (1-0)

Home: 1-0, Away: 0-0, Neutral: 0-0	
11-21-2014.....h15 W	78- 69

Formerly IPFW

Radford (1-0)

Home: 1-0, Away: 0-0, Neutral: 0-0	
11-29-1996.....h10 W	91- 60

Randolph-Macon (1-0)

Home: 1-0, Away: 0-0, Neutral: 0-0	
2-26-1972.....h10 W	80- 74

Rhode Island (1-0)

Home: 0-0, Away: 0-0, Neutral: 1-0	
11-30-2014.....n1 W	64- 61

n1-Orlando Classic (Lake Buena Vista, Fla.)

Rice (10-5)

Home: 6-0, Away: 3-4, Neutral: 1-1	
12-30-1947.....n1 L	42- 43
1-2-1951.....a L	51- 58
12-2-1961.....a L	80- 84
11-30-1962.....h10 W	81- 63
12-16-1963 (ot).....a L	79- 84
12-5-1964.....h10 W	71- 56
12-6-1965.....a W	96- 87
12-3-1966.....h10 W	87- 61
12-2-1967.....a W	84- 70
1-23-1969.....h10 W	75- 56
12-9-1969.....a W	87- 57
1-2-1971.....h10 W	82- 72
1-12-1972.....a L	74- 87
1-8-1973.....h10 W	69- 65
11-2-2012.....n2 W	54- 36

n1-All-College Tournament (Oklahoma City, Okla.); n2-DirectTV Classic (Anaheim, Calif.)

Richmond (6-4)

Home: 3-1, Away: 2-2, Neutral: 1-1	
12-30-1985.....7/6.....h10 W	90- 64
11-29-1986 (ot).....a1 L	62- 67
12-22-1987.....nr/20.....h10 L	67- 73
3-20-1988.....n1 L	55- 59
12-20-1988.....16/16.....a W	62- 50
11-28-1989.....21/19.....h10 W	87- 74
12-1-1990.....14/14.....a L	71- 73
1-2-1992.....15/11.....h10 W	82- 75
2-17-1993.....a W	65- 60
12-18-2010.....n2 W	67- 54

a1-Central Fidelity Classic (Robins Center, Richmond, Va.); n1-NCAA East Regional second round (Hartford [Conn.] Civic Center); n2-Battle at Atlantis (Imperial Arena, Atlantis Resort, Paradise Island, Bahamas)

Rider (1-2)

Home: 0-0, Away: 0-2, Neutral: 1-0	
1-2-1931.....a L	33- 38
12-29-1933.....a L	32- 40
11-28-2014.....n1 W	61- 54

n1-Orlando Classic (Lake Buena Vista, Fla.)

Rome YMCA (1-1)

Home: 0-0, Away: 1-1, Neutral: 0-0	
1-31-1920.....a L	33- 41
1-1-1929.....a W	37- 33

SERIES HISTORY VS. ALL OPPONENTS

Rutgers (2-2)

Home: 0-0, Away: 0-0, Neutral: 2-2

12-30-1971.....n1 L	64- 91
12-30-1975.....14/16...n2 L	87- 94
1-9-1986.....5/5.....n2 W	85- 46
12-27-1986.....18/nr.....n3 W	79- 61

n1-Charlotte Invitational (Charlotte [N.C.] Coliseum); n2-Poinsettia Tournament (Greenville, S.C.); n3-Madison Square Garden, New York, N.Y.; n4-ECAC Holiday Festival (Madison Square Garden, New York, N.Y.)

St. Bernard (1-0)

Home: 1-0, Away: 0-0, Neutral: 0-0

1-10-1974.....h10 W	70- 62
---------------------	--------

St. Bonaventure (3-1)

Home: 1-0, Away: 0-0, Neutral: 2-1

12-29-1970.....n1 L	68- 70
3-25-1971 (2ot).....n2 W	76- 71
12-28-1974 (ot).....n3 W	70- 61
12-30-1991.....15/11.....h10 W	98- 60

n1-Gator Bowl Tournament (Jacksonville, Fla.); n2-NIT Semifinals (Madison Square Garden, New York, N.Y.); n3-Maryland Invitational (Cole Field House, College Park, Md.)

St. Francis, N.Y. (1-0)

Home: 1-0, Away: 0-0, Neutral: 0-0

12-2-1982.....h10 W	76- 54
---------------------	--------

St. Francis, Pa. (2-0)

Home: 2-0, Away: 0-0, Neutral: 0-0

12-13-1976.....h10 W	74- 72
12-30-2006.....h10 W	87- 43

St. John's (4-6)

Home: 1-0, Away: 0-0, Neutral: 3-6

3-16-1970.....n1 L	55- 56
12-28-1977.....n2 W	73- 67
12-29-1986.....18/nr.....15/16...n3 L	53- 62
12-5-1990 (ot).....20/20.....17/18...n4 L	72- 73
12-29-1993.....15/15.....n3 W	71- 69
12-28-1996.....n3 L	55- 67
11-28-1997.....n5 W	77- 65
12-21-2003.....5/6.....h10 W	79- 66
11-30-2013.....n6 L	58- 69
12-1-2018.....n7 L	73- 76

n1-NIT quarterfinals (Madison Square Garden, New York, N.Y.); n2-Maryland Invitational (Cole Field House, College Park, Md.); n3-ECAC Holiday Festival (Madison Square Garden, New York, N.Y.); n4-ACC-Big East Challenge (Capital Centre, Landover, Md.); n5-Puerto Rico Shootout (Eugenio Guerra Sports Complex, Bayamon, P.R.); n6-Barclays Center Classic (Barclays Center, Brooklyn, N.Y.); n7-Miami Hoopball Invitational (American Airlines Arena, Miami, Fla.)

Saint Joseph's (0-2)

Home: 0-0, Away: 0-0, Neutral: 0-2

3-15-2001.....23/23...n1 L	62- 66
11-17-2011.....n2 L	53- 66

n1-NCAA West Regional first round (Cox Arena, San Diego, Calif.); n2-Charleston Classic (TD Arena, Charleston, S.C.)

Saint Louis (7-3)

Home: 4-0, Away: 3-2, Neutral: 0-1

12-20-1949.....a L	45- 59
12-27-1958.....a L	79- 90
1-14-1977.....h10 W	71- 59
1-21-1978.....a W	92- 79
1-28-1978.....h10 W	57- 49
3-2-1985.....10/13.....h10 W	64- 54
12-2-1985.....2/na.....a W	62- 55
11-24-2001.....n1 L	54- 67
2-16-2002.....a W	60- 40
12-13-2003.....10/11.....h13 W	75- 62

*n1-Las Vegas Invitational (Valley High School, Las Vegas, Nev.); *h12-Chick-fil-A Peach Bowl Classic (Phillips Arena, Atlanta, Ga.)*

Saint Mary's (1-0)

Home: 0-0, Away: 0-0, Neutral: 1-0

11-25-2012.....n1 W	65- 56
---------------------	--------

n1-DirectV Classic (Anaheim, Calif.)

St. Thomas, Pa. (0-2)

Home: 0-0, Away: 0-2, Neutral: 0-0

1-3-1930.....a L	37- 39
12-30-1933.....a L	31- 45

Samford (4-0)

Home: 3-0, Away: 1-0, Neutral: 0-0

12-4-1948.....a W	62- 42
1-3-1957.....h10 W	95- 54
12-22-1969.....h10 W	97- 76
2-3-1975 (ot).....h10 W	78- 75

Known as Howard College until 1965

Sam Houston State (0-0)

Home: 0-0, Away: 0-0, Neutral: 0-0

11-22-2016.....h15 !	81- 73
----------------------	--------

San Diego State (0-1)

Home: 0-0, Away: 0-1, Neutral: 0-0

3-23-2016.....a L	56- 72
-------------------	--------

**Post-season NIT*

San Francisco (0-1)

Home: 0-0, Away: 0-1, Neutral: 0-0

12-28-1950.....a L	47- 61
--------------------	--------

Santa Clara (0-1)

Home: 0-0, Away: 0-0, Neutral: 0-1

12-30-1995.....n1 L	66- 71
---------------------	--------

n1-Cable Car Classic (San Jose [Calif.] Arena)

Savannah Athletic Club (1-0)

Home: 0-0, Away: 1-0, Neutral: 0-0

12-30-1923.....a W	39- 9
--------------------	-------

Savannah JEA (2-0)

Home: 1-0, Away: 1-0, Neutral: 0-0

12-27-1928.....a W	34- 26
1-14-1930.....h7 W	36- 22

Savannah State (2-0)

Home: 1-0, Away: 1-0, Neutral: 0-0

12-11-2010.....h10 W	69- 59
12-10-2011.....a W	65- 45

Seton Hall (2-1)

Home: 2-0, Away: 0-1, Neutral: 0-0

11-24-1978.....a L	73- 78
2-2-1980.....h10 W	70- 69
3-11-1998.....h10 W	88- 78

**Post-season NIT first round*

Shorter (1-0)

Home: 1-0, Away: 0-0, Neutral: 0-0

11-5-2016 (exh/ot).....h14 W	95- 87
------------------------------	--------

Siena (2-2)

Home: 1-0, Away: 0-2, Neutral: 0-0

3-16-1994.....a L	68- 76
12-2-2009.....h10 W	74- 61
12-22-2010.....a L	57- 62
11-23-2011.....h14 W	72- 44

**Post-season NIT first round (Knickerbocker Arena, Albany, N.Y.)*

University of the South (17-1)

Home: 12-0, Away: 4-1, Neutral: 1-0

2-27-1925.....n1 W	31- 14
1-17-1933.....a W	38- 32
2-6-1933.....h4 W	38- 26
1-20-1934.....a W	40- 39
2-21-1934.....h10 W	43- 27
3-2-1935.....h4 W	42- 31
2-12-1936.....h8 W	34- 16
2-15-1936.....a W	58- 35
1-23-1937.....a W	54- 32
2-10-1937.....h8 W	36- 18
2-10-1938.....h8 W	41- 31
2-8-1939.....h9 W	37- 32
12-18-1954.....h9 W	74- 57
1-6-1955.....a L	66- 67
1-6-1965.....h10 W	84- 71
12-2-1980.....h10 W	45- 42
12-2-1981.....h10 W	92- 56
12-13-1982.....h10 W	85- 41

*Formerly Sewanee
n1-SIC Tournament (City Auditorium, Atlanta, Ga.)*

South Carolina (25-18)

Home: 12-8, Away: 11-8, Neutral: 2-2

2-25-1922.....n1 W	34- 23
1-23-1926.....h7 L	20- 26
2-13-1926.....a L	19- 36
2-26-1927.....n1 L	18- 32
1-10-1930.....h7 W	31- 16
1-7-1931.....h7 L	25- 30
2-21-1931.....a W	41- 17
2-9-1938.....h8 W	57- 35
2-26-1938.....a W	51- 30
2-1-1939.....a W	29- 25
2-21-1939.....h9 W	38- 28
1-6-1940.....a L	30- 34
12-29-1940 (ot).....n2 W	39- 34
12-31-1940.....a W	44- 35
1-7-1941.....h9 W	41- 34
1-10-1942.....a W	35- 32
1-9-1943.....h9 W	33- 23
2-2-1946.....h9 W	55- 45
2-16-1946.....a L	47- 63
12-14-1946.....h9 W	51- 34
12-15-1951.....a W	66- 64
12-28-1951.....n3 L	63- 78
1-28-1952.....h9 L	58- 67
12-12-1952.....h9 L	61- 66
1-24-1953 (ot).....a L	66- 70
12-5-1953.....a L	45- 50
2-18-1954.....h9 W	58- 53
12-20-1954.....h9 L	67- 69
2-19-1954 (ot).....a W	87- 84
2-18-1956.....a W	79- 74
12-20-1956.....h10 L	83- 90
12-7-1957.....a L	64- 70
12-20-1958.....h10 W	92- 62
12-10-1959.....na/15.....a W	70- 64
1-3-1961.....h10 W	85- 65
1-8-1964.....h10 W	87- 73
2-13-1974.....14/14.....h L	73- 82
3-1-1975.....a L	47- 58
2-23-1976.....h10 L	55- 63
2-19-1977.....a W	47- 45
2-16-1983.....a L	53- 61
2-16-1984.....h10 W	68- 50
3-21-2016.....a W	83- 66

*n1-SIC Tournament (City Auditorium, Atlanta, Ga.); n2-Augusta, S.C.; n3-Carolina Invitational (Charlotte, N.C., Coliseum); *Post-season NIT second round*

USC Aiken (1-0)

Home: 1-0, Away: 0-0, Neutral: 0-0

11-25-1985.....2/na.....h10 W	119- 60
-------------------------------	---------

USC Upstate (1-1)

Home: 1-1, Away: 0-0, Neutral: 0-0

12-6-2014.....h15 L	54- 59
1-2-2019.....h15 W	79- 63

South Carolina State (2-0)

Home: 2-0, Away: 0-0, Neutral: 0-0

1-13-1983.....h10 W	106- 78
1-9-1984.....h10 W	90- 65

Southeast Atlanta All-Stars (2-0)

Home: 2-0, Away: 0-0, Neutral: 0-0

11-10-2002 (exh).....h10 W	110- 73
11-10-2003 (exh).....h10 W	112- 75

Southeastern Louisiana (1-0)

Home: 1-0, Away: 0-0, Neutral: 0-0

12-21-2015.....h15 W	75- 62
----------------------	--------

Southern University (0-1)

Home: 0-0, Away: 0-0, Neutral: 0-1

3-19-1993.....18/20.....n1 L	78- 93
11-14-2016.....h15 !	77- 62

n1-NCAA West Regional first round (McKale Center, Tucson, Ariz.)

Southern Bell (1-0)

Home: 1-0, Away: 0-0, Neutral: 0-0

1-28-1927.....h10 W	75- 14
---------------------	--------

Southern California (2-2)

Home: 1-0, Away: 0-1, Neutral: 1-1

3-21-1992.....6/6.....n1 W	79- 78
12-22-2008.....a L	57- 76
12-5-2009.....w/23.....h10 W	79- 53
12-18-2021.....10/9.....n2 L	53- 67

n1-NCAA Midwest Regional second round (Bradley Center, Milwaukee, Wis.); n2-Jerry Colangelo Classic (Footprint Center, Phoenix, Ariz.)

Southern Illinois (1-1)

Home: 1-0, Away: 0-1, Neutral: 0-0

1-5-1970.....h10 W	100- 71
1-30-1971.....a L	69- 89

Southern Methodist (8-6)

Home: 6-0, Away: 1-6, Neutral: 1-0

12-21-1959.....na/12.....a L	71- 80
12-9-1960.....na/12.....h10 W	67- 64
12-1-1961.....a L	55- 67
12-6-1962.....h10 W	73- 65
12-17-1963.....a L	75- 97
12-3-1964.....h10 W	83- 75
12-4-1965.....a L	73- 83
12-1-1966.....h10 W	87- 70
12-4-1967.....a W	77- 74
12-3-1968.....h10 W	87- 59
12-10-1969.....a L	66- 77
12-2-1970.....h10 W	91- 77
12-18-1971.....a L	70- 93
12-21-1986.....18/nr.....n1 W	63- 54

n1-Suntory Ball (Aoyama College, Tokyo, Japan)

Southern Mississippi (2-2)

Home: 2-1, Away: 0-1, Neutral: 0-0

1-31-1974.....h10 L	86- 98
12-17-1974.....a L	86- 94
2-19-1976.....h10 W	65- 60
1-9-1978.....h10 W	94- 65

Soviet National Team (2-2)

Home: 2-2, Away: 0-0, Neutral: 0-0

11-12-1986 (exh).....h10 L	78- 96
11-5-1987 (exh).....h10 L	78- 87
11-15-1989 (exh).....h10 W	103- 88
11-15-1990 (exh/ot).....h10 W	99- 92

Standard Oil (1-0)

Home: 0-0, Away: 0-0, Neutral: 1-0

12-28-1927.....n1 W	47- 20
---------------------	--------

n1-Savannah, Ga.

Stanford (1-2)

Home: 0-1, Away: 0-1, Neutral: 1-0

11-28-1986.....n1 W	67- 65
12-11-1999 (ot).....3/3.....h12 L	61- 64
12-19-2000.....3/3.....a1 L	66- 80

*n1-Central Fidelity Classic (Robins Center, Richmond, Va.); *h12-Delta Air Lines Classic for Kids (Phillips Arena, Atlanta, Ga.); a1-Stanford Invitational (Maples Pavilion, Stanford, Calif.)*

HISTORY

SERIES HISTORY VS. ALL OPPONENTS

Stetson (2-1)

Home: 2-1, Away: 0-0, Neutral: 0-0

2-6-1920.....	h6	W	44- 33
2-17-1973.....	h10	L	70- 81
11-12-2021.....	h15	W	77- 52

Stevens Tech (1-0)

Home: 0-0, Away: 1-0, Neutral: 0-0

12-30-1929.....	a	W	37- 25
-----------------	---	---	--------

Syracuse (9-91)

Home: 5-31, Away: 3-5, Neutral: 1-1

All Home Games: 5-31
At McCamish Pavilion: 4-31
At Phillips Arena: 1-0
At The Omni: 1-0
In Atlanta: 6-31
All Road Games: 3-5
At The JMA Wireless Dome: 3-5
As ACC members: 7-81
In the ACC Tournament: 0-0
All Neutral Games: 1-1
Under Bobby Cremins: 1-0
Under Paul Hewitt: 1-2
Under Brian Gregory: 1-2
Under Josh Pastner: 5-51
Under Damon Stoudamir: 1-0
Vs. Jim Boheim: 7-91
Vs. Adrian Autry: 1-0
Longest Winning Streak: 2 games (1985-2001, 2018-19, 2023-24)
Longest Losing Streak: 2 games (2002-10, 2015-16, 2019-20)
Most Points Scored: 96 on 12-16-2001, 2-28-2023
Fewest Points Scored: 45 on 1-7-2015
Most Points Allowed: 97 on 12-7-2019
Fewest Points Allowed: 46 on 1-7-2015
Largest Margin of Victory: 20 on 2-28-2023
Largest Margin of Defeat: 34 on 12-7-2019
! Tech victory on 2/19/2017 vacated by NCAA Committee on Infractions

- Tech has won seven of the 15 meetings between the two teams since Syracuse joined the ACC and nine of 18 meetings in the history of the series, which dates back to the 1986 NCAA Tournament. (2017 victory was vacated by the NCAA Committee on Infractions)
- Tech has won the last two meetings, including the only regular-season game in 2023-24, a 65-60 decision in Atlanta.
- The Yellow Jackets have won three times in eight visits to the JMA Wireless Dome, including a 67-62 decision on March 4, 2014, with the Orange ranked No. 7 in the nation. They are 3-3 against the Orange at McCamish Pavilion.
- Ten of the 15 meetings as ACC brethren have been decided by seven points or fewer, with one decided in overtime.
- Three of the first four games in the series were played on neutral courts, the first of which had the highest stakes, a second-round NCAA Tournament game at the Omni in Atlanta in 1985.
- The last meeting between the two teams before Syracuse joined the ACC occurred in the championship game of the Legends Classic in Atlantic City in 2010, and ninth-ranked Syracuse survived a 32-point effort by Brian Oliver (who later transferred to Seton Hall) to win, 80-76.
- Tech's first trip to the JMA Wireless Dome came in December of 2003, when the Orange, led by freshmen Carmelo Anthony and Gerry McNamara, routed the Jackets with its freshman duo of Chris Bosh and Jarrett Jack, 92-65, and eventually won the national championship.
- Syracuse had never played on Tech's campus until the 2014-15 season, but the Yellow Jackets did host the 13th-ranked Orange in a Delta Air Lines Classic for Kids game at Phillips Arena in 2001. Jim Boheim missed the game due to prostate surgery and the Yellow Jackets won by 16.

All-Time Series Results

3-17-1985.....	6/6	15/15	n1	W	70- 53
12-16-2001.....	13/12	h12	a	W	96- 80
12-21-2002.....	a	L	65- 92		
11-27-2010.....	9/9	n2	L	76- 80	
3-4-2014.....	7/7	a	W	67- 62	
1-7-2015.....	h15	L	45- 46		
1-30-2016.....	a	L	57- 60		
2-19-2017.....	h15	W!	71- 65		
3-4-2017.....	a	L	61- 90		
1-31-2018.....	h15	W	55- 51		
1-12-2019.....	a	W	73- 59		
12-7-2019.....	h15	L	63- 97		
2-22-2020.....	a	L	72- 79		
2-27-2021.....	h15	W	84- 77		

2-21-2022 (ot).....	a	L	73- 74
1-21-2023.....	h15	L	63- 80
2-28-2023.....	a	W	96- 76
2-17-2024.....	h15	W	65- 60

*n1-NCAA East Regional second round (The Omni, Atlanta, Ga.); *12-Delta Air Lines Classic (Phillips Arena, Atlanta, Ga.); n2-Legends Classic (Boardwalk Hall, Atlantic City, N.J.)*

Tampa (2-1)

Home: 2-0, Away: 0-1, Neutral: 0-0

1-2-1953.....	a	L	58- 64
1-2-1969.....	h10	W	98- 77
2-26-71.....	h10	W	99- 72

Team Fokus (1-0)

Home: 1-0, Away: 0-0, Neutral: 0-0

11-11-2000 (exh).....	h10	W	96- 85
-----------------------	-----	---	--------

Team Nike (2-0)

Home: 2-0, Away: 0-0, Neutral: 0-0

11-19-2002 (exh).....	h10	W	81- 48
11-6-2003 (exh).....	h10	W	100- 89

Temple (2-3)

Home: 1-0, Away: 0-2, Neutral: 1-1

1-3-1931.....	a	L	30- 34		
1-16-1990.....	11/11	h10	W	59- 57	
12-15-1990.....	23/21	a	L	67- 69	
12-27-1993.....	15/15	4/4	n1	W	57- 51
12-7-1996.....	n2	L	58- 76		

n1-ECAC Holiday Festival (Madison Square Garden, New York, N.Y.); n2-Coaches vs. Cancer Classic (Atlantic City [N.J.] Convention Center)

Tennessee (28-45)

Home: 19-15, Away: 9-26, Neutral: 0-4

2-19-1921.....	h4	L	28- 29	
2-17-1922.....	a	L	14- 26	
1-20-1928.....	h7	W	31- 26	
2-13-1928.....	a	W	42- 25	
2-13-1929.....	h7	L	25- 30	
1-22-1930.....	a	L	28- 33	
1-24-1931.....	h7	W	49- 29	
2-9-1931.....	a	W	32- 25	
2-4-1933.....	h4	W	37- 23	
2-13-1933.....	a	L	26- 33	
2-24-1933.....	n1	L	24- 30	
1-31-1934.....	h4	L	35- 45	
2-12-1934.....	a	L	21- 23	
1-16-1935.....	h4	L	26- 36	
2-18-1935.....	a	L	30- 34	
1-17-1936.....	h8	W	33- 30	
2-24-1936.....	a	L	21- 33	
2-29-1940.....	n2	L	43- 55	
1-27-1945.....	a	L	26- 44	
2-10-1945.....	h	W	53- 49	
3-3-1945.....	n3	L	37- 41	
1-26-1946.....	h	L	27- 49	
2-9-1946.....	a	W	38- 34	
1-25-1947.....	h	W	48- 43	
2-7-1947.....	a	L	28- 40	
1-24-1948.....	h	L	57- 59	
2-6-1948.....	L	46- 49		
1-22-1949.....	h	L	56- 63	
2-5-1949.....	a	W	72- 71	
1-21-1950.....	h	W	68- 57	
2-4-1950.....	a	L	56- 69	
3-2-1950.....	n3	L	56- 63	
2-3-1951.....	a	W	71- 57	
2-21-1951.....	h	W	74- 64	
1-26-1952.....	a	L	56- 69	
2-20-1952.....	h	L	81- 83	
1-17-1953.....	L	67- 89		
2-16-1953.....	h	L	79- 81	
1-30-1954.....	h	L	61- 68	
2-22-1954.....	a	L	57- 69	
1-29-1955.....	a	L	58- 79	
2-21-1955.....	h	W	83- 77	
1-28-1956.....	h	W	73- 72	
2-20-1956.....	a	L	74- 76	
1-26-1957.....	a	W	84- 77	
2-19-1957.....	h	W	87- 85	
1-25-1958.....	h	W	82- 79	
2-18-1958.....	a	L	65- 84	
1-24-1959.....	a	L	71- 84	
2-17-1959.....	h10	W	59- 49	
1-23-1960.....	6/6	h10	W	74- 69
2-16-1960.....	6/8	a	L	56- 57
1-28-1961.....	a	L	60- 65	

2-21-1961.....	h10	W	60- 59	
1-27-1962 (ot).....	a	W	66- 65	
2-20-1962.....	h10	W	67- 50	
1-26-1963.....	7/6	h10	W	73- 69
2-19-1963.....	nr/10	a	W	72- 60
1-27-1964.....	a	L	63- 83	
2-18-1964.....	nr/17	h10	W	47- 45
12-7-1964.....	h10	L	52- 66	
1-23-1965.....	nr/13	a	L	48- 55
1-22-1966.....	nr/20	a	L	48- 83
2-28-1966.....	h10	L	47- 58	
2-1-1967.....	nr/13	a	L	48- 59
2-20-1968 (2ot).....	nr/11	h10	L	69- 71
12-17-1968.....	a	L	59- 72	
12-15-2002.....	h13	L	69- 70	
2-7-2004.....	15/16	a	W	77- 62
11-16-2015.....	h15	W	69- 67	
12-3-2016.....	a	L	58- 81	
12-3-2017.....	h15	L	70- 77	
11-13-2018.....	5/6	a	L	53- 66

*n1-SEC Tournament (City Auditorium, Atlanta, Ga.); n1-SEC Tournament (Knoxville, Tenn.); n3-SEC Tournament (Louisville, Ky.); *12-Chick-fil-A Peach Bowl Classic for Kids (Phillips Arena, Atlanta, Ga.)*

Tennessee State (4-0)

Home: 3-0, Away: 1-0, Neutral: 0-0

12-6-2003.....	13/15	h10	W	94- 43
12-10-2005.....	h10	W	82- 72	
11-11-2007.....	a	W	99- 85	
12-30-2008.....	h10	W	63- 58	

Tennessee Tech (3-0)

Home: 3-0, Away: 0-0, Neutral: 0-0

12-14-1978.....	h10	W	108- 63	
11-30-1984.....	18/nr	h10	W	96- 78
12-27-2007.....	h10	W	83- 63	
11-11-2016.....	h15	!	70- 55	

Texas (2-2)

Home: 0-0, Away: 0-0, Neutral: 2-2

12-29-1947.....	n1	L	45- 54		
12-26-1985.....	7/6	n2	W	90- 55	
3-17-1989.....	n3	L	70- 76		
11-27-1991.....	18/18	24/nr	n4	W	120- 07

n1-All-College Tournament (Oklahoma City, Okla.); n2-Cotton States Classic (The Omni, Atlanta, Ga.); n3-NCAA Midwest Regional first round (Reunion Arena, Dallas, Texas); n4-Pre-season NIT semifinals (Madison Square Garden, New York, N.Y.)

Texas A&M (2-0)

Home: 1-0, Away: 0-0, Neutral: 1-0

12-15-1956.....	h10	W	76- 69	
12-17-1985.....	7/7	n1	W	83- 58

n1-Gator Bowl Tournament (Jacksonville, Fla.)

TCU (2-1)

Home: 2-0, Away: 0-0, Neutral: 0-1

12-1-1965.....	h10	W	112- 87
12-21-1967.....	h10	W	70- 67
3-30-2017.....	n1	L	56- 88

n1-Post-season NIT championship game (Madison Square Garden, New York, N.Y.), later vacated by the NCAA Committee on Infractions

Texas-El Paso (1-2)

Home: 0-0, Away: 0-2, Neutral: 1-0

12-20-1968.....	a1	L	71- 75
12-18-1981.....	a1	L	44- 73
11-26-2010.....	n1	W	71- 61

Formerly Texas Western. a1-Sun Bowl Tournament (Special Events Center, El Paso, Texas); n1-Legends Classic (Boardwalk Hall, Atlantic City, N.J.)

Texas-Rio Grande Valley (2-1)

Home: 2-1, Away: 0-0, Neutral: 0-0

1-28-1975.....	h10	L	73- 80
11-22-2017.....	h15	W	78- 68
11-21-2018.....	h15	W	72- 44

**known as Texas-Pan American*

Texas Tech (3-3)

Home: 0-1, Away: 1-1, Neutral: 2-1

12-29-1956.....	n1	W	79- 66	
12-14-1957 (ot).....	h10	L	64- 67	
12-22-1959.....	8/8	a	W	63- 60
12-30-1964.....	n2	L	90- 95	
3-26-2003.....	a1	L	72- 80	
11-28-2003.....	25/v	n3	W	85- 65

n1-All-College Tournament (Oklahoma City, Okla.); n2-Sugar Bowl Tournament (New Orleans, La.); a1-NIT quarterfinals (Lubbock, Texas); n3-Pre-season NIT championship game (Madison Square Garden, New York, N.Y.)

The Citadel (6-0)

Home: 4-0, Away: 2-0, Neutral: 0-0

12-26-1928.....	a	W	41- 35
2-21-1976.....	h10	W	58- 56
1-22-1977.....	a	W	63- 59
2-15-1977.....	h10	W	90- 64
11-20-1998.....	h10	W	73- 50
12-22-2012.....	h15	W	73- 41

Troy (4-2)

Home: 4-2, Away: 0-0, Neutral: 0-0

11-30-1977.....	h10	W	84- 69
1-13-1979.....	h10	W	78- 54
1-12-1980.....	h10	L	49- 64
2-11-1981.....	h10	L	50- 54
12-17-2002.....	h10	W	88- 66
12-28-2006.....	h10	W	85- 55

Formerly Troy State

Tulane (37-33)

Home: 22-10, Away: 9-22, Neutral: 6-1

1-16-1909.....	h10	L	15- 29	
1-4-1926.....	a	L	18- 33	
1-11-1926.....	h10	W	31- 18	
2-11-1927.....	a	W	38- 37	
2-28-1930.....	n1	L	53- 31	
2-5-1938.....	a	L	22- 37	
3-4-1938.....	n2	W	44- 29	
1-21-1939 (ot).....	h10	W	32- 31	
2-3-1940.....	h10	L	25- 37	
1-25-1941.....	h10	L	20- 37	
2-7-1942.....	a	W	52- 43	
2-6-1943.....	h10	W	60- 36	
3-3-1944.....	n3	L	55- 66	
1-29-1945.....	a	W	47- 38	
1-12-1946.....	a	L	45- 58	
2-4-1946.....	h10	W	59- 52	
1-11-1947.....	h10	W	58- 51	
1-31-1947.....	a	L	45- 47	
1-9-1948.....	a	L	29- 54	
2-9-1948.....	h10	L	55- 59	
3-6-1948.....	n3	W	50- 40	
1-7-1949.....	a	L	52- 73	
1-29-1949.....	h10	L	49- 56	
1-7-1950.....	a	L	62- 64	
1-28-1950.....	h10	W	59- 55	
1-6-1951.....	a	L	45- 49	
3-2-1951 (ot).....	n3	W	63- 61	
1-5-1952.....	h10	L	58- 73	
2-23-1953.....	a	L	55- 70	
2-15-1954.....	h10	L	57- 59	
2-14-1955.....	a	L	48- 64	
2-11-1956.....	h10	W	79- 77	
2-9-1957.....	a	L	67- 73	
2-8-1958.....	19/nr	h10	W	69- 53
2-7-1959.....	a	W	77- 67	
2-6-1960.....	6/6	h10	W	74- 55
2-13-1961.....	a	W	81- 79	
2-12-1962 (ot).....	h10	W	77- 74	
2-8-1963 (ot).....	6/6	a	L	69- 77
2-8-1964.....	h10	W	92- 68	
2-17-1966.....	h10	W	99- 85	
1-7-1967.....	h10	L	91- 99	
2-18-1967.....	a	L	71- 74	
1-6-1968.....	h10	W	100- 81	

SERIES HISTORY VS. ALL OPPONENTS

2-20-1974.....h10	L	70- 71
2-24-1975.....h10	W	74- 69
1-17-1976.....a	L	58- 59
3-4-1976.....n4	W	74- 68
12-22-1976.....a	L	57- 64
1-29-1977.....h10	W	89- 62
1-16-1978.....a	W	75- 70
2-11-1978.....h10	W	63- 58
12-27-1990.....n5	W	95- 83
12-23-2001.....h10	L	69- 79
1-2-2003.....a	L	66- 80
12-3-2011.....a	L	52- 57
11-9-2012.....h15	W	79- 61
12-5-2015.....a	W	76- 68
11-26-2016.....h15	!	82- 68

n1-SIC Tournament (City Auditorium, Atlanta, Ga.); n2-SEC Tournament (Baton Rouge, La.); n3-SEC Tournament (Louisville, Ky.); n4-Metro Tournament (Freedom Hall, Louisville, Ky.); n5-Sugar Bowl Tournament (Louisiana Superdome, New Orleans, La.)

Turner Field (1-0)

Home: 1-0, Away: 0-0, Neutral: 0-0

1-8-1942.....h9	W	49- 35
-----------------	---	--------

Tusculum (0-0)

Home: 0-0, Away: 0-0, Neutral: 0-0

2-7-2017.....h15	!	96- 58
------------------	---	--------

UCLA (1-4)

Home: 0-0, Away: 0-2, Neutral: 1-2

12-29-1966.....1/1	a1	L	72- 91	
12-27-1969.....2/2	a1	L	90-121	
12-2-2000.....n1	W	72- 67		
11-22-2006.....19/19	5/5	n2	L	73- 88
11-10-2017.....21/23	n3	L	60- 63	

a1-Bruin Classic (Pauley Pavilion, Los Angeles, Calif.); n1-Wooden Classic (Arrowhead Pond, Anaheim, Calif.); n2-EA Sports Maui Invitational (Lahaina Civic Center, Lahaina, Maui, Hawaii); n3-Pac-12 China Game (Baoshan Arena, Shanghai, China)

U.S. Marines (0-1)

Home: 0-0, Away: 0-0, Neutral: 0-1

12-8-1951 (exh)	n1	L	58- 90
-----------------	----	---	--------

n1-Parris Island, S.C.

USA Verich Reps (1-0)

Home: 1-0, Away: 0-0, Neutral: 0-0

11-16-1993 (exh)	h10	W	124-110
------------------	-----	---	---------

Utah (0-1)

Home: 0-0, Away: 0-0, Neutral: 0-1

11-21-2022.....n1	L	64- 68
-------------------	---	--------

n1-Fort Myers Tip-Off (Suncoast Credit Union Arena, Fort Myers, Fla.)

Utah State (0-1)

Home: 0-0, Away: 0-0, Neutral: 0-1

12-13-1960.....15/12	n1	L	62- 67
----------------------	----	---	--------

n1-Bluegrass Invitational (Freedom Hall, Louisville, Ky.)

Vanderbilt (33-40)

Home: 22-14, Away: 8-26, Neutral: 3-0

2-6-1914.....h3	L	55- 41	
1-30-1920.....h4	L	21- 39	
2-27-1920.....a	L	3- 32	
1-24-1925.....h4	L	28- 37	
1-15-1926.....a	L	23- 27	
1-21-1927.....h4	W	36- 29	
2-10-1928.....a	W	41- 31	
1-19-1929.....a	W	40- 28	
2-2-1929.....h4	W	38- 15	
2-1-1930.....h4	W	46- 25	
2-7-1930.....a	W	41- 37	
1-16-1931.....h4	W	44- 37	
2-5-1931.....a	L	32- 45	
1-16-1932.....h4	W	45- 27	
1-18-1933.....a	L	27- 38	
1-6-1934.....h4	L	22- 24	
2-9-1934.....a	L	30- 38	
1-25-1935 (ot)	h4	L	32- 33
2-8-1935.....a	L	24- 53	
1-18-1936.....a	L	23- 42	
2-8-1936.....h8	L	40- 42	
2-28-1936.....n1	W	42- 37	
1-16-1937.....h8	W	39- 27	

2-13-1937.....a	W	40- 30			
1-15-1938.....h8	W	59- 25			
2-12-1938.....a	W	40- 35			
3-5-1938.....n2	W	50- 18			
1-14-1939.....h9	W	30- 24			
2-11-1939.....a	L	42- 49			
1-13-1940.....h9	W	49- 43			
2-10-1940.....a	W	57- 39			
1-18-1941.....h9	W	55- 48			
2-15-1941.....a	L	41- 54			
1-17-1942.....h9	L	32- 39			
2-14-1942.....a	W	35- 27			
1-16-1943.....h9	W	43- 29			
2-13-1943.....a	L	28- 52			
3-2-1944.....n3	W	63- 51			
2-10-1951.....a	L	47- 65			
2-19-1951.....h9	L	67- 69			
2-2-1952.....a	L	67- 92			
2-18-1952.....h9	L	58- 83			
1-10-1953.....a	L	60- 72			
1-26-1953.....h9	W	85- 79			
1-11-1954.....h9	L	55- 63			
1-23-1954.....19/nr	a	L	65- 84		
1-10-1955.....h9	L	69- 71			
1-22-1955.....a	a	L	63- 83		
1-9-1956.....4/nr	h9	L	59- 72		
1-21-1956.....5/6	a	L	64- 67		
1-7-1957.....9/11	h10	L	73- 81		
1-19-1957.....10/10	a	L	74- 93		
1-18-1958.....h10	W	81- 60			
3-1-1958.....a	L	59- 60			
1-17-1959.....nr/19	h10	W	80- 61		
2-28-1959.....a	W	71- 67			
1-16-1960 (ot)	6/6	h10	W	74- 66	
2-27-1960.....6/8	a	L	57- 62		
1-21-1961.....h10	L	56- 69			
3-4-1961.....nr/18	a	L	59- 79		
1-20-1962.....a	L	71- 66			
3-3-1962.....a	L	74- 88			
2-13-1963.....10/9	h10	W	69- 62		
3-2-1963.....10/12	a	L	74- 75		
2-12-1964 (ot)	7/7	h10	W	75- 71	
2-29-1964.....nr/13	a	L	89-103		
12-18-1993 (ot)	14/14	24/24	h11	W	86- 77
1-3-2006.....h10	W	76- 67			
12-9-2006.....25/nr	a	L	64- 73		
12-1-2007.....a	L	79- 92			
12-6-2008.....h10	W	63- 51			
12-21-2013.....a	L	63- 76			
12-20-2014.....h15	W	65- 60			

h11-Kuppenheimer Classic (Georgia Dome, Atlanta, Ga.); n1-SEC Tournament (Knoxville, Tenn.); n2-SEC Tournament (Baton Rouge, La.); n3-SEC Tournament (Louisville, Ky.)

Villanova (3-1)

Home: 0-0, Away: 0-0, Neutral: 3-1

3-15-1986.....6/6	n1	W	66- 61
12-28-1990.....n2	W	99- 87	
12-3-1991.....17/6	n3	W	80- 59
11-27-2015.....8/9	n4	L	52- 69

n1-NCAA Southeast Second Round (Assembly Center, Baton Rouge, La.); n2-Sugar Bowl Tournament (Louisiana Superdome, New Orleans, La.); n3-ACC-Big East Challenge (The Omni, Atlanta, Ga.); n4-NIT Season Tip-Off (Barclays Center, Brooklyn, N.Y.)

Virginia (40-49)

Home: 24-17, Away: 11-27, Neutral: 5-5

All Home Games: 24-17
At McCamish Pavilion: 2-6
At Alexander Memorial Coliseum: 21-8
At Georgia Dome: 1-0
At The Omni: 1-3
At Philips Arena: 0-1
In Atlanta: 26-18
All Road Games: 11-27
At John Paul Jones Arena: 1-11
At University Hall: 10-16
As ACC members: 38-48
In the ACC Tournament: 5-5
All Neutral Games: 5-5
Under Whack Hyder: 1-1
Under Dwane Morrison: 1-4
Under Bobby Cremins: 24-20
Under Paul Hewitt: 11-8
Under Brian Gregory: 2-5
Under Josh Pastner: 0-9
Under Damon Stoudamire: 0-2
Vs. Tony Bennett: 2-19
Longest Winning Streak: 9 games (1990-94)
Longest Losing Streak: 11 games (2016-present)
Most Points Scored: 105 on 2-14-1998

Fewest Points Scored: 28 on 1-22-2015
Most Points Allowed: 96 on 3-12-1983
Fewest Points Allowed: 46 on 1-21-1985
Largest Margin of Victory: 27 on 1-19-1991
Largest Margin of Defeat: 41 on 2-16-1981

- Virginia has won the last 12 games in the series, and 20 of the last 22 meetings to move ahead 49-40 in the all-time series, which dates back to 1947.
- The Cavaliers swept the 2023-24 regular-season series, winning 75-66 in Atlanta and 72-57 in Charlottesville.
- Tech is just 1-11 at John Paul Jones Arena and has lost on its last 10 trips to Charlottesville. The Jackets' last win on the Cavaliers' home court was Jan. 27, 2008, a 92-82 overtime decision.
- The Yellow Jackets were 10-16 against Virginia at University Hall, the Cavaliers' former homecourt, Tech's best winning percentage on any ACC foe's homecourt.
- Tech is 2-6 against Virginia in McCamish Pavilion after going 21-8 against the Cavaliers in Alexander Memorial Coliseum. Overall, the Yellow Jackets are 24-17 on all home courts and 26-18 in games played in the city of Atlanta.
- Since Tech joined the ACC, the Yellow Jackets are 38-48 against Virginia.
- Tech was 11-8 against Virginia under Paul Hewitt, including wins in all three meetings in Hewitt's first season of 2000-01. Tony Bennett is 19-2 vs. Tech.
- Tech has failed to score 50 points in six of the 21 meetings against Bennett's Virginia teams. Tech's high of 75 came in the very first meeting in 2010.
- Tech and Virginia have played to overtime seven times since the 1983-84 season, including a 72-71 triple-overtime win for Tech in Atlanta on Jan. 23, 1984, and an 88-85 double-overtime triumph for Virginia in Charlottesville on Jan. 22, 1995.
- In the ACC Tournament, Tech has won five of 10 meetings, including a 70-61 Jacket victory in the 1990 final in Charlotte.

All-Time Series Results

12-20-1947.....h9	W	51- 48			
12-1-1969.....h10	W	72- 49			
1-16-1971.....a1	L	84- 89			
12-1-1979.....13/13	a1	L	37- 55		
2-9-1980.....18/nr	h10	W	62- 61		
1-17-1981.....2/2	a1	L	48- 85		
2-16-1981.....1/1	h10	L	42- 83		
3-5-1981.....4/4	n1	L	47- 76		
1-16-1982.....3/2	h10	L	60- 79		
2-15-1982.....1/1	a1	L	52- 56		
1-17-1983.....2/2	h11	L	52- 66		
2-14-1983.....3/2	a1	L	69- 92		
3-12-1983.....2/2	n2	L	67- 96		
1-23-1984 (ot)	h10	W	72- 71		
2-7-1984.....18/nr	a1	L	59- 91		
1-21-1985.....17/15	h10	W	49- 46		
2-16-1985.....6/5	a1	L	55- 62		
3-8-1985.....9/11	n2	W	55- 48		
1-4-1986.....6/6	a1	W	64- 61		
2-15-1986.....5/5	h10	W	62- 55		
1-22-1987.....h11	L	58- 61			
2-18-1987.....a1	L	58- 60			
3-6-1987.....n1	L	54- 55			
1-23-1988.....a1	L	55- 58			
2-25-1988.....20/16	h10	W	76- 71		
2-6-1989.....a1	L	71- 78			
2-22-1989.....h10	W	73- 65			
1-21-1990 (ot)	11/11	a1	L	79- 81	
2-22-1990.....8/6	h10	L	71- 73		
3-11-1990.....14/13	n3	W	70- 61		
1-19-1991.....14/15	h10	W	78- 51		
2-19-1991.....20/19	a1	W	73- 60		
1-14-1992.....16/14	h10	W	75- 71		
2-22-1992.....a1	W	52- 49			
3-13-1992.....n3	W	68- 56			
1-23-1993.....16/16	7/10	a1	W	75- 71	
2-23-1993.....22/22	h10	W	73- 61		
1-23-1994.....17/17	h10	W	74- 70		
2-22-1994 (ot)	23/nr	a1	L	72- 73	
1-22-1995 (ot)	22/18	18/19	a1	L	85- 88
2-22-1995.....24/22	14/14	h10	L	60- 83	
3-10-1995.....11/13	n4	L	67- 77		
1-20-1996.....h10	W	90- 70			
2-21-1996.....23/22	a1	W	84- 75		
1-22-1997.....a1	L	64- 68			
2-6-1997.....h10	W	66- 53			
1-15-1998.....a1	W	83- 65			
2-14-1998.....h10	W	105- 86			
1-23-1999.....a1	W	77- 65			
2-25-1999 (ot)	h10	W	74- 68		
1-8-2000.....a1	L	65- 83			
2-9-2000.....h10	W	68- 47			
1-9-2001.....10/11	a1	W	73- 68		
2-11-2001.....6/9	h10	W	62- 56		
3-9-2001.....12/12	n5	W	74- 69		

1-22-2002.....7/7	h10	L	65- 69
2-23-2002.....22/15	a1	W	82- 80
2-1-2003.....h10	W	80- 60	
3-5-2003.....a1	W	90- 73	
1-15-2004.....12/14	h10	W	75- 57
2-14-2004.....15/16	a1	L	80- 82
1-8-2005.....9/10	h10	W	92- 69
12-4-2005.....h10	W	63- 54	
2-24-2007.....24/n	a2	L	69- 75
1-27-2008 (ot)	a2	W	92- 82
3-3-2008.....h10	L	74- 76	
3-13-2008.....n6	W	94- 76	
12-28-2008 (ot)	h10	L	84- 88
1-13-2010.....20/18	a2	L	75- 82
1-22-2011.....a2	L	64- 72	
2-23-2011.....h10	L	56- 62	
1-19-2012.....15/17	h13	L	38- 70
3-20-2013.....h15	W	66- 60	
2-24-2013.....a2	L	54- 82	
2-8-2014.....h15	L	45- 64	
1-22-2015.....a2	L	28- 57	
1-9-2016.....4/4	h15	W	68- 64
3-10-2016.....4/4	n7	L	52- 72
1-21-2017.....16/16	a2	L	49- 62
1-18-2018.....2/2	a2	L	48- 64
2-21-2018.....1/2	a2	L	54- 65
2-27-2019.....2/2	a2	L	51- 81
1-18-2020.....h15	L	58- 63	
1-23-2021.....13/12	a2	L	62- 64
2-10-2021.....9/9	h15	L	49- 57
12-12-2022.....a2	L	53- 63	
2-13-2022.....13/14	h15	L	56- 74
1-20-2024.....h15	L	66- 75	
3-9-2024.....a2	L	57- 72	

a1-University Hall; a2-John Paul Jones Arena; n1-ACC Tournament (Capital Centre, Landover, Md.); n2-ACC Tournament (The Omni, Atlanta, Ga.); n3-ACC Tournament (Charlotte [N.C.] Coliseum); n4-ACC Tournament (Greensboro [N.C.] Coliseum); n5-ACC Tournament (Georgia Dome, Atlanta, Ga.); n6-ACC Tournament (Bobscats Arena, Charlotte, N.C.); n7-ACC Tournament (Verizon Center, Washington, D.C.)

Virginia Commonwealth (3-0)

Home: 2-0, Away: 0-0, Neutral: 1-0

12-29-2003.....3/3	h10	W	86- 65
11-18-2011.....n1	W	73- 60	
12-15-2015.....h15	W	77- 64	
12-7-2016 (ot)	a	!	76- 73

n1-Charleston Classic (TD Arena, Charleston, S.C.)

Virginia Tech (9-23)

Home: 5-9, Away: 2-12, Neutral: 2-2

All Home Games: 5-9
At McCamish Pavilion: 3-5
At Alexander Memorial Coliseum: 2-4
In Atlanta: 5-9
In Blacksburg:

SERIES HISTORY VS. ALL OPPONENTS

the Yellow Jackets received extraordinary performances by individuals to win two of those games. On Jan. 19, 2008, reserve guard Matt Causey came off the bench to hit seven threes and pour in 30 points in the Jackets' 81-70 victory. On Jan. 25, 2011, Iman Shumpert recorded the fourth triple-double in Tech history with 22 points, 12 rebounds and 11 assists in the Jackets' 72-57 win.

- The Hokies, led by future NBA star Dell Curry, held off the Jackets and their future All-Americans Mark Price and John Salley, 77-74, in the teams' first meeting, a first-round post-season NIT game, at Cassell Coliseum in 1984.

- The teams have split two ACC Tournament encounters, the Jackets capturing a 73-54 victory in the first round of the 2005 tournament in Washington, D.C., and the Hokies winning a 59-43 decision in the first round in 2011 in Greensboro.

- Georgia Tech's first victory over Virginia Tech occurred on Dec. 27, 1962, a 73-72 overtime triumph at the Gator Bowl Tournament that was part of an 11-0 start for the Yellow Jackets. Tech went on to finish the season 21-5. That remains the only meeting between the two teams when both were ranked in the nation's top 25.

- Both teams were members of the old Metro Conference, but not at the same time. Georgia Tech was a member for three seasons from 1975-76 through 1977-78 before leaving to join the ACC. Virginia Tech joined the league for the 1978-79 season.

All-Time Series Results

2-14-1921a	L	15- 31	
12-20-1957h10	L	59- 70	
12-27-1962 (ot) nr/18n1	W	73- 72	
12-22-1979n2	L	62- 67	
3-10-1984a1	L	74- 77	
1-22-200512/15	h10	69- 70	
3-11-2005n3	W	73- 54	
1-31-2006a	L	62- 63	
1-28-2007h10	L	65- 73	
1-19-2008h10	W	81- 70	
2-23-2008a	L	84- 92	
2-11-2009a	L	71- 76	
3-6-2010h10	L	82- 88	
1-25-2011h10	W	72- 57	
2-13-2011a	L	77-102	
3-10-2011n4	L	43- 59	
2-18-2012 (ot)a	L	73- 74	
1-12-2013 (ot)h15	L	65- 70	
2-9-2013a	W	64- 54	
3-8-2014h15	W	62- 51	
2-9-2015a	L	63- 65	
1-16-2016h15	L	77- 78	
1-18-2017a	L	61- 62	
2-17-2018h15	L	56- 76	
1-9-20199/7	h15	49- 52	
2-13-201922/16	a	68- 76	
2-4-2020h15	W	76- 57	
2-23-202116/15	a	W	69- 53
2-2-2022a	L	66- 81	
2-23-2022h15	L	58- 62	
2-15-2023h15	W	77- 70	
1-27-2024a	L	67- 91	

n1-Gator Bowl Tournament (Jacksonville, Fla.); n2-Roanoke Times & World News Holiday Classic (Roanoke Va.) Civic Center; n3-ACC Tournament (MCI Center, Washington, D.C.); n4-ACC Tournament (Greensboro Coliseum, Greensboro, N.C.); a1-NIT first round

VMI (6-2)

Home: 5-0, Away: 0-2, Neutral: 1-0

2-12-1921a	L	16- 53	
1-18-1965h10	W	82- 71	
1-15-1966h10	W	86- 73	
1-30-1968h10	W	90- 70	
2-5-1969n1	W	87- 74	
12-8-1975a	L	53- 68	
2-2-1976h10	W	66- 56	
1-2-199314/13	h10	W	78- 52

n1-Salem, Va.

Wake Forest (47-43)

Home: 31-11, Away: 15-28, Neutral: 1-4

All Home Games: 31-11
At McCamish Pavilion: 6-2
At Alexander Memorial Coliseum: 24-9
At Philips Arena: 1-0
In Atlanta: 31-11
All Road Games: 15-28
At Joel Coliseum: 11-21
At Winston-Salem: 12-24
At Greensboro (regular season): 2-3
At Greensboro (all games): 2-4
As ACC members: 46-41
In the ACC Tournament: 0-4
All Neutral Games: 1-4
Under Whiack Hyder: 0-2
Under Dwane Morrison: 0-4
Under Bobby Cremins: 22-18
Under Paul Hewitt: 12-12
Under Brian Gregory: 6-2
Under Josh Pastner: 5-4
Under Damon Stoudamire: 1-1
Vs. Danny Manning: 5-3
Vs. Steve Forbes: 3-4 (3-3 while at Wake Forest)
Longest Winning Streak: 12 games (1985-91)
Longest Losing Streak: 9 games (1965-83)
Most Points Scored: 112 on 3-8-2007
Fewest Points Scored: 38 on 2-6-1982
Most Points Allowed: 114 on 3-8-2007
Fewest Points Allowed: 39 on 1-19-2011
Largest Margin of Victory: 35 on 1-19-2011
Largest Margin of Defeat: 30 on 2-7-1981

- Georgia Tech has a 47-43 lead in the all-time series and a 46-41 lead in games played since it became a member of the ACC. That is the best winning percentage that the Yellow Jackets have against any of the pre-2005 expansion members of the conference.

- Tech has won 12 of the last 18 meetings between the two teams, which split their regular season series in 2023-24, Wake winning 80-51 in Atlanta and Tech winning 70-69 in Winston-Salem.

- Tech had won its last 14 games against Wake Forest at home, dating back to an 80-76 Demon Deacon win on Feb. 22, 2004, before Wake won its last two games at McCamish Pavilion. The Jackets won the last seven meetings in Alexander Memorial Coliseum, a 69-62 decision at Philips Arena during the 2011-12 season, and the first six meetings at McCamish Pavilion.

- Tech was 24-9 against Wake Forest in games played at Alexander Memorial Coliseum, and is 31-11 against the Demon Deacons in Atlanta.

- Tech made a sweep of the season series in 2010-11, setting school records in each game for margin of victory in an ACC game (74-39 at home on Jan. 19) and for margin of victory in an ACC road game (80-54 on Mar. 3, broken in 2021). The Jackets also swept the Demon Deacons in 2012-13.

- Tech has one of its better records in an opponent's building, 11-21 in the Joel Coliseum. Tech is 15-28 against Wake Forest on the road, including a 2-3 mark in regular-season games played in Greensboro and a 2-4 mark in games played in Winston-Salem prior to the opening of Joel Coliseum.

- Tech is 44-32 against Wake Forest since 1985, including 12 straight victories from 1985-91.

- Demon Deacons' coach Steve Forbes is 4-3 against the Jackets, having led his East Tennessee State team to a 69-68 victory over the Jackets in Atlanta during his first season with the Buccaneers on Nov. 15, 2015.

- Wake Forest has won all four of its meetings with Georgia Tech in the ACC Tournament, including a 75-74 triumph in the 1996 championship game in Greensboro. Wake Forest took the 2007 first round meeting, winning 114-112 in double-overtime, the highest-scoring game in ACC Tournament history and the highest-scoring game for Tech involving an ACC opponent in its history.

All-Time Series Results

12-29-1949n1	W	64- 57		
1-12-1965h10	L	78- 97		
1-8-1966a1	L	80- 96		
1-26-1980h10	L	59- 67		
2-16-1980a1	L	48- 49		
1-3-19818/8	a1	L	61- 87	
2-7-19818/8	h10	L	56- 86	
1-2-1982nr/20	h10	L	56- 74	
2-6-198213/16	a2	L	38- 53	
1-8-1983a2	L	53- 60		
2-12-1983h10	W	70- 69		
1-7-19848/9	h10	W	68- 66	
2-2-1984 (ot)18/nr	15/15	a1	L	74- 78

1-5-19858/7a2	L	54- 68	
2-10-198510/7h10	W	94- 75	
1-8-19865/5h10	W	72- 58	
2-19-19865/5a1	W	59- 49	
1-3-1987 (ot)18/nra1	W	65- 59	
2-7-1987h10	W	83- 69	
1-10-1988h10	W	78- 66	
2-18-1988a2	W	78- 75	
1-7-198919/16	a2	W	84- 75
2-11-1989h10	W	75- 70	
1-6-199012/12a	W	91- 79	
2-7-199016/15h10	W	79- 70	
1-6-199124/nrh10	W	101- 91	
2-9-1991a	L	74- 86	
1-18-199216/14nr/24	a	L	72- 86
2-27-1992h10	W	80- 61	
1-21-199316/16h10	L	58- 81	
2-20-199310/11a	W	69- 58	
1-19-199417/17a	L	63- 67	
2-19-199425/nrh10	W	71- 69	
3-11-1994n2	L	49- 74	
1-17-199522/1815/16	h10	W	67- 65
2-18-199520/1714/14	a	L	62- 73
1-17-19966/6a	L	63- 66	
2-17-19968/9h10	W	64- 63	
3-10-199618/1812/10	n3	L	74- 75
1-8-19972/2h10	L	63- 73	
2-25-19975/5a	L	55- 71	
1-10-1998h10	W	70- 63	
2-11-1998a	W	77- 76	
1-16-1999h10	W	75- 61	
2-16-1999a	L	58- 67	
1-27-2000h10	L	46- 60	
2-27-2000a	L	64- 76	
1-13-2001 (ot)6/6h10	W	95- 89	
2-14-200123/15a	L	65- 81	
1-26-200221/16a	L	74- 87	
2-27-200224/22h10	W	90- 77	
3-8-2002n2	L	83- 92	
1-19-2003a	L	66- 73	
2-20-2003h10	L	67- 75	
1-20-200411/1310/7	a	W	73- 66
2-22-200418/1615/15	h10	L	76- 80
1-27-2005 (ot)22/215/5	h10	W	102-101
3-2-20054/4a	L	91- 98	
1-18-2006a	L	71- 86	
2-25-2006h10	W	76- 61	
1-30-2007a	L	75- 85	
2-21-2007h10	W	75- 61	
3-8-2007 (2ot)n4	L	112-114	
2-6-2008 (ot)a	W	89- 83	
3-1-2008 (ot)h10	W	87- 79	
1-31-20096/4h10	W	76- 74	
2-18-20098/8a	L	69- 87	
1-28-201022/22h10	W	79- 58	
2-13-201020/20a	L	64- 75	
1-19-2011h10	W	74- 39	
3-3-2011a	W	80- 54	
2-15-2012a	L	50- 59	
3-3-2012h13	W	69- 62	
1-26-2013h15	W	82- 62	
2-16-2013a	W	57- 56	
2-1-2014a	W	79- 70	
1-10-2015a	L	69- 76	
2-7-2015h15	W	73- 59	
2-10-2016h15	W	71- 66	
2-4-2017a	L	69- 81	
2-14-2018a	L	62- 79	
3-3-2018h15	W	64- 56	
1-5-2019h15	W	92- 79	
2-19-2020a	W	86- 79	
1-3-2021h15	W	70- 54	
3-5-2021a	W	75- 63	
1-19-2022h15	L	64- 80	
2-11-2023a	L	70- 71	
2-6-2024h15	L	51- 80	
3-5-2024a	W	70- 69	

n1-Dixie Classic (Reynolds Coliseum, Raleigh, N.C.); n2-ACC Tournament (Charlotte [N.C.] Coliseum); n3-ACC Tournament (Greensboro [N.C.] Coliseum); a1-Winston-Salem, N.C., Coliseum; n4-ACC Tournament (St. Pete Times Forum, Tampa, Fla.); a2-Greensboro [N.C.] Coliseum

Washington (2-1)

Home: 0-0, Away: 0-0, Neutral: 2-1

12-27-198410/1311/12n1	W	65- 58
11-29-199816/16n2	L	60- 76
11-26-1999n3	W	82- 65

n1-Rainbow Classic (Special Events Center, Honolulu, Hawaii); n2-Big Island Invitational (Atook-Chinen Civic Auditorium, Hilo, Hawaii); n3-Great Alaska Shootout (Sullivan Arena, Anchorage, Alaska)

West Chester State (1-0)

Home: 1-0, Away: 0-0, Neutral: 0-0

12-16-1981h10	W	89- 60
------------	-------	----------	---	--------

West Virginia (2-1)

Home: 0-0, Away: 0-1, Neutral: 2-0

12-31-1949n1	W	63- 48
2-7-1968a	L	75- 79
11-28-1998n2	W	58- 53

n1-Dixie Classic (Reynolds Coliseum, Raleigh, N.C.); n2-Big Island Invitational (Atook-Chinen Civic Auditorium, Hilo, Hawaii)

West Virginia Tech (1-0)

Home: 1-0, Away: 0-0, Neutral: 0-0

2-21-1980h10	W	67- 52
-----------	-------	----------	---	--------

Western Carolina (6-1)

Home: 5-1, Away: 1-0, Neutral: 0-0

1-11-1979a	W	72- 50
2-1-1979h10	W	100- 75
1-9-1980h10	W	70- 60
11-28-1980h10	L	77- 88
12-2-199316/17h10	W	77- 55
12-1-199420/19h10	W	89- 63
1-13-1996h11	W	91- 78

Westminster (1-0)

Home: 0-0, Away: 0-0, Neutral: 1-0

12-29-1955n1	W	65- 56
------------	-------	---------	---	--------

n1-Queen City Tournament (Buffalo, N.Y.)

William & Mary (6-1)

Home: 5-0, Away: 0-1, Neutral: 1-0

12-6-1961h10	W	72- 56
2-4-19636/6h10	W	50- 49
12-21-1964h10	W	91- 73
1-22-1965h10	W	92- 73
12-20-1971h10	W	83- 71
12-18-1972a	L	60- 63
12-29-1987n1	W	90- 59

n1-Cotton States Classic (The Omni, Atlanta, Ga.)

Winthrop (1-1)

Home: 1-0, Away: 0-0, Neutral: 0-1

11-24-1997h10	W	95- 65
11-18-2007n1	L	73- 79

n1-Paradise Jam (St. Thomas, U.S. Virgin Islands)

Winston-Salem State (3-0)

Home: 3-0, Away: 0-0, Neutral: 0-0

1-3-2007h10	W	97- 46
11-14-2008h10	W	92- 47
12-29-2009w/20h10	W	78- 43

Wisconsin (1-2)

Home: 1-1, Away: 0-0, Neutral: 0

SERIES HISTORY VS. ALL OPPONENTS

Wofford (13-3)

Home: 13-2, Away: 0-1, Neutral: 0-0

1-14-1921h10	L	18- 20
2-10-1968h10	W	97- 67
1-17-1975h10	W	75- 74
1-31-1977h10	W	81- 37
12-17-1979h10	W	84- 64
12-20-1980h10	L	44- 49
11-29-1982h10	W	116- 72
1-19-1984h10	W	78- 44
11-22-1996h10	W	74- 49
1-3-1998h10	W	90- 58
12-16-1998h10	W	76- 63
12-22-1999h10	W	80- 70
11-17-2000h10	W	92- 49
12-21-2001h10	W	79- 70
12-1-2015h15	W	77- 61
12-22-2016h15	!	76- 72
12-6-2017a	L	60- 63

Wright State (0-1)

Home: 0-1, Away: 0-0, Neutral: 0-0

12-22-2017h10	L	81- 85
------------	----------	---	--------

Wyoming (1-0)

Home: 1-0, Away: 0-0, Neutral: 0-0

12-22-1958h10	W	110- 78
------------	----------	---	---------

Xavier (0-2)

Home: 0-0, Away: 0-1, Neutral: 0-1

2-16-1935a	L	19- 38
1-2-1956n1	L	67- 92

n1-Queen City Tournament (Buffalo, NY)

Yale (1-2)

Home: 0-1, Away: 0-0, Neutral: 0-1

1-2-1968h10	L	78- 79
12-28-1973n1	L	95-101
1-6-2018h15	W	76- 60

n1-Old Dominion Invitational (The Scope, Norfolk, Va.)

Young Harris (1-0)

Home: 1-0, Away: 0-0, Neutral: 0-0

11-1-2013 (exh)h10	W	90- 53
-----------------	----------	---	--------

Youngstown State (1-0)

Home: 1-0, Away: 0-0, Neutral: 0-0

12-29-199214/13h10	W	105- 85
------------	------------	----------	---	---------

Yugoslavian National Team (1-0)

Home: 1-0, Away: 0-0, Neutral: 0-0

11-13-1988 (exh)h10	W	77- 74
------------------	----------	---	--------

Biggest Point Differential Swings

Denotes biggest point swings in back-to-back meetings within the same season

Margin	Opponent	First Game	Second Game
39	Virginia	1/8/2000 (L 65-83)	2/9/2000 (W 68-47)
37	Syracuse	1/21/2023 (L 63-80)	2/28/2023 (W 96-76)
36	Clemson	2/5/1992 (L 78-95)	3/8/1992 (W 101-82)
34	Wake Forest	1/21/1993 (L 58-81)	2/20/1993 (W 69-58)
33	Wake Forest	1/5/1985 (L 54-68)	2/10/1985 (W 94-75)
33	Wake Forest	1/18/1992 (L 72-86)	2/27/1992 (W 80-61)
32	Clemson	1/5/1967 (L 55-76)	1/24/1967 (W 88-77)
31	Clemson	1/5/2002 (L 76-83)	2/6/2002 (W 74-50)
30	Clemson	2/2/1994 (L 69-88)	3/5/1994 (W 90-79)
30	Wake Forest	1/18/2006 (L 71-86)	2/25/2006 (W 76-61)
30	Notre Dame	1/8/2022 (L 68-72)	2/26/2022 (L 56-90)
30	Wake Forest	2/6/2024 (L 51-80)	3/5/2023 (W 70-69)
28	Clemson	2/2/2000 (L 58-70)	3/4/2000 (W 85-69)
27	NC State	1/16/2001 (L 60-72)	2/17/2001 (W 69-54)
26	North Carolina	1/11/2004 (L 88-103)	2/10/2004 (W 88-77)
26	Wake Forest	1/26/2002 (L 74-87)	2/27/2002 (W 90-77)
26	Louisville	2/1/2023 (L 53-63)	2/25/2023 (W 83-67)
25	North Carolina	1/12/2005 (L 69-91)	3/12/2005 (W 78-75)
24	Florida State	12/15/2020 (L 61-74)	1/30/2021 (W 76-65)

Georgia Tech Year-by-Year vs. ACC Opponents (Regular Season)

Year	ACC	BC	CAL	CL	DU	FS	UL	MD	MIA	NC	NCS	ND	UP	SMU	STA	SYR	VA	VT	WF
1979-80	1-13	-	-	0-2	0-2	-	-	0-2	-	0-2	0-2	-	-	-	-	-	1-1	-	0-2
1980-81	0-14	-	-	0-2	0-2	-	-	0-2	-	0-2	0-2	-	-	-	-	-	0-2	-	0-2
1981-82	3-11	-	-	0-2	1-1	-	-	2-0	-	0-2	0-2	-	-	-	-	-	0-2	-	0-2
1982-83	4-10	-	-	1-1	1-1	-	-	1-1	-	0-2	0-2	-	-	-	-	-	0-2	-	1-1
1983-84	6-8	-	-	1-1	1-2	-	-	1-1	-	0-2	1-1	-	-	-	-	-	1-1	-	1-1
1984-85	9-5	-	-	1-1	1-1	-	-	2-0	-	2-0	1-1	-	-	-	-	-	1-1	-	1-1
1985-86	11-3	-	-	2-0	1-1	-	-	2-0	-	0-2	2-0	-	-	-	-	-	2-0	-	2-0
1986-87	7-7	-	-	0-2	2-0	-	-	2-0	-	0-2	1-1	-	-	-	-	-	0-2	-	2-0
1987-88	8-6	-	-	1-1	1-1	-	-	2-0	-	0-2	1-1	-	-	-	-	-	1-1	-	2-0
1988-89	8-6	-	-	1-1	1-1	-	-	2-0	-	1-1	0-2	-	-	-	-	-	1-1	-	2-0
1989-90	8-6	-	-	1-1	1-2	-	-	2-0	-	1-1	2-0	-	-	-	-	-	0-2	-	2-0
1990-91	6-8	-	-	1-1	0-2	-	-	1-1	-	1-1	0-2	-	-	-	-	-	2-0	-	1-1
1991-92	8-8	-	-	1-1	0-2	0-2	-	2-0	-	0-2	2-0	-	-	-	-	-	2-0	-	1-1
1992-93	8-8	-	-	1-1	1-1	0-2	-	2-0	-	0-2	1-1	-	-	-	-	-	2-0	-	1-1
1993-94	7-9	-	-	1-1	0-2	0-2	-	1-1	-	2-0	1-1	-	-	-	-	-	1-1	-	1-1
1994-95	8-8	-	-	1-1	1-1	2-0	-	1-1	-	0-2	2-0	-	-	-	-	-	0-2	-	1-1
1995-96	13-3	-	-	1-1	2-0	2-0	-	1-1	-	2-0	2-0	-	-	-	-	-	2-0	-	1-1
1996-97	3-13	-	-	0-2	0-2	1-1	-	0-2	-	0-2	1-1	-	-	-	-	-	1-1	-	0-2
1997-98	6-10	-	-	1-1	0-2	1-1	-	0-2	-	0-2	0-2	-	-	-	-	-	2-0	-	2-0
1998-99	6-10	-	-	1-1	0-2	1-1	-	0-2	-	1-1	0-2	-	-	-	-	-	2-0	-	1-1
1999-00	5-11	-	-	1-1	0-2	1-1	-	1-1	-	0-2	1-1	-	-	-	-	-	1-1	-	0-2
2000-01	8-8	-	-	2-0	0-2	1-1	-	1-1	-	0-2	1-1	-	-	-	-	-	2-0	-	1-1
2001-02	7-9	-	-	1-1	0-2	2-0	-	0-2	-	1-1	1-1	-	-	-	-	-	1-1	-	1-1
2002-03	7-9	-	-	1-1	0-2	1-1	-	1-1	-	1-1	1-1	-	-	-	-	-	2-0	-	0-2
2003-04	9-7	-	-	2-0	1-1	1-1	-	2-0	-	1-1	0-2	-	-	-	-	-	1-1	-	1-1
2004-05	8-8	-	-	2-0	0-1	2-0	-	0-1	2-0	1-0	0-2	-	-	-	-	-	1-0	1-0	1-1
2005-06	4-12	1-1	-	0-2	0-1	0-1	-	0-1	0-1	0-1	1-1	-	-	-	-	-	1-0	0-1	1-1
2006-07	8-8	1-0	-	1-1	1-1	2-0	-	0-1	0-1	1-1	1-0	-	-	-	-	-	0-1	0-1	1-1
2007-08	7-9	1-0	-	1-1	0-1	0-1	-	0-1	0-2	0-1	1-0	-	-	-	-	-	1-1	1-1	2-0
2008-09	2-14	0-2	-	0-2	0-1	0-1	-	0-2	1-0	0-1	0-2	-	-	-	-	-	0-1	0-1	1-1
2009-10	7-9	1-0	-	1-1	1-1	0-2	-	0-1	0-1	1-0	1-0	-	-	-	-	-	0-1	0-1	1-1
2010-11	5-11	0-1	-	0-2	0-1	0-1	-	0-1	1-1	1-0	0-1	-	-	-	-	-	0-2	1-1	2-0
2011-12	4-12	1-1	-	0-2	0-1	0-1	-	1-1	0-1	0-1	1-1	-	-	-	-	-	0-1	0-1	1-1
2012-13	6-12	0-1	-	0-2	0-1	0-1	-	1-0	1-1	0-2	0-2	-	-	-	-	-	1-1	1-1	2-0
2013-14	6-12	2-0	-	0-2	0-2	0-1	-	0-1	0-1	0-1	0-1	1-1	0-1	-	-	-	1-0	0-1	1-0
2014-15	3-15	0-1	-	1-1	0-1	0-1	0-1	-	1-0	0-2	0-1	0-2	0-1	-	-	-	0-1	0-1	1-1
2015-16	8-10	1-0	-	1-1	0-1	1-0	0-2	-	0-1	0-1	1-0	1-1	1-1	-	-	-	0-1	1-0	0-1
2016-17!	0-10	0-0	-	0-1	0-1	0-0	0-1	-	0-1	0-0	0-1	0-1	0-0	-	-	-	0-1	0-1	0-1
2017-18	6-12	0-1	-	0-2	0-1	0-1	0-1	-	1-0	0-1	1-0	1-1	1-0	-	-	-	1-0	0-2	0-1
2018-19	6-12	1-0	-	0-2	0-1	0-2	0-1	-	0-1	0-1	1-0	1-1	1-0	-	-	-	1-0	0-1	0-2
2019-20	11-9	1-0	-	2-0	0-1	0-1	1-1	-	1-0	1-0	2-0	0-2	1-1	-	-	-	0-2	0-1	1-0
2020-21	11-6	-	-	1-1	1-1	1-1	0-1	-	1-0	1-0	-	1-0	1-0	-	-	-	1-0	0-2	1-0
2021-22	5-15	2-0	-	1-1	0-1	1-0	0-1	-	0-2	0-2	0-1	0-2	1-0	-	-	-	0-1	0-1	0-2
2022-23	6-14	1-0	-	0-2	0-1	0-1	1-1	-	1-0	0-1	0-2	1-1	0-2	-	-	-	1-1	0-1	1-0
2023-24	7-13	0-1	-	1-1	1-1	1-1	0-1	-	1-0	1-0	0-1	0-2	0-1	-	-	-	1-0	0-2	0-1

HISTORY

MISCELLANEOUS HISTORY

Winning Streaks

Overall: 15 games, 12-2-1985 (at St. Louis) through 1-21-2986 (Duke). Ended by North Carolina (1-25-2986)

Start of Season: 12 games, 11-18-2003 (Louisiana-Lafayette) through 12-29-2003 (VCU). Ended by Georgia (1-3-2004)

Home: 16 games, 2-23-1963 (Georgia) through 2-18-1964 (Tennessee). Ended by Auburn (12-1-1964).

Away: 5 games, 2-7-1959 (Tulane) through 12-10-1959 (South Carolina); 12-3-1962 (Furman) through 1-12-1963 (Mississippi); 2-23-1970 (Tulane) through 1-9-1971 (Tulane); 12-2-1985 (St. Louis) through 1-18-1986 (Clemson).

ACC: 9 games, 2-27-1985 (North Carolina) through 1-21-1986 (Duke). Ended by North Carolina (1-25-1986).

ACC Home: 11 games, 1-25-2020 (NC State) through 2-6-2021 (Notre Dame). Ended by Virginia (2-10-2021).

ACC Away: 3 games, 1-23-1985 (Clemson) through 2-2-1985 (Maryland); 2-10-1996 (North Carolina) through 2-28-1996 (Florida State); 2-19-2004 (Maryland) through 3-3-2004 (Duke); 1-23-2008 (NC State) through 2-6-2008 (Wake Forest)

Record by Decade

Period	+Yrs	Games	Won	Lost	Pct.
1900-09	2	10	3	7	.300
1910-19	2	16	8	8	.500
1920-29	10	186	92	94	.495
1930-39	10	175	96	79	.549
1940-49	10	197	104	93	.528
1950-59	10	248	110	138	.444
1960-69	10	259	151	108	.583
1970-79	10	270	132	138	.489
1980-89	10	298	165	133	.554
1990-99	10	316	188	128	.595
2000-09	10	315	167	148	.530
2010-19	10	330	160	170	.485
2020-29	5	154	75	79	.487
All-time	109	2,774	1,451	1,323	.523

+Actual number of seasons played during decade.
!On-court record - 22 wins and 1 loss were vacated by NCAA Committee on Infractions

Tech's Most Frequent Non-ACC Foes

(20 or more meetings)

Alabama*	28-41
Auburn*	61-53
Florida*	26-20
Georgia*	107-92
Kentucky*	16-57
Louisville (pre-ACC)	13-15
Mercer	28-18
Mississippi State*	17-13
South Carolina	25-18
Tennessee*	28-45
Tulane*	137-33
Vanderbilt*	34-39

*denotes SEC member while Tech was also a member (1932-64)
+denotes ACC member while Tech was also a member (1979-2014)

Georgia Tech in Overtime

All Overtime Games: **!69-65**

Double OT Games: **7-11**

Four OT Games: **0-1**

Single OT Games: **!58-53**

Triple OT Games: **4-0**

3-17-1906	Georgia	W, 13-11
2-8-1922	Agoga Class	L, 25-26
1-13-1925	at Fort McPherson (2 ot)	W, 28-26
1-8-1927	Auburn	W, 22-20
1-15-1927	at Georgia	W, 36-35
1-1-1931	at Manhattan	L, 26-32
1-25-1935	Vanderbilt	L, 32-33
2-23-1935	at Georgia	W, 49-39
1-21-1939	Tulane	W, 32-31
2-4-1939	at Florida	L, 29-33
2-21-1940	at Auburn	L, 38-39
12-29-1940	at South Carolina	L, 39-40
1-22-1941	at Clemson	L, 49-52
2-21-1945	Atlanta NAS	W, 51-47
1-26-1949	Georgia	L, 60-74
2-15-1950	at Georgia	L, 72-73
2-24-1951	Pennsylvania	L, 77-83
3-1-1951	Tulane	W, 63-61
1-24-1953	at South Carolina	L, 66-70
12-28-1954	Idaho State	W, 72-69
2-12-1955	at Louisiana State	W, 79-72
2-19-1955	at South Carolina	W, 87-84
2-26-1955	Georgia (2 ot)	L, 66-67
2-7-1956	at Auburn	L, 74-77
2-16-1956	at Georgia	W, 72-68
2-4-1957	Auburn	W, 76-67
12-14-1957	Texas Tech	L, 64-67
12-19-1957	Georgia	L, 68-69
2-1-1958	at Alabama (2 ot)	L, 72-74
2-24-1958	at Florida	W, 62-61
2-14-1959	Oklahoma City (3 ot)	W, 71-65
1-16-1960	Vanderbilt	W, 74-66
1-11-1961	at Georgia	W, 89-80
1-16-1961	at Mississippi St.	L, 61-62
1-24-1961	at Auburn	W, 48-43
1-2-1962	Navy	L, 62-64
1-27-1962	at Tennessee	W, 66-65
2-12-1962	Tulane	W, 77-74
2-26-1962	at Florida	L, 75-82
12-3-1962	at Furman	W, 80-79
12-27-1962	Virginia Tech	W, 73-72
1-5-1963	at Kentucky (2 ot)	W, 86-85
1-12-1963	at Mississippi	W, 73-71
2-8-1963	at Tulane	L, 69-77
2-23-1963	Georgia	W, 66-58
12-16-1963	at Rice	L, 89-74
2-12-1964	Vanderbilt	W, 75-71
2-15-1964	Florida State	W, 77-73
12-21-1966	Auburn	W, 78-76
1-10-1967	at Furman	L, 68-69
2-20-1968	Tennessee (2 ot)	L, 69-71
3-25-1971	St. Bonaventure (2 ot) +	W, 76-71
1-6-1973	Hawaii	W, 85-83
2-5-1973	Florida	L, 85-87
3-7-1974	at Georgia	W, 97-95
12-28-1974	St. Bonaventure	W, 70-61
1-24-1975	Presbyterian	W, 89-84
2-3-1975	Samford	W, 78-75
2-16-1979	at Memphis State (2 ot)	W, 89-84
2-27-1979	East Carolina	L, 64-66
2-28-1980	Maryland	L, 49-51
1-23-1984	Virginia (3 ot)	W, 72-71
2-2-1984	at Wake Forest	L, 74-78
2-4-1984	Maryland (2 ot)	W, 71-70
2-4-1986	North Carolina	L, 77-78
11-29-1986	Richmond	L, 62-67
12-20-1986	Boston College	W, 65-62
1-3-1987	at Wake Forest	W, 65-59
3-5-1988	at Clemson (2 ot)	L, 94-97
1-22-1989	at Illinois (2 ot)	L, 92-103
3-4-1989	at Clemson	L, 79-81

1-21-1990	at Virginia	L, 79-81
2-17-1990	at NC State (2 ot)	W, 95-92
2-24-1990	at Notre Dame	W, 88-80
3-23-1990	vs. Michigan State#	W, 81-80
12-5-1990	St. John's	L, 72-73
12-19-1990	vs. Georgia (3 ot)	W, 112-105
2-5-1992	at Clemson	L, 78-95
2-29-1992	NC State	W, 98-88
3-27-1992	Memphis State#	L, 79-83
12-18-1993	Vanderbilt	W, 86-77
2-22-1994	at Virginia	L, 72-73
1-22-1995	at Virginia (2 ot)	L, 85-88
2-7-1996	Duke	W, 73-71
2-10-1996	at North Carolina	W, 92-83
2-25-1996	NC State	W, 92-83
12-4-1997	NC State	L, 69-71
2-8-1998	North Carolina (2 ot)	L, 100-107
3-16-1998	Georgetown+	W, 80-79
11-27-1998	West Virginia	W, 65-62
12-5-1998	Appalachian State	W, 74-72
12-13-1998	Georgia	W, 84-79
2-11-1999	at Florida State (3 ot)	W, 111-108
2-25-1999	Virginia	W, 74-68
12-11-1999	Stanford	L, 61-64
3-1-2000	at North Carolina	L, 72-74
1-13-2001	Wake Forest	W, 95-89
1-3-2004	at Georgia (2 ot)	L, 80-83
3-1-2004	vs. Kansas#	W, 79-71
1-1-2005	Kansas	L, 68-70
1-27-2005	vs. Wake Forest*	W, 102-101
2-18-2006	at Maryland	L, 84-87
3-8-2007	Wake Forest (2 ot)*	L, 112-114
1-27-2008	at Virginia	W, 92-82
3-1-2008	Wake Forest	W, 87-79
11-22-2008	at Mercer	W, 82-76
12-28-2008	Virginia	L, 84-88
1-17-2009	at NC State	L, 71-76
1-20-2009	Boston College	L, 76-80
11-20-2009	Florida State	L, 59-66
1-2-2011	Charlotte (2 ot)	L, 83-86
2-18-2012	Virginia Tech	L, 73-74
1-12-2013	Virginia Tech	L, 65-70
1-26-2014	at NC State	L, 78-80
3-12-2014	vs. Boston College*	W, 73-70
3-13-2014	vs. Clemson*	L, 65-69
1-3-2015	at Notre Dame (2 ot)	L, 76-83
1-31-2015	NC State	L, 80-81
2-28-2015	at Clemson	L, 63-70
3-9-2016	vs. Clemson*	W, 88-85
12-7-2016	at VCU	!76-73
2-4-2018	at Boston College	L, 72-80
3-3-2018	Boston College	W, 81-78
11-5-2019	at NC State	W, 82-81
11-25-2019	Arkansas	L, 61-62
11-25-2020	Georgia State (4 ot)	L, 120-123
3-2-2021	Duke	W, 81-77
12-21-2021	Georgia State	W, 72-62
1-8-2021	Notre Dame	L, 68-72
2-21-2022	at Syracuse	L, 73-74
3-5-2022	Boston College	W, 82-78
1-10-2023	@Notre Dame	L, 72-73
12-16-2023	vs. Penn State	W, 82-81
1/9/2024	Notre Dame	L, 68-75
1/16/2024	Clemson (2 ot)	W, 93-90

Georgia Tech's longest stretch of regulation games without an overtime is 103, from Feb. 7, 1975 vs. NC State through Jan. 13, 1979 vs. Troy State, inclusive.

!Win vacated by NCAA Committee on Infractions

Most overtime games in one season: 6 in 1962-63

*ACC Tournament, # NCAA Tournament, + NIT

MISCELLANEOUS HISTORY

Tech in Other Atlanta Venues

State Farm Arena

12/11/1999	Michigan ²	L, 77-80
12/11/1999	Stanford ¹ (ot)	L, 61-64 (ot)
12/9/2000	Kentucky ¹	W, 86-84
12/16/2001	Syracuse ¹	W, 96-80
12/15/2002	Tennessee ¹	L, 69-70
12/13/2003	Saint Louis ³	W, 75-62
12/11/2004	Air Force ¹	W, 64-42
11/29/2011	Northwestern	L, 60-76
1/3/2012	Alabama	L, 48-73
1/7/2012	Duke	L, 74-81
1/19/2012	Virginia	L, 38-70
1/24/2012	Miami	L, 49-64
2/4/2012	Boston College	W, 51-47
2/9/2012	NC State	L, 52-61
2/21/2012	Clemson	L, 37-56
2/25/2012	Maryland	W, 63-61
3/3/2012	Boston College	W, 69-62
3/8/2012	Miami ⁴	L, 36-54
12/6/2020	Kentucky ⁵	W, 79-62
12/11/2021	LSU ⁶	L, 53-69

Gas South Arena

11/11/2011	Florida A&M	W, 92-59
11/14/2011	Delaware State	W, 70-52
11/23/2011	Siena	W, 72-44
12/19/2011	Alabama A&M	W, 65-54
12/22/2011	Mercer	L, 59-66

Georgia Dome

12/19/1992	Louisville ¹	W, 87-85
12/18/1993	Vanderbilt ¹	W, 86-77
12/17/1994	Louisville ¹	L, 72-77
11/15/1995	Manhattan ³	W, 87-67
11/17/1995	Oklahoma ²	W, 83-72
12/16/1995	Louisville ¹	W, 88-77
12/21/1996	Kentucky ¹	L, 59-88
12/20/1997	Louisville ¹	W, 94-86
12/13/1998	Kentucky ¹	L, 39-80
3/9/2001	Virginia ⁴	W, 74-69
3/10/2001	North Carolina ⁴	L, 63-70
2/11/2007	Connecticut	W, 65-52
3/12/2009	Clemson ⁴	W, 86-81
3/13/2009	Florida State ⁴	L, 62-64

¹Chick-fil-A Classic for Kids; ²ACC-Big Ten Challenge;
³Pre-Season NIT; ⁴ACC Tournament; ⁵Holiday Hoopsgiving

Tech at Non-Power 5 Venues

Since 2000

Date	Opponent	Conference	Result
2/16/2002	Saint Louis	C-USA	W, 60-40
1/2/2003	Tulane	C-USA	L, 66-80
11/23/2003	Cornell	Ivy	W, 90-69
11/22/2004	Illinois-Chicago	Horizon	W, 60-59
12/28/2005	Air Force	Mt. West	L, 46-54
1/10/2006	Centenary	Summit	W, 85-69
11/11/2007	Tennessee State	OVC	W, 99-85
11/22/2008	Mercer	A-Sun	W, 82-76 (ot)
12/14/2009	Chattanooga	SoCon	W, 95-64
1/2/2010	Charlotte	A-10	W, 76-67
11/15/2010	Kennesaw State	A-Sun	L, 63-80
12/22/2010	Siena	MAAC	L, 57-62
12/3/2011	Tulane	C-USA	L, 52-57
12/10/2011	Savannah State	MEAC	W, 65-45
12/29/2011	Fordham	A-10	L, 66-72
12/29/2013	Charlotte	A-10	W, 58-55
12/23/2014	Dayton	A-10	L, 61-75
12/5/2015	Tulane	C-USA	W, 76-68
12/7/2016	VCU	A-10	!W, 76-73 (ot)
12/6/2017	Wofford	SoCon	L, 60-63
12/25/2019	Hawai'i	Big West	W, 70-53
11/12/2022	Georgia State	Sun Belt	W, 59-57

!Win vacated by NCAA Committee on Infractions

Tech Month-by-Month

1905-06	0-0	0-0	0-1	2-0	2-1						
1906-08					did not play						
1908-09	0-0	0-0	1-5	0-1	0-0	1-6					
1909-12					did not play						
1912-13	0-0	0-0	0-0	2-6	0-0	2-6					
1913-14	0-0	0-0	0-0	6-2	0-0	6-2					
1914-19					did not play						
1919-20	0-0	0-0	3-3	3-5	1-2	7-10					
1920-21	0-0	0-0	1-4	3-6	0-0	4-10					
1921-22	0-0	0-0	4-2	7-4	0-0	11-6					
1922-23	0-0	0-0	5-2	4-5	0-2	9-9					
1923-24	0-0	3-0	2-7	4-6	0-0	9-13					
1924-25	0-0	0-0	3-4	1-8	0-0	4-12					
1925-26	0-0	0-0	4-6	2-5	0-0	6-11					
1926-27	0-0	3-6	7-1	7-3	0-0	17-10					
1927-28	0-0	2-1	3-3	5-3	0-0	10-7					
1928-29	0-0	4-1	7-1	4-3	0-1	15-6					
1929-30	0-0	1-2	3-5	6-5	0-1	10-13					
1930-31	0-0	2-1	5-7	4-5	0-0	11-13					
1931-32	0-0	0-0	4-2	3-4	0-0	7-6					
1932-33	0-0	0-0	4-2	5-4	0-0	9-6					
1933-34	0-0	0-3	3-3	3-5	0-1	6-12					
1934-35	0-0	0-0	0-4	5-4	1-0	6-8					
1935-36	0-0	0-0	3-4	7-4	0-0	10-8					
1936-37	0-0	0-0	6-0	6-1	1-1	13-2					
1937-38	0-0	0-0	6-0	8-2	4-0	18-2					
1938-39	0-0	0-0	2-2	4-6	0-1	6-9					
1939-40	0-0	0-0	2-4	5-4	0-0	7-8					
1940-41	0-0	2-0	4-3	2-8	0-0	8-11					
1941-42	0-0	0-0	4-3	4-5	0-0	8-8					
1942-43	0-0	0-0	4-2	7-3	0-0	11-5					
1943-44	0-0	0-0	8-1	5-2	1-1	14-4					
1944-45	0-0	0-0	3-4	6-1	2-1	11-6					
1945-46	0-0	1-0	4-6	5-5	0-0	10-11					
1946-47	0-0	4-0	4-5	4-5	0-1	12-11					
1947-48	0-0	2-4	2-6	5-5	3-1	12-16					
1948-49	0-0	4-2	1-7	6-3	0-1	11-13					
1949-50	0-0	6-3	4-5	4-4	0-1	14-13					
1950-51	0-0	1-5	4-6	2-7	1-1	8-19					
1951-52	0-0	3-1	2-6	2-8	0-0	7-15					
1952-53	0-0	1-4	3-7	1-6	0-0	5-17					
1953-54	0-0	0-5	0-8	2-8	0-1	2-22					
1954-55	0-0	2-2	4-8	6-3	0-0	12-13					
1955-56	0-0	3-2	4-5	5-4	0-0	12-11					
1956-57	0-1	6-2	5-4	7-1	0-0	18-8					
1957-58	0-0	5-4	7-2	3-5	0-0	15-11					
1958-59	0-0	6-3	4-5	7-1	0-0	17-9					
1959-60	0-0	8-1	8-1	5-3	1-1	22-6					
1960-61	0-0	4-5	4-5	5-2	0-1	13-13					
1961-62	0-0	4-4	3-6	3-5	0-1	10-16					
1962-63	1-0	6-0	8-1	6-3	0-1	21-5					
1963-64	0-0	5-3	5-3	7-3	0-0	17-9					
1964-65	0-0	4-5	6-4	4-2	0-0	14-11					
1965-66	0-0	4-5	5-3	4-5	0-0	13-13					
1966-67	0-0	5-3	6-3	6-3	0-0	17-9					
1967-68	0-0	4-3	3-5	5-4	0-1	12-13					
1968-69	0-1	1-4	6-4	5-3	0-1	12-13					
1969-70	0-0	5-3	6-3	5-3	1-1	17-10					
1970-71	0-0	6-1	7-3	5-4	5-1	23-9					
1971-72	0-0	2-5	2-6	2-8	0-1	6-20					
1972-73	1-1	0-6	3-3	1-7	2-1	7-18					
1973-74	0-1	0-5	3-7	1-7	1-1	5-21					
1974-75	0-1	3-4	5-4	3-4	0-2	11-15					
1975-76	1-0	2-5	4-5	5-3	1-1	13-14					
1976-77	1-0	4-2	7-3	4-4	2-1	18-10					
1977-78	3-0	4-3	5-3	2-5	1-1	15-12					
1978-79	1-1	4-3	6-3	6-2	0-0	17-9					
1979-80	0-0	3-5	1-9	4-4	0-0	8-18					
1980-81	0-1	3-6	1-8	0-7	0-1	4-23					
1981-82	1-0	3-4	2-7	4-4	0-1	10-16					
1982-83	1-0	3-2	4-6	4-5	1-2	13-15					
1983-84	1-0	5-1	8-3	4-5	0-2	18-11					
1984-85	3-0	6-1	6-3	5-2	7-2	27-8					
1985-86	1-1	9-0	7-1	5-2	5-3	27-7					
1986-87	1-1	5-2	4-4	6-3	0-3	16-13					
1987-88	1-1	7-1	6-3	7-1	1-4	22-10					
1988-89	2-0	5-2	5-4	7-3	1-3	20-12					
1989-90	2-0	6-0	4-4	8-2	8-1	28-7					
1990-91	2-0	5-3	5-3	4-4	1-3	17-13					
1991-92	3-1	6-1	6-3	4-4	4-3	23-12					
1992-93	0-0	6-1	5-4	4-4	4-2	19-11					
1993-94	1-1	8-0	2-6	4-3	1-3	16-13					
1994-95	2-0	6-3	5-3	4-4	1-2	18-12					
1995-96	4-1	2-6	7-2	6-1	5-2	24-12					
1996-97	3-0	3-4	2-6	1-6	0-2	9-18					
1997-98	4-0	5-3	4-4	4-4	2-3	19-14					
1998-99	4-1	6-2	3-5	2-6	0-2	15-16					
1999-00	3-1	3-3	3-6	3-5	1-2	13-17					
2000-01	3-1	5-2	4-4	4-4	1-2	17-13					
2001-02	3-3	3-4	2-6	6-2	1-1	15-16					
2002-03	2-0	3-4	5-3	2-5	4-3	16-15					
2003-04	5-0	7-0	4-4	4-4	8-2	28-10					
2004-05	4-0	5-1	3-5	4-3	4-3	20-12					
2005-06	2-2	4-2	3-6	2-5	0-2	11-17					
2006-07	6-1	4-2	3-5	5-2	2-2	20-12					
2007-08	3-3	3-3	4-3	1-6	4-2	15-17					
2008-09	4-0	4-4	2-6	0-7	2-2	12-19					
2009-10	4-1	6-1	6-3	3-4	4-4	23-13					
2010-11	4-3	3-2	3-5	1-7	2-1	13-18					
2011-12	4-3	3-3	1-7	2-6	1-1	11-20					
2012-13	4-2	5-0	2-6	4-4	1-3	16-15					
2013-14	5-4	4-1	2-6	2-5	3-2	16-17					
2014-15	5-1	4-2	1-8	2-6	0-2	12-19					
2015-16	4-2										