

GEORGIA TECH

132ND SEASON • 4 NATIONAL CHAMPIONSHIPS • 15 CONFERENCE CHAMPIONSHIPS • 46 BOWL APPEARANCES • 26 BOWL VICTORIES

GEORGIA TECH (3-1, 1-1 ACC) vs NO. 19/20 LOUISVILLE (2-0, 0-0 ACC)

SATURDAY, SEPTEMBER 21, 2024 • 3:30 PM ET • LOUISVILLE, KY. • L&N FEDERAL CREDIT UNION STADIUM

MATCHUP AT A GLANCE



GEORGIA TECH	vs.	LOUISVILLE
3-1 (1-1 ACC)	Record	2-0 (0-0 ACC)
Atlanta, Ga.	Location	Louisville, Ky.
1885	Founded	1798
47,946	Enrollment	15,921
Yellow Jackets, Ramblin' Wreck	Nickname	Cardinals
Tech Gold and White	Colors	Cardinal and Black
Atlantic Coast	Conference	Atlantic Coast
Bobby Dodd Stadium at Hyundai Field (55,000)	Stadium (Capacity)	L&N Federal Credit Union Stadium (60,800)
Brent Key	Head Coach	Jeff Brohm
14-11 (Second full season)	Head Coach's Record at School	12-4 (Second season)
Same	Head Coach's Overall Record	78-48 (11th season)
None	National Ranking	AP No. 19 / Coaches' No. 20
Multiple	Basic Offense	Multiple
36.5 (4th/32nd)	Points Per Game (Conference/National Rank)	55.5 (1st/3rd)
179.3 (7th/47th)	Rushing Yards Per Game (Conference/National Rank)	263.0 (1st/9th)
267.0 (9th/46th)	Passing Yards Per Game (Conference/National Rank)	327.5 (4th/13th)
446.3 (7th/36th)	Total Yards Per Game (Conference/National Rank)	590.5 (2nd/4th)
4-2-5	Basic Defense	4-2-5
17.8 (8th/51st)	Points Allowed Per Game (Conference/National Rank)	7.0 (1st/9th)
98.5 (6th/32nd)	Rushing Yards Allowed Per Game (Conference/National Rank)	82.0 (4th/25th)
219.0 (10th/81st)	Passing Yards Allowed Per Game (Conference/National Rank)	116.0 (1st/10th)
317.5 (9th/66th)	Total Yards Allowed Per Game (Conference/National Rank)	198.0 (2nd/7th)
W, 59-7 vs VMI	Last Game	W, 49-14 vs. Jacksonville State

TOP STORYLINES

- Georgia Tech returns to Atlantic Coast Conference play with a pivotal league matchup at No. 19/20 Louisville.
- Georgia Tech (3-1) is off to its best four-game start since 2017. A win at Louisville would give the Yellow Jackets their best start through five games since they opened the 2014 season with five-straight wins.
- Tech puts a remarkable 5-0 record against nationally ranked ACC opponents under head coach **Brent Key** on the line when it visits Louisville. Four of the Jackets' five wins against ranked ACC teams under Key have come away from home.
- Saturday's matchup pits a Georgia Tech offensive front that has not allowed a sack through four games this season against a Louisville pass rush that ranks second nationally with 4.5 sacks per game this season.
- Despite being in the ACC together since 2014, Georgia Tech and Louisville are meeting on the gridiron for only the fourth time. Tech holds a 2-1 advantage in the all-time series, with a 66-31 win at Louisville in 2018 and a 46-27 home victory in 2020. In last season's opener in the Aflac Kickoff Game at Mercedes-Benz Stadium, the Yellow Jackets scored 28 second-quarter points and led 28-13 at halftime, but the Cardinals rallied for 26 points in the second half to earn their first-ever win over Tech, 39-34.
- This season's matchup marks the first time that Georgia Tech and Louisville have ever played on a Saturday. The previous three meetings have all been on Fridays.
- After completing 17-of-22 passes for 275 yards and three touchdowns in just one half of action last Saturday versus VMI, Tech QB **Haynes King** ranks fifth nationally in completion percentage at .764 through four games (81-for-106).

SERIES HISTORY

Series Record (Streak): Georgia Tech leads 2-1 (GT: L1)
at Georgia Tech: Series tied 1-1
at Louisville: GT leads 1-0
Neutral Sites: N/A
Last Meeting: Louisville 39, GT 34 (Sept. 1, 2023 - Mercedes-Benz Stadium)

TALE OF THE TAPE

Average heights and weights of players listed on both teams' depth charts:

Georgia Tech		Louisville
6-5, 309	Offensive Line	6-5, 304
6-5, 246	Tight Ends	6-4, 244
5-11, 200	Offensive Backs (QB and RB)	6-1, 204
6-0, 191	Receivers	6-1, 192
6-4, 273	Defensive Line	6-3, 287
6-2, 229	Linebackers	6-3, 229
6-1, 189	Defensive Backs	6-1, 192

TOP PERFORMERS AT A GLANCE

PASSING	COMP.	ATT.	TD	YDS.	INT
Georgia Tech					
Haynes King	81	106	6	962	1
Louisville					
Tyler Shough	39	57	6	581	0
RUSHING	ATT.	YDS.	AVG.	TD	
Georgia Tech					
Jamal Haynes	46	213	4.6	4	
Louisville					
Isaac Brown	13	166	12.8	1	
RECEIVING	NO.	YDS.	AVG.	TD	
Georgia Tech					
Malik Rutherford	22	285	13.0	2	
Louisville					
Ja'Corey Brooks	13	172	13.2	1	
TACKLES	UT	AT	TT	TFL	SACK
Georgia Tech					
Kyle Eflord	12	20	32	3.5	1.0
Louisville					
Stanquan Clark	7	4	11	1.0	0

2024 GEORGIA TECH SCHEDULE/RESULTS

• Overall: **3-1** | ACC: **1-1** | Place: **4th**
 • Home: **2-0** | Away: **0-1** | Neutral: **1-0** | Streak: **W1**

Date	Opponent	Time/Result	TV
Aug. 24	No. 10 Florida State* [^]	W, 24-21	ESPN
Aug. 31	GEORGIA STATE	W, 35-12	ACC Network
Sept. 7	at -/rv Syracuse*	L, 31-28	ACC Network
Sept. 14	VMI	W, 59-7	ACCNX
Sept. 21	at No. 19/20 Louisville*	3:30 p.m.	ESPN2
Oct. 5	DUKE*	TBA	TBA
Oct. 12	at rv/rv North Carolina*	TBA	TBA
Oct. 19	No. 17/18 NOTRE DAME*	TBA	TBA
Oct. 26	at Virginia Tech	TBA	TBA
Nov. 9	No. 8/11 MIAMI (FLA.)*	TBA	TBA
Nov. 21	-/rv NC STATE* (Thur.)	7:30 p.m.	ESPN
Nov. 29	at No. 2/1 Georgia (Fri.)	7:30 p.m.	ABC

All times Eastern; Home games in **BOLD CAPS**

* ACC game

[^] Aer Lingus College Football Classic (Dublin, Ireland)

at Mercedes-Benz Stadium

Rankings for current/future games = current AP/Coaches ranks

Rankings for past games = AP/Coaches ranks at time of game

ON THE AIR

TV: ESPN2

- **Play-by-Play** Mike Monaco
- **Analyst** Kirk Morrison
- **Sideline Reporter** Dawn Davenport
- Mobile App: ESPN
- Online: WatchESPN.com

RADIO: Georgia Tech Sports Network

- **Play-by-Play** Andy Demetra
- **Analyst** Justin Hanover
- **Sideline Reporter** Chris Mooneyham
- In Atlanta: Xtra 106.3 FM / 1230 AM
- Across Georgia: Visit RamblinWreck.com for station affiliate list
- Satellite: SiriusXM 371
- Mobile Apps: GT Yellow Jackets, Xtra 106.3 FM, SiriusXM, Tuneln
- Online: RamblinWreck.com, Xtra1063.com

GEORGIA TECH'S LAST GAME

vs. VMI	W, 59-7
Date	Sept. 14
Location	Atlanta, Ga. (Bobby Dodd Stadium at Hyundai Field)
Total Offense	572
Rushing	190
Passing	382
Turnovers	0
Total Defense	104
Rushing	12
Passing	92
Takeaways	1
Passing Leader	
Haynes King	17-22-0, 275 yds., 3 TDs
Receiving Leaders	
Eric Singleton Jr.	5 rec., 102 yds. 1 TD
Malik Rutherford	4 rec., 50 yds. 1 TD
Rushing Leaders	
Trelain Maddox	9 carries, 53 yds. 1 TD
Anthony Carrie	4 carries, 37 yds. 1 TD
Defensive Leaders	
Tah'j Butler	5 TKL, 1 TFL
Treniyas Tatum	2 TKL, 2 TFL, 1 Sack
Ahmari Harvey	3 TKL, 1 FF

GEORGIA TECH MEDIA AVAILABILITY

TUE 17	WED 18	THU 19	FRI 20	SAT 21	SUN 22	MON 23
<p>Approx. 11:30 a.m. ET – Head coach Brent Key weekly press conference (Bobby Dodd Stadium - Gate 6)</p>	<p>Approx. 11:30 a.m. ET – Media availability with selected student-athletes (Bobby Dodd Stadium - Gate 6)</p>	<p>Approx. 11:30 a.m. ET – Head coach Brent Key media availability (Bobby Dodd Stadium - Gate 6)</p> <p>6-7 p.m. ET – Brent Key Coach's Show — Georgia Tech Sports Network (680 AM/93.7 FM The Fan in Atlanta)</p>	<p>NO AVAILABILITY</p>	<p>3:30 p.m. ET – Georgia Tech vs. Louisville (Louisville, Ky. - L&N Federal Credit Union Stadium) TV: ESPN2 Radio: Georgia Tech Sports Network (Xtra 106.3 FM/1230 AM in Atlanta)</p> <p>Postgame press conference – Head coach Brent Key and selected student-athletes (Location TBA)</p>	<p>NO AVAILABILITY</p>	<p>NO AVAILABILITY</p>

GEORGIA TECH ATHLETICS COMMUNICATIONS & PUBLIC RELATIONS

- **Assistant A.D./Communications & P.R. (Primary Football Contact):** Mike Flynn
Mobile: (828) 964-6406
Email: mflynn@athletics.gatech.edu
- **Assistant Director/Communications & P.R. (Secondary Football Contact):** Anthony Brandt
Mobile: (817) 757-6979
Email: abrandt@athletics.gatech.edu
- **Associate Director/Communications & P.R. (Football Credentials):** Mike Stamus
Mobile: (404) 218-9723
Email: mstamus@athletics.gatech.edu

FOLLOW GEORGIA TECH ONLINE

OFFICIAL WEBSITE: www.RamblinWreck.com



@GTathletics
 @GeorgiaTechFB



@GTathletics
 @GeorgiaTechFB



/GTathletics
 /GTfootball



RamblinWreckTube

GEORGIA TECH FOOTBALL BY THE NUMBERS

0
 Georgia Tech has allowed zero sacks through four games this season. Despite being one of only two NCAA Division I FBS teams that has played four games this season, the Yellow Jackets are one of only eight squads that has not surrendered a sack (three of the other seven have played three games, four have only played two).

3-1
 Georgia Tech's 3-1 start is its best since 2017.

4/1
 Despite being conference-mates since 2014, Georgia Tech and Louisville are meeting on the gridiron for only the fourth time. The only member of the ACC that Tech has played fewer times is Stanford, who the Yellow Jackets have faced just twice.

Additionally, this week's game is the first time that the Jackets and Cardinals have ever squared off on a Saturday. The previous three meetings have all been on Fridays.

5
 Georgia Tech QB **Haynes King** ranks fifth nationally and leads the ACC with a .764 completion percentage (81-for-106). He is on pace to shatter Georgia Tech's single-season record for completion percentage of .666, set by Heisman Trophy runner-up Joe Hamilton in 1999.

5-0
 Georgia Tech is 5-0 in games against nationally ranked ACC opponents since **Brent Key** took over as the Yellow Jackets' interim head coach four games into the 2022 season (W, 26-21 at No. 24 Pitt on Oct. 1, 2022; W, 21-17 at No. 13/11 North Carolina on Nov. 20, 2022; W, 23-20 at No. 17 Miami (Fla.) on Oct. 7, 2023; W, 46-42 vs. No. 17 North Carolina on Oct. 28, 2023; W, 24-21 vs. No. 10 Florida State, Aug. 24, 2024).

9
 Georgia Tech has blocked nine kicks in 25 games since Key took over as the Yellow Jackets' interim head coach in 2022. Since Oct. 1, 2022 (Key's first game at the helm of the Jackets), Tech's nine blocked kicks are tied with Miami (Ohio) and Notre Dame for the most in the nation.

100%
 Georgia Tech's offense is a perfect 100% in the red zone this season with 13 touchdowns and one field goal in 14 trips inside the opponent's 20 yard line.

A GEORGIA TECH WIN WOULD ...

- up the Yellow Jackets to 4-1 overall, which would be their best five-game start to a season since beginning 2014 at 5-0;
- move it to 2-1 in ACC play, which would mark the fourth time in the last five seasons that Tech has won two of its first three conference games;
- up the Jackets to 6-0 under head coach **Brent Key** against nationally ranked ACC opponents;
- give the Yellow Jackets consecutive victories for the second time this season, which would mark the first time since 2018 that Tech has put together back-to-back wins multiple times in a season;
- mark only the fifth time in Georgia Tech's 132 seasons of football that it has won four games before October (joining 2002, 2006, 2011 and 2014);
- move Tech to 3-1 all-time against Louisville, including a 2-0 record at UL's L&N Federal Credit Union Stadium.

A GEORGIA TECH LOSS WOULD ...

- drop it to 3-2 on the season and 1-2 in ACC play;
- be its first defeat in six games against nationally ranked ACC opponents under head coach **Brent Key**;
- drop the Yellow Jackets to 2-2 all-time against Louisville and 1-1 at UL.



GEORGIA TECH HEAD COACH BRENT KEY

Brent Key, a Georgia Tech alumnus and football letterwinner, was officially named the 21st head coach in Tech football history on Nov. 29, 2022.

After winning just 10 of its previous 38 games, Georgia Tech is 11-10 in Key's 21 games as the head coach at his alma mater, including a 7-6 mark in his first full season at the helm in 2023. The winning season was Tech's first since 2018 and was capped by a 30-17 win over UCF in the 2023 Union Home Mortgage Gasparilla Bowl in Tampa, Fla., which was the Yellow Jackets' first postseason victory since 2016.

The Jackets' 7-6 mark in 2023 included wins over No. 17 Miami (Fla.) and No. 17 North Carolina, which moved Georgia Tech to 4-0 against nationally ranked Atlantic Coast Conference opponents in Key's 21 games as head coach. Tech finished 5-3 overall in ACC play in '23, good for a tie for fourth place in the 14-team conference after being picked to finish 12th in the league's preseason poll.

The Yellow Jackets' success in 2023 was highlighted by one of the nation's most prolific offenses. Befitting Key's background as an all-ACC offensive lineman and one of college football's most successful offensive line coaches, the Jackets led the ACC and ranked among the top 15 nationally in rushing offense (203.8 ypg – 12th nationally) and sacks allowed (1.15 pg – 15th) in '23.

However, the offense wasn't the only area where the Jackets reflected their head coach's identity in '23, as they also ranked among the ACC and national leaders in blocked kicks (four – good for first in the ACC and a tie for third nationally), turnovers forced (25 – second in the ACC and ninth nationally) and fewest penalties (5.15 pg – third in the ACC).

Seven different Yellow Jackets earned all-ACC recognition in 2023, highlighted by all-America safety Jaylon King. Additionally, three freshmen – PK Aidan Birr, OL Ethan Mackenny and WR Eric Singleton Jr. – earned freshman all-America honors, putting a spotlight on the Jackets' bright future under Key.

Key took the reins of the program on a full-time basis after leading the Yellow Jackets to a 4-4 record over the final eight games of the 2022 season as interim head coach. The four wins included two road victories over nationally ranked opponents – a 26-21 win at No. 24 Pitt in his first game at the helm on Oct. 1 and a 21-17 triumph at No. 11 North Carolina on Nov. 19. The Jackets overcame a plethora of injuries – including to its top two quarterbacks – to finish 5-7 overall and 4-4 in Atlantic Coast Conference play after a 1-3 (0-1 ACC) start. The overall and conference win totals were Tech's highest since 2018, as was its fourth-place finish in the ACC Coastal Division standings (the Jackets defeated all three teams that finished ahead of them in the division standings – North Carolina, Pitt and Duke).

A 2001 Georgia Tech graduate (management), Key is the fifth Tech alumnus to serve as the Yellow Jackets' head coach, joining William Alexander (1912 graduate; head coach from 1920-44), Bill Fulcher (1956; 1972-73), Pepper Rodgers (1955; 1974-79) and Bill Curry (1965; 1980-86). Key played offensive line for the Jackets from 1996-2000.

Prior to being named Georgia Tech's interim head coach on Sept. 26 of this season, Key was in his fourth season as the Yellow Jackets' assistant head coach, run game coordinator and offensive line coach. In his four seasons at his alma mater, Georgia Tech's run game produced an all-American, three all-Atlantic Coast Conference honorees and finished in the top half of the ACC in rushing offense twice. Key has also mentored a pair of all-ACC offensive linemen.

Despite battling a rash of injuries across the offensive front throughout the season, 2021 marked the second-straight season that Tech's rushing offense ranked in the top half of the ACC under Key's watch, with tackle Devin Cochran earning honorable-mention all-ACC recognition before going on to sign with the National Football League's Cincinnati Bengals.

In 2020, the Jackets ranked fourth in the ACC in fewest sacks allowed (2.3 per game) and fifth in the league in rushing (190.8 yards per game), all with a true freshman (Jordan Williams) starting 9-of-10 games at right tackle.

Despite a multitude of injuries, the Jackets' offensive line improved throughout the 2019 season, as it went through the monumental transition from an option-based scheme to a pro-style, spread attack. During a one late-season three-game stretch, Tech faced teams that ranked first (Pitt), fourth (Miami) and eighth (Virginia) nationally in sacks. Tech's offensive front allowed just five total sacks in those three games, including none against eventual ACC Coastal Division champion Virginia. In all, the Jackets didn't surrender a sack in two of its final four contests.

Key came back to his alma mater after three seasons as offensive line coach at Alabama (2016-18), where he helped lead the Crimson Tide to two Southeastern Conference championships, three College Football Playoff championship games and the 2017 national title.

In each of his three seasons at Alabama, Key's offensive lines were finalists for the Joe Moore Award, which is presented annually to the nation's top offensive front, and was the only group in the nation to receive the honor all three seasons. He also coached four All-Americans (including two unanimous picks – tackle Cam Robinson in 2016 and tackle Jonah Williams in 2018) and nine all-SEC selections (including seven first-teamers) during his time with the Tide. In addition to being unanimous All-Americans, Robinson won the 2016 Outland Trophy as the nation's best interior lineman and Williams was a finalist for the award in '18. They also won the Jacobs Blocking Trophy (SEC's top offensive lineman) in '16 and '18, respectively.

Seven linemen that Key coached in his three seasons at Alabama went on to be selected in the National Football League Draft — Jerrick Wills (No. 10 overall, Cleveland Browns, 2020), Williams (No. 11 overall, Cincinnati Bengals, 2019), Alex Leatherwood (No. 17 overall, Las Vegas Raiders, 2021), Robinson (No. 34 overall, Jacksonville Jaguars, 2017), Ross Pierschbacher (fifth round, Washington Redskins, 2019), Bradley Bozeman (sixth round, Baltimore Ravens, 2018) and Deonte Brown (sixth round, Carolina Panthers, 2021).

Key was also lauded for his work on the recruiting trail at Alabama. He was tabbed as the nation's No. 2 recruiter by 247Sports for his work in landing the Crimson Tide's 2019 class and the No. 1 recruiter in the nation for his efforts with the 2020 class.

Prior to his three-year stint at Alabama, Key spent 11 seasons at UCF (2005-15). He started at UCF as a graduate assistant and worked his way up to assistant head coach (2012-15) and offensive coordinator (2014-15). He also coached tight ends for three seasons (2006-08), offensive line for six seasons (2009-14), running backs for one season (2015), was special teams coordinator for one season (2008) and recruiting coordinator for six seasons (2007, 2010-14) with the Knights. In 2012, 2013 and 2014, Key was nominated for the Broyles Award, given to the top assistant coach in college football.

During Key's 11 seasons at UCF, the Knights won four conference championships (2007, 2010, 2013 and 2014), highlighted by a 12-1 campaign in 2013, which culminated with a 52-42 win over No. 5 Baylor in the Fiesta Bowl. The Knights beat two top-10 teams in '13 (Baylor and No. 8 Louisville) and Key's offensive front, which did not allow a sack against Penn State, Louisville, UConn or Baylor, helped pave the way for UCF to average 441.5 yards and 34.6 points per game, both among the highest marks in program history. His offensive line also provided protection for American Athletic Conference Offensive Player of the Year Blake Bortles.

In his six seasons as UCF's offensive line coach, eight different linemen earned all-conference recognition a total of 16 times and four went on to play in the NFL, including 2011 third-round draft pick Jah Reid. He also coached an NFL draft pick at tight end in Mike Merritt (2008).

During his time at UCF, Key coached under his head coach as a student-athlete at Georgia Tech, George O'Leary.

Key got his start in coaching as a graduate assistant at Georgia Tech in 2001-02 and served as tight ends and running backs coach at Western Carolina in 2004.

After redshirting as a true freshman, Key was a four-year starter at Georgia Tech (1997-2000). While making 44-straight starts at right guard, Key was a part of a senior class that led Georgia Tech to four-straight bowl appearances for the first time since 1953-56. As a sophomore in 1998, he helped lead Tech to a 10-2 record and a share of the ACC championship. During his junior campaign in 1999, the Jackets ranked No. 1 nationally in total offense (509.0 ypg). He was voted a team captain and all-ACC as a senior in 2000. In all, he was a key cog in an offensive front that helped the Yellow Jackets lead the ACC in rushing three times.

A Clay, Ala. native, Key, 46, was an all-state performer at Hewitt-Trussville H.S. He and his wife, Danielle, have a daughter, Harper.

<p>THE BRENT KEY FILE</p> <p>Personal Hometown: Clay, Ala. Education: Georgia Tech, 2001 Family: Wife: Danielle; Child: Harper</p> <p>Coaching Experience 2001-02 – Georgia Tech (Graduate Assistant) 2004 – Western Carolina (Tight Ends/Running Backs) 2005 – UCF (Graduate Assistant) 2006 – UCF (Tight Ends) 2007 – UCF (Tight Ends/Recruiting Coordinator) 2008 – UCF (Tight Ends/Special Teams Coordinator) 2009 – UCF (Offensive Line) 2010-11 – UCF (Offensive Line/Recruiting Coordinator) 2012-13 – UCF – (Asst. Head Coach/OL/Recruiting Coord.) 2014 – UCF (Asst. Head Coach/OC/OL/Recruiting Coord.) 2015 – UCF (Asst. Head Coach/OL/Running Backs) 2016-18 – Alabama (Offensive Line) 2019-22 – Georgia Tech (Asst. HC/Run Game Coord./OL) 2022 – Georgia Tech (Interim Head Coach) 2023- – Georgia Tech (Head Coach)</p>	<p>GEORGIA TECH ALUMNI TO SERVE AS TECH FOOTBALL'S HEAD COACH</p> <p>William Alexander Graduated from Georgia Tech: 1912 Seasons as head coach: 1920-44 (25 seasons) Record as head coach: 134-95-15 (.580)</p> <p>Bill Fulcher Graduated from Georgia Tech: 1956 Seasons as head coach: 1972-73 (Two seasons) Record as head coach: 12-10-1 (.543)</p> <p>Pepper Rodgers Graduated from Georgia Tech: 1955 Seasons as head coach: 1974-79 (Six seasons) Record as head coach: 34-31-2 (.522)</p> <p>Bill Curry Graduated from Georgia Tech: 1965 Seasons as head coach: 1980-86 (Seven seasons) Record as head coach: 31-43-4 (.423)</p> <p>Brent Key Graduated from Georgia Tech: 2001 Seasons as head coach: 2022 (interim); 2023-pres. (permanent) Record as head coach: 14-11 (.560)</p>
---	--

NOTING LAST WEEK'S WIN OVER VMI

- Georgia Tech outgained VMI by a whopping 572-104 margin in its 59-7 victory over the Keydets last Saturday at Bobby Dodd Stadium at Hyundai Field.

- After Georgia Tech led 38-0 at halftime, the third and fourth quarters were shortened to 10-minute periods.

- VMI's seven points were the fewest allowed by Georgia Tech since a 41-0 win over Alcorn State on Sept. 1, 2018.

- Tech's 59 points were its most in a game since a 66-31 win over Louisville on Oct. 5, 2018.

- The 52-point margin of victory was the 10th-largest in Georgia Tech's modern history (post-1950) and the Yellow Jackets' largest since a 65-10 win over Tulane on Sept. 12, 2015.

- The Yellow Jackets' 572-104 advantage in total yardage included a 363-35 margin in the first half.

- Georgia Tech had 30 first downs, compared to five for VMI. The 25 first-down margin was the largest in program history, breaking the previous record of 22 (28-6) versus Texas A&M on Sept. 17, 1966.

- Georgia Tech's 30 first downs were tied for the ninth-most in program history and the most since the Yellow Jackets had a program-record 35 at Virginia Tech on Oct. 25, 2018.

- VMI's five first downs tied for the second-fewest that Georgia Tech has surrendered in a game in program history and the fewest since Miami (Fla.) had five first downs against the Yellow Jackets on Sept. 26, 1964. Four of the Keydets' five first downs came on their only scoring drive of the game in the fourth quarter.

- Georgia Tech's 382 passing yards were the sixth-most in program history and were the most since the Yellow Jackets had a program-record 486 versus Virginia on Nov. 10, 2001.

- Georgia Tech's 38 first-half points were tied for the 10th-most points in any half in program history and were the most since the Yellow Jackets scored 48 points in the first half vs. Alcorn State on Sept. 3, 2015.

- Georgia Tech's 38-0 halftime lead was tied for the sixth-largest halftime lead in program history and was the Yellow Jackets' largest since it led Alcorn State 48-0 at halftime on Sept. 3, 2015.

- Georgia Tech's five touchdowns in the first half were tied for the 10th-most in a half in program history and were the Yellow Jackets' most since they scored five TDs in the second half vs. Louisville on Oct. 9, 2020.

- Georgia Tech's 363 yards of total offense in the first half were the 11th-most in any half in program history and were the Yellow Jackets' most since they had 364 yards in the second half vs. Tennessee on Sept. 4, 2017.

- Tech r-Jr. QB **Haynes King** passed for 275 yards and three touchdowns in just one half of action (he did not play in the second half). It was the fifth time in King's 17 games as a Yellow Jacket that he has had at least three touchdown passes.

- Tech So. WR **Eric Singleton Jr.** recorded the second-career 100-yard receiving game with 102 yards on five receptions (prev.: 117 yards vs. North Carolina – Oct. 28, 2023).

- Georgia Tech tied a program record with 12 different players with a reception. The only other time that the Yellow Jackets have ever had 12 different players with a reception in a game was vs. Georgia on Dec. 5, 1981.

GEORGIA TECH-LOUISVILLE SERIES HISTORY

- Although Louisville has been a member of the Atlantic Coast Conference since 2014, Georgia Tech and Louisville are meeting for just the fourth time on the gridiron.

- Georgia Tech leads the series, 2-1.

GEORGIA TECH-LOUISVILLE SERIES RESULTS

DATE	RANK		H/A	GT RESULT	
	GT	UL		W/L/T	SCORE
10/5/2018	–	–	a	W	66-31
10/9/2020	–	–	h	W	46-27
9/1/2023	–	–	h*	L	34-39

SERIES

Home: 1-1, Away: 1-0, Neutral: 0-0 *at Mercedes-Benz Stadium

- This week's game marks the first time that the Yellow Jackets and Cardinals have ever squared off on a Saturday. The previous three meetings have all been on Fridays.

- The only ACC team that Georgia Tech has faced less than Louisville is conference newcomer Stanford, who the Yellow Jackets have met only twice.

GEORGIA TECH ALL-TIME GAMES vs. ACC TEAMS

Opponent	All-Time Meetings (GT Record)
Duke	90 (54-35-1)
Clemson.....	88 (50-36-1)
North Carolina.....	58 (33-22-3)
Virginia.....	45 (22-22-1)
Wake Forest.....	32 (24-8)
NC State.....	31 (20-11)
Florida State.....	30 (14-15-1)
Miami (Fla.).....	28 (14-14)
Virginia Tech.....	19 (8-11)
Pitt.....	17 (6-11)
Boston College.....	11 (7-4)
SMU.....	11 (8-2-1)
Cal.....	7 (3-4)
Syracuse.....	6 (4-2)
Louisville.....	3 (2-1)
Stanford.....	2 (2-0)

2024 ACC STANDINGS

	ACC		Overall	
Syracuse	1-0	1.000	2-0	1.000
Virginia	1-0	1.000	2-1	.667
Boston College	1-0	1.000	2-1	.667
Georgia Tech	1-1	.500	3-1	.750
Pitt	0-0	.000	3-0	1.000
Duke	0-0	.000	3-0	1.000
North Carolina	0-0	.000	3-0	1.000
Miami (Fla.)	0-0	.000	3-0	1.000
Cal	0-0	.000	3-0	1.000
Louisville	0-0	.000	2-0	1.000
SMU	0-0	.000	2-1	.667
NC State	0-0	.000	2-1	.667
Virginia Tech	0-0	.000	2-1	.667
Stanford	0-0	.000	1-1	.500
Clemson	0-0	.000	1-1	.500
Wake Forest	0-1	.000	1-2	.333
Florida State	0-2	.000	0-3	.000



ASSOCIATED PRESS TOP 25 POLL (SEPT. 15)

Team (1st-place votes)	Points	Record	Prev.
1 Texas (35)	1540	3-0	2
2 Georgia (23)	1518	3-0	1
3 Ohio State (5)	1461	2-0	3
4 Alabama	1358	3-0	4
5 Ole Miss	1316	3-0	5
6 Tennessee	1188	3-0	7
7 Missouri	1127	3-0	6
8 Miami (FL)	1094	3-0	10
9 Oregon	1093	3-0	9
10 Penn State	1050	2-0	8
11 Southern Cal	1008	2-0	11
12 Utah	912	3-0	12
13 Kansas State	836	3-0	14
14 Oklahoma State	742	3-0	13
15 Oklahoma	649	3-0	15
16 LSU	537	2-1	16
17 Notre Dame	477	2-1	18
18 Michigan	447	2-1	17
19 Louisville	418	2-0	19
20 Iowa State	354	2-0	21
21 Clemson	291	1-1	22
22 Nebraska	266	3-0	23
23 Northern Illinois	151	2-0	25
24 Illinois	137	3-0	NR
25 Texas A&M	82	2-1	NR

Other receiving votes: Memphis 77, Boise St. 62, Syracuse 62, UNLV 54, Boston College 47, Washington St. 30, Arizona 15, Iowa 15, Indiana 13, California 11, Liberty 10, Toledo 9, UCF 6, South Carolina 3, North Carolina 3, Arizona St. 3, BYU 2, Pittsburgh 1.

US LBM COACHES TOP 25 POLL (SEPT. 15)

Team (1st-place votes)	Record	Points	Prev
1 Georgia (42)	3-0	1,358	1
2 Texas (10)	3-0	1,301	3
3 Ohio State (3)	2-0	1,293	2
4 Alabama	3-0	1,193	4
5 Ole Miss	3-0	1,153	5
6 Oregon	3-0	1,019	6
7 Tennessee	3-0	1009	9
8 Penn State	2-0	968	7
8 Missouri	3-0	968	8
10 Utah	3-0	834	10
11 Miami	3-0	831	12
12 USC	2-0	808	11
13 Oklahoma	3-0	697	13
14 Kansas State	3-0	662	15
15 Oklahoma State	3-0	642	14
16 LSU	2-1	466	17
17 Michigan	2-1	439	16
18 Notre Dame	2-1	404	19
19 Clemson	1-1	340	20
20 Louisville	2-0	333	21
21 Iowa State	2-0	235	23
22 Nebraska	3-0	204	24
23 Memphis	3-0	176	25
24 Texas A&M	2-1	85	NR
25 UNLV	3-0	78	NR

Others receiving votes: Illinois 75; Washington State 38; Arizona 37; Northern Illinois 34; Syracuse 32; UCF 27; Pittsburgh 17; Iowa 17; Boise State 17; Arizona State 15; North Carolina 14; North Carolina State 12; California 10; Indiana 7; Michigan State 6; Liberty 6; Boston College 6; BYU 3; Washington 2; Toledo 1; South Florida 1; San Jose State 1; James Madison 1;
Georgia Tech opponents in italics

TECH vs. RANKED OPPONENTS

• Georgia Tech is 5-3 against ranked opponents under head coach **Brent Key**, including an ultra-impressive 5-0 record against ranked Atlantic Coast Conference competition, with four of the five wins coming away from home (26-21 at No. 24 Pitt - Oct. 1, 2022; 21-17 at No. 13/11 North Carolina - Nov. 19, 2022; 23-20 at No. 17 Miami (Fla.) - Oct. 7, 2023; 46-42 vs. No. 17 North Carolina - Oct. 28, 2023; 24-21 vs. No. 10 Florida State, Aug. 24, 2024).

• With a pair of wins over nationally ranked teams in each of the last two seasons, the Yellow Jackets have defeated multiple ranked teams in consecutive seasons for the first time since 2008 and 2009. With another win over a ranked team this season, Tech will have claimed victories over multiple ranked teams in three-straight seasons for the first time since 1955-57.

• Key became the second coach in Georgia Tech history to ever defeat a ranked opponent in his first game as the Yellow Jackets' head coach when the Yellow Jackets knocked off No. 24 Pitt, 26-21, on Oct. 1, 2022. Tech head coaches were previously 1-4 when facing nationally ranked teams in their GT debuts (Bill Fulcher - L, 34-3 vs. No. 15 Tennessee - 1972; Pepper Rodgers - L, 31-7 vs. No. 2 Notre Dame - 1974; Bill Curry - L, 26-3 vs. No. 2 Alabama - 1980; Mac McWhorter - W, 24-14 vs. No. 11 Stanford - 2001 Seattle Bowl; Geoff Collins - L, 52-14 vs. No. 1 Clemson - 2019).

GEORGIA TECH ALL-TIME vs. AP TOP 25

	ALL	H	A	N	BOWL
Top 25	96-185-6	51-84-4	28-92-2	17-13	16-8
vs. ACC	32-47	19-21	12-25	1-2	0-0
vs. No. 1	2-13-1	1-5-1	1-8	0-0	0-0
vs. No. 2	0-10-1	0-5-1	0-4	0-1	0-0
vs. No. 3	1-11	0-6	1-5	0-0	0-0
vs. No. 4	3-12	2-8	1-4	0-0	0-0
vs. No. 5	3-13	1-8	2-6	0-0	0-0
vs. No. 6	5-7	3-4	1-4	1-0	1-0
vs. No. 7	3-13	2-5	0-6	1-2	1-1
vs. No. 8	5-10	3-4	1-6	1-0	1-0
vs. No. 9	7-11	4-3	1-6	1-1	1-1
vs. No. 10	5-10	0-4	1-5	-1	3-1
vs. No. 11	4-7	1-2	1-4	2-1	2-1
vs. No. 12	5-6	2-2	2-4	1-0	1-0
vs. No. 13	7-8	2-2	3-3	1-2	1-1
vs. No. 14	2-12	1-7	1-5	0-0	0-0
vs. No. 15	4-6-2	3-5-1	0-1-1	1-0	1-0
vs. No. 16	5-5-2	4-0-1	1-4-1	0-1	0-0
vs. No. 17	11-6	7-2	2-2	2-2	2-2
vs. No. 18	7-7	4-3	3-4	0-0	0-0
vs. No. 19	7-3	2-1	3-2	2-0	2-0
vs. No. 20	4-8	3-5	1-3	0-0	0-0
vs. No. 21	2-1	2-1	0-0	0-0	0-0
vs. No. 22	2-4	2-2	0-2	0-0	0-0
vs. No. 23	3-1	1-0	2-0	0-1	0-1
vs. No. 24	1-0	0-0	1-0	0-0	0-0
vs. No. 25	2-4*	1-2	0-1	1-1	0-0

* One win vacated due to NCAA sanctions

TECH IN THE NATIONAL RANKINGS

• Georgia Tech was nationally ranked for the first time since 2015 when it came in at No. 23 in the *Associated Press* Top 25 poll on Sept. 3.

• The Yellow Jackets' ranking was their first since they were No. 20 in AP poll on Sept. 20, 2015.

• Tech has been ranked in the AP poll 308 times since the poll's inception in 1936 (the poll listed 20 teams from 1936-88, except for from 1961-67, when only 10 teams were ranked; it began ranking 25 teams in 1989).

OFFENSE

• Through four games, Georgia Tech's offense ranks among the top 35 nationally in 11 official statistical rankings.

OFFENSIVE STATISTICAL RANKINGS - 2024

Category	No.	National	ACC
Sacks Allowed	0	1st	1st
Red Zone Offense	1,000	1st	1st
Fumbles Lost	0	1st	1st
First Downs	89	4th	1st
Completion Pct.	.746	6th	2nd
Turnovers Lost	1	6th	2nd
4th-Down Conversion Pct.	.800	21st	3rd
Passing Efficiency	168.48	22nd	6th
Fewest Passes Intercepted	1	24th	2nd
3rd-Down Conversion Pct.	.487	30th	5th
Scoring Offense	36.5	32nd	4th

• Georgia Tech's offense also ranks among the top 45 nationally in yards per play, yards per rush and yards per pass attempt.

• Georgia Tech is averaging 6.7 yards per play through four games, which ranks 23rd nationally this season.

• In 2023, only eight teams averaged better than 6.7 yards per play for the season.

• The Yellow Jackets are averaging 5.6 yards per rush through four games, which ranks 27th nationally this season.

• In 2023, only three teams averaged better than 5.6 yards per rush for the season.

• The Jackets are averaging 8.0 yards per pass attempt through four games, which ranks 41st nationally this season.

• In 2023, only 30 teams averaged better than 8.0 yards per pass attempt for the season.

• The Yellow Jackets are a perfect 14-for-14 in the red zone this season, with 13 touchdowns and one field goal.

• Last Saturday vs. VMI, Georgia Tech set season highs in nearly every offensive category, including points (59), passing yards (382) and total yards (572).

• Tech's 59 points against VMI were its most in a game since a 66-31 win over Louisville on Oct. 5, 2018.

• The Yellow Jackets' 30 first downs vs. VMI were tied for the ninth-most in program history and the most since the Jackets had a program-record 35 at Virginia Tech on Oct. 25, 2018.

• Georgia Tech's 382 passing yards vs. VMI were the sixth-most in program history and were the most since the Yellow Jackets had a program-record 486 versus Virginia on Nov. 10, 2001.

• Tech's 38 first-half points against VMI were tied for the 10th-most points in any half in program history and were the most since the Jackets scored 48 points in the first half vs. Alcorn State on Sept. 3, 2015.

• The Yellow Jackets' five touchdowns in the first half vs. VMI were tied for the 10th-most in a half in program history and were the Jackets' most since they scored five TDs in the second half vs. Louisville on Oct. 9, 2020.

• Georgia Tech's 363 yards of total offense in the first half against VMI were the 11th-most in any half in program history and were the Yellow Jackets' most since they had 364 yards in the second half vs. Tennessee on Sept. 4, 2017.

• On Sept. 7 at Syracuse, Georgia Tech was relatively contained offensively through the first three-and-a-half quarters, as it had just 247 yards of offense with 8:39 to go in the game. However, the Yellow Jackets exploded for 131 yards in a 6:08 span late in the final period, scoring two touchdowns and cutting their deficit from 31-14 to 31-28.

• On Aug. 31 vs. Georgia State, Georgia Tech also had a relatively slow start on offense, and had just 79 total yards, including only 8 rushing yards, with 3:49 to go in the first half. However, the Yellow Jackets went on to amass 420 yards, including 217 on the ground, over the final 33:49 of the game and finished with 499 yards of total offense.

• Georgia Tech has not surrendered a sack through four games this season.

• Despite being one of only two NCAA Division I FBS teams that has played four games this season, the Yellow Jackets are one of only eight squads that has not surrendered a sack in 2024 (three of the other seven have played three games, four have only played two).

TEAMS THAT HAVE NOT ALLOWED A SACK IN 2024

— FBS

Team	Games Played	Pass Attempts
Georgia Tech	4	118
Air Force	3	42
New Mexico	3	112
Oklahoma State	3	120
Army West Point	2	12
Bowling Green	2	63
Northern Illinois	2	49
Rutgers	2	47

• With no sacks allowed through four games, Georgia Tech has gone four-straight games in the same season without surrendering a sack for the first time since at least 2000.

• Dating back to the final two games of the 2022 season, Georgia Tech has not surrendered a sack in 10 of its last 19 games.

• Prior to allowing not allowing a sack in 10 of their last 19 games, the Yellow Jackets had surrendered a sack in 27-of-28 games.

• Georgia Tech has scored at least 21 points in 17-straight games dating back to the beginning of the 2023 season. The current string of consecutive 21-point games is Tech's longest since it scored at least 21 in 17 games in a row from 2014-15 (all 14 games in '14 plus first three contests in '15).

• Georgia Tech scored 30 or more points eight times since the beginning of last season after only scoring 30 or more a total of nine times in the previous four seasons combined (2019-22).

• A dominant ground game has been a predictor of Georgia Tech's success in recent seasons, as Tech has run for at least 200 yards in 13 of its last 24 wins, including 225 yards on the ground in its 35-12 win over Georgia State on Aug. 31.

• Georgia Tech has completed at least 23 passes in each of its last three games (25 vs. Georgia State - Aug. 31; 29 at Syracuse - Sept. 7 and 23 vs. VMI - last Saturday), which all rank among the Yellow Jackets' top single-game completions totals over the last 22 seasons.

• Tech's 29 completions at Syracuse were tied for the fourth-most in program history and were the Yellow Jackets' most in a game since they completed 30 vs. Maryland on Oct. 17, 2002.

MOST COMPLETIONS IN A GAME (SINCE 2003)

Completions	Opponent	Year	Result
1. 29	Georgia State	2024	W, 35-12
2. 28	at Ole Miss	2023	L, 48-23
3. 27	at Virginia	2021	L, 48-40
27	at Duke	2023	L, 41-17
5. 25	Georgia State	2024	W, 35-12
25	North Carolina	2005	W, 27-21
7. 24	Virginia	2023	W, 45-17
24	S.C. State	2022	W, 48-13
24	Miami (Fla.)	2022	L, 35-14
24	Pitt	2020	L, 52-21
24	NC State	2003	W, 29-21
12. 23	VMI	2024	W, 59-7
23	North Carolina	2023	W, 46-42
23	Bowling Green	2023	L, 38-27
23	Duke	2022	W, 23-20
23	Clemson	2022	L, 41-10
23	at Florida State	2020	W, 16-13
18. 21	at UCF	2022	L, 27-10
21	at Miami (Fla.)	2021	L, 33-30
20. 20	at Georgia	2022	L, 37-14
20	at Clemson	2021	L, 14-8

• Georgia Tech completed passes to 12 different receivers last Saturday vs. VMI, which tied a school record originally set on Dec. 5, 1981 vs. Georgia.

• Georgia Tech's 12 different players with a reception vs. VMI not only matched the school record, but also marked the second time this season that at least 11 different Yellow Jackets have had a reception in a game (11 vs. Georgia State - Aug. 31) and the fourth time in 17 games since the beginning of last season that at least 10 different players have caught passes in a game for Tech (10 at Ole Miss - Sept. 16, 2023 and 10 at Virginia - Nov. 4, 2023).

• Prior to having at least 10 different players with a reception four times over the last two seasons, the feat had only been accomplished 16 times in the 130 previous seasons of Georgia Tech football.

MOST PLAYERS WITH A RECEPTION — GT HISTORY

Players	Opponent	Date
1. 12	VMI	Sept. 14, 2024
12	Georgia	Dec. 5, 1981
3. 11	Georgia State	Aug. 31, 2024
11	Virginia	Nov. 9, 2000
11	Duke	Sept. 24, 1994
11	Furman	Sept. 11, 1993
11	Virginia	Sept. 19, 1992
11	Penn State	Aug. 28, 1991
11	Chattanooga	Sept. 22, 1990
11	Auburn	Oct. 18, 1986
11. 10	10 times	
most recently:	Virginia	Nov. 4, 2023

• Georgia Tech ranks 30th nationally in third-down percentage this season (.487), which continues an impressive climb up the national and ACC rankings for the Yellow Jackets in recent seasons.

THIRD-DOWN CONVERSION — GT IN FBS RANKINGS

Year	3rd Down Conv. Pct.	FBS Rank	ACC Rank
2021	.354	101st	12th
2022	.306	121st	14th
2023	.431	39th	2nd
2024	.467	30th	5th

• The most consistent mark of Georgia Tech's success on offense is its ability to take care of the football. Since the beginning of 2020, Georgia Tech has averaged just 1.0 turnovers per game in wins but has averaged 1.9 turnovers per game in losses.

• Georgia Tech's offense is guided by second-year offensive coordinator **Buster Faulker**, who came to Tech after winning two national championships in three seasons as a quality control assistant at Georgia (2020-22).

OFFENSE

- Faulker boasts 19 years of experience on college football staffs, including 13 seasons as an offensive coordinator at Valdosta State (2008), Murray State (2010), Middle Tennessee (2011-15), Arkansas State (2016-18), Southern Miss (2019) and Georgia Tech (2023-pres.).

- In Faulkner's first season at the helm of Georgia Tech's offense in 2023, the Yellow Jackets ranked among the nation's leaders in rushing offense (12th - 203.8 ypg), fewest sacks allowed (15th - 1.15/gm) and fewest fumbles lost (15th - 4).

QUARTERBACKS

- Through four games this season, r-Jr. **Haynes King** has added to his resume as one of college football's top signal-callers.

- King ranks among the top 30 nationally in seven official statistical categories this season.

HAYNES KING STATISTICAL RANKINGS - 2024

Category	No.	National	ACC
Completion %	.764	5th	1st
Passing Yards	962	8th	2nd
Points Responsible For	54	10th	3rd
Passing Efficiency	169.4	20th	6th
Yards/pass attempt	9.08	22nd	5th
Passing TDs	6	26th	6th
Rushing TDs	3	28th	3rd

- Most notably, King has completed 76.4% of his passes this season (81-of-106) with six touchdowns and just one interception.

- King's .764 completion percentage ranks fifth nationally and leads the ACC this season.

- If King's .764 completion percentage were to stand up through the season, it would shatter the single-season school record of .666, set by Joe Hamilton in 1999 (203-of-305), when he finished second in voting for the Heisman Trophy.

- King has connected on at least 74.4% of his passes in each of the last three games — 82.8% vs. Georgia State (24-of-29 - Aug. 31), 74.4% at Syracuse (29-of-39 - Sept. 7) and 77.3% vs. VMI (17-of-22 - last Saturday).

- King's .828 completion percentage vs. Georgia State is the second-highest in Georgia Tech history (min. 20 attempts).

- King is one of only two players in Georgia Tech history that has completed at least 80% of his passes in a game with at least 20 attempts, a feat that he has now accomplished twice.

COMPLETION PERCENTAGE — GT HISTORY (MIN. 20 ATT.)

Comp.%	Player	Opponent	Date
.880 (22-25)	Joe Hamilton	Florida State	9/11/99
.828 (24-29)	Haynes King	Georgia State	8/31/24
.809 (17-21)	Joe Hamilton	Maryland	11/22/97
.808 (21-26)	Joe Hamilton	Virginia	11/8/97
.800 (16-20)	Haynes King	Syracuse	11/18/23

- Last season, King became the first passer in Georgia Tech history with multiple games in a career with a .750 completion percentage or better on a minimum of 30 attempts.

COMPLETION PERCENTAGE — GT HISTORY (MIN. 30 ATT.)

Comp.%	Player	Opponent	Date
.784 (29-37)	George Godsey	Virginia	11/9/00
.767 (23-30)	Haynes King	North Carolina	10/28/23
.767 (23-30)	Haynes King	Virginia	11/4/23
.733 (22-30)	Joe Hamilton	Clemson	11/13/99
.733 (22-30)	Joe Hamilton	Duke	11/15/97

- King's 29 completions at Syracuse (Sept. 7) tied for the third-most in Georgia Tech single-game history and tied for the second-most without an interception in the school's all-time annals. Both were the most by a Yellow Jacket since George Godsey also completed 29 passes without an INT vs. Virginia on Nov. 9, 2000.

- His performance at Syracuse marked the second time in his brief Georgia Tech career that King has completed at least 28 passes, both times doing so without an interception.

MOST SINGLE-GAME COMPLETIONS — GT HISTORY

Completions	Player	Opponent	Date
39	George Godsey	Virginia	11/10/01
35*	George Godsey	Clemson	10/28/00
29*	Haynes King	Syracuse	9/7/24
29*	George Godsey	Virginia	11/9/00
28*	Haynes King	Ole Miss	9/16/23
28*	A.J. Suggs	Maryland	10/17/02

*Without an INT

- King completed 17-of-22 passes for 275 yards and three touchdowns in just one half of action last Saturday vs. VMI. He did not see action in the second half after helping stake the Yellow Jackets to a 38-0 halftime lead.

- Prior to racking up 275 yards in just one half against VMI, King had accounted for more than 300 yards of total offense and three touchdowns in each of the previous two games.

- At Syracuse (Sept. 7), King had 333 yards of total offense (266 passing, 67 rushing) and was responsible for three touchdowns (two rushing, one passing). The 333 yards of total offense were his most since he accounted for 377 in a 46-42 win over No. 17 North Carolina on Oct. 28 of last season.

- The previous week versus Georgia State (Aug. 31), King accounted for 302 yards of total offense (275 passing, 27 rushing) and three touchdowns (two passing, one rushing).

HAYNES KING — GAME-BY-GAME

	Rush	Yds.	TD	C-A-I.	Yds.	TD	Off.
2023							Total
Louisville	10	53	0	19-32-1	313	3	366
S.C. State	1	0	0	21-29-0	290	4	290
Ole Miss	13	51	1	28-41-0	307	2	358
Wake Forest	6	53	0	16-27-1	222	2	275
Bowling Green	10	28	0	23-37-2	348	4	376
Miami (Fla.)	10	46	1	12-25-2	151	1	197
Boston College	10	150	1	14-32-3	204	1	354
North Carolina	8	90	0	23-30-1	287	4	377
Virginia	7	83	2	23-30-0	208	1	291
Clemson	11	-3	1	13-31-4	129	2	126
Syracuse	11	82	1	16-20-1	138	2	220
Georgia	10	24	2	11-20-0	158	0	182
UCF	12	89	1	7-13-1	87	1	176
2023 Total	120	737	10	226-367-16	2,842	27	3,579
2024							Total
Florida State	14	64	0	11-16-0	146	0	210
Georgia State	5	27	1	24-29-1	275	2	302
Syracuse	6	67	2	29-39-0	266	1	333
VMI	0	0	0	17-22-0	275	3	275
2024 Total	25	158	3	81-106-1	962	6	1,120
GT Career	145	895	13	307-473-17	3,804	33	4,699
NCAA Career	186	1,045	14	435-699-27	5,383	43	6,428

- On Aug. 31 against Georgia State, in only his 15th game at Georgia Tech, King became just the 13th player in Tech history with 3,000 passing yards as a Yellow Jacket.

- On Sept. 7 at Syracuse, King moved into Georgia Tech's all-time top 10 for career passing yards.

- King needs only 196 passing yards to become the 10th player in Tech history with 4,000 passing yards as a Yellow Jacket.

CAREER PASSING YARDS — GT HISTORY

	Yards	Player	Years
1.	8,882	Joe Hamilton	1996-99
2.	8,441	Shawn Jones	1989-92
3.	8,128	Reggie Ball	2003-06
4.	6,137	George Godsey	1998-01
5.	5,249	Mike Kelley	1978-81
6.	4,754	Justin Thomas	2013-16
7.	4,464	Jeff Sims	2020-22
8.	4,193	John Dewberry	1983-85
9.	4,080	Eddie McAshan	1970-72
10.	3,804	Haynes King	2023-pres.
11.	3,312	Tevin Washington	2009-12
12.	3,276	Josh Nesbitt	2007-10
13.	3,261	Donnie Davis	1992-95
14.	2,804	Taylor Bennett	2005-07
15.	2,763	Kim King	1965-67

- With 266 passing yards and 333 yards of total offense at Syracuse (Sept. 7), King surpassed 5,000 passing yards and 6,000 yards of total offense for his collegiate career, which includes three seasons at Texas A&M (2020-22).

- Against GSU (Aug. 31), King became only the 15th player in Georgia Tech history with at least 4,000 yards of total offense as a Yellow Jacket.

CAREER TOTAL OFFENSE — GT HISTORY

	Total Yards	Player	Years
1.	10,640	Joe Hamilton	1996-99
	<i>(1,758 rush, 8,882 pass pass)</i>		
2.	9,579	Reggie Ball	2003-06
	<i>(1,451 rush, 8,128 pass)</i>		
3.	9,296	Shawn Jones	1989-92
	<i>(855 rush, 8,441 pass)</i>		
4.	7,166	Justin Thomas	2013-16
	<i>(2,412 rush, 4,754 pass)</i>		
5.	6,125	George Godsey	1998-01
	<i>(-12 rush, 6,137 pass)</i>		
6.	6,082	Joshua Nesbitt	2007-10
	<i>(2,806 rush, 3,276 pass)</i>		
7.	5,616	Jeff Sims	2020-22
	<i>(1,152 rush, 4,464 pass)</i>		
8.	5,537	Tevin Washington	2009-12
	<i>(2,225 rush, 3,312 pass)</i>		
9.	5,198	Mike Kelley	1978-81
	<i>(-51 rush, 5,249 pass)</i>		
10.	4,823	John Dewberry	1983-85
	<i>(630 rush, 4,193 pass)</i>		
11.	4,699	Haynes King	2023-pres.
	(895 rush, 3,804 pass)		
12.	4,262	Eddie McAshan	1970-72
	<i>(182 rush, 4,080 pass)</i>		
13.	4,093	Robert Lavette	1981-84
	<i>(4,066 rush, 27 pass)</i>		
14.	4,025	TaQuon Marshall	2015-18
	<i>(2,189 rush, 1,836 pass)</i>		
15.	4,010	Donnie Davis	1992-95
	<i>(749 rush, 3,261 pass)</i>		

- At Syracuse (Sept. 7), King became the eighth player in Georgia Tech history with at least 30 touchdown passes as a Yellow Jacket.

CAREER TOUCHDOWN PASSES — GT HISTORY

	TD Passes	Player	Years
1.	65	Joe Hamilton	1996-99
2.	57	Reggie Ball	2003-06
3.	51	Shawn Jones	1989-92
4.	41	George Godsey	1998-01
5.	40	Justin Thomas	2013-16
6.	33	Haynes King	2023-pres.
7.	32	Eddie McAshan	1970-72
8.	30	Jeff Sims	2020-22
9.	27	John Dewberry	1983-85
10.	23	Mike Kelley	1978-81

- With 895 rushing yards in 17 games as a Yellow Jacket, King needs just 26 yards to move into Georgia Tech's all-time top 10 for rushing yards by a quarterback and 105 yards to become the 10th QB in Tech history with 1,000 rushing yards as a Jacket.

OFFENSE

• King led the ACC in three different statistical categories and ranked among the top 50 nationally in eight categories last season.

HAYNES KING STATISTICAL RANKINGS - 2023

Category	No.	National	ACC
Points Responsible For	224	9th	1st
Points Responsible For/Game	17.2	11th	1st
Passing TDs	27	12th	1st
Total Offense	275.3	29th	2nd
Passing Yards/Completion	12.58	33rd	4th
Passing Yards	2,842	41st	4th
Yards/Pass Attempt	7.74	43rd	6th
Passing Efficiency	142.2	48th	6th

• King was one of only two Power Five conference players that had at least 2,800 passing yards, 700 rushing yards, 25 touchdown passes and 10 touchdown runs last season, joining Heisman Trophy winner and the eventual No. 2 pick in the 2024 NFL Draft, Jayden Daniels (LSU).

2,800 PASS YDS, 700 RUSH YDS, 25 TD PASSES, 10 TD RUNS — POWER FIVE CONFERENCES, 2023

Player	Team	Pass Yds.	Rush Yds.	Pass TD	Rush TD
Jayden Daniels	LSU	3,812	1,134	40	10
Haynes King	GT	2,842	737	27	10

• Since 2000, the only other ACC players that have matched King's 2,800 passing yards, 700 rushing yards, 25 touchdown passes and 10 touchdown runs in a season are Louisville Heisman Trophy winner Lamar Jackson (2016 and 2017), Virginia Tech's Jerod Evans (2016) and Clemson's Deshaun Watson (2015).

2,800 PASS YDS, 700 RUSH YDS, 25 TD PASSES, 10 TD RUNS — ACC, SINCE 2000

Player	Team	Year(s)
Haynes King	Georgia Tech	2023
Lamar Jackson	Louisville	2016, 2017
Jerod Evans	Virginia Tech	2016
Deshaun Watson	Clemson	2015

• King's 27 touchdown passes last season were the second-most in Georgia Tech single-season history, just two shy of the the single-season school record of 29, set by Joe Hamilton in 1999, when he finished second in voting for the Heisman Trophy.

SINGLE-SEASON TOUCHDOWN PASSES — GT HISTORY

TD Passes	Player	Year	
1.	29	Joe Hamilton	1999
2.	27	Haynes King	2023
3.	23	George Godsey	2000
4.	20	Reggie Ball	2006
5.	18	Justin Thomas	2014
	18	George Godsey	2001
7.	17	Joe Hamilton	1998
8.	16	Reggie Ball	2004
	16	Eddie McAshan	1972
10.	15	Shawn Jones	1992

• King's 2,842 passing yards last season were the fourth-most in Georgia Tech single-season history, just 243 shy of the school record of 3,085 set by George Godsey in 2001.

SINGLE-SEASON PASSING YARDS — GT HISTORY

Passing Yards	Player	Year	
1.	3,085	George Godsey	2001
2.	3,060	Joe Hamilton	1999
3.	2,906	George Godsey	2000
4.	2,842	Haynes King	2023
5.	2,397	Shawn Jones	1992
6.	2,314	Joe Hamilton	1997
7.	2,288	Shawn Jones	1991
8.	2,424	A.J. Suggs	2002
9.	2,166	Joe Hamilton	1998
10.	2,165	Reggie Ball	2005
11.	2,147	Reggie Ball	2004
12.	2,136	Taylor Bennett	2007
13.	2,128	Tommy Luginbill	1994
14.	2,051	Mike Kelley	1979

• King's 3,579 yards of total offense last season were the second-most in Georgia Tech single-season history, just 215 shy of the school record of 3,794, set by Joe Hamilton in 1999.

SINGLE-SEASON TOTAL OFFENSE — GT HISTORY

Total Yards	Player	Year	
1.	3,794	Joe Hamilton	1999
	<i>(734 rush, 3,060 pass)</i>		
2.	3,579	Haynes King	2023
	<i>(737 rush, 2,842 pass)</i>		
3.	3,094	George Godsey	2000
	<i>(11 rush, 3,083 pass)</i>		
4.	3,040	George Godsey	2001
	<i>(-45 rush, 3,085 pass)</i>		
5.	2,805	Justin Thomas	2014
	<i>(1,086 rush, 1,719 pass)</i>		
6.	2,792	Joe Hamilton	1997
	<i>(478 rush, 2,314 pass)</i>		
7.	2,738	Joshua Nesbitt	2009
	<i>(1,037 rush, 1,701 pass)</i>		
8.	2,649	Shawn Jones	1991
	<i>(361 rush, 2,288 pass)</i>		
9.	2,638	Tevin Washington	2011
	<i>(987 rush, 1,652 pass)</i>		
10.	2,546	Reggie Ball	2005
	<i>(381 rush, 2,165 pass)</i>		

• King's 226 pass completions last season ranked third in Georgia Tech single-season history, just 23 shy of the school record of 249 set by George Godsey in 2001.

SINGLE-SEASON PASS COMPETITIONS — GT HISTORY

Completions	Player	Year	
1.	249	George Godsey	2001
2.	226	Haynes King	2023
3.	222	George Godsey	2000
4.	208	A.J. Suggs	2002
5.	203	Joe Hamilton	1999
6.	190	Shawn Jones	1992
7.	182	Tommy Luginbill	1994
	182	Reggie Ball	2005
9.	181	Reggie Ball	2003
10.	178	Shawn Jones	1991
11.	173	Joe Hamilton	1997

• King's 367 pass attempts last season ranked third in Georgia Tech single-season history, just 17 shy of the school record of 384 set by George Godsey in 2001.

SINGLE-SEASON PASS ATTEMPTS — GT HISTORY

Attempts	Player	Year	
1.	384	George Godsey	2001
2.	379	Reggie Ball	2005
3.	367	Haynes King	2023
4.	363	A.J. Suggs	2002
5.	362	Shawn Jones	1992
6.	350	Reggie Ball	2003
7.	349	George Godsey	2000
8.	339	Shawn Jones	1991
9.	330	Reggie Ball	2004
10.	327	Tommy Luginbill	1994
	327	Taylor Bennett	2007

• Three times last season (Sept. 9 vs. South Carolina State, Sept. 30 vs. Bowling Green, Oct. 28 vs. North Carolina), King threw four touchdown passes in a game, which is tied for the third-most in Georgia Tech single-game history.

• King's three games with at least four touchdown passes last season is also tied for the most in Georgia Tech single-season history (Joe Hamilton also had three games with at least four TD passes in 1999).

MOST SINGLE-GAME TOUCHDOWN PASSES —

GT HISTORY

TD Passes	Player	Opponent	Date
5	Eddie McAshan	Rice	9/30/72
5	Joe Hamilton	Clemson	11/13/99
4	Eddie Prokop	Tulane	11/13/43
4	Frank Broyles	Tulane	11/11/44
4	Darrell Crawford	Auburn	10/20/51
4	Shawn Jones	Maryland	10/7/89
4	Shawn Jones	Georgia	12/1/90
4	Tom Luginbill	Western Carolina	9/10/94
4	Joe Hamilton	Florida State	9/11/99
4	Joe Hamilton	Georgia	11/27/99
4	George Godsey	Wake Forest	10/14/09
4	Reggie Ball	Clemson	9/11/04
4	Reggie Ball	NC State	11/4/06
4	Vad Lee	Duke	9/14/13
4	Justin Thomas	Georgia Southern	9/13/14
4	Jordan Yates	Kennesaw State	9/11/21
4	Haynes King	S. Carolina St.	9/9/23
4	Haynes King	Bowling Green	9/30/23
4	Haynes King	North Carolina	10/28/23
3	39 times, most recently:		
	Haynes King	VMI	9/14/24

• King's 348 passing yards last season vs. Bowling Green (Sept. 30) were the 10th-most in Georgia Tech single-game history.

MOST SINGLE-GAME PASSING YARDS — GT HISTORY

Pass Yards	Player	Opponent	Date
486	George Godsey	Virginia	11/10/01
454	George Godsey	Clemson	10/28/00
416	Darrell Gast	Duke	10/31/87
387	Joe Hamilton	Florida State	9/11/99
387	Joe Hamilton	Maryland	9/30/99
371	Eddie McAshan	Rice	9/30/72
361	Michael Kelley	Navy	11/17/79
359	Jeff Sims	Pitt	10/2/21
354	George Godsey	Maryland	11/18/00
348	Haynes King	Bowling Green	9/30/23

• King threw for at least 300 yards three times last season (313 vs. Louisville - Sept. 1; 307 at Ole Miss - Sept. 16; 348 vs. Bowling Green - Sept. 30). His three 300-yard passing games are tied for the third-most in Georgia Tech single-season and career history.

MOST SINGLE-SEASON 300-YARD PASSING GAMES — GT HISTORY

300-yd Games	Player	Year	
1.	6	Joe Hamilton	1999
2.	4	George Godsey	2000
3.	3	Haynes King	2023
4.	2	Jeff Sims	2021
	2	George Godsey	2001

MOST CAREER 300-YARD PASSING GAMES —

GT HISTORY

300-yd Games	Player	Years	
1.	7	Joe Hamilton	1996-99
2.	6	George Godsey	1998-01
3.	3	Haynes King	2023
	3	Jeff Sims	2020-22
5.	2	Taylor Bennett	2005-07
	2	Tom Luginbill	1994
	2	Michael Kelley	1978-81

• In all, King owns three of the 31 300-yard passing performances in Georgia Tech history.

• King made a record-breaking debut in the White and Gold, throwing for 313 yards and three touchdowns on 19-of-32 passing in last season's opener against Louisville (Sept. 1).

• King's 313 passing yards last season against Louisville marked the first time that a Georgia Tech player ever threw for 300 yards in his GT debut.



OFFENSE

• King ran for career-high 150 yards last season vs. Boston College (Oct. 21). His 150 rushing yards were the most by a Tech quarterback since Tobias Oliver ran for 215 yards at Virginia Tech on Oct. 25, 2018.

• Georgia Tech has the luxury of having two quarterbacks that have started and won college football games, as King is backed up by r-So. **Zach Pyron**.

• Pyron had one of the best performances of his collegiate career last Saturday vs. VMI, rushing for a pair of 1-yard scores in the first half, then completing 3-of-5 passes for 58 yards and a touchdown in the second half.

• Pyron's two rushing touchdowns against VMI were a career high. He had previously scored one touchdown on the ground in three different games (last: vs. Florida State – Aug. 24).

• Pyron scored Georgia Tech's first touchdown of the season on a 1-yard quarterback draw in the first quarter vs. Florida State.

• His touchdown against Florida State was his first since a 9-yard touchdown run in his first-career start at Virginia Tech on Nov. 5, 2022.

• Last Saturday's 24-yard touchdown pass against VMI was the fourth TD pass of Pyron's career and his first since Nov. 12, 2022 vs. Miami (Fla.).

• Pyron amassed an impressive 692 yards of total offense (565 passing, 127 rushing) and five touchdowns (three passing, two rushing) in just three games (two starts) as a true freshman in 2022.

RUNNING BACKS

• Georgia Tech r-Jr. **Jamal Haynes**, one of the nation's top running backs, has lived up to the billing through four games this season.

• Through three games, Haynes has 213 rushing yards and four touchdowns on just 46 carries (4.6 avg.).

• Haynes' four rushing touchdowns this season are tied for most in the ACC and 11th nationally, while he also ranks t-fourth in the ACC and t-18th nationally in total touchdowns (4).

• Haynes had 84 yards and a touchdown on 17 carries (4.9 avg.) against Georgia State (Aug. 31).

• In the season opener against No. 10 Florida State (Aug. 24), Haynes ran for 75 yards and two touchdowns on just 11 carries, while also catching two passes for 16 yards.

• Haynes' two rushing touchdowns against FSU (1 and 2 yards) were a career high.

• It was also the second two-touchdown game of Haynes' career – he had a rushing and receiving touchdown in last season's win over Syracuse (Nov. 18).

• Haynes has scored at least one touchdown in 3-of-4 games this season and 10-of-17 games since the beginning of last season.

JAMAL HAYNES — GAME-BY-GAME

2023	Rush	Yds.	TD	YPC	Rec.	Yds.	TD	Purp.	All-	
									Yds.	TD
Louisville	11	51	0	4.6	4	56	0	107		
S.C. State	9	113	1	12.5	2	2	0	146		
Ole Miss	19	72	0	3.8	3	28	0	116		
Wake Forest	18	95	1	5.3	2	13	0	108		
Bowling Green	8	45	0	5.6	1	13	0	58		
Miami (Fla.)	7	33	1	4.7	0	0	0	33		
Boston College	12	56	1	4.7	1	10	0	66		
North Carolina	14	80	1	5.7	1	3	0	83		
Virginia	17	119	1	7.0	3	7	0	126		
Clemson	15	104	0	6.9	0	0	0	104		
Syracuse	11	82	1	7.5	2	17	1	99		
Georgia	11	81	0	5.4	1	2	0	83		
UCF	18	128	0	7.1	0	0	0	128		
2023 Total	174	1,059	7	6.09	20	151	1	1,257		
2024	Rush	Yds.	TD	YPC	Rec.	Yds.	TD	Purp.	All-	
									Yds.	TD
Florida St.	11	75	2	6.8	2	16	0	91		
Georgia St.	17	84	1	4.9	2	6	0	90		
Syracuse	11	35	1	3.2	5	26	0	61		
VMI	7	19	0	2.7	1	5	0	24		
2024 Total	46	213	4	4.6	10	53	0	266		
Career	220	1,272	11	5.8	30	204	1	1,523		

• Haynes, who made the switch to running back from wide receiver during the 2023 offseason, ran for 1,059 yards in his first season at the position in '23. He became Georgia Tech's first 1,000-yard rusher since QB TaQuon Marshall (1,146 yds.) and RB KirVonte Benson (1,053 yds.) both reached the 1,000-yard plateau in 2017.

• Haynes' 1,059 rushing yards last season were the 15th-most in Georgia Tech single-season history.

• Haynes finished last season ranked in the top 10 in the ACC in four statistical categories.

JAMAL HAYNES STATISTICAL RANKINGS - 2023

Category	No.	ACC	National
Rushing Yards/Carry	6.09	2nd	24th
Rushing Yards	1,059	5th	39th
Rushing Yards/Game	81.5	5th	48th
All-Purpose Yards/Game	96.69	7th	76th

• Haynes' four 100-yard rushing games last were the most by a Yellow Jacket in a single season since QB Tobias Oliver had four 100-yard rushing games in 2018 and the most by a Tech RB since KirVonte Benson had five 100-yard games in 2017.

• Haynes scored eight touchdowns last season (seven rushing, one receiving), which were the most by a Georgia Tech RB since Dedrick Mills scored 13 in 2016.

• Haynes had a touchdown run in four-consecutive games last season – 4 yards at Miami (Fla.) on Oct. 7, 16 yards vs. Boston College on Oct. 21, 4 yards vs. North Carolina on Oct. 28, 43 yards at Virginia on Nov. 4. He became the first Yellow Jacket with a rushing touchdown in four-consecutive games since Jerry Howard ran for touchdowns in four-straight contests from Sept. 29-Oct. 25, 2018 (vs. Bowling Green, at Louisville, vs. Duke, at Virginia Tech).

• After Sr. RB **Trey Cooley** was injured in the season opener vs. Florida State (Aug. 24), three young running backs — So. **Chad Alexander** and true Fr. **Anthony Carrie** and **Trelain Maddox** have shown the depth of Tech's running backs room behind Haynes.

GEORGIA TECH RUNNING BACKS — 2024

Player	Rush	Yds.	TD	YPC	Rec.	Yds.	TD	Purp.	All-	
									Yds.	TD
r-Jr. Jamal Haynes	46	213	4	4.6	10	53	0	266		
Fr. Anthony Carrie	13	83	1	6.4	2	2	0	85		
So. Chad Alexander	16	82	0	5.1	0	0	0	82		
Fr. Trelain Maddox	9	53	1	5.9	0	0	0	53		
TOTAL	84	431	6	5.1	12	55	0	486		

• Alexander, a walk-on who played in nine games on special teams as a true freshman last season, did not have a carry in 2023.

• In three games this season, Alexander has averaged 5.1 yards per carry (82 yards on 16 attempts).

• Carrie has rushed for 83 yards on just 13 carries (6.4 avg.) over three games as a true freshman.

• Carrie scored his first collegiate touchdown on a 2-yard run last Saturday vs. VMI.

• The depth of Georgia Tech's running backs room became even more apparent last Saturday when Maddox made his collegiate debut vs. VMI. Just a year removed from a serious knee injury sustained as a senior at nearby Parkview H.S., Maddox ran nine times for a game-high 53 yards and his first collegiate TD (3 yards) vs. VMI.

WIDE RECEIVERS

• Georgia Tech has 10 wide receivers on its roster that have combined for 4,447 receiving yards, 334 receptions and 202 games at the collegiate level.

GEORGIA TECH WIDE RECEIVERS EXPERIENCE

	Career Games	Career Starts	Career Rec.	Career Rec. Yds
r-Sr. Chase Lane^	37	20	64	859
r-Sr. Abdul Janneh@	35	12	58	794
Sr. Christian Leary*	34	1	23	346
r-Jr. Malik Rutherford	31	13	96	1,074
Sr. Avery Boyd	31	4	17	214
So. Eric Singleton, Jr.	16	14	64	964
r-Jr. Leo Blackburn	10	1	6	105
r-Fr. Bailey Stockton	6	—	5	50
r-Fr. Chris Elko	1	—	1	41
Fr. Isiah Canion	1	—	0	0
TOTALS AT GT	136	43	251	2,601
CAREER TOTALS	202	63	334	4,447

* includes 18 games, three catches and 10 yards at Alabama (2021-22)

^ includes 27 games, 48 catches and 617 yards at Texas A&M (2019-22)

% includes 31 games, 35 catches and 548 yards at Georgia (2019-22)

@ includes 20 games, 51 catches and 671 yards at Duquesne (2020-22)

• r-Jr. **Malik Rutherford** has led Georgia Tech in receptions in 3-of-4 games this season and in receiving yards twice.

• Last Saturday vs. VMI, Rutherford had 50 yards on four receptions, including a 35-yard touchdown, in just one half of action. He did not play in the second half after helping stake the Yellow Jackets to a 38-0 halftime lead.

• Rutherford had a career-high seven receptions in back-to-back games against Georgia State (Aug. 31) and Syracuse (Sept. 7).

• With 35 receiving yards against Syracuse, Rutherford also became just the 25th player in Georgia Tech history with 1,000 career receiving yards as a Yellow Jacket.

• Rutherford's 1,074 career receiving yards rank 23rd in Georgia Tech history.

• Rutherford set a career high with 131 receiving yards against Georgia State.

• Rutherford's 131 receiving yards against GSU are tied for the most by a Yellow Jacket since DeAndre Smelter — currently a graduate assistant coach at Tech — had 132 receiving yards against Wofford on Aug. 30, 2014. (Former Yellow Jacket Dominick Blaylock also had 131 receiving yards against Bowling Green on Sept. 30 of last season).

OFFENSE

• Rutherford led all players with a game-high 66 receiving yards on a game-high-tying four receptions in Tech's season-opening win over No. 10 Florida State (Aug. 24).

• Two of Rutherford's receptions against FSU had a huge impact on the game. The first was a 42-yard gain on Tech's first possession of the game, which set up a 1-yard touchdown run by QB Zach Pyron three plays later. The second was a 15-yard catch over the middle on third-and-12 that kept the Yellow Jackets' final touchdown drive alive late in the third quarter.

MALIK RUTHERFORD — GAME-BY-GAME

2021	Rec.	Yds.	TD	Avg.	Long
Kennesaw State	0	0	0	0.0	0
Pitt	5	62	0	12.4	24
Duke	0	0	0	0.0	0
2021 Total	5	62	0	12.4	24
2022	Rec.	Yds.	TD	Avg.	Long
Clemson	1	10	0	10.0	10
Western Carolina	1	0	0	0.0	0
Ole Miss	4	52	0	13.0	38
UCF	2	31	0	15.5	29
Pitt	0	0	0	0.0	0
Duke	1	-1	0	-1.0	0
Virginia	2	4	0	2.0	6
Florida State	1	14	0	14.0	14
Virginia Tech	0	0	0	0.0	0
Miami (Fla.)	2	33	0	16.5	27
North Carolina	6	68	0	11.3	21
Georgia	3	14	0	4.7	13
2022 Total	23	225	0	9.8	38
2023	Rec.	Yds.	TD	Avg.	Long
Louisville	5	85	0	17.0	55
S.C. State	5	60	0	12.0	19
Ole Miss	4	34	0	8.5	17
Wake Forest	2	11	0	5.5	13
Bowling Green	6	67	1	11.2	20
Miami (Fla.)	3	33	0	11.0	30
Boston College	3	43	0	14.3	17
North Carolina	6	83	2	13.8	42
Virginia	3	16	0	5.3	11
Clemson	1	-4	0	-4.0	0
Syracuse	3	14	0	4.7	7
Georgia	3	20	0	6.7	12
UCF	2	40	1	20.0	41
2023 Total	46	502	4	10.9	55
2024	Rec.	Yds.	TD	Avg.	Long
Florida State	4	66	0	16.5	42
Georgia State	7	131	1	18.7	52
Syracuse	7	38	0	5.4	15
VMI	4	50	1	12.5	35
2024 Total	22	285	2	13.0	52
Career	96	1,074	6	11.2	55

• With So. **Eric Singleton Jr.** needs just 36 receiving yards on Saturday at Louisville to become the second-fastest in Georgia Tech history with 1,000 career receiving yards.

• With 964 receiving yards in just 16 career games, Singleton is on pace to reach the 1,000-yard plateau in his 17th game as a Yellow Jacket. Only College and Pro Football Hall of Famer Calvin Johnson eclipsed the 1,000-yard mark faster as a Yellow Jacket.

FASTER TO 1,000 CAREER RECEIVING YARDS —

GT HISTORY

Player	Games to 1,000 Yards (Years)
Calvin Johnson	14 (2004-05)
Jimmy Robinson	18 (1972-73)
Kelly Campbell	20 (1998-99)

• Singleton has caught 10 passes for 188 yards in his last three halves of action.

• Last Saturday vs. VMI, Singleton caught five passes for 102 yards, including a 14-yard touchdown, in just one half of action. He did not play in the second half after helping stake the Yellow Jackets to a 38-0 halftime lead.

• Singleton had a breakout performance with 86 yards on five receptions at Syracuse (Sept. 7).

• Singleton, who has been pinpointed by opposing secondaries throughout this season, has caught 16 passes for 250 yards on the campaign, both of which rank second on the team behind only Rutherford.

• Despite the relatively slow start as a pass-catcher, Singleton impacted each of the first two games of the season as a ball-carrier, with a 10-yard run in the season-opener at Florida State (Aug. 24) and a 35-yard touchdown run against Georgia State (Aug. 31).

• The touchdown run against GSU was his first TD of the season and the first rushing score of his career.

• Singleton pulled off one of the biggest plays of the season-opening win against Florida State when he had a 12-yard gain on a screen pass on the Yellow Jackets' final offensive play of the game. One play after Singleton Jr.'s 12-yard pickup, PK **Aidan Birr** made a 44-yard field goal as time expired to lift Tech to the 24-21 victory.

ERIC SINGLETON, JR. — GAME-BY-GAME

2023	Rec.	Yds.	TD	Avg.	Long
Louisville	2	34	1	17.0	29
S.C. State	3	39	1	23.0	40
Ole Miss	5	97	1	19.4	51
Wake Forest	4	50	1	12.5	31
Bowling Green	4	85	1	21.3	53
Miami (Fla.)	2	20	0	10.0	14
Boston College			DNP		
North Carolina	8	117	0	14.6	43
Virginia	5	80	1	16.0	58
Clemson	5	28	0	5.6	11
Syracuse	5	30	0	6.0	14
Georgia	4	96	0	24.0	57
UCF	1	8	0	8.0	8
2023 Total	48	714	6	14.9	58
2024	Rec.	Yds.	TD	Avg.	Long
Florida State	2	19	0	9.5	12
Georgia State	4	43	0	10.8	12
Syracuse	5	86	0	17.2	45
VMI	5	102	1	20.4	50
2024 Total	16	250	1	15.6	50
Career	64	964	7	15.1	58

• Singleton led Georgia Tech with 48 receptions, 714 receiving yards and six touchdown catches as a true freshman last season.

• Singleton's 59.5 receiving yards per game and six touchdown receptions last season both ranked second among all true freshmen nationally.

RECEIVING YARDS PER GAME — FBS TRUE FRESHMEN, 2023

Player	Team	Rec. Yds./Gm.
1) Kevin Concepcion	NC State	64.5
2) Eric Singleton Jr.	Georgia Tech	59.5
3) Eugene Wilson III	Florida	53.8

TOUCHDOWN RECEPTIONS — FBS TRUE FRESHMEN, 2023

Player	Team	Rec. TD
1) Kevin Concepcion	NC State	10
2) Eric Singleton Jr.	Georgia Tech	6
Eugene Wilson III	Florida	6
4) London Humphreys	Vanderbilt	4
Landon Sides	North Texas	4

• Singleton's six touchdown receptions last season were just one shy of the Georgia Tech freshman record.

TOUCHDOWN RECEPTIONS BY A FRESHMAN —

GT HISTORY

Player	Year	Rec. TD
1) Calvin Johnson	2004	7
Ahmarean Brown	2019	7
3) Eric Singleton Jr.	2023	6

• With touchdown catches in each of Georgia Tech's first five games of last season — 5 yds. vs. Louisville (Sept. 1), 40 yds. vs. S.C. State (Sept. 9), 15 yds. at Ole Miss (Sept. 16), 31 yds. at Wake Forest (Sept. 23) and 53 yds. vs. Bowling Green (Sept. 30) — Singleton became the first Yellow Jacket ever with a touchdown reception in each of the first five games of his career.

• Singleton also became the first Yellow Jacket with a touchdown reception in five-consecutive games since Kelly Campbell caught touchdown passes in six-straight games in 2000 (Sept. 30 vs. North Carolina-Nov. 18 vs. Maryland).

• After an injury that caused him to miss six games and limited his effectiveness over the final five games following his return to action last season, r-Sr. **Chase Lane** has picked up right where he left off at the beginning of 2023.

• Lane, who like QB Haynes King, transferred to Georgia Tech from Texas A&M prior to the 2023 season, has caught nine passes for 137 yards and a touchdown through four games this season.

• Lane's 137 receiving yards rank third on the team, while his 15.2 yards per reception are good for second on the squad.

• Last Saturday vs. VMI, Lane had a season-high 54 receiving yards in just one half of action. He did not play in the second half after helping stake the Yellow Jackets to a 38-0 halftime lead.

• On Sept. 7 at Syracuse, Lane caught a 4-yard touchdown pass, which was his first touchdown since a 48-yard TD catch in last season's opener versus Louisville (Sept. 1, 2023).

• Last season, Lane caught six passes for 105 yards and a touchdown over the first two games of the campaign, but was injured in the second game of the year versus South Carolina State. He would go on to miss the next six games, then had just one catch for 0 yards over the final five games of the season.

TIGHT ENDS

• Sr. **Avery Boyd** has settled into the tight ends room after spending much of his first four seasons as a Yellow Jacket at wide receiver.

• Boyd leads Georgia Tech's tight ends with 11 receptions for 133 yards and two touchdowns this season.

• 92 of Boyd's 133 receiving yards this season have come in the last two games — a career-high 56 yards at Syracuse (Sept. 7) and 36 yards in just one half of action vs. VMI (last Saturday).

• Prior to catching multiple passes in each of the last three games (4 vs. GSU, 4 at Syracuse, 2 vs. VMI), Boyd had never had more than one reception in a game in his collegiate career.

• The 6-foot-3, 240-pound Boyd made the start at tight end in the season opener against No. 10 Florida State (Aug. 24) and made a 14-yard reception deep in Georgia Tech territory to kickstart an 89-yard touchdown drive that gave the Yellow Jackets a 21-14 lead early in the fourth quarter.

OFFENSE

- After not having a reception over the first 17 games of his career, Boyd has at least one catch in 10 of the last 15 games.

- A trio of tight ends that transferred to Georgia Tech in the offseason — r-Sr. **Jackson Hawes** (Yale), r-Jr. **Josh Beetham** (Michigan) and r-Sr. **Ryland Goede** (Mississippi State) — have combined for six catches for 58 yards this season, led by Hawes' four catches for 36 yards.

- In addition to becoming a part of the passing game over the past two weeks, Hawes, Beetham and Goede have all played a critical role in the run game through their blocking at the point of attack.

OFFENSIVE LINE

- Georgia Tech's offensive line has lived up to its billing as one of the nation's best through four games this season.

- Most notably, Georgia Tech's offensive front has not surrendered a sack through four games in 2024.

- Despite being one of only two NCAA Division I FBS teams that has played four games this season, the Yellow Jackets are one of only eight squads that has not surrendered a sack in 2024 (three of the other seven have played three games, four have only played two).

TEAMS THAT HAVE NOT ALLOWED A SACK IN 2024

— FBS

Team	Games Played	Pass Attempts
Georgia Tech	4	118
Air Force	3	42
New Mexico	3	112
Oklahoma State	3	120
Army West Point	2	12
Bowling Green	2	63
Northern Illinois	2	49
Rutgers	2	47

- With no sacks allowed through four games, Georgia Tech has gone four-straight games in the same season without surrendering a sack for the first time since at least 2000.

- Dating back to the final two games of the 2022 season, Georgia Tech has not surrendered a sack in 10 of its last 19 games.

- Prior to allowing not allowing a sack in 10 of their last 19 games, the Yellow Jackets had surrendered a sack in 27-of-28 games.

- Tech's pass blocking was especially impressive in its win over Georgia State (Aug. 31), as all five starters (RG **Keylan Rutledge** - 84.2, LG **Joe Fusile** - 83.9, RT **Jordan Williams** - 82.8, LT **Jordan Brown** - 82.7 and C **Weston Franklin** - 81.3), as well as reserve LT **Corey Robinson II** (81.2), received pass-blocking grades of 80 or higher from *Pro Football Focus*.

- On Sept. 7 at Syracuse, Rutledge (86.6) and Robinson (85.2) once again received pass-blocking grades of 80 or higher from PFF.

- Last Saturday against VMI, Robinson (84.9) and Rutledge (84.0) once again led the Yellow Jackets in pass-blocking grades from PFF. They were among five Jackets that had pass-blocking grades of 80 or higher in the romp over VMI, joining Franklin (81.5), Williams (81.5) and reserve RG **Brandon Best** (80.3).

- Robinson has earned a pass-blocking grade of 80 or better in all four games this season, as he was the only Yellow Jacket with a pass-blocking grade of 80-plus in the season opener against Florida State (81.9).

- In the run game, the Yellow Jackets' offensive front has paved the way for Tech to average 5.6 yards per rush this season, which ranks 27th nationally.

- One of Georgia Tech's most experienced overall positions, the offensive linemen on the Yellow Jackets' 2024 roster have combined for 215 collegiate games played and 148 career starts.

GEORGIA TECH OFFENSIVE LINE START CHART

	Career Games	Career Starts	2024 Starts	Consec. Starts
RT/RG Jordan Williams	47	44	4	10
C Weston Franklin	34	29	4	28
LG Joe Fusile	27	25	4	17
LT Corey Robinson II	27	16	—	—
RG Keylan Rutledge^	26	21	4	11
RG Brandon Best	18	—	—	—
LT Jordan Brown@	11	4	4	4
LT Ethan Mackenny	10	9	—	—
OL Ben Galloway	9	—	—	—
OL Tana Alo-Tupuola	4	—	—	—
OL Harrison Moore	2	—	—	—
OL Will Scissum	1	—	—	—
TOTALS AT GT	186	126		
CAREER TOTALS	215	148		

^ includes 22 games at Middle Tennessee (2022-23)

@ includes seven games at UNC Charlotte (2021-22)

- Tech returned four starters and five significant contributors this season from an offensive line that paved the way for the Yellow Jackets to lead the ACC and rank among the top 15 nationally in both rushing offense (203.8 ypg - 12th nationally) and fewest sacks allowed (1.15/gm - 15th nationally) in 2023.

DEFENSE

TEAM

• Georgia Tech's defense is under the tutelage of new defensive coordinator **Tyler Santucci**.

• Through four games under Santucci, Tech's defense is allowing 17.8 points, 317.5 yards and 98.5 rushing yards per game, all down significantly from the Yellow Jackets' averages a year ago, while the Jackets' 7.0 tackles for loss per game are up significantly over 2023.

GEORGIA TECH DEFENSIVE COMPARISON —

2024 vs. 2023

Category	2024	2023	Difference
Scoring Defense	17.8 ppg	29.5 ppg	-11.7
Total Defense	317.5 ypg	437.1 ypg	-119.6
Rushing Defense	98.5 ypg	221.3 ypg	-122.8
Tackles for Loss	7.0 pg	4.6 pg	+2.4

• Georgia Tech's defense was dominant in last Saturday's win over VMI, limiting the Keydets to 104 total yards (2.2 yards per play), including just 28 rushing yards (0.4 avg.) and five total first downs.

• VMI's five first downs were tied for the second-fewest that Georgia Tech has ever surrendered in a game and the fewest since Miami (Fla.) had five first downs against the Yellow Jackets on Sept. 26, 1964.

• Four of VMI's five first downs came on their lone scoring drive of the game in the fourth quarter. The Keydets combined for just one first down on their other 12 possessions.

• VMI's seven points were the fewest allowed by Georgia Tech since a 41-0 win over Alcorn State in the 2018 season opener (Sept. 1, 2018).

• Georgia Tech's 12 tackles for loss against VMI were the most in a game for the Yellow Jackets since they had 12 in a 21-17 win over No. 13 North Carolina on Nov. 19, 2022.

• Tech has had seven or more TFL in three of its four games this season - 7 vs. Florida State (Aug. 24), 8 vs. Georgia State (Aug. 31) and 12 vs. VMI (last Saturday).

• In his first game as Tech's defensive coordinator, Santucci's defense limited No. 10 Florida State, which averaged 401.6 yards of total offense per game in 2023, to just 291 yards a 24-21 win over the Seminoles (Aug. 24).

• Georgia Tech's rushing defense, which ranked last in the ACC and 128th out of 130 NCAA Division I FBS teams (221.3 ypg) last season, limited Florida State to just 98 rushing yards on 31 carries (3.2 avg.).

• Even more impressively, after FSU ran for 58 yards on five carries on its first possession of the game (11.6 avg.), Tech surrendered just 40 yards on 26 carries over the rest of the game (1.5 avg.).

• Georgia Tech once again ranks among the nation's and ACC's leaders in fumble recoveries this season with two — one vs. Georgia State (Aug. 31) and one vs. VMI (last Saturday).

• With two fumble recoveries this season, the Yellow Jackets are tied atop the ACC and tied for 20th nationally.

FUMBLE RECOVERIES — FBS/ACC RANKS SINCE 2020

Year	No.	National	ACC
2020	12	t-2nd	t-1st
2021	10	t-16th	2nd
2022	13	t-7th	3rd
2023	11	t-7th	2nd
2024	2	t-20th	t-1st

• Since 2019, no team in the country has had more fumble recoveries than the Yellow Jackets' 57.

MOST FUMBLE RECOVERIES SINCE 2019 (FBS)

1. Georgia Tech	57
2. Notre Dame	52
Tulsa	52
Illinois	52
5. Penn State	51

• Last season, Georgia Tech's defense ranked among the top 20 nationally in all three turnover categories — fumble recoveries, interceptions and total takeaways.

DEFENSIVE STATISTICAL RANKINGS — 2023 (FBS)

Category	No.	National	ACC
Takeaways	25	9th	2nd
Fumbles Recovered	11	7th	3rd
Interceptions	14	19th	3rd

• Tech has been one of the nation's leaders in takeaways for each of the last two seasons — (tied for ninth nationally with 25 takeaways in 2023 and tied for seventh with 24 forced turnovers in 2022).

• Becoming one of the nation's best teams in forcing turnovers over the past two seasons is particularly noteworthy for Georgia Tech, which finished 102nd nationally with only 13 takeaways in 12 games just four seasons ago (2020).

• Since the beginning of the 2020 season, Georgia Tech has forced an average of 2.6 turnovers per game in wins but has averaged just 0.97 takeaways per game in losses.

INDIVIDUAL

• Despite seeing limited action in last Saturday's 59-7 rout over VMI, r-So. LB **Kyle Efford** is tied for 13th in NCAA Division I FBS with 32 tackles through four games this season — 10 vs. No. 10 Florida State (Aug. 24), a career-high 13 vs. Georgia State (Aug. 31), six at Syracuse (Sept. 7) and three last Saturday vs. VMI.

• Efford's 13 tackles against Georgia State (Aug. 31) surpassed his previous career high of 11, set in last season's win over Syracuse (Nov. 18), when Efford was named the ACC Linebacker of the Week.

• Efford was named ACC Linebacker of the Week for the second time in his career after tallying 10 tackles in this season's opener vs. FSU.

• In all, Efford has recorded double-digit tackles four times in 10 games since moving into the starting lineup midway through last season.

KYLE EFFORD — GAME-BY-GAME

2022	TT-S-A	TFL	Sacks	FF	FR	INT
Ole Miss	0-0-0	0	0	0	0	0
UCF	0-0-0	0	0	0	0	0
Duke	0-0-0	0	0	0	0	0
Georgia	1-0-1	0	0	0	0	0
2022 Total	1-0-1	0	0	0	0	0
2023	TT-S-A	TFL	Sacks	FF	FR	INT
Louisville	1-1-0	0	0	0	0	0
S.C. State	7-3-4	0	0	0	0	0
Ole Miss	5-2-3	0	0	0	0	0
Wake Forest	1-0-1	0	0	0	0	0
Bowling Green	5-1-4	0	0	0	0	0
Miami (Fla.)	5-3-2	0	0	0	0	0
Boston College	6-2-4	0	0	0	0	0
North Carolina	6-3-3	0	0	0	0	0
Virginia	10-3-7	0	0	0	0	0
Clemson	7-3-4	1.0	1.0	0	0	0
Syracuse	11-5-6	0	0	0	0	1
Georgia	8-5-3	0	0	0	0	0
UCF	9-6-3	0	0	0	0	0
2023 Total	81-37-44	1.0	1.0	0	0	1
2024	TT-S-A	TFL	Sacks	FF	FR	INT
Florida State	10-1-9	0.5	0	0	0	0
Georgia State	13-5-8	1.0	0	0	0	0
Syracuse	6-5-1	1.0	1.0	0	0	0
VMI	3-1-2	1.0	0	0	0	0
2024 Total	32-12-20	3.5	1.0	0	0	0
Career	114-49-65	4.5	2.0	0	0	1

• Despite not moving into the starting lineup until midway through last season, Efford led Georgia Tech with 81 tackles in 2023, 12 more than any other player on the squad.

• Efford became the first freshman to lead Georgia Tech in tackles since Darryl Smith tied for the team lead as a freshman in 1999 before going on to a 12-year NFL career with the Jacksonville Jaguars and Baltimore Ravens.

• Efford was the first Tech freshman to lead the team in tackles outright since Richardo Wimbush (91) in 1999.

• Sr. LB **Treniyas Tatum** has already set a career high for tackles for loss in a single season with 4.5 through four games. (prev.: 4.0 in 2023).

• Tatum's team- and career-high 4.5 tackles for loss are tied for 20th nationally.

• r-Jr. DB **Ahmari Harvey** ranks second on the team with 22 tackles from his cornerback position. He also leads the team with one forced fumble and is tied for fourth on the squad with one pass breakup.

• Harvey's forced fumble vs. VMI was his first of the season and second of his career (previous FF sealed Tech's 46-42 win over No. 17 North Carolina on Oct. 28 of last season).

• Harvey had a big day in Georgia Tech's season-opening win over Florida State (Aug. 24), finishing with a career-high eight tackles from his cornerback position.

• Two of Harvey's eight stops were among the most critical plays of the game. In the first quarter, his open-field tackle on fourth-and-4 forced a turnover on downs and squelched an FSU scoring threat with the Seminoles deep in GT territory. In the second quarter, he took down FSU QB D.J. Uiagalelei in the backfield on third-and-3 for his first-career tackle for loss, forcing the Seminoles to settle for a field goal.

• Jr. DB **Clayton Powell-Lee** and Sr. DB **LaMiles Brooks** have combined for 27 tackles (14 for Powell-Lee, 13 for Brooks), 2.5 tackles for loss (2.0 for Brooks, 0.5 for Powell-Lee) and two pass breakups (one apiece) this season, despite Powell-Lee not recording a tackle in limited action and Brooks being held out of action in last Saturday's 59-7 win over VMI.



DEFENSE

• Brooks and Powell-Lee are among five Yellow Jackets in the last 25 games with an interception and a fumble recovery in the same game (Charlie Thomas – Oct. 1, 2022 vs. Pitt, Brooks – Oct. 20, 2022 vs. Virginia, Powell-Lee vs. Virginia Tech – Nov. 5, 2022, Kyle Kennard vs. South Carolina State – Sept. 9, 2023 and Jaylon King vs. Wake Forest - Sept. 23, 2023 and Virginia - Nov. 4, 2023).

• Prior to five Tech players recording an interception and a fumble recovery in the last 25 games, only two other Yellow Jackets had accomplished the feat since 2000 (Quayshawn Nealy – Oct. 19, 2013 vs. Syracuse and Nov. 8, 2014 vs. NC State and Jordan-Swilling – Nov. 4, 2017 vs. Virginia).

• Getting the majority of the snaps in Brooks' absence over the past two games, So. DB **Taye Seymore** has recorded 14 total tackles against Syracuse (10) and VMI (4).

• Seymore led Georgia Tech with a career-high 10 tackles at Syracuse (Sept. 7), shattering his previous career high of two (vs. Georgia – Nov. 25, 2023).

• r-Sr. DB **Warren Burrell**, has relatively quiet numbers through four games (12 tackles, three pass breakups), but that is likely a result of opposing teams not challenging him.

• *Pro Football Focus* ranks Burrell as the No. 2 cornerback in the ACC this season with a 79.7 pass coverage grade.

• Another Georgia Tech defender that has perhaps flown under the radar this season in terms of stats (seven tackles, two TFL in four games) but not by *Pro Football Focus* is DL **Jordan van den Berg**. PFF ranks Van den Berg as the No. 3 interior defensive lineman in the ACC and No. 13 interior DL in the nation this season in overall defense (85.8 grade) and the No. 1 interior lineman in the ACC against the run (90.6).

• A fifth-year senior from Ruisbroek, Belgium, **Sylvain Yondjoen** enters this season as one of the oldest players in college football at 26 years of age.

• Born on June 21, 1998, Yondjoen is the second-oldest player in the ACC, the fourth-oldest defensive lineman in the nation and the 17th-oldest player in NCAA Division I FBS.

OLDEST STUDENT-ATHLETES, FBS (2024)

Player (Pos.), School	Birthday	Age
1. Luke Larsen (P), East Carolina	7/18/1992	32
2. Jordan Noyes (K), Colorado State	8/3/1992	32
3. Hugh Robertson (P), Illinois	1/16/1993	31
4. Eric Goins (K), Notre Dame	12/25/1993	30
5. Mark Crawford (P), Minnesota	12/28/1993	30
6. Colby Brewer (EDGE), New Mexico	5/30/1995	29
7. Monte Harrison (WR), Arkansas	8/10/1995	29
8. Alex Raich (LB), Kansas	11/17/1996	27
9. Mark Vassett (P), Colorado	12/4/1996	27
10. Adam Jacklin (P), UTEP	8/2/1997	27
11. David Marshall (DL), Baylor	11/11/1997	26
12. Cam McCormack (TE), Miami (Fla.)	4/2/1998	26
13. Johnny Mawa (OL), Utah	4/27/1998	26
14. Keenan Pili (LB), Tennessee	5/29/1998	26
15. Wilson Berry (P), Kentucky	6/18/1998	26
16. James Hansen (DL), Texas Tech	6/16/1998	26
17. Sylvain Yondjoen (DL), Georgia Tech	6/21/1998	26
18. Ailiki Vimahhi (DT), Utah	8/3/1998	26

Research courtesy of the University New Mexico

• Yondjoen sustained a season-ending knee injury in last season's opener against Louisville (Sept. 1). He medically redshirted to return to Georgia Tech for a sixth season in 2024.

SPECIAL TEAMS

• On Sept. 7 at Syracuse, Georgia Tech matched a school record with two blocked kicks (a blocked field goal by Sr. DL **Zeek Biggers** in the first quarter and a blocked punt by Fr. DL **Amontrae Bradford** in the second quarter).

• It was the 11th time in program history that Georgia Tech has blocked two kicks in a game and the second time in **Brent Key's** 24 games as the Yellow Jackets' head coach. The Jackets also blocked two kicks versus Virginia on Oct. 20, 2022. In that game, Tech also blocked a field goal and a punt, and the blocked field goal was by Biggers.

• Georgia Tech's nine blocked kicks since Oct. 1, 2022 (Key's first game as the Yellow Jackets' interim head coach) are the most in the nation during that span.

MOST BLOCKED KICKS SINCE OCT. 1, 2022 (BRENT KEY'S FIRST GAME AS GT'S HEAD COACH) — FBS

Georgia Tech	9
Miami (Ohio)	9
Notre Dame	9
Illinois	8
South Carolina	8
Army West Point	7
Nebraska	7
Tennessee	7

• The Yellow Jackets are tied for second nationally with their two blocked kicks this season.

• Tech has finished among the top 10 nationally in blocked kicks each of the last two seasons (t-10th in 2022 - four; t-third in 2023 - four).

• Since the beginning of the 2013 season, Georgia Tech has blocked 33 kicks, which is the fourth-most by an NCAA Division I FBS team during that span.

MOST BLOCKED KICKS SINCE 2013 (FBS)

Army West Point	35
Oklahoma State	35
Temple	34
Georgia Tech	33
SMU	32
Rutgers	31
Texas A&M	31
Utah State	30
BYU	29
Indiana	29
Middle Tennessee	29
Notre Dame	29

• Biggers' blocked kick at Syracuse was the third of his career. He previously blocked field goals vs. Virginia on Oct. 20, 2022 and at Ole Miss on Sept. 16, 2023).

• In the season opener against Florida State (Aug. 24), r-So. PK **Aidan Birr** made a 44-yard field goal as time expired to lift Georgia Tech to a 24-21 win over the 10th-ranked Seminoles.

• Birr's game-winning field goal was the first "walk-off" field goal by a Yellow Jacket since current Kansas City Chief and three-time Super Bowl champion Harrison Butker made a 24-yarder as time expired in the Yellow Jackets' 27-24 victory at Virginia Tech on Sept. 20, 2014.

• Birr's game winning field goal was only the fifth "walk-off" field goal in Georgia Tech history, and the longest.

"WALK-OFF" FIELD GOALS (SCORED WINNING POINTS ON FINAL PLAY OF GAME) — GT HISTORY

Player	Opponent	Dist.	Score	Date
Scott Sisson	Virginia	33	24-21	9/19/91
Scott Sisson	No. 21 NC State	29	16-13	10/3/92
Luke Manget	No. 16 Georgia	38	51-48	11/27/99
Harrison Butker	Virginia Tech	24	27-24	9/20/14
Aidan Birr	No. 10 Florida St.	44	24-21	8/24/24

• Birr — an honorable mention freshman all-America selection by *College Football News* — established himself as one of the nation's top place kickers as a redshirt freshman in 2023.

• After missing the entire 2022 campaign due to a knee injury sustained while still in high school in Kennedale, Texas (Kennedale H.S.), Birr made 17-of-19 field goals as a redshirt freshman in 2023, good for a .895 percentage

• Birr's .895 field-goal percentage last season was the second-highest in Georgia Tech single-season history (behind only former teammate Gavin Stewart's .923 in 2022), the highest by a freshman in Tech history, the ninth-best in the nation in 2023 and the third-best among freshmen nationally.

• Birr's 17 field goals made 88 total points last season were also the most ever by a Tech freshman.

• Seven of Birr's 17 field goals last season came from 40 yards or more, which were the most field goals of 40-plus yards by a Yellow Jacket since three-time Super Bowl champion Harrison Butker (Kansas City Chiefs) made eight field goals from 40 yards or more as a senior at Tech in 2016

• Sr. P **David Shanahan** is averaging 43.8 yards per punt through four games this season. More impressively, he owns a net punting average of 41.8 yards, as only four of his 12 punts have been returned for a total of 3 yards (0.8 avg.).

• Five of Shanahan's 12 punts have been downed inside the 20.

• Shanahan averaged 42.8 yards per punt last season, which would have ranked 41st nationally but due to the proficiency of Tech's offense, he fell short of the 3.6 attempts needed per game to qualify for the official NCAA and ACC rankings.

• Shanahan, who hails from Castleisland in County Kerry, about three hours southwest of Dublin, is believed to be the first Ireland native ever awarded a full scholarship to play American college football.

• Playing in front of more than 100 family and friends in Tech's season opener versus No. 10 Florida State in Dublin, Ireland (Aug. 24), Shanahan averaged 46.5 yards over two punts and, perhaps more notably, was on the field for the game-winning field goal as Birr's holder.

MISCELLANEOUS

• Georgia Tech is tied for 20th in NCAA Division I FBS history with 759 all-time victories.

ALL-TIME WINS — NCAA DIVISION I FBS

Wins	Team
1. 1006	Michigan
2. 968	Alabama
3. 966	Ohio State
4. 951	Texas
5. 950	Notre Dame
6. 947	Oklahoma
7. 932	Penn State
8. 920	Nebraska
9. 884	Georgia
10. 877	USC
11. 868	Tennessee
12. 808	LSU
13. 801	Auburn
14. 799	Clemson
15. 782	West Virginia
16. 780	Texas A&M
17. 777	Washington
18. 774	Virginia Tech
19. 764	Pittsburgh
20. 759	Georgia Tech
759	Florida
22. 745	Syracuse
23. 744	Wisconsin
24. 742	Arkansas
25. 740	Navy

• As has become commonplace at Georgia Tech, the Yellow Jackets are once again navigating one of the nation's toughest schedules in 2024.

• All 11 of Georgia Tech's NCAA Division I opponents in 2024 appeared in bowl games in 2023. The Yellow Jackets are the only team in the nation with that distinction.

• Tech's 2024 opponents had a combined record of 103-54 in 2023, which gives the Jackets the nation's fourth-toughest schedule in terms of opponents' 2023 winning percentage.

Toughest Schedules — 2024 (NCAA Division I FBS)

Team	2024 Opponents' 2023 Record (Pct.)
1. Florida	106-50 (.679)
2. USC	106-53 (.667)
3. Northwestern	104-53 (.662)
4. Georgia Tech	103-54 (.656)
5. Oregon	101-57 (.639)

• Facing a daunting schedule is nothing new for Georgia Tech, as its 2021 schedule was the nation's toughest and its 2022 slate ranked sixth, based on opponents' final winning percentage.

• As is often the case, turnover margin has been a strong indicator of whether Georgia Tech wins or loses over the last three-plus seasons. In their 21 wins since the beginning of the 2020 campaign, the Yellow Jackets have won the turnover battle in 14-of-21 games and are plus-32 overall in turnover margin. On the flip side, Tech has lost the turnover battle in 18 of its 30 defeats since the beginning of 2020 and is minus-27 overall in turnover margin in those 30 losses.

• This season, Georgia Tech is plus-1 in turnover margin in its three wins and even in its one defeat.

• Last season, the Yellow Jackets were plus-11 in turnover margin in their seven wins and minus-seven in their six defeats.

• One area where Georgia Tech is looking to return to last season's form is in penalties.

• Last season, the Yellow Jackets were one of the ACC's least-penalized teams last season, ranking third in the conference in fewest penalties per game (5.17) and fourth in fewest penalty yards per game (45.58).

• However, through three games this season, Tech ranks seventh in the ACC in penalties per game (5.00) and eighth in penalty yards per game (42.25).

• Since the beginning of the 2016 season, Georgia Tech has played games in seven different National Football League stadiums (Mercedes-Benz Stadium - Atlanta, Ford Field - Detroit, TIAA Bank Field - Jacksonville, Hard Rock Stadium - Miami, Lincoln Financial Field - Philadelphia, Acrisure Field - Pittsburgh and Raymond James Stadium - Tampa Bay), which is tied for the fifth-most NFL stadiums that any college football team has played in during that span.

MOST NFL STADIUMS PLAYED IN BY COLLEGE FOOTBALL TEAMS (SINCE 2016)

11 – Notre Dame – Arizona, Baltimore, Carolina, Chicago, Dallas, Jacksonville, Las Vegas, Los Angeles (Coliseum), Miami, New York, Pittsburgh

9 – Clemson – Arizona, Atlanta, Carolina, Dallas, New Orleans, Pittsburgh, San Francisco, Tampa Bay, Miami

8 – Wisconsin – Carolina, Chicago, Dallas, Green Bay, Indianapolis, Las Vegas, Miami, Tampa Bay

8 – BYU – Arizona, New England, Las Vegas, New Orleans, San Diego, Tampa Bay, Washington, Los Angeles (Coliseum)

7 – Georgia Tech – Atlanta, Detroit, Jacksonville, Miami, Philadelphia, Pittsburgh, Tampa Bay

7 – Alabama – Atlanta, Dallas, Indianapolis, Miami, New Orleans, San Francisco, Tampa Bay

7 – Georgia – Atlanta, Carolina, Indianapolis, Jacksonville, New Orleans, Miami, Los Angeles (SoFi)

6 – Texas A&M – Carolina, Dallas, Denver, Houston, Jacksonville, Miami

2024 HONORS AND AWARDS

IN-SEASON

ACC QUARTERBACK OF THE WEEK

r-Jr. QB Haynes King (Aug. 24 vs. Florida State)

ACC RUNNING BACK OF THE WEEK

r-Jr. RB Jamal Haynes (Aug. 24 vs. Florida State)

ACC OFFENSIVE LINEMAN OF THE WEEK

Sr. C Weston Franklin (Aug. 24 vs. Florida State)

ACC LINEBACKER OF THE WEEK

r-So. Kyle Efford (Aug. 24 vs. Florida State)

PRESEASON

MAXWELL AWARD WATCH LIST

r-Jr. QB Haynes King

r-Jr. RB Jamal Haynes

DAVEY O'BRIEN AWARD WATCH LIST (Quarterback)

r-Jr. QB Haynes King

MANNING AWARD WATCH LIST (Quarterback)

r-Jr. QB Haynes King

JOHNNY UNITAS GOLDEN ARM AWARD WATCH LIST (Quarterback)

r-Jr. QB Haynes King

OUTLAND TROPHY WATCH LIST (Offensive Line)

Sr. C Weston Franklin

RIMINGTON TROPHY WATCH LIST (Center)

Sr. C Weston Franklin

PAUL HORNUNG AWARD WATCH LIST (Most Versatile)

r-Jr. RB Jamal Haynes

LOU GROZA AWARD WATCH LIST (Kicker)

r-So. Aidan Birr

WALTER CAMP PLAYER OF THE YEAR WATCH LIST

r-Jr. RB Jamal Haynes

DOAK WALKER AWARD WATCH LIST (Running Back)

r-Jr. RB Jamal Haynes

COMEBACK PLAYER OF THE YEAR WATCH LIST

r-Sr. DL Sylvain Yondjouen

r-Jr. WR Leo Blackburn



DEPTH CHART

OFFENSE

LEFT TACKLE

- 55 COREY ROBINSON II..... 6-5305.... r-Jr.**
or 71 JORDAN BROWN..... 6-5315.... r-Jr.
 78 Ethan Mackenny6-4.....310 So.

LEFT GUARD

- 67 JOE FUSILE..... 6-6315.... r-Jr.**
 52 Harrison Moore.....6-5.....290 Fr.

CENTER

- 72 WESTON FRANKLIN..... 6-4310.... Sr.**
 50 Tana Alo-Tupuola6-1.....310 Fr.

RIGHT GUARD

- 77 KEYLAN RUTLEDGE..... 6-4310.... Jr.**
 58 Brandon Best.....6-4.....305 r-So.
or 70 Jameson Riggs..... 6-6.....310 Fr.

RIGHT TACKLE

- 54 JORDAN WILLIAMS..... 6-6315.... Sr.**
 74 Benjamin Galloway.....6-4.....310 r-Fr.

TIGHT END

- 9 AVERY BOYD..... 6-3240.... Sr.**
or 85 JACKSON HAWES..... 6-5260.... r-Sr.
 15 Luke Harpring.....6-3.....225 Fr.
or 17 Josh Beetham 6-5.....250 r-Jr.
or 86 Ryland Goede 6-6.....255 r-Sr.

WIDE RECEIVER

- 8 MALIK RUTHERFORD ... 5-9170.... r-Jr.**
 87 Bailey Stockton5-11185 r-Fr.

WIDE RECEIVER

- 7 CHASE LANE 6-0195.... r-Sr.**
 1 Leo Blackburn6-5.....220 r-Jr.
or 4 Abdul Janneh, Jr. 6-3.....195 r-Sr.

WIDE RECEIVER

- 2 ERIC SINGLETON JR..... 5-11 ...190.... So.**
 0 Christian Leary5-10180 Sr.

RUNNING BACK

- 11 JAMAL HAYNES 5-9180.... r-Jr.**
 3 Trey Cooley.....5-10205 Sr.
or 6 Anthony Carrie..... 6-0195 Fr.
or 27 Chad Alexander 5-9.....185 So.

QUARTERBACK

- 10 HAYNES KING..... 6-3215.... r-Jr.**
 5 Zach Pyron.....6-3.....220 r-So.

DEFENSE

END

- 32 SYLVAIN YONDJOUEN .. 6-4260.... r-Sr.**
 27 Joshua Robinson6-6265 Sr.
or 90 Jordan Boyd 6-3.....260 Fr.

NOSE

- 88 ZEEK BIGGERS 6-6320.... Sr.**
 99 Jordan van den Berg.....6-3.....305 r-Jr.
or 95 Jason Moore 6-2.....265 r-Jr.

TACKLE

- 8 MAKIUS SCOTT 6-4290.... Sr.**
 13 Horace Lockett6-6315 r-So.
or 59 Thomas Gore..... 6-0290 r-Sr.

RUSH

- 9 ROMELLO HEIGHT 6-3240.... r-Jr.**
or 11 KEVIN HARRIS 6-4245.... Sr.
 35 Jacob Cruz6-4.....245 So.
or 98 Amontrae Bradford 6-5.....250 Fr.

LINEBACKER

- 44 KYLE EFFORD 6-2230.... r-So.**
 2 E.J. Lightsey6-2.....230 r-So.

LINEBACKER

- 0 TRENILYAS TATUM 6-2225.... Sr.**
 15 Tah'j Butler.....6-1230 Fr.

NICKEL/SAM

- 21 OMAR DANIELS..... 6-0176.... r-Jr.**
or 6 RODNEY SHELLEY 5-11 ...180.... Jr.
 16 Syyeed Gibbs6-0190 r-So.

STRONG SAFETY

- 5 CLAYTON POWELL-LEE.. 6-2195.... Jr.**
 24 Jayden Davis6-2.....185 r-Fr.

FREE SAFETY

- 1 LAMILES BROOKS 6-2200.... Sr.**
 7 Taye Seymore.....5-11205 So.

RIGHT CORNERBACK

- 3 AHMARI HARVEY 6-0190.... r-Jr.**
 23 Zachary Tobe6-2.....195 So.

LEFT CORNERBACK

- 4 WARREN BURRELL..... 6-0195.... r-Sr.**
 14 Nehemiah Chandler6-1170 Fr.

SPECIALISTS

PLACE KICKER

- 33 AIDAN BIRR 6-1200.... r-So.**
 39 James Whatley6-2195 Fr.

PUNTER

- 43 DAVID SHANAHAN 6-2195.... Sr.**
 39 James Whatley6-2195 Fr.

LONG SNAPPER

- 46 HENRY FREER 6-0205.... r-Sr.**
 48 Joseph Stoever.....6-2.....210 r-Fr.

GEORGIA TECH COACHES ON GAMEDAY ON THE FIELD

Head Coach

Brent Key — Second season (Georgia Tech, 2001)

Asst. Head Coach/Co-Offensive Coord./Quarterbacks:

Chris Weinke — Third season (Florida State, 2000)

Running Backs/Run Game Coordinator:

Norv McKenzie — Second season (Vanderbilt, 2005)

Offensive Line:

Geep Wade — Second season (Chattanooga, 2002)

Wide Receivers:

Trent McKnight — First season (Samford, 2010)

Assoc. Head Coach/Special Teams Coord./Cornerbacks:

Ricky Brumfield — Second season (Utah State, 1999)

Defensive Line:

Jess Simpson — First season (Auburn, 1993)

Defensive Backs:

Cory Peoples — First season (South Carolina, 2005)

Defensive Line:

Kyle Pope — First season (Jacksonville State, 2015)

IN THE BOOTH

Offensive Coordinator/Tight Ends:

Buster Faulkner — Second season (Valdosta State, 2005)

Defensive Coordinator/Linebackers:

Tyler Santucci — First season (Stony Brook, 2010)

PRONUNCIATION GUIDE

Student-Athletes

0	TRENILYAS Tatum	trin-NIL-yus
3	AHMARI Harvey	ah-MAHR-ee
4	ABDUL JANNEH, Jr.	ab-DOOL juh-NUH
5	Zach PYRON	PYE-rin
8	MALIK Rutherford	muh-LEEK
8	MAKIUS Scott	muh-KYE-yus
12	Aaron PHILO	FY-loh
15	TAH'J Butler	TAH-jay
16	SYEED Gibbs	sy-FEED
17	Josh BEETHAM	BEE-thum
23	Zachary TOBE	TOH-bee
25	TAYE SEYMORE	TAY SEE-more

28	TRELAIN Maddox	TRAY-lin
32	Sylvain YONDJOUEN	yun-JEW-in
42	Luke LAUGHTER	LAW-ter
44	Kyle EFFORD	EE-ferd
49	CHUMA OKYOE	CHEW-muh oh-KOY-yay
50	TANA ALO-TUPUOLA	TAN-uh AH-loh too-poo-OHL-uh
54	Caleb DOZIER	DOH-sher
59	Will SCIUSSUM	SIZ-um
64	Ryan PURVES	purvs
67	Joe FUSILE	FEW-sill
80	Brett SEITHER	SY-ther
86	Ryland GOEDE	GOH-dee
93	JAAYMEN ROCHELL	JAY-min roh-SHELL

94	UCHE ILOH	OO-chay EE-loe
96	SHYMEIK Jones	SHY-meek
98	AMONTRAE Bradford	uh-MAHN-tray

Coaches

Tyler SANTUCCI	san-TOO-chee
Chris WEINKE	WENG-kee

2024 ROSTERS

ALPHABETICAL		
NO.	NAME	POS.
57	Cade Adams	DL
36	Kace Adams	DB/LS
27	Chad Alexander	RB
50	Tana Alo-Tupuola	OL
17	Josh Beetham	TE
56	Jacob Benjamin	OL
58	Brandon Best	OL
88	Zeek Biggers	DL
33	Aidan Birr	PK
1	Leo Blackburn	WR
25	Nick Bliss	WR
9	Avery Boyd	TE
90	Jordan Boyd	DL
98	Amontrae Bradford	DL
1	LaMiles Brooks	DB
71	Jordan Brown	OL
4	Warren Burrell	DB
15	Tah'j Butler	LB
68	Bobby Campbell	OL
13	Isiah Canion	WR
6	Anthony Carrie	RB
14	Nehemiah Chandler	DB
38	A.J. Cheeks	LB
93	Drew Cohen	LB
53	Jack Collins	LB
3	Trey Cooley	RB
35	Jacob Cruz	LB
21	Omar Daniels	DB
24	Jayden Davis	DB
24	Trent Davis	WR
28	Austin Dean	LB
29	Nico Dowdell	DB
54	Caleb Dozier	LB
45	Bayler Duncan	LB
44	Kyle Efford	LB
89	Chris Elko	WR
79	Jordan Floyd	OL
31	Jonorian Foots	LB
34	Myles Forristall	LB
25	Cedric Franklin II	DB
72	Weston Franklin	OL
46	Henry Freer	LS
67	Joe Fusile	OL
74	Benjamin Galloway	OL
16	Syeed Gibbs	DB
86	Ryland Goede	TE
21	Daylon Gordon	RB
59	Thomas Gore	DL
76	Kai Greer	OL
20	Ben Guthrie	QB
17	Jackson Hamilton	LB
15	Luke Harpring	TE
11	Kevin Harris II	DL
3	Ahmari Harvey	DB
85	Jackson Hawes	TE
11	Jamal Haynes	WR
9	Romello Height	DL
26	Ben Hollerbach	DB

NUMERICAL							
NO.	NAME	POS.	HT.	WT.	CL.	HOMETOWN/HIGH SCHOOL (PREVIOUS COLL.)	
0	Christian Leary	WR	5-10	180	Sr.	Orlando, Fla./Edgewater H.S. (Alabama)	
0	Trenilyas Tatum	LB	6-2	225	Sr.	Riverdale, Ga./Mount Zion H.S.	
1	Leo Blackburn	WR	6-5	220	r-Jr.	Atlanta, Ga./Westlake H.S.	
1	LaMiles Brooks	DB	6-2	200	Sr.	Jacksonville, Fla./Trinity Christian Academy	
2	Eric Singleton, Jr.	WR	5-11	190	So.	Douglasville, Ga./Alexander H.S.	
2	E.J. Lightsey	LB	6-2	230	r-So.	Fitzgerald, Ga./Fitzgerald H.S. (Georgia)	
3	Trey Cooley	RB	5-10	205	Sr.	Raleigh, N.C./Knightdale H.S. (Louisville)	
3	Ahmari Harvey	DB	6-0	190	r-Jr.	Tallahassee, Fla./Florida State Univ. School (Auburn)	
4	Warren Burrell	DB	6-0	195	r-Sr.	Suwanee, Ga./North Gwinnett H.S. (Tennessee)	
4	Abdul Janneh, Jr.	WR	6-3	195	r-Sr.	Hanover, Pa./New Oxford H.S. (Duquesne)	
5	Clayton Powell-Lee	DB	6-2	195	Jr.	Atlanta, Ga./Westlake H.S.	
5	Zach Pyron	QB	6-3	220	r-So.	Pinson, Ala./Pinson Valley H.S.	
6	Anthony Carrie	RB	6-0	195	Fr.	Tampa, Fla./Carrollwood Day School	
6	Rodney Shelley	DB	5-11	180	Jr.	Fairburn, Ga./Langston Hughes H.S.	
7	Chase Lane	WR	6-0	195	r-Sr.	Houston, Texas/St. Pius X H.S. (Texas A&M)	
7	Taye Seymore	DB	5-11	205	So.	Atlanta, Ga./South Atlanta H.S.	
8	Malik Rutherford	WR	5-9	170	r-Jr.	Miami, Fla./Champagnat Catholic School	
8	Makius Scott	DL	6-4	290	Sr.	Gainesville, Ga./Gainesville H.S. (South Carolina)	
9	Avery Boyd	TE	6-3	240	Sr.	Tallahassee, Fla./Godby H.S.	
9	Romello Height	DL	6-3	240	r-Jr.	Dublin, Ga./Dublin H.S. (USC)	
10	Haynes King	QB	6-3	204	r-Jr.	Longview, Texas/Longview H.S. (Texas A&M)	
11	Kevin Harris II	DL	6-4	250	Sr.	Loganville, Ga./Grayson H.S. (Alabama)	
11	Jamal Haynes	RB	5-9	190	r-Jr.	Loganville, Ga./Grayson H.S.	
12	Aaron Philo	QB	6-2	215	Fr.	Bogart, Ga./Prince Avenue Christian School	
13	Isiah Canion	WR	6-4	210	Fr.	Warner Robins, Ga./Warner Robins H.S.	
13	Horace Lockett	DL	6-6	315	r-So.	Atlanta, Ga./Westlake H.S.	
14	Nehemiah Chandler	DB	6-1	170	Fr.	Jacksonville, Fla./Wakulla H.S.	
14	Graham Knowles	QB	6-7	220	Fr.	Southlake, Texas/Carroll H.S.	
15	Tah'j Butler	LB	6-1	230	Fr.	New Orleans, La./Edna Karr H.S.	
15	Luke Harpring	TE	6-3	225	Fr.	Atlanta, Ga./Marist School	
16	Syeed Gibbs	DB	6-0	190	r-So.	Everett, Mass./Everett H.S. (Rhode Island)	
16	Brody Rhodes	QB	6-1	200	r-Jr.	Canton, Ga./Creekview H.S.	
17	Josh Beetham	TE	6-5	250	r-Jr.	Yorkville, Ill./Yorkville H.S. (Michigan)	
17	Jackson Hamilton	LB	6-0	230	r-Jr.	Woodstock, Ga./Blessed Trinity H.S. (Louisville)	
18	Troy Stevenson IV	DB	5-11	180	Fr.	Huger, S.C./Philip Simmons H.S.	
18	Zion Taylor	WR	6-0	205	r-Fr.	Norcross, Ga./Norcross H.S.	
20	Ben Guthrie	QB	5-10	185	r-Fr.	Alpharetta, Ga./Alpharetta H.S.	
20	Christian Pritchett	DB	6-2	190	Fr.	Harvey, La./St. Augustine H.S.	
21	Omar Daniels	DB	6-0	190	r-Jr.	Moultrie, Ga./Colquitt County H.S. (Kansas State)	
21	Daylon Gordon	RB	5-9	185	r-Jr.	Eastman, Ga./Dodge County H.S.	
22	D.J. Moore	DB	6-1	195	r-So.	Loganville, Ga./Archer H.S.	
23	Zachary Tobe	DB	6-2	195	So.	Ocoee, Fla./Ocoee H.S. (Illinois)	
24	Jayden Davis	DB	6-2	185	r-Fr.	Suwanee, Ga./Collins Hill H.S. (Cincinnati)	
24	Trent Davis	WR	5-11	175	r-Jr.	Douglas, Ga./Coffee H.S.	
25	Nick Bliss	WR	5-10	180	Fr.	Richmond Hill, Ga./Richmond Hill H.S.	
25	Cedric Franklin II	DB	6-0	185	Fr.	Mableton, Ga./Kell H.S.	
26	Ben Hollerbach	DB	5-10	180	r-So.	Savannah, Ga./Benedictine Military Academy	
27	Chad Alexander	RB	5-9	185	So.	Lawrenceville, Ga./Archer H.S.	
27	Joshua Robinson	DL	6-6	265	Sr.	Douglasville, Ga./Douglas County H.S.	
28	Austin Dean	LB	6-2	225	r-Jr.	Tampa, Fla./Berkeley Prep (Rutgers)	
28	Trelain Maddox	RB	6-1	210	Fr.	Stone Mountain, Ga./Parkview H.S.	
29	Nico Dowdell	DB	6-0	200	r-Fr.	Loganville, Ga./Loganville H.S.	
30	Lawson Pritchett	DB	6-3	210	Fr.	Rabun Gap, Ga./Rabun Gap-Nacoochee School	
31	Jonorian Foots	LB	5-10	225	r-Fr.	Swainsboro, Ga./Swainsboro H.S.	
32	Sylvain Yondjouen	DL	6-4	260	r-Sr.	Ruisbroek, Belgium/Don Bosco School	
33	Aidan Birr	PK	6-1	200	r-So.	Kennedale, Texas/Kennedale H.S.	
34	Myles Forristall	LB	6-0	230	r-Fr.	Cartersville, Ga./Cartersville H.S.	
35	Jacob Cruz	LB	6-4	245	So.	Kennesaw, Ga./North Cobb Christian School	



2024 ROSTERS

NO.	NAME	POS.	HT.	WT.	CL.	HOMETOWN/HIGH SCHOOL (PREVIOUS COLL.)
36	Kace Adams	DB/LS	5-11	190	r-Fr.	Cartersville, Ga./Cartersville H.S.
37	Joseph Moseley	DB	6-0	185	Fr.	Marietta, Ga./Marietta H.S.
38	A.J. Cheeks	DB	5-10	180	r-Fr.	Lawrenceville, Ga./Mountain View H.S.
39	Will Kiker	DB	6-1	190	r-Fr.	Ellijay, Ga./Gilmer County H.S.
39	James Whatley	P/PK	6-2	195	Fr.	Birmingham, Ala./Oak Mountain H.S.
40	Joshua Taylor	P	6-3	220	r-Fr.	Sharpsburg, Ga./Trinity Christian School
42	Luke Laughter	LB	6-0	220	Fr.	Atlanta, Ga./St. Pius X H.S.
43	David Shanahan	P	6-2	195	Sr.	Castleisland, Co. Kerry, Ireland/St. Patrick's Sec. School
44	Kyle Eford	LB	6-2	230	r-So.	Dacula, Ga./Dacula H.S.
45	Bayler Duncan	LB	6-0	195	Fr.	Cumming, Ga./South Forsyth H.S.
45	Andrew Nelms	PK/P	6-1	195	Fr.	Marietta, Ga./Pope H.S.
46	Henry Freer	LS	6-0	205	r-Sr.	College Park, Ga./Woodward Academy
47	Joshua Ruder	OL	6-5	270	r-Fr.	Loganville, Ga./Loganville H.S.
48	Joseph Stoever	LS	6-2	210	r-Fr.	Savannah, Ga./Benedictine Military Academy
49	Chuma Okoye	DL	6-0	230	r-Fr.	Dacula, Ga./Dacula H.S.
49	Ronnie Thomas	LS	5-10	215	r-So.	Warner Robins, Ga./Houston County H.S. (Kennesaw St.)
50	Tana Alo-Tupuola	OL	6-1	310	Fr.	Brownsburg, Ind./IMG (Fla.) Academy
52	Harrison Moore	OL	6-5	290	Fr.	Southlake, Texas/Carroll H.S.
53	Jack Collins	LB	6-1	225	r-Fr.	Weddington, N.C./Weddington H.S.
54	Caleb Dozier	LB	6-2	225	Fr.	Dothan, Ala./Headland H.S.
54	Jordan Williams	OL	6-6	315	Sr.	Gainesville, Ga./Gainesville H.S.
55	Corey Robinson II	OL	6-5	305	r-Jr.	Roswell, Ga./Roswell H.S. (Kansas)
56	Jacob Benjamin	OL	6-4	295	r-Fr.	Flowery Branch, Ga./Cherokee Bluff H.S. (Army West Point)
57	Cade Adams	DL	6-0	285	r-Fr.	Dawsonville, Ga./Dawson County H.S.
58	Brandon Best	OL	6-4	305	r-So.	Tucker, Ga./Milton H.S.
59	Thomas Gore	DL	6-0	290	r-Sr.	Nashville, Ga./Brentwood Academy (Miami (Fla.))
59	Will Scissum	LS	6-2	260	r-Sr.	Marietta, Ga./The Walker School
60	Nick Pearson	OL	6-3	305	r-Fr.	Milton, Ga./Blessed Trinity H.S. (Kentucky)
64	Ryan Purves	OL	6-3	300	r-SO.	Marietta, Ga./Walton H.S.
67	Joe Fusile	OL	6-6	315	r-Jr.	Richmond Hill, Ga./Richmond Hill H.S.
68	Bobby Campbell	OL	6-3	285	Fr.	Adairsville, Ga./Adairsville H.S.
70	Jameson Riggs	OL	6-6	310	Fr.	Douglasville, Ga./Hiram H.S.
71	Jordan Brown	OL	6-5	315	r-Jr.	Long Beach, Calif./Jireh (N.C.) Prep Acad. (UNC Charlotte)
72	Weston Franklin	OL	6-4	310	Sr.	Jesup, Ga./Wayne County H.S.
73	Patrick Screws, Jr.	OL	6-5	310	r-Fr.	Eufaula, Ala./Eufaula H.S.
74	Benjamin Galloway	OL	6-4	310	r-Fr.	Powder Springs, Ga./Hillgrove H.S.
76	Kai Greer	OL	6-6	280	Fr.	Charlotte, N.C./Marvin Ridge H.S.
77	Keylan Rutledge	OL	6-4	310	Jr.	Royston, Ga./Franklin County H.S. (Middle Tennessee)
78	Ethan Mackenny	OL	6-4	310	Fr.	Marietta, Ga./Lassiter H.S.
79	Jordan Floyd	OL	6-6	315	Fr.	Lilburn, Ga./Parkview H.S.
80	Brett Seither	TE	6-5	240	r-Sr.	Clearwater, Fla./Clearwater Cent. Catholic H.S. (Georgia)
81	Trey Horne	WR	6-3	195	Fr.	Columbia, S.C./Raybun Gap-Nacoochee (Ga.) School
82	Jackson Long	TE	6-4	225	r-So.	Hendersonville, Tenn./Beech H.S. (South Florida)
83	Blake Ragsdale	TE	6-4	235	Fr.	Nashville, Tenn./Montgomery Bell Academy
84	David Prince	TE	6-4	230	Fr.	Brunswick, Ga./Glynn Academy
85	Jackson Hawes	TE	6-5	260	r-Sr.	Salt Lake City, Utah/Highland H.S. (Yale)
86	Ryland Goede	TE	6-6	255	r-Sr.	Kennesaw, Ga./Kennesaw Mountain H.S. (Mississippi St.)
87	Bailey Stockton	WR	5-11	185	r-Fr.	Bogart, Ga./Prince Avenue Christian School
88	Zeek Biggers	DL	6-6	320	Sr.	Salisbury, N.C./West Rowan H.S.
89	Chris Elko	WR	6-1	195	r-Fr.	Roswell, Ga./Roswell H.S.
90	Jordan Boyd	DL	6-3	260	Fr.	Beech Island, S.C./Silver Bluff H.S.
91	Jaaymen Rochell	DL	6-4	295	r-So.	Duluth, Ga./North Gwinnett H.S.
92	Ty Thompson	DL	6-0	245	r-So.	Acworth, Ga./Allatoona H.S.
93	Drew Cohen	LB	6-3	240	Fr.	Milton, Ga./Milton H.S.
94	Uche Iloh	DL	6-5	275	Fr.	Fayetteville, Ga./McIntosh H.S.
95	Jason Moore	DL	6-2	295	r-Jr.	Hampton, Ga./Dutchtown H.S.
96	Shymeik Jones	DL	6-5	300	Fr.	Camden, S.C./Camden H.S.
97	Landen Marshall	DL	6-2	285	Fr.	Andalusia, Ala./Andalusia H.S.
98	Amontrae Bradford	DL	6-5	250	Fr.	Statesboro, Ga./Statesboro H.S.
99	Jordan van den Berg	DL	6-3	305	r-Jr.	Johannesburg, S. Africa/Providence Christ. Acad. (Penn St.)

NO.	NAME	POS.
81	Trey Horne	WR
94	Uche Iloh	DL
4	Abdul Janneh, Jr.	WR
96	Shymeik Jones	DL
39	Will Kiker	DB
10	Haynes King	QB
14	Graham Knowles	QB
7	Chase Lane	WR
42	Luke Laughter	LB
0	Christian Leary	WR
2	E.J. Lightsey	LB
13	Horace Lockett	DL
82	Jackson Long	TE
78	Ethan Mackenny	OL
28	Trelain Maddox	RB
97	Landen Marshall	DL
3	D.J. Moore	DB
52	Harrison Moore	OL
95	Jason Moore	DL
37	Joseph Moseley	DB
45	Andrew Nelms	PK/P
49	Chuma Okoye	LB
60	Nick Pearson	OL
12	Aaron Philo	QB
5	Clayton Powell-Lee	DB
84	David Prince	TE
20	Christian Pritchett	DB
30	Lawson Pritchett	LB
64	Ryan Purves	OL
5	Zach Pylon	QB
83	Blake Ragsdale	TE
16	Brody Rhodes	QB
70	Jameson Riggs	OL
55	Corey Robinson II	OL
27	Joshua Robinson	DL
91	Jaaymen Rochell	DL
47	Joshua Ruder	OL
8	Malik Rutherford	WR
77	Keylan Rutledge	OL
59	Will Scissum	LS
8	Makius Scott	DL
73	Patrick Screws, Jr.	OL
80	Brett Seither	TE
7	Taye Seymore	DB
43	David Shanahan	P
6	Rodney Shelley	DB
2	Eric Singleton, Jr.	WR
18	Troy Stevenson IV	DB
87	Bailey Stockton	WR
48	Joseph Stoever	LS
0	Treniyas Tatum	LB
40	Joshua Taylor	P
18	Zion Taylor	WR
49	Ronnie Thomas	LS
92	Ty Thompson	DL
23	Zachary Tobe	DB
99	Jordan van den Berg	DL
39	James Whatley	P/PK
54	Jordan Williams	OL
32	Sylvain Yondjouen	DL

CAREER HIGHS AT GEORGIA TECH

CHAD ALEXANDER

Rush Attempts: 7 vs No. 10 Florida State (Aug. 24, 2024)
Rushing Yards: 41 vs No. 10 Florida State (Aug. 24, 2024)
Longest Rush: 16 vs No. 10 Florida State (Aug. 24, 2024)
Tackles: 1, 3x - last vs No. 1 Georgia (Nov. 25, 2023)
Solo Tackles: 1 at No. 17 Miami (Oct. 7, 2023)
Fumbles Recovered: 1 at Wake Forest (Sept. 23, 2023)

JOSH BEETHAM

Receptions: 1 vs Georgia State (Aug. 31, 2024)
Receiving Yards: 6 vs Georgia State (Aug. 31, 2024)
Longest Reception: 6 vs Georgia State (Aug. 31, 2024)

ZEEK BIGGERS

Tackles: 9 at Wake Forest (Sept. 23, 2023)
Solo Tackles: 4 vs. USF (Dec. 22, 2023 - Gasparilla Bowl)
Tackles for Loss: 1.5 vs. Bowling Green (Sept. 30, 2023)
Sacks: 0.5, twice - last vs. Bowling Green (Sept. 30, 2023)
Fumbles Recovered: 1, twice - last vs Georgia St (Aug. 31, 2024)
Blocked Kicks: 1, 3x - last at Syracuse (Sept. 7, 2024)
Pass Breakups: 2 at Wake Forest (Sept. 23, 2023)

AIDAN BIRR

Field Goals Made: 3, 3x - last vs. USF (Dec. 22, 2023 - Gasparilla Bowl)
Field Goal Attempts: 4 vs. No. 1 Georgia (Nov. 25, 2023)
Longest Field Goal Made: 48 at Wake Forest (Sept. 23, 2023)

LEO BLACKBURN

Receptions: 3 vs. Duke (Oct. 8, 2022)
Receiving Yards: 49 vs. Duke (Oct. 8, 2022)
Longest Reception: 37 vs. Duke (Oct. 8, 2022)
Receiving TDs: 1, twice - last vs. VMI (Sept. 14, 2024)

AVERY BOYD

Receptions: 4, twice - last at Syracuse (Sept. 7, 2024)
Receiving Yards: 56, at Syracuse (Sept. 7, 2024)
Receiving TDs: 1, 3x - last vs Georgia State (Aug. 31, 2024)
Longest Reception: 33 vs. VMI (Sept. 14, 2024)

JORDAN BOYD

Tackles: 3, vs. VMI (Sept. 14, 2024)
Solo Tackles: 1, vs. VMI (Sept. 14, 2024)

AMONTRAE BRADFORD

Tackles: 1, vs. VMI (Sept. 14, 2024)
Solo Tackles: 1, vs. VMI (Sept. 14, 2024)
Blocked Kicks: 1, at Syracuse (Sept. 7, 2024)

LAMILES BROOKS

Tackles: 9, 4x - last vs. No. 17 North Carolina (Oct. 28, 2023)
Solo Tackles: 7 vs. Bowling Green (Sept. 30, 2023)
Interceptions: 1, 4x - last at No. 17 Miami (FL) (Oct. 7, 2023)
Long Interception Return: 37 vs. Virginia (Oct. 20, 2022)
Touchdowns: 1 vs. Virginia (Oct. 20, 2022)
Pass Breakups: 3, at No. 17 Miami (FL) (Oct. 7, 2023)
Fumbles Recovered: 1 vs. Virginia (Oct. 20, 2022)

WARREN BURRELL

Tackles: 6, vs Georgia State (Aug. 31, 2024)
Solo Tackles: 5, twice - last at Syracuse (Sept. 7, 2024)
Pass Breakups: 2, vs Georgia State (Aug. 31, 2024)

TAH'J BUTLER

Tackles: 5 vs. VMI (Sept. 14, 2024)
Solo Tackles: 4 vs. VMI (Sept. 14, 2024)
Tackles for Loss: 1, twice - last vs. VMI (Sept. 14, 2024)

ANTHONY CARRIE

Rush Attempts: 5, at Syracuse (Sept. 7, 2024)
Rushing Yards: 41 vs Georgia State (Aug. 31, 2024)
Longest Rush: 30 vs Georgia State (Aug. 31, 2024)
Rushing TDs: 1, vs. VMI (Sept. 14, 2024)
Receptions: 1, twice - last at Syracuse (Sept. 7, 2024)
Receiving Yards: 3, at Syracuse (Sept. 7, 2024)
Longest Reception: 3, at Syracuse (Sept. 7, 2024)

TREY COOLEY

Rush Attempts: 13 at No. 17/19 Ole Miss (Sept. 16, 2023)
Rushing Yards: 93 vs. South Carolina State (Sept. 9, 2023)
Rushing TDs: 2 vs. Louisville (Sept. 1, 2023)
Longest Rush: 23 vs. Louisville (Sept. 1, 2023)
Receptions: 4 at No. 17/19 Ole Miss (Sept. 16, 2023)
Receiving Yards: 61 vs. South Carolina State (Sept. 9, 2023)
Receiving TDs: 1 vs. South Carolina State (Sept. 9, 2023)

Longest Reception: 55 vs. South Carolina State (Sept. 9, 2023)

OMAR DANIELS

Tackles: 5, at Syracuse (Sept. 7, 2024)
Solo Tackles: 4, twice - last at Syracuse (Sept. 7, 2024)
Tackles for Loss: 1, vs. Bowling Green (Sept. 30, 2023)
Pass Breakups: 1, twice - last vs Georgia State (Aug. 31, 2024)
AUSTIN DEAN
Tackles: 1, twice - last vs Georgia State (Aug. 31, 2024)

KYLE EFFORD

Tackles: 13 vs Georgia State (Aug. 31, 2024)
Solo Tackles: 6 vs. USF (Dec. 22, 2023 - Gasparilla Bowl)
Sacks: 1.0, twice - last at Syracuse (Sept. 7, 2024)
Tackles for Loss: 1.0, 3x - last at Syracuse (Sept. 7, 2024)
Pass Breakups: 1 vs. Syracuse (Nov. 18, 2023)
Interceptions: 1 vs. Syracuse (Nov. 18, 2023)

CHRIS ELKO

Receptions: 1, vs. VMI (Sept. 14, 2024)
Receiving Yards: 41, vs. VMI (Sept. 14, 2024)
Longest Reception: 41, vs. VMI (Sept. 14, 2024)

SYEED GIBBS

Tackles: 2, at Syracuse (Sept. 7, 2024)
Solo Tackles: 1, at Syracuse (Sept. 7, 2024)
Tackles for Loss: 1.0, at Syracuse (Sept. 7, 2024)

RYLAND GOEDE

Receptions: 1 vs Georgia State (Aug. 31, 2024)
Receiving Yards: 16 vs Georgia State (Aug. 31, 2024)
Longest Reception: 16 vs Georgia State (Aug. 31, 2024)

DAYLON GORDON

Rush Attempts: 2, vs. VMI (Sept. 14, 2024)
Rushing Yards: 5, vs. VMI (Sept. 14, 2024)
Longest Rush: 3, vs. VMI (Sept. 14, 2024)
Tackles: 1 vs No. 10 Florida State (Aug. 24, 2024)
Blocked Kicks: 1 vs. Virginia (Oct. 20, 2022)

THOMAS GORE

Tackles: 1, twice - last at Syracuse (Sept. 7, 2024)

JACKSON HAMILTON

Tackles: 2, at Syracuse (Sept. 7, 2024)
Solo Tackles: 2, at Syracuse (Sept. 7, 2024)

LUKE HARPRING

Receptions: 1, vs. VMI (Sept. 14, 2024)
Receiving Yards: 7, vs. VMI (Sept. 14, 2024)
Longest Reception: 7, vs. VMI (Sept. 14, 2024)

KEVIN HARRIS II

Tackles: 5, vs. USF (Dec. 22, 2023 - Gasparilla Bowl)
Solo Tackles: 3 vs. Bowling Green (Sept. 30, 2023)
Sacks: 1.0, twice - last vs No. 10 Florida State (Aug. 24, 2024)
Tackles for Loss: 1.0, twice - last vs. Bowling Green (Sept. 30, 2023)

AHMARI HARVEY

Tackles: 8, twice - last at Syracuse (Sept. 7, 2024)
Solo Tackles: 6, twice - last vs No. 10 Florida State (Aug. 24, 2024)
Tackles for Loss: 1, vs No. 10 Florida State (Aug. 24, 2024)
Fumbles Forced: 1, twice - last vs. VMI (Sept. 14, 2024)
Fumbles Recovered: 1 vs. Virginia (Oct. 20, 2022)
Pass Breakups: 2, vs. UCF (Dec. 22, 2023 - Gasparilla Bowl)
Interceptions: 1, 3x - last vs. UCF (Dec. 22, 2023 - Gasparilla Bowl)

JACKSON HAWES

Receptions: 2, at Syracuse (Sept. 7, 2024)
Receiving Yards: 13, at Syracuse (Sept. 7, 2024)
Longest Reception: 10 vs Georgia State (Aug. 31, 2024)

JAMAL HAYNES

Rush Attempts: 19 at No. 17/19 Ole Miss (Sept. 16, 2023)
Rushing Yards: 128 vs. USF (Dec. 22, 2023 - Gasparilla Bowl)
Rushing TDs: 2, vs No. 10 Florida State (Aug. 24, 2024)
Longest Rush: 67 vs. South Carolina State (Sept. 9, 2023)
Receptions: 5, at Syracuse (Sept. 7, 2024)
Receiving Yards: 56 vs. Louisville (Sept. 1, 2023)
Longest Reception: 46 vs. Louisville (Sept. 1, 2023)
Receiving TDs: 1 vs. Syracuse (Nov. 18, 2023)

ROMELLO HEIGHT

Tackles: 4, twice - last at Syracuse (Sept. 7, 2024)
Solo Tackles: 2, vs No. 10 Florida State (Aug. 24, 2024)

Tackles for Loss: 1.0, vs No. 10 Florida State (Aug. 24, 2024)
QB Hurries: 1, at Syracuse (Sept. 7, 2024)

ABDUL JANNEH JR

Receptions: 2 at Wake Forest (Sept. 23, 2023)
Receiving Yards: 47 at Wake Forest (Sept. 23, 2023)
Receiving TDs: 1, twice - last vs. Bowling Green (Sept. 30, 2023)
Longest Reception: 33, twice - last at Wake Forest (Sept. 23, 2023)

HAYNES KING

Rushing Attempts: 14, twice - last vs No. 10 Florida State (Aug. 24, 2024)
Rushing Yards: 150 vs. Boston College (Oct. 21, 2023)
Rushing TDs: 2, 3x - last at Syracuse (Sept. 7, 2024)
Longest Rush: 71 vs. Boston College (Oct. 21, 2023)
Pass Attempts: 41 at No. 17/19 Ole Miss (Sept. 16, 2023)
Pass Completions: 29, at Syracuse (Sept. 7, 2024)
Passing Yards: 348 vs. Bowling Green (Sept. 30, 2023)
Passing TDs: 4, 3x - last vs. No. 17 North Carolina (Oct. 28, 2023)
Longest Pass: 58 at Virginia (Nov. 4, 2023)

CHASE LANE

Receptions: 3, 3x - last at Syracuse (Sept. 7, 2024)
Receiving Yards: 69 vs. Louisville (Sept. 1, 2023)
Receiving TDs: 1, twice - last at Syracuse (Sept. 7, 2024)
Longest Reception: 48 vs. Louisville (Sept. 1, 2023)

CHRISTIAN LEARY

Receptions: 5 at No. 17/19 Ole Miss (Sept. 16, 2023)
Receiving Yards: 64 at No. 17/19 Ole Miss (Sept. 16, 2023)
Receiving TDs: 1, twice - last at No. 17 Miami (Oct. 7, 2023)
Longest Reception: 44 at No. 17 Miami (Oct. 7, 2023)

E.J. LIGHTSEY

Tackles: 1, twice - last vs Georgia State (Aug. 31, 2024)

HORACE LOCKETT

Tackles: 6 at Wake Forest (Sept. 23, 2023)
Tackles for Loss: 1.0 at No. 17 Miami (FL) (Oct. 7, 2023)

TRELAIN MADDOX

Rush Attempts: 9, vs. VMI (Sept. 14, 2024)
Rushing Yards: 53, vs. VMI (Sept. 14, 2024)
Rushing TDs: 1, vs. VMI (Sept. 14, 2024)
Longest Rush: 14, vs. VMI (Sept. 14, 2024)

D.J. MOORE

Tackles: 1 at Virginia (Nov. 4, 2023)
Solo Tackles: 1 at Virginia (Nov. 4, 2023)

JASON MOORE

Tackles: 2, 4x - last at Virginia (Nov. 4, 2023)
Solo Tackles: 1, 6x at Virginia (Nov. 4, 2023)
Sacks: 1.0, twice - last at North Carolina (Nov. 19, 2022)
Tackles for Loss: 1.0, twice - last at North Carolina (Nov. 19, 2022)
Fumbles Forced: 1, at Florida St. (Oct. 29, 2022)
Pass Breakups: 1, at Florida St. (Oct. 29, 2022)

AARON PHILO

Pass Attempts: 5, vs. VMI (Sept. 14, 2024)
Pass Completions: 3, vs. VMI (Sept. 14, 2024)
Passing Yards: 49, vs. VMI (Sept. 14, 2024)
Longest Pass: 41, vs. VMI (Sept. 14, 2024)

CLAYTON POWELL-LEE

Tackles: 14 at Florida State (Oct. 29, 2022)
Solo Tackles: 7 at Florida State (Oct. 29, 2022)
Tackles for Loss: 1.0 at No. 1 Georgia (Nov. 26, 2022)
Fumbles Recovered: 1, 3x - last at No. 1 Georgia (Nov. 26, 2022)
Interceptions: 1, twice - last vs. Louisville (Sept. 1, 2023)
Pass Breakups: 2 vs. Louisville (Sept. 1, 2023)

CHRISTIAN PRITCHETT

Tackles: 1, vs. VMI (Sept. 14, 2024)

ZACH PYRON

Rushing Attempts: 17 at Virginia Tech (Nov. 5, 2022)
Rushing Yards: 66, twice - last vs. Miami (Nov. 12, 2022)
Longest Rush: 19 vs. Miami (Nov. 12, 2022)
Rushing TDs: 2, vs. VMI (Sept. 14, 2024)
Passing Attempts: 32 at Virginia Tech (Nov. 5, 2022)
Passing Completions: 19 at Virginia Tech (Nov. 5, 2022)
Passing Yards: 253 at Virginia Tech (Nov. 5, 2022)
Longest Pass: 56 at Virginia Tech (Nov. 5, 2022)
Passing TDs: 1, 4x - last vs. VMI (Sept. 14, 2024)

CAREER HIGHS AT GEORGIA TECH

BRODY RHODES

Rushing Attempts: 2, vs. VMI (Sept. 14, 2024)
Rushing Yards: 17, vs. VMI (Sept. 14, 2024)
Longest Rush: 9, vs. VMI (Sept. 14, 2024)

JOSH ROBINSON

Tackles: 4, vs. No. 10 Florida State (Aug. 24, 2024)
Solo Tackles: 2 at Virginia Tech (Nov. 5, 2022)
Tackles for Loss: 1.0, 3x - last vs. VMI (Sept. 14, 2024)
Pass Breakups: 1 vs. Boston College (Oct. 21, 2023)
Sacks: 1.0, vs. VMI (Sept. 14, 2024)

MALIK RUTHERFORD

Receptions: 7, twice - last at Syracuse (Sept. 7, 2024)
Receiving Yards: 131 vs. Georgia State (Aug. 31, 2024)
Longest Reception: 55 vs. Louisville (Sept. 1, 2023)
Receiving TDs: 2 vs. No. 17 North Carolina (Oct. 28, 2023)
Rushing Attempt: 2 vs. No. 1 Georgia (Nov. 25, 2023)
Rushing Yards: 15 vs. No. 1 Georgia (Nov. 25, 2023)
Longest Rush: 12 vs. No. 1 Georgia (Nov. 25, 2023)

MAKIUS SCOTT

Tackles: 7 at Wake Forest (Sept. 23, 2023)
Solo Tackles: 3, twice - last at Wake Forest (Sept. 23, 2023)
Tackles for Loss: 1.0 at No. 13 North Carolina (Nov. 19, 2022)
Fumbles Forced: 1 vs. Boston College (Oct. 21, 2023)
Fumbles Recovered: 1 at Virginia Tech (Nov. 5, 2022)
Pass Breakups: 1, twice - last at Clemson (Nov. 11, 2023)

BRETT SEITHER

Receptions: 2 vs. No. 17 North Carolina (Oct. 28, 2023)
Receiving Yards: 40 vs. No. 17 North Carolina (Oct. 28, 2023)
Receiving TDs: 2 vs. No. 17 North Carolina (Oct. 28, 2023)
Longest Reception: 35 vs. No. 17 North Carolina (Oct. 28, 2023)

TAYE SEYMORE

Tackles: 10, at Syracuse (Sept. 7, 2024)
Solo Tackles: 6, at Syracuse (Sept. 7, 2024)
Tackles for Loss: 1, twice - last 2, vs. VMI (Sept. 14, 2024)

DAVID SHANAHAN

Punts: 10, twice - last vs. Virginia (Oct. 20, 2022)
Punting Yards: 430 vs. Virginia (Oct. 20, 2022)
Punting Avg.: 52.7 vs. Northern Illinois (Sept. 4, 2021)
Longest Punt: 71 at Duke (Oct. 9, 2021)

RODNEY SHELLEY

Tackles: 8 at Clemson (Nov. 11, 2023)
Solo Tackles: 4 at Clemson (Nov. 11, 2023)
Blocked Kicks: 1, at Clemson (Nov. 11, 2023)
Tackles for Loss: 2.0, vs. Georgia State (Aug. 31, 2024)
Pass Breakups: 2 vs. No. 1 Georgia (Nov. 25, 2023)
Longest Punt Return: 26 vs. VMI (Sept. 14, 2024)

ERIC SINGLETON, JR.

Receptions: 8 vs. No. 17 North Carolina (Oct. 28, 2023)
Receiving Yards: 117 vs. No. 17 North Carolina (Oct. 28, 2023)
Receiving TDs: 1, 6x - last at Virginia (Nov. 4, 2023)
Longest Reception: 58 at Virginia (Nov. 4, 2023)
Rushing Attempts: 1, 4x - last at Syracuse (Sept. 7, 2024)
Rushing Yards: 35, vs. Georgia State (Aug. 31, 2024)
Longest Rush: 35, vs. Georgia State (Aug. 31, 2024)

BAILEY STOCKTON

Receptions: 2, twice - last vs. VMI (Sept. 14, 2024)
Receiving Yards: 24, vs. VMI (Sept. 14, 2024)
Longest Reception: 17, vs. VMI (Sept. 14, 2024)
Longest Punt Return: 20 vs. VMI (Sept. 14, 2024)

TRENILYUS TATUM

Tackles: 8 vs. Louisville (Sept. 1, 2023)
Solo Tackles: 5 vs. Boston College (Nov. 13, 2021)
Sacks: 1.0, twice - last vs. VMI (Sept. 14, 2024)
Tackles for Loss: 2.5, vs. Georgia State (Aug. 31, 2024)
Fumbles Forced: 1 vs. Virginia (Oct. 20, 2022)
Pass Breakups: 1 vs. Louisville (Sept. 1, 2023)

JOSHUA TAYLOR

Punt Attempts: 1 at No. 17/19 Ole Miss (Sept. 16, 2023)
Punt Yards: 40 at No. 17/19 Ole Miss (Sept. 16, 2023)
Longest Punt: 40 at No. 17/19 Ole Miss (Sept. 16, 2023)

ZACHARY TOBE

Tackles: 2, vs. No. 10 Florida State (Aug. 24, 2024)
Solo Tackles: 2, vs. No. 10 Florida State (Aug. 24, 2024)
Pass Breakups: 2, vs. VMI (Sept. 14, 2024)

JORDAN van den BERG

Tackles: 2, vs. Georgia State (Aug. 31, 2024)
Solo Tackles: 1, at Syracuse (Sept. 7, 2024)
Tackles for Loss: 1.0 at Syracuse (Sept. 7, 2024)

SYLVAIN YONDJOUEN

Tackles: 4, twice - last at UCF (Sept. 24, 2022)
Solo Tackles: 4 at UCF (Sept. 24, 2022)
Tackles for Loss: 1.5 at No. 13 North Carolina (Nov. 19, 2022)
Sacks: 1.0 at No. 6 Notre Dame (Nov. 20, 2021)
Forced Fumbles: 1 at No. 6 Notre Dame (Nov. 20, 2021)
Pass Breakups: 1 vs. Duke (Oct. 8, 2022)

2024 GEORGIA TECH FOOTBALL GAME NOTES

GAME 5 AT NO. 19/20 LOUISVILLE • SATURDAY, SEPT. 21



STARTING LINEUPS, ETC.

OFFENSIVE STARTERS

	QB	RB	WR	WR	WR	TE	LT	LG	C	RG	RT
Florida State	King	Haynes	Singleton Jr.	Lane	Rutherford	Avery	Brown	Fusile	Franklin	Rutledge	Williams
Georgia State	King	Haynes	Singleton Jr.	Rutherford	Beetham*	Hawes	Brown	Fusile	Franklin	Rutledge	Williams
Syracuse	King	Haynes	Singleton Jr.	Rutherford	Lane	Hawes	Brown	Fusile	Franklin	Rutledge	Williams
VMI	King	Haynes	Singleton Jr.	Lane	Boyd*	Hawes	Brown	Fusile	Franklin	Rutledge	Williams
Louisville											
Duke											
North Carolina											
Notre Dame											
Virginia Tech											
Miami (Fla.)											
NC State											
Georgia											

DEFENSIVE STARTERS

	DE	DT (NOSE)	DT	DE (RUSH)	LB	LB	NIC	SS	FS	CB	CB
Florida State	Yondjouen	Biggers	Scott	Height	Efford	Tatum	Daniels	Brooks	Powell-Lee	Harvey	Burrell
Georgia State	Robinson	Biggers	Scott	Height	Efford	Tatum	Daniels	Brooks	Powell-Lee	Harvey	Burrell
Syracuse	Robinson	Biggers	Scott	Height	Efford	Tatum	Harris*	Brooks	Powell-Lee	Harvey	Burrell
VMI	Robinson	Biggers	Scott	Height	Efford	Tatum	Gibbs	Seymore	Powell-Lee	Harvey	Burrell
Louisville											
Duke											
North Carolina											
Notre Dame											
Virginia Tech											
Miami (Fla.)											
NC State											
Georgia											

*Tight End

*Outside Linebacker

GAME INFORMATION

	TECH CAPTAINS	COIN TOSS	GT KO/REC.	GT 1ST OFF. PLAY	GT 1ST POSSESSION	OPP. 1ST POSSESSION	KICKOFF TIME	GAME LENGTH	GT HELMET	GT JERSEY	GT PANTS
Florida State	King, Franklin, Biggers, Efford	GT	ko	Haynes 14-yd Rush	Touchdown	Touchdown	12:09	2:59	White	White	White
Georgia State	Fusile, Rutherford, Brooks, Scott	GT	ko	Haynes 1-yd Rush	Punt	Punt	8:05	3:11	White	White	White
Syracuse	Powell-Lee, Harris, Haynes, Janneh, Lane	GT	ko	Haynes -1-yd Rush	Touchdown	Touchdown	12:03	3:21	Gold	White	Gold
VMI	Hawes, Janneh, Burrell	VMI	ko	Haynes -7 yd Rush	Punt	Punt	3:32	3:03	Gold	White	White
Louisville											
Duke											
North Carolina											
Notre Dame											
Virginia Tech											
Miami (Fla.)											
NC State											
Georgia											

TURNOVERS

GEORGIA TECH TAKEAWAYS

NO.	OPP.	QTR	TURNOVER	DEFENDER(S)	LED TO	PTS. OFF
1	GSU	1st	Fumble	Zeek Biggers (FR)/No FF	Touchdown	7
2	VMI	1st	Fumble	Ahmair Harvey (FF)/Powell-Lee (FR)	FG	3
* Defensive touchdown						Points 10

GEORGIA TECH GIVEAWAYS

NO.	OPP.	QTR	TURNOVER	OFFENSIVE PLAYER	LED TO	PTS. OFF
1	GSU	3	Interception	Haynes King	Touchdown	6
* Defensive touchdown						Points 6

DRIVES
DRIVE CHART

DISPLAYED GEORGIA TECH/OPPONENT

	Possessions	TDs	FGs Made	FGs Missed	Fum.	Int.	Safety	Punt	Downs	Half	Game	80+yard Drives	3 and Out
Florida State	7/7	3/2	1/2	1/0	0/0	0/0	0/0	2/2	0/1	0/0	0/0	1/1	2/0
Georgia State	10/10	5/1	0/2	0/0	0/1	1/0	0/0	3/3	0/2	0/1	1/0	0/1	0/2
Syracuse	10/9	4/4	0/1	1/1	0/0	0/0	0/0	4/2	1/0	0/0	0/1	0/1	2/0
VMI	13/13	8/1	1/0	0/0	0/1	0/0	0/0	3/10	0/0	0/1	1/0	0/0	1/9
Louisville													
Duke													
North Carolina													
Notre Dame													
Virginia Tech													
Miami (Fla.)													
NC State													
Georgia													
TOTALS	40/39	20/8	2/4	2/1	0/2	1/0	0/0	12/17	1/3	0/2	2/1	1/3	5/11

GEORGIA TECH SCORING DRIVES

	QTR	TD	FG	PLAYERS	PLAY	PL	YDS	TIME
1. FSU	1	X		Zach Pyron	1-yd rush	6	79	3:24
	2	X		Jamal Haynes	1-yd rush	14	75	7:53
	4	X		Jamal Haynes	2-yd rush	11	89	6:22
	4		X	Aidan Birr	44-yd FG	12	49	6:33
2. GSU	1	X		Jamal Haynes	1-yd rush	6	20	2:34
	2	X		Haynes King	2-yd rush	11	75	3:45
	3	X		Eric Singleton Jr	35-yd rush	4	65	1:59
	3	X		M. Rutherford from H. King	52-yd pass	1	52	0:08
3. SYR	4	X		A. Boyd from H. King	22-yd pass	9	75	4:28
	1	X		Haynes King	21-yd rush	10	75	4:29
	2	X		Haynes King	26-yd rush	4	75	1:40
	4	X		C. Lane from H. King	4-yd pass	12	75	3:31
4. VMI	4	X		Jamal Haynes	15-yd rush	9	56	2:35
	1		X	Aidan Birr	28-yd FG	8	50	2:14
	1	X		M. Rutherford from H. King	35-yd pass	2	50	0:41
	1	X		Zach Pyron	1-yd rush	7	73	3:13
	2	X		Zach Pyron	1-yd rush	6	55	2:41
	2	X		E. Singleton Jr. from H. King	14-yd pass	4	42	1:10
	2	X		A. Boyd from H. King	33-yd pass	5	73	0:53
	3	X		Trelain Maddox	3-yd rush	5	60	2:17
	3	X		L. Blackburn from Z. Pyron	24-yd pass	3	40	1:19
	4	X		Anthony Carrie	2-yd rush	7	65	2:05

OPPONENT SCORING DRIVES

	QTR	TD	FG	PLAYERS	PLAY	PL	YDS	TIME
1. FSU	1	X	X	L.Toafili	28-yd rush	7	75	4:02
	2		X	R.Fitzgerald	52-yd FG	8	41	5:11
	2		X	R.Fitzgerald	59-yd FG	9	34	3:13
	4	X		R. Williams	1-yd rush	15	84	8:18
2. GSU	2	X		L. Rickman	21-yd FG	16	87	8:24
	3		X	L. Rickman	47-yd FG	6	45	1:27
	3	X		D. Fleming from C. Veilleux	24-yd pass	9	68	4:08
3. SYR	1	X		T. Pena from K. McCord	11-yd pass	7	75	2:39
	2	X		T. Pena from K. McCord	11-yd pass	7	70	3:18
	2	X		O. Gadsden from K. McCord	20-yd pass	9	89	4:18
	3.		X	B.Denaburg	33-yd FG	15	65	6:55
4. VMI	4.	X		O. Gadsden from K. McCord	17-yd pass	7	32	4:01
	4	X		E. Horne from B. Hammonds	2-yd pass	10	75	9:55

TOUCHDOWN DRIVES SUMMARY

	GT	OPP
Touchdown plays of 20-plus yards	8	3
Touchdown plays of 50-plus yards	1	-
Touchdown drives of 80-plus yards	1	2
Touchdown drives of 90-plus yards	-	-
Touchdown drives of 20 yards or less	1	-
Touchdown drives of 5:00 or more	2	2
Touchdown drives of 7:00 or more	1	2
Touchdown drives of 3:00 or less	13	1
Touchdown drives of 2:00 or less	7	-
Touchdown drives of 1:00 or less	3	-
Touchdown drives of 5 plays or less	8	-
Touchdown drives of 10 plays or more	5	2
Touchdown drives of 1 play	1	-

does not include special teams or defensive touchdowns



BIG PLAYS

GEORGIA TECH BIG PLAYS (20+ YARDS)

*** Touchdown**

NO.	OPPONENT	PLAYER(S)	PLAY	DOWN-DIST	YDS
1.	Florida State	Malik Rutherford from Haynes King	Pass	1-10	42
2.		Jamal Haynes	Rush	1-10	36
3.		Chase Lane from Haynes King	Pass	2-10	20
4.		Haynes King	Rush	2-5	21
5.	Georgia State	Malik Rutherford from Haynes King	Pass	1-10	20
6.		Jamal Haynes	Rush	1-10	35
7.		Haynes King	Rush	2-10	28
8.		Eric Singleton Jr	Rush	1-10	35*
9.		Malik Rutherford from Haynes King	Pass	1-10	52*
10.		Avery Boyd from Haynes King	Pass	2-14	22*
11.		Anthony Carrie	Rush	2-6	30
12.	Syracuse	Haynes King	Rush	2-2	21*
13.		Eric Singleton Jr. from Haynes King	Pass	1-10	45
14.		Avery Boyd from Haynes King	Pass	3-6	20
15.	VMI	Chase Lane from Haynes King	Pass	1-10	22
16.		Malik Rutherford from Haynes King	Pass	1-10	35*
17.		Eric Singleton Jr. from Haynes King	Pass	1-10	50
18.		Chase Lane from Haynes King	Pass	1-10	32
19.		Avery Boyd from Haynes King	Pass	1-10	33*
20.		Leo Blackburn from Zach Pyron	Pass	2-7	24*
21.		Anthony Carrie	Rush	2-9	29
22.		Chris Elko from Aaron Philo	Pass	4-8	41

OPPONENT BIG PLAYS (20+ YARDS)

*** Touchdown**

NO.	OPPONENT	PLAYER(S)	PLAY	DOWN-DIST	YDS
1.	Florida State	L. Toaffili	Rush	1-10	28*
2.		L. Toaffili. from D.J. Ulagalelei	Pass	3-5	21
3.		J. Douglas from D.J. Ulagalelei	Pass	4-7	20
4.	Georgia State	S. Wilkerson	Rush	2-10	41
5.		T. Williams from C. Veilleux	Pass	4-2	24
6.		F. Brock	Rush	2-3	23
7.		D. Fleming from C. Veilleux	Pass	1-10	24*
8.		M. Dukes	Rush	1-15	21
9.		D. Fleming from C. Veilleux	Pass	1-10	28
10.	Syracuse	W. Nixon from K. McCord	Pass	2-4	20
11.		L. Allen from K. McCord	Pass	3-10	28
12.		T. Pena from K. McCord	Pass	1-10	21
13.		T. Pena from K. McCord	Pass	3-15	32
14.		O. Gadsdden from K. McCord	Pass	1-10	32
15.		O. Gadsdden from K. McCord	Pass	3-2	20*
16.		U. Hatcher from K. McCord	Pass	1-20	30
17.		L. Allen	Rush	2-6	24
18.	VMI	O. Sweeney from B. Hammonds	Pass	1-10	34

BIG PLAYS FROM SCRIMMAGE SUMMARY

RUSH/CATCH	20-29	30-39	40-49	50-59	60-69	70-79	80-89	90-99	TOTAL
Malik Rutherford	1 (0/1)	1 (0/1)	1 (0/1)	1 (0/1)	-	-	-	-	4
Haynes King	3 (3/0)	-	-	-	-	-	-	-	3
Chase Lane	2 (0/2)	1 (0/1)	-	-	-	-	-	-	3
Eric Singleton Jr	-	1 (1/0)	1 (0/1)	1 (0/1)	-	-	-	-	3
Avery Boyd	2 (0/2)	1 (0/1)	-	-	-	-	-	-	3
Jamal Haynes	-	2 (2/0)	-	-	-	-	-	-	2
Anthony Carrie	1 (1/0)	1 (1/0)	-	-	-	-	-	-	2
Leo Blackburn	1 (0/1)	-	-	-	-	-	-	-	1
Chris Elko	-	-	1(0/1)	-	-	-	-	-	1
Totals	12 (4/8)	7 (4/3)	3 (0/3)	2 (0/2)	-	-	-	-	22
Opponents	13 (4/9)	4 (0/4)	1 (1/0)	-	-	-	-	-	18
PASSING	20-29	30-39	40-49	50-59	60-69	70-79	80-89	90-99	TOTAL
Haynes King	4	-	2	1	-	-	-	-	7
Zach Pyron	1	-	-	-	-	-	-	-	1
Aaron Philo	-	-	1	-	-	-	-	-	1
Totals	4	-	2	1	-	-	-	-	7
Opponents	9	4	-	-	-	-	-	-	13

THE LAST TIME IT HAPPENED ...
TEAM

	GEORGIA TECH	OPPONENT
Scored 50 Points	Sept. 14, 2024 vs. VMI (59)	Nov. 20, 2021 by No. 6 Notre Dame (55)
Scored 50 Points, ACC Game	Nov. 28, 2020 vs. Duke (56)	Oct. 2, 2021 by Pitt (52)
Scored 35 Points, Half	Sept. 14, 2024 vs. VMI (38/1st)	Nov. 20, 2021 by No. 6 Notre Dame (45/1st)
Scored 28 Points, Quarter	Sept. 1, 2023 vs. Louisville (28/2nd)	Oct. 17, 2020 by No. 1 Clemson (2nd/35)
Scored 0 Points	Sept. 10, 2022 vs. No. 20/17 Ole Miss	Sept. 1, 2018 by Alcorn State
Scored 0 Points, Half	Oct. 7, 2023 vs. No. 17 Miami (Fla.)	Sept. 14, 2024 by VMI (1st)
Overcame 10-Point Deficit, Win	Dec. 22, 2023 vs. UCF (17-3)	Sept. 1, 2023 by Louisville (28-13)
Overcame 10-Point Halftime Deficit, Win	Nov. 19, 2022 vs. No. 13/11 North Carolina (17-7)	Sept. 1, 2023 by Louisville (28-13)
40-Point Margin of Victory	Sept. 14, 2024 vs. VMI (59-7)	Sept. 10, 2022 by No. 20/17 Ole Miss (42-0)
30-39-Point Margin of Victory	Sept. 9, 2023 vs. South Carolina State (48-13)	Sept. 5, 2022 by No. 4 Clemson (41-10)
Scored 30 Points or more, Loss	Nov. 13, 2021 vs. Boston College (30)	Oct. 5, 2018 by Louisville (31)
Scored fewer than 10 Points, Win	Nov. 11, 2006 at North Carolina (7-0)	Dec. 2, 2006 by Wake Forest (9-6)
7 Touchdowns	Sept. 14, 2024 vs. VMI (8)	Nov. 20, 2021 by No. 6 Notre Dame (7)
0 Touchdowns	Sept. 10, 2022 vs. No. 20/17 Ole Miss	Sept. 1, 2018 by Alcorn State
5+ Rushing Touchdowns	Nov. 5, 2023 at Virginia (5)	Sept. 16, 2023 by No. 17/19 Ole Miss (5)
4+ Passing Touchdowns	Sept. 14, 2024 vs. VMI (4)	Oct. 23, 2021 by Virginia (4)
Interception Return for TD	Oct. 20, 2022 vs. Virginia; LaMiles Brooks (37 yards) (Brennan Armstrong pass)	Nov. 11, 2023 by Clemson; Shelton Lewis (46 yards) (Haynes King pass)
Fumble Return for TD	Nov. 6, 2021 at Miami (Fla.); Jaylon King (40 yds)	Nov. 20, 2021 by No. 6 Notre Dame; Myron Tagovailoa-Amosa (70 yds)
Punt Return for TD	Sept. 10, 2009 vs. Clemson; Jerrard Tarrant (85 yards)	Nov. 5, 2022 by Virginia Tech; Tucker Holloway (90 yards)
Blocked Punt Return for TD	Sept. 27, 1997 vs. Clemson Block: Ajenavi Eziemefe; Rec: Djay Jones	Sept. 24, 2022 by UCF Block: Jarvis Ware; Rec: Quadric Bullard
Kickoff Return for TD	Nov. 13, 2021 vs. Boston College; Jahmyr Gibbs (98-yard return)	Sept. 8, 2018 by USF; Terrence Horne (98 yards) Sept. 8, 2018 by USF; Terrence Horne (97 yards)
2 Non-Offensive TDs	Nov. 8, 2014 at NC State (INT return, fumble return)	Nov. 5, 2022 by Virginia Tech (INT return; Punt return)
4 Field Goals Made	Oct. 1, 2022 at No. 24 Pitt (4)	Oct. 30, 2021 by Virginia Tech (4)
3 Field Goals Missed	Sept. 4, 2021 vs. Northern Illinois (3)	Oct. 19, 2019 by Miami (3)
5 Field Goals Attempted	Dec. 31, 2011 vs. Utah (5)	Nov. 17, 2007 by North Carolina (5)
50-yard Field Goal Made	Dec. 31, 2016 vs. Kentucky (Harrison Butker, 52 yards)	Aug. 24, 2024 by Florida State (Ryan Fitzgerald, 59 yards)
Missed PAT	Oct. 21, 2023 by Boston College	Nov. 18, 2023 by Syracuse
Missed more than 1 PAT	Nov. 3, 2012 at Maryland (2)	Nov. 5, 1977 by Notre Dame (2)
Made 2-Point Conversion	Oct. 28, 2023 vs. No. 17 UNC (M. Rutherford from H. King)	Aug. 24, 2024 by Florida State (B. Courtney rush)
Failed 2-Point Conversion	Oct. 7, 2023 vs. No. 17 Miami (Fla.) (Haynes King kneel)	Nov. 18, 2023 by Syracuse (L. Allen pass failed)
Two+ 2-Point Conversions Att.	Nov. 5, 2022 at Virginia Tech (2, 2 failed)	Nov. 11, 2017 by No. 17 Virginia Tech (2, 2 failed)
Defensive Extra Point Scored	Nov. 6, 2021 at Miami (Fla.) Juanyeh Thomas 100-yard INT return (Tyler Van Dyke pass)	None recorded
Recorded Safety	Sept. 18, 2021 at No. 6 Clemson J. Thomas forced Clemson fumble, fell on in own end zone	Nov. 28, 2020 by Duke GT fumbled a punt return into the endzone
Blocked Field Goal	Sept. 7, 2024 at Syracuse Zeek Biggers blocked B.Denaburg's attempt	Sept. 16, 2023 by No. 17/19 Ole Miss Zxavian Harris blocked Aidan Birr's attempt
Blocked PAT	Nov. 5, 2022 at Virginia Tech (D'Quon Douse)	Oct. 23, 2021 at Virginia (N. Taylor)
Blocked Punt	Sept. 7, 2024 at Syracuse Amontrae Bradford blocked punt of J.Stonehouse	Sept. 24, 2022 by UCF Jarvis Ware blocked punt of David Shanahan
Blocked 2 Kicks/Punts	Sept. 7, 2024 at Syracuse (field goal/punt)	Sept. 5, 2022 by No. 4 Clemson (2 punts)
30+ First Downs	Sept. 14, 2024 vs. VMI (30)	Oct. 29, 2022 by Florida State (32)
10 (or fewer) First Downs	Nov. 27, 2021 vs. No. 1 Georgia (9)	Sept. 14, 2024 by VMI (5)
500-599 Yards Total Offense	Sept. 14, 2024 vs. VMI (572)	Sept. 7, 2024 by Syracuse (515)
600+ Yards Total Offense	Oct. 28, 2023 vs. No. 17 North Carolina (635)	Oct. 29, 2022 by Florida State (642)
< 200 Yards Total Offense	Nov. 16, 2019 vs. Virginia Tech (134)	Sept. 14, 2024 by VMI (104)
< 100 Yards Total Offense	Nov. 18, 1961 at Alabama (96)	Oct. 9, 2004 by Maryland (82)
300+ Yards Total Offense, Half	Sept. 14, 2024 vs. VMI (363/1st)	Sept. 7, 2024 by Syracuse (334/1st)
< 50 Yards Total Offense, Half	Oct. 29, 2022 at Florida State (24/1st)	Sept. 14, 2024 by VMI (35/1st)
90 Offensive Plays	Sept. 4, 2017 vs. No. 25/24 Tennessee (20T) (96)	Oct. 9, 2021 by Duke (91)
50 (or fewer) Offensive Plays	Nov. 2, 2019 vs. Pitt (50)	Sept. 14, 2024 by VMI (47)
300-399 Yards Rushing	Nov. 5, 2023 at Virginia (305)	Oct. 21, 2023 by Boston College (308)
400+ Yards Rushing	Nov. 3, 2018 at North Carolina (461)	Aug. 29, 2019 by No. 1 Clemson (411)
50 Yards (or less) Rushing	Nov. 27, 2004 at Georgia (24)	Sept. 14, 2024 by VMI (12)
0 Yards (or less) Rushing	1968 (two times – vs. Notre Dame and Navy)	Nov. 2, 2013 by Pittsburgh (-5)
60+ Rushing Attempts	Oct. 25, 2018 at Virginia Tech (78)	Sept. 10, 2022 by No. 20/17 Ole Miss (62)
30 (or fewer) Rushing Attempts	Oct. 7, 2023 vs. No. 17 Miami (Fla.) (27)	Sept. 14, 2024 by VMI (28)
25+ Pass Completions	Sept. 7, 2024 at Syracuse (29)	Sept. 7, 2024 by Syracuse (32)
5 (or fewer) Pass Completions	Nov. 24, 2018 at No. 5 Georgia (5)	Sept. 14, 2019 by The Citadel (1)

THE LAST TIME IT HAPPENED ...

TEAM

	GEORGIA TECH	OPPONENT
40+ Pass Attempts	Sept. 7, 2024 at Syracuse (40)	Sept. 7, 2024 by Syracuse (46)
10 (or fewer) Pass Attempts	Nov. 17, 2018 vs. Virginia (OT) (8)	Sept. 14, 2019 by The Citadel (4)
Threw 3 Interceptions	Nov. 11, 2023 at Clemson (4)	Oct. 7, 2023 by No. 17 Miami (Fla.) (3)
300-399 Yards Passing	Sept. 14, 2024 vs. VMI (382)	Sept. 7, 2024 by Syracuse (381)
400+ Yards Passing	Nov. 10, 2001 at Virginia (486)	Oct. 17, 2020 by No. 1 Clemson (500)
100 (or less) Yards Passing	Dec. 22, 2023 vs. UCF (87)	Sept. 14, 2024 by VMI (92)
Completed 70 Percent of Passes	Sept. 14, 2024 vs. VMI (.719, 23-of-32)	Oct. 9, 2021 by Duke (.759, 22-of-29)
5+ Fumbles	Oct. 13, 2018 vs. Duke (6)	Oct. 25, 2014 by Pittsburgh (7)
4+ Fumbles Lost	Sept. 23, 2017 vs. Pittsburgh (4)	Nov. 28, 2020 by Duke (4)
5 Turnovers	Sept. 26, 2020 vs. Syracuse (5)	Sept. 23, 2023 by Wake Forest (5)
0 Turnovers	Sept. 14, 2024 vs. VMI	Sept. 7, 2024 by Syracuse
10 Penalties	Sept. 23, 2023 at Wake Forest (14)	Nov. 18, 2023 by Syracuse (12)
2 (or fewer) Penalties	Sept. 16, 2023 at No. 17/19 Ole Miss (0)	Aug. 24, 2024 by No. 10 Florida State (1)
100+ Penalty Yards	Sept. 23, 2023 at Wake Forest (142)	Sept. 30, 2023 (113)
10 (or fewer) Penalty Yards	Oct. 14, 2017 vs. No. 11/10 Miami (6)	Aug. 24, 2024 by No. 10 Florida State (10)
10 Punts	Oct. 20, 2022 vs. Virginia (10)	Sept. 14, 2024 by VMI (10)
0 Punts	Sept. 9, 2023 vs. South Carolina State	Oct. 29, 2022 by No. 10 Florida State
10 Third-Down Conversions	Sept. 16, 2023 at No. 17/19 Ole Miss (11)	Sept. 7, 2024 by Syracuse (10)
2+ Fourth-Down Conversions	Aug. 31, 2024 vs. Georgia State (2-of-2)	Aug. 31, 2024 by Georgia State (2-of-4)
4 Fourth-Down Attempts	Oct. 2, 2021 vs. Pitt (2-of-4)	Aug. 31, 2024 by Georgia State (2-of-4)
37:00 or higher TOP	Sept. 16, 2023 at No. 17/19 Ole Miss (39:17)	Sept. 30, 2023 by Bowling Green (42:45)
15 Tackles for Loss	Sept. 1, 2007 at Notre Dame (19)	None Recorded
10 Sacks	Oct. 9, 1993 vs. Maryland (11)	None Recorded
5 Players to Score TD	Sept. 14, 2024 vs. VMI (7)	Nov. 11, 2023 by Clemson (6)
4 Players to Rush for TD	Oct. 9, 2020 vs. Louisville (4)	Sept. 16, 2023 by No. 17/19 Ole Miss (4)
3 Players to Catch TD Pass	Sept. 14, 2024 vs. VMI (4)	Nov. 11, 2023 by Clemson (4)
2 Players to Throw TD Pass	Sept. 14, 2024 vs. VMI (3 - Haynes King; 1 - Zach Pyron)	Sept. 5, 2022 by No. 4 Clemson (1 - DJ Uiagalelei; 1 - Cade Klubnik)
15-Play+ Touchdown Drive	Nov. 5, 2023 at Virginia (16)	Aug. 24, 2024 by No. 10 Florida State (15)
8-Minute+ Touchdown Drive	Sept. 30, 2017 vs. North Carolina (8:54)	Sept. 14, 2024 vs. VMI (9:55)
90-Yard+ Touchdown Drive	Nov. 12, 2022 vs. Miami (99)	Dec. 22, 2023 by UCF (98)
1-Play Touchdown Drive	Aug. 31, 2024 vs. Georgia State (M. Rutherford from H. King 52-yd pass)	Sept. 1, 2023 by Louisville (39-34) (J. Jordan 74-yard rush)
TD on First Offensive Play of Game	Sept. 30, 2023 vs. Bowling Green (E. Singleton 53-yd pass from H. King)	Nov. 19, 2022 by No. 11/13 North Carolina (E. Green 80-yd rush)
Won an Overtime Game	Oct. 8, 2022 vs. Duke (OT) (23-20)	Sept. 14, 2019 by The Citadel (OT) (27-24)
Game Won on Final Play	Aug. 24, 2024 vs. Florida State (Dublin, Ireland) (Aidan Birr 44-yard FG)	Sept. 14, 2019 by The Citadel (37-yard FG in overtime)

BOTH TEAMS COMBINED

90 Points	Oct. 5, 2018 at Louisville (97) (66-31)	6 Field Goals	Nov. 17, 2018 vs. Virginia (OT) (6)
100+ Rushing Attempts	Oct. 9, 2021 at Duke (101)	5 Fumbles Lost	Sept. 23, 2017 vs. Pittsburgh (5)
20 (or fewer) Points	Nov. 28, 2015 vs. Georgia (20) (13-7)	4 Field Goals Missed	Oct. 20, 2012 vs. Boston College (4)
60 (or fewer) Rushing Att.	Sept. 9, 2006 vs. Samford (51)	10 Turnovers	Nov. 17, 1990 at Wake Forest (10)
10 (or fewer) Points	Nov. 11, 2006 at North Carolina (7) (7-0)	8 Field Goals Att.	Nov. 17, 2007 vs. North Carolina (8)
700+ Yards Passing	Oct. 2, 2021 by Pitt (758)	0 Turnovers	Sept. 7, 2024 at Syracuse
50 Points in a Half	Oct. 2, 2021 by Pitt (56)	50 First Downs	Oct. 28, 2023 vs. No. 17 North Carolina (54)
150 (or fewer) Passing Yds.	Nov. 3, 2012 at Maryland (146)	20 Penalties	Oct. 29, 2022 at Florida State (22)
0 Points in a Half	Nov. 11, 2006 at North Carolina (2nd)	25 (or fewer) First Downs	Oct. 18, 2008 at Clemson (24) (12-12)
50 Pass Completions	Sept. 7, 2024 at Syracuse (61)	5 (or fewer) Penalties	Aug. 24, 2024 vs. No. 10 Florida State (4)
30 Points in a Quarter	Oct. 28, 2023 vs. No. 17 North Carolina (38/2nd)	1,000+ Yards Total Offense	Oct. 28, 2023 vs. No. 17 North Carolina (1,212)
20 (or fewer) Completions	Sept. 14, 2019 vs. The Citadel (8)	200 Penalty Yards	Oct. 29, 2022 at Florida State (211)
10+ Touchdowns	Oct. 28, 2023 vs. No. 17 North Carolina (12)	500 Yds (or fewer) Total Off.	Oct. 22, 2011 at Miami (473)
90 Pass Attempts	Oct. 26, 2002 vs. Virginia (101)	25 (or fewer) Penalty Yards	Oct. 22, 2011 at Miami (15)
0 Touchdowns	Dec. 2, 2006 vs. Wake Forest	160+ Offensive Plays	Sept. 19, 2020 vs. No. 14 UCF (173)
30 (or fewer) Pass Att.	Sept. 14, 2019 vs. The Citadel (17)	15+ Punts	Oct. 20, 2020 vs. Virginia (16)
5 Touchdowns in a Quarter	Oct. 28, 2023 vs. No. 17 North Carolina (5/2nd)	120 (or fewer) Off. Plays	Sept. 14, 2024 vs. VMI (113)
5 Passes Intercepted	Nov. 11, 2023 at Clemson (5)	0 Punts	Dec. 5, 2009 vs. Clemson
8 Touchdowns in a Half	Oct. 2, 2021 by Pitt (8/1st)	600+ Yards Rushing	Oct. 28, 2023 vs. No. 17 North Carolina (615)
10 Fumbles	Oct. 13, 2018 vs. Duke (10)	10 Sacks	Nov. 10, 2007 at Duke (10)
		150 (or fewer) Rushing Yds.	Nov. 19, 2005 at Miami (150)


THE LAST TIME IT HAPPENED ...
INDIVIDUAL

	GEORGIA TECH	OPPONENT
30+ Rushing Attempts	Oct. 25, 2018 at Virginia Tech, Tobias Oliver (40)	Nov. 6, 2021 by Miami (Fla.), Jaylan Knighton (32)
150-199 Yards Rushing	Oct. 28, 2023 vs. No. 17 North Carolina, Dontae Smith (178)	Nov. 25, 2023 by No. 1 Georgia, Kendall Milton (156)
200+ Yards Rushing	Oct. 25, 2018 at Virginia Tech, Tobias Oliver (215)	Aug. 29, 2019 by No. 1 Clemson, Travis Etienne (205)
50+ Pass Attempts	Oct. 6, 2005 vs. NC State, Reggie Ball (53)	Oct. 5, 2019 by North Carolina, Sam Howell (51)
40+ Pass Attempts	Sept. 16, 2023 vs. No. 17/19 Ole Miss, Haynes King (41)	Oct. 1, 2022 by No. 24 Pitt, Kedon Slovis (45)
25+ Pass Completions	Sept. 7, 2024 at Syracuse, Kyle McCord (32), Haynes King (29)	Sept. 7, 2024 at Syracuse, Kyle McCord (32)
Threw 3 Interceptions	Nov. 11, 2023 at Clemson, Haynes King (4)	Oct. 7, 2023 by No. 17 Miami (Fla.), Tyler Van Dyke (3)
300-399 Yards Passing	Sept. 30, 2023 vs. Bowling Green, Haynes King (348)	Sept. 7, 2024 at Syracuse, Kyle McCord (381)
400+ Yards Passing	Nov. 10, 2001 at Virginia, George Godsey (486)	Oct. 17, 2020 by No. 1 Clemson, Trevor Lawrence (404)
Rushed & Passed for 100+ Yds.	Oct. 21, 2023 vs. Boston College, Haynes King (150/204)	Oct. 21, 2023 vs. Boston College, Haynes King (128/255)
Rushed & Received for 100+ Yds.	Nov. 14, 2013 at Clemson Robert Godhigh (126/203)	Oct. 30, 1997 by North Carolina J. Linton (138/137)
300-399 Yards Total Offense	Sept. 7, 2024 at Syracuse, Haynes King (333)	Sept. 7, 2024 at Syracuse, Kyle McCord (391)
400+ Yards Total Offense	Oct. 29, 2016 vs. Duke, Justin Thomas (459)	Oct. 6, 2012 by Clemson, Tajh Boyd (460)
10+ Receptions	Oct. 7, 2006 vs. Maryland, Calvin Johnson (10)	Oct. 7, 2023 by No. 17 Miami (Fla.), Xavier Restrepo (12)
100-199 Yards Receiving	Sept. 14, 2024 vs. VMI, Eric Singleton Jr. (102)	Dec. 22, 2023 by UCF, Javon Baker (173)
200+ Yards Receiving	Oct. 4, 2008 vs. Duke, Demaryius Thomas (230)	Nov. 6, 2021 by Miami (Fla.), Charleston Rambo (210)
4+ Touchdowns Scored	Sept. 4, 2017 vs. No. 25/24 Tennessee (20T) TaQuon Marshall (5)	Sept. 4, 2017 by No. 25/24 Tennessee (20T) John Kelly (4)
3+ Touchdowns Rushing	Sept. 10, 2022 vs. Western Carolina Dontae Smith (3)	Nov. 13, 2021 by Boston College Phil Jurkovec (3)
3+ Touchdowns Receiving	Sept. 11, 2004 vs. Clemson, Calvin Johnson (3)	Nov. 29, 2008 by Georgia, Mohamed Massaquoi (3)
4+ Touchdowns Passing	Oct. 28, 2023 vs. No. 17 North Carolina, Haynes King (4)	Nov. 11, 2023 by Clemson, Cade Klubnik (4)
Rushing & Receiving TDs	Nov. 18, 2023 vs. Syracuse, Jamal Haynes (1/1)	Oct. 14, 2017 by No. 11/10 Miami, Travis Homer (1/1)
Rushing & Passing TDs	Sept. 14, 2024 vs. VMI, Zach Pyron (2/1)	Nov. 16, 2019 by Virginia Tech, Hendon Hooker (1/2)
Passing & Receiving TDs	Nov. 17, 2007 vs. North Carolina Taylor Bennett (1/1)	Nov. 18, 2017 by Duke Shaun Wilson (1/2)
3 Field Goals	Dec. 22, 2023 vs. UCF Aidan Birr (3-of-3)	Sept. 1, 2023 by Louisville Brock Travelstead (4-of-4)
4+ Field Goals	Oct. 1, 2022 at No. 24 Pitt Gavin Stewart (4-of-4)	Sept. 1, 2023 by Louisville Brock Travelstead (4-of-4)
5 Field Goal Attempts	Sept. 1, 2007 vs. Notre Dame Travis Bell (5)	Oct. 30, 2021 by Virginia Tech John Parker Romo (5)
Made a 50-yard Field Goal	Dec. 31, 2016 vs. Kentucky, Harrison Butker (52)	Aug. 24, 2024 by No. 10 Florida State, Ryan Fitzgerald (59)
Attempted a 60-yard Field Goal	Sept. 4, 2021 vs. Northern Illinois Gavin Stewart (60/miss)	Nov. 17, 2007 by North Carolina Connor Barth (63/miss)
10+ Punts	Oct. 20, 2022 vs. Virginia, David Shanahan (10)	Sept. 14, 2024 vs. VMI Ben Shrewsbury (10)
60-69 yard Punt	Sept. 7, 2024 at Syracuse, David Shanahan (61)	Nov. 19, 2022 by No. 13/11 North Carolina, Ben Kiernan (60)
70-yard+ Punt	Oct. 9, 2021 at Duke David Shanahan (71)	Sept. 4, 2017 by No. 25/24 Tennessee (20T) Trevor Daniel (70)
100+ Punt Return Yards	Aug. 31, 2002 vs. Vanderbilt, Kelley Rhino (110)	None recorded
70-89 yard Punt Return	Sept. 10, 2009 vs. Clemson Jerrard Tarrant (85 TD)	Sept. 23, 2017 by Pittsburgh Quadree Henderson (80 TD)
Punt Return for a Touchdown	Sept. 10, 2009 vs. Clemson, Jerrard Tarrant	Nov. 5, 2022 by Virginia Tech, Tucker Holloway
90-yard+ Kickoff Return	Nov. 24, 2018 at No. 5 Georgia Juanyeh Thomas (100 TD)	Sept. 8, 2018 by USF Terrence Horne (98 TD, 97 TD)
Kickoff Return for a Touchdown	Nov. 13, 2021 vs. Boston College Jahmyr Gibbs (98 TD)	Sept. 8, 2018 by USF Terrence Horne (98 TD, 97 TD)
70-yard+ Interception Return	Aug. 31, 2013 vs. Elon, Tyler Marcordes (95)	Nov. 12, 2022 by Miami, Kamren Kinchens (99)
15+ Tackles	Nov. 5, 2022 at Virginia Tech, Charlie Thomas (16)	Oct. 13, 2018 by Duke, Joe Giles-Harris (15)
30+ Sacks	Sept. 23, 2023 at Wake Forest, Kyle Kennard (4.0)	Oct. 12, 2019 by Duke, Victor Dimukeje (3.0)
2+ Interceptions	Sept. 11, 2021 vs. Kennesaw State, Charlie Thomas (2)	Oct. 21, 2023 by Boston College, Elijah Jones (2)
2+ Fumble Recoveries	Oct. 5, 2018 at Louisville, Charlie Thomas (2)	Nov. 21, 2019 by NC State, Larrell Murchison (2)
2+ Forced Fumbles	Nov. 18, 2023 vs. Syracuse, Paul Moala (2)	Nov. 20, 2021 by No. 6 Notre Dame, Isaiah Foskey (2)

TWO PLAYERS


	GEORGIA TECH	OPPONENT
2 100-yard Rushers	Nov. 28, 2020 vs. Duke Jeff Sims (108) and Jordan Mason (105)	Oct. 21, 2023 by Boston College Kye Robichaux (165) and Thomas Castellanos (128)
2 100-yard Receivers	Sept. 10, 2005 vs. North Carolina Damarius Bilbo (131) and Calvin Johnson (114)	Dec. 22, 2023 by UCF RJ Harvey (120) and Javon Baker (173)
100-yard Rusher & Receiver	Sept. 8, 2018 TaQuon Marshall (113) and Clinton Lynch (111)	Oct. 29, 2022 by Florida State Trey Benson (111) and Johnny Wilson (111)
250 Comb. Yards Rushing	Oct. 28, 2023 vs. No. 17 North Carolina Dontae Smith and Haynes King (268)	Oct. 21, 2023 by Boston College Kye Robichaux and Thomas Castellanos (290)
250 Comb. Yards Receiving	Jan. 1, 2007 vs. West Virginia Calvin Johnson and James Johnson (254)	Oct. 23, 2021 by Virginia Dontayvion Wicks and Keytaon Thompson (257)
20 Comb. Receptions	Nov. 10, 2001 at Virginia Will Glover and Kerry Watkins (21)	Oct. 26, 2013 by Virginia Darius Jennings and Tim Smith (23)





NO. 10 FLORIDA STATE 21

0-1, 0-1



GEORGIA TECH 24

1-0, 1-0

Game 1 • Aug. 24, 2024 • Dublin, Ireland • Aviva Stadium (47,000)

SCORING SUMMARY

	1	2	3	4	F
Florida State	8	6	0	7	21
Georgia Tech	7	7	0	10	24

1st 10:58	FSU	L. Toafili 28 yd rush (B.Courtney rush), 7-75, 04:02	FSU 8 - GT 0
7:26	GT	Z. Pyron 1 yd rush (A.Birr kick), 6-79, 03:24	FSU 8 - GT 7
2nd 11:06	FSU	R.Fitzgerald 52 yd FG, 8-41, 05:11	FSU 11 - GT 7
3:13	GT	J.Haynes 1 yd rush (A.Birr kick), 14-75, 07:53	FSU 11 - GT 14
0:00	FSU	R.Fitzgerald 59 yd FG, 9-34, 03:13	FSU 14 - GT 14
4th 14:57	GT	J.Haynes 2 yd rush (A.Birr kick), 11-89, 06:22	FSU 14 - GT 21
6:33	FSU	R.Williams 1 yd rush (R.Fitzgerald kick), 15-84, 08:18	FSU 21 - GT 21
0:00	GT	A.Birr 44 yd FG, 12-49, 06:33	FSU 21 - GT 24

TEAM STATISTICS

	FSU	GT
First Downs.....	20	18
Rushes-Yards.....	31-98	36-190
Passing Yards.....	193	146
Pass Comp-Att-Int.....	19-27-0	11-16-0
Total Offense.....	291	336
Fumbles-Lost.....	0-0	2-0
Penalties-Yards.....	1-10	3-35
Punts-Yards (Avg./Net).....	2-86 (43.0/33.0)	2-93 (46.5/45)
Kickoffs-Yards (Avg./Net).....	4-259 (64.8/41.0)	4-260 (65.0/42.2)
Punt Returns (No.-Yds.-TD).....	1-3-0	1-0-0
Kickoff Returns (No.-Yds.-TD).....	1-16-0	1-20-0
Interceptions (No.-Yds.-TD).....	0-0-0	0-0-0
Fumble Returns (No.-Yds.-TD).....	0-0-0	0-0-0
Time of Possession.....	30:39	29:21
Third-Down Conversions.....	5-of-12	5-of-9
Fourth-Down Conversions.....	2-of-3	0-of-0
Red-Zone Scores-Chances.....	1-1	3-3
Sacks By (No.-Yds.).....	0-0	1-4
Field Goals.....	2-2	1-2
Points Off Turnovers.....	0	0

INDIVIDUAL STATISTICS

RUSHING: FSU — Roydell Williams 12-38; Lawrance Toafili 8-32; Jaylin Lucas 2-13; Cazia Holmes 2-8; DJ Ulagalelei 6-7; Kam Davis 1-0
 GT — Jamal Haynes 11-75; Haynes King 14-64; Chad Alexander 7-41; Eric Singleton Jr. 1-10; Malik Rutherford 1-9; Zach Pyron 1-1

PASSING: FSU — DJ Ulagalelei 19-27-0, 193
 GT — Haynes King 11-16-0, 146

RECEIVING: FSU — Ja'Khi Douglas 4-55; Malik Benson 4-39; Roydell Williams 3-32; Lawrance Toafili 3-25; Jalen Brown 2-11; Kentron Poitier 1-15; Kyle Morlock 1-12; Jaylin Lucas 1-5
 GT — Malik Rutherford 4-66; Chase Lane 2-31; Eric Singleton Jr. 2-19; Jamal Haynes 2-16; Avery Boyd 1-14


INTERCEPTIONS: FSU — None
 GT — None

FUMBLE RECOVERIES: FSU — None
 GT — None

FORCED FUMBLES: FSU — None
 GT — None


TACKLES FOR LOSS: FSU — Shyheim Brown 1.0-10; DJ Lundy 1.0-2; Daniel Jones/Blake Nichelson 1.0-3
 GT — Kevin Harris II 1.0-4; Ahmari Harvey 1.0-3; Romello Height 1.0-3; Tah J Butler 1.0-3; LaMiles Brooks 1.0-1; Taye Seymore 1.0-1; Kyle Efford/Clayton Powell-Lee 1.0-1

SACKS: FSU — None
 GT — Kevin Harris II 1.0-4



GEORGIA STATE 12

0-1, 0-0



GEORGIA TECH 35

2-0, 1-0

Game 2 • Aug. 31, 2024 • Atlanta, Ga. • Bobby Dodd Stadium (40,113)

SCORING SUMMARY

	1	2	3	4	F
Georgia State	0	3	9	0	12
Georgia Tech	7	7	14	7	35

1st 3:01	GT	J.Haynes 1 yd rush (A.Birr kick), 6-20, 02:34	GSU 0 - GT 7
2nd 3:49	GSU	L. Rickman 21 yd FG, 16-87, 08:24	GSU 3 - GT 7
0:04	GT	H. King 2 yd rush (A.Birr kick), 11-75, 03:45	GSU 3 - GT 14
3rd 13:01	GT	E. Singleton Jr 35 yd rush (A. Birr kick), 4-65, 01:59	GSU 3 - GT 21
11:19	GT	M. Rutherford 52 yd pass from H. King (A. Birr kick), 1-52, 0:08	GSU 3 - GT 28
9:52	GSU	L.Rickman 47 yd FG, 6-45, 01:27	GSU 6 - GT 28
3:42	GSU	D.Fleming 24 yd pass from C.Veillex (2 PT failed), 9-68, 04:08	GSU 12 - GT 28
4th 14:14	GT	A.Boyd 22 yd pass from H.King (A.Birr kick), 9-75, 04:28	GSU 12 - GT 35

TEAM STATISTICS

	GSU	GT
First Downs.....	19	22
Rushes-Yards.....	29-150	34-225
Passing Yards.....	210	274
Pass Comp-Att-Int.....	19-34-0	25-30-1
Total Offense.....	360	499
Fumbles-Lost.....	1-1	0-0
Penalties-Yards.....	4-40	8-72
Punts-Yards (Avg./Net).....	3-138 (46/38.7)	3-123 (41/41)
Kickoffs-Yards (Avg./Net).....	4-255 (63.8/37.5)	6-385 (64.2/39.5)
Punt Returns (No.-Yds.-TD).....	1-0-0	2-22-0
Kickoff Returns (No.-Yds.-TD).....	2-48-0	0-0-0
Interceptions (No.-Yds.-TD).....	1-0-0	0-0-0
Fumble Returns (No.-Yds.-TD).....	0-0-0	1-0-0
Time of Possession.....	29:58	30:02
Third-Down Conversions.....	3-of-12	4-of-9
Fourth-Down Conversions.....	2-of-4	2-of-2
Red-Zone Scores-Chances.....	1-3	3-3
Sacks By (No.-Yds.).....	0-0	0-0
Field Goals.....	1-1	0-0
Points Off Turnovers.....	6	7

INDIVIDUAL STATISTICS

RUSHING: GSU — Freddie Brock 10-61; Sy'veon Wilkerson 8-43; Michel Dukes 3-25; Christian Veilleux 3-22; Jordan Ford 2-3; Tailique Williams 1--1; TEAM 2--3
 GT — Jamal Haynes 17-84; Anthony Carrie 4-41; Eric Singleton Jr. 1-35; Haynes King 5-27; Chad Alexander 5-23; Zach Pyron 2-11

PASSING: GSU — Christian Veilleux 19-34-0, 210, 1 TD
 GT — Haynes King 24-29-1, 275, 2 TDs; Zach Pyron 1-1-0 -1

RECEIVING: GSU — Tailique Williams 5-47; Dorian Fleming 4-68, 1 TD; Ted Hurst 2-26; DJ Riles 2-16; Petey Tucker 2-15; Michel Dukes 2-10; Freddie Brock 1-15; Ja'Cyais Credle 1-13
 GT — Malik Rutherford 7-131, 1 TD; Eric Singleton Jr. 4-43; Avery Boyd 4-27, 1 TD; Chase Lane 2-25; Jamal Haynes 2-12; Ryland Goede 1-16; Jackson Hawes 1-10; Bailey Stockton 1-9; Josh Beetham 1-6; Christian Leary 1-2; Anthony Carrie 1--1.



INTERCEPTIONS: GSU — Kenyatta Watson (1)
 GT — None.

FUMBLE RECOVERIES: GSU — None
 GT — Zeek Biggers (1)

FORCED FUMBLES: GSU — None
 GT — None.

TACKLES FOR LOSS: GSU — Justin Abraham 1.0-1; Jyron Gilmore 1.0-3; Cam Williams 1.0-1; K.D. McDaniel 0.5-3; Gavin Pringle 0.5-3; Dorian Royal 0.5-2; Kevin Swint 0.5-2
 GT — Trenilyas Tatum 2.5-8; Rodney Shelley 2.0-2; LaMiles Brooks 1.0-2; Kyle Efford 1.0-1; Romello Height 0.5-1; Sylvain Youndjouen 0.5-1; Jordan van den Berg 0.5-0

SACKS: GSU — None
 GT — None.

	NO. 23 GEORGIA TECH	28
	2-1, 1-1	
	SYRACUSE	31
	2-0, 1-0	

Game 3 • Sept. 7, 2024 • Syracuse, N.Y. • JMA Wireless Dome (39,550)

SCORING SUMMARY

	1	2	3	4	F
Georgia Tech	7	7	0	14	28
Syracuse	7	14	3	7	31



1st	12:21	SYR	T.Pena 11 yd pass from K.McCord (B.Denaburg kick), 7-75, 2:39	GT 0 - SYR 7
	7:52	GT	H.King 21 yd rush (A.Birr kick), 10-75, 04:29	GT 7 - SYR 7
2nd	12:27	SYR	T.Pena 11 yd pass from K.McCord (B.Denaburg kick), 7-70, 3:18	GT 7 - SYR 14
	6:19	SYR	O.Gadsden II 20 yd pass from K.McCord (B.Denaburg kick) 9-89, 4:18	GT 7 - SYR 21
	4:39	GT	H.King 26 yd rush (A.Birr kick), 4-75, 1:40	GT 14 - SYR 21
3rd	6:51	SYR	B.Denaburg 33 yd FG, 15-65, 6:55	GT 14 - SYR 24
4th	8:39	SYR	O.Gadsden II 17 yd pass from K.McCord (B.Denaburg kick), 7-32, 4:01	GT 14 - SYR 31
	5:08	GT	C.Lane 4 yd pass from H.King (A.Birr kick), 12-75, 3:31	GT 21 - SYR 31
	2:31	GT	J.Haynes 15 yd rush (A.Birr kick), 9-56, 2:35	GT 28 - SYR 31

TEAM STATISTICS

	GT	SYR
First Downs.....	19	27
Rushes-Yards.....	24-112	32-134
Passing Yards.....	266	381
Pass Comp-Att-Int.....	29-40-0	32-46-0
Total Offense.....	378	515
Fumbles-Lost.....	0-0	0-0
Penalties-Yards.....	3-15	5-45
Punts-Yards (Avg./Net).....	4-193 (48.2/43.2)	2-38 (19/19)
Kickoffs-Yards (Avg./Net).....	4-260 (65/40)	6-373 (62.2/38.8)
Punt Returns (No.-Yds.-TD).....	0-0-0	1-0-0
Kickoff Returns (No.-Yds.-TD).....	1-15-0	0-0-0
Interceptions (No.-Yds.-TD).....	0-0-0	0-0-0
Fumble Returns (No.-Yds.-TD).....	0-0-0	0-0-0
Time of Possession.....	23:06	36:54
Third-Down Conversions.....	7-of-14	10-of-17
Fourth-Down Conversions.....	1-of-2	2-of-2
Red-Zone Scores-Chances.....	2-2	5-5
Sacks By (No.-Yds).....	1-5	0-0
Field Goals.....	0-1	1-2
Points Off Turnovers.....	0	0

INDIVIDUAL STATISTICS

RUSHING: GT — Haynes King 6-67; Jamal Haynes 11-35; Anthony Carrie 5-5; Eric Singleton Jr. 1-3; Zach Pyron 1-2
 SYR — LeQuint Allen 15-83; Will Nixon 9-38; Zeed Haynes 1-11; Kyle McCord 3-10; Trebor Pena 1-3
PASSING: GT — Haynes King 29-39-0, 266, 1 TD
 SYR — Kyle McCord 32-46-0, 4 TDs
RECEIVING: GT — Malik Rutherford 7-38; Eric Singleton Jr. 5-86; Jamal Haynes 5-26; Avery Boyd 4-56; Chase Lane 3-27; Bailey Stockton 2-17; Jackson Hawes 2-13; Anthony Carrie 1-3
 SYR — Oronde Gadsden II 6-93; Trebor Pena 5-88; Umari Hatcher 5-67; LeQuint Allen 5-47; Jackson Meeks 4-32; Zeed Haynes 4-27; Will Nixon 1-20; Dan Villari 1-7
INTERCEPTIONS: GT — None.
 SYR — None.
FUMBLE RECOVERIES: GT — None
 SYR — None.
FORCED FUMBLES: GT — None.
 SYR — None.
TACKLES FOR LOSS: GT — Kyle Efford 1.0-5; Syyeed Gibbs 1.0-3; Jordan van den Berg 1.0-2
 SYR — Fadil Diggs 2.0-4; Maraad Watson 0.5-1; Kevin Jobity Jr. 0.5-1
SACKS: FSU — None
 GT — Kyle Efford 1.0-5

	VMI	7
	0-3, 0-0	
	GEORGIA TECH	59
	3-1, 1-1	

Game 4 • Aug. 31, 2024 • Atlanta, Ga. • Bobby Dodd Stadium (31,729)

SCORING SUMMARY

	1	2	3	4	F
VMI	0	0	0	7	7
Georgia Tech	17	21	14	7	59

1st	7:39	A. Birr 28 yd FG, 8-50, 2:14	VMI 0 - GT 3
	4:52	M.Rutherford 35 yd pass from H.King (A.Birr kick), 2-50, 0:41	VMI 0 - GT 10
	0:08	Z.Pyron 1 yd rush (A.Birr kick), 7-73, 3:13	VMI 0 - GT 17
2nd	11:04	Z.Pyron 1 yd rush (A.Birr kick), 6-55, 3:41	VMI 0 - GT 24
	1:49	E.Singleton, Jr. 14 yd pass from H.King (A.Birr kick), 4-42, 1:10	VMI 0 - GT 31
	0:30	A.Boyd 33 yd pass from H.King (A.Birr kick), 5-73, 0:53	VMI 0 - GT 38
3rd	7:38	T.Maddox 3 yd rush (A.Birr kick), 5-60, 2:17	VMI 0 - GT 45
	1:32	L.Blackburn 24 yd pass from Z.Pyron (A.Birr kick), 3-40, 1:19	VMI 0 - GT 52
4th	6:37	E.Horne 2 yd pass from B.Hammonds (C.Beck kick), 10-75, 9:55	VMI 7 - GT 52
	4:29	A.Carrie 2 yd rush (A.Birr kick), 7-65, 2:05	VMI 7 - GT 59

TEAM STATISTICS

	VMI	GT
First Downs.....	5	30
Rushes-Yards.....	28-12	34-190
Passing Yards.....	92	382
Pass Comp-Att-Int.....	13-19-0	23-32-0
Total Offense.....	104	572
Fumbles-Lost.....	1-1	0-0
Penalties-Yards.....	5-50	6-47
Punts-Yards (Avg./Net).....	10-449 (44.9/38)	3-116 (38.7/38.7)
Kickoffs-Yards (Avg./Net).....	2-71 (35.5/27.5)	10-648 (64.8/41)
Punt Returns (No.-Yds.-TD).....	1-0-0	7-69-0
Kickoff Returns (No.-Yds.-TD).....	1-14-0	2-16-0
Interceptions (No.-Yds.-TD).....	0-0-0	0-0-0
Fumble Returns (No.-Yds.-TD).....	0-0-0	1-0-0
Time of Possession.....	30:16	29:44
Third-Down Conversions.....	1-of-13	3-of-8
Fourth-Down Conversions.....	1-of-1	1-of-1
Red-Zone Scores-Chances.....	1-1	6-6
Sacks By (No.-Yds).....	0-0	3-23
Field Goals.....	0-0	1-1
Points Off Turnovers.....	0	3

INDIVIDUAL STATISTICS

RUSHING: VMI — JoJo Crump 5-16; Brady Hammonds 1-14; Hunter Rice 7-10; Aslin Shipe 2-2; Asa Locks 1-2; Cade Cox 4-1; Destin Moore 1--1; Luke Schalow 3--4; TEAM 1--5; Chandler Wilson 3--23
 GT — Trelain Maddox 9-53, 1 TD; Anthony Carrie 4-37, 1 TD; Zach Pyron 4-25, 2 TDs; Jamal Haynes 7-19; Chad Alexander 4-18; Brody Rhodes 2-17; Eric Singleton Jr. 1-15; Daylon Gordon 2-5; Malik Rutherford 1-1
PASSING: VMI — Chandler Wilson 10-15-0, 51; Brady Hammonds 3-4-0, 41, 1 TD
 GT — Haynes King 17-22-0, 275, 3 TDs; Zach Pyron 3-5-0, 58, 1 TD; Aaron Philo 3-5-0, 49
RECEIVING: VMI — Ivan Thorpe 3-24; Hunter Rice 3-13; Ethen Horne 2-7, 1 TD; Owen Sweeney 1-34; Aslin Shipe 1-6; Julio DaSilva 1-5; Luke Schalow 1-2; Destin Moore 1-1
 GT — Eric Singleton Jr. 5-102, 1 TD; Malik Rutherford 4-50, 1 TD; Chase Lane 2-54; Avery Boyd 2-36, 1 TD; Christian Leary 2-25; Bailey Stockton 2-24; Chris Elko 1-41; Leo Blackburn 1-24, 1 TD; Jackson Hawes 1-13; Luke Harpring 1-7; Jamal Haynes 1-5; Abdul Janneh 1-2
INTERCEPTIONS: VMI — None
 GT — None.
FUMBLE RECOVERIES: VMI — None
 GT — Clayton Powell-Lee (1)
FORCED FUMBLES: VMI — None
 GT — Ahmari Harvey (1)
TACKLES FOR LOSS: VMI — Dorien Starnes 1.0-7; Noel Innocent 1.0-4; Isaiah Grevious 1.0-1
 GT — Trenilyas Tatum 2.0-10; Sylvain Yondjouen 1.0-9; Tah'J Butler 1.0-5; Josh Robinson 1.0-5; Taye Seymore 1.0-3; Kyle Efford 1.0-3; Syyeed Gibbs 1.0-1; Jordan van den Berg 0.5-1; Romello Height 0.5-1; Kevin Harris 0.5-1; Thomas Gore 0.5-0
SACKS: VMI — None
 GT — Trenilyas Tatum 1.0-9; Sylvain Yondjouen 1.0-9; Josh Robinson 1.0-5



2024-25 Georgia Tech Football
Game Results
All games

Team Results

	Date	Opponent		Score	Overall	Conf	Time	Attend
*	08/24/2024	vs Florida St.	W	24-21	1-0	1-0	3:00	47998
	08/31/2024	Georgia St.	W	35-12	2-0	1-0	3:12	40113
*	09/07/2024	at Syracuse	L	28-31	2-1	1-1	3:18	39550
	09/14/2024	VMI	W	59-7	3-1	1-1	3:03	31729



2024-25 Georgia Tech Football
Overall Team Statistics
All games

Team Statistics

	GATECH	OPP
Scoring	146	71
Points per game	36.5	17.8
Points Off Turnovers	10	6
First Downs	89	71
Rushing	40	25
Passing	45	41
Penalty	4	5
Rushing Yardage	717	394
Yards gained rushing	769	482
Yards lost rushing	52	88
Rushing attempts	128	120
Average per rush	5.6	3.3
Average per game	179.3	98.5
TDs Rushing	13	2
Passing Yardage	1068	876
Comp-Att-Int	88-118-1	83-126-0
Average per pass	9.1	7.0
Average per catch	12.1	10.6
Average per game	267.0	219.0
TDs Passing	7	6
Total offense	1785	1270
Total plays	246	246
Average per play	7.3	5.2
Average per game	446.3	317.5
Kick returns: #-Yards	4-51	4-78
Punt returns: #-Yards	10-91	4-3
Int returns: #-Yards	0-0	1-0
Kick return average	12.8	19.5
Punt return average	9.1	0.8
Int return average	0.0	0.0
Fumbles-Lost	3-0	2-2
Penalties-Yards	20-169	15-145
Average per game	42.3	36.3
Punts-Yards	12-525	17-711
Average per punt	43.8	41.8
Net punt average	41.8	35.3
Kickoffs-Yards	24-1553	16-958
Average per kick	64.7	59.9
Net kick average	40.7	37.6
Time of possession / game	26:26	30:42
3rd-down conversion	19/39	19/54
3rd-down pct	49%	35%
4rd-down conversion	4/5	7/10



2024-25 Georgia Tech Football
Overall Team Statistics
All games

	GATECH	OPP
4rd-down pct	80%	70%
Sacks by-Yards	5-32	0-0
Misc Yards	0	0
Touchdowns scored	20	8
Field goals - attempts	2-4	5-6
On-Side kicks	1-1	0-0
Red-zone scores	(14-14) 100%	(8-10) 80%
Red-zone touchdowns	(13-14) 93%	(6-10) 60%
PAT-attempts	(20-20) 100%	(6-6) 100%
2-point conversion-attempts	(0-0) 0%	(1-2) 50%
Attendance	71842	39550
Games / Avg per game	2/35921	1/39550
Neutral site games	-	1/47998

Score by Periods

Team	1st	2nd	3rd	4th	OT	TOT
Georgia Tech	38	42	28	38	0	146
Opponents	15	23	12	21	0	71



2024-25 Georgia Tech Football
Individual Statistics
All games

Rushing

Player	gp	att	gain	loss	net	avg	td	lg	avg/g
Jamal Haynes	4	46	236	23	213	4.6	4	36	53.3
Haynes King	4	25	172	14	158	6.3	3	28	39.5
Anthony Carrie	3	13	87	4	83	6.4	1	30	27.7
Chad Alexander	3	16	83	1	82	5.1	0	16	27.3
Eric Singleton, Jr.	4	4	63	0	63	15.8	1	35	15.8
Trelain Maddox	1	9	53	0	53	5.9	1	14	53.0
Zach Pyron	4	8	43	0	43	5.4	3	12	10.8
Brody Rhodes	1	2	17	0	17	8.5	0	9	17.0
Malik Rutherford	4	2	10	0	10	5.0	0	9	2.5
Daylon Gordon	4	2	5	0	5	2.5	0	3	1.3
Team	4	1	0	10	-10	-10.0	0	0	-2.5
Total	4	128	769	52	717	5.6	13	36	179.3
Opponents	4	120	482	88	394	3.3	2	41	98.5

Passing

Player	gp	effic	comp-att-int	pct	yds	td	lg	avg/g
Haynes King	4	169.4	81-106-1	76.4	962	6	52	240.5
Zach Pyron	4	201.5	4-6-0	66.7	57	1	24	14.3
Aaron Philo	1	142.3	3-5-0	60.0	49	0	41	49.0
Team	4	0.0	0-1-0	0.0	0	0	0	0.0
Total	4	168.5	88-118-1	74.6	1068	7	52	267.0
Opponents	4	140.0	83-126-0	65.9	876	6	34	219.0

Receiving

Player	gp	no.	yds	avg	td	lg	avg/g
Malik Rutherford	4	22	285	13.0	2	52	71.3
Eric Singleton, Jr.	4	16	250	15.6	1	50	62.5
Avery Boyd	4	11	133	12.1	2	33	33.3
Jamal Haynes	4	10	53	5.3	0	16	13.3
Chase Lane	4	9	137	15.2	1	32	34.3
Bailey Stockton	4	5	50	10.0	0	17	12.5
Jackson Hawes	4	4	36	9.0	0	13	9.0
Christian Leary	4	3	27	9.0	0	17	6.8
Anthony Carrie	3	2	2	1.0	0	3	0.7
Ryland Goede	4	1	16	16.0	0	16	4.0
Josh Beetham	4	1	6	6.0	0	6	1.5
Abdul Jannah	4	1	1	1.0	0	1	0.3
Leo Blackburn	4	1	24	24.0	1	24	6.0
Chris Elko	1	1	41	41.0	0	41	41.0
Luke Harpring	2	1	7	7.0	0	7	3.5
Total	4	88	1068	12.1	7	52	267.0
Opponents	4	83	876	10.6	6	34	219.0

Punt Returns

Player	no.	yds	avg	td	lg
Rodney Shelley	9	71	7.9	0	26
Bailey Stockton	1	20	20.0	0	20
Total	10	91	9.1	0	26
Opponents	4	3	0.8	0	3

Interceptions

Player	no.	yds	avg	td	lg
Total	0	0	0.0	0	0
Opponents	1	0	0.0	0	0

Kick Returns

Player	no.	yds	avg	td	lg
Ryland Goede	2	16	8.0	0	12
Christian Leary	2	35	17.5	0	20
Total	4	51	12.8	0	20
Opponents	4	78	19.5	0	30

Fumble Returns

Player	no.	yds	avg	td	lg
Zeek Biggers	1	0	0.0	0	0
Clayton Powell-Lee	1	0	0.0	0	0
Total	2	0	0.0	0	0
Opponents	0	0	0.0	0	0



2024-25 Georgia Tech Football
Individual Statistics
All games

Scoring

Player	td	fg	PAT						pts
			kick	rush	rcv	pass	dxp	saf	
Aidan Birr	-	2-4	20-20	-	-	-	-	-	26
Jamal Haynes	4	-	-	-	-	-	-	-	24
Haynes King	3	-	-	-	-	-	-	-	18
Zach Pyron	3	-	-	-	-	-	-	-	18
Avery Boyd	2	-	-	-	-	-	-	-	12
Malik Rutherford	2	-	-	-	-	-	-	-	12
Eric Singleton, Jr.	2	-	-	-	-	-	-	-	12
Chase Lane	1	-	-	-	-	-	-	-	6
Leo Blackburn	1	-	-	-	-	-	-	-	6
Trelain Maddox	1	-	-	-	-	-	-	-	6
Anthony Carrie	1	-	-	-	-	-	-	-	6
Total	20	2-4	20-20	0	0	0	0	0	146
Opponents	8	5-6	6-6	1	0	0	0	0	71

Total Offense

Player	g	plays	rush	pass	total	avg/g
Haynes King	4	131	158	962	1120	280.0
Jamal Haynes	4	46	213	0	213	53.3
Zach Pyron	4	14	43	57	100	25.0
Anthony Carrie	3	13	83	0	83	27.7
Chad Alexander	3	16	82	0	82	27.3
Eric Singleton, Jr.	4	4	63	0	63	15.8
Trelain Maddox	1	9	53	0	53	53.0
Aaron Philo	1	5	0	49	49	49.0
Brody Rhodes	1	2	17	0	17	17.0
Malik Rutherford	4	2	10	0	10	2.5
Daylon Gordon	4	2	5	0	5	1.3
Team	4	0	-10	0	-10	-2.5
Total	4	246	717	1068	1785	446.3
Opponents	4	246	394	876	1270	317.5

Field Goals

Player	fg	pct.	01-19	20-29	30-39	40-49	50-99	lg	blk
Aidan Birr	2-4	50.0	0-0	1-1	0-0	1-2	0-1	44	0
Opponents	5-6	83.3	0-0	1-1	1-1	1-2	2-2	59	1

Punting

Player	no.	yds	avg	lg	tb	fc	i20	50+	blk
David Shanahan	12	525	43.8	61	1	3	5	1	0
Total	12	525	43.8	61	1	3	5	1	0
Opponents	17	711	41.8	57	1	1	4	4	1

FG Sequence

Team Name	Georgia Tech	Opponents
Florida St.	51,(44)	(52),(59)
Syracuse	45	43,(33)
VMI	(28)	
Georgia St.		(21),(47)

Kickoffs

Player	no.	yds	avg	tb	ob	retn	net	ydl
Aidan Birr	24	1553	64.7	19	0			
Total	24	1553	64.7	19	0	4	40.7	24
Opponents	16	958	59.9	10	2	4	37.6	27

Numbers in (parentheses) indicate field goal was made



2024-25 Georgia Tech Football
Individual Statistics
All games

All Purpose

Player	g	rush	rcv	pr	kr	ir	total	avg/g
Eric Singleton, Jr.	4	63	250	0	0	0	313	78.3
Malik Rutherford	4	10	285	0	0	0	295	73.8
Jamal Haynes	4	213	53	0	0	0	266	66.5
Haynes King	4	158	0	0	0	0	158	39.5
Chase Lane	4	0	137	0	0	0	137	34.3
Avery Boyd	4	0	133	0	0	0	133	33.3
Anthony Carrie	3	83	2	0	0	0	85	28.3
Chad Alexander	3	82	0	0	0	0	82	27.3
Rodney Shelley	4	0	0	71	0	0	71	17.8
Bailey Stockton	4	0	50	20	0	0	70	17.5
Christian Leary	4	0	27	0	35	0	62	15.5
Trelain Maddox	1	53	0	0	0	0	53	53.0
Zach Pyron	4	43	0	0	0	0	43	10.8
Chris Elko	1	0	41	0	0	0	41	41.0
Jackson Hawes	4	0	36	0	0	0	36	9.0
Ryland Goede	4	0	16	0	16	0	32	8.0
Leo Blackburn	4	0	24	0	0	0	24	6.0
Brody Rhodes	1	17	0	0	0	0	17	17.0
Luke Harpring	2	0	7	0	0	0	7	3.5
Josh Beetham	4	0	6	0	0	0	6	1.5
Daylon Gordon	4	5	0	0	0	0	5	1.3
Abdul Janneh	4	0	1	0	0	0	1	0.3
Team	4	-10	0	0	0	0	-10	-2.5
Total	4	717	1068	91	51	0	1927	481.8
Opponents	4	394	876	3	78	0	1351	337.8



2024-25 Georgia Tech Football
Overall Defense Statistics
All games

Team Defense

##	Player	gp	Tackles				tfl/yds	Sacks no-yds	Pass defense			Fumbles		blkd	
			ua	a	tot	no-yds			int-yds	brup	qbh	fr-yds	ff	kick	saf
44	Kyle Efford	4	12	20	32	3.5-10	1-5	
3	Ahmari Harvey	4	17	5	22	1-3	.	.	1	.	.	1	.	.	
7	Taye Seymore	4	8	9	17	2-4	
9	Romello Height	4	5	10	15	2-5	.	.	.	1	
0	Trenilyas Tatum	4	10	5	15	4.5-18	1-9	.	1	
5	Clayton Powell-Lee	4	7	7	14	0.5-1	.	.	1	.	1-0	.	.	.	
21	Omar Daniels	4	12	2	14	.	.	.	1	
1	LaMiles Brooks	4	8	5	13	2-3	.	.	1	
4	Warren Burrell	4	11	1	12	.	.	.	3	
27	Josh Robinson	4	5	7	12	1-5	1-5	
15	Tah'j Butler	4	6	2	8	2-8	
88	Zeek Biggers	4	3	4	7	.	.	.	1	.	1-0	.	1	.	
32	Sylvain Yondjouen	4	4	3	7	1.5-10	1-9	.	.	1	
99	Jordan van den Berg	4	3	4	7	2-3	
11	Kevin Harris	4	6	1	7	1.5-5	1-4	.	.	1	
6	Rodney Shelley	4	5	1	6	2-2	.	.	2	
16	Syeed Gibbs	2	3	2	5	2-4	
23	Zachary Tobe	4	5	.	5	.	.	.	2	
17	Jackson Hamilton	4	3	.	3	
59	Thomas Gore	4	.	3	3	0.5-0	
90	Jordan Boyd	2	1	2	3	
2	E.J. Lightsey	2	2	.	2	
8	Makius Scott	3	.	2	2	
28	Austin Dean	4	2	.	2	
21	Daylon Gordon	4	1	.	1	
20	Christian Pritchett	2	.	1	1	
98	Amontrae Bradford	3	1	.	1	1	.	
Totals		4	140	96	236	28-81	5-32	0-0	13	3	2-0	1	2	0	
Opponents		4	144	80	224	14-50	0-0	1-0	11	6	0-0	1	0	0	



2024-25 Georgia Tech Football
Passing Game-by-Game
All games

#5 Zach Pyron	Comp	Att	Int	Pct	Yards	TD	Long	Sacked	Effic.
Georgia St.	1	1	0	100.0	-1	0	0	0-0	91.6
VMI	3	5	0	60.0	58	1	24	0-0	223.4
Totals	4	6	0	66.7	57	1	24	0-0	201.5

#10 Haynes King	Comp	Att	Int	Pct	Yards	TD	Long	Sacked	Effic.
Florida St.	11	16	0	68.8	146	0	42	0-0	145.4
Georgia St.	24	29	1	82.8	275	2	52	0-0	178.3
Syracuse	29	39	0	74.4	266	1	45	0-0	140.1
VMI	17	22	0	77.3	275	3	50	0-0	227.3
Totals	81	106	1	76.4	962	6	52	0-0	169.4

#12 Aaron Philo	Comp	Att	Int	Pct	Yards	TD	Long	Sacked	Effic.
VMI	3	5	0	60.0	49	0	41	0-0	142.3
Totals	3	5	0	60.0	49	0	41	0-0	142.3



2024-25 Georgia Tech Football
Rushing/Receiving Game-by-Game
All games

Rushing

Player	No-Yds/TD	FSU	GSU	SU	VMI
Jamal Haynes	46-213/4	11-75/2	17-84/1	11-35/1	7-19/0
Haynes King	25-158/3	14-64/0	5-27/1	6-67/2	-
Chad Alexander	16-82/0	7-41/0	5-23/0	DNP	4-18/0
Anthony Carrie	13-83/1	DNP	4-41/0	5-5/0	4-37/1
Trelain Maddox	9-53/1	DNP	DNP	DNP	9-53/1
Zach Pyron	8-43/3	1-1/1	2-15/0	1-2/0	4-25/2
Eric Singleton, Jr.	4-63/1	1-10/0	1-35/1	1-3/0	1-15/0
Brody Rhodes	2-17/0	DNP	DNP	DNP	2-17/0
Malik Rutherford	2-10/0	1-9/0	-	-	1-1/0
Daylon Gordon	2-5/0	-	-	-	2-5/0

Receiving

Player	No-Yds/TD	FSU	GSU	SU	VMI
Malik Rutherford	22-285/2	4-66/0	7-131/1	7-38/0	4-50/1
Eric Singleton, Jr.	16-250/1	2-19/0	4-43/0	5-86/0	5-102/1
Avery Boyd	11-133/2	1-14/0	4-27/1	4-56/0	2-36/1
Jamal Haynes	10-53/0	2-16/0	2-6/0	5-26/0	1-5/0
Chase Lane	9-137/1	2-31/0	2-25/0	3-27/1	2-54/0
Bailey Stockton	5-50/0	-	1-9/0	2-17/0	2-24/0
Jackson Hawes	4-36/0	-	1-10/0	2-13/0	1-13/0
Christian Leary	3-27/0	-	1-2/0	-	2-25/0
Anthony Carrie	2-2/0	DNP	1--1/0	1-3/0	-
Chris Elko	1-41/0	DNP	DNP	DNP	1-41/0
Leo Blackburn	1-24/1	-	-	-	1-24/1
Ryland Goede	1-16/0	-	1-16/0	-	-
Luke Harpring	1-7/0	DNP	DNP	-	1-7/0
Josh Beetham	1-6/0	-	1-6/0	-	-
Abdul Janneh	1-1/0	-	-	-	1-1/0



2024-25 Georgia Tech Football
Total Tackles Game-by-Game
All games

Total Tackles

Player	S-A	Total	FSU	GSU	SU	VMI
Kyle Efford	12-20	32	1-9	5-8	5-1	1-2
Ahmari Harvey	17-5	22	6-2	3-0	5-3	3-0
Taye Seymore	8-9	17	1-0	1-1	6-4	0-4
Trenilyas Tatum	10-5	15	3-3	2-1	3-1	2-0
Romello Height	5-10	15	2-1	1-3	2-2	0-4
Omar Daniels	12-2	14	4-0	2-0	4-1	2-1
Clayton Powell-Lee	7-7	14	3-1	3-4	1-2	-
LaMiles Brooks	8-5	13	3-4	4-0	1-1	-
Warren Burrell	11-1	12	-	5-1	5-0	1-0
Josh Robinson	5-7	12	1-3	1-1	1-2	2-1
Tah'j Butler	6-2	8	1-1	1-0	-	4-1
Kevin Harris	6-1	7	2-0	-	2-0	2-1
Sylvain Yondjouen	4-3	7	1-0	1-2	1-1	1-0
Zeek Biggers	3-4	7	1-2	1-0	1-1	0-1
Jordan van den Berg	3-4	7	-	0-2	1-0	2-2
Rodney Shelley	5-1	6	1-1	3-0	1-0	-
Zachary Tobe	5-0	5	2-0	-	-	3-0
Syeed Gibbs	3-2	5	DNP	DNP	1-1	2-1
Jackson Hamilton	3-0	3	-	-	2-0	1-0
Jordan Boyd	1-2	3	DNP	DNP	-	1-2
Thomas Gore	0-3	3	-	0-1	0-1	0-1
E.J. Lightsey	2-0	2	1-0	1-0	DNP	DNP
Austin Dean	2-0	2	1-0	1-0	-	-
Makius Scott	0-2	2	0-1	-	0-1	DNP
Daylon Gordon	1-0	1	1-0	-	-	-
Amontrae Bradford	1-0	1	DNP	-	-	1-0
Christian Pritchett	0-1	1	DNP	DNP	-	0-1



2024-25 Georgia Tech Football
Team Game-by-Game
All games

Date	Opponent	Rushing				Receiving				Passing				Kick Returns				Punt Returns				tot off		
		no.	yds	td	lg	no.	yds	td	lg	cmp	att	int	yds	td	lg	no.	yds	td	lg	no.	yds		td	lg
08/24/2024	vs Florida St.	36	190	3	36	11	146	0	42	11	16	0	146	0	42	1	20	0	20	1	0	0	0	336
08/31/2024	Georgia St.	34	225	3	35	25	274	2	52	25	30	1	274	2	52	0	0	0	0	2	22	0	15	499
09/07/2024	at Syracuse	24	112	3	26	29	266	1	45	29	40	0	266	1	45	1	15	0	15	0	0	0	0	378
09/14/2024	VMI	34	190	4	29	23	382	4	50	23	32	0	382	4	50	2	16	0	12	7	69	0	26	572
Georgia Tech		128	717	13	36	88	1068	7	52	88	118	1	1068	7	52	4	51	0	20	10	91	0	26	1785
Opponents		120	394	2	41	83	876	6	34	83	126	0	876	6	34	4	78	0	30	4	3	0	3	1270

Georgia Tech Averages

Games	Avg/ rush	Avg/ catch	Pass effc	KR avg	PR avg	All purpose avg/game	Total offense avg/game
4	5.6	12.1	168.5	12.8	9.1	481.8	446.3

Date	Opponent	Tackles				Sacks	Fumble	Pass Defense			blkd	PAT attempts			off			
		ua	a	total	tfl-yds	no-yds	ff	fr-yds	int-yds	qbh	brup	kick	kick	rush	rcv	saf	t/o	pts
08/24/2024	vs Florida St.	35	28	63	7.0-17	1-4	0	0-0	0-0	1	1	0	3-3	0	0	0	0	24
08/31/2024	Georgia St.	35	24	59	8.0-15	0-0	0	1-0	0-0	1	4	0	5-5	0	0	0	7	35
09/07/2024	at Syracuse	42	22	64	3.0-10	1-5	0	0-0	0-0	1	6	2	4-4	0	0	0	0	28
09/14/2024	VMI	28	22	50	10.0-39	3-23	1	1-0	0-0	0	2	0	8-8	0	0	0	3	59
Georgia Tech		140	96	236	28.0-81	5-32	1	2-0	0-0	3	13	2	20-20	0	0	0	10	146
Opponents		144	80	224	14.0-50	0-0	1	0-0	1-0	6	11	0	6-6	1	0	0	6	71

Date	Opponent	Punting								Field Goals			Kickoffs					
		no.	yds	avg	long	blkd	tb	fc	50+	i20	md-att	long	blkd	no.	yds	avg	tb	ob
08/24/2024	vs Florida St.	2	93	46.5	49	0	0	0	0	0	1-2	44	0	4	260	65.0	3	0
08/31/2024	Georgia St.	3	123	41.0	47	0	0	2	0	1	0-0	0	0	6	385	64.2	4	0
09/07/2024	at Syracuse	4	193	48.3	61	0	1	1	1	2	0-1	0	0	4	260	65.0	4	0
09/14/2024	VMI	3	116	38.7	41	0	0	0	0	2	1-1	28	0	10	648	64.8	8	0
Georgia Tech		12	525	43.8	61	0	1	3	1	5	2-4	44	0	24	1553	64.7	19	0
Opponents		17	711	41.8	57	1	1	1	4	4	5-6	59	1	16	958	59.9	10	2



2024-25 Georgia Tech Football
Opponents Game-by-Game
All games

Date	Opponent	Rushing				Receiving				Passing				Kick Returns				Punt Returns				tot off		
		no.	yds	td	lg	no.	yds	td	lg	cmp	att	int	yds	td	lg	no.	yds	td	lg	no.	yds		td	lg
08/24/2024	vs Florida St.	31	98	2	28	19	193	0	21	19	27	0	193	0	21	1	16	0	16	1	3	0	3	291
08/31/2024	Georgia St.	29	150	0	41	19	210	1	28	19	34	0	210	1	28	2	48	0	30	1	0	0	0	360
09/07/2024	at Syracuse	32	134	0	24	32	381	4	32	32	46	0	381	4	32	0	0	0	0	1	0	0	0	515
09/14/2024	VMI	28	12	0	14	13	92	1	34	13	19	0	92	1	34	1	14	0	14	1	0	0	0	104
Opponents		120	394	2	41	83	876	6	34	83	126	0	876	6	34	4	78	0	30	4	3	0	3	1270
Georgia Tech		128	717	13	36	88	1068	7	52	88	118	1	1068	7	52	4	51	0	20	10	91	0	26	1785

Opponents Averages

Games	Avg/ rush	Avg/ catch	Pass effic	KR avg	PR avg	All purpose avg/game	Total offense avg/game
4	3.3	10.6	140.0	19.5	0.8	337.8	317.5

Date	Opponent	Tackles			Sacks	Fumble	Pass Defense			blkd	PAT attempts			off				
		ua	a	total	tfl-yds	no-yds	ff	fr-yds	int-yds	qbh	brup	kick	kick	rush	rcv	saf	t/o	pts
08/24/2024	vs Florida St.	35	20	55	3.0-18	0-0	0	0-0	0-0	1	1	0	1-1	1	0	0	0	21
08/31/2024	Georgia St.	41	20	61	5.0-15	0-0	0	0-0	1-0	1	4	0	0-0	0	0	0	6	12
09/07/2024	at Syracuse	30	22	52	3.0-5	0-0	0	0-0	0-0	3	3	0	4-4	0	0	0	31	
09/14/2024	VMI	38	18	56	3.0-12	0-0	1	0-0	0-0	1	3	0	1-1	0	0	0	7	
Opponents		144	80	224	14.0-50	0-0	1	0-0	1-0	6	11	0	6-6	1	0	0	6	71
Georgia Tech		140	96	236	28.0-81	5-32	1	2-0	0-0	3	13	2	20-20	0	0	0	10	146

Date	Opponent	Punting								Field Goals			Kickoffs					
		no.	yds	avg	long	blkd	tb	fc	50+	i20	md-att	long	blkd	no.	yds	avg	tb	ob
08/24/2024	vs Florida St.	2	86	43.0	44	0	1	0	0	1	2-2	59	0	4	259	64.8	3	0
08/31/2024	Georgia St.	3	138	46.0	55	0	0	0	1	1	2-2	47	0	4	255	63.8	3	1
09/07/2024	at Syracuse	2	38	19.0	38	1	0	0	0	1	1-2	33	1	6	373	62.2	4	1
09/14/2024	VMI	10	449	44.9	57	0	0	1	3	1	0-0	0	0	2	71	35.5	0	0
Opponents		17	711	41.8	57	1	1	1	4	4	5-6	59	1	16	958	59.9	10	2
Georgia Tech		12	525	43.8	61	0	1	3	1	5	2-4	44	0	24	1553	64.7	19	0



**2024-25 Georgia Tech Football
Team Game-by-Game Comparison
All games**

Opponent	Score	First Downs				Rushing Number-Yards	Passing		Total Offense Plays-Yards	Return Yards	Turn- Overs
		Total	Rush	Pass	Pen		Comp-Att.-Int	Yards			
Florida St.	24-21	18 / 20	12 / 6	6 / 12	0 / 2	36-190 / 31-98	11-16-0 / 19-27-0	146 / 193	52-336 / 58-291	20 / 19	0 / 0
Georgia St.	35-12	22 / 19	8 / 9	13 / 9	1 / 1	34-225 / 29-150	25-30-1 / 19-34-0	274 / 210	64-499 / 63-360	22 / 48	1 / 1
Syracuse	28-31	19 / 27	7 / 8	11 / 19	1 / 0	24-112 / 32-134	29-40-0 / 32-46-0	266 / 381	64-378 / 78-515	15 / 0	0 / 0
VMI	59-7	30 / 5	13 / 2	15 / 1	2 / 2	34-190 / 28-12	23-32-0 / 13-19-0	382 / 92	66-572 / 47-104	85 / 14	0 / 1
Totals	146-71	89 / 71	40 / 25	45 / 41	4 / 5	128-717 / 120-394	88-118-1 / 83-126-0	1068 / 876	246-1785 / 246-1270	142 / 81	1 / 2

Opponents	3rd Down Conversion	4th Down Conversion	Time of Possession	TOP Margin	Avg Yds/Rush	Avg Yds/Pass	Avg Yds/Play	Punting Number-Avg	Penalties Number-Yards	Sacks
Florida St.	5-9 / 5-12	0-0 / 2-3	29:21 / 30:39	-01:18	5.3 / 3.2	9.1 / 7.1	6.5 / 5.0	2-46.5 / 2-43.0	3-35.0 / 1-10.0	1 / 0
Georgia St.	4-9 / 3-12	2-2 / 2-4	30:02 / 29:58	00:04	6.6 / 5.2	9.1 / 6.2	7.8 / 5.7	3-41.0 / 3-46.0	8-72.0 / 4-40.0	0 / 0
Syracuse	7-13 / 10-17	1-2 / 2-2	21:37 / 36:54	-15:17	4.7 / 4.2	6.7 / 8.3	5.9 / 6.6	4-48.3 / 2-19.0	3-15.0 / 5-45.0	1 / 0
VMI	3-8 / 1-13	1-1 / 1-1	24:44 / 25:16	-00:32	5.6 / 0.4	11.9 / 4.8	8.7 / 2.2	3-38.7 / 10-44.9	6-47.0 / 5-50.0	3 / 0
Totals	19-39 / 19-54	4-5 / 7-10	105:44 / 122:47	-17:03	5.6 / 3.3	9.1 / 7.0	7.3 / 5.2	12-43.8 / 17-41.8	20-169.0 / 15-145.0	5 / 0

Note: Game totals are displayed in the format TEAM/OPPONENT for each category



2024-25 Georgia Tech Football
By Quarter Statistics
All games

3rd-Down Conversions

Date	Opponent	Score	Overall	1st Qtr	2nd Qtr	3rd Qtr	4th Qtr	Overtime
08/24/2024	vs Florida St.	W 24-21	5-9 55.6	0-1 0.0	2-2 100.0	1-3 33.3	2-3 66.7	0-0 0.0
08/31/2024	Georgia St.	W 35-12	4-9 44.4	1-3 33.3	1-3 33.3	1-1 100.0	1-2 50.0	0-0 0.0
09/07/2024	at Syracuse	L 28-31	7-13 53.8	2-3 66.7	1-3 33.3	0-2 0.0	4-5 80.0	0-0 0.0
09/14/2024	VMI	W 59-7	3-8 37.5	1-3 33.3	1-2 50.0	0-1 0.0	1-2 50.0	0-0 0.0
Georgia Tech			19-39 48.7	4-10 40.0	5-10 50.0	2-7 28.6	8-12 66.7	0-0 0.0
Opponents			19-54 35.2	3-12 25.0	5-14 35.7	8-17 47.1	3-11 27.3	0-0 0.0

4th-Down Conversions

Date	Opponent	Score	Overall	1st Qtr	2nd Qtr	3rd Qtr	4th Qtr	Overtime
08/24/2024	vs Florida St.	W 24-21	0-0 0.0	0-0 0.0	0-0 0.0	0-0 0.0	0-0 0.0	0-0 0.0
08/31/2024	Georgia St.	W 35-12	2-2 100.0	1-1 100.0	1-1 100.0	0-0 0.0	0-0 0.0	0-0 0.0
09/07/2024	at Syracuse	L 28-31	1-2 50.0	0-0 0.0	1-1 100.0	0-0 0.0	0-1 0.0	0-0 0.0
09/14/2024	VMI	W 59-7	1-1 100.0	0-0 0.0	0-0 0.0	0-0 0.0	1-1 100.0	0-0 0.0
Georgia Tech			4-5 80.0	1-1 100.0	2-2 100.0	0-0 0.0	1-2 50.0	0-0 0.0
Opponents			7-10 70.0	1-3 33.3	1-1 100.0	1-1 100.0	4-5 80.0	0-0 0.0

Time of Possession

Date	Opponent	Score	Overall	1st Qtr	2nd Qtr	3rd Qtr	4th Qtr	Overtime
08/24/2024	vs Florida St.	W 24-21	29:21	05:30	07:53	03:03	12:55	00:00
08/31/2024	Georgia St.	W 35-12	30:02	06:13	07:41	04:09	11:59	00:00
09/07/2024	at Syracuse	L 28-31	21:37	05:42	03:30	03:59	08:26	00:00
09/14/2024	VMI	W 59-7	24:44	07:20	07:41	05:06	04:37	00:00
Georgia Tech			Total	24:45	26:45	16:17	37:57	00:00
			Avg.	06:11	06:41	04:04	09:29	00:00
Opponents			Total	31:56	35:05	27:10	28:36	00:00
			Avg.	07:59	08:46	06:48	07:09	00:00



2024-25 Georgia Tech Football
Red-Zone Results
All games

Georgia Tech Inside Opponent Red-Zone

Date	Opponent	Score	Times	Times	Total	Rush			Pass	FGs	Failed to score inside RZ					
			In RZ	Scored	Pts	TDs	TDs	TDs	TDs	Made	FGA	Down	Int	Fumb	Half	Game
08/24/2024	vs Florida St.	W 24-21	3	3	21	3	3	0	0	0	0	0	0	0	0	0
08/31/2024	Georgia St.	W 35-12	3	3	21	3	2	1	0	0	0	0	0	0	0	0
09/07/2024	at Syracuse	L 28-31	2	2	14	2	1	1	0	0	0	0	0	0	0	0
09/14/2024	VMI	W 59-7	6	6	38	5	4	1	1	1	0	0	0	0	0	0
Totals 14 of 14 (100.0%)			14	14	94	13	10	3	1	1	0	0	0	0	0	0

Opponents Inside Georgia Tech Red-Zone

Date	Opponent	Score	Times	Times	Total	Rush			Pass	FGs	Failed to score inside RZ					
			In RZ	Scored	Pts	TDs	TDs	TDs	TDs	Made	FGA	Down	Int	Fumb	Half	Game
08/24/2024	Florida St.	W 24-21	1	1	7	1	1	0	0	0	0	0	0	0	0	0
08/31/2024	Georgia St.	W 35-12	3	1	3	0	0	0	1	1	2	0	0	0	0	0
09/07/2024	Syracuse	L 28-31	5	5	31	4	0	4	1	1	0	0	0	0	0	0
09/14/2024	VMI	W 59-7	1	1	7	1	0	1	0	0	0	0	0	0	0	0
Totals 8 of 10 (80.0%)			10	8	48	6	1	5	2	2	2	0	0	0	0	0



2024-25 Georgia Tech Football
Team Game Highs
All games

Georgia Tech - Game Highs

RUSHES	36	vs Florida St. (N) (08/24/2024)
YARDS RUSHING	225	Georgia St. (08/31/2024)
YARDS PER RUSH	6.6	Georgia St. (08/31/2024)
TD RUSHES	4	VMI (09/14/2024)
PASS ATTEMPTS	40	at Syracuse (09/07/2024)
PASS COMPLETIONS	29	at Syracuse (09/07/2024)
YARDS PASSING	382	VMI (09/14/2024)
YARDS PER PASS	11.9	VMI (09/14/2024)
TD PASSES	4	VMI (09/14/2024)
TOTAL PLAYS	66	VMI (09/14/2024)
TOTAL OFFENSE	572	VMI (09/14/2024)
YARDS PER PLAY	8.7	VMI (09/14/2024)
POINTS	59	VMI (09/14/2024)
SACKS BY	3	VMI (09/14/2024)
FIRST DOWNS	30	VMI (09/14/2024)
PENALTIES	8	Georgia St. (08/31/2024)
PENALTY YARDS	72	Georgia St. (08/31/2024)
TURNOVERS	1	Georgia St. (08/31/2024)
PUNTS	4	at Syracuse (09/07/2024)
PUNTING AVG	48.3	at Syracuse (09/07/2024)
LONG PUNT	61	at Syracuse (09/07/2024)
PUNTS INSIDE 20	2	VMI (09/14/2024)
	2	at Syracuse (09/07/2024)
LONG PUNT RETURN	26	VMI (09/14/2024)



**2024-25 Georgia Tech Football
Individual Game Highs
All games**

Georgia Tech - Individual Game Highs

RUSHES	17	Jamal Haynes vs Georgia St. (08/31/2024)
YARDS RUSHING	84	Jamal Haynes vs Georgia St. (08/31/2024)
TD RUSHES	2	Zach Pyron vs VMI (09/14/2024)
	2	Haynes King at Syracuse (09/07/2024)
	2	Jamal Haynes vs Florida St. (N) (08/24/2024)
LONG RUSH	36	Jamal Haynes vs Florida St. (N) (08/24/2024)
PASS ATTEMPTS	39	Haynes King at Syracuse (09/07/2024)
PASS COMPLETIONS	29	Haynes King at Syracuse (09/07/2024)
YARDS PASSING	275	Haynes King vs VMI (09/14/2024)
	275	Haynes King vs Georgia St. (08/31/2024)
TD PASSES	3	Haynes King vs VMI (09/14/2024)
LONG PASS	52	Haynes King vs Georgia St. (08/31/2024)
RECEPTIONS	7	Malik Rutherford at Syracuse (09/07/2024)
	7	Malik Rutherford vs Georgia St. (08/31/2024)
YARDS RECEIVING	131	Malik Rutherford vs Georgia St. (08/31/2024)
TD RECEPTIONS	1	Avery Boyd vs VMI (09/14/2024)
	1	Leo Blackburn vs VMI (09/14/2024)
	1	Malik Rutherford vs VMI (09/14/2024)
	1	Eric Singleton, Jr. vs VMI (09/14/2024)
	1	Chase Lane at Syracuse (09/07/2024)
	1	Avery Boyd vs Georgia St. (08/31/2024)
	1	Malik Rutherford vs Georgia St. (08/31/2024)
LONG RECEPTION	52	Malik Rutherford vs Georgia St. (08/31/2024)
PUNTS	4	David Shanahan at Syracuse (09/07/2024)
PUNTING AVG	48.3	David Shanahan at Syracuse (09/07/2024)
LONG PUNT	61	David Shanahan at Syracuse (09/07/2024)
PUNTS INSIDE 20	2	David Shanahan vs VMI (09/14/2024)
	2	David Shanahan at Syracuse (09/07/2024)
LONG PUNT RETURN	26	Rodney Shelley vs VMI (09/14/2024)
LONG KICKOFF RETURN	20	Christian Leary vs Florida St. (N) (08/24/2024)
TACKLES	13	Kyle Efford vs Georgia St. (08/31/2024)
SACKS	1	Sylvain Yondjouen vs VMI (09/14/2024)
	1	Josh Robinson vs VMI (09/14/2024)
	1	Trenilyas Tatum vs VMI (09/14/2024)
	1	Kyle Efford at Syracuse (09/07/2024)
	1	Kevin Harris vs Florida St. (N) (08/24/2024)
TACKLES FOR LOSS	2.5	Trenilyas Tatum vs Georgia St. (08/31/2024)



**2024-25 Georgia Tech Football
Opponent Match Highs
All games**

Opponent - Game Highs

RUSHES	32	at Syracuse (09/07/2024)
YARDS RUSHING	150	Georgia St. (08/31/2024)
YARDS PER RUSH	5.2	Georgia St. (08/31/2024)
TD RUSHES	2	vs Florida St. (N) (08/24/2024)
PASS ATTEMPTS	46	at Syracuse (09/07/2024)
PASS COMPLETIONS	32	at Syracuse (09/07/2024)
YARDS PASSING	381	at Syracuse (09/07/2024)
YARDS PER PASS	8.3	at Syracuse (09/07/2024)
TD PASSES	4	at Syracuse (09/07/2024)
TOTAL PLAYS	78	at Syracuse (09/07/2024)
TOTAL OFFENSE	515	at Syracuse (09/07/2024)
YARDS PER PLAY	6.6	at Syracuse (09/07/2024)
POINTS	31	at Syracuse (09/07/2024)
SACKS BY	0	VMI (09/14/2024)
	0	at Syracuse (09/07/2024)
	0	Georgia St. (08/31/2024)
	0	vs Florida St. (N) (08/24/2024)
FIRST DOWNS	27	at Syracuse (09/07/2024)
PENALTIES	5	VMI (09/14/2024)
	5	at Syracuse (09/07/2024)
PENALTY YARDS	50	VMI (09/14/2024)
TURNOVERS	1	VMI (09/14/2024)
	1	Georgia St. (08/31/2024)
PUNTS	10	VMI (09/14/2024)
PUNTING AVG	46.0	Georgia St. (08/31/2024)
LONG PUNT	57	VMI (09/14/2024)
PUNTS INSIDE 20	1	VMI (09/14/2024)
	1	at Syracuse (09/07/2024)
	1	Georgia St. (08/31/2024)
	1	vs Florida St. (N) (08/24/2024)
LONG PUNT RETURN	3	vs Florida St. (N) (08/24/2024)



**2024-25 Georgia Tech Football
Opponent Individual Match Highs
All games**

Opponent - Individual Game Highs

RUSHES	15	LeQuint Allen at Syracuse (09/07/2024)
YARDS RUSHING	83	LeQuint Allen at Syracuse (09/07/2024)
TD RUSHES	1	Lawrance Toafili vs Florida St. (N) (08/24/2024)
	1	Roydell Williams vs Florida St. (N) (08/24/2024)
LONG RUSH	41	Sy'veon Wilkerson vs Georgia St. (08/31/2024)
PASS ATTEMPTS	46	Kyle McCord at Syracuse (09/07/2024)
PASS COMPLETIONS	32	Kyle McCord at Syracuse (09/07/2024)
YARDS PASSING	381	Kyle McCord at Syracuse (09/07/2024)
TD PASSES	4	Kyle McCord at Syracuse (09/07/2024)
LONG PASS	34	Brady Hammonds vs VMI (09/14/2024)
RECEPTIONS	6	Trebor Pena at Syracuse (09/07/2024)
	6	Oronde Gadsden II at Syracuse (09/07/2024)
YARDS RECEIVING	93	Oronde Gadsden II at Syracuse (09/07/2024)
TD RECEPTIONS	2	Trebor Pena at Syracuse (09/07/2024)
	2	Oronde Gadsden II at Syracuse (09/07/2024)
LONG RECEPTION	34	Owen Sweeney vs VMI (09/14/2024)
FIELD GOALS	2	Liam Rickman vs Georgia St. (08/31/2024)
	2	Ryan Fitzgerald vs Florida St. (N) (08/24/2024)
LONG FIELD GOALS	59	Ryan Fitzgerald vs Florida St. (N) (08/24/2024)
PUNTS	10	Ben Shrewsbury vs VMI (09/14/2024)
PUNTING AVG	46.0	James Allen vs Georgia St. (08/31/2024)
LONG PUNT	57	Ben Shrewsbury vs VMI (09/14/2024)
PUNTS INSIDE 20	1	Ben Shrewsbury vs VMI (09/14/2024)
	1	Jack Stonehouse at Syracuse (09/07/2024)
	1	James Allen vs Georgia St. (08/31/2024)
	1	Alex Mastromanno vs Florida St. (N) (08/24/2024)
LONG PUNT RETURN	3	Malik Benson vs Florida St. (N) (08/24/2024)
LONG KICKOFF RETURN	30	Jordan Ford vs Georgia St. (08/31/2024)
TACKLES	13	Shyheim Brown vs Florida St. (N) (08/24/2024)
SACKS	none	
TACKLES FOR LOSS	2	Fadil Diggs at Syracuse (09/07/2024)
INTERCEPTIONS	1	Kenyatta Watson vs Georgia St. (08/31/2024)



**2024-25 Georgia Tech Football
Games Played
All games**

##	Player	GP-GS	FSU	GSU	SU	VMI
0	Christian Leary	4/0	XXX	XXX	XXX	XXX
0	Trenilyas Tatum	4/4	START	START	START	START
1	LaMiles Brooks	4/3	START	START	START	XXX
1	Leo Blackburn	4/0	XXX	XXX	XXX	XXX
2	E.J. Lightsey	2/0	XXX	XXX
2	Eric Singleton, Jr.	4/4	START	START	START	START
3	Ahmari Harvey	4/4	START	START	START	START
3	Trey Cooley	1/0	XXX
4	Warren Burrell	4/4	START	START	START	START
4	Abdul Janneh	4/0	XXX	XXX	XXX	XXX
5	Zach Pyron	4/0	XXX	XXX	XXX	XXX
5	Clayton Powell-Lee	4/4	START	START	START	START
6	Rodney Shelley	4/0	XXX	XXX	XXX	XXX
6	Anthony Carrie	3/0	...	XXX	XXX	XXX
7	Chase Lane	4/3	START	XXX	START	START
7	Taye Seymore	4/1	XXX	XXX	XXX	START
8	Makius Scott	3/3	START	START	START	...
8	Malik Rutherford	4/3	START	START	START	XXX
9	Avery Boyd	4/2	START	XXX	XXX	START
9	Romello Height	4/4	START	START	START	START
10	Haynes King	4/4	START	START	START	START
11	Kevin Harris	4/1	XXX	XXX	START	XXX
11	Jamal Haynes	4/4	START	START	START	START
12	Aaron Philo	1/0	XXX
13	Horace Lockett	0/0
13	Isiah Canion	1/0	XXX
14	Graham Knowles	0/0
14	Nehemiah Chandler	1/0	XXX
15	Luke Harpring	2/0	XXX	XXX
15	Tah'j Butler	4/0	XXX	XXX	XXX	XXX
16	Brody Rhodes	1/0	XXX
16	Syeed Gibbs	2/1	XXX	START
17	Josh Beetham	4/1	XXX	START	XXX	XXX
17	Jackson Hamilton	4/0	XXX	XXX	XXX	XXX
18	Zion Taylor	2/0	...	XXX	...	XXX
18	Troy Stevenson IV	0/0
20	Christian Pritchett	2/0	XXX	XXX
20	Ben Guthrie	0/0
21	Omar Daniels	4/2	START	START	XXX	XXX
21	Daylon Gordon	4/0	XXX	XXX	XXX	XXX
22	D.J. Moore	0/0
23	Zachary Tobe	4/0	XXX	XXX	XXX	XXX
24	Trent Davis	0/0
24	Jayden Davis	2/0	...	XXX	XXX	...
25	Cedric Franklin II	1/0	XXX
25	Nick Bliss	0/0
26	Ben Hollerbach	0/0
26	Evan Dickens	2/0	XXX	XXX
27	Josh Robinson	4/3	XXX	START	START	START
27	Chad Alexander	3/0	XXX	XXX	...	XXX
28	Austin Dean	4/0	XXX	XXX	XXX	XXX
28	Trelain Maddox	1/0	XXX
29	Nico Dowdell	1/0	XXX
29	Judson Petty	0/0
30	Lawson Pritchett	0/0
31	Jonorian Fouts	0/0
32	Sylvain Yondjouen	4/1	START	XXX	XXX	XXX
33	Aidan Birr	4/0	XXX	XXX	XXX	XXX
34	Myles Forristall	0/0
35	Jacob Cruz	3/0	XXX	XXX	...	XXX



**2024-25 Georgia Tech Football
Games Played
All games**

##	Player	GP-GS	FSU	GSU	SU	VMI
36	Kace Adams	0/0
37	Joseph Moseley	0/0
38	A.J. Cheeks	0/0
39	Will Kiker	0/0
39	James Whatley	0/0
40	Joshua Taylor	0/0
42	Luke Laughter	0/0
43	David Shanahan	4/0	XXX	XXX	XXX	XXX
44	Kyle Efford	4/4	START	START	START	START
45	Andrew Nelms	0/0
45	Bayler Duncan	0/0
46	Henry Freer	4/0	XXX	XXX	XXX	XXX
47	Joshua Ruder	0/0
48	Joseph Stoever	0/0
49	Ronnie Thomas	0/0
49	Chuma Okoye	0/0
50	Tana Alo-Tupuola	4/0	XXX	XXX	XXX	XXX
52	Harrison Moore	2/0	...	XXX	...	XXX
53	Jack Collins	0/0
54	Jordan Williams	4/4	START	START	START	START
54	Caleb Dozier	0/0
55	Corey Robinson II	4/0	XXX	XXX	XXX	XXX
56	Jacob Benjamin	0/0
57	Cade Adams	0/0
58	Brandon Best	4/0	XXX	XXX	XXX	XXX
59	Thomas Gore	4/0	XXX	XXX	XXX	XXX
59	Will Scissum	0/0
60	Nick Pearson	0/0
64	Ryan Purves	0/0
67	Joe Fusile	4/4	START	START	START	START
68	Bobby Campbell	0/0
70	Jameson Riggs	0/0
71	Jordan Brown	4/4	START	START	START	START
72	Weston Franklin	4/4	START	START	START	START
73	Patrick Screws, Jr.	0/0
74	Benjamin Galloway	4/0	XXX	XXX	XXX	XXX
76	Kai Greer	0/0
77	Keylan Rutledge	4/4	START	START	START	START
78	Ethan Mackenny	0/0
79	Jordan Floyd	0/0
80	Brett Seither	0/0
81	Trey Home	0/0
82	Jackson Long	0/0
83	Blake Ragsdale	0/0
84	David Prince	0/0
85	Jackson Hawes	4/3	XXX	START	START	START
86	Ryland Goede	4/0	XXX	XXX	XXX	XXX
87	Bailey Stockton	4/0	XXX	XXX	XXX	XXX
88	Zeek Biggers	4/4	START	START	START	START
89	Chris Elko	1/0	XXX
90	Jordan Boyd	2/0	XXX	XXX
91	Jaaymen Rochell	0/0
92	Ty Thompson	0/0
93	Drew Cohen	0/0
94	Uche Iloh	0/0
95	Jason Moore	4/0	XXX	XXX	XXX	XXX
96	Shymeik Jones	1/0	XXX
97	Landon Marshall	0/0
98	Amontrae Bradford	3/0	...	XXX	XXX	XXX
99	Jordan van den Berg	4/0	XXX	XXX	XXX	XXX