



GEORGIA TECH[®]
GOLF

2024-25 INFORMATION GUIDE



Kale Fontenot
Sophomore • Lafayette, La.



Albert Hansson
Freshman • Fiskebäckskil, Sweden



Carson Kim
Sophomore • Yorba Linda, Calif.



Brady Rackley IV
Redshirt Sophomore • Atlanta, Ga.



Benjamin Reuter
Redshirt Junior • Naarden, The Netherlands



Didrik Ringvall Bengtsson
Freshman • Stockholm, Sweden



Hiroshi Tai
Junior • Singapore




Aidan Tran
Junior • Fresno, Calif.



Bruce Heppler
Head Coach



Jeff Paton
Assistant Coach



Evan Smith
Assistant Coach



Quick Facts

Official Name	Georgia Institute of Technology
Location	Atlanta, Ga.
Founded	1885
Enrollment	47,946
Colors	Old Gold and White
Nicknames	Yellow Jackets, Rambling Wreck
Official Athletics Website	Ramblinwreck.com
Conference	Atlantic Coast (ACC)
President	Dr. Angel Cabrera
Director of Athletics	J Batt
Faculty Athletics Rep.	Dr. Jenna Jordan
Head Coach	Bruce Heppler (29th year) bheppler@athletics.gatech.edu
Assistant Coach	Jeff Paton (5th year) jpaton@athletics.gatech.edu
Assistant Coach	Evan Smith (1st year) esmith@athletics.gatech.edu
Office Phone	(404) 894-0961
Lettermen Returning/Lost	6/5
2024 ACC Finish	3rd (Charlotte, N.C.)
2024 NCAA Regional Finish	4th (Chapel Hill, N.C.)
2024 NCAA Finals Finish	Match play semifinals
ACC Championships	19 (1985-91-92-93-94-99-2001-02-06-07-09-10-11-12-14-15-18-19-23)
NCAA Regional Championships	7 (1991-98-99-2002-14-22-23)
NCAA Top-8 Finishes	18
Highest NCAA Finish	2nd in 1993, 2000, 2002, 2005, 2023
NCAA Finals Appearances	33 (1947-85-86-87-88-89-90-91-92-93-94-95-98-99-2000-01-02-03-04-05-06-07-09-10-11-13-14-15-19-21-22-23-24)
All-America Honorees	83 (24 first-team) <i>*2020 event cancelled due to COVID-19</i>

Communications / Social Media

Golf contact	Mike Stamus
Phone	404-218-9723 (cell) / 404-894-5445 (ofc)
E-Mail	mstamus@athletics.gatech.edu
Official website	www.ramblinwreck.com
Twitter	@GTGolf
Instagram	georgiatechgolf
Facebook	www.facebook.com/GeorgiaTechGolf

2023-24 National Rankings

Scoreboard NCAA Golf	17
Bushnell/GCAA Coaches	17

Individuals	Scoreboard	WAGR	PGATU
Kale Fontenot	210	559	
Bartley Forrester	130	81	45
Carson Kim	496	907	
Aidan Kramer	--	614	
Christo Lamprecht	5	1	2
Hiroshi Tai	92	72	
Aidan Tran	395	667	

#All rankings as of 5/16/2024

GEORGIA TECH GOLF INFORMATION



2024-25 GEORGIA TECH GOLF TEAM

From left standing: assistant coach Evan Smith, Kale Fontenot, Brady Rackley IV, assistant coach Jeff Paton, head coach Bruce Heppler, Albert Hansson, Didrik Ringvall Bengtsson. Seated in front: Benjamin Reuter, Aidan Tran. In driver's seat: Hiroshi Tai. In rumble seat: Carson Kim

2024-25 Roster

Name	Ht.	Wt.	Cl.	Hometown / High School	Major
Kale Fontenot	6-3	190	So.	Lafayette, La. / Ascension Episcopal	Business Administration
Albert Hansson	5-11	175	Fr.	Fiskebäckskil, Sweden / Filbornaskolan (Helsingborg)	Business Administration
Carson Kim	6-0	150	So.	Yorba Linda, Calif. / Sunny Hills HS	Business Administration
Brady Rackley IV	6-4	215	r-So.	Atlanta, Ga. / The Lovett School	Industrial Engineering
Benjamin Reuter	6-3	186	Jr.	Naarden, The Netherlands / Caland Lyceum HS	Business Administration
Didrik Ringvall Bengtsson	5-8	148	Fr.	Stockholm, Sweden / Filbornaskolan (Helsingborg)	Business Administration
Hiroshi Tai	5-10	165	Jr.	Singapore / Windermere (Fla.) Prep	Business Administration
Aidan Tran	6-1	165	Jr.	Fresno, Calif. / Clovis North HS	Business Administration

Head Coach: Bruce Heppler (Brigham Young, 1985), 30th season

Assistant Coach: Jeff Paton (Georgia State, 1985), 5th season

Assistant Coach: Evan Smith (Point University, 2016), 1st season

Fontenot = FON-tuh-no Reuter – ROY-ter Bengtsson – DID-rick RING-vall BENG-tson Hiroshi Tai – her-RO-shee TIE

2024-25 Schedule

Date	Tournament/Location/Venue	2023-24 Finish
Sept. 6-8	Visit Knoxville Collegiate, Loudon, Tenn. (Tennessee National Golf Club)	new
Sept. 20-22	OFCC/Fighting Illini Invitational, Olympia Fields, Ill. (Olympia Fields Golf Club – North Course)	3rd/15
Sept. 30-Oct. 1	Ben Hogan Collegiate Invitational, Fort Worth, Texas (Shady Oaks Country Club)	8th/15
Oct. 18-20	Golf Club of Georgia Collegiate Invitational, Alpharetta, Ga. (Golf Club of Georgia – Lakeside Course)	2nd/14
Oct. 28-30	East Lake Cup, Atlanta, Ga. (East Lake Golf Club)	3rd/4
Feb. 6-8	Amer Ari Intercollegiate, Kamuela, Hawai'i (Mauna Lani North Course)	6th/20
Feb. 17-19	Watersound Invitational, Panama City, Fla. (Watersound Club)	2nd/12
March 2-4	Southern Highlands Collegiate, Las Vegas, Nev. (Southern Highlands Golf Club)	t6/15 in 2022-23
March 17-18	Pauma Valley Invitational, Pauma Valley, Calif. (Pauma Valley Country Club)	new
April 14-15	Ford Intercollegiate, Richmond Hill, Ga. (Ford Field & River Club)	new
April 25-28	ACC Championship, Bowling Green, Ky. (The Club at Olde Stone)	3rd/12
May 12-14	NCAA Regionals, site TBA	4th/13
May 23-28	NCAA Championship, Carlsbad, Calif. (Omni LaCosta Resort and Spa)	Match play semifinals

INFORMATION

TECH GOLF NOTEBOOK

Tech Reaches NCAA Match Play 2nd Straight Year

With three starters back from its runner-up finish in 2023, head coach Bruce Heppler's 29th Tech team was seeded 13th at the 2024 NCAA Championship, the first of three straight years the championship was set to be conducted at the Omni LaCosta Resort and Spa in Carlsbad, Calif.

This team defied expectations by finishing eighth in the 72-hole stroke-play portion of the championship, advancing to match play for the second straight year. The Yellow Jackets then knocked off the No. 1 seed, Illinois, 3-2 in the quarterfinals before bowing to Florida State, 3-2, in the semifinals.

Tech accomplished this mostly without its top player, **Christo Lamprecht**, who suffered back spasms after the opening round of stroke play and did not compete in the final three rounds, or in Tech's quarterfinal match against the Illini.

Sophomore **Hiroshi Tai**, who played No. 3 in the Tech lineup most of the year and logged two top-10 finishes, rose to lead the Jackets to their match play berth and won the NCAA individual title with a 3-under-par score of 285. He won the title by one shot and became the Yellow Jackets' fourth national collegiate champion, and first since 2002.

Lamprecht and Tai earned first-team All-America honors at the end of the spring.

Lamprecht also completed a stellar four-year career by winning the Byron Nelson Award and was a finalist for the Ben Hogan Award, the Fred Haskins Award and the Jack Nicklaus Award as collegiate player of the year. He also was named the ACC Player of the Year.

How Tech Got Here

Tech was ranked No. 10 in the Scoreboard NCAA Rankings at the start of the spring season, and sat No. 18 after finishing third at the Atlantic Coast Conference Championship last month in Charlotte, N.C., and fourth at the NCAA Chapel Hill Regional. Tech also posted a runner-up finish at the Watersound Invitational, fourth-place finishes at the RE Lamkin Invitational, Linger Longer Invitational and the Calusa Cup, a fifth-place at The Goodwin and sixth-place at the Amer Ari Intercollegiate this spring.

Three of the five starters who teed it up for Tech in the 2023 NCAA Championship returned for this edition, including ACC Player of the Year **Christo Lamprecht (George, South Africa)**, fifth-year senior **Bartley Forrester (Gainesville, Ga.)** and sophomore **Hiroshi Tai (Singapore)**. Only Forrester played in every stroke-play event for the Yellow Jackets in 2023-24. Lamprecht missed the Calusa Cup to play in the Masters, and Tai didn't compete in the fall opener at the Olympia Fields/Fighting Illini Invitational. Head coach **Bruce Heppler**, who has coached Tech to 21 NCAA Championship appearances in his 29 years on The Flats, started freshmen **Kale Fontenot (Lafayette, La.)** and **Carson Kim (Yorba Linda, Calif.)** in seven of the Jackets' eight spring tournaments.

Forrester and Tai led the Yellow Jackets at the NCAA Chapel Hill Regional, each tying for eighth place at 8-under-par 202, while Lamprecht tied for 21st at 2-under-par 208.

Lamprecht, twice a tournament winner in 2023-24, ranked No. 5 in the Scoreboard NCAA Golf Ranking, No. 1 in the World Amateur Golf Ranking and No. 2 in the PGA Tour University Ranking. He tied for third at the ACC Championship.

Forrester posted four top-10 finishes, including a tie for eighth at the ACC Championship, while Tai had three and Fontenot had one.

Tech's alternate player for the championship will be sophomore **Aidan Tran (Fresno, Calif.)**, who competed in seven events, including five this spring, with a high finish of a tie for 12th place at both the Linger Longer Invitational and the Calusa Cup.

Tee Shots

• Since the NCAA added match play to the format to determine its champion in 2009, the Yellow Jackets have advanced to match play six times, including the last two consecutive years.

• Tech reached the NCAA Championship finals without winning a tournament in 2023-24, the first time the Yellow Jackets had done that since 2003. Tech also went winless in 2016 and 2017, but in those years, the Jackets failed to advance through their regional.

• In stroke play, Tech finished 15th in 2021, 12th in 2022, second in 2023 and eighth in 2024.

• Tech played in the NCAA Championship finals for the 21st time in 29 years under head coach Bruce Heppler. Four of the Jackets' five runner-up finishes have come under Heppler.

• **Lamprecht** set program records for scoring average for both a single year (69.16) and for a career (70.05). Four time All-American **Bryce Molder** previously held both marks, 69.43 for a season in 2000-01 and 70.69 for his career (1997-2001).

• Tech has won 14 of its 19 ACC titles under head coach Bruce Heppler, who is in his 30th year leading the program.

• Tech went 2-5-1 in match play competition in 2023-24, with two of the losses and the tie coming at the Cypress Point Classic, in which the Jackets fielded their "second team" due to a date conflict with the East Lake Cup. Tech was 1-1 at the East Lake Cup, losing 3-2 to North Carolina and defeating Florida, 2-1-2. The Jackets lost to Florida State, 3-0, in the ACC Championship semifinals.

• Lamprecht was named the ACC Scholar-Athlete of the Year while five of his teammates - Kale Fontenot, Bartley Forrester, Carson Kim, Hiroshi Tai and Aidan Tran - joined him on the ACC All-Academic Golf Team.

• Forrester, Lamprecht and Tai also were named All-America Scholars by the Golf Coaches Association of America. Forrester earned the honor for the fourth time in his five years in the program.

Tech's NCAA Championship History

Georgia Tech has reached the NCAA Championship finals 32 times since 1985 (33 times in program history), which is the fifth most in that time period behind Oklahoma State (37), Arizona State (35), Florida (35) and Texas (35).

Tech has posted 18 top-8 finishes in the NCAA Championship, 13 of those since Bruce Heppler became the head coach.

The Yellow Jackets have qualified for match play six times since the advent of the stroke-play/match-play format in 2009, finishing third in stroke play in 2010, second in 2011, second in 2013, fifth in 2014, tied for fifth in 2023 and eighth in 2024.

Tech lost to the eventual champion four times in its six appearances in match play, most recently in the championship match against Florida (3-1) in 2023. Tech fell to Augusta State by the score of 3-2 in the quarterfinals in 2010 and 2011 and to Alabama (3-0-2) in the 2013 semifinals.

Tech has been the runner-up in the NCAA Championship five times (1993, 2000, 2002 and 2005 before the introduction of match play, and again in 2023). Only Oklahoma State, which has 18, and Texas (6) have more.

In 1993 and 2002, the Yellow Jackets led after 54 holes, but finished second by one shot to Florida in 1993, and by four shots to Minnesota in 2002.

In 2000, the Yellow Jackets rallied to tie Oklahoma State after 72 holes, but lost to the Cowboys on the first hole of a playoff. Tech and OSU matched the lowest 72-hole team score in NCAA Championship history (36-under-par 1,116) at the Grand National Lake Course in Opelika, Ala. In 2005, Tech finished 11 shots behind Georgia, and seven shots ahead of third-place Washington.

Four Tech players have won national collegiate championships. Hiroshi Tai captured the title in 2024 in Carlsbad, Calif., and Troy

ACC Men's Golf Titles (since 1954)

Wake Forest	19
GEORGIA TECH	17-2
North Carolina	11-1
Clemson	10-1
Duke	8
Florida State	1
NC State	0-1
Virginia Tech	0-1
Maryland	0-1
South Carolina	0-1
<i>(outright-shared)</i>	

ACC Men's Golf Titles (by coach)

Jesse Haddock, WF	15
Bruce Heppler, GT	12-2
Larry Penley, CU	9-1
Devon Brouse, NC	6
Puggy Blackmon, GT	5
Ellis Hagler, DU	5
Bones McKinney, WF	3
Chuck Erickson, NC	2
Jamie Green, DU	2
Trey Jones, FS	1
Ed Kenney, NC	1
Mike McLeod, NC	1
Rod Myers, DU	1
Bobby Robinson, CU	1
Jerry Haas, WF	1
Frank Cronin, MD	0-1
Jay Hardwick, VT	0-1
John Inman, UNC	0-1
Frank Johnson, SC	0-1
Richard Sykes, ST	0-1
<i>(outright-shared)</i>	

ACC Individual Champions (by school)

Wake Forest	22
North Carolina	14
GEORGIA TECH	10-1
Clemson	8
Duke	6
NC State	6
Virginia	4
Maryland	3
Florida State	3
Louisville	1-1
Virginia Tech	0-1
<i>(outright-shared)</i>	

NCAA Championship Finals Appearances - 1985 to present

Oklahoma State	37
Arizona State	35
Florida	35
Texas	35
GEORGIA TECH	32
Clemson	30
Oklahoma	30
Georgia	28
North Carolina	27
Southern California	26
Arizona	26
Wake Forest	26
UCLA	22

TECH GOLF NOTEBOOK

Matteson lifted the trophy in 2002 at Ohio State. Watts Gunn (1927) and Charlie Yates (1934) won national titles under a match play format before the NCAA took sponsorship of the championship in 1939.

Tech and NCAA Match Play

The 2009 NCAA Championship featured a new twist with the team champion determined via match play. The top eight teams after 54 holes of stroke play advance to a match play tournament format.

The NCAA added a fourth round of stroke play in 2016 for the top 15 teams and nine individuals not on those teams, after which the national individual champion and the top eight teams for match play are determined.

Match play is a format that Bruce Heppler has supported vigorously. Under Heppler, Georgia Tech finished in the top eight of the NCAA Finals seven times in 10 tries under the 72-hole, stroke-play format.

Tech is one of six teams (Oklahoma State 9, Illinois 9, Texas 7, Vanderbilt 7, Oklahoma 6 are the others) to have advanced to match play six or more times in the 16-year history of the stroke play/match play format.

Georgia Tech Match Play History

While match play in college golf may be infrequent, Georgia Tech is no stranger to it, having participated in 15 regular season match play events since 2000, as well as six times since the NCAA added match play to determine its champion, and three times in the four years the Atlantic Coast Conference has implemented it as part of its format. Here is a history of Tech's participation.

Tech has a 31-19-1 record in match play since 2000, including a 3-6 mark in NCAA Championship matches and a 3-2 record in the ACC Championship.

2024 NCAA Championship - def. Illinois, 3-2; lost to Florida State, 3-2
2024 ACC Championship - lost to Florida State, 3-0
2023 East Lake Cup - lost to North Carolina, 3-2; def. Florida, 2-1-2
2023 Cypress Point Classic - lost to Texas, 2-1; tied Auburn, 1-1-1; lost to Illinois, 5-1
2023 NCAA Championship - def. Pepperdine, 3-2; def. North Carolina, 3-2; lost to Florida, 3-1
2023 ACC Championship - def. Duke, 3-1-1; def. Wake Forest, 3-2
2023 Ramblin' Wreck Match Play - tied Charlotte, 3-3; def. Ohio state, 5-3
2023 ACC/Big 12 Showdown - lost Texas, 4-1-1
2022 ACC Championship - def. Florida State, 3-2, lost Wake Forest, 3-2
2019 Cypress Point Classic - def. California, 2-0, def. UCLA, 2-0, def. Duke, 5-1
2018 Jack Nicklaus Invitational - def. Kent State 3.5-2.5, def. South Carolina, 4-2
2017 Cypress Point Classic - def. Georgia, 8.5-3.5, def. Stanford, 8-4, lost Southern California, 19.5-4.5
2016 FarmLinks Collegiate Match Play Championship - lost Vanderbilt, 4-1-1, lost Alabama, 3-2-1
2014 NCAA Championship - lost Oklahoma State, 4-0-1
2014 Capital City Club Match Play Championship - def. Auburn, 4-2, def. Georgia, 5-1
2013 NCAA Championship - def. UNLV 3-2 (quarterfinals), lost Alabama* 3-0-2 (semifinals)
2013 regular season - lost South Carolina 3-2-1, lost TCU 3-2-1
2011 NCAA Championship - lost Augusta State* 3-2
2010 NCAA Championship - lost Augusta State* 3-2
2008 Callaway Golf Collegiate Match Play - def. Texas 4-1, def. Georgia 3-2, def. South Carolina 3-2, lost UCLA 4-1
2006 Hooters Collegiate Match Play - def. Missouri 5-0, def. Arizona State 3-1-1, def. Stanford 3-1-1, lost Georgia 3-2
2005 Hooters Collegiate Match Play - def. Penn State 3-2, def. Arizona 4-1, def. Texas 3-0-2, lost Oklahoma State 4-0-1
2004 Hooters Collegiate Match Play - def. USC 3-2, def. Georgia 3-2, lost Florida 3-1-1, def. Oklahoma State
2000 CGF National Intercollegiate Match Play - def. Texas 2.5-2.5 (won playoff), def. Georgia 3-2, lost Arizona 3-2

*won national championship

Tech's ACC Championship History

Georgia Tech has won 19 ACC men's golf championships, tying the Yellow Jackets with Wake Forest for the most titles in conference history. Tech's titles have all come from 1985 to the present. Before the Demon Deacons outlasted the Jackets in the championship match in 2022, Wake Forest's most recent title came in 1989.

Tech has won the ACC Championship 11 times in the last 18 years, most recently in 2023. The 2020 ACC Tournament was not held after the 2020 spring season was cut short due to COVID-19.

Tech has won 14 of its conference titles under current head coach Bruce Heppler, 12 of those outright (1999, 2001, 2002, 2009, 2010, 2011, 2012, 2014, 2015, 2018, 2019, 2023) and two shared (2006, 2007). The Yellow Jackets won five championships (1985, 1991, 1992, 1993, 1994) under previous head coach Puggy Blackmon.

Twelve of Tech's ACC titles have been won at the Old North State Club in New London, N.C., site of the event 22 of the last 27 years. The first occurred in 1999 by 10 strokes over North Carolina and Duke. Tech won its 2018 crown without an individual finishing higher than 12th place.

Georgia Tech has produced 10 ACC individual champions, including Bob McDonnell (1985), David Duval (1991, 1993), Mikko Rantanen (1994), Bryce Molder (2000), Cameron Tringale (2006), Chesson Hadley (2010), Paul Haley (2011), Albertson (2013, 2015) and Ollie Schniederjans (2014). Albertson and Duval are among five ACC players.

Tech in NCAA Regional Competition

Georgia Tech has advanced through an NCAA regional 28 times in 33 tries, and all but four times since the NCAA went to a six-regional qualifying format in 2009. Head coach Bruce Heppler's teams have won seven regional tournaments overall, two of them shared titles, most recently in 2023, when the Yellow Jackets won in Salem, S.C.

The NCAA began using regional qualifying tournaments in 1989, first with the 81 teams split among three sites (27 teams each), then among six sites with either 13 or 14 teams each beginning in 2009. Since the NCAA went to six regional sites in 2009, Tech has advanced to the championship finals 11 times. No NCAA championship events were held in 2020 due to COVID-19.

Tech's first four victories all occurred in 27-team regionals in 1991 (New Haven, Conn.), 1998 (Daufuskie Island, S.C.), 1999 (Providence, R.I.) and 2002 (Roswell, Ga., tied with Clemson). The 2014 win in Raleigh, the 2022 victory in Columbus and the 2023 win in Salem occurred in a 13- or 14-team field.

Tech Golf APR Perfect Again

Bruce Heppler's golf program again earned a perfect four-year APR score of 1000 for the four-year period ending in the 2022-23 academic year in the NCAA's survey announced in May, 2024. The Yellow Jackets have earned a perfect four-year score each of the 20 years since the metric was introduced, and has also received an APR Public Recognition Award every year. Among Power 5 conferences, Tech is one of two men's golf teams and 12 programs overall that have achieved the feat. Tech has scored a perfect 1,000 in the single-year APR for 19 straight years since the metric was introduced.

APR is an annual scorecard of academic achievement calculated for all Division I sports teams. It measures eligibility, graduation and retention each semester or academic term and provides a clear picture of the academic performance for each team in every sport.

Heppler ACC Coach of the Year 10 times

Georgia Tech Bruce Heppler has been named ACC Coach of the Year 10 times in his 25-year tenure on The Flats. That is the most for one coach in conference history.

Tech won the Atlantic Coast Championship in April for the 18th time, matching Wake Forest for the most in conference history. The Yellow Jackets have won six tournaments altogether, more than any other Division I team in 2018-19, bringing to 59 the total number of titles earned by the Jackets under Heppler. He has coached Tech to 13 of its 18 ACC titles.

TECH LINEUP NOTES [\(click here to access Tech's online roster and bios\)](#)

[Kale Fontenot \(Freshman, Lafayette, La.\)](#)

Name pronounced "FON-tuh-no" ... No. 210 nationally in the Scoreboard NCAA Golf rankings ... Played in 11 events, and has been a part of the Tech lineup for every spring tournament ... Top finish this spring has been a tie for 14th at the Watersound Invitational (212, -4) ... Finished 23rd at the RE Lamkin Invitational (214, -2) and 29th at the Linger Longer Invitational (215, -1) ... Tied for 30th at the ACC Championship (218, +5) and 53rd at the NCAA Chapel Hill Regional (216, even) ... Won the stroke play round of the East Lake Cup with a 4-under-par 68 in the fall, and tied for 30th at the Olympia Fields/Fighting Illini Invitational 143, +3) ... Compiled a 72.57 stroke average over 30 stroke play rounds ... Earned honorable mention All-America honors by the American Junior Golf Association in early November following a 2022 year in which he captured one tournament victory and a pair of runner-up finishes in junior golf events ... Rose as high as No. 31 in the Rolex AJGA Boys Rankings, No. 14 overall in the Junior Golf Scoreboard, and No. 27 in the Golfweek Boys Rankings (all classes)

[Bartley Forrester \(5th-year Senior, Gainesville, Ga.\)](#)

No. 130 nationally in the Scoreboard NCAA Golf rankings ... Only Tech golfer to compete in all 12 stroke-play events in 2023-24, has played No. 2 behind Christo Lamprecht all spring except for the Calusa Cup, when Lamprecht was absent ... Finished out of the top 20 only three times ... Posted four top-10 finishes, including a career-best tie for eighth at the ACC Championship (211, -2) and a tie for eighth at the NCAA Chapel Hill Regional (202, -8) ... Also tied for eighth at the Olympia Fields/Fighting Illini Invitational (138, -2) and the Amer Ari Intercollegiate (201, -15) ... Tied for 11th at The Goodwin (210, even) and 12th at the Calusa Cup (220, +4) in Tech's final two regular-season events ... Tied for 18th at the Golf Club of Georgia Collegiate Invitational (213, -3) ... Stroke average of 71.06 over 33 rounds is third-best on the team ... Began the fall season just outside (No. 31) of making one of Golf Channel's three, 10-man pre-season All-America teams ... Ranked No. 81 in the World Amateur Golf Ranking, and is listed No. 45 in the PGA Tour University ranking ... Began to earn regular playing time in the spring of 2020 before the season ended abruptly due to the coronavirus outbreak ... Has two career victories, including 2020 Puerto Rico Classic in his second career start and the 2022 Calusa Cup ... Career stroke average is 71.63 over 133 stroke play rounds ... Is 6-3-1 at match play over the past two years, including 3-0 at the NCAA Championship ... Named a GCAA All-America Scholar three times, only Tech player ever to do so

[Carson Kim \(Freshman, Yorba Linda, Calif.\)](#)

No. 496 in the Scoreboard NCAA Golf ranking ... Competed in 11 of Tech's 12 events, missing only the Calusa Cup due to an injury ... Played 4th or 5th in the Tech lineup, and once as an individual ... Finished 33rd or better in Tech's last three regular-season events, best being a tie for 22nd at the Linger Longer Invitational (214, -2) ... Tied for 33rd at the RE Lamkin Invitational and The Goodwin ... Finished 53rd at the ACC Championship, 63rd at the NCAA Chapel Hill Regional ... Tied for 30th in the Golf Club of Georgia Collegiate in the fall and 13th in stroke play at the East Lake Cup, where he also went 1-0-1 in match play ... Scoring average is 73.23 across 30 stroke play rounds ... Ranked among the top 10 junior golfers in America, named a Rolex All-American and a Rolex Scholastic All-American in 2022 ... Committed to Georgia Tech in July of 2023 after originally signing with Southern California ... Released from his letter of intent after a coaching change

[Christo Lamprecht \(Senior, George, South Africa\)](#)

Last named pronounced "LAMP-reckt" ... At 6-foot-8, believed to be the tallest played ever in the Georgia Tech program ... Named the ACC Player of the Year ... Won the Byron Nelson Award, recognizing a senior golfer with high accomplishment on the course, in the classroom and service to the community over the course of his career ... Recognized as the GTAA Male Athlete of the Year ... No. 5 nationally in the Scoreboard NCAA Golf rankings ... Finalist for the Ben Hogan Award, and one of 10 players on the Fres Haskins Award Final Watch List ... Has finished no lower than 21st in any of his 11 events in 2023-24, winning twice in the fall and adding four more top-10 finishes ... Got his senior year off to a good start by winning the Olympia Fields Country Club/Fighting Illini Invitational in September, setting a tournament record for 36-hole score (131, -9) in the rain-shortened event ... Followed up with a win (shared with Cole Sherwood of Vanderbilt) at the Ben Hogan Collegiate Invitational (203, -7) ... Tied for eighth in stroke play in the East Lake Cup (72) and won both of his matches ... This spring, tied for third

at the ACC Championship (209, -7), matching his career best, one stroke out of a playoff for medalist honors ... Also tied for second at the Watersound Invitational (207, -9) and ninth at the RE Lamkin Invitational (210, -6) ... Posted his lowest score of the year with a 14-under-par 202 at the Amer Ari Intercollegiate, which earned him a tie for 14th ... Also tied for 14th place at the Golf Club of Georgia Collegiate Invitational (212, -4) in the fall ... Missed the Calusa Cup in early April to compete in the Masters, where he missed the cut with rounds of 74-78 ... Tied for 21st at the NCAA Chapel Hill Regional (208, -2) ... Tops the Jackets' scoring chart with a 69.13 average over 27 rounds, which is challenging the Tech season record of 69.43 by Bryce Molder in 2000-01 ... Two-time All-American and three-time All-Atlantic Coast Conference performer at Tech (2022, 2023, 2023) ... No. 1 amateur player in the world according to the World Amateur Golf Ranking, and No. 2 in the PGA Tour University rankings ... Has posted 57 rounds in the 60s, 95 at par or under, out of 129 career stroke play rounds, with 24 top-10 finishes and 15 of those in the top-5 ... Challenging the Tech career scoring average record (70.69 by Bryce Molder) with career mark of 70.05 ... Has three collegiate titles, the Inverness Intercollegiate in 2022, the Olympia Fields/fighting Illini Invitational and the Ben Hogan Collegiate Invitational in 2023 ... Won The Amateur Championship last summer and was low amateur at the Open Championship.

[Hiroshi Tai \(Sophomore, Singapore\)](#)

Ranked No. 92 nationally in the Scoreboard NCAA Golf rankings ... Did not qualify for the fall opener at Olympia Fields but has competed in all 11 events since, typically No. 3 in the lineup ... Has finished lower than 25th only once, and has three top-10 finishes and five others in the top 20 ... All of his top-10s came in the spring, seventh at the Watersound Invitational (210, -6), fifth at the RE Lamkin Invitational and eighth at the NCAA Chapel Hill Regional (202, -8) ... Also tied for 19th in the Amer Ari Intercollegiate, 12th at the Linger Longer Invitational and 16th at the Calusa Cup ... Tied for 12th at the ACC Championship (213, even) ... Tied for 25th at the Ben Hogan Collegiate Invitational (211, +1) and tied for 14th at the Golf Club of Georgia Collegiate Invitational (212, -4) in the fall ... Split his two matches in the East Lake Cup ... Has Tech's second-best stroke average at 70.68 over 31 rounds ... Won twice as a freshman, the fifth player in program history to win twice or more as a freshman, joining Luke Schniederjans, Cameron Tringale, Matt Kuchar, Bill McDonald (3 wins) ... His collegiate and amateur performances to date elevated him to No. 72 in the World Amateur Golf Ranking and he has given the Jackets a contender in the middle of the lineup

[Aidan Tran \(Sophomore, Fresno, Calif.\)](#)

No. 383 in the Scoreboard NCAA Golf rankings ... Worked his way into the field for all six spring events, the first five as an individual and then as a part of Tech's lineup for the Calusa Cup, where he tied for 12th place (220, +4) ... Also tied for 12th at the Linger Longer Invitational (211, -5), posting his low score of the year ... Next best showing was a tie for 37th at the Watersound Invitational (218, +2) ... Qualified for Tech's lineup at the Ben Hogan Collegiate Invitational in the fall, and played as an individual at the Golf Club of Georgia Collegiate Invitational, tying for 49th (220, +4) ... Compiled 73.10 stroke average over 21 rounds ... Went 1-2 in his matches at the Cypress Point Classic ... California native who ranked as high as No. 39 in the Class of 2022 at the end of May, 2022, according to the American Junior Golf Association ... Committed to the Yellow Jackets before he ever played in a high school event ... Arrived at Georgia Tech with three victories and eight other top-10 finishes in AJGA events since 2018

2023-24 STATISTICS AND RESULTS

Player	Rounds	Strokes	Low Tour.	Low	Par/-	#	Finish Top			Rel.			-----CAREER-----					
			54-holes	Round	Rounds	Evnts	1	5	10	W-L	W-L%	To Par	Average	Rounds	Strokes	LowRnd	W-L	W-L%
Christo Lamprecht	31	2144	202	65	26	12	2	4	6	829-89	.903	-2	69.16	130	623220-568	.850	-1	70.05
Hiroshi Tai	35	2476	202	65	23	12	1	2	4	840-194	.812	-1	70.74	69	651426-563	.717	E	71.12
Bartley Forrester	37	2647	201	66	20	13	-	-	4	786-328	.706	E	71.54	137	632743-1275	.683	E	71.74
Aidan Kramer	14	1002	210	69	10	5	-	-	1	249-149	.626	E	71.57	29	67 440-314	.584	E	71.93
Andy Mao	3	215	215	71	3	1	-	-	-	50-24	.676	E	71.67	30	68 414-422	.495	+2	73.50
Kale Fontenot	34	2479	209	65	13	12	1	1	1	558-482	.537	+1	72.91	34	65 558-482	.537	+1	72.91
Carson Kim	34	2496	213	67	13	12	-	-	-	497-576	.463	+2	73.41	34	67 497-576	.463	+2	73.41
Aidan Tran	24	1765	211	67	7	8	-	-	-	342-417	.451	+2	73.54	39	65 529-645	.451	+2	73.31
Brady Rackley	3	221	221	71	1	1	-	-	-	23-51	.311	+2	73.67	3	71 23-51	.311	+2	73.67
Adam Bratton	3	226	226	72	1	1	-	-	-	8-66	.108	+3	75.33	15	72 97-280	.257	+3	75.00
TEAM	37	10470	814	265	117	13	4	7	16	148-43	.775	-2	282.97					

Tournament	Dates	Rounds	Place	Teams	Players	+/-	Score	W-L
OFCC/Fighting Illini Invitational	9/15-17/2023	2	3	15	81	-3	557	12-2
Ben Hogan Collegiate Invitational	10/2-3/2023	3	8	15	75	+9	849	7-7
Golf Club of Georgia Collegiate Inv.	10/15/2023	3	2	14	75	-19	845	12-1
East Lake Cup - Stroke Play	10/30/2023	1	3	4	20	+2	290	1-2
East Lake Cup - match play	10/31-11/1/2023							lost to North Carolina, 3-2; def. Florida, 2-1-2
Cypress Point Classic	10/30-31/2023							lost to Texas, 2-1; tied Auburn, 1-1-1; lost to Illinois, 5-1
Amer Ari Intercollegiate	2/8-10/2024	3	6	20	124	-50	814	14-5
Watersound Invitational	2/19-21/2024	3	2	12	75	-20	844	10-1
RE Lamkin Invitational	3/4-5/2024	3	4	16	95	-16	848	12-3
Linger Longer Invitational	3/17-19/2024	3	4	14	81	-18	846	10-3
The Goodwin	3/28-30/2024	3	5	31	168	+6	846	26-4
The Calusa Cup	4/7-9/2024	3	4	8	42	+19	883	4-3
Atlantic Coast Conference Championship	4/19-20/2024	3	3	12	60	-4	848	9-2
ACC Championship - match play	4/21/2024							lost to Florida State, 3-0
NCAA Chapel Hill Regional	5/13-15/2024	3	4	13	75	-17	823	9-3
NCAA Championship	5/24-27/2024	4	8	30	156	+25	1177	22-7
NCAA Championship - match play	5/28/2024							def. Illinois, 3-2; lost to Florida State, 3-2

Team low rounds

1.	-23	Amer Ari Intercollegiate, 2/8-10/2024 (3rd round)
2.	-15	Amer Ari Intercollegiate, 2/8-10/2024 (2nd round)
3.	-12	Amer Ari Intercollegiate, 2/8-10/2024 (1st round)
	-12	Watersound Invitational, 2/19-21/2024 (3rd round)
5.	-10	RE Lamkin Invitational, 3/4-5/2024 (3rd round)
6.	-9	Golf Club of Georgia Collegiate Inv., 10/15/2023 (3rd round)
7.	-8	Linger Longer Invitational, 3/17-19/2024 (1st round)
	-8	Linger Longer Invitational, 3/17-19/2024 (2nd round)
9.	-7	3 times

Player low rounds

1.	-7	Christo Lamprecht	Golf Club of Georgia Collegiate Inv., 10/15/2023 (3rd round)
	-7	Kale Fontenot	Amer Ari Intercollegiate, 2/8-10/2024 (3rd round)
	-7	Christo Lamprecht	Watersound Invitational, 2/19-21/2024 (2nd round)
4.	-6	Christo Lamprecht	Amer Ari Intercollegiate, 2/8-10/2024 (3rd round)
	-6	Hiroshi Tai	Watersound Invitational, 2/19-21/2024 (3rd round)
6.	-5	Christo Lamprecht	OFCC/Fighting Illini Invitational, 9/15-17/2023 (1st round)
	-5	Hiroshi Tai	NCAA Chapel Hill Regional, 5/13-15/2024 (1st round)
	-5	Bartley Forrester	Atlantic Coast Conference Championship, 4/19-22/2024 (1st round)
	-5	Bartley Forrester	Amer Ari Intercollegiate, 2/8-10/2024 (1st round)
	-5	Bartley Forrester	Amer Ari Intercollegiate, 2/8-10/2024 (2nd round)
	-5	Christo Lamprecht	Amer Ari Intercollegiate, 2/8-10/2024 (2nd round)
	-5	Bartley Forrester	Amer Ari Intercollegiate, 2/8-10/2024 (3rd round)
	-5	Carson Kim	Amer Ari Intercollegiate, 2/8-10/2024 (3rd round)
	-5	Hiroshi Tai	Amer Ari Intercollegiate, 2/8-10/2024 (3rd round)
	-5	Kale Fontenot	Watersound Invitational, 2/19-21/2024 (2nd round)
	-5	Aidan Tran	Linger Longer Invitational, 3/17-19/2024 (3rd round)
	-5	Christo Lamprecht	Linger Longer Invitational, 3/17-19/2024 (3rd round)
	-5	Hiroshi Tai	NCAA Championship, 5/24-29/2024 (1st round)
19.	-4	15 times	

2023-24 Match Play Record

Adam Bratton	1-1-1
Colson Brown	0-3
Kale Fontenot	0-4
Bartley Forrester	2-2-1
Carson Kim	2-1-1
Aidan Kramer	1-2
Christo Lamprecht	2-1
Andy Mao	2-0-1
Brady Rackley IV	0-3
Hiroshi Tai	2-3
Aidan Tran	2-2

2020-21 REVIEW

2023-24 STATISTICS AND RESULTS

FALL RESULTS

9/15-17/2023 -- OFCC/Fighting Illini Invitational
Olympia Fields Country Club -- Olympia Fields, Ill.

Par 70, 7363 yards -- 15 teams, 81 players

Georgia Tech.....	277	280	557	-3	3rd
Christo Lamprecht	65	66	131	-9	1st
Bartley Forrester	70	68	138	-2	t-8th
Kale Fontenot.....	69	74	143	+3	t-30th
Aidan Kramer.....	73	72	145	+5	t-44th
Carson Kim.....	78	79	157	+17	81st

10/2-3/2023 -- Ben Hogan Collegiate Invitational
Shady Oaks Country Club -- Fort Worth, Texas

Par 70, 6885 yards -- 15 teams, 75 players

Georgia Tech.....	283	287	279	849	+9	8th
Christo Lamprecht	68	69	66	203	-7	t-1st
Hiroshi Tai.....	69	71	71	211	+1	t-25th
Bartley Forrester	73	73	70	216	+6	t-43rd
Aidan Tran	75	74	72	221	+11	t-63rd
Carson Kim.....	73	76	77	226	+16	t-73rd

10/15/2023 -- Golf Club of Georgia Collegiate Inv.
Golf Club of Georgia - Lakeside Course -- Alpharetta, Ga.

Par 72, 7092 yards -- 14 teams, 75 players

Georgia Tech.....	283	283	279	845	-19	2nd
Aidan Kramer.....	70	70	71	211	-5	t-9th
Christo Lamprecht	71	76	65	212	-4	t-14th
Hiroshi Tai.....	70	70	72	212	-4	t-14th
Bartley Forrester	72	70	71	213	-3	t-18th
Andy Mao#.....	72	71	72	215	-1	t-25th
Carson Kim#.....	74	72	70	216	E	t-30th
Aidan Tran	72	73	75	220	+4	t-49th
Brady Rackley#.....	74	76	71	221	+5	t-52nd
Adam Bratton#.....	74	80	72	226	+10	t-67th
Kale Fontenot#.....	77	80	73	230	+14	t-74th

10/30/2023 -- East Lake Cup - Stroke Play
Atlanta Athletic Club - Highlands Course -- Johns Creek, Ga.

Par 72, 7308 yards -- 4 teams, 20 players

Georgia Tech.....	290	+2	3rd
Kale Fontenot.....	68	-4	1st
Christo Lamprecht	72	E	t-8th
Carson Kim.....	74	+2	t-13th
Bartley Forrester	76	+4	t-16th
Hiroshi Tai.....	80	+8	19th

Semifinal match - Georgia Tech lost to North Carolina, 3-2

Carson Kim def. Peter Fountain, 4&3
Bartley Forrester lost to Austin Greaser, 3&2
Hiroshi Tai lost to David Ford, 5&4
Kale Fontenot lost to Maxwell Ford, 22 holes
Christo Lamprecht def. Kenan Poole, 21 holes

Third-place match - Georgia Tech def. Florida, 2-1-2

Bartley Forrester vs. Michael Kress, tied
Hiroshi Tai def. Tyler Wilkes, 2&1
Christo Lamprecht def. Ian Gilligan, 4&2
Carson Kim vs. Parker Bell, tied
Kale Fontenot lost to Luke Poulter, 2&1

10/30-31/2023 -- Cypress Point Classic
Cypress Point Golf Club, Monterrey, Calif.

Georgia Tech lost to Texas, 2-1

Brady Rackley IV/Colson Brown lost to Jacob Sosa/Tommy Morrison, 4&3
Aidan Kramer/Aidan Tran lost to Nathan Petronzio/Keaton Vo, 4&3
Andy Mao/Adam Bratton def. Brian Stark/Christian Maas, 4&2

Georgia Tech tied Auburn, 1-1-1

Brady Rackley IV/Colson Brown lost to Brendon Valdes/Reed Lotter, 2&1
Aidan Kramer/Aidan Tran def. J.M. Butler/Carson Bacha, 1-up
Andy Mao/Adam Bratton vs. Jackson Koivun/Alex Vogelsong, tied

Georgia Tech lost to Illinois, 5-1

Colson Brown lost to Pieren Hunt, 9&7
Brady Rackley IV lost to Timmy Crawford, 3&1
Aidan Tran lost to Ryan Voois, 3&2
Aidan Kramer lost to Max Herendeen, 2&1
Adam Bratton lost to Ethan Wilson, 3&2
Andy Mao def. Jackson Buchanan, 1-up

SPRING RESULTS

2/8-10/2024 -- Amer Ari Intercollegiate

Mauna Lani Resort - North Course -- Kohala Coast, Hawai'i

Par 72, 6913 yards -- 20 teams, 124 players

Georgia Tech.....	276	273	265	814	-50	6th
Bartley Forrester	67	67	67	201	-15	t-8th
Christo Lamprecht	69	67	66	202	-14	t-14th
Hiroshi Tai.....	68	68	67	203	-13	t-19th
Kale Fontenot.....	73	71	65	209	-7	t-55th
Aidan Kramer#.....	70	71	69	210	-6	t-63rd
Carson Kim.....	72	74	67	213	-3t-78th	

2/19-21/2024 -- Watersound Invitational

Shark's Tooth Golf Club -- Panama City Beach, Fla.

Par 72, 7246 yards -- 12 teams, 75 players

Georgia Tech.....	287	281	276	844	-20	t-2nd
Christo Lamprecht	71	65	71	207	-9	t-2nd
Hiroshi Tai.....	73	71	66	210	-6	t-7th
Kale Fontenot.....	72	67	73	212	-4	t-14th
Bartley Forrester	71	79	68	218	+2	t-37th
Aidan Tran#.....	72	76	70	218	+2	t-37th
Carson Kim.....	74	78	71	223	+7	t-56th

3/4-5/2024 -- RE Lamkin Invitational

San Diego Country Club -- Chula Vista, Calif.

Par 72, 7033 yards -- 16 teams, 95 players

Georgia Tech.....	283	287	278	848	-16	4th
Hiroshi Tai.....	68	71	70	209	-7	t-5th
Christo Lamprecht	71	70	69	210	-6	t-9th
Kale Fontenot.....	72	73	69	214	-2	t-23rd
Carson Kim.....	72	73	70	215	-1	t-33rd
Bartley Forrester	72	74	77	223	+7	t-71st
Aidan Tran#.....	78	73	74	225	+9	t-77th

3/17-19/2024 -- Linger Longer Invitational

Great Waters Course at Lake Oconee -- Eatonton, Ga.

Par 72, 7436 yards -- 14 teams, 81 players

Georgia Tech.....	280	280	286	846	-18	4th
Aidan Kramer#.....	70	72	69	211	-5	t-12th
Hiroshi Tai.....	68	68	75	211	-5	t-12th
Aidan Tran#.....	72	72	67	211	-5	t-12th
Christo Lamprecht	73	72	67	212	-4	t-16th
Carson Kim.....	70	72	72	214	-2	t-22nd
Kale Fontenot.....	71	68	76	215	-1	t-29th
Bartley Forrester	71	74	72	217	+1	t-34th

3/28-30/2024 -- The Goodwin

TPC Harding Park -- San Francisco, Calif.

Par 70, 7193 yards -- 31 teams, 168 players

Georgia Tech.....	283	284	279	846	+6	5th
Bartley Forrester	71	73	66	210	E	t-11th
Christo Lamprecht	71	70	69	210	E	t-11th
Carson Kim.....	72	69	72	213	+3	t-33rd
Hiroshi Tai.....	74	72	72	218	+8	t-68th
Kale Fontenot.....	69	77	73	219	+9	t-80th
Aidan Tran#.....	71	74	75	220	+10	t-92nd

4/7-9/2024 -- The Calusa Cup

Calusa Pines Golf Club -- Naples, Fla.

Par 72, 7320 yards -- 8 teams, 42 players

Georgia Tech.....	293	296	294	883	+19	4th
Bartley Forrester	74	73	73	220	+4	t-12th
Aidan Tran	69	74	77	220	+4	t-12th
Hiroshi Tai.....	73	77	72	222	+6	t-16th
Aidan Kramer	77	72	76	225	+9	t-26th
Kale Fontenot.....	79	81	73	233	+17	t-38th

4/19-22/2024 -- Atlantic Coast Conference Championship

Charlotte Country Club -- Charlotte, N.C.

Par 71, 7396 yards -- 12 teams, 60 players

Georgia Tech.....	278	282	288	848	-4	3rd
Christo Lamprecht	67	69	71	207	-6	t-3rd
Bartley Forrester	66	71	74	211	-2	t-8th
Hiroshi Tai.....	71	73	69	213	E	t-12th
Kale Fontenot.....	74	70	74	218	+5	t-30th
Carson Kim.....	75	72	79	226	+13	53rd

Semifinal match - Georgia Tech lost to Florida State, 3-0

Bartley Forrester lost to Frederik Kjettrup, 3&2
Kale Fontenot lost to Cole Anderson, 3&2
Hiroshi Tai lost to Tyler Weaver, 3&2
Carson Kim vs. Gray Albright, unfinished
Christo Lamprecht vs. Luke Clanton, unfinished

5/13-15/2024 -- NCAA Chapel Hill Regional

Finley Golf Club -- Chapel Hill, N.C.

Par 70, 7084 yards -- 13 teams, 75 players

Georgia Tech.....	273	277	273	823	-17	4th
Bartley Forrester	66	70	66	202	-8	t-8th
Hiroshi Tai.....	65	68	69	202	-8	t-8th
Christo Lamprecht	71	71	66	208	-2	t-21st
Kale Fontenot.....	71	73	72	216	+6	53rd
Carson Kim.....	77	68	75	220	+10	t-63rd

5/24-29/2024 -- NCAA Championship

Omni LaCosta Resort & Spa - North Course -- Carlsbad, Calif.

Par 72, 7538 yards -- 30 teams, 156 players

Georgia Tech.....	292	301	292	292	1177	+25	8th
Hiroshi Tai.....	67	77	70	71	285	-3	1st
Carson Kim.....	79	75	70	70	299	+11	t-53rd
Kale Fontenot.....	78	75	71	78	302	+14	t-67th
Bartley Forrester	77	74	76	75	302	+14	t-67th
Aidan Tran	dnc	77	77	76			
Christo Lamprecht	70	wd	wd	wd			

Quarterfinal match - Georgia Tech def. Illinois, 3-1

Bartley Forrester def. Tyler Goecke, 3&1
Kale Fontenot vs. Jackson Buchanan, unfinished
Carson Kim lost to Max Herendeen, 5&4
Aidan Tran def. Pieren Hunt, 3&2
Hiroshi Tai def. Ryan Voois, 3&2

Semifinal match - Georgia Tech lost to Florida State, 3-2

Bartley Forrester def. Cole Anderson, 3&2
Kale Fontenot lost to Tyler Weaver, 19 holes
Christo Lamprecht lost to Luke Clanton, 2&1
Carson Kim def. Gray Albright, 4&2
Hiroshi Tai lost to Frederik Kjettrup, 3&1

Indicates competing as an individual

2020-21 REVIEW

2023-24 STATISTICS AND RESULTS

ADAM BRATTON	Date	Rounds	Scores	Par	Rank	W-L
Golf Club of Georgia Collegiate Inv.	10/15/2023	3	74-80-72=226	+10	167th/75	8-66
SEASON TOTALS		3	226 Avg. 75.33	+3		8-66

Kale Fontenot	Date	Rounds	Scores	Par	Rank	W-L
OFCF/Fighting Illini Invitational	9/15-17/2023	2	69-74=143	+3	130th/81	51-29
Golf Club of Georgia Collegiate Inv.	10/15/2023	3	77-80-73=230	+14	174th/75	1-73
East Lake Cup - Stroke Play	10/30/2023	1	68	-4	1st/20	19-0
Amer Ari Intercollegiate	2/8-10/2024	3	73-71-65=209	-7	155th/124	69-54
Watersound Invitational	2/19-21/2024	3	72-67-73=212	-4	114th/75	61-13
RE Lamkin Invitational	3/4-5/2024	3	72-73-69=214	-2	123rd/95	72-22
Linger Longer Invitational	3/17-19/2024	3	71-68-76=215	-1	129th/81	52-28
The Goodwin	3/28-30/2024	3	69-77-73=219	+9	180th/168	88-79
The Calusa Cup	4/7-9/2024	3	79-81-73=233	+17	138th/42	4-37
Atlantic Coast Conference Championship	4/19-22/2024	3	74-70-74=218	+5	130th/60	30-29
NCAA Chapel Hill Regional	5/13-15/2024	3	71-73-72=216	+6	53rd/75	22-52
NCAA Championship	5/24-29/2024	4	78-75-71-78=302	+14	167th/156	89-66
SEASON TOTALS		34	2479 Avg. 72.91	+1		558-482

BARTLEY FORRESTER	Date	Rounds	Scores	Par	Rank	W-L
OFCF/Fighting Illini Invitational	9/15-17/2023	2	70-68=138	-2	18th/81	73-7
Ben Hogan Collegiate Invitational	10/2-3/2023	3	73-73-70=216	+6	143rd/75	32-42
Golf Club of Georgia Collegiate Inv.	10/15/2023	3	72-70-71=213	-3	118th/75	57-17
East Lake Cup - Stroke Play	10/30/2023	1	76	+4	116th/20	4-15
Amer Ari Intercollegiate	2/8-10/2024	3	67-67-67=201	-15	18th/124	116-7
Watersound Invitational	2/19-21/2024	3	71-79-68=218	+2	137th/75	38-36
RE Lamkin Invitational	3/4-5/2024	3	72-74-77=223	+7	171st/95	24-70
Linger Longer Invitational	3/17-19/2024	3	71-74-72=217	+1	134th/81	47-33
The Goodwin	3/28-30/2024	3	71-73-66=210	-E	111th/168	157-10
The Calusa Cup	4/7-9/2024	3	74-73-73=220	+4	112th/42	30-11
Atlantic Coast Conference Championship	4/19-22/2024	3	66-71-74=211	-2	18th/60	52-7
NCAA Chapel Hill Regional	5/13-15/2024	3	66-70-66=202	-8	18th/75	67-7
NCAA Championship	5/24-29/2024	4	77-74-76-75=302	+14	167th/156	89-66
SEASON TOTALS		37	2647 Avg. 71.54	-E		786-328

CARSON KIM	Date	Rounds	Scores	Par	Rank	W-L
OFCF/Fighting Illini Invitational	9/15-17/2023	2	78-79=157	+17	81st/81	0-80
Ben Hogan Collegiate Invitational	10/2-3/2023	3	73-76-77=226	+16	173rd/75	2-72
Golf Club of Georgia Collegiate Inv.	10/15/2023	3	74-72-70=216	-E	130th/75	45-29
East Lake Cup - Stroke Play	10/30/2023	1	74	+2	113th/20	7-12
Amer Ari Intercollegiate	2/8-10/2024	3	72-74-67=213	-3	178th/124	46-77
Watersound Invitational	2/19-21/2024	3	74-78-71=223	+7	156th/75	19-55
RE Lamkin Invitational	3/4-5/2024	3	72-73-70=215	-1	133rd/95	62-32
Linger Longer Invitational	3/17-19/2024	3	70-72-72=214	-2	122nd/81	59-21
The Goodwin	3/28-30/2024	3	72-69-72=213	+3	133rd/168	135-32
Atlantic Coast Conference Championship	4/19-22/2024	3	75-72-79=226	+13	53rd/60	7-52
NCAA Chapel Hill Regional	5/13-15/2024	3	77-68-75=220	+10	163rd/75	12-62
NCAA Championship	5/24-29/2024	4	79-75-75-70=299	+11	153rd/156	103-52
SEASON TOTALS		34	2496 Avg. 73.41	+2		497-576

AIDAN KRAMER	Date	Rounds	Scores	Par	Rank	W-L
OFCF/Fighting Illini Invitational	9/15-17/2023	2	73-72=145	+5	144th/81	37-43
Golf Club of Georgia Collegiate Inv.	10/15/2023	3	70-70-71=211	-5	19th/75	66-8
Amer Ari Intercollegiate	2/8-10/2024	3	70-71-69=210	-6	163rd/124	61-62
Linger Longer Invitational	3/17-19/2024	3	70-72-69=211	-5	112th/81	69-11
The Calusa Cup	4/7-9/2024	3	77-72-76=225	+9	126th/42	16-25
SEASON TOTALS		14	1002 Avg. 71.57	-E		249-149

CHRISTO LAMPRECHT	Date	Rounds	Scores	Par	Rank	W-L
OFCF/Fighting Illini Invitational	9/15-17/2023	2	65-66=131	-9	1st/81	80-0
Ben Hogan Collegiate Invitational	10/2-3/2023	3	68-69-66=203	-7	11st/75	74-0
Golf Club of Georgia Collegiate Inv.	10/15/2023	3	71-76-65=212	-4	114th/75	61-13
East Lake Cup - Stroke Play	10/30/2023	1	72	-E	18th/20	12-7
Amer Ari Intercollegiate	2/8-10/2024	3	69-67-66=202	-14	114th/124	110-13
Watersound Invitational	2/19-21/2024	3	71-65-71=207	-9	12nd/75	73-1
RE Lamkin Invitational	3/4-5/2024	3	71-70-69=210	-6	19th/95	86-8
Linger Longer Invitational	3/17-19/2024	3	73-72-67=212	-4	116th/81	65-15
The Goodwin	3/28-30/2024	3	71-70-69=210	-E	111th/168	157-10
Atlantic Coast Conference Championship	4/19-22/2024	3	67-69-71=207	-6	13rd/60	57-2
NCAA Chapel Hill Regional	5/13-15/2024	3	71-71-66=208	-2	121st/75	54-20
NCAA Championship	5/24-29/2024	4	70-4-4-4=70	-2	0th/156	0-0
SEASON TOTALS		31	2144 Avg. 69.16	-2		829-89

ANDY MAO	Date	Rounds	Scores	Par	Rank	W-L
Golf Club of Georgia Collegiate Inv.	10/15/2023	3	72-71-72=215	-1	125th/75	50-24
SEASON TOTALS		3	215 Avg. 71.67	-E		50-24

BRADY RACKLEY IV	Date	Rounds	Scores	Par	Rank	W-L
Golf Club of Georgia Collegiate Inv.	10/15/2023	3	74-76-71=221	+5	152nd/75	23-51
SEASON TOTALS		3	221 Avg. 73.67	+2		23-51

HIROSHI TAI	Date	Rounds	Scores	Par	Rank	W-L
Ben Hogan Collegiate Invitational	10/2-3/2023	3	69-71-71=211	+1	125th/75	50-24
Golf Club of Georgia Collegiate Inv.	10/15/2023	3	70-70-72=212	-4	114th/75	61-13
East Lake Cup - Stroke Play	10/30/2023	1	80	+8	19th/20	1-18
Amer Ari Intercollegiate	2/8-10/2024	3	68-68-67=203	-13	119th/124	105-18
Watersound Invitational	2/19-21/2024	3	73-71-66=210	-6	171th/75	68-6
RE Lamkin Invitational	3/4-5/2024	3	68-71-70=209	-7	15th/95	90-4
Linger Longer Invitational	3/17-19/2024	3	68-68-75=211	-5	112th/81	69-11
The Goodwin	3/28-30/2024	3	74-72-72=218	+8	168th/168	100-67
THE CALUSA CUP	4/7-9/2024	3	73-77-72=222	+6	116th/42	26-15
ATLANTIC COAST CONFERENCE CHAMPIONSHIP	4/19-22/2024	3	71-73-69=213	-E	112th/60	48-11
NCAA CHAPEL HILL REGIONAL	5/13-15/2024	3	65-68-69=202	-8	18th/75	67-7
NCAA CHAMPIONSHIP	5/24-29/2024	4	67-77-70-71=285	-3	1ST/156	155-0
SEASON TOTALS		35	2476 Avg. 70.74	-1		840-194

AIDAN TRAN	Date	Rounds	Scores	Par	Rank	W-L
Ben Hogan Collegiate Invitational	10/2-3/2023	3	75-74-72=221	+11	163rd/75	12-62
Golf Club of Georgia Collegiate Inv.	10/15/2023	3	72-73-75=220	+4	149th/75	26-48
Watersound Invitational	2/19-21/2024	3	72-76-70=218	+2	137th/75	38-36
RE Lamkin Invitational	3/4-5/2024	3	78-73-74=225	+9	177th/95	18-76
Linger Longer Invitational	3/17-19/2024	3	72-72-67=211	-5	112th/81	69-11
The Goodwin	3/28-30/2024	3	71-74-75=220	+10	192nd/168	76-91
The Calusa Cup	4/7-9/2024	3	69-74-77=220	+4	112th/42	30-11
NCAA Championship	5/24-29/2024	4	-2-77-77-76=230	+14	83rd/156	73-82
SEASON TOTALS		24	1765 Avg. 73.54	+2		342-417

Head-to-Head in 2023-24

ACC	2024
Boston College	1-0
California	2-0
Clemson	6-1
Duke	2-0
Florida State	2-7
Louisville	1-0
North Carolina	0-8
NC State	2-0
Notre Dame	3-0
SMU	1-0
Stanford	3-1
Virginia	2-3
Virginia Tech	1-0
Wake Forest	4-1

Non-Conference*	2024
Alabama	3-1
Appalachian State	1-0
Arizona	2-0
Arizona State	1-2
Auburn	0-2-1
Augusta	1-0
Ball State	1-0
Baylor	3-0
Brigham Young	1-0
California Baptist	3-0
Cal Poly	1-0
Charlotte	2-0
Colorado	1-0
East Tennessee State	2-1
Florida	5-1
Georgia	1-3
Georgia State	1-0
Hawaii	1-0
Hawaii - Hilo	1-0
Howard	2-0
Illinois	2-2
Iowa	1-0
Jacksonville	1-0
Kennesaw State	1-0
Lipscomb	1-0
Little Rock	1-0
LSU	1-0
Louisiana Tech	1-0
Long Beach State	2-0
Loyola-Marymount	1-0
Mercer	1-0
Miami (Ohio)	1-0
Michigan State	2-0
Mississippi State	1-0
Nebraska	1-0
Nevada	1-0
New Mexico	1-0
NC-Greensboro	1-0
North Florida	1-0
Northwestern	2-0
Ohio State	1-1
Oklahoma	1-1
Oklahoma State	5-0
Oregon	2-1
Oregon State	2-0
Osaka Gakuin U.	1-0
Pacific	1-0
Pennsylvania	1-0
Pepperdine	5-0
Purdue	2-1
San Diego	1-0
San Diego State	1-0
San Francisco	1-0
San Jose State	2-0
Santa Clara	1-0
Southern California	2-0
TCU	2-0
Tennessee	2-1
Texas	3-2
Texas A&M	3-0
Texas Tech	2-1
UC Davis	2-0
UCLA	3-0
Utah	1-1
Utah Tech	1-0
Vanderbilt	1-2
VCU	1-0
Washington	1-1
Washington State	1-0
West Virginia	1-0
Wofford	1-0

STUDENT-ATHLETES AND STAFF

Benjamin Reuter	10
Hiroshi Tai	11
Aidan Tran	12
Kale Fontenot	13
Carson Kim	13
Brady Rackley IV	14
Albert Hansson	14
Didrik Ringball Bengtsson	14
Head coach Bruce Heppler	16
Assistant coach Jeff Paton	18
Assistant coach Evan Smith	18
Director of Athletics J Batt	19
President Dr. Angel Cabrera	20
Faculty Representative Dr. Jenna Jordan	20

STUDENT-ATHLETE PROFILES

BENJAMIN REUTER

Redshirt Junior • 6-3 • 186 • Naarden, The Netherlands • Caland Lyceum

- French Men's Open/Gordon Bennett Trophy Champion – 2024
- Represented the Netherlands in the World Amateur Team Championships – 2022, 2023
- Member of the Dutch National Team
- Dutch National Stroke Play Champion – 2021
- Dutch national champion U12 – 2015, U15 – 2016, 2017



General: One of the top junior players in Europe, ranked No. 100 among all European amateurs at the time of his enrollment at Tech ... Sits No. 167 in the World Amateur Golf Ranking and No. 65 in the European Amateur Ranking and returns to action after taking a redshirt year in 2023-24 ... Strong and impressive figure physically ... Brother Frederick plays soccer with professional club FC Utrecht ... Also enjoys playing soccer and tennis ... Studying business administration ... Last name pronounced "ROY-ter" ... Hometown pronounced "NAR-dun."

2024 Amateur Highlights: Tied for 23rd at the Jones Cup Invitational in January at Sea Island, Ga. ... Won the Gordon Bennett Trophy as French Men's Open champion in May (212, -4) ... Finished 34th at the Scottish Men's Open and 42nd at the English Amateur ... Finished 15th at the St. Andrews Links Trophy ... Tied for 37th in the stroke play component at the European Amateur Team Championship in Italy, and won two of his three matches for the Netherlands in the match play draw

2023-24: Did not compete and took a redshirt year

2023 Amateur Highlights: Tied for 44th at the European Amateur Championship in Estonia (279, -9) ... Missed the cut at The Amateur Championship in Southport, England ... Tied for 54th at the European Men's Team Championships (144, even)

2022-23: Played in five of Tech's 11 stroke-play events, and was Tech's alternate player for the ACC Championship, NCAA regional and NCAA Championship ... Performed well in the spring with a tie for 12th (Southern Highlands Collegiate (210, -6), a tie for 10th (Linger Longer Invitational, 216, even) and a tie for 32nd (The Goodwin, 213, +3) in Tech's last three regular-season events (competed as an individual in all three) ... Closed the fall season strong by tying for 15th place at the Golf Club of Georgia Collegiate (213, -3) after tying for 78th at the Inverness Intercollegiate ... Has a 72.53 stroke average over 15 rounds ... Ranked No. 162 in Golfstat, No. 176 in the Golfweek/Sagarin Index.

2022 Amateur Highlights: Named to compete for the Netherlands at the World Amateur Team Championships in Paris, France ... Finished 16th at the Ditch Amateur Championship in August ... Tied for 39th place at the European Amateur Championship in Valencia, Spain (292, +4) ... Member of the Dutch team that reached the finals of the European Team Amateur Championship in flight B (finished 9th in team stroke play), where they halved the championship match vs. Finland; tied for 25th in stroke play qualifier (140, even) and won two of his three individual matches against Kevin Jegers of Estonia and Antti-Jussi Lintunen of Finland.

2021-22: Tied for fourth at the NCAA Columbus Regional (211, -2) and tied for 22nd in ACC Championship stroke play (214, -2) for his top finishes this spring ... Won his ACC semifinal individual match over Florida State's Brett Roberts (1-up) and pushed Wake forest's Alex Fitzpatrick to 21 holes before losing the deciding match in the finals ... Shot 78-76 in two NCAA Championship rounds before being subbed out ... Tied for 30th in Tech's spring opener in Hawai'i and 34th at the Watersound Invitational ... No. 283 in the Golfstat rankings and No. 202 in the Golfweek/Sagarin Index ... Played three times in the fall, earning his best finish with a tie for 13th at the Golf Club of Georgia Collegiate ... Also tied for 21st at the Hamptons Intercollegiate ... Posted stroke average of 72.00 over 29 rounds, seventh-best by a freshman in program history.

2021 Amateur Highlights in United States: Tied for 11th in stroke play at the U.S. Junior Amateur (141, -2) and won his first-round match against Matvay Golovanov (6&5) ... Lost in the round of 32 to Jackson Van Paris (\$&3).

European Golf: Won the Dutch National Stroke Play Championship in August (2021) and was the runner-up in the Dutch U18 Championship in July (2021) ... Finished 13th in the 2021 Spanish Amateur Championship and reached the round of 16 in match play ... Finished fourth in the German Boys Open ... Shot 69-74 to help The Netherlands finish fifth in the stroke play portion of the 2021 European Amateur Team Championship ... Won the Dutch national under-15 championship three consecutive years (2016, 2017, 2018) before finishing second in the country's U18 championship in 2019 and seventh in 2020 ... Performed well in other Dutch national events against all-aged competition – he finished eighth and third in the national stroke play championship the last two years, as well as 22nd and second the last two years in his country's national open championship ... Finished in the top-10 in six of 19 amateur events that counted toward points in the World Amateur Golf Ranking, including a sixth-place finish in the European Young Masters and ninth place in the International de France U18 in 2019 ... Against the world's top junior players, he finished 13th and 35th in the 2019 and 2020 Junior Orange Bowl Invitational in South Florida ... Owns the course record of 64 (-8) at his home club (Hilversumsche Golf Club).

TOURNAMENT RESULTS

2021-22	Date	Rounds	Scores	Par	Rank	W-L
Maul Jim Intercollegiate	9/10-12/2021	3	74-69-69=212	+2	164th/90	26-63
Hamptons Intercollegiate	10/4-5/2021	3	74-72-74=220	+4	121st/72	51-20
Golf Club of Georgia Collegiate	10/22-24/2021	3	70-71-69=210	-6	113th/75	62-12
Amer Ari Intercollegiate	2/3-5/2022	3	68-71-71=210	-6	130th/115	85-29
Watersound Invitational	2/20-22/2022	3	74-69-76=219	+3	134th/72	38-33
Southern Highlands Collegiate	2/27-31/2022	3	73-78-71=222	+6	167th/84	17-66
The Goodwin	3/24-26/2022	3	71-74-71=216	+6	188th/147	59-87
Atlantic Coast Conference Championship	4/22-25/2022	3	71-70-73=214	-2	122nd/60	38-21
NCAA Columbus Regional	5/16-18/2022	3	72-68-71=211	-2	14th/75	71-3
NCAA Championship Stroke Play	5/27-30/2022	4	78-76-0-0=154	+14	0th/156	0-0
SEASON TOTALS		29	2088 Avg. 72.00	+1		447-334

2022-23	Date	Rounds	Scores	Par	Rank	W-L
Inverness Intercollegiate	9/26-27/2022	3	77-76-80=233	+20	178th/84	6-77
Golf Club of Georgia Collegiate	10/21-23/2022	3	68-70-75=213	-3	115th/75	60-14
Watersound Invitational	2/19-21/2023	3	68-76-70=214	-2	122nd/69	47-21
Linger Longer Invitational	3/19-21/2023	3	74-73-69=216	E	110th/91	81-9
The Goodwin	3/30-4/1/2023	3	70-73-69=212	+2	132nd/155	123-31
SEASON TOTALS		15	1088 Avg. 72.53	+1		317-152

CAREER STATISTICS

Season	Rounds	Lo54	LoRnd	Par/-	Events	Top1	Top5	Top10	W-L	WLPct	Avg
2021-22	29	210	68	15	10	-	1	1	447-334	.572	72.00
2022-23	15	212	68	7	5	-	-	1	317-152	.676	72.53
2023-24	Redshirt year										
Totals	44	210	68	22	15	-	1	2	764-486	.611	72.18

STUDENT-ATHLETE PROFILES

HIROSHI TAI

Junior • 5-10 • 165 • Singapore • Windermere (Fla.) School

- **NCAA Individual Champion – 2024**
- **GCAA All-American – 2024 (first team)**
- **Golfweek All-American – 2024 (second team)**
- **GCAA All-East Region – 2023, 2024**
- **Maui Jim Individual Event champion – 2022**
- **Golf Club of Georgia Collegiate Invitational champion – 2022**
- **Represented Singapore in the World Amateur Team Championships – 2022, 2023**
- **ACC All-Academic Team - 2024**



General: Reigning NCAA Champion who became the Yellow Jackets fourth all-time individual national collegiate champion with his victory in May at the Omni LaCosta Resort and Spa ... That victory earned him an exemption into the 2024 U.S. Open at Pinehurst and an invitation to the 2025 Masters, where he will be the first native of Singapore ever to compete ... Has earned five points under the PGA Tour University Accelerated system (3 for NCAA Championship, 2 for twice competing in the World Amateur Team Championship (20 points by end of junior year earns status on PGA Tour) ... Won twice as a freshman, the fifth player in program history to win twice or more as a freshman, joining Luke Schniederjans, Cameron Tringale, Matt Kuchar, Bill McDonald (3 wins) ... His collegiate and amateur performances to date elevated him to No. 23 in the World Amateur Golf Ranking ... Highly-ranked junior player who enrolled at Georgia Tech in January of 2022 following two years of military service in his native Singapore Ranked as high as No. 45 (American Junior Golf Association) and No. 40 (Junior Golf Scoreboard) nationally in his graduation year of 2020 prior to his 22-month military stint ... Born in Hong Kong, he and his family have lived in Florida since middle school ... Graduated high school in 2020, then entered the Singapore Navy for 22 months ... Enjoys fishing, photography, swimming and boating ... Majoring in business administration ... Earned Faculty Honors in both the fall and spring of his freshman year ... Name is pronounced "her-RO-shee TIE"

2024 Amateur Highlights: Earned an exemption into the U.S. Open at Pinehurst after winning the NCAA Championship ... Also competed in the Southern Amateur and Western Amateur

2023-24: First-team All-American by the Golf Coaches Association of America, second-team by Golfweek magazine ... Named a GCAA All-America Scholar and CSC Academic All-American ... Made the ACC All-Academic Golf Team ... Ranked No. 38 nationally in the Scoreboard NCAA Golf rankings ... Captured the NCAA Championship with a 3-under-par score of 285, winning by one stroke over a group of six players that included four first-team All-Americans ... Did not qualify for the fall opener at Olympia Fields but competed in all 12 events thereafter, typically No. 3 in the lineup ... Finished lower than 25th only once, and had three top-10 finishes and five others in the top 20 ... All of his top-10s came in the spring, seventh at the Watersound Invitational (210, -6), fifth at the RE Lamkin Invitational and eighth at the NCAA Chapel Hill Regional (202, -8) ... Also tied for 19th in the Amer Ari Intercollegiate, 12th at the Linger Longer Invitational and 16th at the Calusa Cup ... Tied for 12th at the ACC Championship (213, even) ... Tied for 25th at the Ben Hogan Collegiate Invitational (211, +1) and tied for 14th at the Golf Club of Georgia Collegiate Invitational (212, -4) in the fall ... Split his two matches in the East Lake Cup and the NCAA Championship ... Had Tech's second-best stroke average at 70.74 over 35 rounds

2023 Amateur Highlights: Tied for 19th place at the Dogwood Invitational (281, -7) ... Tied for 37th place at the Southern Amateur (214, -2) in Ooltewah, Tenn.

2022-23: Played in every event for Tech as a freshman, earning a pair of collegiate victories and two other top-10 finishes ... Tied for 18th at the NCAA Salem Regional (208, -8) with a closing 66 ... Tied for 58th at the NCAA Championship and won the clinching point for Tech in the match play quarterfinals (19 holes over Roberto Nieves of Pepperdine) ... Nearly won medalist honors at the ACC Championship, tying Michael Brennan of Wake Forest for first place after 54 holes (207, -9) before falling on the third playoff hole ... Win his individual match against Duke in the semifinals (4&3 over Luke Sample) ... Won both of his matches against Charlotte and Ohio State in the Ramblin' Wreck Match Play the week before the ACC Championship ... Tied for ninth at the Watersound Invitational (209, -7) to open the spring before struggling in the next three events before the ACC Championship ... Won twice in the fall, closing out the season as medalist at the Golf Club of Georgia Collegiate Invitational (203, -13), prevailing over some of the nation's top golfers ... At the Maui Jim Intercollegiate, won the individual event at the Desert Mountain Outlaw course in a playoff after posting a 14-under-par total of 202 in regulation ... Tied for 20th at the Inverness Intercollegiate (219, +6) ... Averaged 71.50 over 31 rounds, fifth-best on the team ... Went 4-3-1 overall at match play in three different events ... Finished the spring ranked No. 208 in Golfstat and No. 92 in the Golfweek/Sagarin Index after rising as high as No. 61 and 37, respectively, at the end of the fall season.

2022 Amateur Highlights: Tied for 58th (288, +2) and helped Singapore finish 21st at the World Amateur Team Championships in Paris ... Competed in the International Series Singapore event on the Asian Tour and tied for 44th place (283, -5) ... Tied for 10th place at the Dogwood Invitational (278, -10) ... Tied for 38th at the Porter Cup (288, +8)..

High School: Played three seasons, one as team captain, for coach Kyle McClone at Windermere Prep, leading the team to a district championship in 2019 ... He finished sixth in the 2019 Florida High School Athletic Association State Championship and led Windermere to a third-place team finish in Class 1A.

Junior Golf: Rose as high as No. 40 in the Junior Golf Scoreboard (No. 11 in his class) and No. 45 in the AJGA rankings ... Peak of No. 521 in the World Amateur Golf Ranking ... Began his climb up the rankings in 2017, finishing fourth in the Junior Orange Bowl International Championship and sixth in the Jones Cup Junior Invitational ... In 2018, he won AJGA Junior in San Jose (including a hole-in-one), finished 13th in the AJGA Polo Junior Classic and 27th in the AJGA Rolex Tournament of Champions, all major events ... In 2019, he earned a top-15 finish at the Asia-Pacific Amateur Championship, was 15th at the Southeast Asian Games and 19th at the Terra Cotta Invitational.

TOURNAMENT RESULTS

2022-23	Date	Rounds	Scores	Par	Rank	W-L
Maui Jim Individual Event	9/9-10/2022	3	68-68-66=202	-14	1st/37	36-0
Inverness Intercollegiate	9/26-27/2022	3	74-71-74=219	+6	120th/84	64-19
Ben Hogan Collegiate Invitational	10/3-4/2022	3	71-74-75=220	+10	165th/80	15-64
Golf Club of Georgia Collegiate	10/21-23/2022	3	65-69-69=203	-13	1st/75	74-0
Watersound Invitational	2/19-21/2023	3	68-74-67=209	-7	19th/69	60-8
Southern Highlands Collegiate	2/26-28/2023	3	71-76-70=217	+1	135th/84	49-34
Linger Longer Invitational	3/19-21/2023	3	82-77-78=237	+21	183rd/91	8-82
The Goodwin	3/30-4/1/2023	3	74-71-74=219	+9	188th/155	67-87
Atlantic Coast Conference Championship	4/21-24/2023	3	67-72-68=207	-9	2nd/60	58-1
NCAA Salem Regional	5/15-17/2023	3	68-74-66=208	-8	118th/75	57-17
NCAA Championship - Stroke Play	5/26-29/2023	4	76-72-69-73=290	+10	158th/156	98-57
SEASON TOTALS		34	2431 Avg. 71.50	E		-588-369

2023-24	Date	Rounds	Scores	Par	Rank	W-L
Ben Hogan Collegiate Invitational	10/2-3/2023	3	69-71-71=211	+1	125th/75	50-24
Golf Club of Georgia Collegiate Inv.	10/15/2023	3	70-70-72=212	-4	114th/75	61-13
East Lake Cup - Stroke Play	10/30/2023	1	80	+8	19th/20	1-18
Amer Ari Intercollegiate	2/8-10/2024	3	68-68-67=203	-13	119th/124	105-18
Watersound Invitational	2/19-21/2024	3	73-71-66=210	-6	17th/75	68-6
RE Lamkin Invitational	3/4-5/2024	3	68-71-70=209	-7	15th/95	90-4
Linger Longer Invitational	3/17-19/2024	3	68-68-75=211	-5	112th/81	69-11
The Goodwin	3/28-30/2024	3	74-72-72=218	+8	168th/168	100-67
The Calusa Cup	4/7-9/2024	3	73-77-72=222	+6	116th/42	26-15
Atlantic Coast Conference Championship	4/19-22/2024	3	71-73-69=213	-6	112th/60	48-11
NCAA Chapel Hill Regional	5/13-15/2024	3	65-68-69=202	-8	18th/75	67-7
NCAA Championship	5/24-29/2024	4	67-77-70-71=285	-3	1st/156	155-0
SEASON TOTALS		35	2476 Avg. 70.74	-1		-840-194

CAREER STATISTICS

Season	Rounds	Lo54	LoRnd	Par/-	Events	Top1	Top5	Top10	W-L	WLPct	Avg
2022-23	34	202	65	17	11	2	3	4	586-369	.614	71.50
2023-24	35	202	65	23	12	1	2	4	840-194	.812	70.74
Totals	69	202	65	40	23	3	5	8	1426-563	.717	71.12

PLAYERS & STAFF

STUDENT-ATHLETE PROFILES

AIDAN TRAN

Junior • 6-1 • 165 • Fresno, Calif. • Clovis North HS

• ACC All-Academic Team - 2024

General: California native who has played in 13 events over his first two seasons at Tech ... Ranked as high as No. 39 in the Class of 2022 at the end of May, 2022, according to the American Junior Golf Association ... Committed to the Yellow Jackets before he ever played in a high school event ... Arrived at Georgia Tech with three victories and eight other top-10 finishes in AJGA events since 2018 ... Plays golf right-handed, but is left-handed for everything else ... Second oldest of four children ... Enjoys watching football, working out, as well as playing table tennis, football and basketball ... Majoring in business administration, earning Faculty Honors in both the fall and spring of his freshman year.



2024 Amateur Highlights: Tied for 22nd at the Dogwood Invitational (-8) for his top finish ... Tied for 44th at the Monroe Invitational, and competed in the Trans-Mississippi Amateur

2023-24: Made the ACC All-Academic Golf Team ... Worked his way into the field for all six spring events, the first five as an individual and then as a part of Tech's lineup for the Calusa Cup, where he tied for 12th place (220, +4) ... Was Tech's alternate player for all three post-season championships, and was pressed into action at the NCAA Championship when Christo Lamprecht was sidelined with a back injury ... Played the final three rounds of stroke play (77-77-76) and won his individual match in Tech's upset of top-seed Illinois ... Also tied for 12th at the Linger Longer Invitational (211, -5), posting his low score of the year ... Next best showing was a tie for 37th at the Watersound Invitational (218, +2) ... In the fall, qualified for Tech's lineup at the Ben Hogan Collegiate Invitational and the Golf Club of Georgia Collegiate Invitational, tying for 49th (220, +4) ... Compiled 73.54 stroke average over 24 rounds ... Went 1-2 in his matches at the Cypress Point Classic

2023 Amateur Highlights: Won the 2023 Fresno City Championship (203, -13) ... Finished second at the NCGA Amateur Stroke Play Championship (208, -5), after tying for first and falling in a playoff ... Tied for 35th place at the Dogwood Invitational (284, -4)

2022-23: Competed in two spring events as an individual, posting a high finish of T-49 at the Linger Longer Invitational (226, +10) ... Won his individual match against Ohio State (3&1 over Joe Wilson IV) in the Ramblin' Wreck Match Play ... Played in three of Tech's four fall events and compiled a 71.00 stroke average across nine rounds ... Top finish was a tie for 20th place at the Golf Club of Georgia Collegiate (214, -2) ... Also tied for 24th in the Maui Jim Intercollegiate (205, -5) ... Ranked as high as No. 160 in Golfstat and No. 148 in the Golfweek/Sagarin Index at the end of the fall season..

Junior Golf: Advanced to match play at the U.S. Junior Amateur, tying for 11th place with rounds of 68-71 in stroke play (139, -4) ... Collected three tournament wins and seven other top-10 finishes in AJGA events from 2018 through his signing with Tech, including a 10-stroke victory this year in the AJGA Junior at San Jose ... Also earned a top-10 finish at the AJGA Ping An Bank Open Championship and reached the round of 32 at the California Amateur Championship after tying for 12th place in stroke play ... Previously won the 2020 AJGA Longbow Golf Club Open and the 2018 AJGA Mahoning Valley Hospital Foundation Junior All-Star event ... Ranked as high as No. 22 in his class in the Golfweek/Sagarin Boys Index (No. 35 at end of May, 2022), and No. 43 by the Junior Golf Scoreboard.

High School: Four-year letterwinner in golf for coach Jed Noonkester at Clovis North High School ... Named the top male student-athlete across all sports following his senior year ... Tri-River Athletic Conference MVP in 2022 ... Earned all-section and all-league honors in 2019, 2021, 2022 (2020 season cancelled due to COVID-19) ... Won the California Interscholastic Federation Central Section Championship in 2021 and led Clovis North to a D1 Central Section Championship in 2022 ... Set a Clovis North high school tournament record with a bogey-free 63 in his very first competition as a ninth-grader ... Valedictorian of his high school class with straight A's, including 11 AP classes ... National Merit finalist in 2022 ... Won the College Board's AP Scholar of Distinction Award..

TOURNAMENT RESULTS

2022-23	Date	Rounds	Scores	Par	Rank	W-L
Maui Jim Intercollegiate	9/9-11/2022	3	72-68-65=205	-5	124th/90	66-23
Ben Hogan Collegiate Invitational	10/3-4/2022	3	69-77-74=220	+10	165th/80	15-64
Golf Club of Georgia Collegiate	10/21-23/2022	3	74-72-68=214	-2	120th/75	55-19
Southern Highlands Collegiate	2/26-28/2023	3	81-70-78=229	+13	175th/84	9-74
Linger Longer Invitational	3/19-21/2023	3	76-78-72=226	+10	149th/91	42-48
SEASON TOTALS		15	1094 Avg. 72.93	+2		187-228

2023-24	Date	Rounds	Scores	Par	Rank	W-L
Ben Hogan Collegiate Invitational	10/2-3/2023	3	75-74-72=221	+11	163rd/75	12-62
Golf Club of Georgia Collegiate Inv.	10/15/2023	3	72-73-75=220	+4	149th/75	26-48
Watersound Invitational	2/19-21/2024	3	72-76-70=218	+2	137th/75	38-36
RE Lamkin Invitational	3/4-5/2024	3	78-73-74=225	+9	177th/95	18-76
Linger Longer Invitational	3/17-19/2024	3	72-72-67=211	-5	112th/81	69-11
The Goodwin	3/28-30/2024	3	71-74-75=220	+10	192nd/168	76-91
The Calusa Cup	4/7-9/2024	3	69-74-77=220	+4	112th/42	30-11
NCAA Championship	5/24-29/2024	4	-2-77-77-6=230	+14	83rd/156	73-82
SEASON TOTALS		24	1765 Avg. 73.54	+2		342-417

CAREER STATISTICS

Season	Rounds	Lo54	LoRnd	Par/-	Events	Top1	Top5	Top10	W-L	WLPct	Avg
2022-23	15	205	65	7	5	-	-	-	187-228	.451	72.93
2023-24	24	211	67	7	8	-	-	-	342-417	.451	73.54
Totals	39	205	65	14	13	-	-	-	529-645	.451	73.31

STUDENT-ATHLETE PROFILES

KALE FONTENOT

Sophomore • 6-3 • 190 • Lafayette, La. • Ascension Episcopal

- East Lake Cup stroke play champion – 2023
- ACC All-Academic Team - 2024

General: Has been a regular member of the Tech lineup from the start of his freshman year ... Earned honorable mention All-America honors by the American Junior Golf Association in early November following a 2022 year in which he captured one tournament victory and a pair of runner-up finishes in junior golf events ... Rose as high as No. 31 in the Rolex AJGA Boys Rankings, No. 14 overall in the Junior Golf Scoreboard, and No. 27 in the Golfweek Boys Rankings (all classes) ... Enjoys hunting and playing other sports with friends ... Started playing golf with his father at age 5 ... Majoring in business administration



2024 Amateur Highlights: Tied for 18th at the Dogwood Invitational for his top finish of the summer (-9) ... Also competed in the Monroe Invitational and the Western Amateur

2023-24: No. 209 nationally in the Scoreboard NCAA Golf rankings ... Made the ACC All-Academic Golf Team ... Played in 12 events, and was a part of the Tech lineup for every spring tournament ... Top finish in the spring was a tie for 14th at the Watersound Invitational (212, -4) ... Finished 23rd at the RE Lamkin Invitational (214, -2) and 29th at the Linger Longer Invitational (215, -1) ... Tied for 30th at the ACC Championship (218, +5), 53rd at the NCAA Chapel Hill Regional (216, even) and 67th at the NCAA Championship ... Won the stroke play round of the East Lake Cup with a 4-under-par 68 in the fall, and tied for 30th at the Olympia Fields/Fighting Illini Invitational 143, +3) ... Compiled a 72.91 stroke average over 34 stroke play rounds

2023 Amateur Results: Finished in a tie for 52nd at the Azalea Invitational (294, +10)

Junior Golf: Became the first golfer ever to win the Louisiana Junior Amateur Championship three consecutive years (2021, 2022, 2023) ... Advanced to the quarterfinals of the 2023 Polo Junior Golf Classic after winning two of his three matches in pool play ... In six junior golf events in 2022, notched runner-up finishes at the Stewart Cink Championship in Birmingham, Ala., and the 50th Southern Junior Championship in Charleston, S.C. ... Also tied for 15th at The PING Invitational in Stillwater, Okla., 16th at the Sam Burns at The Landings Club in Savannah, Ga., and 24th at the Insuperity Invitational/Patrick Reed AJGA Junior Championship at The Woodlands, Texas ... Qualified to play in the 2022 U.S. Amateur championship as the medalist at his qualifier in Shreveport, La.

High School: Four-time all-state and all-district honoree who helped Ascension Episcopal High School to five consecutive state Division III titles (2019-23) ... Ascension won the 2023 title by 35 strokes ... Finished third individually in 2021 and 2022 and runner-up in 2023 (11-under-par 133) ... Made the Ascension honor roll and was a member of the National Honor Society.

TOURNAMENT RESULTS

2023-24	Date	Rounds	Scores	Par	Rank	W-L
OFCC/Fighting Illini Invitational	9/15-17/2023	2	69-74=143	+3	130th/81	51-29
Golf Club of Georgia Collegiate Inv.	10/15/2023	3	77-80-73=230	+14	174th/75	1-73
East Lake Cup - Stroke Play	10/30/2023	1	68	-4	1st/20	19-0
Amer Ari Intercollegiate	2/8-10/2024	3	73-71-65=209	-7	155th/124	69-54
Watersound Invitational	2/19-21/2024	3	72-67-73=212	-4	114th/75	61-13
RE Lamkin Invitational	3/4-5/2024	3	72-73-69=214	-2	123rd/95	72-22
Linger Longer Invitational	3/17-19/2024	3	71-68-76=215	-1	129th/81	52-28
The Goodwin	3/28-30/2024	3	69-77-73=219	+9	180th/168	88-79
The Calusa Cup	4/7-9/2024	3	79-81-73=233	+17	138th/42	4-37
Atlantic Coast Conference Championship	4/19-22/2024	3	74-70-74=218	+5	130th/60	30-29
NCAA Chapel Hill Regional	5/13-15/2024	3	71-73-72=216	+6	53rd/75	22-52
NCAA Championship	5/24-29/2024	4	78-75-71-78=302	+14	167th/156	89-66
SEASON TOTALS		34	2479 Avg. 72.91	+1		558-482

CAREER STATISTICS

Season	Rounds	Lo54	LoRnd	Par/-	Events	Top1	Top5	Top10	W-L	WLPct	Avg
2023-24	34	209	65	13	12	1	1	1	558-482	.537	72.91
Totals	34	209	65	13	12	1	1	1	558-482	.537	72.91

CARSON KIM

Sophomore • 6-0 • 150 • Yorba Linda, Calif. • Sunny Hills HS

- ACC All-Academic Team – 2024

General: Competed in all but one event as a freshman and was a solid contributor in the lineup ... Ranked among the top 10 junior golfers in America, named a Rolex All-American and a Rolex Scholastic All-American in 2022 ... Committed to Georgia Tech in July of 2023 after originally signing with Southern California ... Released from his letter of intent after a coaching change ... Became a regular member of Tech's starting five during the spring of his freshman year ... Majoring in business administration



2024 Amateur Highlights: Summer itinerary included trips to the Sunnehanna Amateur in Pennsylvania, the Trans-Mississippi Amateur in Kansas (tie for 8th) and the Monroe Invitational in New York (tie for 23rd) ... Won a local qualifier for the U.S. Amateur but did not make it through final qualifying

2023-24: Made the ACC All-Academic Golf Team ... Competed in 12 of Tech's 13 events, missing only the Calusa Cup due to an injury ... Played 4th or 5th in the Tech lineup, and once as an individual ... Finished 33rd or better in Tech's last three regular-season events, best being a tie for 22nd at the Linger Longer Invitational (214, -2) ... Tied for 33rd at the RE Lamkin Invitational and The Goodwin ... Finished 53rd at the ACC Championship, 63rd at the NCAA Chapel Hill Regional, 67th at the NCAA Championship, where he also went 1-1 in match play ... Tied for 30th in the Golf Club of Georgia Collegiate in the fall and 13th in stroke play at the East Lake Cup, where he also went 1-0-1 in match play ... Scoring average of 73.41 across 34 stroke play rounds

Junior Golf: Ranked No. 3 nationally in the Junior Golf Scoreboard, No. 6 in the Golfweek Boys rankings and No. 9 in the AJGA rankings after finishing 11th at the 2023 Junior Invitational at Sage Valley and 21st at the AJGA Simplify Boys Championship at Carlton Woods, as well as 17th at the California Amateur Championship ... Advanced to match play at the U.S. Junior Amateur in Charleston, S.C., tying for 14th place in stroke play, and reached the round of 32 ... Defeated Chris Pollak, 5&3, in the opening round before falling 5&4 to Torger Ohe ... Represented the U.S. in the 2022 Junior President's Cup and won all three of his matches, including a 5&3 singles win, the second largest victory of the competition for the U.S. side ... Earned the spot thanks to a fourth-place finish at The Junior PLAYERS Championship ... Also played for the West team in the 2022 Wyndham Cup ... 2022 AJGA results were highlighted by a third-place finish at the Sergio and Angela Garcia Foundation Junior Championship, as well as a trio of fourth-place finishes (Junior PLAYERS and the Jack Burke, Jr., Invitational) ... Tied for fifth at the PING Invitational) and seventh at the season-ending Rolex Tournament of Champions

High School: Captured All-Freeway League first-team notice and co-MVP team honors at Sunny Hills High School ... Earned the AJGA Billy Dettlaff Sportsmanship Award and was active in the AJGA Leadership Links as the top fundraiser for the Veteran's Golf Association ... Compiled a 4.67 GPA with an academic resume that featured Rotary Top 100, AP Scholar with Distinction honors, the Servite President's Scholarship Award and inclusion in the California Scholarship Federation

TOURNAMENT RESULTS

2023-24	Date	Rounds	Scores	Par	Rank	W-L
OFCC/Fighting Illini Invitational	9/15-17/2023	2	78-79=157	+17	81st/81	0-80
Ben Hogan Collegiate Invitational	10/2-3/2023	3	73-76-77=226	+16	173rd/75	2-72
Golf Club of Georgia Collegiate Inv.	10/15/2023	3	74-72-70=216	E	130th/75	45-29
East Lake Cup - Stroke Play	10/30/2023	1	74	+2	113th/20	7-12
Amer Ari Intercollegiate	2/8-10/2024	3	72-74-67=213	-3	178th/124	46-77
Watersound Invitational	2/19-21/2024	3	74-78-71=223	+7	156th/75	19-55
RE Lamkin Invitational	3/4-5/2024	3	72-73-70=215	-1	133rd/95	62-32
Linger Longer Invitational	3/17-19/2024	3	70-72-72=214	-2	122nd/81	59-21
The Goodwin	3/28-30/2024	3	72-69-72=213	+3	133rd/168	135-32
Atlantic Coast Conference Championship	4/19-22/2024	3	75-72-79=226	+13	53rd/60	7-52
NCAA Chapel Hill Regional	5/13-15/2024	3	77-68-75=220	+10	163rd/75	12-62
NCAA Championship	5/24-29/2024	4	79-75-75-70=299	+11	153rd/156	103-52
SEASON TOTALS		34	2496 Avg. 73.41	+2		497-576

CAREER STATISTICS

Season	Rounds	Lo54	LoRnd	Par/-	Events	Top1	Top5	Top10	W-L	WLPct	Avg
2023-24	34	213	67	13	12	-	-	-	497-576	.463	73.41
Totals	34	213	67	13	12	-	-	-	497-576	.463	73.41

PLAYERS & STAFF

STUDENT-ATHLETE PROFILES

BRADY RACKLEY IV

Redshirt Junior • 6-4 • 215 • Atlanta, Ga. • The Lovett School

General: Two-time all-state high school player in Georgia who led The Lovett School to state and region championships in 2021 and 2022 ... Youngest of three children whose parents both attended Georgia Tech ... Enjoys playing pool and table tennis, fishing and woodworking ... Studying industrial engineering ... Made the Dean's List in the fall and spring of his freshman year



High School/Junior Golf: Four-year varsity player for coach Brent Creer who led The Lovett School to both state and region championships in 2021 and 2022 ... Team captain as a senior ... Finished second as an individual in the state championship 2021 and eighth in 2022... In 2020-21, had two tournament wins and 10 top-5 performances ... Won the AA individual region title in 2022 ... Was named to the Longhorn Invitational all-tournament team and placed fourth in the Georgia Junior Tour Championship ... Was awarded a spot on the Georgia all-state golf team in 2021 and 2022 ... Selected as the 2021 Bobby Jones award recipient for his success on and off the course ... Compiled a 98.86 weighted grade-point average, graduated cum laude, and is an Eagle scout ... Honor Roll/Principal's List for four years and member of the National Honor Society.

TOURNAMENT RESULTS

2023-24	Date	Rounds	Scores	Par	Rank	W-L
Golf Club of Georgia Collegiate Inv.	10/15/2023	3	74-76-71=221	+5	152nd/75	23-51
SEASON TOTALS		3	221 Avg. 73.67	+2		23-51

CAREER STATISTICS

Season	Rounds	Lo54	LoRnd	Par/-	Events	Top1	Top5	Top10	W-L	WLPct	Avg
2023-24	3	221	71	1	1	-	-	-	23-51	.311	73.67
Totals	3	221	71	1	1	-	-	-	23-51	.311	73.67

ALBERT HANSSON

Freshman • 5-11 • 175 • Fiskebäckskil, Sweden • Filbornaskolan

General: Swedish amateur golfer who is ranked No. 90 in the World Amateur Golf Ranking, after rising as high as No. 29, and No. 2 in the all ages category in the European Golf Ranking ... Comes to Georgia Tech after posting nine top-10 finishes in his last 28 counting events in the WAGR ranking ... Sits No. 21 in the European Golf Amateur Ranking ... Won the European Nations Cup – Copa Sotogrande in Spain and finished as the runner-up at the St. Andrews Links Trophy, the Stora Hotellet Fjällbacka Open and the Spanish Amateur Copa S M El Rey, all in 2023 ... Youngest of three children ... Enjoys watching ice hockey and the Swedish football league Allsvenskan team GAIS ... Picked up golf at his school golf day at age 6 ... Enrolled in business administration



Amateur Career: Enjoyed a solid amateur performance in 2024, finishing 10th at the European Nations Cup – Copa Sotogrande, 22nd at the Spanish Amateur Copa SM El Rey and 44th at the Lytham Trophy ... Also finished 73rd at the Jones Cup Invitational in the United States ... Finished 7th in the first NGL event of 2023, the GolfStar Winter Series I in Spain ... In March 2023, lost the final of the Spanish International Amateur Championship to Nicola Gerhardsen of Switzerland, 1 up ... In April 2023, he won the European Nations Cup – Copa Sotogrande in a playoff against John Gough of England, joining past champions of the event such as Padraig Harrington, Sergio García, Francesco Molinari, Shane Lowry and Rory McIlroy ... Was the runner-up at the 2023 St. Andrews Links Trophy and the Stora Hotellet Fjällbacka Open ... Finished sixth in stroke play at the 2023 R&A Amateur in England ... Tied for 50th at the 2023 European Amateur Championship ... Finished 82nd at the World Amateur Team Championship ... Joined the Swedish National Team in 2022 ... Won bronze medal in the 2021 European Boys' Team Championship in Denmark after Sweden lost the semi-final to Germany 3-4, and finished 4th in 2022, after the team lost the bronze game to Spain 3-4 ... In 2022, won the Junior Golf World Cup individually and finished third with the team, behind Canada and hosts Japan ... He beat his close friend and classmate Didrik Ringvall Bengtsson, 2 and 1, to win the 95th R&A Boys Amateur Championship at Carnoustie Golf Links ... On the basis of these results, he was selected to represent Europe in the Jacques Léglise Trophy, in which the Europeans prevailed 131/2 to 111/2 over the British at Blairgowrie Golf Club, Scotland ... Won the Swedish Golf Team Invitation at Barsebäck Golf & Country Club, four strokes ahead of Wilhelm Ryding and Didrik Ringvall Bengtsson ... Was medalist at the Nordic Golf League Qualifying School at Vasatorp Golf Club, and tied for eighth at the Q-School Final at Rya Golf Club ...

High School/Junior Golf: Plays out of Skaftö Golf Club in Fiskebäckskil, on the small Swedish west coast island Skaftö ... From the age of 6 until 13 his coach was Mikael Kinhult, father of professional golfers Marcus Kinhult and Frida Kinhult ... Finished 14th at the 2023 Sage Valley Junior Invitational ... Attends the Golf Academy at Riksidrotts gymnasiet Helsingborg

DIDRIK RINGVALL BENGTTSSON

Freshman • 5-8 • 148 • Stockholm, Sweden • Filbornaskolan

General: Swedish amateur golfer who is ranked No. 216 in the European Amateur Golf Ranking and No. 1154 in the World Amateur Golf Ranking ... Took up golf at age 5 ... Outside interests include Allsvenskan (Swedish Football League), kayaking, swimming and grilling ... Enrolled in business administration



Amateur Career: Top finishes in 2024 include 62nd at the European Nations Cup-Copa Sotogrande and 75th at the Lytham Trophy ... Earned eight top-5 finishes over the past 12 months in events that counted toward his EGR ranking, including two wins and a runner-up finish in Swedish Junior Tour Elite events ... Won the Stenson Sunesson Junior Challenge and posted runner-up finishes at the 2022 R&A Boys Amateur Championship (with Tech teammate Albert Hansson), the Teen Tour Elite #6, the Swedish Golf Team Invitation, and the GTT Finale-Sweden Invitational ... Added a third-place finish in the 24th Faldo Series Grand Final ... Missed advancing to match play at the 2023 R&A Amateur Championship in England by one stroke

High School/Junior Golf: Played golf for his high school for four years, serving as captain his final year ... His team won the Swedish High School Team Championship in 2022 and 2023 ... His coaches Hans Larsson and Lars Hägglund who coach many top golfers, for example Ludvig Åberg ... Participated in the final stage of the National Teen Cup four consecutive years ... Plays out of Saltsjöbadens Golf Club ... Won the JSM Slag, Svenska Junior Tournament and two Swedish Junior Elite events ... Attends the Golf Academy at Riksidrotts gymnasiet Helsingborg

HEAD COACH BRUCE HEPPLER



The Heppler File

- **Name:** Bruce Heppler
- **Birthdate:** March 27, 1960 in St. George, Utah
- **Joined Tech Staff:** June 27, 1995
- **Education:** Master's degree in sport management from Massachusetts in 1988; Bachelor's degree in accounting from Brigham Young in 1985; Associate degree in arts and sciences from Dixie Junior College in 1982.
- **Playing Experience:** Lettered at Dixie Junior College (1979).
- **Coaching Experience:** Head coach at Georgia Tech (1995-present), Assistant men's and women's coach at Oklahoma State (1991-95), Assistant men's coach at UNLV (1989-91), Head men's and women's coach at Amherst College (1987), USA Palmer Cup coach (2003, 2015)
- **Honors:** GCAA National Coach of the Year (2002); ACC Coach of the Year (1999, 2001, 2002, 2006, 2009, 2011, 2012, 2014, 2018, 2019); GCAA Region Coach of the Year (1999, 2001, 2002, 2006, 2009, 2011, 2012, 2014); has coached three U.S. Amateur champions (Matt Kuchar 1997, Andy Ogletree 2019, Tyler Strafaci 2020); Inducted into the Golf Coaches Association of America Hall of Fame in 2021; Inducted into the Georgia Golf Hall of Fame in 2022; Named Georgia Tech Honorary Alumnus in 2018; Successful completion of the CPA exam on first sitting (November, 1985); Member of American Institute of Certified Public Accountants; Member of the Golf Coaches Association of America, served as treasurer since 2007
- **Post-Season as a Head Coach:** 25 NCAA regional appearances, 20 NCAA Finals appearances, 4 NCAA runner-up finishes (1998, 2002, 2005, 2023), 6 NCAA Match Play appearances (2010, 2011, 2013, 2014, 2023), NCAA regional champions (1998, 1999, 2002, 2015, 2023), ACC Champions (1999, 2001, 2002, 2006, 2007, 2009, 2010, 2011, 2012, 2014, 2015, 2018, 2019, 2023); 2 NCAA individual champions (Troy Matteson, Hiroshi Tai). **As an Assistant Coach:** 1995 NCAA Championship, first place (Oklahoma State); 1992 NCAA Championship, third place (Oklahoma State); 1991 NCAA Individual Champion (Warren Schutte, UNLV); 1990 West Region Champion (UNLV).

29 Years at Tech

ACC Coach of the Year 10 times

14 ACC Championships

20 NCAA Finals Appearances

6 NCAA Match Play Appearances



Georgia Tech's run of Atlantic Coast Conference championships and NCAA Championships performances — 14 ACC titles, 19 trips to the NCAA Championship finals and four national runner-up finishes — are unprecedented for any sports program in school history, while the Yellow Jackets have won 72 tournaments in his 29 years.

Bruce Heppler, the 10th-longest tenured head coach in Division I at 29 years, has guided the Yellow Jackets to an NCAA regional every year since 1998 (no NCAA championships were held in spring of 2020), while 21 of those teams advanced to the NCAA Finals. Thirteen of those teams have finished in the top eight, with five of those teams reaching match play since that format was introduced in 2009. Tech has reached match play at the NCAA Championship each of the last two years, advancing to the finals in 2023, where they fell to Florida, 3-1, for the program's fifth all-time runner-up finish, and to the semifinals in 2024.

Prior to that, three Tech teams finished as national runner-up under the former 72-hole stroke-play format. During his tenure, Tech has won or shared 14 Atlantic Coast Conference titles. Only two ACC coaches have led their teams to more ACC titles than has Heppler. With victories in the last five years by Andy Ogletree (2019) and Tyler Strafaci (2020), as well as Matt Kuchar in 1997, three of his players have won the coveted United States Amateur Championship, which is tied for the most by any college coach.

He has been named ACC Coach of the Year 10 times, most recently in 2019, more than any ACC coach in conference history. He also is a member of the Golf Coaches Association Hall of Fame and was inducted into the Georgia Golf Hall of Fame in October of 2022.

Since 2000, Tech has finished outside the top 10 in both polls only four times.

In a July, 2015 poll of his coaching peers conducted by Golfweek magazine, Heppler ranked No. 3. His program was ranked No. 2 among College Factual's ranking of the best colleges to play golf, taking into account both the quality of the golf team, as well as the academic success of the players and the quality of the school.

Heppler has recruited and developed his share of star players as well. The Yellow Jackets have had at least a pair of All-Atlantic Coast Conference honorees 22 times in 28 years, and landed four members of the team on the squad four times (2005, 2011, 2018, 2019). Tech has had at least two players earn All-America honors 15 times, with 22 first-team selections in that period of time. Three of his players, Matt Kuchar, Bryce Molder and Troy Matteson, have been named national player of the year.

Twelve of Heppler's players are currently active members of either the PGA Tour or the Korn Ferry Tour, with several other recent graduates climbing their way through the other professional tours.

Three of Heppler's players at Georgia Tech — Kuchar in 1997, Ogletree in 2019 and Tyler Strafaci in 2020 — have won the coveted United States Amateur Championship. Only one other college coach, Buster Bishop at Florida in the 1960s and 1970s, can claim that distinction. With Andy Ogletree's and Tyler Strafaci's victories in 2019 and 2020, Georgia Tech became the first institution to have teammates win the title in back-to-back years.

Kuchar, Molder, Nicholas Thompson, Cameron Tringale, Ogletree and Strafaci have represented the United States in the Walker Cup matches. Twice, in 1998 and 2013, five or more of the Heppler's active Tech players have qualified to play in the U.S. Amateur. Six of Tech's seven returning players in 2013 competed in that year's U.S. Amateur in Brookline, Mass., an unprecedented feat.

Heppler has been named to coach the United States team in the Palmer Cup twice, in 2003 and 2015, and 11 of his players have also represented the USA in that annual event.

On the conference level since 1985, when the Yellow Jackets won their first ACC Championship, Tech has earned more NCAA Championship berths than any team except Clemson. The Jackets have earned more top-10, more top-5 and more top-2 finishes in NCAA Championship competition than any other ACC team. Tech also has had more All-America selections (65) than any other ACC team during the same period except the Tigers.

His players have been just as successful in the classroom. Tech's golf program has been recognized with a perfect Academic Progress Report score of 1000 for 19 straight years, and every senior has graduated.

Twenty-six different players under Heppler have been named All-America Scholars (a total of 49 times) by the Golf Coaches Association of America, which requires a minimum 3.2 GPA and participation in at least 75 percent of a team's events. Two, All-Americans Bryce Molder and Roberto Castro, received the NCAA's Top VIII Award, an honor given to eight student-athletes from all sports each year and recognizes those who excel in their sport and in the classroom, and exhibit high character, leadership and service to others.

It didn't take long for Heppler to restore the glory to Tech's golf program following a couple of lean years in the mid-1990s. After recruiting future All-Americans Kuchar and Molder, Heppler had the Yellow Jackets back in the NCAA Tournament in his third season, where they finished third, just

four shots off the lead. Tech also was ranked No. 1 in the nation during the course of the year and won the NCAA East Regional.

Even better things were to come as Tech captured the first of its ACC titles under Heppler in 1999. In 2000 the Yellow Jackets came the closest to an NCAA Championship in their history, tying for first after 72 holes with Oklahoma State before losing a one-hole playoff. On the year, Tech captured four team titles and finished in the top four in each event it entered.

During the 2001 campaign, the Jackets won their second ACC crown in three years, the second under Heppler, captured a school-record-tying five tournament wins during the year and finished fourth in the NCAA Championship. For his efforts, Heppler was named ACC Coach of the Year and guided three All-Americans in Molder, who was also the consensus National Player of the Year, Matteson and Kris Mikkelsen.

In 2002, Heppler led the Yellow Jackets to arguably the best season in school history, as Tech captured seven team titles, a new program record, and finished second at the NCAA Championship. In the process, Heppler earned National and ACC Coach of the Year honors. During the year, the Jackets won the school's eighth ACC title, while placing all five starters on GCAA All-America teams. Under Heppler's tutelage, Matteson became the third Tech player to win the individual national collegiate title.

The Yellow Jackets have been to the NCAA Championship every year since 1998 (no championship was held in 2020), and only five times in that period failed to advance out of a regional. In the 15 years the NCAA has conducted the current medal/match play format for the championship, Tech has advanced to match play five times. The Jackets advanced to the match play finals for the first time in 2023, where they fell to Florida, 3-1.

A native of St. George, Utah, Heppler has demonstrated his strength as a recruiter by attracting both National Players of the Year during 1997-98 and the ACC Players of the Year for 1998, 1999, 2000 and 2001. His first recruit at Tech was Kuchar, who won the 1997 U.S. Amateur Championship and was named the ACC Player of the Year and the Fred Haskins National Player of the Year in 1998. Molder was the Jack Nicklaus Player of the Year in 1998 and in 2001, along with being named the ACC Player of the Year in 1999, 2000 and 2001. The trio of seniors who graduated in 2020 – Ogletree, Strafacci and Luke Schniederjans – won 14 tournaments, including two ACC Championships, and four individual titles.

All those accomplishments led the Georgia Tech Alumni Association to name him an Honorary Alumnus in 2018.

Heppler, a dean's list student at Brigham Young, earned his bachelor's degree in accounting from BYU in 1985, and later received his master's degree in sport management from Massachusetts in 1988. He played golf for one year at Dixie Junior College in St. George before transferring to Brigham Young.

He became a certified public accountant in 1985 and spent one year in the firm of Huber and Associates in Salt Lake City, then began his collegiate coaching career in 1987 as the men's and women's golf coach at Amherst. He then spent two years as an administrative assistant at UNLV, becoming the assistant men's golf coach at UNLV in 1989. He spent two years in that role before moving to Oklahoma State in 1991.

"Georgia Tech is a great fit for me," said Heppler. "This is one of the five or six best programs right now if you look around at college golf's successful teams since the '90s. We have a lot of alumni on the PGA Tour, which is great for the school. Young people can see they have a chance to be player of the year or win a national championship here. It's a great school academically, which is a real draw with the general pool of talent out there interested in playing college golf."

Heppler is married to the former Traci Schull of Southbury, Conn., and they have a son, Zakary, and a daughter, Moriah. Heppler is actively involved with Atlanta Alliance for Children and is a past president of the Golf Coaches Association of America.



PLAYERS & STAFF

Heppler Year-by-Year

Year	All-Americans	All-ACC	Wins	+NCAA	#ACC	#Rank
1996	—	—	—	—	9th	—
1997	1	1	—	—	8th	—
1998	2	2	2	2nd	2nd	—
1999	2	3	3	%28th	Champions	—
2000	4	2	4	^2nd	2nd	1/na
2001	3	2	5	4th	Champions	2/2
2002	5	3	7	+2nd	Champions	1/1
2003	2	2	—	T11th	4th	12/13
2004	3	3	2	T5th	3rd	6/5
2005	3	4	1	2nd	2nd	3/3
2006	3	3	3	%26th	Co-champions	4/5
2007	3	2	1	8th	Co-champions	9/9
2008	1	2	—	!15th	4th	9/8
2009	1	1	1	T10th	Champions	7/10
2010	3	3	2	3rd (QF)	Champions	14/5
2011	3	4	2	2nd (QF)	Champions	2/3
2012	2	3	2	!6th	Champions	8/11
2013	3	2	2	2nd (SF)	4th	8/4
2014	2	3	6	5th (SF)	Champions	2/4
2015	2	2	4	9th	Champions	9/12
2016	—	—	—	!6th	4th	38/42
2017	—	2	—	!6th	T7th	21/22
2018	—	4	4	!6th	Champions	8/6
2019	—	4	6	18th	Champions	7/12
2020	1	n/a	4	n/a	n/a	3/7
2021	—	1	1	15th	!5th	25/24
2022	2	3	5	12th	2nd	11/10
2023	3	3	2	2nd (F)	Champions	4/6
2024	2	1	—	8th (SF)	3rd	17

+NCAA individual champion (Troy Matteson in 2002)

^Tied after 72 holes, lost playoff

%missed 36- or 54-hole cut at NCAA Championship

!finish in NCAA regional, did not advance to finals

(QF, SF, F) finish in NCAA match play

#Final ranking from Golfweek-Sagarin Ratings/Golfstat (through 2023), NCAA Scoreboard 2024 forward

Heppler's Players in Professional Golf*

Anders Albertson	PGA Tour	Michael Pisciotta	developmental tours
Bo Andrews	developmental tours (retired)	Seth Reeves	PGA Tour
Roberto Castro	PGA Tour (retired)	Luke Schniederjans	PGA Tour Canada
Will Dickson	developmental tours	Ollie Schniederjans	PGA Tour
J.T. Griffin	Korn Ferry Tour	Kyle Scott	Korn Ferry Tour (retired)
Chesson Hadley	PGA Tour	Tyler Strafacci	PGA Tour Canada
Shun Yat Hak	Korn Ferry Tour	Nicholas Thompson	PGA Tour
Paul Haley	PGA Tour	Cameron Tringale	PGA Tour
Connor Howe	Korn Ferry Tour	Minghao Wang	PGA Tour China (retired)
Matt Kuchar	PGA Tour	Matt Weibring	PGA Tour (retired)
Christo Lamprecht	Korn Ferry Tour	Richy Wereski	PGA Tour
Troy Matteson	PGA Tour (retired)	James White	PGA Tour Canada (retired)
Bryce Molder	PGA Tour (retired)	Chan Song	PGA Tour China (retired)
Noah Norton	developmental tours	Ross Steelman	Korn Ferry Tour
Andy Ogletree	Asian Tour/LIV Golf	Vincent Whaley	PGA Tour
Chris Petefish	Korn Ferry Tour	*Players listed with highest level achieved	

GOLF STAFF

JEFF PATON

Assistant Coach
Four years at Tech
Georgia State, 1985

A veteran golf professional and instructor for nearly 40 years, Jeff Paton has served as a volunteer coach for the Georgia Tech team since August of 2021, along with his work coaching top-level amateur players and touring pros at all levels.

Paton has worked as a self-employed PGA Tour coach since 2015, following a 32-year career as a golf professional at various clubs in the area, including two stints as director of golf at the Golf Club of Georgia in Alpharetta, Ga., the Yellow Jackets' home golf course.

He began his career as a golf professional while still an undergraduate student at Georgia State, working from 1983-87 as an assistant pro at Brookfield West Country Club in Roswell, Ga. He moved on to serve as an assistant pro at the Atlanta Athletic Club in Duluth in 1987 before becoming the director of golf at the Golf Club of Georgia in 1993. After a short stint as director of golf and general manager at Chestatee Golf Club in Dawsonville in the late 1990s, he returned to the Golf Club of Georgia as director of golf and GM in 2001.

Along the way, Paton has been honored as the Georgia Section PGA Teacher of the Year and Georgia Section PGA Merchandiser of the Year (twice). He has served as past president of the Georgia PGA Assistants division, the Georgia PGA North Chapter and the Georgia Golf Course Owners Association, and has served on the board of directors of the Georgia Section PGA. He is a certified PGA Tour instructor.

Having lived in the Atlanta area since age 10, Paton is a longtime Georgia Tech sports fan, attended Wheeler High School in Marietta, West Georgia College in Carrollton and Georgia State University in Atlanta.



EVAN SMITH

Assistant Coach
First Year at Tech
Point University, 2016

With a decade of experience in the golf industry, including three years as a college golf coach under his belt, and a background in both business and military leadership, Evan Smith joined the staff of head golf coach Bruce Hepler as an assistant coach in August 2024.

Smith served as the head men's and women's golf coach at St. Andrews University in Laurinburg, N.C., in 2018-19, following a two-year stint (2016-18) as an assistant coach at Point University in West Point, Ga., and a two-year term (2016-18) as director of golf at Point University Golf Club.

At Tech, he will be involved in coaching and recruiting, fitness development during competitions, assisting with practice design and setup, supervising technology at Tech's Noonan Practice Facility, and assisting with fundraising and all other daily compliance and reporting responsibilities.

In between his work in the golf world, Smith joined the U.S. Army in July 2019 and graduated from the Army School of Infantry, earning the role of class first sergeant and overseeing the well-being and training of fellow trainees. Smith attended Ranger Assessment and Selection at Fort Moore in Columbus, Ga., and served as team leader in the 2-1 Infantry Battalion at Joint Base Lewis-McChord in Washington state. At JBLM, he was selected as personal security detail and Command Team Aide for the Brigade Commander and Brigade Command Sergeant Major, responsible for reconnaissance and strategic mission planning throughout the Pacific Pathways Operation.

Smith excelled in administrative and diplomatic roles during his time in the Army, including attending Ranger School training, Master Resiliency training, Expert Infantry Badge training, Stryker Leadership Course, and Master Physical Fitness training. He also earned the Army Commendation Medal twice, the Army Achievement Medal, the Good Conduct Medal, and the Korean Defense Medal.

The native of Kennesaw, Ga., entered the golf industry soon after graduating from Point University in 2016, serving as director of golf for Point University Golf Club. There, he supervised all golf course and events center operations, developed junior camps and member tournaments, as well as taught private lessons. He also played a key role in fundraising for the university by organizing and managing fundraising golf tournaments and developing the club's first junior golf program.

From there, Smith moved into coaching as the university's assistant men's golf coach for two years, leading the Skyhawks to back-to-back victories at the 2017 and 2018 Appalachian Athletic Conference Championship, and made the program's first two appearances in the NAIA National Championship. He earned assistant coach of the year awards for both years.

St. Andrews University hired Smith to rebuild its men's and women's teams in 2018, and led both teams to impressive showings in the Appalachian Athletic Conference Championships.

From there, he entered his Army service, and between transitioning from military service and accepting his current role at Georgia Tech, he returned to Point University as an account manager for the university's Elevate Program, advancing the employer-sponsored college subscription program. Smith earned his bachelor's degree in business management from Point University in May 2016. He played three seasons at Point University and qualified for NJCAA Nationals in 2013 at USC-Lancaster.

Smith currently resides in Marietta, Ga., with his wife, Jessica, and their dog, Hallie.



Valerie Billstrom
Assistant Director
Academic Services



Paul Wolkoff
Assistant Athletic Trainer



Steve Tamborra
Player Development Coach



Matthew LaFoy
Assistant Director of Athletic
Grounds (Noonan Golf Facility)

ADMINISTRATION/EXECUTIVE STAFF

J BATT

Director of Athletics

JBatt was named the 10th full-time director of athletics in Georgia Tech history on Oct. 14, 2022 and officially took the reins of Tech athletics 10 days later, on Oct. 24, 2022.

In less than two years under Batt's leadership, Georgia Tech athletics' impressive achievements include:

- the highly regarded hires of Georgia Tech alumnus Brent Key as the 21st head coach in Tech football history and former All-American and NBA All-Star Damon Stoudamire as the 15th men's basketball head coach in school history;
- a historic multi-decade partnership with Hyundai, which will provide transformative revenue for Tech athletics, both in the present and for years to come;
- two ultra-successful Competitive Drive Initiatives, a pair of two-month fundraising initiatives at the end of 2022 and 2023, both of which shattered their goals in terms of total donors and funds raised and, with matching gifts from the Georgia Tech Foundation, produced a total impact of more than \$15 million for Tech student-athletes.

Tech also took a big step towards re-establishing itself as one of college athletics' premier programs in Batt's first full year as the Yellow Jackets' athletics director in 2023-24. Fourteen of seventeen teams earned a spot in postseason competitions, highlighted by football (which earned its first bowl win since 2016 with a 30-17 victory over Central Florida in the Gasparilla Bowl), golf (which made its second-straight NCAA semifinals appearance) and volleyball (which advanced to the NCAA Sweet 16). Other highlights included thrilling football wins over nationally ranked Miami (Fla.) and North Carolina and men's basketball victories over Duke, North Carolina, Clemson and Mississippi State.

In the classroom, Georgia Tech's student-athletes continued to excel academically in 2023-24, highlighted by setting an all-time high for the third-straight year with a 92% NCAA Graduation Success Rate and posting the highest mean grade point average in Tech Athletics history with a 3.25 in the spring 2024 semester.

Batt came to The Flats after serving as executive deputy director of athletics, chief operating officer and chief revenue officer at Alabama for five years (2017-22). He joined Alabama athletics' administration as senior associate athletics director, was promoted to COO and senior deputy athletic director in 2021 and to executive deputy director, COO and chief revenue officer in 2022.

At Alabama, he was responsible for guiding revenue generating, including charitable giving, ticketing, Tide Pride, and other revenue sources. Batt oversaw the successful development, implementation, and launch of the Crimson Standard, Alabama Athletics' 10-year, \$600 million capital initiative. He also provided day-to-day leadership of the department as a member of the Athletics executive team and served as the sport administrator for men's basketball.

Widely regarded as one of college athletics' top fundraisers, Batt served as senior associate athletic director and executive director of the Pirate Club at East Carolina from 2013 to 2017. As a



member of the ECU athletics executive leadership team, Batt oversaw a development operation that increased total fundraising in 2016 by more than 60% over ECU's previous best year.

He also served as associate A.D. and executive director of Maryland's Terrapin Club from 2011 to 2013. He joined the Terrapin Club staff in 2009 before being promoted to executive director beginning in 2011.

Before his four-year tenure at Maryland, Batt held positions in athletics fundraising at James Madison, William & Mary and his alma mater, North Carolina.

A member of the Tar Heels' 2001 NCAA champion men's soccer team, Batt earned both a bachelor's degree in journalism and mass communications and a master's degree in sports administration from UNC.

Batt and his wife, Leah, have two sons: Fitz and Graham.

WHAT THEY'RE SAYING ABOUT J BATT

"We're excited to welcome J to Georgia Tech. His leadership experience at one of the most competitive programs in the nation and his extraordinary track record in fundraising and revenue generation will bring great value to Georgia Tech. As a former ACC student-athlete, J has a keen appreciation for what it takes for students to compete at the highest level while pursuing a degree at a top academic institution. He values and shares our culture of excellence and integrity and our commitment to student well-being and success. I look forward to working with him to secure and invest the resources necessary for a successful athletics program." – Georgia Tech President Angel Cabrera

"Georgia Tech has made an outstanding hire in J Batt. He is a rising leader within intercollegiate athletics and has made a great impact during his time at the University of Alabama. He is a proven administrator and fundraiser and will be a great ambassador for the Institute and the community." – University of Alabama President Stuart R. Bell

"J has been such a strong leader as part of our executive team at Alabama. He has incredible vision and has done an outstanding job overseeing many areas of the department, beginning with development when he arrived in 2017. He has done a masterful job with the operations of the department. J has been involved in all of our major decisions and has provided constructive insight and feedback to make us better. His experience working directly with our student-athletes, our coaches and Athletics staff, university leadership, and fan base has prepared him well for this moment. We are thrilled for J, his wife, Leah, and boys, Fitz and Graham. Georgia Tech made a home-run hire with J." – Alabama director of athletics Greg Byrne

"Since arriving at Alabama, J has positively affected our program through the success of the Crimson Standard Initiative while being a trusted advisor to our athletic director, Greg Byrne, and an essential part of our administrative team. We set a vision for the future of Alabama Athletics and Alabama football through the Crimson Standard and J as well as his team delivered with impressive results." – Alabama football head coach Nick Saban

"I am extremely happy for J, Leah, and their boys for this opportunity. His work ethic, character, wisdom, and vision for the University of Alabama have been great assets to our men's basketball program, and we are thankful for everything he has done to help our team and staff. I think he is a perfect fit at Georgia Tech, and I'm excited to see what the future holds under his leadership." – Alabama men's basketball head coach Nate Oats

PLAYERS & STAFF



ADMINISTRATION/EXECUTIVE STAFF

DR. ÁNGEL CABRERA

President

Ángel Cabrera is the 12th president of the Georgia Institute of Technology, one of America's leading research universities, serving nearly 48,000 students and conducting more than \$1.4 billion in annual sponsored research.

Since Cabrera's arrival in the fall of 2019, enrollment grew to an all-time high, applications broke Institute and state levels, and the undergraduate program became the third most-selective among public universities. Offering best-in-class graduation rates and career outcomes, coupled with lower tuition and fees than most other leading research universities, Georgia Tech is consistently recognized for offering one of the best returns on investment for students.

Georgia Tech's research enterprise has also experienced considerable growth since 2019. With more than \$1.2 billion in annual research expenditures, the Institute ranks among the top 20 most research-intensive universities in the nation and is No. 1 among institutions without a medical school.

Georgia Tech's unprecedented growth stems from a 10-year strategic plan that was developed under Cabrera's leadership with the participation of more than 5,700 members of the Institute community and adopted in November 2020. In the plan, titled "Progress and Service for All," Georgia Tech pledges to amplify its impact and lead by example in a mission to develop leaders who advance technology and improve the human condition.

During Cabrera's presidency, Georgia Tech has continued to build on two decades of progress in transforming the neighborhoods surrounding its campus into thriving hubs of innovation and entrepreneurship. In 2023, the third and final phase of Tech Square broke ground with the construction of the George and Scheller Towers, and Science Square Labs was completed in 2024 — the first phase of a new district on Atlanta's westside dedicated to medical technology research and innovation. Cabrera came to Georgia Tech after serving for seven years as president of George Mason University (GMU) in Virginia. During his presidency, GMU joined the top tier of research universities in the Carnegie Classification, became the largest and fastest-growing institution in the state, launched numerous academic and research programs, and established a campus in South Korea. Before GMU, Cabrera was president of the Thunderbird School of Global Management, now part of Arizona State University, and dean of IE Business School in Madrid.

Cabrera has been named a "Young Global Leader" by the World Economic Forum, a "Star of Europe" by Bloomberg Businessweek, a "Henry Crown Fellow" by the Aspen Institute, and a "Great Immigrant" by the Carnegie Corporation of New York. He has received honorary degrees from Miami Dade College and Universidad Politécnica de Madrid.

Cabrera serves on the boards of the National Geographic Society, Harvard College Visiting Committee, Atlanta Committee for Progress, Metro Atlanta Chamber, and Bankinter Innovation Foundation in Spain. He has served on the board of the Federal Reserve Bank of Richmond, the advisory boards of Instituto Tecnológico de Monterrey and Georgia Tech (which he chaired), and the boards of three public companies.

Cabrera earned his M.S. and Ph.D. in psychology and cognitive science from Georgia Tech, which he attended as a Fulbright Scholar. He also holds a B.S. and an M.S. in computer and electrical engineering from Universidad Politécnica de Madrid. His academic publications have been cited thousands of times.

He is married to management scholar and Georgia Tech classmate, Elizabeth. Their son, Alex, is a graduate of Georgia Tech and Carnegie Mellon University, and their daughter, Emilia, is a graduate of Harvard University. Cabrera is the first native of Spain to serve as president of an American university.



DR. JENNA JORDAN

Faculty Athletics Representative

President Ángel Cabrera named Jenna Jordan, associate professor and associate chair in the Sam Nunn School of International Affairs, as faculty athletics representative (FAR) to the Georgia Tech Athletic Association (GTAA) in May 2022.

The FAR serves as the liaison between the Institute and the Athletic Association on issues regarding rules compliance activities, new developments at the NCAA, and activities related to Atlantic Coast Conference (ACC) membership. This is a part-time administrative position appointed for a term of three years.

"Professor Jordan is not just an accomplished scholar but an exemplary educator who cares deeply about the growth and well-being of our students," said Cabrera. "She has made a difference these past years as a faculty guide with the Stamps President's Scholars, and I have no doubt she will have a similar impact in supporting the academic experience of our student-athletes and serving as an effective liaison between our faculty and our athletic program."

Jordan has been a Georgia Tech faculty member since 2012. Her research focuses on terrorism and political violence, international security, cybersecurity, wargaming, organizational theory, and statecraft. Her work has been published by Stanford University Press and in *International Security*, *Security Studies*, *Conflict Management and Peace Science*, *Journal of Cybersecurity*, and *International Trends* as well as *The New York Times*, *The Atlantic*, *Chicago Tribune*, *Foreign Policy*, and *The Washington Quarterly*. She holds a Ph.D. in political science from the University of Chicago, an M.A. in political science from Stanford University, and a B.A. in international relations from Mills College.

"Serving as faculty athletics representative is a unique opportunity to address the challenges facing student-athletes, and I am excited to be able to help guide their experience at Georgia Tech," she said. "I recognize the importance of building bridges across the Institute, and I hope to create new opportunities to facilitate meaningful student-athlete interaction, continuing the efforts of my FAR predecessors who fiercely advocated for and mentored our student-athletes. And I will continue to foster a culture of mentorship and support among the faculty and our student-athletes."



HISTORY AND RECORDS

Noonan Practice Facility	26
Dellinger Golf Center	27
Golf Club of Georgia Collegiate	28
Georgia Tech All-Americans	31
National Honors	32
National Champions	33
All-Conference Honors	34
National and International Champions	35
Professional Champions	36
All-Time Major Amateur Champions	37
International Competition	38
Team Awards/Hall of Fame	39
Georgia Tech Coaching History	40
Georgia Tech All-Time Greats	41-60
All-Time Letterwinners	61
Individual and Team Records	62-65
ACC Championship Summaries	66-68
NCAA Championship Summaries	69-72
All-Time Tournament Champions	73
Team History At-A-Glance	74
Year-by-Year Results (since 1947)	75-81
Georgia Tech Head-to-Head under Bruce Heppler	82-83

NOONAN PRACTICE FACILITY

A new era in the Georgia Tech golf program began on February 17, 2017 with the grand opening of the Noonan Golf Facility, a 13-acre complex on the edge of the Tech campus in midtown Atlanta where the Yellow Jackets can practice and work on every part of their games on a daily basis.

Every step of the way, two people have stood at the forefront of fundraising: Kim P. Noonan, IM 1983, and Thomas E. Noonan, ME 1983. Their leadership has been integral to the success of the project to date. They, along with countless other generous donors and volunteers, have continued to reach out to individuals, foundations, and corporations in helping to ensure that the overall philanthropic goal for the project is met, and that Georgia Tech's golf team will enjoy and make the most of the significant benefits that come with having a first-rate practice facility near the Tech campus.

"There is no doubting the importance of having a quality practice site near campus," said head coach Bruce Heppler. "We cannot thank our alumni and friends enough for supporting Georgia Tech golf, or put into words how much their association with the program means to us."

The story of this facility's birth is long, but the story here is about these Jackets and how they may benefit not only from the ability to hit balls from garages in the dead of winter, but having a facility where they can practice every shot imaginable practically in their back yard.

There are seven greens, shaped bunkers and approaches, all built with golf architect Tom Fazio's firm at the helm and former players like Matt Kuchar, Roberto Castro, Kris Mikkelsen and Carlton Forrester and others advising. The East end of the property, named for alumnus David Dorman, is designed for work on every short-game situation imaginable. Routing has been designed into the entire property for a par-3 competition course, named for alumni Linda and Ray Helton.

Add the fact that one of the world's top teaching pros is splitting time between working with professional golfers in south Florida, North Carolina and the new facility, and Tech has a gold mine.

Beyond the clubhouse, named for Stewart and Lisa Cink, which includes lockers, showers, a kitchen area, a washer and a dryer, a refrigerator, microwave, and large television screens everywhere, there is the business of technology.

Inside the Kuchar Teaching Center, which includes three hitting bays, one of which is can be set up specifically for putting work, clubs and coaches have the ability to study their shots on video and with devices that monitor club head speed, weight on front foot vs. back foot, on toes vs. heels, club angle, ball velocity, and more.

"I think you can hit more individual shots here that you would see on a course," said 2018 graduate Chris Petefish. "Before, it was just more of a wide-open piece of land of grass and range. Now, we have a lot more greens that you can hit more kinds of shots into and see how the ball reacts, and have competition with each other."

Beyond the par-3 options, players can work on everything.

Jeff Pierce, a professional instructor, volunteers time to the Tech program in exchange for being allowed to use the facility and all the new video and technology equipment that he helped Heppler order to work with multiple PGA professionals, as well as the Jackets.

It's all about how they can practice any and every shot to goals designed by professionals -- and Tech graduates -- Kuchar, Cink, Castro and the Tom Fazio design group.

Former players Mikkelsen and Forrester also had a lot to do with the design, right down to the nuances of the false front on one of the practice greens.

The contributions of former Tech golfers are huge in this. Tech people give back.

"It came out even better than we ever expected," said Castro. "Matt Kuchar and Kris Mikkelsen and I have hit balls out here, and just the different shots that you can hit ... it might be the best practice facility in the Southeast."

Forrester believes that Tech's new practice facility will help recruiting.

"Oh, I think so," he said. "I think you'll see ... it was a piece of land with a couple holes on it, but now you've got this clubhouse and just a spectacular facility that's going to attract alumni, players and ... I think for a college golfer, this is just a spectacular asset."

Castro, a retired PGA Tour professional who lives close to campus, said made the new facility his second home while he was active.

"I left my house at 8:30, and at 8:35 I'm here and I got a full morning of work in with him. It's a game changer," Castro said. "It's top-to-bottom. It's a huge asset to anyone playing professionally."

"If you spend a day here you're not going to leave this facility and say, 'Well, if I had been at East Lake, or Golf Club of Georgia, I could've gotten X, Y or Z. It's amazing.'"

This remarkable, one-of-a-kind set-up would not have been possible without Heppler or the dozens of donors whom he marshalled for the \$16 million project between 14th and 16th Streets in Midtown Atlanta. This is a multi-decade project, spanning four athletic directors.

The go-ahead came from former Tech president G.P. "Bud" Peterson in the fall of 2014 after many months of collaborating with philanthropic partners to secure the financial resources needed to initiate the first phase of the project to renovate the existing site. The property, which has served as the Yellow Jackets practice site for several years, was purchased in 2015 by the Georgia Tech Athletic Association, which then embarked on an ambitious plan to re-develop the site into one of the top practice facilities in college golf.

"Georgia Tech's golf team has a tradition of excellence, both athletically and academically," said Peterson. "Through ongoing support, we're taking bold and decisive steps to provide a state-of-the-art practice facility immediately adjacent to campus. This exciting and transformative project has the potential to make a dramatic impact on student-athletes' experience while at Tech, and on our ability to continue the successful recruitment of the best golfers in the nation."

The golf program at Georgia Tech has set a high standard -- winning 19 Atlantic Coast Conference championships, producing talented professional golfers, and maintaining a Dean's List



cumulative GPA among players and achieving a perfect score every year in the NCAA Academic Progress Index.

As Cink (MGT 1995) put it, "In an effort to recruit the best possible student-athletes, a program must provide outstanding facilities. The proximity of the practice facility to campus is a tremendous asset."

FACTS AND FIGURES

Thirteen acres in midtown Atlanta

Stewart and Lisa Cink Clubhouse

- Living Room
- Locker Room
- Kitchen
- Storage room

Kuchar Learning Center with Hitting Bays

- Three bays to hit out to range
- Each equipped with cameras, V1 software, and Trackman
- One bay set up with SAM Putt Lab

Seven Greens

- 4-acre short game area includes 6,000 square-foot putting green, a 4,000 square-foot chipping green and a specially designed wedge green
- 4 additional greens used for par 3 course, chipping, putting, or full shots

Six Tee Boxes

- Used for par-3 course or additional wedge/iron targets

Range Tee

- Located just in front of club house and hitting bays
- Provides largest area for range practice

Driver Tee

- Fairway up to 340 yards
- Defined by several bunkers and different grass types

Five Greenside Bunkers

- Can also be used as fairway bunkers

Three Different Types of Fairway Grasses Used

- Zoysia
- 419 bermuda
- Tift grand bermuda

Nine-Hole Par-3 Course routing

- Shots ranging from 75 yards to 225 yards



DELLINGER GOLF CENTER

The Dellinger Golf Center, housed on the ground level of the North stands of Bobby Dodd Stadium, was originally dedicated on Oct. 13, 1990, and reopened after renovation and expansion of the North end zone in the fall of 2003. It was named for Tech golf enthusiast James Dellinger, and is the perfect spot for studying, relaxing, watching television, playing pool and table tennis or browsing the internet. It is also a glorious reminder of Georgia Tech's great golf tradition.

The Dellinger Center houses a lounge with a large-screen television and audio/visual system, video game console and comfortable couches for the enjoyment of Tech's golfers. Additionally, there are offices for the Tech coaching staff and a golf club-style locker room. The center also includes a study hall with computer stations with internet access, along with a recreation room that includes table tennis, shuffleboard and billiards as well as exercise equipment.

The carpeted lounge area is named for Charles R. Brown, the catalyst responsible for the modern success of Tech golf.

On the walls, you'll find portraits of each of Tech's All-America golfers, from Watts Gunn in 1927 to the most recent All-Americans Anders Albertson and Ollie Schniederjans, plus photos of Tech championship teams and memorabilia of alumni accomplishments in professional golf.

On display in trophy cases is memorabilia from the days of Watts Gunn, Bobby Jones and Charlie Yates. Encased in the center are Tech's National Player of the Year trophies honoring David Duval, Stewart Cink, Matt Kuchar and Bryce Molder. Also on display are Tech's NCAA Regional individual championship trophies, and all 19 ACC championship trophies. Prominent displays of Tech's GCAA All-America honorees are in both the locker room and television lounge.

Tech's three team trophies, the Robert Tyre Jones Award for the team's outstanding player, the Watts Gunn Trophy for the team's most improved and dedicated player, and the Charles Yates Cup for academic achievement, are also displayed here.

As part of Tech's renovation of Bobby Dodd Stadium, the renovated golf center was completed in the fall of 2003 along with the expanded north end zone of the stadium.



GOLF CLUB OF GEORGIA COLLEGIATE INVITATIONAL

When the Golf Club of Georgia and Georgia Tech joined forces with the idea of hosting one of the nation's premier collegiate golf events in 2005, the idea was to bring together the nation's top golf programs to play one of the top golf facilities in the state of Georgia and enjoy a first-class golf experience.

The United States Collegiate Championship was the result, and the event has been a rousing success, drawing rave reviews from coaches and players alike. The first four events were played during the spring, but due to scheduling conflicts, the tournament was not played during the 2009-10 academic year. It has been a major event on the collegiate fall schedule since 2010. In 2016, the name was changed to The Golf Club of Georgia Collegiate Invitational to reflect the host venue.

The 2008 event, in which Clemson captured its second title in four years, attracted the nation's top 11 teams according to the Golfweek/Sagarin Performance Index, making it the strongest field of any regular-season collegiate event, and that pattern continues to the present.

"This event is in a class by itself in college golf," said former East Tennessee State coach Fred Warren. "Everything associated with the tournament is first-class in every sense of the word."

"It really does kind of give you a feel of Augusta," said Wake Forest alumnus Webb Simpson, the 2005 Southern Amateur champion who had a first- and second-place finish in the event.

"To have a tournament of this magnitude at a facility we feel is the best in the country is very exciting," said Georgia Tech coach Bruce Heppler, whose program has enjoyed a long-standing relationship with The Golf Club of Georgia. "Knowing and appreciating the commitment and enthusiasm the staff and the members hold toward the event, it makes us feel very comfortable that it has become a very special tournament."

The competition and golf experience of The Golf Club of Georgia Collegiate Invitational are as first-class as the quality of its teams.

The course is not roped, allowing galleries an intimate opportunity to walk with the competitors, as is the case with the club's annual Georgia Cup match between the United States and British Amateur champions. Rules officials and scoring volunteers also accompany each group, giving the competitors the feel of a championship event.

"As far as college tournaments go, the U.S. Collegiate Championship did, in fact, raise the bar," wrote the late Ron Balicki in Golfweek magazine. "Providing a great golf course is one thing. Providing all the extras and the unsurpassed hospitality is another, and is what pushed the bar to new heights of what a college tournament could be."

The Golf Club of Georgia, a 36-hole Arthur Hills facility north of Atlanta named "Best New Private Course in America" in 1991 by Golf Digest, also served as the host site for the 2007 NCAA East Regional Championship, with Georgia Tech as the host institution. The Lakeside Course, on which both tournaments have been played, measures 7,017 yards and plays to a par of 72.

Annual Tournament Results

Year	Team Champion (Score)	Medalist (Score)
2006	Clemson (291-283-290—864)	Stephen Poole, Clemson (70-70-71—211)
2007	Georgia (296-295-293—884)	Webb Simpson, Wake Forest (72-72-71—215)
2008	Southern California (294-287-283—864)	Trent Leon, Oklahoma State (69-69-70—208)
2009	Clemson (283-309-284—876)	Erik Flores, UCLA (65-74-73--212)
2010	Georgia Tech (271-285-280—836)	James White, Georgia Tech (62-70-72—204)
2011	UCLA (288-281-283—852)	Johannes Veerman, Texas A&M (71-70-69—210)
2012	Georgia Tech (291-291-292—874)	Patrick Rodgers, Stanford (70-72-67—209)
2013	Oklahoma State (284-281-284—849)	Ollie Schniederjans, Georgia Tech (66-69-71—206)
2014	Texas (278-288-277—843)	Derek Bard, Virginia (66-71-64—201)
2015	Auburn (285-285-285—855) Wake Forest (284-285-286—855)	Derek Bard, Virginia (66-72-72—210), Maverick McNealy, Stanford (69-74-67—210), Will Long, Auburn (68-68-74—210), Cameron Young, Wake Forest (70-73-68—210)
2016	Virginia (289-287-280—856) Texas (291-288-277—856)	Jimmy Stanger, Virginia (67-68-72—207) Max McGreevey, Oklahoma (68-69-70—207)
2017	Oklahoma State (277-286-274—837)	Doug Ghim, Texas (66-67-70—203)
2018	Southern California (278-280-284—842)	Justin Suh, Southern California (67-67-68—202)
2019	Duke (284-291-287—862)	Eddy Lai, UCLA (72-69-68—209), William Paysse, Texas A&M (67-72-70—209)
2020	event not held (COVID-19)	
2021	Pepperdine (275-275-272—822)	Joe Highsmith, Pepperdine (63-65-69—197)
2022	Stanford (280-281-280—841)	Hiroshi Tai, Georgia Tech (65-69-69—203)
2023	Virginia (278-292-269—839)	Omar Morales, UCLA (68-68-69—205), Algot Kleen, ETSU (67-68-70—205)

Tournament Records

INDIVIDUAL

Low round: 62 (10-under), James White, Georgia Tech, 2010

Low tournament score: 197 (-19), Joe Highsmith, Pepperdine, 2021

Highest winning score: 215 (-1), Webb Simpson, Wake Forest, 2007

Largest margin of victory: 5 strokes, James White, Georgia Tech, 2010

TEAM


Low round: 269 (-19), Virginia, 3rd round, 2023

Low tournament score: 822 (-42), Pepperdine, 2021

Highest winning score: 884 (+20), Georgia, 2007

Largest margin of victory: 27 strokes, Georgia Tech, 2010

Slimmest margin of victory: Auburn and Wake Forest tied for 1st place, 2015; Virginia and Texas tied for 1st place, 2017



GEORGIA TECH'S 2012 USCC CHAMPIONSHIP TEAM

GOLF CLUB OF GEORGIA COLLEGIATE | ALL-TIME RESULTS

2006 (April 10-11)

Team Results	1	2	3	Total	+/-
1. Clemson			290	864	E
2. Florida			292	867	+3
3. Wake Forest			300	875	+11
4. Georgia Tech			288	876	+12
Georgia			285	876	+12
6. Georgia State			303	885	+21
7. TCU			294	890	+26
8. East Tennessee State			296	895	+31
9. Alabama			304	896	+32
10. Texas			308	899	+35
11. Brigham Young			298	903	+39
12. Tennessee			309	913	+49
13. Florida State			311	916	+52

Top 10 Individuals	1	2	3	Total	+/-
1. Stephen Poole, Clemson	70	70	71	211	-5
2. Brendon Todd, Georgia	70	72	70	212	-4
Webb Simpson, Wake Forest	68	67	77	212	-4
4. Michael Barbosa, Georgia Tech	70	75	68	213	-3
Matt Every, Florida	68	72	73	213	-3
6. Chris McCartin, Wake Forest	72	69	74	215	-1
7. Rhys Davies, East Tennessee St.	68	75	73	216	E
Jeff Horschel, Florida	73	72	71	216	E
Billy Bell, Texas	75	67	74	216	E
10. Jonas Blixt, Florida State	72	70	75	217	+1
Daniel Summerhays, BYU	75	71	71	217	+1
Tanner Ervin, Clemson	74	70	73	217	+1
Matthew Swan, Alabama	71	74	72	217	+1

2007 (April 9-11)

Team Results	1	2	3	Total	+/-
1. Georgia	296	295	293	884	+20
2. UCLA	299	302	291	892	+28
3. Wake Forest	296	305	293	894	+30
4. Georgia Tech	292	306	298	896	+32
Georgia State	298	302	296	896	+32
6. Clemson	292	301	305	898	+34
7. East Tennessee State	300	305	294	899	+35
8. Alabama	299	313	289	901	+37
Oklahoma State	298	302	301	901	+37
10. Florida	305	298	300	903	+39
11. Brigham Young	310	297	302	909	+45
12. Southern California	304	301	305	910	+46
13. Texas	305	312	299	916	+52
14. TCU	309	306	302	917	+53
15. Florida State	310	306	305	921	+57

Top 10 Individuals	1	2	3	Total	+/-
1. Webb Simpson, Wake Forest	72	72	71	215	-1
2. Hudson Swafford, Georgia	74	72	72	218	+2
3. Chris Kirk, Georgia	70	77	72	219	+3
Chris McCartin, Wake Forest	72	73	74	219	+3
Joel Sjöholm, Georgia State	71	75	73	219	+3
6. Kevin Chappell, UCLA	73	75	72	220	+4
Ryan Posey, Oklahoma State	76	75	69	220	+4
8. Rhys Davies, East Tennessee State	76	73	72	221	+5
Cameron Tinggale, Georgia Tech	72	77	72	221	+5
10. Roberto Castro, Georgia Tech	74	74	74	222	+6
Lucas Lee, UCLA	74	75	73	222	+6

2008 (March 24-26)

Team Results	1	2	3	Total	+/-
1. Southern California	294	287	283	864	E
2. Oklahoma State	292	294	281	867	+3
3. Alabama	294	289	289	872	+8
4. Georgia Tech	296	290	289	875	+11
5. Florida State	291	301	285	877	+13
6. Texas A&M	304	293	284	881	+17
7. UCLA	290	298	294	882	+18
8. Georgia State	298	296	289	883	+19
9. Georgia	302	298	286	886	+22
10. Charlotte	304	297	288	889	+25
11. Stanford	310	301	286	897	+33
12. East Tennessee State	294	306	299	899	+35
13. Coastal Carolina	302	306	294	902	+38
14. Texas	313	300	303	916	+52
15. Brigham Young	312	313	295	920	+56

Top 10 Individuals	1	2	3	Total	+/-
1. Trent Leon, Oklahoma State	69	69	70	208	-8
2. Rickie Fowler, Oklahoma State	72	70	67	209	-7
Jamie Lovemark, Southern California	74	69	66	209	-7
4. Joel Sjöholm, Georgia State	69	73	68	210	-6
5. Cameron Tinggale, Georgia Tech	69	73	73	215	-3
6. Ignacio Elvira, Texas A&M	74	72	69	215	-1
Matt Van Zandt, Texas A&M	71	74	70	215	-1
8. Corey Nagy, Charlotte	72	71	74	217	+1
Michael Thompson, Alabama	71	73	73	217	+1
10. Esteban Calisto, Brigham Young	71	77	70	218	+2
Kevin Chappell, UCLA	69	75	74	218	+2
Steve Ziegler, Stanford	76	74	68	218	+2

2009 (April 5-7)

Team Results	1	2	3	Total	+/-
1. Clemson	283	309	284	876	+12
2. Stanford	289	290	299	878	+14
3. Georgia Tech	291	302	288	881	+17
4. Georgia	295	292	296	883	+19
5. Alabama	291	301	294	886	+22
Texas A&M	296	287	303	886	+22
7. UCLA	284	305	298	887	+23
Washington	287	298	302	887	+23
9. Southern California	285	308	295	888	+24
10. Oklahoma State	289	305	301	895	+31
11. South Carolina	291	303	303	897	+33
12. East Tennessee State	306	303	297	906	+42
13. Florida	296	314	299	909	+45
14. Indiana	303	297	310	910	+46
15. Florida State	302	309	304	915	+51

Top 10 Individuals	1	2	3	Total	+/-
1. Bud Cauley, Alabama	70	69	73	212	-4
Erik Flores, UCLA	65	74	73	212	-4
3. David Chung, Stanford	75	66	73	214	-2
4. J.T. Griffin, Georgia Tech	72	74	70	216	E
Steve Ziegler, Stanford	70	71	75	216	E
6. Brian Harman, Georgia	75	71	71	217	+1
7. Brooks Koepka, Florida State	70	74	74	218	+2
Geoff Shaw, Texas A&M	73	73	72	218	+2
9. Rhys Enoch, East Tennessee State	75	73	71	219	+3
Kyle Stanley, Clemson	69	79	71	219	+3

2010 (October 24-26)

Team Results	1	2	3	Total	+/-
1. Georgia Tech	271	285	280	836	-28
2. UCLA	286	287	290	863	-1
3. Texas A&M	284	286	296	866	+2
4. Southern California	288	279	300	867	+3
5. Virginia	289	293	288	870	+6
6. Wake Forest	300	291	280	871	+7
7. Duke	292	290	290	872	+8
8. California	291	290	295	876	+12
9. Kent State	294	301	294	889	+25
Florida State	298	298	293	889	+25
11. Washington	301	293	300	894	+30
12. Clemson	303	300	302	905	+41
13. East Tennessee State	300	302	305	907	+43
14. Georgia State	309	304	296	909	+45
15. South Carolina	305	302	312	919	+55

Top 10 Individuals	1	2	3	Total	+/-
1. James White, Georgia Tech	62	70	72	204	-12
2. T.J. Vogel, Southern California	74	69	66	209	-7
3. Jordan Russell, Texas A&M	69	70	71	210	-6
4. Kyle Scott, Georgia Tech	70	71	71	212	-4
Richy Werenski, Georgia Tech	70	75	67	212	-4
6. Steve Lim, Southern California	69	69	75	213	-3
7. Lee Bedford, Wake Forest	70	74	71	215	-1
Patrick Cantlay, UCLA	72	68	75	215	-1
Mario Comens, UCLA	73	70	72	215	-1
Austin Duke, Duke	69	72	74	215	-1
J.T. Griffin, Georgia Tech	69	76	70	215	-1
Paul Haley, Georgia Tech	71	69	75	215	-1
Ben Kohles, Virginia	75	70	70	215	-1

2011 (October 23-25)

Team Results	1	2	3	Total	+/-
1. UCLA	288	281	283	852	-12
2. Washington	288	282	285	855	-9
Auburn	282	288	285	855	-9
4. Georgia Tech	284	282	298	864	E
5. Clemson	294	286	288	868	+4
Iowa	293	291	284	868	+4
7. Southern California	282	288	301	871	+7
8. Duke	283	300	290	873	+9
9. Kent State	295	288	291	874	+10
Texas A&M	300	290	284	874	+10
11. Florida State	286	292	304	882	+18
12. Wake Forest	295	298	297	890	+26
13. Virginia	297	303	307	907	+43
14. East Tennessee State	304	304	300	908	+44

Top 10 Individuals	1	2	3	Total	+/-
1. Dominic Bozzelli, Auburn	67	73	70	210	-6
Johannes Veerman, Texas A&M	71	70	69	210	-6
3. Blayne Barber, Auburn	72	70	70	212	-4
Patrick Cantlay, UCLA	69	71	72	212	-4
Michael Johnson, Auburn	69	71	72	212	-4
Cheng-Tsung Pan, Washington	71	68	73	212	-4
Julian Suri, Duke	67	74	71	212	-4
8. Bo Andrews, Georgia Tech	71	69	73	213	-3
Steven Ihm, Iowa	68	75	70	213	-3
10. Barrett Kelpin, Iowa	72	71	71	214	-2
Kevin Miller, Kent State	69	74	71	214	-2
Chris Williams, Washington	72	72	70	214	-2

2012 (October 19-21)

Team Results	1	2	3	Total	+/-
1. Georgia Tech	291	291	292	874	+10
2. UCLA	297	283	295	875	+11
3. Southern California	289	299	291	879	+15
4. Virginia	295	294	291	880	+16
5. Stanford	306	289	286	881	+17
6. Duke	305	290	287	882	+18
Clemson	301	289	292	882	+18
8. Washington	297	297	289	883	+19
9. Auburn	297	298	291	886	+22
Oklahoma State	293	295	288	886	+22
11. East Tennessee State	303	296	293	892	+28
12. Wake Forest	291	303	299	893	+29
13. Kent State	297	305	294	896	+32
14. Texas A&M	303	301	298	902	+38
15. Iowa	304	303	305	912	+48

Top 10 Individuals	1	2	3	Total	+/-
1. Patrick Rodgers, Stanford	70	72	67	209	-7

GOLF CLUB OF GEORGIA COLLEGIATE | ALL-TIME RESULTS

2015 (October 16-18)

Team Results	1	2	3	Total	+/-
1. Auburn	285	285	285	855	-9
Wake Forest	284	285	286	855	-9
3. Clemson	286	293	280	859	-5
4. Florida State	282	290	288	860	-4
5. Georgia Tech	286	299	282	867	+3
6. Texas	292	292	285	869	+5
Stanford	290	289	290	869	+5
8. Southern California	298	287	286	871	+7
9. Oklahoma	289	292	293	874	+10
10. Virginia	283	298	295	876	+12
11. LSU	297	293	288	878	+14
12. East Tennessee State	293	282	307	882	+18
13. Oklahoma State	298	292	295	885	+21
14. UCLA	300	293	295	888	+24
15. Ole Miss	292	303	300	895	+31
16. Kent State	295	297	306	898	+34
17. Iowa	303	293	312	908	+44

Top 10 Individuals

1	2	3	Total	+/-	
1. Derek Bard, Virginia	66	72	72	210	-6
Will Long, Auburn	68	68	74	210	-6
Maverick McNeely, Stanford	69	74	67	210	-6
Cameron Young, Wake Forest	68	69	73	210	-6
5. Rico Hoey, Southern California	70	70	71	211	-5
Michael Johnson, Auburn	70	72	69	211	-5
Will Zalatoris, Wake Forest	70	73	68	211	-5
8. Miller Capps, Clemson	69	73	70	212	-4
Beau Hossler, Texas	70	71	71	212	-4
Adrian Meronk, East Tennessee State	72	70	70	212	-4
Jonah Teixeira, Southern California	73	69	70	212	-4

2016 (October 21-23)

Team Results	1	2	3	Total	+/-
1. Virginia	289	287	280	856	-8
Texas	291	288	277	856	-8
3. Southern California	299	279	279	857	-7
Stanford	293	286	278	857	-7
5. Texas A&M	291	285	282	858	-6
6. Oklahoma	283	291	285	859	-5
7. Duke	285	293	282	860	-4
8. Oklahoma State	293	287	281	861	-3
9. Wake Forest	299	279	285	863	-1
10. Auburn	293	290	285	868	+4
11. LSU	296	295	280	871	+7
12. Georgia Tech	297	286	294	877	+13
13. Clemson	292	301	286	879	+15
14. UCLA	295	301	293	889	+25
15. TCU	300	305	300	905	+41
16. East Tennessee State	300	305	309	914	+50
17. Villanova	316	307	306	929	+65

Top 10 Individuals

1	2	3	Total	+/-	
1. Max McGreevy, Oklahoma	68	69	70	207	-9
Jimmy Stanger, Virginia	67	68	72	207	-9
3. Doug Ghim, Texas	71	67	71	209	-7
4. Chandler Eaton, Duke	68	70	72	210	-6
Gavin Hall, Texas	75	72	63	210	-6
Will Long, Auburn	68	74	68	210	-6
Chandler Phillips, Texas A&M	71	69	70	210	-6
Brandon Wu, Stanford	73	68	69	210	-6
9. Sam Burns, LSU	69	72	71	212	-4
Rico Hoey, Southern California	76	70	66	212	-4
Andrew Levitt, Southern California	74	66	72	212	-4

2017 (October 20-22)

Team Results	1	2	3	Total	+/-
1. Oklahoma State	277	286	274	837	-27
2. Texas	279	279	282	840	-24
3. Wake Forest	282	271	289	842	-22
4. Georgia Tech	284	277	285	846	-18
UCLA	282	283	281	846	-18
6. Stanford	285	281	282	848	-16
Clemson	288	279	281	848	-16
8. Virginia	285	282	282	849	-15
9. Texas A&M	288	279	284	851	-13
10. Duke	282	276	296	854	-10
11. Oklahoma	295	278	282	855	-9
TCU	285	281	289	855	-9
13. Florida State	287	284	287	858	-6
14. UNLV	282	284	299	865	+1
15. East Tennessee State	293	288	290	871	+7

Top 10 Individuals

1	2	3	Total	+/-	
1. Doug Ghim, Texas	66	67	70	203	-13
2. Matthew Wolff, Oklahoma State	66	71	67	204	-12
3. Alex Smalley, Duke	67	65	73	205	-11
4. Will Zalatoris, Wake Forest	68	68	70	206	-10
5. Zach Bauchou, Oklahoma State	69	71	68	208	-8
Brad Dalke, Oklahoma	74	66	68	208	-8
7. Tyler Joiner*, Georgia Tech	68	76	66	210	-6
Triston Fisher, TCU	69	71	70	210	-6
Chandler Phillips, Texas A&M	69	71	70	210	-6
Jacob Joiner, Georgia Tech	70	70	70	210	-6
John Pak, Florida State	69	69	72	210	-6

2018 (October 19-21)

Team Results	1	2	3	Total	+/-
1. Southern California	278	280	284	842	-22
2. Clemson	276	280	287	843	-21
3. Georgia Tech	270	289	286	845	-19
4. Wake Forest	276	281	291	848	-16
5. Alabama	286	278	285	849	-15
6. Duke	286	282	290	858	-6
7. Virginia	287	288	292	867	+3
UCLA	293	284	290	867	+3
9. Stanford	288	281	299	868	+4
10. Texas A&M	286	290	293	869	+5
11. Florida State	286	294	292	872	+8
12. East Tennessee State	302	292	289	883	+19
13. TCU	300	292	296	888	+24
14. New Mexico	304	290	296	890	+26

Top 10 Individuals

1	2	3	Total	+/-	
1. Justin Suh, Southern California	67	67	68	202	-14
2. Luke Schniederjans, Georgia Tech	66	71	69	206	-10
Turk Pettit, Clemson	68	68	70	206	-10
4. Kenjo Aoshima, Wake Forest	67	70	71	208	-8
5. Alex Smalley, Duke	68	69	72	209	-7
6. Brandon Wu, Stanford	70	67	73	210	-6
7. Bryson Nimmer, Clemson	69	70	72	211	-5
Kyle Suppa, Southern California	70	67	74	211	-5
Jacob Bridgeman, Clemson	69	69	73	211	-5
10. Thomas Walsh, Virginia	70	74	68	212	-4
Wilson Furr, Alabama	75	69	68	212	-4
Davis Shore, Alabama	70	71	71	212	-4
Davis Riley, Alabama	74	66	72	212	-4
Eugenio Chacarra, Wake Forest	66	72	74	212	-4

2019 (October 18-20)

Team Results	1	2	3	Total	+/-
1. Duke	284	291	287	862	-2
2. Pepperdine	276	307	281	864	E
3. Texas A&M	286	292	287	865	+1
4. Wake Forest	289	296	283	868	+4
5. UCLA	285	295	292	872	+8
6. Stanford	283	303	287	873	+9
7. North Carolina	285	303	286	874	+10
Tennessee	294	294	286	874	+10
Clemson	294	294	286	874	+10
10. Georgia Tech	290	301	284	875	+11
11. Southern California	289	303	288	880	+16
12. East Tennessee State	291	301	292	884	+20
13. Virginia	295	300	290	885	+21
TCU	292	305	288	885	+21

Top 10 Individuals

1	2	3	Total	+/-	
1. Eddy Lai, UCLA	72	69	68	209	-7
William Pavyse, Texas A&M	67	72	70	209	-7
3. Kaito Onishi, Southern California	70	73	68	211	-5
Mark Power, Wake Forest	68	75	68	211	-5
5. Tyler Strataci, Georgia Tech	73	71	68	212	-4
6. Evan Katz, Duke	70	71	72	213	-3
7. Ryan Gerard, North Carolina	69	73	72	214	-2
Adrien Pendaries, Duke	69	71	74	214	-2
9. Alex Fitzpatrick, Wake Forest	76	70	69	215	-1
Steven Dilisio, Duke	71	72	72	215	-1

2021 (October 22-24)

Team Results	1	2	3	Total	+/-
1. Pepperdine	275	275	272	822	-42
2. Texas A&M	275	279	272	826	-38
3. Wake Forest	283	276	282	841	-23
4. Tennessee	281	277	284	842	-22
5. Stanford	286	275	285	846	-18
6. Georgia Tech	282	286	282	850	-14
Virginia	292	278	280	850	-14
8. Duke	280	291	280	851	-13
9. Clemson	289	283	284	856	-8
East Tennessee State	279	284	293	856	-8
11. TCU	296	287	275	858	-6
12. Georgia Tech (B)	295	286	279	860	-4
13. UCLA	291	285	293	869	+5
14. Southern California	287	294	289	870	+6
15. Colorado State	303	305	292	900	+36

Top 10 Individuals


1	2	3	Total	+/-	
1. Joe Highsmith, Pepperdine	63	65	69	197	-19
2. Alex Fitzpatrick, Wake Forest	64	66	71	201	-15
3. Karl Vilps, Stanford	67	67	70	204	-12
Sam Bennett, Texas A&M	68	70	66	204	-12
5. Walker Lee, Texas A&M	68	69	68	205	-11
6. Archie Davies, East Tennessee State	66	70	70	206	-10
William Mow, Pepperdine	70	69	67	206	-10
8. Tyler Johnson, Tennessee	69	70	69	208	-8
9. George Duangmanee, Virginia	73	69	67	209	-7
Ian Siebers, Duke	70	69	70	209	-7
Pietro Bovari, Virginia	71	69	69	209	-7
Thomas Allkins, TCU	70	74	65	209	-7

2022 (October 21-23)

Team Results	1	2	3	Total	+/-
1. Stanford	280	281	280	841	-23
2. Georgia Tech	276	279	287	842	-22
Pepperdine	279	280	283	842	-22
4. Tennessee	286	272	292	850	-14
5. Georgia Tech (B)	283	284	284	851	-13
6. Washington	282	286	286	854	-10
Virginia	284	288	282	854	-10
8. Texas A&M	299	274	284	857	-7
9. Alabama	280	291	289	860	-4
10. Clemson	276	286	299	861	-3
11. Duke	291	289	285	865	+1
12. Southern California	290	291	286	867	+3
13. East Tennessee State	290	284	294	868	+4
14. Wake Forest	284	297	297	878	+14

Top 10 Individuals

1	2	3	Total	+/-	
1. Hiroshi Tai, Georgia Tech	65	69	69	203	-13
2. Kelly Chinn, Duke	69	69	66	204	-12
3. Michael Thorbjornsen, Stanford	68	70	67	205	-11
William Mow, Pepperdine	68	69	68	205	-11
5. Vishnu Sadagopan, Texas A&M	71	67	70	208	-8
Ross Steelman, Georgia Tech (B)	69	70	69	208	-8
Caleb Surratt, Tennessee	68	67	73	208	-8
8. Derek Hitchner, Pepperdine	72	68	69	209	-7
Sam Choi, Pepperdine	68	70	71	209	-7
10. Pietro Bovari, Virginia	72	69	70	211	-5
Ethan Ng, Stanford	70	73	68	211	-5
Christo Lamprecht, Georgia Tech	70	69	72	211	-5



GEORGIA TECH'S 2010 USCC CHAMPIONSHIP TEAM

GOLF CLUB OF GEORGIA COLLEGIATE | ALL-TIME RESULTS

2023 (October 13-15)

Team Results	1	2	3	Total	+/-
1. Virginia	278	292	269	839	-25
2. Georgia Tech	283	283	279	845	-19
3. East Tennessee State	275	284	289	848	-16
4. Washington	284	281	284	849	-15
5. Duke	285	287	280	852	-12
6. Charlotte	287	287	284	858	-6
7. Southern California	286	294	280	860	-4
8. Texas A&M	282	291	288	861	-3
9. Tennessee	282	293	287	862	-2
10. Pepperdine	288	290	285	863	-1
11. UCLA	288	293	283	864	E
12. Clemson	288	299	278	865	+1
13. Northwestern	286	298	283	867	+3
14. Wake Forest	281	302	294	877	+13
15. Georgia Tech (B)	294	299	285	878	+14

Top 10 Individuals	1	2	3	Total	+/-
1. Omar Morales, UCLA	68	68	69	205	-11
Algot Kleen, East Tennessee State	67	68	70	205	-11
3. Conor Gough, Charlotte	68	67	72	207	-9
Mahanth Chirravuri, Pepperdine	70	66	71	207	-9
5. Ben James, Virginia	70	73	65	208	-8
Mals Ege, East Tennessee State	68	70	70	208	-8
7. Finn Koelle, Washington	72	70	67	209	-7
8. Jonathan Nielsen, Clemson	71	73	66	210	-6
9. Bryan Lee, Virginia	73	70	68	211	-5
Phichakn Maichon, Texas A&M	69	73	69	211	-5
Daniel Rodrigues, Texas A&M	70	70	71	211	-5
Paul Chang, Virginia	67	73	71	211	-5
Aidan Kramer, Georgia Tech	70	70	71	211	-5


Indicates competed as an individual

Year-by-Year Summary

Team	Years	2006	2007	2008	2009	2010	2011	2012	2013	2014	2015	2016	2017	2018	2019	2021	2022	2023	Best (Year)	
Alabama	6	9	8	3	t5	-	-	-	-	-	-	-	-	5	-	-	9	-	3rd (2008)	
Auburn	6	-	-	-	-	t2	-	t9	t11	6	t1	10	-	-	-	-	-	-	t1st (2005)	
Brigham Young	3	11	11	15	-	-	-	-	-	-	-	-	-	-	-	-	-	-	11th (2006, 2007)	
California	1	-	-	-	-	8	-	-	-	-	-	-	-	-	-	-	-	-	8th (2010)	
Charlotte	2	-	-	10	-	-	-	-	-	-	-	-	-	-	-	-	-	6	6th (2023)	
Clemson	16	1	6	-	1	12	15	t6	15	10	3	13	t6	2	t7	t9	10	12	1st (2006, 2009)	
Coastal Carolina	1	-	-	13	-	-	-	-	-	-	-	-	-	-	-	-	-	-	13th (2008)	
Colorado State	2	-	-	-	-	-	-	-	-	-	15	-	-	-	-	15	-	-	15th (2021)	
Duke	11	-	-	-	-	7	8	t6	14	-	-	7	10	6	1	8	11	5	1st (2019)	
East Tennessee State	17	8	7	12	12	13	14	11	t11	12	12	16	15	12	12	t9	13	3	3rd (2023)	
Florida	3	2	10	-	13	-	-	-	-	-	-	-	-	-	-	-	-	-	2nd (2006)	
Florida State	9	13	15	5	15	t9	11	-	-	-	4	-	13	11	-	-	-	-	4th 92015)	
Georgia	4	t4	1	9	4	-	-	-	-	-	-	-	-	-	-	-	-	-	1st (2007)	
Georgia State	4	6	t4	8	-	14	-	-	-	-	-	-	-	-	-	-	-	-	t4th (2007)	
Georgia Tech	17	t4	t4	4	3	1	4	1	2	t7	5	12	t4	3	10	t6	2	2	1st (2010, 2012)	
Georgia Tech B	2	-	-	-	-	-	-	-	-	-	-	-	-	-	-	-	5	15	5th (2022)	
Indiana	1	-	-	-	14	-	-	-	-	-	-	-	-	-	-	-	-	-	14th (2009)	
Iowa	5	-	-	-	-	-	15	15	t7	11	17	-	-	-	-	-	-	-	t5th (2011)	
Kent State	6	-	-	-	-	19	19	13	13	15	16	-	-	-	-	-	-	-	t9th (2010, 2011)	
LSU	3	-	-	-	-	-	-	-	-	3	11	11	-	-	-	-	-	-	3rd (2014)	
Mississippi	1	-	-	-	-	-	-	-	-	-	15	-	-	-	-	-	-	-	15th (2015)	
New Mexico	1	-	-	-	-	-	-	-	-	-	-	-	-	14	-	-	-	-	14th (2018)	
North Carolina	1	-	-	-	-	-	-	-	-	-	-	-	-	-	t7	-	-	-	t7th (2019)	
Northwestern	1	-	-	-	-	-	-	-	-	-	-	-	-	-	-	-	-	13	t7th (2019)	
Oklahoma	3	-	-	-	-	-	-	-	-	-	9	6	t11	-	-	-	-	-	6th 92016)	
Oklahoma State	9	-	t8	2	10	-	-	t9	1	14	13	8	1	-	-	-	-	-	1st (2013, 2017)	
Pepperdine	4	-	-	-	-	-	-	-	-	-	-	-	-	-	2	1	t2	10	1st (2021)	
South Carolina	2	-	-	-	11	15	-	-	-	-	-	-	-	-	-	-	-	-	11th (2009)	
Southern California	13	-	12	1	9	4	7	3	-	-	8	t3	-	1	11	14	t2	7	1st (2008, 2018)	
Stanford	12	-	-	11	2	-	-	5	t7	13	t6	t3	t6	9	6	5	1	-	1st (2022)	
TCU	7	7	14	-	-	-	-	-	-	-	-	15	t11	13	t13	11	-	-	7th (2006)	
Tennessee	5	12	-	-	-	-	-	-	-	-	-	-	-	t7	4	4	4	4	4th (2021, 2022, 2023)	
Texas	7	10	13	14	-	-	-	-	-	1	t6	t1	2	-	-	-	-	-	1st (2014)	
Texas A&M	14	-	-	6	t5	3	t9	14	t5	9	-	5	9	10	3	2	8	8	2nd (2021)	
UCLA	15	-	2	7	t7	2	1	2	t5	5	14	14	t4	t7	5	13	-	11	1st (2011)	
UNLV	1	-	-	-	-	-	-	-	-	-	-	-	14	-	-	-	-	-	14th (2017)	
Virginia	13	-	-	-	-	5	13	4	4	2	10	t1	8	t7	t13	t6	t6	1	1st (2016, 2023)	
Wake Forest	15	3	3	-	-	6	12	12	3	4	t1	9	3	4	4	3	14	14	t1st (2015)	
Washington	8	-	-	-	t7	11	t2	8	10	t7	-	-	-	-	-	-	-	t6	4	t2nd (2011)
Villanova	1	-	-	-	-	-	-	-	-	-	-	-	17	-	-	-	-	-	-	17th (2016)


HISTORY

GEORGIA TECH ALL-AMERICANS



DAVID DUVAL

FIRST-TEAM ALL-AMERICAN 1990, 1991, 1992, 1993



BRYCE MOLDER

FIRST-TEAM ALL-AMERICAN 1998, 1999, 2000, 2001

The Golf Coaches Association of America selects a 60-man All-America team each year following the NCAA Division I Championship. The first, second and third teams each honor 10 golfers, with the remainder named honorable mention. Golfers not initially named to the 60-man team but who finish in the top 15 of the NCAA Championship are automatically added to the honorable mention unit. The GCAA has been selecting All-America teams since 1958.

Bryce Molder (1998-2001) and David Duval (1990-93), pictured above, are two of only four Division I players ever to be named first-team All-American four times. The others are Gary Hallberg of Wake Forest (1975-78) and Phil Mickelson of Arizona State (1989-92). Nicholas Thompson and Roberto Castro earned All-America recognition each of their four years at Tech, though not first-team honors each time.

GCAA ALL-AMERICANS BY YEAR

1927	Watts Gunn, 1st*
1934	Charlie Yates, 1st*
1962	Bill Ploeger, HM
1967	Bunky Henry, 1st
1985	Bob McDonnell, 2nd; Nacho Gervas, HM; Bill McDonald, HM
1986	Nacho Gervas, HM
1987	Jay Nichols, HM
1988	Charlie Rymer, 3rd; Bill McDonald, HM
1989	Charlie Rymer, HM
1990	David Duval, 1st; Tripp Isenhour, HM
1991	David Duval, 1st; Chan Reeves, HM
1992	David Duval, 1st; Jimmy Johnson, 2nd
1993	David Duval, 1st; Stewart Cink, 2nd; Mikko Rantanen, HM; Carlos Beautell, HM
1994	Stewart Cink, 2nd
1995	Stewart Cink, 1st
1997	Matt Kuchar, 3rd
1998	Matt Kuchar, 1st; Bryce Molder, 1st
1999	Bryce Molder, 1st; Carlton Forrester, HM
2000	Matt Kuchar, 1st; Bryce Molder, 1st; Carlton Forrester, HM; Matt Weibring, HM
2001	Bryce Molder, 1st; Troy Matteson, 3rd; Kris Mikkelsen, HM
2002	Troy Matteson, 1st; Kris Mikkelsen, 2nd; Matt Weibring, 3rd; Chan Song, HM; Nicholas Thompson, HM
2003	Troy Matteson, 1st; Nicholas Thompson, HM
2004	Nicholas Thompson, 3rd; Roberto Castro, HM; Chan Song, HM
2005	Roberto Castro, 1st; Chan Song, 2nd; Nicholas Thompson, 2nd
2006	Cameron Tringale, 2nd; Kevin Larsen, 3rd; Roberto Castro, HM
2007	Roberto Castro, 2nd; Cameron Tringale, 2nd; Chesson Hadley, HM
2008	Chesson Hadley, 2nd
2009	Cameron Tringale, 1st
2010	John-Tyler Griffin, HM; Chesson Hadley, HM; Paul Haley, HM
2011	James White, 1st; John-Tyler Griffin, 2nd; Kyle Scott, 2nd
2012	James White, 3rd; Anders Albertson, HM
2013	Anders Albertson, 3rd; Ollie Schniederjans, 3rd; Seth Reeves, HM
2014	Ollie Schniederjans, 1st; Seth Reeves, 2nd
2015	Ollie Schniederjans, 1st; Anders Albertson, HM
2019	Andy Ogletree, 2nd; Luke Schniederjans, 3rd
2020	Andy Ogletree, 2nd; Tyler Strafaci, HM
2022	Christo Lamprecht, HM; Bartley Forrester, HM
2023	Christo Lamprecht, 1st; Ross Steelman, 2nd; Connor Howe, HM
2024	Christo Lamprecht, 1st; Hiroshi Tai, 1st

GOLFWEK ALL-AMERICANS BY YEAR

Golfweek magazine began selecting an All-America team in 2007

2007	Roberto Castro, 2nd; Cameron Tringale, 2nd
2008	Chesson Hadley, 1st; Cameron Tringale, HM
2009	Cameron Tringale, 1st
2010	John-Tyler Griffin, 3rd
2011	Kyle Scott, 1st; James White, 1st; John-Tyler Griffin, 2nd
2012	James White, 3rd; Anders Albertson, HM
2013	Anders Albertson, 3rd; Ollie Schniederjans, 3rd
2014	Ollie Schniederjans, 1st; Seth Reeves, 2nd
2015	Ollie Schniederjans, 1st; Anders Albertson, HM
2019	Andy Ogletree, 3rd; Luke Schniederjans, 3rd
2020	Andy Ogletree, 2nd
2022	Christo Lamprecht, 3rd
2023	Christo Lamprecht, 1st; Ross Steelman, 1st; Connor Howe, HM
2024	Christo Lamprecht, 1st; Hiroshi Tai, 2nd

GCAA FRESHMAN ALL-AMERICANS

Golf Coaches Association of America chooses a five-man team

2018	Noah Norton
------	-------------

NATIONAL CHAMPIONS

HIROSHI TAI

NCAA Champion in 2024

After winning two tournaments as a freshman, Hiroshi Tai didn't qualify for the team's first tournament in the fall of 2023. But he was in the lineup for every event after, logging three top-10 finishes and six other top-20s, but no wins before teeing it up at the Omni LaCosta Resort and Spa in Carlsbad, Calif.

The native of Singapore who lived in the Orlando, Fla., area from middle school on, served notice in the first round by carding a 5-under-par 67 to take the lead. Though he followed that with a 77 in the second round, he still stood tied for seventh, and moved into a tie for fourth with a bogey-free 70 in the third round.

Tai began the fourth round just three strokes off the lead and continued to play mistake-free golf through the first 16 holes, extending a bogey-free streak to 36 holes and leading the championship by two shots (-6) when he came to the par-3 8th hole (Tech started on the 10th hole for round 4). A mis-hit tee shot left him with an awkward bunker shot for his second, which he blasted over the green. He put his third stroke in a greenside bunker and wound up with a triple-bogey 6, leaving him one stroke behind.

A gutty up-and-down par at the last left Tai at 3-under-par 285, and he waited nearly two hours as the other leaders played the back nine at LaCosta. One by one, those players, including some of the nation's top players that year, fell back on the North Course's tough finishing holes, and none were able to catch him at the end.

Tai became Tech's fourth national collegiate champion and earned first-team All-America honors for the first time in his career. The win also earned him invitations to the 2024 U.S. Open and the 2025 Masters, which were now offering spots to the NCAA Champion.



CHARLIE YATES

National Collegiate Champion in 1934

Yates, who won the British Amateur in 1938 and the Western Amateur in 1935, won the Georgia state championship in 1931 and 1935, advanced to the second round of match play in the U.S. Amateur and was the low amateur in the first Masters tournament in 1934.

He culminated a fine college career by winning the 1934 National Collegiate Championship in Cleveland, Ohio, joining Watts Gunn as the only two Tech golfers ever to do so. Yates is one of eight Yellow Jackets to have competed in the Walker Cup, as he was a team member in both 1936 and 1938, compiling a 3-0-1 record in those matches. In 1953, he was named the captain of the Walker Cup team and was an honorary captain in 1985.

Yates played in the first 11 Masters tournaments, five times finishing as low amateur and three times finishing in the top 24.

He was inducted into the Georgia Tech Hall of Fame in 1959 and an award named in his honor has been given annually to the member of the Yellow Jacket golf team displaying the most outstanding academic achievement.



TROY MATTESON

NCAA Champion in 2002


Troy Matteson capped an outstanding junior season by winning the biggest tournament of the year, the NCAA Championship in Columbus, Ohio. The victory was his fourth of the year and marked the first time since 1934 that a Yellow Jacket was crowned National Collegiate Champion.

Matteson's run to the title began inauspiciously as he opened with a 2-over-par score of 73 to stand tied for 88th place, seven shots off the tournament lead. That would change quickly, as he found his scoring groove over the next 54 holes of play.

Day two saw the first significant move, as Matteson carded a 5-under-par round of 66 to move into a tie for 12th place at 73-66—139. The steady play continued over the final two rounds, as Matteson finished with sub-par rounds of 70 and 67 respectively to take over the individual lead as the final round came to an end.

His NCAA title tied him for most tournament wins in one year with David Duval, along with being the third time in school history that a Yellow Jacket had been the individual national champion.

For his efforts, Matteson was named the recipient of the Arnold Palmer National Player of the Year award and earned first-team All-America honors for the first time in his career.



WATTS GUNN

National Collegiate Champion in 1927

The Rambling Wreck and the name of Watts Gunn rose to supreme heights in 1927.

Becoming the first Georgia Tech golfer to win the National Collegiate Championship, Gunn shot a total of 302 over the 72-hole event at the Garden City Country Club to win the medal competition. He went on to dispatch Walker Cup teammate Roland McKenzie, 10-9, to win the individual title, and his 69 in the final round broke the course record. He also helped Tech win the Southern Intercollegiate title the same year.

Along with winning the collegiate championship, Gunn was a two-time U.S. Walker Cup team member, joining the squad in both 1926 and 1928. In those two events, he compiled a combined 4-0 record, posting a pair of victories in each.

Gunn was inducted into the Georgia Tech Hall of Fame in 1961. The annual Yellow Jacket men's golf team award for the season's most improved player is named in Gunn's honor.



HISTORY

NATIONAL HONORS

NATIONAL PLAYERS OF THE YEAR

Fred Haskins Award

Voted upon by coaches, players and media, given by the Fred Haskins Commission in Columbus, Ga.

1993 David Duval
1995 Stewart Cink
1998 Matt Kuchar
2001 Bryce Molder

Jack Nicklaus Award

Given by the Golf Coaches Association of America

1993 David Duval
1995 Stewart Cink
1998 Bryce Molder
2001 Bryce Molder

Golfweek Player of the Year

Given by Golfweek magazine

1998 Bryce Molder (co-winner)
2001 Bryce Molder

Dave Williams Award

National player of the year

1993 David Duval
1995 Stewart Cink
2000 Matt Kuchar
2001 Bryce Molder

Arnold Palmer Award

Given by the GCAA to the NCAA champion

2002 Troy Matteson

Byron Nelson Award

Given by the GCAA to the nation's outstanding senior golfer

2003 Troy Matteson
2007 Roberto Castro
2012 James White
2015 Anders Albertson

GCAA ALL-AMERICA SCHOLARS


All-America Scholars are selected by the Golf Coaches Association of America from players who are juniors and seniors academically, hold a grade-point average of 3.2 or higher, play in a minimum of 75 percent of their team's events and have a stroke average of 76 or lower.

1990 Tom Shaw
1991 Tom Shaw
2000 Bryce Molder
2001 Kris Mikkelsen, Bryce Molder
2002 Kris Mikkelsen, Troy Matteson
2003 Troy Matteson
2004 Chan Song, Nicholas Thompson
2005 Mike Barbosa, Chan Song, Nicholas Thompson
2006 Mike Barbosa, Roberto Castro, Kevin Larsen
2007 Roberto Castro, Kevin Larsen
2008 David Dragoo, Taylor Hall, Cameron Tringale
2009 David Dragoo, Cameron Tringale
2011 James White
2012 James White
2013 Bo Andrews
2014 Anders Albertson, Bo Andrews, Seth Reeves, Ollie Schniederjans
2015 Anders Albertson, Drew Czuchry, Ollie Schniederjans
2016 Michael Hines, Vincent Whaley
2017 James Clark, Chris Petefish, Vincent Whaley
2018 Chris Petefish
2019 James Clark, Tyler Strafacci
2020 Tyler Strafacci
2021 Bartley Forrester
2022 Bartley Forrester, Christo Lamprecht, Ross Steelman
2023 Bartley Forrester, Christo Lamprecht, Ross Steelman
2024 Bartley Forrester, Christo Lamprecht, Hiroshi Tai

NCAA TODAY'S TOP VIII AWARD

The NCAA honors eight student-athletes each year out of nominees from every sport, recognizing those who excel in their sport, in the classroom, and exhibit high character, leadership and service to others.

Roberto Castro (bottom), who graduated in 2007 with high honor in Industrial Engineering and won the Byron Nelson Award as a senior, and Bryce Molder (below), who won four national player of the year honors in 2001, are the only two men's golfers ever to win the prestigious NCAA Today's Top VIII Award.



ALL-CONFERENCE PERFORMERS



Bob McDonnell (left), Bill McDonald (center) and Nacho Gervas not only were Tech's first All-Atlantic Coast Conference performers in golf, they led the Yellow Jackets to their first ACC title in 1985.

ACC Player of the Year

1992	David Duval
1993	David Duval
1995	Stewart Cink
1998	Matt Kuchar
1999	Bryce Molder
2000	Bryce Molder
2001	Bryce Molder
2014	Ollie Schniederjans
2015	Ollie Schniederjans
2024	Christo Lamprecht

ACC Rookie of the Year

1997	Matt Kuchar
1998	Bryce Molder
2002	Chan Song
2004	Roberto Castro
2006	Cameron Tringale
2018	Noah Norton

ACC Coach of the Year

1984	Puggy Blackmon
1985	Puggy Blackmon
1992	Puggy Blackmon
1993	Puggy Blackmon
1999	Bruce Heppler
2001	Bruce Heppler
2002	Bruce Heppler
2006	Bruce Heppler
2009	Bruce Heppler
2011	Bruce Heppler
2012	Bruce Heppler
2014	Bruce Heppler
2018	Bruce Heppler
2019	Bruce Heppler

All-Atlantic Coast Conference

1985	Nacho Gervas, Bill McDonald, Bob McDonnell
1986	Nacho Gervas
1987	Jay Nichols
1988	Charlie Rymer
1989	Charlie Rymer
1990	David Duval
1991	David Duval
1992	David Duval, Jimmy Johnston
1993	Stewart Cink, David Duval
1994	Stewart Cink, Mikko Rantanen
1995	Stewart Cink, Jason Walters
1997	Matt Kuchar
1998	Matt Kuchar, Bryce Molder
1999	Carlton Forrester, Matt Kuchar, Bryce Molder
2000	Matt Kuchar, Bryce Molder
2001	Troy Matteson, Bryce Molder
2002	Troy Matteson, Kris Mikkelsen, Matt Weibring
2003	Troy Matteson, Nicholas Thompson
2004	Roberto Castro, Chan Song, Nicholas Thompson
2005	Mike Barbosa, Roberto Castro, Chan Song, Nicholas Thompson
2006	Roberto Castro, Kevin Larsen, Cameron Tringale
2007	Roberto Castro, Cameron Tringale
2008	Chesson Hadley, Cameron Tringale
2009	Cameron Tringale
2010	John-Tyler Griffin, Chesson Hadley, James White
2011	John-Tyler Griffin, Paul Haley, Kyle Scott, James White
2012	Anders Albertson, Bo Andrews, James White
2013	Anders Albertson, Ollie Schniederjans
2014	Anders Albertson, Seth Reeves, Ollie Schniederjans
2015	Anders Albertson, Ollie Schniederjans
2017	James Clark, Luke Schniederjans
2018	Noah Norton, Chris Petefish, Luke Schniederjans, Tyler Stratfacci
2019	Noah Norton, Andy Ogletree, Luke Schniederjans, Tyler Stratfacci
2020	<i>no team selected after spring season cancelled</i>
2021	Noah Norton, Andy Ogletree, Luke Schniederjans, Tyler Stratfacci
2022	Bartley Forrester, Connor Howe, Christo Lamprecht
2023	Connor Howe, Christo Lamprecht, Ross Steelman
2024	Christo Lamprecht

All-Southeastern Conference

1948	Albert Swann
------	--------------

Academic All-ACC Golf Team

2006	Mike Barbosa, Roberto Castro, Taylor Hall, Kevin Larsen
2007	Roberto Castro, Taylor Hall, Kevin Larsen, Cameron Tringale
2008	David Drago, Taylor Hall, Cameron Tringale
2009	David Drago, Cameron Tringale, James White
2010	Bo Andrews, Kyle Scott, James White
2011	James White (ACC Scholar-Athlete of the Year)
2012	James White (ACC Scholar-Athlete of the Year), Anders Albertson, Bo Andrews, Ollie Schniederjans, Richy Werencki
2013	Anders Albertson, Bo Andrews, Seth Reeves, Ollie Schniederjans, Richy Werencki
2014	Ollie Schniederjans (ACC Scholar-Athlete of the Year), Anders Albertson, Bo Andrews, Seth Reeves, Richy Werencki
2015	Anders Albertson (ACC Scholar-Athlete of the Year), James Clark, Chris Petefish, Ollie Schniederjans, Vincent Whaley
2016	Chris Petefish, Vincent Whaley
2017	James Clark, Chris Petefish, Vincent Whaley
2018	Noah Norton, Tyler Stratfacci
2019	Tyler Stratfacci
2021	Connor Howe
2022	Bartley Forrester, Christo Lamprecht
2023	Connor Howe (ACC Co-Scholar-Athlete of the Year), Bartley Forrester, Hiroshi Tai
2023	Christo Lamprecht (ACC Scholar-Athlete of the Year), Kale Fontenot, Bartley Forrester, Carson Kim, Hiroshi Tai, Aidan Tran

In 2005-06, the ACC began voting on an academic all-conference team in every sport. Honorees must achieve a minimum 3.2 grade-point average and be a front-line participant in his or her sport. No team chosen in 2020.

ACC Academic Honor Roll

1980	Thomas Moody, Rick Riddle, Robert Muir
1981	David Deiters, Chris Handy, Joe Lowery, John Peay, Rick Riddle
1983	Frank Harbist
1984	Peter Davison, Frank Harbist, Bob McDonnell, Lenny Nash
1985	Frank Harbist, Lenny Nash, Jay Nichols, Charlie Thomas
1987	Chris Cupit
1988	Chris Cupit, Alan Rosen, Tom Shaw
1989	Mark Lofye, Tom Shaw
1990	Tom Shaw
1992	Carlos Beautell, Stewart Cink
1993	Stewart Cink, Tommy Johnston
1994	Brad Carroll, Sam Hulse, Brian Newton, Lance Stover
1995	Rob Anderson, Brad Carroll, Brian Newton, Lance Stover
1996	Rob Anderson, Brad Carroll, Mauricio Muniz, Brian Newton
1997	Matt Kuchar, Wes Latimer, Mauricio Muniz, Brian Newton
1998	Chip Brown, Bryce Molder, Mauricio Muniz, Brian Newton
1999	Chip Brown, Adam Cranford, Carlton Forrester, Wes Latimer, Troy Matteson, Kris Mikkelsen, Bryce Molder
2000	Chip Brown, Adam Cranford, Carlton Forrester, Matt Kuchar, Troy Matteson, Kris Mikkelsen, Bryce Molder
2001	Chip Brown, Adam Cranford, Troy Matteson, Kris Mikkelsen, Bryce Molder, Matt Weibring
2002	Mike Barbosa, Adam Cranford, Kris Mikkelsen, Chan Song, Nicholas Thompson
2003	Mike Barbosa, Adam Cranford, Thomas Jordan, Chan Song, Nicholas Thompson
2004	Mike Barbosa, Roberto Castro, Kevin Larsen, Chan Song, Nicholas Thompson
2005	Mike Barbosa, Roberto Castro, Adam Cohan, David Drago, Taylor Hall, Thomas Jordan, Chan Song
2006	Mike Barbosa, Roberto Castro, Adam Cohan, David Drago, Taylor Hall, Thomas Jordan, Kevin Larsen
2007	Daniel Bowden, Roberto Castro, Adam Cohan, David Drago, Taylor Hall, Kevin Larsen, Cameron Tringale
2008	Daniel Bowden, Adam Cohan, David Drago, Taylor Hall, William Miller, Cameron Tringale
2009	Adam Cohan, David Drago, John-Tyler Griffin, Taylor Hall, William Miller, Cameron Tringale, Minghao Wang, James White
2010	Bo Andrews, Paul Haley, William Miller, Seth Reeves, Kyle Scott, Minghao Wang, James White
2011	Anders Albertson, Bo Andrews, Paul Haley, John-Tyler Griffin, William Miller, Ollie Schniederjans, Minghao Wang, James White
2012	Anders Albertson, Bo Andrews, Drew Czuchry, William Miller, Seth Reeves, Ollie Schniederjans, Minghao Wang, Richy Werencki, James White
2013	Anders Albertson, Bo Andrews, Drew Czuchry, Seth Reeves, Ollie Schniederjans, Minghao Wang, Richy Werencki
2014	Anders Albertson, Bo Andrews, Drew Czuchry, Michael Hines, Seth Reeves, Ollie Schniederjans, Vincent Whaley
2015	Anders Albertson, James Clark, Drew Czuchry, Michael Hines, Chris Petefish, Ollie Schniederjans, Vincent Whaley
2016	James Clark, Michael Hines, Tyler Joiner, Chris Petefish, Anton Serafini, Vincent Whaley
2017	Michael Hines, Tyler Joiner, Chris Petefish, Vincent Whaley
2018	James Clark, Jacob Joiner, Tyler Joiner, Noah Norton, Tyler Stratfacci
2019	James Clark, Bartley Forrester, Anton Serafini, Tyler Stratfacci
2020	Adam Bratton, Connor Howe, Andy Mao, Noah Norton, Anton Serafini, Tyler Stratfacci
2021	Adam Bratton, Bartley Forrester, Connor Howe, Aidan Kramer, Christo Lamprecht, Andy Mao, Ben Smith
2022	Adam Bratton, Bartley Forrester, Christo Lamprecht, Andy Mao, Ben Smith, Hiroshi Tai
2023	Adam Bratton, Bartley Forrester, Connor Howe, Aidan Kramer, Christo Lamprecht, Andy Mao, Brady Rackley IV, Hiroshi Tai, Aidan Tran
2024	Adam Bratton, Kale Fontenot, Bartley Forrester, Carson Kim, Christo Lamprecht, Andy Mao, Brady Rackley IV, Benjamin Reuter, Hiroshi Tai, Aidan Tran


The ACC Academic Honor Roll is compiled following the conclusion of each academic year, recognizing student-athletes in all sports who posted a grade-point average of 3.0 for the entire academic year, with no minimum placed on playing time.

HISTORY


NATIONAL AND INTERNATIONAL CHAMPIONS




Georgia Tech has four U.S. Amateur Champions - Bobby Jones won five titles between 1924 and 1930, winning the Grand Slam of Golf in 1930. Matt Kuchar (right) won in 1997, with Andy Ogletree (above right) and Tyler Strafaci winning back-to-back in 2019 and 2020.



LARRY MIZE
1987 MASTERS CHAMPION




STEWART CINK
2009 OPEN CHAMPION



DAVID DUVAL
2001 OPEN CHAMPION

ROYAL AND ANCIENT CHAMPIONS

1926	Bobby Jones, British Open, Royal Lytham and St. Anne's, Southport, England
1927	Bobby Jones, British Open, Old Course, St. Andrews, Scotland
1930	Bobby Jones, British Open, Royal Liverpool Golf Club, Hoylake, England
1930	Bobby Jones, British Amateur, Old Course, St. Andrews, Scotland Defeated Roger Wethered, 7 and 6
1938	Charlie Yates, British Amateur, Royal Troon, Troon, Scotland
2001	David Duval, British Open, Royal Lytham and St. Anne's, Southport, England
2009	Stewart Cink, British Open, Turnberry, Ayrshire, Scotland
2023	Christo Lamprecht, British Amateur, Southport, England



USGA CHAMPIONS

Year	Champion	Event/Site	Result/Score
1923	Bobby Jones	U.S. Open, Inwood Country Club, Inwood, N.Y.	71-73-76-78=296 (+8)
1924	Bobby Jones	U.S. Amateur, Merion Cricket Club, Ardmore, Pa.	Defeated George Von Elm, 9 and 8
1925	Bobby Jones	U.S. Amateur, Oakmont (Pa.) Country Club	Defeated Watts Gunn, 8 and 7
1926	Bobby Jones	U.S. Open, Scioto Country Club, Columbus, Ohio	70-79-71-73=293 (+5)
1927	Bobby Jones	U.S. Amateur, Minikahda Club, Minneapolis, Minn.	Defeated Charles Evans, Jr., 8 and 7
1928	Bobby Jones	U.S. Amateur, Brae Burn C.C., West Newton, Mass.	Defeated T. Phillip Perkins, 10 and 9
1929	Bobby Jones	U.S. Open, Winged Foot G.C., Mamaroneck, N.Y.	69-75-71-79=294 (+6)
1930	Bobby Jones	U.S. Open, Interlachen C.C., Minneapolis, Minn.	71-73-68-75=287 (-1)
1930	Bobby Jones	U.S. Amateur, Merion Cricket Club, Ardmore, Pa.	Defeated Eugene V. Homans, 8 and 7
1958	Gordon "Buddy" Baker	U.S. Junior Amateur, Univ. of Minnesota Golf Club, St. Paul, Minn.	Defeated R. Douglas Lindsay, 2 and 1
1985	Charlie Rymmer	U.S. Junior Amateur, Brookfield Country Club, Clarence, N.Y.	Defeated Greg Leshner, 19 holes
1989	David Duval	U.S. Junior Amateur, Singing Hills G&CC, El Cajon, Calif.	Defeated Austin Maki, 1-up
1997	Matt Kuchar	U.S. Amateur, Cog Hill Golf and CC, Lemont, Ill.	Defeated Joel Kribel, 2 and 1
1999	Bill Ploeger	U.S. Senior Amateur, Portland (Ore.) Golf Club	Defeated Gary Menzel, 3 and 2
2019	Andy Ogletree	U.S. Amateur, Pinehurst Resort & Country Club, Pinehurst, N.C.	Defeated John Augenstein, 2 and 1
2020	Tyler Strafaci	U.S. Amateur, Bandon Dunes Resort, Bandon, Ore.	Defeated Charles Osborne, 1-up

HISTORY

PROFESSIONAL GOLF CHAMPIONS



TWO GEORGIA TECH ALUMNI WON ON THE PGA TOUR IN 2020-21: RICHY WERENSKI (LEFT) CAPTURED HIS FIRST PGA TOUR TITLE AT THE BARRACUDA CHAMPIONSHIP, AND STEWART CINK WON HIS SEVENTH AND EIGHTH TITLES AT THE SAFEWAY OPEN, AND THE RBC HERITAGE.

PGA TOUR CHAMPIONS

1969	Bunky Henry	National Airlines Open
1983	Larry Mize	Danny Thomas Memphis Classic
1987	Larry Mize	The Masters Tournament
1993	Larry Mize	Northern Telecom Open
1993	Larry Mize	Buick Open
1997	Stewart Cink	Canon Greater Hartford Open
1997	David Duval	Michelob Championship at Kingsmill
1997	David Duval	Walt Disney World/Oldsmobile Classic
1997	David Duval	The Tour Championship
1998	David Duval	Tucson Chrysler Classic
1998	David Duval	Shell Houston Open
1998	David Duval	NEC World Series of Golf
1998	David Duval	Michelob Championship at Kingsmill
1999	David Duval	Mercedes Championships
1999	David Duval	Bob Hope Chrysler Championship
1999	David Duval	The Players Championship
1999	David Duval	Bellsouth Classic
2000	David Duval	Buick Challenge
2000	Stewart Cink	MCI Classic
2000	Michael Clark II	John Deere Classic
2002	Matt Kuchar	Honda Classic
2004	Stewart Cink	MCI Heritage
2004	Stewart Cink	WGC-NEC Invitational
2006	Troy Matteson	Frys.com Open
2008	Stewart Cink	Travelers Championship
2009	Troy Matteson	Frys.com Open
2009	Matt Kuchar	Turning Stone Resort Championship
2010	Matt Kuchar	The Barclays
2011	Bryce Molder	Frys.com Open
2012	Matt Kuchar	The Players Championship
2013	Matt Kuchar	Accenture World Match Play Championship
2013	Matt Kuchar	The Memorial Tournament
2014	Chesson Hadley	Puerto Rico Open
2014	Matt Kuchar	RBC Heritage
2018	Matt Kuchar	Mayakoba Golf Classic
2019	Matt Kuchar	Sony Open at Hawai'i
2020	Richy Werenski	Barracuda Championship
2020	Stewart Cink	Safeway Open
2021	Stewart Cink	RBC Heritage

KORN FERRY TOUR CHAMPIONS


1993	David Duval	Wichita Open
1993	David Duval	Nike Tour Championship
1994	Charlie Rymer	South Carolina Classic
1996	Stewart Cink	Ozarks Open
1996	Stewart Cink	Colorado Classic
1996	Michael Clark II	Olympia Open
1996	Stewart Cink	Nike Tour Championship
1998	Michael Clark II	Hershey Open
2000	Tripp Isenhour	Mississippi Gulf Coast Open
2000	Briny Baird	Monterrey Open
2003	Tripp Isenhour	BMW Charity Pro-Am at The Cliffs
2005	Troy Matteson	Virginia Beach Open
2005	Troy Matteson	Mark Christopher Charity Classic
2006	Tripp Isenhour	Movistar Panama Championship
2006	Tripp Isenhour	Livermore Valley Wine Country Championship
2006	Matt Kuchar	Henrico Open
2006	Bryce Molder	Micosukee Championship
2012	Paul Haley II	Chile Classic
2013	Chesson Hadley	Rex Hospital Open
2013	Chesson Hadley	Web.com Tour Championship
2016	Richy Werenski	BMW Charity Pro-Am
2016	Ollie Schniederjans	Air Capital Classic
2017	Chesson Hadley	LECOM Health Challenge
2017	Chesson Hadley	Albertsons Boise Open
2018	Anders Albertson	Lincoln Land Championship
2020	Seth Reeves	Pinnacle Bank Championship
2022	Anders Albertson	Visit Knoxville Open
2022	Paul Haley II	Memorial Health Championship

Note: Tour has gone by many title sponsor names - Ben Hogan Tour (1990-92), Nike Tour (1993-99), Buy.com Tour (2000-02), Nationwide Tour (2003-12) and Web.com Tour (2012-19)

ALL-TIME MAJOR AMATEUR CHAMPIONSHIPS



BARTLEY FORRESTER
2022 Monroe Invitational CHAMPION



AIDAN KRAMER
2022 Rice Planters Amateur CHAMPION



CONNOR HOWE
2021 Patriot All-America Invitational CHAMPION

2022	Ross Steelman	Western Amateur (*stroke play medalist), Highland Park, Ill.
2022	Andy Mao	Southeastern Amateur, Columbus, Ga.
2022	Bartley Forrester	Monroe Invitational, Pittsford, N.Y.
2022	Aidan Kramer	Rice Planters Amateur, Mt. Pleasant, S.C.
2021	Connor Howe	Patriot All-America Invitational, Litchfield Park, Ariz.
2020	Tyler Strafaci	U.S. Amateur Championship, Bandon, Ore.
2020	Connor Howe	Southeastern Amateur, Columbus, Ga.
2020	Luke Schniederjans	Georgia Amateur Championship, Johns Creek, Ga.
2020	Tyler Strafaci	Palmetto Amateur, Aiken, S.C.
2020	Tyler Strafaci	North & South Amateur, Pinehurst, N.C.
2019	Noah Norton	Patriot All-America Invitational, Litchfield Park, Ariz.
2019	Andy Ogletree	Monroe Invitational, Pittsford, N.Y.
2019	Ben Smith	Michigan Amateur, Oakland Hills, Mich.
2019	Noah Norton	The Patriot All-America, Litchfield Park, Ariz.
2018	Connor Howe	Trusted Choice Big "I" National Championship, Daniel Island Club, S.C.
2017	Chris Petefish	Azalea Invitational, Charleston, S.C.
2016	Andy Ogletree	Cardinal Amateur, Greensboro, N.C.
2015	James Clark	Eastern Amateur, Portsmouth, Va.
2013	Seth Reeves	Southeastern Amateur, Columbus, Ga.
2012	Richy Werencki	Porter Cup, Lewiston, N.Y.
2011	Seth Reeves	Southeastern Amateur, Columbus, Ga.
2006	Carlton Forrester	Northeast Amateur, Rumford, R.I.
2005	Nicholas Thompson	Jones Cup Invitational, Sea Island, Ga.
1999	Bill Ploeger	U.S. Senior Amateur, Portland, Ore.
1997	Matt Kuchar	U.S. Amateur Championship, Lemont, Ill.
1997	Matt Kuchar	Terra Cotta Invitational, Naples, Fla.
1993	Stewart Cink	Rice Planters Amateur, Mt. Pleasant, S.C.
1992	David Duval	Northeast Amateur, Rumford, R.I.
1992	David Duval	Porter Cup, Lewiston, N.Y.
1989	David Duval	U.S. Junior Amateur, El Cajon, Calif.
1987	Jay Nichols	Eastern Amateur, Portsmouth, Va.
1987	Nacho Gervas	Rice Planters Amateur, Mt. Pleasant, S.C.
1985	Charlie Rymer	U.S. Junior Amateur, Clarence, N.Y.
1985	John Peay	Tennessee State Amateur, Kingsport, Tenn.
1966	Charlie Harrison	Dogwood Invitational, Atlanta, Ga.
1964	Bunky Henry	Georgia Amateur Championship, Athens, Ga.
1962	Bunky Henry	Southern Amateur, Ormond Beach, Fla.
1959	Charlie Harrison	Georgia Amateur Championship, Savannah, Ga.
1958	Gordon "Buddy" Baker	U.S. Junior Amateur, St. Paul, Minn.
1955	Charlie Harrison	Southern Amateur, Linville, N.C.
1955	Tommy Barnes	Dogwood Invitational, Atlanta, Ga.
1955	William "Dynamite" Goodloe	Georgia Amateur Championship, Valdosta, Ga.
1954	William "Dynamite" Goodloe	Georgia Amateur Championship, Savannah, Ga.
1951	Tommy Barnes	Dogwood Invitational, Atlanta, Ga.
1949	Tommy Barnes	Southern Amateur, Asheville, N.C.
1949	Tommy Barnes	Dogwood Invitational, Atlanta, Ga.
1948	Tommy Barnes	Dogwood Invitational, Atlanta, Ga.
1947	Tommy Barnes	Southern Amateur, Louisville, Ky.
1946	Tommy Barnes	Southeastern Amateur, Columbus, Ga.
1941	Tommy Barnes	Dogwood Invitational, Atlanta, Ga.
1941	Tommy Barnes	Georgia Amateur Championship, Atlanta, Ga. (East Lake Golf Club)
1938	Tommy Barnes	Southeastern Amateur, Columbus, Ga.
1938	Charlie Yates	British Amateur, Troon, Scotland
1937	Charlie Yates	Western Amateur (*stroke play medalist), Los Angeles, Calif.
1936	Bill Eager	Southeastern Amateur, Columbus, Ga.
1935	Charlie Yates	Western Amateur, Colorado Springs, Colo.
1934	Stanley Holditch	Southeastern Amateur, Columbus, Ga.
1932	Charlie Yates	Georgia Amateur Championship, Atlanta, Ga. (Capital City Club)
1931	Charlie Yates	Georgia Amateur Championship, St. Simons Island, Ga.
1930	Bobby Jones	U.S. Amateur Championship, Ardmore, Pa.
1930	Bobby Jones	British Amateur, St. Andrews, Scotland
1928	Watts Gunn	Southern Amateur, Dallas, Texas
1928	Bobby Jones	U.S. Amateur Championship, West Newton, Miss.
1927	Bobby Jones	U.S. Amateur Championship, Minneapolis, Minn.
1927	Watts Gunn	Georgia Amateur Championship, Savannah, Ga.
1925	Bobby Jones	U.S. Amateur Championship, Oakmont, Pa.
1924	Bobby Jones	U.S. Amateur Championship, Ardmore, Pa.
1924	Watts Gunn	Southeastern Amateur, Columbus, Ga.
1923	Perry Adair	Southern Amateur, Birmingham, Ala.
1923	Watts Gunn	Georgia Amateur Championship, Macon, Ga.
1922	Bobby Jones	Southern Amateur, Atlanta, Ga. (East Lake Golf Club)
1922	Perry Adair	Georgia Amateur Championship, Atlanta, Ga. (Druid Hills Golf Club)
1921	Perry Adair	Southern Amateur, Nashville, Tenn.
1920	Bobby Jones	Southern Amateur, Chattanooga, Tenn.
1917	Bobby Jones	Southern Amateur, Birmingham, Ala.
1916	Bobby Jones	Georgia Amateur Championship, Atlanta, Ga. (Capital City Club)

HISTORY

INTERNATIONAL COMPETITION



Georgia Tech players have been integral parts of United States teams in international competitions on both the amateur and professional levels.

Stewart Cink and Matt Kuchar (top left) both played for the United States in the 2010 Ryder Cup in Newport, Wales. Cink competed in five Ryder Cups for the U.S., including the victorious 2002 team with David Duval (left). Kuchar competed in four and also earned a bronze medal on the 2016 Olympic Games golf competition in Rio de Janeiro, Brazil.

Kuchar and Bryce Molder, pictured together during the 1999 Walker Cup below, combined to participate in eight Walker and Palmer Cup matches for the United States. Cameron Tringale competed for the Team USA in the 2009 Walker Cup, while Andy Ogletree (bottom right) played in the 2019 Walker Cup after winning the U.S. Amateur championship.



RYDER CUP

- 1987 - Larry Mize
- 1999 - David Duval
- 2002 - Stewart Cink, David Duval
- 2004 - Stewart Cink
- 2006 - Stewart Cink
- 2008 - Stewart Cink
- 2010 - Matt Kuchar, Stewart Cink
- 2012 - Matt Kuchar
- 2014 - Matt Kuchar
- 2016 - Matt Kuchar
- 2018 - David Duval, Matt Kuchar (vice captains)
- 2023 - Stewart Cink (vice captain)

WORLD AMATEUR TEAM CHAMPIONSHIP

- 1990, '92 - David Duval (USA)
- 1998 - Matt Kuchar (USA)
- 2000 - Bryce Molder (USA)
- 1994, '96, '98, '08 - Mauricio Muniz (Puerto Rico)
- 2010, '12 - Minghao Wang (China)
- 2022 - Christo Lamprecht (South Africa), Benjamin Reuter (Netherlands), Hiroshi Tai (Singapore)
- 2023 - Christo Lamprecht (South Africa), Hiroshi Tai (Singapore)

SPIRIT INTERNATIONAL

- 2019 - Andy Ogletree (USA)
- 2021 - Christo Lamprecht (South Africa)

PRESIDENTS CUP

- 1998 - David Duval
- 2000 - Stewart Cink, David Duval
- 2005 - Stewart Cink
- 2007 - Stewart Cink
- 2009 - Stewart Cink
- 2011 - Matt Kuchar
- 2013 - Matt Kuchar
- 2015 - Matt Kuchar
- 2017 - Matt Kuchar
- 2019 - Matt Kuchar
- 2024 - Stewart Cink (vice captain)

PALMER CUP

- 1998 - Matt Kuchar, Bryce Molder (USA)
 - 1999 - Matt Kuchar, Bryce Molder (USA)
 - 2001 - Bryce Molder (USA)
 - 2003 - Bruce Heppler/head coach (USA)
 - 2005 - Roberto Castro (USA)
 - 2006 - Roberto Castro, Kevin Larsen (USA)
 - 2008 - Chesson Hadley (USA)
 - 2009 - Cameron Tringale (USA)
 - 2012 - James White (USA)
 - 2014 - Ollie Schniederjans (USA)
 - 2015 - Anders Albertson, Ollie Schniederjans, Bruce Heppler/HC (USA)
 - 2020 - Andy Ogletree (USA)*
 - 2022 - Christo Lamprecht (International)
 - 2023 - Christo Lamprecht (International)
- *selected but did not compete

OLYMPIC GAMES

- 2016 - Matt Kuchar (bronze medalist)

WORLD CUP

- 2000, '01 - David Duval
- 2005, '06 - Stewart Cink
- 2011, '13, '18 - Matt Kuchar

WALKER CUP

- 1922, '24, '26, '28, '30 - Bobby Jones
- 1926, '28 - Watts Gunn
- 1936, '38 - Charlie Yates
- 1991 - David Duval
- 1999 - Matt Kuchar, Bryce Molder
- 2001 - Bryce Molder
- 2005 - Nicholas Thompson
- 2009 - Cameron Tringale
- 2019 - Andy Ogletree
- 2021 - Tyler Stratfacci

USA-JAPAN MATCHES

- 1999 - Carlton Forrester
- 2002 - Kris Mikkelsen

USA-CHINA FRIENDSHIP CUP

- 2006 - Cameron Tringale



HISTORY

GEORGIA TECH TEAM AWARDS

Georgia Golf Hall of Fame Members

Member	Inducted
Member	Inducted
Perry Adair	1989
Tommy Barnes	1989
Stewart Cink	2017
William "Dynamite" Goodloe	2009
Watts Gunn	1989
Bruce Heppler	2022
Charles Harrison	1992
Urban "Bunky" Henry	2008
Robert T. "Bob" Jones	1989
Larry Mize	1991
Bill Ploeger	2001
Albert "Duck" Swann	2013
Charles Yates	1989
Dan Yates	1996

Georgia Tech Sports Hall of Fame Members

Name	Inducted
Perry Adair	1973
Tommy Barnes	1960
Puggy Blackmon (coach)	2008
Roberto Castro	2017
Stewart Cink	2005
James R. Cleveland	1981
Charles Dannals, Jr.	1986
H.E. Dennison (coach)	1970
David Duval	2003
Bill Eager, Jr.	1979
Carlton Forrester	2012
Nacho Gervas	1997
Watts Gunn	1961
Chesson Hadley	2020
Charles Harrison	1962
George W. (Bunky) Henry	1984
George D. Johnson, Jr.	1989
Robert Tyre (Bobby) Jones	1958
Matt Kuchar	2010
Troy Matteson	2013
Bill McDonald	1995
Bob McDonnell	1993
Kris Mikkelsen	2015
Larry Mize	1992
Bryce Molder	2011
Berrien Moore	1956
Jay Nichols	2001
Tommy Plaxico (coach)	1993
William D. (Bill) Ploeger	2001
Frank M. Ridley, Jr.	1956
John H. Ridley	1972
Charlie Rymer	2000
Chan Song	2018
Albert Swann	1964
Nicholas Thompson	2016
Cameron Tringale	2019
Ewing G. Watkins	1974
James White	2023
Charles R. Yates	1959
Daniel Yates, Jr.	1984




BOBBY JONES

THE GREATEST AMATEUR GOLFER, HE CAPTURED FIVE U.S. AMATEUR TITLES, FOUR U.S. OPEN TITLES AND WAS UNDEFEATED IN FIVE WALKER CUP MATCHES. HE CAPTURED GOLF'S ONLY GRAND SLAM IN 1930.

Robert Tyre Jones Award

(Player of the Year)

1984	Nacho Gervas
1985	Bob McDonnell
1986	Nacho Gervas
1987	Jay Nichols
1988	Bill McDonald, Charlie Rymer
1989	Charlie Rymer
1990	David Duval
1991	David Duval
1992	David Duval
1993	David Duval
1994	Stewart Cink
1995	Stewart Cink
1996	Sam Hulsey
1997	Matt Kuchar
1998	Matt Kuchar, Bryce Molder
1999	Bryce Molder
2000	Matt Kuchar, Bryce Molder
2001	Bryce Molder
2002	Troy Matteson
2003	Troy Matteson
2004	not awarded
2005	Roberto Castro, Nicholas Thompson
2006	Cameron Tringale
2007	Roberto Castro, Cameron Tringale
2008	Chesson Hadley
2009	Cameron Tringale
2010	John-Tyler Griffin
2011	John-Tyler Griffin, James White
2012	James White
2013	Anders Albertson, Ollie Schniederjans
2014	Ollie Schniederjans
2015	Anders Albertson, Ollie Schniederjans
2016	Vincent Whaley
2017	James Clark
2018	Tyler Strafaci
2019	Andy Ogletree, Luke Schniederjans
2020	Andy Ogletree
2021	Christo Lamprecht
2022	Christo Lamprecht
2023	Christo Lamprecht
2024	Christo Lamprecht



CHARLIE YATES

YATES CAPTURED THE 1934 NATIONAL COLLEGIATE CHAMPIONSHIP AND WAS UNDEFEATED IN THE 1936 AND '38 WALKER CUPS. HE ALSO WON THE BRITISH AMATEUR AND THE WESTERN OPEN.

Charles Yates Cup

(Outstanding Academic Achievement)

1984	Peter Davison
1985	Charlie Thomas
1986	Bob McDonnell
1987	Chris Cupit
1988	Chris Cupit
1989	Tripp Isenhour
1990	Tom Shaw
1991	Tom Shaw
1992	Stewart Cink
1993	Stewart Cink
1994	Brian Newton
1995	Brian Newton
1996	Lance Stover
1997	Lance Stover
1998	Wes Latimer
1999	Bryce Molder
2000	Troy Matteson
2001	Kris Mikkelsen
2002	Kris Mikkelsen
2003	Chan Song
2004	Chan Song
2005	Roberto Castro
2006	Roberto Castro
2007	Roberto Castro
2008	Daniel Bowden
2009	John-Tyler Griffin
2010	James White
2011	Bo Andrews
2012	Bo Andrews
2013	Bo Andrews
2014	Bo Andrews
2015	Drew Czuchry
2016	Michael Hines
2017	Michael Hines
2018	Tyler Joiner
2019	James Clark
2020	Tyler Strafaci
2021	Andy Mao
2022	Adam Bratton
2023	Adam Bratton
2024	Aidan Tran



WATTS GUNN

GUNN CAPTURED THE 1927 NATIONAL COLLEGIATE CHAMPIONSHIP AND WAS UNDEFEATED IN THE 1926 AND '28 WALKER CUPS.

Watts Gunn Trophy

(Most Improved Player)


1984	Dave Hopson
1985	Jay Nichols
1986	Lenny Nash
1987	Jeff Rich
1988	Tripp Isenhour
1989	Trey Holroyd
1990	Tom Shaw
1991	Chan Reeves
1992	Jimmy Johnstone
1993	Carlos Beautell
1994	Mikko Rantanen
1995	Sam Hulsey
1996	Mauricio Muniz
1997	Mike Pearson
1998	Carlton Forrester
1999	Wes Latimer
2000	Matt Weibring
2001	Troy Matteson
2002	Troy Matteson
2003	Adam Cranford
2004	Mike Barbosa
2005	Chan Song
2006	Taylor Hall
2007	Adam Cohan
2008	David Dragoo
2009	Adam Cohan
2010	James White
2011	Kyle Scott
2012	Seth Reeves
2013	Ollie Schniederjans
2014	Seth Reeves
2015	Vincent Whaley
2016	Jacob Joiner
2017	James Clark
2018	Jacob Joiner
2019	Andy Ogletree
2020	Bartley Forrester
2021	Will Dickson
2022	Aidan Kramer
2023	Ross Steelman
2024	Brady Rackley IV

TECH COACHING HISTORY

H.E. DENNISON • 1931-55

A professor of economics and social science, as well as the director of industrial management, H.E. Dennison served as Georgia Tech's first golf coach from 1931-55. He shepherded a program which had already earned success on the national stage when Watts Gunn won the national collegiate championship in 1927. Collegiate golf was strictly a dual match sport in Dennison's time, and Tech went three straight years from 1933-35 without losing a match.

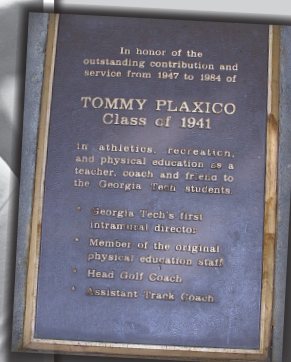

Dennison had the distinction of coaching such standouts as Charlie Yates, the 1934 national collegiate champion, 1938 British Amateur champion and three-time Walker Cup team member, as well as the 1938 Southern Intercollegiate champion Tommy Barnes and 1948 Southeastern Conference champion Albert Swann. He also led the Yellow Jackets to their first NCAA Championship appearance as a team in 1947.



TOMMY PLAXICO • 1956-82

Likeable Tommy Plaxico, a former Georgia Tech star of the cinders in the 1940s, served as the Yellow Jackets' golf coach from January of 1956 until he retired in 1982, an era which saw the landscape of college golf evolve from schools playing dual matches exclusively to playing stroke-play tournaments. Among his players were future PGA Tour star Larry Mize, 1967 NCAA runner-up Bunky Henry and 1999 U.S. Senior Amateur champion Bill Ploeger.

Plaxico, a contemporary of such Tech coaching luminaries as Bobby Dodd, Whack Hyder and Jim Luck, was a regular on the Tech track team for three years and was captain of the 1941 squad. After serving four years as a Navy fighter pilot in World War II, Plaxico returned to campus to receive his degree in industrial management in 1946. He immediately joined the Tech faculty as a member of the Physical Training staff, a capacity in which he served until he retired. Plaxico, also an avid tennis player, served as an assistant track coach for five years and was in charge of Georgia Tech's intramural program.



PUGGY BLACKMON • 1982-95

The arrival of Puggy Blackmon signaled a new era in golf at Georgia Tech, keeping the Yellow Jackets in line with the way college golf was growing. The South Carolina native came from a teaching and professional golf background, and laid the foundation for the stature of the program today. Heavily involved in junior golf, Blackmon immediately began recruiting top junior players, set about raising money for the program and started the booster club which continues to support Tech golf today.

Within three years, he guided the Yellow Jackets to their first Atlantic Coast Conference championship, and Tech became a perennial top-25 program. That led to the program being invited to compete in bigger and better events, and the Jackets would go on to win five ACC titles, compete in 11 NCAA Championships and win 33 tournaments overall during his tenure. He recruited and coached PGA Tour players Stewart Cink, Michael Clark II, David Duval, Tripp Isenhour and Charlie Rymer.



HISTORY

ALL-TIME GREATS

ROBERT TYRE "BOBBY" JONES • ATLANTA, GA.

On Sept. 27, 1930, Robert Tyre Jones, Jr., of Atlanta walked off the 11th green at the Merion Cricket Club and into history. No one before him had won golf's four major championships in a single year. No one has done it since.

No one might ever do it again.

"It may be 60 years, if then, before we see another Grand Slam," said Joe Dey, former commissioner of the PGA Tour and former executive director of the United States Golf Association.

"You never say never," said Ben Hogan, who was 18 when Jones won the Slam and remains the only golfer to win three professional majors in one year. "But considering the times — there are so many more good players — it's improbable that any player will win all four."

Of all the single-season sustained records of excellence in major sports, Jones' mark has stood the longest. Longer than Babe Ruth's 60 home runs, a record that last 34 years after he set it in 1927; longer than Joe DiMaggio's 1941 hitting streak of 56 games, which is still alive after 49 years; longer than Wilt Chamberlain's 50.4 points-per-game average, set in 1961-62; longer than Bryon Nelson's PGA Tour streak of 11 straight victories and 18 overall in 1945.

The four tournaments Jones won — the national Open and amateur championships of the United States and Britain — originally were known as the "Impregnable Quadrilateral." That term eventually evolved into the Grand Slam, a term that stuck even when the PGA Championship and the Masters replaced the two amateur tournaments in the mythical foursome.

To understand the magnitude of Jones' deed, consider that in the ensuing 60 years only four players — Hogan, Gene Sarazen, Gary Player and Jack Nicklaus — in their careers have won each of the four events that make up the modern Slam.

In golf's record books, Hogan comes across as the most serious challenger to Jones record when in 1953 the Texan won the Masters, U.S. Open and British Open. But because there was some overlap in dates of the British Open and the PGA Championship, the possibility of Hogan completing the Slam never existed.

Perhaps the most incredible thing about Jones' Slam is that he planned it. He didn't have a name for it, nor was he glory-seeking. His reasons were purely personal. Being an amateur golfer, his finances and family obligations would not allow him to play in all four tournaments after 1930. As it turned out, he didn't have to. He announced his retirement from competitive golf a few weeks after winning the U.S. Amateur. He was 28.

Dey, then a 23-year-old sportswriter for The Philadelphia Evening Bulletin, was there at Merion in Ardmore, Pa., when Jones completed the Grand Slam. Now 83, Dey said Jones' performance was "simply unbelievable.

"I saw every shot, and I haven't seen anyone since as dominant as Jones was in that Amateur," Dey said. "None of his matches went past the 14th hole. He cruised along. Considering the pressure and the crowds — you have to remember in those days the fairways weren't roped — it was a remarkable performance by a remarkable player."

Dey has seen all the great players and says only Hogan and Nicklaus equaled Jones in figuring out a way to win.

"If Nicklaus couldn't do it, I don't think it could be done. Maybe Hogan could have, but there wasn't that much emphasis on the Grand Slam during his day. I don't see anyone out there today who knows how to win like they did and like Jones did.

"Also, it's just too hard now because there are too many good players to expect one to win all four, and too, I believe the intense media attention given to the majors creates tremendous pressure that begins to build when someone wins the first two."

Hogan agreed about the media pressure. "It's incredible," he said, "much more so than when I played. Because it was impossible for me to play in all four in 1953, there was none of that."

Dey credits Jones with the Grand Slam transformation from two amateurs and two Opens to today's four pro majors. "When Jones retired, there was not another amateur of his ability, and after he started Augusta National, and the Masters took hold, the attention turned away from the amateurs to the professionals," he said.

"What Jones did was win the Grand Slam, then without realizing it, created another one."



How good was Jones? From 1923 through 1930, Jones won 13 major national titles in the U.S. and Great Britain, 62 percent of the championships he entered.

In the last 11 British and U.S. Opens in which he played, he finished no worse than second in 10, winning seven times. And from the time he was 14 to the time he was 28, no player ever beat him twice in championship match play.

It also must be noted that Jones was hardly a full-time golfer. Often he would go months without picking up a club. Instead, he studied mechanical engineering at Georgia Tech, got a degree in English literature at Harvard, dabbled in real estate and then attended law school at Emory. In his 13 years in major championship competition, he was a student, high school or college, in nine of them. He played only 52 tournaments in that span, an average of four a year, and won 23.

Though Jones was born and raised in Atlanta, there is no public display of his memorabilia. His old locker remains at East Lake Country Club men's locker room and several pictures hang on the walls of the grill room. Most of his trophies and his famous putter, Calamity Jane, are on display in a showcase in the Jones Room at the Atlanta Athletic Club.

Jones died in the early evening of Dec. 18, 1971. He played his last round of golf in 1948, the year he was stricken with syringomyelia, a disease that attacks the central nervous system. His burial is in Atlanta's Oakland Cemetery. His tombstone reads:

Robert Tyre Jones, Jr.
Born 1902 Died 1971
No other words were thought necessary.

This story was written by the late Tom McCollister, who covered golf for the Atlanta Journal-Constitution and paid this tribute to Bobby Jones on the 60th anniversary of his Grand Slam, in the Sept. 27, 1990, edition of the Journal and Constitution.



ALL-TIME GREATS

PERRY ADAIR • ATLANTA, GA.

Perry Adair (1899-1953) was an integral part of the "Golden Age of Golf." He grew up in Georgia and loved the game, playing at the Atlanta Athletic Club's East Lake Golf Course, mentored by selfless East Lake club pro Stewart Maiden, who brought with him from Carnoustie, Scotland the knowledge of what it was like to play for national championships. Perry's father George Adair was instrumental in Perry's early career development and took the boy off to compete in tournaments where he had to face new conditions and adult competition. He thrived on it.

Perry, two years older than fellow East Lake prodigy Bobby Jones, became a highly regarded amateur player. At 16, Perry lost to his good friend, 14-year-old Bobby, in the East Lake Invitational and in the Georgia Amateur 36-hole final. At 17, Adair was the 1914 East Lake Country Club Champion, then the 1921 and 1923 Southern Amateur Champion and 1922 Georgia Amateur Champion.

He was already a celebrity in the golf world when he enrolled at Georgia Tech in 1917 and played No. 1 for the Yellow Jackets before enlisting in Army Artillery School. After his military stint, he joined his family's real estate development firm and also involved himself in efforts to build municipal golf courses in the Atlanta area.

Among the fund-raising tours by professional and amateur golfers for the war effort in 1918, Adair toured the East Coast and the Midwest as part of the "The Dixie Whiz Kids," playing in exhibition matches featuring fellow Atlanta teenagers Watts Gunn, Bobby Jones and Alexa Stirling, and Chicagoan Elaine Rosenthal, raising \$150,000 for the Red Cross. While playing the Midwest, these famous teens were often joined by pros Chick Evans and Walter Hagen.

Chick Evans wrote of Adair in the Atlanta Constitution in 1920:

"Perry Adair, of Atlanta, is a promising youngster who will be heard from. He is not so stocky or so strong of build at his young neighbor Bobby Jones, but he plays a sound game and within the limitation of his strength he is an excellent golfer. It is more than an unique coincidence that the two foremost young players in the United States should be from the same Southern city ... The golf instructor, James Maiden, at the East Lake course, where young Adair was practically brought up, was one of the best in the country and the Atlanta boys have had the soundest possible golf schooling ... Perry, like the great British players, has golfed almost from babyhood. He is a very graceful player, and one of the best of his age in this country today. He does not drive so far now as he will when he is able to collect a bit more flesh, but even now his drives are of good length and considerable accuracy."

Adair was inducted into the Georgia Tech Hall of Fame in 1973, and into the Georgia Golf Hall of Fame in 1989.



TOMMY BARNES • MACON, GA.

In addition to his ability to compete at a high level, Tommy Barnes was equally known for his welcoming smile, his story-telling ability and his amazing memory. Able to battle the nation's best players, Barnes was equally adept at making a hacker feel comfortable during a casual round.

"Tommy Barnes was amateur golf through and through," said Mike Waldron, the executive director of the Georgia State Golf Association. "He was part of a golf tradition in Georgia that includes Perry Adair and Bobby Jones and Charlie Yates, what I call the 'Golden Age' of amateur golf."

Barnes played a lot of his golf at East Lake Golf Club. When Bobby Jones played his final round of golf, Mr. Barnes was there with him. And in 1988, at age 73, Mr. Barnes shot a 62 to set the East Lake course record, one better than Jones. Mr. Barnes learned years later that Jones, having recognized Mr. Barnes' potential, had arranged for East Lake to offer a membership.

Randall Couch, the head golf professional at Druid Hills Country Club, said, "It's incredible. He had the same routine from the first day I saw him play to the last time I saw him play. The way he'd line up his shot, walk up and hit was the same way he'd done since he was a kid."

That sweet swing enabled Barnes to accomplish many things on the golf course. He qualified for the U.S. Amateur for 16 straight years; he was the nation's low section qualifier in 1939. He captained the Georgia Tech golf team in 1937 and 1938. He won the Georgia Amateur in 1941 and was an alternate for the 1950 Walker Cup team. He played in the Masters in 1950, made the cut and tied for 35th.

Among his many career highlights were two Atlanta City Amateur championships (1935, 1937), five Dogwood Invitational titles (1941, 1948, 1949, 1951 and 1955), two Southeastern Amateurs (1938, 1946), two Southern Amateurs (1947, 1949), and the Southeastern PGA Open (1946). He won the Bobby Jones Four-Ball tournament five times and won the Pan American championship in 1941 while serving in the U.S. Navy.

"I never played the game for trophies or awards," Barnes told Journal-Constitution reporter Tom McCollister in a 1988 interview. "I played strictly for the competitiveness of it. I won my share and lost a lot more, but I have nothing but fond memories of those days."

And with his keen memory, Barnes was able to recall facts from virtually any tournament in which he had competed.

"Our friend Doc Ayers was having a football stadium named after him in Cedartown, so I picked up Tommy to ride out there," said Wendell Couch, a member of the Georgia Golf Hall of Fame. "He talked golf from the time I picked him up to the time we got back --- and that's not a short trip --- and we talked another 30 minutes after that. He loved the game."

Barnes was inducted into the Georgia Tech Hall of Fame in 1960, the Georgia Sports Hall of Fame in 1981, the Southern Golf Association Hall of Fame in 1988, the Atlanta Athletic Club Hall of Fame in 1995, and the Atlanta Sports Hall of Fame in 2006.

In addition to being an outstanding player, Barnes was given credit for helping preserve East Lake. He helped organize a group to purchase the course from the Atlanta Athletic Club in 1976 when the club moved to Duluth.

He served as president of the Atlanta Golf Association, director of the Georgia State Golf Association, on the board of the Southern Golf Association, and as a volunteer on the U.S. Golf Association's Section Affairs committee from 1964-77.

Barnes died in 2007 at the age of 91.



ALL-TIME GREATS

WILLIAM "DYNAMITE" GOODLOE • VALDOSTA, GA.

He might be best known to Georgia Tech fans as the chief recruiter for legendary football coach Bobby Dodd during the last years of his coaching career. But in between a stellar multi-sport high school career growing up in Valdosta and his eight-year stint on the football staff at Tech, William "Dynamite" Goodloe was acclaimed as one of the best and most colorful amateur golfers in the United States from the late 1940s through the middle 1950s.

Widely acclaimed and followed in England, Scotland and the United States as a result of his fine golf game, Goodloe also charmed legions of fans with his charismatic personality, his ample, low-slung physique and quaint South Georgia sorghum drawl (he once addressed the Prince of Wales as "Mr. Prince."). This mixture made him a favorite of people from all walks of life.

Goodloe played in the 1951, 1952 and 1956 Masters, and was low amateur after three rounds in 1951 at Augusta National. He twice competed in the British Amateurs at St. Andrews (1950) and Troon, Scotland (1956), and advanced to the quarterfinals at St. Andrews. He qualified as an alternate on the 1951 Walker Cup team, played in four U.S. Amateurs and entered once as low regional qualifier in 1949. He twice won the Georgia Amateur Championship in 1954 and 1955.

He played with the likes of Ben Hogan, Sam Snead, Byron Nelson, Louise Suggs, Kathy Whitworth, Julius Boros and Al Geiberger in many charity events. He recorded 18 hole-in-ones during his career. The longtime member of Valdosta Country Club won the local Jack Oliver Invitational tournament nine times, set the course record of 62 in 1959 and shot 71 there on the day he died on April 19, 1982 at age 62.

News accounts listed Goodloe at 5-foot-5 and 220 pounds. He was an uncle to another Tech great, Bunky Henry, and taught the 1967 NCAA runner-up how to play golf.

Born in Ocilla, Ga., on Nov. 10, 1919, Goodloe was a Valdosta sports legend, having played football and golf for Valdosta High from 1934-37. He went on to play both sports at Georgia Tech, and also was a member of the diving team.


He had success as a golfer at Tech in the early 1940s, and his outsized personality shone even then. Al Sharp, golf writer for the Atlanta Journal-Constitution, wrote prior to the 1941 Southern Intercollegiate Championship at Athens Country Club, "You can't beat these collegiate golfers for statements ... Dynamite Goodloe, of Tech, was at breakfast on qualifying day at 7:30 o'clock ... Quoth Dynamite: 'I got up two hours ago and I've played that course three times already while pacing my hotel room. Now all I got to do is play it two more times for keeps.'"

After the U.S. Amateur in 1948, John Bradberry of the Journal-Constitution wrote, "Reports from the National Amateur Golf Tournament in Memphis indicate that Mr. Bill (Dynamite) Goodloe, Jr., of Valdosta, Ga., was the most popular and colorful figure in the meet. They further suggest that the small crowds for the final two rounds might well be attributed to the fact that Mr. Goodloe was eliminated earlier, much to the disappointment of the fans who adopted the rotund Georgian as their favorite."

"All of this comes as no surprise to people who know Goodloe from his college days at Georgia Tech and from watching him in various golfing competitions around the state."

Coach Dodd adopted him as his boy, too. Dodd made frequent recruiting trips to Valdosta in the 1950s, and he also liked to fish. Goodloe, who worked in insurance and helped run his uncle's laundry business, was well-known by football coaches in the area. He got acquainted with Dodd and took him to a lake in Quitman which was known as a great location for fishing. Dodd believed Goodloe's personality would make him a good recruiter and hired him in 1959. He stayed until Dodd retired, and served one more year under Bud Carson before leaving Tech.

Goodloe went back to Valdosta and worked for a local insurance agency, working primarily with clients in the agricultural industry, and continued to play golf, both for pleasure and for business. Goodloe was inducted into the Valdosta-Lowndes County Sports Hall of Fame in 1978, the Georgia Sports Hall of Fame in 1984 and the Georgia Golf Hall of Fame in 1985.



WATTS GUNN • MACON, GA.

Watts Gunn was born in Macon, Ga., on January 11, 1905. He made golf history in 1925 in the U.S. Amateur at Oakmont Country Club, setting the world record for international championship golf by winning 15 straight holes in the first round of the 36-hole match. In that tournament, he went to the finals against friend and rival Bobby Jones, marking the only time two players from the same city ever met for the U.S. Amateur crown.

Gunn's first major tournament win was in the 1923 Georgia Amateur. In 1927, he won the Southern and National Intercollegiate tournaments, and the following year he won the Southern Amateur and Southern Open Championships. In 1926 and 1928, he played on the Walker Cup teams with Jones, defeating the British team both years. He played many benefit tournaments, including several exhibitions with Jones in 1927 and 1928. He took the Georgia State Amateur title in 1927 and 1928. At Lanier High School, he captained golf teams that never lost a match.

Watts Gunn was inducted into the Georgia Golf Hall of Fame on January 14, 1989.


From a Time Magazine account dated July 11, 1927

Last week, Watts Gunn of Georgia Tech, playmate of Robert Tyre Jones Jr., went four times around the Garden City (L. I.) Golf Club course in a total of 302 strokes. Had he been alive to do this in 1902, he would have won the U. S. Open Championship by five strokes.* But, at 22, his reward was the qualifying medal of the national intercollegiate golf tournament.

Consistently but not brilliantly, Golfer Gunn battered his way to the finals where he found the other favorite, Roland Mackenzie of Brown University, his good friend, with nerves set for a 36-hole struggle.

Beginning at the fifth hole of their first round, Golfer Gunn went stark, staring golf-mad, made six birdies, used only nine putts on seven consecutive holes—putts varying between 35 and 12 feet—sunk with a borrowed putter. His score for the first 18 holes was 69, breaking the course record by two strokes. After that it was only a matter of time before Mr. Gunn won match and championship, 10 up, 9 to go.

Another figure in the tournament was John D. Ames, blond son of Knowlton L. ("Snake") Ames (sinuous Princeton quarterback of the strenuous '90s), who lost to Watts Gunn in the second round but was elected president of the Intercollegiate Golf Association.



ALL-TIME GREATS

CHARLIE HARRISON • ATLANTA, GA.

Charlie Harrison was born in Atlanta, Ga., on June 25, 1931. He won the 1947 Atlanta City Junior Championship and then went on to letter in golf for four years at Georgia Tech.

A lifelong amateur, Harrison won the Atlanta Amateur a record 10 times, captured the Atlanta Athletic Club Championship nine times, and the Atlanta Country Club Championship six times during his illustrious career. He also claimed victories in the 1955 Southern Amateur and the 1959 Georgia Amateur. In 1966, Harrison was ranked 13th-best amateur in the country and captured the prestigious Dogwood Invitational at Druid Hills Golf Club. The next year in 1967, he was an alternate for the U.S. Walker Cup team. He qualified for the U.S. Amateur 16 times, placing as a quarterfinalist in 1959 and finishing fifth in 1972. He was also a quarterfinalist in the 1980 British Amateur and twice played in the Masters Tournament.

Harrison served as a director of the Southern Golf Association and was president of the Atlanta Golf Association from 1971-85. He was elected to the Georgia Tech Hall of Fame in 1978, the Georgia Sports Hall of Fame in 1991 and the Georgia Golf Hall of Fame in 1992. The East Lake Golf Club has named a caddie scholarship after him, now called the Harrison Scholarship.



BILL PLOEGER • BRUNSWICK, GA.

A native of Brunswick, Ga., Bill Ploeger has been a dominant force in the sport of golf throughout his astonishing career, and particularly as a senior player.

While a student at Glynn Academy in Savannah, Ploeger won the 1958 Future Masters golf tournament in Dothan, Ala. At Georgia Tech, Ploeger was a three-year letterwinner for the late coach Tommy Plaxico. He was named captain and was selected as an NCAA honorable mention All-American as a senior in 1962.

After graduating in 1963 with his degree in industrial management, Ploeger entered the world of amateur golf and won numerous golf tournaments throughout the southeast including the Gold Leaf Invitational two times, the Peach Blossom Invitational three times, and the Golden Isles Invitational eleven times.

After becoming a member of the senior tour, Ploeger continued to collect championship victories in such tournaments as the Georgia Senior Amateur (1995, 1997, 1999, 2008), the 1999 United States Golf Association (USGA) Senior Amateur in Portland, Ore., and the 2002 Senior Masters in Palm Springs, Calif. In 2000, he competed in both the U.S. Senior Open and the British Senior Open. An insurance executive in Columbus, Ga., Ploeger won the U.S. Senior Amateur at age 59 and despite being treated for a ruptured disc in his back. He built a 3-up lead and defeated 55-year-old Gary Menzel from Milwaukee, Wis., 3 and 2, at Portland (Ore.) Golf Club.


"I'm thrilled to death, I can't say anything more than that," said Ploeger. "To win a national championship is something that you dream about. To have it happen is just unreal."

Along the way, Ploeger defeated Vinny Giles, the 1972 U.S. Amateur champion and a four-time Walker Cup member, 3 and 2 in the quarterfinals. Giles had played his college golf at Georgia.

"I still can't believe I beat Vinny," said Ploeger. "He's been so much to me for so many years. I played in the British Amateur when he won it. I can't tell you how much it meant to me, as a golfer, to beat him."

In 1999, Golf Digest ranked Ploeger the top senior player in the United States. That same year, he also received the GSGA's Tommy Barnes Award as the overall Player of the Year, an honor he repeated in 2002. In 2001, he was the runner-up in the USGA Senior Amateur and in 2002, was again ranked the No. 1 senior amateur in the U.S. by Golfweek.

Ploeger is a member of the Georgia Tech Sports Hall of Fame (inducted in 1999), the Senior Amateur Hall of Fame and the Chattahoochee Valley Sports Hall of Fame. He was inducted into the Georgia Golf Hall of Fame in 2001, and entered the Georgia Sports Hall of Fame in 2011.



HISTORY

ALL-TIME GREATS

ALBERT "DUCK" SWANN • MACON, GA.

Albert J. "Duck" Swann's golf career spanned from his college days at Georgia Tech to an international senior championship in his later years, and he was a dedicated servant of the game of golf and of charitable causes in his community. The Georgia Golf Hall of Fame inducted him posthumously in the Class of 2013 with his family and many of his friends and colleagues to honor his induction.

Duck Swann was a major influence on the lives of many in the Macon community and at Idle Hour Club. Peter Persons, Georgia Golf Hall of Fame Class of 2011, recalls how Swann would be one of his first calls when he returned home from a PGA TOUR event and repaired clubs for him at his home workshop.

"He'd console me and inspire me," said Persons. "He was one of my best friends, though he was of my father's generation."

Swann became acquainted with Roger Kaiser, the legendary Georgia Tech basketball All-American player and national championship coach at West Georgia and Life College, not through golf or a "Tech connection," but at a chance meeting at a sports camp. "Duck brought a busload of youngsters up from Macon to my sports camp in north Georgia," said Kaiser. "I didn't know who he was then, but over time our families became very close friends."

A Maconite throughout his life, Swann played on the Lanier High golf team and won the 1941 Macon City and 1942 Georgia Interscholastic titles. Following World War II years as an Air Force pilot, he was the Southeastern Conference champion in 1948 at Georgia Tech and was captain of the Yellow Jackets' 1949 SEC title team.

He spent two more combat flying years in Korea before settling into several businesses in the Macon area. In 1958 he was elected to Georgia Tech's "all time" golf team and into the Georgia Tech Athletic Hall of Fame in 1964.

Swann's golf career blossomed again upon the time he turned senior amateur age of 55 in 1980. The year 1983 was his biggest. His most significant victory came at Walton Heath in England, as he became the first American to capture the British Senior Open Amateur. Also during the year, he won the Georgia Seniors title and qualified for the match play portion of the USGA Senior Amateur Championship.

The following year, he won the Legendary Senior Amateur in Birmingham, and was runner-up at the American and Georgia seniors. In 1987, he won the Western Seniors.

Swann was a member of several golf organizations throughout his life, including the Peach Blossom Classic, American Senior Golf Association, state Walter Hagen cancer tournament committee, Middle Georgia Golf Championship Board and was a past president of Idle Hour Club. He also spent many hours volunteering his time for civic and charitable causes in the Macon and central Georgia area. He was a chairman or president of the Bibb County Department of Family and Children Services, Macon Rotary Club, Lanier Booster Club, Middle Georgia Area Georgia Tech Club, Tech-Georgia Development Fund, Vine-Ingle Little League and Macon YMCA.



CHARLIE YATES • ATLANTA, GA.



Charlie Yates, a link to Atlanta's vast golf history who later shepherded the city's arts community into the future, was once heralded by Life magazine as owning "the best grin in golf."

He didn't mind using it either, whether to woo the English crowds while he was winning the 1938 British Amateur championship or while heading the effort to raise the \$20 million that built the High Museum. A participant in the city's history for much of the 20th century, it is not inappropriate he be remembered first for that smile and a benevolent demeanor that underscored his life.

Yates, 92, died October 17, 2005 at his home in Buckhead.

Mentored by Bobby Jones - he in fact played with Jones in his final round in 1948 at East Lake Golf Club - Yates was national college champion while at Georgia Tech (1934), a two-time Walker Cup competitor (1936 and 1938) and was captain of the U.S. Walker team in 1953.

He seized the international limelight at the 1938 British Amateur at Royal Troon. Beating two U.S. and British Amateur champions along his eight-match campaign, he struck a tone with the British galleries who were not then so easily charmed by foreigners taking away their titles. Afterward, the legendary British golf author Bernard Darwin wrote, "There has been no invading Champion more popular than Charlie Yates, whose cheerfulness and humor, of his own particular brand, made everybody like him."

Yates played 11 times in the Masters, including the inaugural tournament in 1934.

"There wasn't any strict rule about who was eligible to play in the Masters then," he once told *The Augusta Chronicle*. "Bob invited some of his friends, such as myself."

He tied for 21st that year and twice was low amateur, but his most memorable Masters came in 1935. Yates was playing in the group ahead when Gene Sarazen made double eagle on the par-5 15th to force a playoff he won the next day. That shot put the Masters on the map.

Yates' amateur career, except for playing the Masters, ended with World War II when he was drafted into the Army. He transferred to the Navy and spent 30 months as a lieutenant on the destroyer USS Mayo, which was struck by enemy fire during the invasion of Italy.

For nearly 50 years, he served on the Masters' Press Committee, a constant presence in the media quarters and, to many who returned to Augusta National year after year, a Masters tradition in himself.

"I am deeply saddened by the passing of Charlie Yates," Augusta National chairman Hootie Johnson said. "Charlie was an outstanding amateur golfer and a member who was linked to Bobby Jones and the club's history, attending every Masters through 2003. He will be greatly missed."

But it was in 1973 that Yates began some of his most lasting work. He accepted Mayor Ivan Allen's suggestion to retire at age 60 and head up the Atlanta Arts Alliance (which later became the Woodruff Arts Center).

Yates had already served as president of the Atlanta Symphony Orchestra (1962-65) and helped recruit Robert Shaw to be its conductor.

"When you look at who had a heavy influence on the thinking of people like the late Ivan Allen, or Robert W. Woodruff, Charlie was an effective leader in getting those people to see how Atlanta's strategy should include the development of world class arts and organizations," said Beauchamp Carr, executive vice president of the Woodruff Arts Center.

Originally drawn to the arts when his wife Dorothy recruited him for nights at the symphony, Yates ushered the city into a new age. Besides overseeing the effort to build the High, he helped raise the \$5.4 million for the center's endowment. In his 10 years as president (1973-83) of what became the Woodruff Arts Center, the overall budget rocketed from \$3.8 million to \$16.3 million.

"I don't think of it as reaching into their pockets," he once said of his fund-raising ethic. "I think of it as their doing something for their own benefit."

The smile didn't hurt much either.

This story was written by Thomas M. Stinson and published in the Oct. 18, 2005 edition of the Atlanta Journal-Constitution. Additional information from an Associated Press story was added to this account.

ALL-TIME GREATS

ANDERS ALBERTSON • WOODSTOCK, GA.

Career Honors and Statistics

GCAA All-American	2012 (HM), 2013 (3rd), 2015 (HM)
Golfweek All-American	2012 (HM), 2013 (3rd), 2015 (HM)
Byron Nelson Award recipient	2015
All-Atlantic Coast Conference	2012, 2013, 2014, 2015
ACC Champion	2013, 2015
GCAA All-America Scholar	2014, 2015
CoSIDA Academic All-American	2015 (3rd)
ACC Post-Graduate Scholarship Award recipient	2015
Academic All-ACC	2012, 2013, 2014, 2015
U.S. Palmer Cup team member	2015

Season	Rounds	Lo54	LoRnd	Par/-	Events	Top1	Top5	Top10	W-L	WLPct	Avg
2011-12	33	208	66	18	11	-	3	5	727-158	.821	71.39
2012-13	38	201	66	26	17	1	2	5	827-212	.796	71.05
2013-14	39	204	65	24	16	-	4	6	662-387	.631	72.03
2014-15	40	200	65	25	13	2	4	5	797-242	.767	71.48
Totals	150	200	65	93	57	3	13	21	3013-999	.751	71.49

Career Tournament Results

2011-12	Date	Rounds	Scores	Par	Rank	W-L
Carpet Capital Collegiate	9/11/2011	3	74-70-67=211	-5	13rd/60	57-2
Golfweek Conference Challenge	9/25-27/2011	3	72-73-75=220	+4	118th/75	57-17
Brickyard Collegiate	10/7-9/2011	3	72-67-70=209	-7	12nd/84	82-1
United States Collegiate Championship	10/23-25/2011	3	73-72-75=220	+4	131st/75	44-30
Amer Ari Invitational	2/1-3/2012	3	70-75-70=215	-1	135th/116	81-34
Puerto Rico Classic	2/19-21/2012	3	75-75-67=217	+1	123rd/75	52-22
Seminole Intercollegiate	3/9-11/2012	3	72-66-70=208	-5	16th/96	90-5
Barona Collegiate Cup	3/22-23/2012	3	67-69-73=209	-7	13th/107	94-12
Gary Koch Invitational	4/7-8/2012	3	74-67-74=215	-1	17th/78	71-6
Atlantic Coast Conference Championship	4/20-22/2012	3	69-68-72=209	-7	14th/55	51-3
NCAA Norman Regional	5/17-19/2012	3	74-76-73=223	+7	127th/75	48-26
SEASON TOTALS		33	2356 Avg. 71.39	-1		727-158

2012-13	Date	Rounds	Scores	Par	Rank	W-L
Carpet Capital Collegiate	9/7-9/2012	3	73-78-72=223	+7	140th/78	38-39
PING-Golfweek Preview Invitational	9/23-25/2012	3	71-70-72=213	+3	116th/75	59-15
Brickyard Collegiate	10/5-7/12	3	72-71-72=215	-1	114th/84	70-13
United States Collegiate Championship	10/19-21/2012	3	74-75-75=224	+8	141st/79	38-40
Western Refining College All-American	11/19-20/2013	3	70-67-70=207	-6	112th/23	11-11
Amer Ari Invitational	2/6-8/2013	3	72-70-69=211	-5	110th/116	106-9
Puerto Rico Classic	2/17-19/2013	3	75-70-71=216	E	126th/75	49-25
Southern Highlands Collegiate Masters	3/8-10/2013	3	75-73-72=220	+4	119th/81	62-18
Linger Longer Invitational	3/23-24/2013	2	72-68=140	-4	4th/80	76-3
Gary Koch Invitational	4/8-9/2013	3	69-68-75=212	-4	16th/75	69-5
Atlantic Coast Conference Championship	4/26-28/2013	3	66-67-68=201	-15	1st/55	54-0
NCAA Tallahassee Regional	5/16-18/2013	3	66-71-72=209	-7	110th/75	65-9
NCAA Championship	5/28-30/2013	3	69-67-73=209	-1	126th/156	130-25
SEASON TOTALS		38	2700 Avg. 71.05	-1		827-212

2013-14	Date	Rounds	Scores	Par	Rank	W-L
Carpet Capital Collegiate	9/6-8/2013	3	70-71-75=216	E	112th/75	63-11
Tar Heel Intercollegiate	9/14-15/2013	3	72-72-70=214	-2	14th/81	77-3
Brickyard Collegiate	10/4-6/2013	3	74-68-71=213	-3	116th/84	68-15
United States Collegiate Championship	10/18-20/2013	3	70-70-71=211	-5	3rd/78	75-2
Western Refining College All-American	11/25-26/2013	3	67-70-67=204	-9	3rd/21	18-2
Amer Ari Invitational	2/6-8/2014	3	72-72-73=217	+1	174th/120	46-73
Puerto Rico Classic	2/23-25/2014	3	71-66-70=207	-9	16th/75	69-5
Southern Highlands Collegiate Masters	3/7-9/2014	3	84-78-79=241	+25	174th/81	7-73
Valspar Invitational at Floridian	3/24-25/2014	3	71-72-77=220	+7	153rd/75	22-52
Robert Kepler Invitational	4/12-13/2014	3	71-75-76=222	+9	120th/81	61-19
Capital City Match Play vs. Auburn	4/19/2014	def. Dan Stringfellow, 3 and 2				
Capital City Match Play vs. Georgia	4/19/2014	def. Nicholas Reach, 5 and 4				
Atlantic Coast Conference Championship	4/25-27/2014	3	76-68-65=209	-7	12nd/60	58-1
NCAA Raleigh Regional	5/15-17/2014	3	73-67-71=211	-2	8th/75	67-7
NCAA Championship (stroke play)	5/23-26/2014	3	79-73-72=224	+14	1125th/156	31-124
NCAA Championship (match play)	5/27/2014	lost to Wyndham Clark (Oklahoma State), 1-up				
SEASON TOTALS		39	2809 Avg. 72.03	E		662-387

2014-15	Date	Rounds	Scores	Par	Rank	W-L
Carpet Capital Collegiate	9/5-7/2014	3	77-67-70=214	-2	118th/75	57-17
DICK'S Sporting Goods Challenge Cup	9/19-20/2014	3	69-73-72=214	+1	13th/60	47-12
Jerry Pate National Intercollegiate	10/6-7/2014	3	70-71-77=218	+8	127th/60	33-26
United States Collegiate Championship	10/17-19/2014	3	79-82-73=234	+18	176th/79	3-75
Warrior Princeville Makal Invitational	11/3-5/2014	3	68-67-65=200	-16	4th/84	80-3
Puerto Rico Classic	2/22-24/2015	3	74-70-70=214	-2	111th/84	73-10
Seminole Intercollegiate	3/13-15/2015	3	70-70-67=207	-9	14th/90	86-3
Valspar Collegiate Invitational	3/23-24/2015	3	72-70-69=211	-2	111th/73	62-10
Mason Rudolph Championship	4/3-5/2015	3	70-73-71=214	+1	89th/81	73-7
Robert Kepler Intercollegiate	4/11-12/2015	3	71-67-70=208	-5	11st/75	74-0
Atlantic Coast Conference Championship	4/24-26/2015	3	67-69-69=205	-11	11st/60	59-0
NCAA San Diego Regional	5/14-16/2015	3	75-72-70=217	+1	114th/75	61-13
NCAA Championship (stroke play)	5/29-6/1/2015	4	69-75-85-74=303	+15	167th/156	89-66
SEASON TOTALS		40	2859 Avg. 71.48	E		797-242

ROBERTO CASTRO • ALPHARETTA, GA.

Career Honors and Statistics

GCAA All-American	2004 (HM), 2005 (1st), 2006 (HM), 2007 (2nd)
Byron Nelson Award recipient	2007
All-Atlantic Coast Conference	2004, 2005, 2006, 2007
ACC Rookie of the Year	2004
GCAA All-America Scholar	2006, 2007
CoSIDA Academic All-American	2005 (3rd), 2006 (1st), 2007 (1st)
ACC Post-Graduate Scholarship Award recipient	2007
Academic All-ACC	2006, 2007
NCAA Today's Top VIII Award	2007
U.S. Palmer Cup team member	2005, 2006
Georgia Tech Hall of Fame	2017

Season	Rounds	Lo54	LoRnd	Par/-	Events	Top1	Top5	Top10	W-L	WLPct	Avg
2003-04	36	208	66	20	12	-	1	4	797-250	.761	71.89
2004-05	37	199	64	23	12	-	5	8	964-112	.896	70.86
2005-06	36	208	65	15	12	-	2	2	710-223	.761	73.08
2006-07	34	199	65	18	11	1	4	6	726-192	.791	71.88
Totals	143	199	64	76	47	1	12	20	3197-777	.804	71.92

Career Tournament Results

2003-04	Date	Rounds	Scores	Par	Rank	W-L
Bank of Tennessee at the Ridges	09/14/2003	3	72-73-72=217	+1	112th/93	81-11
PING/Golfweek Preview Invitational	09/23/2003	2	75-67=142	+2	19th/75	66-8
Jerry Pate National Intercollegiate	10/14/2003	3	72-69-71=212	-1	125th/60	35-24
Gary Koch/Cleveland Golf Intercollegiate	10/21/2003	3	68-70-70=208	-8	2nd/78	76-1
TaylorMade/Waikoloa Intercollegiate	02/13/2004	3	74-72-71=217	+1	142nd/105	63-41
Puerto Rico Classic	02/24/2004	3	74-78-72=224	+8	146th/88	42-45
Southern Highlands Collegiate	03/14/2004	3	77-72-69=218	+2	124th/77	53-23
Western Intercollegiate	03/23/2004	3	72-66-74=212	+2	17th/78	71-6
Atlanta Intercollegiate	03/30/2004	3	73-71-75=219	+3	131st/64	33-30
ACC Men's Golf Championships	04/18/2004	3	70-74-69=213	+3	111th/44	33-10
NCAA East Regional	05/22/2004	3	74-68-70=212	+2	19th/141	132-8
NCAA Championship	06/04/2004	4	76-74-70-74=294	+14	144th/156	112-43
SEASON TOTALS		36	2588 Avg. 71.89	+1		797-250

2004-05	Date	Rounds	Scores	Par	Rank	W-L
PING/Golfweek Preview Invitational	09/27/2004	3	68-72-71=211	+1	17th/75	68-6
Jerry Pate National Intercollegiate	10/12/2004	3	68-69-71=208	-5	110th/60	50-9
Isleworth Collegiate Invitational	10/26/2004	3	69-68-75=212	-4	4th/80	76-3
Carpet Capital Collegiate	11/7/2004	3	73-78-70=221	+5	111th/88	77-10
TaylorMade/Waikoloa Intercollegiate	02/12/2005	3	68-67-64=199	-17	14th/109	105-3
Puerto Rico Classic	03/01/2005	3	78-67-72=217	+1	121st/90	69-20
Southern Highlands Collegiate Champs	03/13/2005	3	74-69-75=218	+2	115th/80	65-14
Oregon Duck Invitational	03/22/2005	3	71-68-71=210	-6	13rd/90	87-2
Hothead at Bulls Bay Intercollegiate	03/29/2005	3	77-74-72=223	+7	132nd/75	43-31
ACC Championship	04/17/2005	3	71-72-74=217	+1	14th/50	46-3
NCAA East Regional	05/21/2005	3	73-69-65=207	-6	110th/141	131-9
NCAA Championship	06/04/2005	4	69-68-71-71=279	-1	13rd/150	147-2
SEASON TOTALS		37	2622 Avg. 70.86	-1		964-112

2005-06	Date	Rounds	Scores	Par	Rank	W-L
PING/Golfweek Preview Invitational	09/28/2005	3	73-67-68=208	-8	3rd/75	72-2
Jerry Pate National Intercollegiate	10/11/2005	3	65-74-71=210	-3	111th/60	49-10
Isleworth-UCF Collegiate Invitational	10/25/2005	3	70-74-77=221	+5	111th/90	79-10
Carpet Capital Collegiate	11/06/2005	3	74-68-74=216	E	112th/90	78-11
UH Hilo Intercollegiate	02/10/2006	3	68-72-68=208	-5	15th/105	100-4
Puerto Rico Classic	02/28/2006	3	70-76-74=220	+4	138th/90	52-37
Southern Highlands Collegiate	03/12/2006	3	76-71-80=227	+11	120th/79	59-19
Morris Williams Intercollegiate	04/04/2006	3	69-79-77=225	+9	157th/91	34-56
The United States Intercollegiate	04/11/2006	3	75-75-74=224	+8	131st/69	38-30
ACC Men's Championship	04/23/2006	3	72-70-71=213	-3	116th/54	38-15
NCAA Central Regional	05/20/2006	3	77-73-70=220	+7	130th/141	111-29
NCAA Championship	06/03/2006	4	77-84-78-0=239	+23	0th/156	0-0
SEASON TOTALS		36	2631 Avg. 73.08	+1		710-223

*through 54 holes (Tech missed cut)

2006-07	Date	Rounds	Scores	Par	Rank	W-L
Carpet Capital Collegiate	09/17/2006	3	71-72-72=215	-1	127th/90	63-26
Olympia Fields/Fighting Illini Invt.	09/25/2006	3	78-71-72=221	+5	120th/60	40-19
PING/Golfweek Preview Invitational	10/04/2006	3	72-72-76=220	+10	151st/75	24-50
Isleworth-UCF Collegiate Invitational	10/24/2006	3	74-70-74=218	+2	14th/89	85-3
UH Hilo Intercollegiate	02/09/2007	3	67-65-67=199	-11	12nd/94	92-1
Puerto Rico Classic	02/27/2007	3	68-70-71=209	-7	11st/90	89-0
Southern Highlands Collegiate	03/11/2007	3	70-71-78=219	+3	110th/79	69-9
United States Collegiate Championship	04/11/2007	3	74-74-74=222	+6	110th/76	66-9
ACC Championship	04/22/2007	3	69-72-72=213	-3	15th/54	49-4
NCAA East Regional	05/19/2007	3	75-73-73=221	+5	127th/141	114-26
NCAA Championship	06/02/2007	4	74-70-72=217	+7	146th/81	35-45
SEASON TOTALS		34	2444 Avg. 71.88	E		726-192

ALL-TIME GREATS

STEWART CINK • FLORENCE, ALA.

Career Honors and Statistics

GCAA All-American	1993 (2nd), 1994 (2nd), 1995 (1st)	
Fred Haskins Player of the Year	1995	
Jack Nicklaus Player of the Year	1995	
Dave Williams Award	1995	
All-Atlantic Coast Conference	1993, 1994, 1995	
ACC Player of the Year	1995	
ACC Academic Honor Roll	1992, 1993	
Georgia Tech Hall of Fame	2005	
Georgia Sports Hall of Fame	2022	

Season	Rounds	Lo54	LoRnd	Par/-	Events	Top1	Top5	Top10	W-L	WLPct	Avg
1991-92	37	210	67	8	12	-	1	2	648-426	.603	74.73
1992-93	38	208	66	19	13	1	3	6	910-173	.840	72.66
1993-94	45	208	65	22	15	-	9	10	944-261	.783	72.27
1994-95	37	145	65	22	13	4	8	10	868-45	.951	71.08
Totals	157	145	65	71	53	5	21	28	3370-905	.788	72.66

Career Tournament Results

1991-92	Date	Rounds	Scores	Par	Rank	W-L
Carpet Capital Collegiate	9/21-22/1991	3	74-77-72=223	+7	123rd/90	67-22
PING Golfweek Preview Classic	10/7-8/1991	3	73-73-75=221	+5	143rd/90	47-42
LSU National Invitational	11/3-5/1991	3	77-76-80=233	+17	132nd/60	28-31
Golf World-Palmetto Dunes Collegiate	11/15-17/1991	3	78-74-77=229	+13	156th/90	34-55
Miami National Collegiate	2/28-3/1/1992	3	72-70-77=219	+3	114th/90	76-13
Golf Digest Collegiate	3/13-15/1992	3	76-82-73=231	+15	151th/75	18-56
Furman Intercollegiate	3/27-29/1992	3	73-74-72=219	+3	17th/120	113-6
PING American Airlines Collegiate	4/11-12/1992	3	78-71-76=225	+9	135th/60	25-34
Cavalier Classic	4/24-26/1992	3	75-74-74=223	+7	121st/90	69-20
Atlantic Coast Conference Championship	5/15-17/1992	3	75-68-67=210	-6	13rd/45	42-2
NCAA East Regional	5/21-23/1992	3	78-81-81=240	+24	105th/120	15-104
NCAA Championship	6/3-6/1992	4	73-74-72-73=292	+4	142nd/156	114-41
SEASON TOTALS		37	2765 Avg. 74.73	+3		648-426

1992-93	Date	Rounds	Scores	Par	Rank	W-L
Jerry Pate National Intercollegiate	10/25-27/1992	3	78-73-69=220	+4	19th/60	51-8
Golf World-Palmetto Dunes Collegiate	11/13-15/1992	3	73-75-66=214	-2	112th/90	78-11
UNLV Rebel Classic	12/1-2/1992	3	68-71-69=208	-8	11st/75	74-0
American University Collegiate	2/12-14/1993	3	71-77-69=217	+1	2nd/75	73-1
PING Arizona Intercollegiate	3/1-2/1993	3	68-71-75=214	-2	13rd/95	92-2
Golf Digest Collegiate	3/12-14/1993	2	82-71=153	+9	126th/75	49-25
Carpet Capital Collegiate	4/3-4/1993	2	78-70=148	+4	122nd/80	58-21
PING American Airlines Collegiate	4/10-11/1993	3	74-78-75=227	+11	142nd/60	18-41
Atlantic Coast Conference Championship	4/16-18/93	3	75-72-72=219	+3	112th/45	33-11
Cavalier Classic	4/23-25/1993	3	68-73-81=222	+6	110th/90	80-9
The Maxwell	5/15-16/1993	3	69-70-73=212	+2	17th/75	68-6
NCAA East Regional	5/19-21/1993	3	74-74-70=218	+2	127th/120	93-26
NCAA Championship	6/2-5/1993	4	70-74-71-74=289	+1	113th/156	143-12
SEASON TOTALS		38	2761 Avg. 72.66	+1		910-173

1993-94	Date	Rounds	Scores	Par	Rank	W-L
PING Golfweek Preview Invitational	10/2-3/1993	3	75-72-74=221	+5	119th/90	71-18
Taylor Made Red River Classic	10/11-12/1993	3	69-70-139	-5	81st/81	0-80
John Hancock All-American Classic	10/22-23/1993	3	69-71-68=208	-8	2nd/24	22-1
Jerry Pate National Intercollegiate	10/25-26/1993	3	76-79-75=230	+14	151st/60	9-50
Golf World-Palmetto Dunes Collegiate	11/12-14/1993	3	69-71-68=208	-8	13rd/90	87-2
NCAA Puerto Rico Challenge	2/13-15/1994	3	73-77-71=221	+5	19th/89	80-8
Golf Digest Collegiate	3/11-13/1994	3	75-74-68=217	+1	13rd/75	72-2
Morris Williams Intercollegiate	3/21-22/1994	3	82-74-82=238	+22	157th/66	9-56
Carpet Capital Collegiate	4/1-3/1994	3	69-73-73=215	-1	4th/84	80-3
PING Intercollegiate	4/9-10/1994	3	72-68-74=214	-2	12nd/66	64-1
Atlantic Coast Conference Championship	4/16-18/1994	3	69-71-75=215	-1	14th/45	41-3
Cavalier Classic	4/29-5/1/1994	3	67-72-71=210	-6	12nd/81	79-1
The Maxwell	5/14-15/1994	3	74-72-74=220	+10	131st/93	62-30
NCAA East Regional	5/19-21/1994	3	74-75-67=216	-8	3rd/120	117-2
NCAA Championship	6/1-4/1994	4	75-67-65-73=280	-8	15th/156	151-4
SEASON TOTALS		45	3252 Avg. 72.27	E		944-261

1994-95	Date	Rounds	Scores	Par	Rank	W-L
PING Preview Invitational	9/24-25/1994	2	70-70=140	-4	1st/90	89-0
Topy Cup/U.S.-Japan Intercollegiate	10/11-13/1994	3	74-73-70=217	+1	18th/67	59-7
Jerry Pate National Intercollegiate	10/24-25/1994	3	74-67-68=209	-7	13rd/60	57-2
Golf World-Palmetto Dunes Collegiate	11/11-13/1994	3	70-70-69=209	-7	2nd/90	88-1
NCAA Puerto Rico Challenge	2/12-14/1995	3	69-69-70=208	-8	1st/76	75-0
Golf Digest Collegiate	3/10-12/1995	3	72-73-75=220	+4	111th/90	79-10
Morris Williams Intercollegiate	3/20-21/1995	3	73-70-71=214	-2	2nd/54	52-1
Carpet Capital Collegiate	3/31-4/2/1995	3	74-65-73=212	-4	1st/75	74-0
PING Intercollegiate	4/8-9/1995	3	68-75-70=213	-3	14th/66	62-3
Atlantic Coast Conference Championship	4/14-16/1995	3	73-69-72=214	-2	18th/45	37-7
The Maxwell	3/13-14/1995	3	69-66-76=211	+1	11st/92	91-0
NCAA East Regional	5/19-20/1995	3	71-73-74=218	+8	115th/120	105-14
NCAA Championship	5/31-6/3/1995	2	73-72=145	-1	n/a	n/a
SEASON TOTALS		39	2630 Avg. 71.08	-1		868-45

DAVID DUVAL • PONTE VEDRA BEACH, FLA.

Career Honors and Statistics

GCAA All-American	1990 (1st), 1991 (1st), 1992 (1st), 1993 (1st)	
Fred Haskins Player of the Year	1993	
Jack Nicklaus Player of the Year	1993	
Dave Williams Award Recipient	1993	
All-Atlantic Coast Conference	1990, 1991, 1992, 1993	
ACC Player of the Year	1992, 1993	
ACC Champion	1991, 1993	
U.S. Walker Cup Team	1992	
U.S. World Amateur Team	1992	
Georgia Tech Hall of Fame	2003	

Season	Rounds	Lo54	LoRnd	Par/-	Events	Top1	Top5	Top10	W-L	WLPct	Avg
1989-90	40	211	66	24	13	-	7	9	1059-171	.861	72.38
1990-91	41	211	65	24	14	2	8	9	1076-172	.862	72.20
1991-92	40	206	66	24	13	2	6	8	983-114	.896	72.03
1992-93	41	206	65	31	14	4	11	13	1067-39	.965	70.73
Totals	162	206	65	103	54	8	32	39	4185-496	.894	71.83

Career Tournament Results

1989-90	Date	Rounds	Scores	Par	Rank	W-L
U.S.-Japan Intercollegiate Friendship	9/19-21/1989	3	70-74-70=214	-2	12nd/94	92-1
Carpet Capital Collegiate	10/20-22/1989	3	69-74-76=219	+3	14th/90	86-3
Southern Intercollegiate Fall Classic	11/11-12/1989	3	71-71-83=225	+9	147th/90	43-46
Golf World-Palmetto Dunes Collegiate	11/22-24/1989	3	80-76-76=232	+16	170th/90	20-69
PING Arizona Intercollegiate	2/5-6/1990	3	73-71-72=216	E	17th/89	72-16
Taylor Made/Doral Park National	2/23-24/1990	3	72-76-71=219	+3	14th/90	86-3
Florida Southern Imperial Lakes Classic	3/2-4/1990	3	66-75-70=211	-5	12nd/120	118-1
Furman Intercollegiate	3/30-4/1/1990	3	75-69-67=211	-5	2nd/119	117-1
The American at MacGregor Downs	4/6-7/1990	3	73-71-76=220	+4	112th/60	48-11
Atlantic Coast Conference Championship	4/20-22/1990	3	69-71-71=211	-5	2nd/40	38-1
Sheraton Cavalier Classic	5/11-13/1990	3	68-72-76=216	E	15th/85	80-4
NCAA East Regional	5/24-26/1990	3	70-72-71=213	-3	19th/120	111-8
NCAA Championship	6/6-9/1990	4	74-68-76-70=288	E	18th/156	148-7
SEASON TOTALS		40	2895 Avg. 72.38	E		1059-171

1990-91	Date	Rounds	Scores	Par	Rank	W-L
Carpet Capital Collegiate	9/21-23/1990	3	76-78-72=226	+10	140th/90	50-39
PING Golfweek Preview Classic	10/1-2/1990	3	80-73-73=226	+10	140th/90	50-39
Taylor Made Red River Classic	10/15-16/1990	3	69-72-70=211	-5	14th/72	68-3
Southern Intercollegiate Fall Classic	11/10-11/1990	3	74-77-66=217	+1	13rd/75	72-2
Golf World-Palmetto Dunes Collegiate	11/16-18/1990	3	69-70-74=213	-3	19th/90	81-8
PING Arizona Intercollegiate	1/28-29/1991	3	77-71-76=224	+8	128th/95	67-27
Doral Park National Collegiate	2/22-24/1991	3	67-74-77=218	+2	112th/90	78-11
Golf Digest Collegiate	3/15-17/1991	3	71-81-72=224	+8	137th/81	44-36
Furman Intercollegiate	3/29-31/1991	2	70-68=138	-6	1st/121	120-0
PING American Intercollegiate	4/12-13/1991	3	75-69-71=215	-1	2nd/66	64-1
Sheraton Cavalier Classic	4/26-28/1991	3	72-72-69=213	-3	13rd/76	73-2
Atlantic Coast Conference Championship	5/17-18/1991	2	67-10=137	-7	11st/40	39-0
NCAA East Regional	5/23-25/1991	3	73-65-74=212	-2	14th/120	116-3
NCAA Championship	6/5-8/1991	4	76-70-71-69=286	-2	2nd/156	154-1
SEASON TOTALS		41	2960 Avg. 72.20	E		1076-172

1991-92	Date	Rounds	Scores	Par	Rank	W-L
Carpet Capital Collegiate	9/21-22/1991	3	83-72-69=224	+8	127th/90	63-26
PING Golfweek Preview Classic	10/7-8/1991	3	66-72-70=208	-8	2nd/90	89-1
John Hancock All-American	10/15-16/1991	3	67-72-67=206	-10	1st/24	23-0
LSU National Invitational	11/3-5/1991	3	78-76-75=229	+13	122nd/60	38-21
Golf World-Palmetto Dunes Collegiate	11/15-17/1991	3	70-68-72=210	-6	2nd/90	88-1
Sun Bowl All-American Golf Classic	El Paso, Texas	3	67-72-67=206	-7	1st/24	23-0
Miami National Collegiate	2/28-3/1/1992	3	74-73-72=219	+3	114th/90	76-13
Golf Digest Collegiate	3/13-15/1992	3	72-71-76=219	+3	18th/75	67-7
Furman Intercollegiate	3/27-29/1992	3	76-72-73=221	+5	113th/120	107-12
PING American Airlines Collegiate	4/11-12/1992	3	70-72-74=216	E	16th/60	54-5
Cavalier Classic	4/24-26/1992	3	68-75-70=213	-3	1st/90	89-0
Atlantic Coast Conference Championship	5/15-17/1992	3	73-66-71=210	-6	13rd/45	42-2
NCAA East Regional	5/21-23/1992	3	76-73-68=217	+1	15th/120	115-4
NCAA Championship	6/3-6/1992	4	68-74-72-75=289	+1	123rd/156	133-22
SEASON TOTALS		40	2881 Avg. 72.03	E		983-114

1992-93	Date	Rounds	Scores	Par	Rank	W-L
John Hancock All-American	10/1-2/1992	3	72-67-67=206	-7	12nd/24	22-1
Jerry Pate National Intercollegiate	10/25-27/1992	3	80-69-74=223	+7	117th/60	43-16
Golf World-Palmetto Dunes Collegiate	11/13-15/1992	3	71-72-68=211	-5	16th/90	84-5
UNLV Rebel Classic	12/1-2/1992	3	71-70-67=208	-8	11st/75	74-0
American University Collegiate	2/12-14/1993	3	76-71-73=220	+4	17th/75	68-6
PING Arizona Intercollegiate	3/1-2/1993	3	74-68-72=214	-2	13rd/95	92-2
Golf Digest Collegiate	3/12-14/1993	2	72-75=147	+3	13rd/75	72-2
Carpet Capital Collegiate	4/3-4/1993	2	70-72=142	-2	4th/80	76-3
PING American Airlines Collegiate	4/10-11/1993	3	70-70-71=211	-5	2nd/60	58-1
Atlantic Coast Conference Championship	4/16-18/93	3	70-69-67=206	-10		

ALL-TIME GREATS

BARTLEY FORRESTER • GAINESVILLE, GA.

Career Honors and Statistics

GCAA All-American	2022 (HM)
GCAA All-East Region	2022, 2023, 2024
All-Atlantic Coast Conference	2022
The Calusa Cup co-champion	2022
Puerto Rico Classic co-champion	2020
Monroe Invitational champion	2022
GCAA All-America Scholar	2021, 2022, 2023, 2024
ACC All-Academic team	2022, 2023, 2024

Season	Rounds	Lo54	LoRnd	Par/-	Events	Top1	Top5	Top10	W-L	WLPct	Avg
2019-20	12	207	66	7	4	1	1	1	216-140	.607	72.33
2020-21	20	214	69	8	7	-	-	-	317-243	.566	73.95
2021-22	37	197	63	21	12	1	2	4	788-275	.741	70.89
2022-23	31	205	63	18	10	-	-	1	636-289	.688	71.35
2023-24	37	201	66	20	13	-	-	4	786-328	.706	71.54
Totals	137	197	63	74	46	2	3	10	2743-1275	.683	71.7

Career Tournament Results

2019-20	Date	Rounds	Scores	Par	Rank	W-L
Golf Club of Georgia Collegiate Inv.	10/18-20/2019	3	74-79-75=228	+12	162nd/78	16-61
Amer Ari Invitational	2/6-8/2020	3	74-71-72=217	+1	165th/123	58-64
Puerto Rico Classic	2/16-18/2020	3	72-66-69=207	-9	11st/75	74-0
Southern Highlands Collegiate	3/1-3/2020	3	75-69-72=216	E	116th/84	68-15
SEASON TOTALS	12	36	868 Avg. 72.33	E	-	216-140

2020-21	Date	Rounds	Scores	Par	Rank	W-L
Camp Creek Seminole Invitational	1/17-19/2021	3	80-71-74=225	+9	146th/60	14-45
Southwestern Invitational	1/25-27/2021	3	81-71-79=231	+15	144th/66	22-43
Amer Ari Invitational	2/2-4/2021	3	70-80-69=219	+3	118th/51	33-17
Linger Longer Invitational	3/12-14/2021	3	72-76-71=219	+3	127th/87	60-26
The Goodwin	3/25-27/2021	3	74-71-69=214	+4	139th/146	107-38
NCAA Tallahassee Regional	5/17-19/2021	3	0-0-71=71	-1	0th/75	0-0
NCAA Championship (stroke play)	5/28-31/2021	4	74-72-73-81=300	+20	175th/156	81-74
SEASON TOTALS	20	60	1479 Avg. 73.95	+3	-	317-243

2021-22	Date	Rounds	Scores	Par	Rank	W-L
Maui Jim Intercollegiate	9/10-12/2021	3	64-70-63=197	-13	16th/90	84-5
Windon Memorial Classic	9/27-28/2021	3	74-76-69=219	+6	155th/84	29-54
Hamptons Intercollegiate	10/4-5/2021	3	74-74-69=217	+1	17th/72	65-6
Golf Club of Georgia Collegiate	10/22-24/2021	3	72-73-73=218	+2	149th/75	26-48
Amer Ari Intercollegiate	2/3-5/2022	3	70-72-72=214	-2	155th/115	60-54
Watersound Invitational	2/20-22/2022	3	71-68-73=212	-4	14th/72	68-3
Southern Highlands Collegiate	2/27-31/2022	3	69-69-73=211	-5	118th/84	66-17
The Goodwin	3/24-26/2022	3	66-68-71=205	-5	115th/147	132-14
The Calusa Cup	4/3-5/2022	3	66-70-75=211	-5	11st/45	44-0
Atlantic Coast Conference Championship	4/22-25/2022	3	74-69-71=214	-2	122nd/60	38-21
NCAA Columbia Regional	5/16-18/2022	3	73-75-71=219	+6	140th/75	35-39
NCAA Championship Stroke Play	5/27-30/2022	4	73-72-73-68=286	+6	115th/156	141-14
SEASON TOTALS	37	111	2623 Avg. 70.89	E	-	788-275

2022-23	Date	Rounds	Scores	Par	Rank	W-L
Maui Jim Intercollegiate	9/9-11/2022	3	72-63-70=205	-5	124th/90	66-23
Ben Hogan Collegiate Invitational	10/3-4/2022	3	69-65-72=206	-4	16th/80	74-5
Golf Club of Georgia Collegiate	10/21-23/2022	3	70-76-75=221	+5	155th/75	20-54
Watersound Invitational	2/19-21/2023	3	71-72-69=212	-4	114th/69	55-13
Southern Highlands Collegiate	2/26-28/2023	3	77-78-71=226	+10	73rd/84	11-72
Linger Longer Invitational	3/19-21/2023	3	71-69-79=219	+3	124th/91	67-23
The Goodwin	3/30-4/1/2023	3	69-69-71=209	-1	111th/155	144-10
Atlantic Coast Conference Championship	4/21-24/2023	3	69-78-71=218	+2	123rd/60	37-22
NCAA Salem Regional	5/15-17/2023	3	71-69-67=207	-9	114th/75	61-13
NCAA Championship - Stroke Play	5/26-29/2023	4	71-73-73-72=289	+9	155th/156	101-54
SEASON TOTALS	31	93	2212 Avg. 71.35	E	-	636-289

2023-24	Date	Rounds	Scores	Par	Rank	W-L
OFCC/Fighting Illini Invitational	9/15-17/2023	2	70-68=138	-2	18th/81	73-7
Ben Hogan Collegiate Invitational	10/2-3/2023	3	73-73-70=216	+6	143rd/75	32-42
Golf Club of Georgia Collegiate Inv.	10/15/2023	3	72-70-71=213	-3	118th/75	57-17
East Lake Cup - Stroke Play	10/30/2023	1	76	+4	116th/20	4-15
Amer Ari Intercollegiate	2/8-10/2024	3	67-67-67=201	-15	18th/124	116-7
Watersound Invitational	2/19-21/2024	3	71-79-68=218	+2	137th/75	38-36
RE Lamkin Invitational	3/4-5/2024	3	72-74-77=223	+7	171st/95	24-70
Linger Longer Invitational	3/17-19/2024	3	71-74-72=217	+1	134th/81	47-33
The Goodwin	3/28-30/2024	3	71-73-66=210	E	111th/168	157-10
The Calusa Cup	4/7-9/2024	3	74-73-73=220	+4	112th/42	30-11
Atlantic Coast Conference Championship	4/19-22/2024	3	66-71-74=211	-2	18th/60	52-7
NCAA Chapel Hill Regional	5/13-15/2024	3	66-70-66=202	-8	18th/75	67-7
NCAA Championship	5/24-29/2024	4	77-74-76-75=302	+14	167th/156	89-66
SEASON TOTALS	37	111	2647 Avg. 71.54	E	-	786-328

J.T. GRIFFIN • WILSON, N.C.

Career Honors and Statistics

GCAA All-American	2007 (HM), 2008 (2nd), 2010 (HM)
All-Atlantic Coast Conference	2008, 2010

Season	Rounds	Lo54	LoRnd	Par/-	Events	Top1	Top5	Top10	W-L	WLPct	Avg
2007-08	20	222	71	4	7	-	-	-	270-328	.452	75.35
2008-09	33	215	69	11	11	-	2	2	573-369	.608	74.00
2009-10	34	205	65	20	12	-	5	6	871-172	.835	71.94
2010-11	35	204	65	22	12	-	3	7	788-114	.874	71.54
Totals	122	204	65	57	42	-	10	15	2502-983	.718	72.94

Career Tournament Results

2007-08	Date	Rounds	Scores	Par	Rank	W-L
Brickyard Collegiate Championships	10/09/2007	3	78-76-72=226	+10	149th/74	25-48
Isleworth CF Collegiate	10/23/2007	3	73-74-75=222	+6	140th/90	50-39
Southern Highlands Collegiate	03/09/2008	3	80-80-77=237	+21	67th/79	12-66
United States Collegiate Championship	03/26/2008	3	77-72-74=223	+7	133rd/78	45-32
Administaff ASU Invitational	04/06/2008	2	74-72=146	+2	138th/89	51-37
ACC Championship	04/20/2008	3	77-76-71=224	+8	143rd/55	12-42
NCAA Central Regional	05/17/2008	3	78-77-74=229	+16	165th/140	75-64
SEASON TOTALS	20	60	1507 Avg. 75.35	+4	-	270-328

2008-09	Date	Rounds	Scores	Par	Rank	W-L
Carpet Capital Collegiate	09/14/2008	3	79-77-72=228	+12	171st/90	19-70
Ping/Golfweek Preview Invitational	09/30/2008	3	77-71-75=223	+10	138th/75	37-37
Brickyard Collegiate Championship	10/13/2008	3	69-74-72=215	+5	13rd/80	77-2
Isleworth-UCF Collegiate	10/28/2008	3	76-73-78=227	+11	135th/90	55-34
UH-Hilo Intercollegiate	02/6/2009	3	76-75-73=224	+8	139th/100	61-38
Puerto Rico Classic	03/01/2009	3	71-72-72=215	-1	121st/74	53-20
Southern Highlands Collegiate	03/15/2009	3	78-76-81=235	+19	171st/80	9-70
United States Collegiate Championship	04/07/2009	3	72-74-70=216	E	14th/78	74-3
ACC Championship	04/19/2009	3	72-74-74=220	+4	127th/55	28-26
NCAA Central Regional	05/16/2009	3	74-72-71=217	+1	111th/75	64-10
NCAA Championship	05/28/2009	3	76-74-72=222	+9	160th/156	96-59
SEASON TOTALS	33	99	2442 Avg. 74.00	+2	-	573-369

2009-10	Date	Rounds	Scores	Par	Rank	W-L
Carpet Capital Collegiate	09/13/2009	3	79-69-70=218	+2	120th/60	40-19
Mason Rudolph Intercollegiate	09/29/2009	2	69-68=137	-5	14th/90	86-3
Brickyard Collegiate Championship	10/11/2009	2	69-70=139	-5	12nd/84	82-1
UNCG Bridgestone Collegiate	10/25/2009	3	68-68-72=208	-8	14th/84	80-3
Mauna Lani Invitational	02/05/2010	3	74-71-72=217	+1	110th/120	110-9
Puerto Rico Classic	02/23/2010	3	70-65-70=205	-11	14th/75	71-3
Southern Highlands Collegiate Masters	03/14/2010	3	76-83-75=234	+18	137th/79	42-36
Linger Longer Invitational	03/28/2010	3	76-76-73=225	+9	130th/88	58-29
Wolfpack Intercollegiate	04/10/2010	3	74-75-72=221	+8	122nd/89	67-21
ACC Championship	04/25/2010	3	68-74-76=218	+2	123rd/55	32-22
NCAA Southeast Regional	05/22/2010	3	68-73-68=209	-1	13rd/75	72-2
NCAA Championship (stroke play)	06/03/2010	3	71-72-72=215	-1	125th/156	131-24
NCAA Championship (match play)	06/03/2010	lost to Henrik Norlander (Augusta State), 1-up				
SEASON TOTALS	34	102	2446 Avg. 71.94	E	-	871-172

2010-11	Date	Rounds	Scores	Par	Rank	W-L
Carpet Capital Collegiate	9/11-13/2010	3	72-72-70=214	-2	19th/60	51-8
Ping/Golfweek Preview	9/26-28/2010	3	75-70-77=222	+6	113th/75	62-12
Brickyard Collegiate	10/8-10/2010	3	75-69-69=213	-3	18th/84	76-7
United States Collegiate Championship	10/24-26/2010	3	69-76-70=215	-1	17th/78	71-6
Western Refining College All-American	11/22-23/2010	3	71-65-68=204	-9	12nd/31	29-1
Amer Ari Invitational	2/2-4/2011	3	67-74-69=210	-6	114th/114	100-13
Puerto Rico Classic	2/20-22/2011	3	70-72-70=212	-4	16th/75	67-7
Southern Highlands Collegiate Masters	3/11-13/2011	3	71-74-79=224	+8	125th/80	55-24
Yellow Jacket Classic	4/16-17/2011	2	69-72=141	-3	3rd/31	28-2
Atlantic Coast Conference Championship	4/22-24/2011	3	73-70-66=209	-7	13rd/55	52-2
NCAA East Regional	5/19-21/2011	3	74-74-73=221	+5	117th/75	58-16
NCAA Championship (stroke play)	5/31-6/2/2011	3	73-72-74=219	+3		

ALL-TIME GREATS

CHESSON HADLEY • RALEIGH, N.C.

Career Honors and Statistics

GCAA All-American	2007 (HM), 2008 (2nd), 2010 (HM)
Golfweek All-American	2008 (1st)
All-Atlantic Coast Conference	2008, 2010
ACC Champion	2010
USA Palmer Cup team	2008

Season	Rounds	Lo54	LoRnd	Par/-	Events	Top1	Top5	Top10	W-L	WLPct	Avg
2006-07	22	205	66	12	7	-	1	3	460-148	.757	72.09
2007-08	32	203	65	21	11	1	2	5	768-119	.866	71.09
2008-09	27	207	66	7	9	-	1	1	410-317	.564	74.15
2009-10	25	206	66	14	9	1	1	2	599-192	.757	72.36
Totals	106	203	65	54	36	2	5	11	2237-776	.742	72.38

Career Tournament Results

2006-07	Date	Rounds	Scores	Par	Rank	W-L
Carpet Capital Collegiate	09/16/2007	3	65-69-74=208	-8	1st/90	89-0
Brickyard Collegiate Championships	10/09/2007	3	70-70-68=208	-8	6th/74	68-5
Isleworth CF Collegiate	10/23/2007	3	72-69-71=212	-4	15th/90	85-4
Western Refining All-American Classic	11/20/2007	3	70-66-77=213	-E	116th/28	12-15
UH Hilo Invitational	02/08/2008	3	68-66-69=203	-7	19th/96	87-8
Puerto Rico Classic	03/02/2008	3	66-72-74=212	-4	16th/79	73-5
Southern Highlands Collegiate	03/09/2008	3	73-71-74=218	+2	12th/79	67-11
United States Collegiate Championship	03/26/2008	3	75-73-74=222	+6	128th/78	50-27
Administaff ASU Invitational	04/06/2010	2	72-71=143	-1	115th/89	74-14
ACC Championship	04/20/2008	3	72-71-71=214	-2	120th/55	35-19
NCAA Central Regional	05/17/2008	3	72-75-75=222	+9	112th/140	128-11
SEASON TOTALS		32	2275 Avg. 71.09	-1		768-119

2007-08	Date	Rounds	Scores	Par	Rank	W-L
Carpet Capital Collegiate	09/16/2007	3	65-69-74=208	-8	1st/90	89-0
Brickyard Collegiate Championships	10/09/2007	3	70-70-68=208	-8	6th/74	68-5
Isleworth CF Collegiate	10/23/2007	3	72-69-71=212	-4	15th/90	85-4
Western Refining All-American Classic	11/20/2007	3	70-66-77=213	-E	116th/28	12-15
UH Hilo Invitational	02/08/2008	3	68-66-69=203	-7	19th/96	87-8
Puerto Rico Classic	03/02/2008	3	66-72-74=212	-4	16th/79	73-5
Southern Highlands Collegiate	03/09/2008	3	73-71-74=218	+2	12th/79	67-11
United States Collegiate Championship	03/26/2008	3	75-73-74=222	+6	128th/78	50-27
Administaff ASU Invitational	04/06/2008	2	72-71=143	-1	115th/89	74-14
ACC Championship	04/20/2008	3	72-71-71=214	-2	120th/55	35-19
NCAA Central Regional	05/17/2008	3	72-75-75=222	+9	112th/140	128-11
SEASON TOTALS		32	2275 Avg. 71.09	-1		768-119

2008-09	Date	Rounds	Scores	Par	Rank	W-L
Ping/Golfweek Preview Invitational	09/30/2008	3	74-69-74=217	+4	117th/75	58-16
Brickyard Collegiate Championship	10/13/2008	3	75-80-77=232	+22	169th/80	11-68
Isleworth-UJCF Collegiate	10/28/2008	3	77-73-88=238	+22	177th/90	13-76
Western Refining College All-American	11/25/2008	3	73-74-69=216	+3	116th/27	11-15
UH-Hilo Intercollegiate	02/06/2009	3	78-75-75=228	+12	156th/100	44-55
United States Collegiate Championship	04/07/2009	3	73-75-72=220	+4	111th/78	67-10
ACC Championship	04/19/2009	3	71-70-66=207	-9	13rd/55	52-2
NCAA Central Regional	05/16/2009	3	75-72-77=224	+8	130th/75	45-29
NCAA Championship	05/28/2009	3	72-72-76=220	+7	147th/156	109-46
SEASON TOTALS		27	2002 Avg. 74.15	+3		410-317

2009-10	Date	Rounds	Scores	Par	Rank	W-L
Mason Rudolph Intercollegiate	09/29/2009	2	70-72=142	-E	121st/90	69-20
Brickyard Collegiate Championship	10/11/2009	2	77-71=148	+4	144th/84	40-43
UNCG Bridgestone Collegiate	10/25/2009	3	71-72-69=212	-4	112th/84	72-11
Southern Highlands Collegiate Masters	03/14/2010	3	74-79-78=231	+15	129th/79	50-28
Linger Longer Invitational	03/28/2010	3	75-75-69=219	+3	113th/88	75-12
Wolfpack Intercollegiate	04/10/2010	3	76-76-76=228	+15	159th/89	30-58
ACC Championship	04/25/2010	3	69-66-71=206	-10	1st/55	54-0
NCAA Southeast Regional	05/22/2010	3	73-69-68=210	-E	18th/75	67-7
NCAA Championship (stroke play)	06/03/2010	3	72-72-69=213	-3	114th/156	142-13
NCAA Championship (match play)	06/04/2010	lost to Patrick Reed (Augusta State), 2-up				
SEASON TOTALS		25	1809 Avg. 72.36	+1		599-192

PAUL HALEY II • DALLAS, TEXAS

Career Honors and Statistics

GCAA All-American	2010 (HM)
All-Atlantic Coast Conference	2011
ACC Champion	2011

Season	Rounds	Lo54	LoRnd	Par/-	Events	Top1	Top5	Top10	W-L	WLPct	Avg
2007-08	20	215	69	6	7	-	-	1	328-320	.506	75.10
2009-10	31	210	68	10	11	-	1	2	590-370	.615	73.71
2010-11	35	206	68	16	12	2	2	5	601-301	.666	72.97
Totals	86	206	68	32	30	2	3	8	1519-991	.605	73.73

Career Tournament Results

2007-08	Date	Rounds	Scores	Par	Rank	W-L
Carpet Capital Collegiate	09/16/2007	3	77-73-70=220	+4	123rd/90	67-22
Brickyard Collegiate Championships	10/09/2007	3	72-71-79=222	+6	139th/74	35-38
Isleworth CF Collegiate	10/23/2007	3	75-74-78=227	+11	166th/90	24-65
UH Hilo Invitational	02/08/2008	3	72-69-74=215	+5	153rd/96	43-52
Puerto Rico Classic	03/02/2008	3	80-72-89=241	+25	178th/79	1-77
United States Collegiate Championship	03/26/2008	3	73-83-76=232	+16	61st/78	17-60
Yale Men's Spring Open	04/06/2008	2	69-76=145	+5	17th/148	141-6
SEASON TOTALS		20	1502 Avg. 75.10	+4		328-320

2009-10	Date	Rounds	Scores	Par	Rank	W-L
Carpet Capital Collegiate	09/13/2009	3	72-73-71=216	-E	114th/60	46-13
Mason Rudolph Intercollegiate	09/29/2009	2	73-72=145	+3	140th/90	50-39
Brickyard Collegiate Championship	10/11/2009	2	77-76=153	+9	164th/84	20-63
Mauna Lani Invitational	02/05/2010	3	79-78-77=234	+18	185th/120	35-84
Puerto Rico Classic	02/23/2010	3	70-74-76=220	+4	147th/75	28-46
Southern Highlands Collegiate Masters	03/14/2010	3	75-81-80=236	+20	143rd/79	36-42
Linger Longer Invitational	03/28/2010	3	77-73-71=221	+5	119th/88	69-18
Wolfpack Intercollegiate	04/10/2010	3	72-73-74=219	+6	115th/89	74-14
ACC Championship	04/25/2010	3	71-69-70=210	-6	14th/55	51-3
NCAA Southeast Regional	05/22/2010	3	75-76-68=219	+9	141st/75	34-40
NCAA Championship (stroke play)	06/03/2010	3	70-69-73=212	-4	19th/156	147-8
NCAA Championship (match play)	06/04/2010	lost to Carter Newman (Augusta State), 1-up				
SEASON TOTALS		31	2285 Avg. 73.71	+2		590-370

2010-11	Date	Rounds	Scores	Par	Rank	W-L
Carpet Capital Collegiate	9/11-13/2010	3	70-68-75=213	-3	17th/60	53-6
Ping/Golfweek Preview	9/26-28/2010	3	75-73-73=221	+5	110th/75	65-9
Brickyard Collegiate	10/8-10/2010	3	78-77-76=231	+15	168th/84	16-67
United States Collegiate Championship	10/24-26/2010	3	71-69-75=215	-1	17th/78	71-6
Western Refining College All-American	11/22-23/2010	3	72-73-70=215	+2	123rd/31	8-22
Amer Ari Invitational	2/2-4/2011	3	72-70-75=217	+1	151st/114	63-50
Puerto Rico Classic	2/20-22/2011	3	71-74-72=217	+1	123rd/75	52-22
Southern Highlands Collegiate Masters	3/11-13/2011	3	77-75-80=232	+16	160th/80	20-59
Yellow Jacket Classic	4/16-17/2011	2	71-68=139	-5	1st/31	30-0
Atlantic Coast Conference Championship	4/22-24/2011	3	68-68-70=206	-10	1st/55	54-0
NCAA East Regional	5/19-21/2011	3	76-76-76=228	+12	142nd/75	33-41
NCAA Championship (stroke play)	5/31-6/2/2011	3	71-72-77=220	+4	120th/156	136-19
NCAA Championship (match play)	6/3/2011	lost to Carter Newman (Augusta State), 2-up				
SEASON TOTALS		35	2554 Avg. 72.97	+1		601-301

ALL-TIME GREATS

BUNKY HENRY • POMPANO BEACH, FLA.

Career Honors and Statistics

GCAA All-American	1967 (1st)
NCAA Championship runner-up	1967
Georgia Tech Hall of Fame	1984
Georgia Golf Hall of Fame	2008
Southern Amateur champion	1962
Georgia Amateur champion	1964
Canadian Amateur champion	1965
PGA Tour career	1968-81
U.S. Open	1966, 1967, 1969 (9th), 1970, 1972
Masters Tournament	1969, 1970
PGA Championship	1969 (T11)
PGA Champions Tour career	1994-2001

Year	Rounds	Strokes	Low	High	Avg	Record*
1964-65	14	1019	69	82	72.79	8-4-0
1965-66	records not available					
1966-67	23	1674	70	82	72.78	10-3-2

*dual-match record

George Walter Henry, Jr., began his athletic career as a football player, first in his hometown of Valdosta, Georgia, and then at Georgia Tech, in Atlanta, where he earned three Yellow Jackets letters, starting in 1964. On the football field, everybody knew Henry as "Bunky," a childhood nickname bestowed on him by his grandmother.

He was also "Bunky" on the golf course, and it turned out that's where he would make a name for himself first as a college golfer and noted amateur and then as a professional, capturing one PGA TOUR title along the way.

The two-sport athlete died August 17, 2018 from complications during heart surgery. He was 74.

Born February 8, 1944 in Valdosta, Henry made 73 of 75 extra-point attempts during his Georgia Tech career, including 50 consecutively, which, at the time, was an NCAA record. He led the Yellow Jackets in scoring in 1965, with 27 PATs and five field goals.

Once comparing his play on the field vs. what he faced on the fairway, Henry said, "On a golf course, the pressure lasts four hours. It's only 10 seconds for someone kicking a football."

Henry apparently enjoyed pressure, having qualified for the 1965 Western Open as an amateur and receiving an invite to the 1966 Masters Tournament. Henry won the 1965 Canadian Amateur, the 1966 and 1967 Peach Blossoms in Macon, Georgia, as well as the Southern Amateur (1962) and Georgia Amateur (1964). (He qualified for two NCAA championships and was the runner-up to Hale Irwin in 1967.)

After graduating from Georgia Tech in 1967, with first-team All-American golf honors and a degree in industrial management in hand, Henry put all his emphasis on golf, adding appearances in the 1966 and 1967 U.S. Opens to his amateur resume. He made his TOUR debut as a professional in Lafayette, Louisiana, at the 1967 Cajun Classic, tying for 47th. That was one of the 118 made cuts he enjoyed during his career. Eighteen months after that entrance to the professional ranks, Henry was a TOUR winner, capturing his lone title in Miami, the 1969 National Airlines Open.

Henry's final full-time TOUR season came in 1981, when he played in 15 events. He made 21 additional TOUR appearances between 1986 and 1998.

In February 1994, Henry turned 50 and began playing PGA TOUR Champions golf. After Monday qualifying into three events, in 1994 and 1995, he earned his 1996 playing privileges by tying for fourth at the Qualifying Tournament the previous December.

In 63 career PGA TOUR Champions tournaments, Henry had three top-10s, his best performance a third-place showing at the Boone Valley Classic outside St. Louis. However, that was a bittersweet and disappointing end as Henry entered the final round holding a two-shot lead before a Sunday, 2-over 73 ended his chances. His final PGA TOUR Champions appearance came in 2001, at the Mexico Senior Classic.

Henry was a member of the Georgia Tech Hall of Fame for both his football and golf exploits, inducted in 1985. He was also a member of the Lowndes (Georgia) County Sports Hall of Fame. Since 2002, Henry had served as a golf instructor at Reynolds Plantation Golf Academy in Macon.

CONNOR HOWE • OGDEN, UTAH

Career Honors and Statistics

GCAA All-American	2023 (HM)
Golfweek All-American	2023 (HM)
All-Atlantic Coast Conference	2022, 2023
GCAA All-East Region	2023
ACC Co-Scholar-Athlete of the Year, All-Academic Team	2023
Patriot All-America Amateur champion	2021
Southeastern Amateur champion	2020

Season	Rounds	Lo54	LoRnd	Par/-	Events	Top1	Top5	Top10	W-L	WLPct	Avg
2018-19	30	204	66	17	10	-	-	-	469-395	.543	72.23
2019-20	15	212	68	4	5	-	-	-	222-214	.509	73.67
2020-21	31	207	67	15	10	-	-	2	585-273	.682	72.61
2021-22	37	204	65	23	12	-	-	3	793-270	.746	71.19
2022-23	34	197	65	23	11	-	3	5	794-214	.788	70.65
Totals	147	197	65	82	48	-	3	10	2863-1366	.677	71.83

Career Tournament Results

2018-19	Date	Rounds	Scores	Par	Rank	W-L
Maui Jim Intercollegiate	9/21-23/2018	3	67-75-67=209	-1	130th/78	48-29
Golf Club of Georgia Collegiate Inv.	10/19-21/2018	3	75-72-70=217	+1	129th/75	46-28
Amer Ari Intercollegiate	2/7-9/2019	3	72-70-71=213	-3	130th/109	79-29
Puerto Rico Classic	2/17-19/2019	3	73-76-72=221	+5	143rd/75	32-42
Southern Highlands Collegiate	3/3-5/2019	3	80-74-74=228	+12	169th/81	12-68
Valspar Collegiate Invitational	3/17-19/2019	3	74-73-75=222	+9	163rd/84	21-62
Clemson Invitational	4/5-7/2019	3	71-73-68=212	-4	t22nd/81	59-21
Atlantic Coast Conference Championship	4/18-20/2019	3	72-68-72=212	-4	114th/60	46-13
NCAA Pullman Regional	5/13-15/2019	3	66-70-69=204	-6	117th/75	58-16
NCAA Championship	5/24-29/2019	3	80-77-72=229	+13	168th/156	68-87
SEASON TOTALS		30	2167 Avg. 72.23	+1		469-395

Match Play

Jack Nicklaus Invitational	10/8-9/2018	Julien Patrinier (Kent State) L-1UP, Ryan Stachler (S Carolina) L-4&3
----------------------------	-------------	---

2019-20	Date	Rounds	Scores	Par	Rank	W-L
Carpet Capital Collegiate	9/6-8/2019	3	75-75-74=224	+8	131st/81	50-30
Golf Club of Georgia Collegiate Inv.	10/18-20/2019	3	74-77-74=225	+9	152nd/78	26-51
Amer Ari Invitational	2/6-8/2020	3	75-68-75=218	+2	170th/123	53-69
Puerto Rico Classic	2/16-18/2020	3	68-68-76=212	-4	113th/75	62-12
Southern Highlands Collegiate	3/1-3/2020	3	78-76-72=226	+10	153rd/84	31-52
SEASON TOTALS		15	1105 Avg. 73.67	+2		222-214

Match Play

Cypress Point Classic	10/28-29/2019	Adrien Pendaries (Duke) L-4&3
-----------------------	---------------	-------------------------------

2020-21	Date	Rounds	Scores	Par	Rank	W-L
Camp Creek Seminole Invitational	1/17-19/2021	3	76-74-71=221	+5	134th/60	26-33
Southwestern Invitational	1/25-27/2021	3	79-74-75=228	+12	134th/66	32-33
Amer Ari Invitational	2/2-4/2021	3	67-76-67=210	-6	17th/51	44-6
Wyoming Desert Intercollegiate	2/19-21/2021	3	68-80-69=217	+1	119th/120	101-18
Linger Longer Invitational	3/12-14/2021	3	71-71-76=218	+2	26th/87	61-25
The Goodwin	3/25-27/2021	3	68-76-70=214	+4	139th/146	107-38
Calusa Cup	4/4-6/2021	3	77-70-75=222	+6	t23rd/47	24-22
Atlantic Coast Conference Championship	4/23-26/2021	3	70-68-69=207	-3	9th/60	51-8
NCAA Tallahassee Regional	5/17-19/2021	3	71-70-74=215	-1	121st/75	54-20
NCAA Championship (stroke play)	5/28-31/2021	4	75-74-75-75=299	+19	171st/156	85-70
SEASON TOTALS		31	2251 Avg. 72.61	+1		585-273

2021-22	Date	Rounds	Scores	Par	Rank	W-L
Maui Jim Intercollegiate	9/10-12/2021	3	70-69-65=204	-6	119th/90	71-18
Windon Memorial Classic	9/27-28/2021	3	71-69-68=208	-5	17th/84	77-6
Hamptons Intercollegiate	10/4-5/2021	3	73-74-70=217	+1	17th/72	65-6
Golf Club of Georgia Collegiate	10/22-24/2021	3	73-71-69=213	-3	119th/75	56-18
Amer Ari Intercollegiate	2/3-5/2022	3	70-74-69=213	-3	145th/115	70-44
Watersound Invitational	2/20-22/2022	3	70-71-73=214	-2	113th/72	59-12
Southern Highlands Collegiate	2/27-3/1/2022	3	69-72-70=211	-5	118th/84	66-17
The Goodwin	3/24-26/2022	3	68-72-71=211	+1	150th/147	97-49
The Calusa Cup	4/3-5/2022	3	78-71-70=219	+3	113th/45	32-12
Atlantic Coast Conference Championship	4/22-25/2022	3	73-69-77=219	+3	137th/60	23-36
NCAA Columbus Regional	5/16-18/2022	3	73-68-71=212	-1	17th/75	68-6
NCAA Championship Stroke Play	5/27-30/2022	4	76-70-72-75=293	+13	147th/156	109-46
SEASON TOTALS		37	2634 Avg. 71.19	E		793-270

Match Play

ACC Men's Match Championship	4/24-25/2023	Patrick McCann (Florida St) W-5&3, Parker Gillam (Wake) L-2UP
------------------------------	--------------	---

2022-23	Date	Rounds	Scores	Par	Rank	W-L
Maui Jim Intercollegiate	9/9-11/2022	3	65-67-65=197	-13	13rd/90	87-2
Inverness Intercollegiate	9/26-27/2022	3	69-78-70=217	+4	14th/84	70-13
Ben Hogan Collegiate Invitational	10/3-4/2022	3	73-79-72=224	+14	174th/80	6-73
Golf Club of Georgia Collegiate	10/21-23/2022	3	71-69-74=214	-2	120th/75	55-19
Watersound Invitational	2/19-21/2023	3	74-72-68=214	-2	t22nd/69	47-21
Southern Highlands Collegiate	2/26-28/2023	3	76-72-70=218	+2	140th/84	44-39
Linger Longer Invitational	3/19-21/2023	3	68-76-72=216	E	110th/91	81-9
The Goodwin	3/30-4/1/2023	3	70-68-69=207	-3	17th/155	148-6
Atlantic Coast Conference Championship	4/21-24/2023	3	71-72-66=209	-7	13rd/60	57-2
NCAA Salem Regional	5/15-17/2023	3	71-65-66=202	-14	13rd/75	72-2
NCAA Championship - Stroke Play	5/26-29/2023	4	72-72-66-74=284	+4	t29th/156	127-28
SEASON TOTALS		34	2402 Avg. 70.65	-1		794-214

Match Play

Big 12/ACC Showdown	2/10/2023	Jacob Sosa (Texas) L-1UP
Ramblin' Wreck Match Play	4/15/2023	Carson Ownbey (Charlotte) W-4&3, Neal Shipley (Ohio State) W-2&1
ACC Men's Match Championship	4/23-24/2023	Kelly Chinn (Duke) L-2&1, Boyd Owens (Wake) L-2&1
NCAA DI Championship	5/30-31/2023	Sam Choi (Pepperdine) L-2&1, Austin Greaser (N Carolina) W-4&2, John DuBois (Florida) L-1UP

HISTORY

ALL-TIME GREATS

JIMMY JOHNSTON • KNOXVILLE, TENN.

Career Honors and Statistics

GCAA All-American	1992 (2nd)
All-Atlantic Coast Conference	1992
NCAA East Regional Champion	1992

Season	Rounds	Lo54	LoRnd	Par/-	Events	Top1	Top5	Top10	W-L	WLPct	Avg
1990-91	38	212	69	12	13	-	1	5	819-349	.701	74.03
1991-92	37	209	67	20	12	1	5	6	941-133	.876	72.41
Totals	75	209	67	32	25	1	6	11	1760-482	.785	73.23

Career Tournament Results

1990-91	Date	Rounds	Scores	Par	Rank	W-L
Carpet Capital Collegiate	9/21-23/1990	3	74-75-78=227	+11	144th/90	46-43
PING Golfweek Preview Classic	10/1-2/1990	3	76-71-70=217	+1	15th/90	85-4
Taylor Made Red River Classic	10/15-16/1990	3	79-82-75=236	+20	170th/72	2-69
Southern Intercollegiate Fall Classic	11/10-11/1990	3	72-74-72=218	+2	16th/75	69-5
Golf World-Palmetto Dunes Collegiate	11/16-18/1990	3	71-72-69=212	-4	17th/90	83-6
PING Arizona Intercollegiate	11/28-29/1991	3	71-73-80=224	+8	128th/95	67-27
Doral Park National Collegiate	2/22-24/1991	3	79-74-73=226	+10	148th/90	42-47
Furman Intercollegiate	3/29-31/1991	2	78-76=154	+10	161st/121	60-60
PING American Intercollegiate	4/12-13/1991	3	77-74-74=225	+9	121st/66	45-20
Sheraton Cavalier Classic	4/26-28/1991	3	74-70-72=216	E	18th/76	68-7
Atlantic Coast Conference Championship	5/17-18/1991	2	73-69=142	-2	16th/40	34-5
NCAA East Regional	5/23-25/1991	3	72-73-71=216	+6	113th/120	107-12
NCAA Championship	6/5-8/1991	4	73-75-81-71=300	+12	145th/156	111-44
SEASON TOTALS		38	2813 Avg. 74.03	+2		819-349

1991-92	Date	Rounds	Scores	Par	Rank	W-L
Carpet Capital Collegiate	9/21-22/1991	3	71-75-72=218	+2	15th/90	85-4
PING Golfweek Preview Classic	10/7-8/1991	3	73-69-72=214	-2	111th/90	79-10
LSU National Invitational	11/3-5/1991	3	81-78-73=232	+16	128th/60	32-27
Golf World-Palmetto Dunes Collegiate	11/15-17/1991	3	72-73-74=219	+3	113th/90	77-12
Miami National Collegiate	2/28-3/1/1992	3	73-68-70=211	-5	2nd/90	88-1
Golf Digest Collegiate	3/13-15/1992	3	74-75-72=221	+5	113th/75	62-12
Furman Intercollegiate	3/27-29/1992	3	76-79-71=226	+10	135th/120	85-34
PING American Airlines Collegiate	4/11-12/1992	3	69-74-73=216	E	16th/60	54-5
Cavalier Classic	4/24-26/1992	3	74-71-69=214	-2	3rd/90	87-2
Atlantic Coast Conference Championship	5/15-17/1992	3	67-72-70=209	-7	2nd/45	43-1
NCAA East Regional	5/21-23/1992	3	72-67-70=209	-7	1st/120	119-0
NCAA Championship	6/3-6/1992	4	73-76-70-71=290	+2	126th/156	130-25
SEASON TOTALS		37	2679 Avg. 72.41	E		941-133

MATT KUCHAR • LAKE MARY, FLA.

Career Honors and Statistics

U.S. Amateur Champion	1997
First-team All-American	1997 (3rd), 1998 (1st), 2000 (1st)
Fred Haskins Player of the Year	1998
Dave Williams Award	2000
All-Atlantic Coast Conference	1997, 1998, 1999, 2000
ACC Player of the Year	1998
ACC Rookie of the Year	1997
NCAA East Regional Champion	1998
Walker Cup	1999
Palmer Cup	1998, 1999
World Amateur Team	1998
ACC Academic Honor Roll	1997, 2000
Georgia Tech Hall of Fame	2010

Season	Rounds	Lo54	LoRnd	Par/-	Events	Top1	Top5	Top10	W-L	WLPct	Avg
1996-97	40	206	67	22	14	2	3	6	917-168	.845	72.50
1997-98	35	202	64	24	12	2	7	9	1028-114	.900	70.80
1998-99	29	159	69	10	10	1	2	2	605-315	.658	73.69
1999-00	34	207	67	25	11	2	4	8	862-76	.919	70.65
Totals	138	159	64	81	47	7	16	25	3412-673	.835	71.86

Career Tournament Results

1996-97	Date	Rounds	Scores	Par	Rank	W-L
William H. Tucker Invitational	9/12-14/1996	3	72-74-69=215	-1	120th/108	88-19
Keswick Club Cavalier Classic	9/21-22/1996	3	75-75-73=223	+7	140th/78	38-39
Tennessee Tournament of Champions	10/1-3/1996	3	70-67-69=206	-10	1st/75	74-0
Taylor Made Red River Classic	10/14-15/1996	3	72-68-72=212	-4	119th/90	71-18
Duke Golf Classic	10/20-21/1996	3	75-74-76=225	+9	118th/81	63-17
C.C. of Louisiana Intercollegiate	10/28-29/1996	3	71-72-77=220	+4	119th/60	41-18
PING Arizona Intercollegiate	2/2-3/1997	3	72-72-72=216	E	19th/83	74-8
Puerto Rico Classic	6/20/2014	3	76-74-69=219	+3	115th/70	55-14
Furman Intercollegiate	3/28-30/97	3	69-70-70=209	-7	1st/150	149-0
Carpet Capital Collegiate	4/4-6/1997	3	72-75-72=219	+3	110th/88	78-9
Atlantic Coast Conference Championship	4/18-20/1997	3	76-70-70=216	E	2nd/45	43-1
Liberty University Golf Classic	5/8-9/1997	2	76-75=151	+7	121st/50	29-20
NCAA East Regional	5/15-17/1997	3	68-74-74=216	+6	16th/120	114-5
SEASON TOTALS		40	2900 Avg. 72.50	+1		917-168

1997-98	Date	Rounds	Scores	Par	Rank	W-L
William H. Tucker Invitational	9/19-20/1997	2	69-71=140	-4	15th/120	115-4
Tennessee Tournament of Champions	9/29-30/1997	3	69-74-75=218	+2	121st/81	60-20
Duke Golf Classic	10/19-20/1997	2	80-73=153	+9	138th/80	42-37
C.C. of Louisiana Intercollegiate	10/27-28/1997	3	72-74-72=218	+2	18th/68	60-7
Nelson Stanford Invitational	11/7-9/1997	3	71-70-70=211	-2	12nd/90	88-1
PING Arizona Intercollegiate	2/2-3/1998	3	74-66-72=212	-1	15th/104	99-4
Taylor Made Waikoloa Intercollegiate	2/13-15/1998	3	74-75-70=219	+3	131st/125	94-30
Puerto Rico Classic	2/23-24/1998	3	68-70-70=208	-8	1st/75	74-0
Carpet Capital Collegiate	4/3-5/1998	3	68-73-73=214	-2	14th/90	86-3
Atlantic Coast Conference Championship	4/17-19/1998	3	70-71-66=207	-9	3rd/45	42-2
NCAA East Regional	5/14-16/1998	3	64-69-69=202	-14	1st/120	119-0
NCAA Championship	5/27-30/1998	4	69-67-70-70=276	-12	17th/156	149-6
SEASON TOTALS		35	2478 Avg. 70.80	-1		1028-114

1998-99	Date	Rounds	Scores	Par	Rank	W-L
Ridges Invitational	9/12-13/98	3	71-75-69=215	-1	114th/75	61-13
PING/Golfweek Preview Invitational	9/28-29/98	3	78-73-75=226	+10	126th/75	49-25
Golf World/Palmetto Dunes Invitational	11/6-8/98	3	75-75-76=226	+10	154th/90	36-53
Waikoloa Intercollegiate	2/11-13/99	3	71-74-76=221	+7	11st/115	114-0
Puerto Rico Challenge	2/21-23/99	3	69-71-74=214	-2	120th/90	70-19
Golf Digest Intercollegiate	3/12-14/99	3	75-76-75=226	+10	147th/75	28-46
Carpet Capital Collegiate	4/2-3/1999	3	72-70-79=221	+5	129th/90	61-28
Atlantic Coast Conference Championship	4/16-18/1999	3	75-74-71=220	+4	112th/45	33-11
NCAA East Regional	5/20-22/1999	3	70-69-70=209	-4	2nd/119	117-1
SEASON TOTALS		29	2137 Avg. 73.69	+2		605-315

1999-2000	Date	Rounds	Scores	Par	Rank	W-L
PING/Golfweek Preview Invitational	9/19-21/99	3	72-73-71=216	E	114th/90	76-13
Carpet Capital Collegiate	10/1-3/99	3	69-72-72=213	-3	18th/75	67-7
Golf World/Palmetto Dunes Invitational	11/5-7/99	3	69-69-69=207	-9	17th/89	82-6
Sun Bowl All-American Golf Classic	11/22-23/99	3	69-67-72=208	-8	1st/24	23-0
Waikoloa Intercollegiate	2/17-19/00	3	68-69-71=208	-6	11st/120	119-0
San Juan Shootout	2/27-29/00	3	73-68-71=212	-4	14th/74	70-3
Las Vegas Intercollegiate	3/10-12/00	3	70-74-67=211	-5	17th/75	68-6
U.S. Collegiate Championship	4/7-9/00	3	73-71-67=211	-5	17th/60	53-6
Atlantic Coast Conference Championship	6/6/2000	3	71-73-69=213	-3	14th/45	41-3
NCAA East Regional	5/18-20/00	3	74-73-73=220	+7	114th/141	127-13
NCAA Championship	5/31-6/3/00	4	67-70-72-74=283	-5	120th/156	136-19
SEASON TOTALS		34	2402 Avg. 70.65	-1		862-76

HISTORY

ALL-TIME GREATS

CHRISTO LAMPRECHT • GEORGE, SOUTH AFRICA

Career Honors and Statistics

Byron Nelson Award winner	2024
Finalist - Ben Hogan Award, Fred Haskins Award, Jack Nicklaus Award	2024
ACC Player of the Year	2024
GTAA Male Athlete of the Year	2024
GCAA All-American	2022 (hm), 2023 (1st), 2024 (1st)
Golfweek All-American	2022 (3rd), 2023 (1st), 2024 (1st)
All-Atlantic Coast Conference	2022, 2023, 2024
GCAA All-East Region	2021, 2022, 2023, 2024
The Amateur Champion	2023
Low amateur - The Open Championship	2023
Inverness Intercollegiate champion	2022
OFCC/Fighting Illini Invitational champion	2023
Ben Hogan Collegiate Invitational Champion	2023
Member International team at Arnold Palmer Cup	2022, 2023
Member South African team at World Amateur Team Championship	2022, 2023
GCAA All-America Scholar	2022, 2023, 2024
ACC Scholar-Athlete of the Year	2024
ACC All-Academic team	2022, 2024

Season	Rounds	Lo54	LoRnd	Par/-	Events	Top1	Top5	Top10	W-L	WLPct	Avg
2020-21	28	209	65	17	9	-	3	4	638-161	.798	71.57
2021-22	37	194	63	28	12	-	4	6	883-180	.831	70.22
2022-23	34	202	62	25	11	1	5	8	870-138	.863	69.44
2023-24	31	202	65	26	12	2	4	6	829-89	.903	69.16
Totals	130	194	62	96	44	3	16	24	3220-568	.850	70.0

Career Tournament Results

2020-21	Date	Rounds	Scores	Par	Rank	W-L
Southwestern Invitational	1/25-27/2021	3	72-75-80=227	+11	132nd/66	34-31
Amer Ari Invitational	2/2-4/2021	3	69-74-74=217	+1	17th/51	34-16
Wyoming Desert Intercollegiate	2/19-21/2021	3	70-74-68=212	-4	16th/120	114-5
Linger Longer Invitational	3/12-14/2021	3	71-71-68=210	-6	15th/87	82-4
The Goodwin	3/25-27/2021	3	75-75-65=215	+5	143rd/146	103-42
Calusa Cup	4/4-6/2021	3	74-69-70=213	-3	13rd/47	44-2
Atlantic Coast Conference Championship	4/23-26/2021	3	69-72-70=211	+1	115th/60	45-14
NCAA Tallahassee Regional	5/17-19/2021	3	68-71-70=209	-7	15th/75	70-4
NCAA Championship (stroke play)	5/28-31/2021	4	69-75-76-70=290	+10	144th/156	112-43
SEASON TOTALS	28	204	Avg. 71.57	E	638-161	

2021-22	Date	Rounds	Scores	Par	Rank	W-L
Maui Jim Intercollegiate	9/10-12/2021	3	65-63-66=194	-16	2nd/90	88-1
Windon Memorial Classic	9/27-28/2021	3	68-71-71=210	-3	110th/84	74-9
Hampsons Intercollegiate	10/4-5/2021	3	75-73-71=219	+3	114th/72	58-13
Golf Club of Georgia Collegiate	10/22-24/2021	3	70-71-72=213	-3	123rd/75	52-22
Amer Ari Intercollegiate	2/3-5/2022	3	67-72-73=212	-4	142nd/115	73-41
Watersound Invitational	2/20-22/2022	3	71-73-73=217	+1	123rd/72	49-22
Southern Highlands Collegiate	2/27-31/2022	3	65-71-69=205	-11	12nd/84	82-1
The Goodwin	3/24-26/2022	3	68-67-68=203	-7	18th/147	139-7
The Calusa Cup	4/3-5/2022	3	70-72-72=214	-2	14th/45	41-3
Atlantic Coast Conference Championship	4/22-25/2022	3	71-66-68=205	-11	13rd/60	57-2
NCAA Columbus Regional	5/16-18/2022	3	78-68-71=217	+4	129th/75	46-28
NCAA Championship Stroke Play	5/27-30/2022	4	73-71-70-75=289	+9	132nd/156	124-31
SEASON TOTALS	37	2598	Avg. 70.22	-1	883-180	

2022-23	Date	Rounds	Scores	Par	Rank	W-L
Maui Jim Intercollegiate	9/9-11/2022	3	75-69-65=209	-1	144th/90	46-43
Inverness Intercollegiate	9/26-27/2022	3	67-67-72=206	-7	1st/84	83-0
Ben Hogan Collegiate Invitational	10/3-4/2022	3	69-76-67=212	+2	127th/80	53-26
Golf Club of Georgia Collegiate	10/21-23/2022	3	70-69-72=211	-3	110th/75	65-9
Watersound Invitational	2/19-21/2023	3	69-65-69=203	-13	12nd/69	67-1
Southern Highlands Collegiate	2/26-28/2023	3	67-77-65=209	-7	19th/84	75-8
Linger Longer Invitational	3/19-21/2023	3	73-68-67=208	-8	2nd/91	89-1
The Goodwin	3/30-4/1/2023	3	69-67-67=203	-7	2nd/155	153-1
Atlantic Coast Conference Championship	4/21-24/2023	3	69-73-70=212	-4	19th/60	51-8
NCAA Salem Regional	5/15-17/2023	3	71-62-69=202	-14	13rd/75	72-2
NCAA Championship - Stroke Play	5/26-29/2023	4	73-73-74-66=286	+6	140th/156	116-39
SEASON TOTALS	34	2361	Avg. 69.44	-2	870-138	

2023-24	Date	Rounds	Scores	Par	Rank	W-L
OFCC/Fighting Illini Invitational	9/15-17/2023	2	65-66=131	-9	1st/81	80-0
Ben Hogan Collegiate Invitational	10/2-3/2023	3	68-69-66=203	-7	11st/75	74-0
Golf Club of Georgia Collegiate Inv.	10/15/2023	3	71-76-65=212	-4	114th/75	61-13
East Lake Cup - Stroke Play	10/30/2023	1		E	18th/20	12-7
Amer Ari Intercollegiate	2/8-10/2024	3	69-67-66=202	-14	114th/124	110-13
Watersound Invitational	2/19-21/2024	3	71-65-71=207	-9	12nd/75	73-1
RE Lamkin Invitational	3/4-5/2024	3	71-70-69=210	-6	19th/95	86-8
Linger Longer Invitational	3/17-19/2024	3	73-72-67=212	-4	116th/81	65-15
The Goodwin	3/28-30/2024	3	71-70-69=210	-6	111th/168	157-10
Atlantic Coast Conference Championship	4/19-22/2024	3	67-69-71=207	-6	13rd/60	57-2
NCAA Chapel Hill Regional	5/13-15/2024	3	71-71-66=208	-2	121st/75	54-20
NCAA Championship	5/24-29/2024	4	70-inj-inj-inj=70	-2	0th/156	0-0
SEASON TOTALS	31	2144	Avg. 69.16	-2	829-89	

KEVIN LARSEN • SANTA BARBARA, CALIF.

Career Honors and Statistics

GCAA All-American	2006 (3rd)
GCAA All-America Scholar	2006, 2007
All-Atlantic Coast Conference	2006
Academic All-ACC	2006, 2007

Season	Rounds	Lo54	LoRnd	Par/-	Events	Top1	Top5	Top10	W-L	WLPct	Avg
2003-04	36	208	67	12	12	-	-	1	533-510	.511	74.19
2004-05	28	212	69	6	9	-	-	1	436-428	.505	74.79
2005-06	36	205	66	18	12	-	3	5	727-206	.779	72.36
2006-07	34	212	67	13	11	-	-	-	405-452	.473	73.53
Totals	134	205	66	49	44	-	3	7	2101-1596	.568	73.66

Career Tournament Results

2003-04	Date	Rounds	Scores	Par	Rank	W-L
PING/Golfweek Preview Invitational	09/23/2003	2	77-71=148	+8	138th/75	37-37
Carpet Capital Collegiate	10/05/2003	3	73-70-72=215	-1	112th/89	77-11
Jerry Pate National Intercollegiate	10/14/2003	3	68-73-67=208	-5	117th/60	43-16
Gary Koch/Cleveland Golf Intercollegiate	10/21/2003	3	67-70-76=213	-3	19th/78	69-8
TaylorMade/Waikoloa Intercollegiate	02/13/2004	3	70-73-69=212	-4	114th/105	91-13
Puerto Rico Classic	02/24/2004	3	71-74-74=219	+3	124th/88	64-23
Southern Highlands Collegiate	03/14/2004	3	74-79-80=233	+17	70th/77	7-69
Western Intercollegiate	03/23/2004	3	77-78-78=233	+23	174th/78	4-73
Atlanta Intercollegiate	03/30/2004	3	76-76-71=223	+7	40th/64	24-39
ACC Men's Golf Championships	04/18/2004	3	75-78-72=225	+9	37th/44	7-36
NCAA East Regional	05/22/2004	3	80-80-74=234	+24	111th/141	30-110
NCAA Championship	06/04/2004	4	82-69-78-79=308	+28	176th/156	80-75
SEASON TOTALS	36	2671	Avg. 74.19	+3	533-510	

2004-05	Date	Rounds	Scores	Par	Rank	W-L
Carpet Capital Collegiate	11/7/2004	3	76-74-70=220	+4	16th/88	82-5
TaylorMade/Waikoloa Intercollegiate	02/12/2005	3	69-71-72=212	-4	154th/109	55-53
Puerto Rico Classic	03/01/2005	3	71-75-77=223	+7	143rd/90	47-42
Southern Highlands Collegiate Champs	03/13/2005	3	79-71-74=224	+8	135th/80	45-34
Oregon Duck Invitational	03/22/2005	3	74-77-75=226	+10	155th/90	35-54
Hooties at Bulls Bay Intercollegiate	03/29/2005	3	82-81-76=239	+23	171st/95	4-70
ACC Championship	04/17/2005	3	78-73-75=226	+10	124th/50	26-23
NCAA East Regional	05/21/2005	3	72-75-75=222	+9	162nd/141	59-81
NCAA Championship	06/04/2005	4	77-74-74-77=302	+22	167th/150	83-66
SEASON TOTALS	28	2094	Avg. 74.79	+3	436-428	

2005-06	Date	Rounds	Scores	Par	Rank	W-L
PING/Golfweek Preview Invitational	09/28/2005	3	71-71-71=213	-3	19th/75	66-8
Jerry Pate National Intercollegiate	10/11/2005	3	67-72-69=208	-5	17th/60	53-6
Islsworth-UCF Collegiate Invitational	10/25/2005	3	71-73-74=218	+2	13rd/90	87-2
Carpet Capital Collegiate	11/06/2005	3	73-72-72=218	+5	15th/90	85-4
UH Hilo Intercollegiate	02/10/2006	3	67-70-68=205	-8	4th/105	101-3
Puerto Rico Classic	02/28/2006	3	73-76-76=225	+9	159th/90	31-58
Southern Highlands Collegiate	03/12/2006	3	72-78-81=231	+15	136th/79	43-35
Morris Williams Intercollegiate	04/04/2006	3	73-74-74=221	+5	136th/91	55-35
The United States Intercollegiate	04/11/2006	3	78-72-74=224	+8	131st/69	38-30
ACC Men's Championship	04/23/2006	3	73-67-72=212	-4	112th/54	42-11
NCAA Central Regional	05/20/2006	3	69-78-70=217	+4	115th/141	126-14
NCAA Championship	06/03/2006	4	76-71-73-0=220	+4	0th/156	0-0
SEASON TOTALS	36	2605	Avg. 72.36	+1	727-206	

**through 54 holes (Tech missed cut)*

2006-07	Date	Rounds	Scores	Par	Rank	W-L
Carpet Capital Collegiate	09/17/2006	3	69-72-78=219	+3	144th/90	46-43
Olympia Fields/Fighting Illini Invit.	09/25/2006	3	71-75-75=221	+5	120th/60	40-19
PING/Golfweek Preview Invitational	10/04/2006	3	75-76-67=218	+8	144th/75	31-43
Western Refining College All-America	11/21/2006	3	72-69-71=212	-1	117th/28	11-16
UH Hilo Intercollegiate	02/09/2007	3	71-69-73=213	+3	159th/94	35-58
Puerto Rico Classic	02/27/2007	3	75-75-71=221	+5	139th/90	51-38
Southern Highlands Collegiate	03/11/2007	3	71-84-78=233	+17	163rd/79	16-62
United States Collegiate Championship	04/11/2007	3	72-77-77=226	+10	124th/76	52-23
ACC Championship	04/22/2007	3	74-72-72=218	+2	119th/54	35-18
NCAA East Regional	05/19/2007	3	74-76-76=226	+10	166th/141	75-65
NCAA Championship	06/02/2007	4	75-70-74-74=293	+13	168th/81	13-67
SEASON TOTALS	34	2500	Avg. 73.53	+2	405-452	

ALL-TIME GREATS

TROY MATTESON • AUSTIN, TEXAS

Career Honors and Statistics

NCAA Champion	2002
GCAA All-American	2001 (3rd), 2002 (1st), 2003 (1st)
All-Atlantic Coast Conference	2001, 2002, 2003
Arnold Palmer Award	2002
Byron Nelson Award	2003
GCAA All-America Scholar	2002, 2003
ACC Academic Honor Roll	1999, 2000, 2001
Georgia Tech Hall of Fame	2013

Season	Rounds	Lo54	LoRnd	Par/-	Events	Top1	Top5	Top10	W-L	WLPct	Avg
1999-00	33	209	64	14	11	-	1	1	713-291	.710	72.70
2000-01	33	210	64	15	11	-	1	2	739-236	.758	72.45
2001-02	37	205	65	21	12	4	6	7	852-168	.835	71.41
2002-03	36	201	64	21	12	2	4	6	983-138	.877	71.22
Totals	139	201	64	71	46	6	12	16	3287-833	.798	71.91

Career Tournament Results

1999-2000	Date	Rounds	Scores	Par	Rank	W-L
PING/Golfweek Preview Invitational	9/19-21/99	3	72-75-73=220	+4	126th/90	64-25
Carpet Capital Collegiate	10/1-3/99	3	70-76-70=216	E	117th/75	58-16
Iron Duke Golf Classic	10/17-18/99	2	74-75=149	+5	115th/90	75-14
Golf World/Palmetto Dunes Invitational	11/5-7/99	3	76-68-75=219	+3	155th/89	34-54
Waikoloa Intercollegiate	2/17-19/00	3	74-71-77=222	+8	139th/120	81-38
San Juan Shootout	2/27-29/00	3	75-71-74=220	+4	129th/74	45-28
Las Vegas Intercollegiate	3/10-12/00	3	67-72-74=213	-3	117th/75	58-16
U.S. Collegiate Championship	4/7-9/00	3	75-64-70=209	-7	15th/60	55-4
Atlantic Coast Conference Championship	6/6/2000	3	72-73-73=218	+2	13th/45	32-12
NCAA East Regional	5/18-20/00	3	81-75-72=228	+15	156th/141	85-55
NCAA Championship	5/31-6/3/00	4	73-71-72-69=285	-3	130th/156	126-29
SEASON TOTALS	5/31-6/3/00	33	2399 Avg. 72.70	+1	-	713-291

2000-01	Date	Rounds	Scores	Par	Rank	W-L
Carpet Capital Collegiate	10/6/00	3	77-69-78=224	+8	131st/80	49-30
Jerry Pate Intercollegiate	10/16-17/00	3	76-64-72=212	-1	115th/60	45-14
Golf World Invitational	11/3-5/00	3	70-68-75=213	-3	128th/90	62-27
TaylorMade/Waikoloa Intercollegiate	2/15-17/01	3	75-78-72=225	+9	119th/120	107-12
Puerto Rico Classic	2/25-27/01	3	75-71-73=219	+3	115th/75	60-14
Las Vegas Intercollegiate	3/9-11/01	3	72-72-66=210	-6	2nd/75	73-1
Morris Williams Intercollegiate	3/26/01	2	75-75=150	+6	137th/84	47-36
Ford U.S. Collegiate Championships	4/4-6/01	3	74-72-73=219	+3	120th/60	40-19
Atlantic Coast Conference Championship	4/20-22/01	3	70-74-71=215	-1	110th/45	35-9
NCAA East Regional	5/17-19/01	3	73-69-73=215	-1	149th/141	92-48
NCAA Championship	5/30-6/2/01	4	74-76-69-70=289	+1	127th/156	129-26
SEASON TOTALS	5/30-6/2/01	33	2391 Avg. 72.45	+1	-	739-236

2001-02	Date	Rounds	Scores	Par	Rank	W-L
PING/Golfweek Preview Invitational	09/30/2001	3	75-72-72=219	+6	119th/75	56-18
Carpet Capital Collegiate	10/07/2001	3	68-69-76=213	-3	13rd/75	72-2
Jerry Pate National Intercollegiate	10/16/2001	3	70-69-74=213	E	17th/60	53-6
Long Cove Invitational	11/11/2001	3	76-68-67=211	-2	12nd/75	73-1
Savane College All-American Classic	11/20/2001	3	70-75-70=215	+2	117th/63	46-16
TaylorMade/Waikoloa Intercollegiate	02/15/2002	3	67-70-73=210	-6	1st/120	119-0
Puerto Rico Classic	02/26/2002	3	69-65-71=205	-11	1st/75	74-0
Callaway Golf Las Vegas Collegiate	03/10/2002	3	70-69-69=208	-8	11th/84	83-0
PING/US Collegiate Championships	04/07/2002	3	74-75-78=227	+11	145th/63	18-44
ACC Championship	04/21/2002	3	69-77-72=218	+2	123rd/45	22-22
NCAA East Regional	05/18/2002	3	73-76-78=227	+11	160th/141	81-59
NCAA Championships	06/01/2002	4	73-66-70-67=276	-8	1st/156	155-0
SEASON TOTALS	06/01/2002	37	2642 Avg. 71.41	E	-	852-168

2002-03	Date	Rounds	Scores	Par	Rank	W-L
Carpet Capital Collegiate	09/29/2002	3	72-64-69=205	-11	11st/89	88-0
PING/Golfweek Preview	10/08/2002	3	73-76-72=221	+5	110th/75	65-9
Jerry Pate National Intercollegiate	10/14/2002	2	71-69=140	-2	112th/60	48-11
Nelson Invitational	10/27/2002	3	71-72-73=216	+3	123rd/94	71-22
TaylorMade/Waikoloa Intercollegiate	02/14/2003	3	73-69-69=211	-3	111th/125	114-10
Puerto Rico Classic	02/25/2003	3	73-71-70=214	-2	13rd/90	87-2
Toyota Collegiate Championship	03/09/2003	3	71-73-72=216	E	122nd/78	56-21
Morris Williams Intercollegiate	03/18/2003	3	73-74-68=215	-1	117th/90	73-16
Cleveland Golf/Augusta State Invit.	04/06/2003	3	71-68-68=207	-9	18th/90	82-7
ACC Championship	04/20/2003	3	74-67-73=214	-2	13rd/45	42-2
NCAA East Regional	05/17/2003	3	68-67-66=201	-15	1st/141	140-0
NCAA Championships	05/30/2003	4	78-74-77-75=304	+16	139th/156	117-38
SEASON TOTALS	05/30/2003	36	2564 Avg. 71.22	-1	-	983-138

BILL McDONALD • DALTON, GA.

Career Honors and Statistics

GCAA All-American	1985 (HM), 1988 (HM)
All-Atlantic Coast Conference	1985
Georgia Tech Hall of Fame	1995

Season	Rounds	Lo54	LoRnd	Par/-	Events	Top1	Top5	Top10	W-L	WLPct	Avg
1984-85	37	208	67	13	12	3	4	6	865-122	.876	73.16
1985-86	32	146	68	9	11	1	2	3	702-396	.639	74.75
1986-87	17	215	68	6	6	-	-	2	497-140	.780	73.59
1987-88	36	213	68	16	12	-	1	2	813-127	.865	73.61
Totals	122	146	67	44	41	4	7	13	2877-785	.786	73.77

Career Tournament Results

1984-85	Date	Rounds	Scores	Par	Rank	W-L
McGregor Invitational	10/5-7/1984	3	76-75-76=227	+11	0th/120	0-0
John Ryan Memorial	10/18-20/1984	3	67-69-72=208	-5	1st/120	119-0
Dixie Intercollegiate	11/2-4/1984	3	77-72-70=219	+3	110th/140	130-9
Gator Bowl Invitational	12/17-19/1984	3	74-72-75=221	+7	1st/80	79-0
Tampa Winter Collegiate Invitational	1/26-28/1985	3	80-71-74=225	+9	16th/123	107-15
Florida Southern/ImperialLakes Classic	3/1-3/1985	3	73-73-78=224	+8	0th/105	0-0
Iron Duke Classic	3/29-31/1985	3	73-68-71=212	-1	1st/120	119-0
Furman Intercollegiate	4/4-6/1985	3	71-80-76=227	+11	0th/122	0-0
Atlantic Coast Conference Championship	4/19-21/1985	3	68-69-73=210	-6	3rd/40	37-2
Chris Schenkel Intercollegiate	4/26-28/1985	3	76-69-73=218	+2	136th/90	54-35
Southern Intercollegiate Championship	5/2-4/1985	3	76-68-71=215	-1	19th/100	91-8
NCAA Championship	5/22-25/1985	4	74-76-76-75=301	+13	154th/183	129-53
SEASON TOTALS	5/22-25/1985	37	2707 Avg. 73.16	+1	-	865-122

1985-86	Date	Rounds	Scores	Par	Rank	W-L
Honda Fall Collegiate	9/5-7/1985	3	72-78-74=224	+8	0th/90	0-0
Grandfather Mountain Invitational	9/27-29/1985	3	83-78-81=242	+26	170th/96	26-69
John Ryan Memorial	10/11-12/1985	2	80-75=155	+13	190th/161	71-89
Miami/Doral Park National Collegiate	2/7-9/86	3	74-74-80=228	+12	122nd/90	68-21
ImperialLakes Classic	2/28-3/1/1986	3	72-74-74=220	+4	124th/105	81-23
Iron Duke Classic	3/28-30/1986	3	69-68-71=208	-5	1st/120	119-0
Furman Intercollegiate	4/3-5/1986	3	77-68-77=222	+6	129th/115	86-28
Atlantic Coast Conference Championship	4/18-20/1986	3	73-72-71=216	E	16th/40	34-5
Chris Schenkel Intercollegiate	4/25-27/1986	3	75-73-73=221	+5	152nd/90	38-51
NCAA Championship	5/28-31/1986	4	80-79-75-76=310	+22	1109th/183	74-108
SEASON TOTALS	5/28-31/1986	32	2392 Avg. 74.75	+3	-	702-396

1986-87	Date	Rounds	Scores	Par	Rank	W-L
John Ryan Memorial	10/1986	2	72-78=150	+8	121st/144	123-20
Furman Intercollegiate	4/2-4/1987	2	72-76=148	+4	18th/114	106-7
Atlantic Coast Conference Championship	4/17-19/1987	3	72-70-74=216	E	16th/40	34-5
Chris Schenkel Intercollegiate	4/24-26/1987	3	73-71-71=215	-1	112th/90	78-11
Oak Tree Intercollegiate	5/29-30/1987	3	75-68-76=219	+9	140th/72	32-39
NCAA Championship	6/10-13/1987	4	75-76-75-77=303	+15	159th/183	124-58
SEASON TOTALS	6/10-13/1987	17	1251 Avg. 73.59	+2	-	497-140

1987-88	Date	Rounds	Scores	Par	Rank	W-L
Guilford Invitational	9/21-22/1987	2	75-73=148	+4	110th/90	80-9
Southwestern Intercollegiate	10/5-7/1987	3	76-76-77=229	+13	0th/120	0-0
Southern Intercollegiate Fall Classic	11/7-8/1987	3	78-70-72=220	+4	114th/45	31-13
Golf World/Palmetto Dunes Collegiate	11/1987	3	71-77-72=220	+4	0th/85	0-0
Bill Bell Memorial Classic	1/25-26/1988	3	76-71-74=221	+5	113th/83	70-12
Miami/Doral Park National Collegiate	2/5-7/1988	3	69-77-78=224	+8	116th/90	74-15
Florida Southern/ImperialLakes Classic	3/4-6/1988	3	72-71-70=213	-3	113th/105	92-12
Iron Duke Classic	3/25-27/1988	3	71-77-78=226	+10	120th/120	100-19
Furman Intercollegiate	3/31-4/2/1988	3	77-71-72=220	+4	113th/104	91-12
Atlantic Coast Conference Championship	4/15-17/1988	3	73-77-75=225	+15	113th/40	27-12
Chris Schenkel Invitational	4/22-24/1988	3	74-71-72=217	+1	123rd/90	67-22
NCAA Championship	5/25-28/1988	4	77-68-69-73=287	+3	12nd/183	181-1
SEASON TOTALS	5/25-28/1988	36	2650 Avg. 73.61	+2	-	813-127

ALL-TIME GREATS

BOB McDONNELL • ORMOND BEACH, FLA.

Career Honors and Statistics

GCAA All-American	1985 (3rd)
All-Atlantic Coast Conference	1985
ACC Champion	1985
ACC Academic Honor Roll	1984
Georgia Tech Hall of Fame	1993

Season	Rounds	Lo54	LoRnd	Par/-	Events	Top1	Top5	Top10	W-L	WLPct	Avg
1982-83	18	221	68	5	6	-	1	2	442-126	.778	74.11
1983-84	30	206	67	8	10	-	2	3	390-190	.672	74.37
1984-85	40	205	67	16	13	2	2	3	843-153	.846	73.23
1985-86	32	145	70	13	11	1	2	3	851-217	.797	73.50
Totals	120	145	67	42	40	3	7	11	2526-686	.786	73.72

Career Tournament Results

1982-83	Date	Rounds	Scores	Par	Rank	W-L
Gator Invitational	Spring 1983	3	71-74-76=221	+5	154th/95	41-53
Seminole Invitational	Spring 1983	3	72-76-75=223	+7	113th/105	92-12
Central Florida Invitational	Spring 1983	4	73-72-77-73=295	+7	3rd/144	141-2
Junior-Senior Championship	Spring 1983	2	68-76=144	E	17th/130	123-6
Tar Heel Invitational	Spring 1983	3	79-70-74=223	+7	128th/60	32-27
Atlantic Coast Conference Championship	4/15-17/1983	3	79-74-75=228	+12	127th/40	13-26
SEASON TOTALS		18	1334 Avg. 74.11	+2		442-126

1983-84	Date	Rounds	Scores	Par	Rank	W-L
John Ryan Memorial	10/13-15/1983	3	81-78-72=231	+18	0th/120	0-0
Hall of Fame Winter College Invitational	1/28-30/1984	3	75-72-73=220	+4	15th/105	100-4
Gator Bowl Invitational	2/17-19/1984	3	67-72-67=206	-10	3rd/105	102-2
Imperial Lakes/Florida Southern Classic	3/2-4/1984	3	77-76-69=222	+6	150th/105	55-49
Iron Duke Classic	3/23-25/1984	3	79-77-73=229	+16	0th/120	0-0
Furman Intercollegiate	4/5-7/1984	3	77-77-73=227	+11	0th/105	0-0
Tar Heel Invitational	4/13-15/1984	3	73-77-72=222	+6	124th/66	42-23
Atlantic Coast Conference Championship	4/20-22/1984	3	68-76-80=224	+8	17th/40	33-6
Chris Schenkel Intercollegiate	4/27-29/1984	3	75-80-71=226	+10	158th/90	32-57
Southern Intercollegiate Classic	5/17-19/1984	3	73-76-75=224	+8	150th/76	26-49
SEASON TOTALS		30	2231 Avg. 74.37	+3		390-190

1984-85	Date	Rounds	Scores	Par	Rank	W-L
Augusta College Forest Hills Inv.	9/28-30/1984	3	75-76-74=225	+9	119th/90	71-18
McGregor Invitational	10/5-7/1984	3	79-72-75=226	+10	0th/120	0-0
John Ryan Memorial	10/18-20/1984	3	74-72-70=216	+3	113th/120	107-12
Dixie Intercollegiate	11/2-4/1984	3	72-75-74=221	+5	16th/140	124-15
Gator Bowl Invitational	12/17-19/1984	3	69-81-80=230	+16	0th/80	0-0
Tampa Winter Collegiate Invitational	1/26-28/1985	3	82-74-74=230	+14	0th/123	0-0
Florida Southern/Imperial Lakes Classic	3/1-3/1985	3	69-74-70=213	-3	0th/105	0-0
Iron Duke Classic	3/29-31/1985	3	72-74-73=219	+6	114th/120	106-13
Furman Intercollegiate	4/4-6/1985	3	74-76-70=220	+4	17th/122	115-6
Atlantic Coast Conference Championship	4/19-21/1985	3	68-69-68=205	-11	1st/40	39-0
Chris Schenkel Intercollegiate	4/26-28/1985	3	72-71-70=213	-3	117th/90	73-16
Southern Intercollegiate Championship	5/2-4/1985	3	70-67-69=206	-10	1st/100	99-0
NCAA Championship	5/22-25/1985	4	77-73-77-78=305	+17	174th/183	109-73
SEASON TOTALS		40	2929 Avg. 73.23	+1		843-153

1985-86	Date	Rounds	Scores	Par	Rank	W-L
Honda Fall Collegiate	9/5-7/1985	3	75-71-75=221	+5	116th/90	74-15
Grandfather Mountain Invitational	9/27-29/1985	3	80-78-82=240	+24	161st/96	35-60
John Ryan Memorial	10/11-12/1985	2	74-73=147	+5	126th/161	135-25
Miami/Doral Park National Collegiate	2/7-9/86	3	71-70-70=211	-5	1st/90	89-0
Imperial Lakes Classic	2/28-3/1/1986	3	74-73-71=218	+2	115th/105	90-14
Iron Duke Classic	3/28-30/1986	3	73-71-78=222	+9	0th/120	0-0
Furman Intercollegiate	4/3-5/1986	3	73-74-71=218	+2	119th/115	96-18
Atlantic Coast Conference Championship	4/18-20/1986	3	74-72-72=218	+2	10th/40	30-9
Chris Schenkel Intercollegiate	4/25-27/1986	3	74-74-70=218	+2	139th/90	51-38
NCAA Championship	5/28-31/1986	4	77-72-74-71=294	+6	138th/183	145-37
SEASON TOTALS		32	2352 Avg. 73.50	+2		851-217

KRIS MIKKELSEN • WOODSTOCK, GA.

Career Honors and Statistics

GCAA All-American	2001 (HM), 2002 (2nd)
All-Atlantic Coast Conference	2002
GCAA All-America Scholar	2001, 2002
ACC Academic Honor Roll	1999, 2000, 2001, 2002
U.S.-Japan Matches	2002

Season	Rounds	Lo54	LoRnd	Par/-	Events	Top1	Top5	Top10	W-L	WLPct	Avg
1998-99	21	208	68	12	7	-	2	2	430-172	.714	73.24
1999-00	8	214	69	4	3	-	-	1	179-57	.758	72.88
2000-01	35	212	66	15	12	-	1	4	647-407	.614	73.54
2001-02	37	211	67	17	12	-	-	6	840-180	.824	72.11
Totals	101	208	66	48	34	-	3	13	2096-816	.720	72.90

Career Tournament Results

1998-99	Date	Rounds	Scores	Par	Rank	W-L
Duke Golf Classic	10/18-19/98	3	75-72-76=223	+7	133rd/81	48-32
Golf World/Palmetto Dunes Invitational	11/6-8/98	3	72-70-70=212	-4	12nd/90	88-1
Taylor Made/Red River Classic	6/6/2014	3	75-72-70=217	+1	144th/83	39-43
Waikoloa Intercollegiate	2/11-13/99	3	70-85-75=230	+16	121st/115	94-20
Puerto Rico Challenge	2/21-23/99	3	70-70-68=208	-8	5th/90	85-4
Golf Digest Intercollegiate	3/12-14/99	3	76-69-71=216	E	112th/75	63-11
Chris Schenkel/E-Z-Go Invitational	3/27-28/99	3	79-78-75=232	+16	162nd/75	13-61
SEASON TOTALS		21	1538 Avg. 73.24	+1		430-172

1999-2000	Date	Rounds	Scores	Par	Rank	W-L
Carpet Capital Collegiate	10/1-3/99	3	72-72-73=217	+1	121st/75	54-20
Iron Duke Golf Classic	10/17-18/99	2	78-74=152	+8	131st/90	59-30
San Juan Shootout	2/27-29/00	3	72-73-69=214	-2	18th/74	66-7
SEASON TOTALS		8	583 Avg. 72.88	+1		179-57

2000-01	Date	Rounds	Scores	Par	Rank	W-L
PING/Golfweek Preview Invitational	9/25-26/00	2	79-79=158	+14	171st/80	9-70
Carpet Capital Collegiate	10/6/00	3	73-70-79=222	+6	123rd/80	57-22
Jerry Pate Intercollegiate	10/16-17/00	3	74-74-72=220	+7	133rd/60	27-32
Golf World Invitational	11/3-5/00	3	70-68-74=212	-4	124th/90	66-23
Taylor Made/Waikoloa Intercollegiate	2/15-17/01	3	87-81-75=243	+27	196th/120	24-95
Puerto Rico Classic	2/25-27/01	3	80-72-70=222	+6	128th/75	47-27
Las Vegas Intercollegiate	3/9-11/01	3	74-69-70=213	-3	16th/75	69-5
Morris Williams Intercollegiate	3/26/01	2	70-73=143	-1	19th/84	75-8
Ford U.S. Collegiate Championships	4/4-6/01	3	73-74-79=226	+10	44th/60	16-43
Atlantic Coast Conference Championship	4/20-22/01	3	69-73-71=213	-3	16th/45	39-5
NCAA East Regional	5/17-19/01	3	75-72-74=221	+5	175th/141	66-74
NCAA Championship	5/30-6/2/01	4	66-72-72-71=281	-7	14th/156	152-3
SEASON TOTALS		35	2574 Avg. 73.54	+2		647-407

2001-02	Date	Rounds	Scores	Par	Rank	W-L
PING/Golfweek Preview Invitational	09/30/2001	3	73-74-77=224	+11	143rd/75	32-42
Carpet Capital Collegiate	10/07/2001	3	72-70-75=217	+1	111th/75	64-10
Jerry Pate National Intercollegiate	10/16/2001	3	69-72-73=214	+1	110th/60	50-9
Long Cove Invitational	11/11/2001	3	76-68-70=214	+1	19th/75	66-8
Savane College All-American Classic	11/20/2001	3	69-73-73=215	+2	117th/63	46-16
Taylor Made/Waikoloa Intercollegiate	02/15/2002	3	71-72-74=217	+1	19th/120	111-8
Puerto Rico Classic	02/26/2002	3	67-73-73=213	-3	17th/75	68-6
Callaway Golf Las Vegas Collegiate	03/10/2002	3	71-74-71=216	E	110th/84	74-9
PING/US Collegiate Championships	04/07/2002	3	72-74-74=220	+4	116th/63	47-15
ACC Championship	04/21/2002	3	67-74-70=211	-5	19th/45	36-8
NCAA East Regional	05/18/2002	3	73-74-74=221	+5	118th/141	123-17
NCAA Championships	06/01/2002	4	70-74-71-71=286	+2	133rd/156	123-32
SEASON TOTALS		37	2668 Avg. 72.11	+1		840-180

HISTORY

ALL-TIME GREATS

LARRY MIZE • AUGUSTA, GA.

Career Honors and Statistics

NCAA Championship individual participant	1978
Team captain	1978, 1879
Masters champion	1987
Georgia Tech Hall of Fame	1992
Georgia Sports Hall of Fame	2005

Season	Rounds	Lo54	LoRnd	Par/-	Events	Top1	Top5	Top10	W-L	WLPct	Avg
1976-77	16	222	72	-	7	-	-	-	-	-	75.00
1977-78	29	215	68	-	10	-	-	-	-	-	75.00
1978-79	17	216	71	-	6	-	-	-	-	-	74.47
Totals	62	215	68	-	23	-	-	-	-	-	74.85

Career Tournament Results

1976-77	Date	Rounds	Scores	Par	Rank	W-L
FSU Invitational	3/4-6/1977	2	78-75=153	-		
Furman Invitational	3/24-26/1977	3	74-75-73=222	-		
Junior-Senior Invitational	4/8-10/1977	3	73-73-77=223	-		
Chris Schenkel Invitational	4/22-24/1977	3	78-77-73=228	-		
Georgia State	5/3/1977	1	73	-		
Governor's Cup	5/7/1977	1	81	-		
Metro 7 Championship	5/13-15/1977	3	72-73-75=220	-		
SEASON TOTALS		16	1200 Avg. 75.00			

1977-78	Date	Rounds	Scores	Par	Rank	W-L
River City Intercollegiate	10/7-9/1977	3	71-78-79=228	-		
Dixie Intercollegiate	11/19/77	3	216	-		
Gator Invitational	2/10-12/1978	3	71-72-74=217	-		
Seminole Invitational	2/24-26/1977	3	77-78-79=234	-		
Furman Invitational	3/23-25/1978	2	71-78=149	-		
Junior-Senior Invitational	4/7-9/1978	3	72-69-74=215	-		
Chris Schenkel Invitational	4/21-23/1978	3	77-77-76=230	-		
Southern Intercollegiate	4/27-29/1978	3	82-68-72=222	-		
Metro 7 Championship	5/12-14/1978	3	76-74-77=227	-	112/34	21-11
NCAA Championship	6/7-10/1978	3	77-79-81=237	-	1171/182	8-170
SEASON TOTALS		29	2175 Avg. 75.00			

1978-79	Date	Rounds	Scores	Par	Rank	W-L
Gator Invitational	2/16-18/1979	3	71-74-73=218	-	125/110	85-24
Seminole Invitational	3/2-4/1979	3	73-78-72=223	-		
Furman Invitational	3/22-24/1979	2	81-79=160	-		
Junior-Senior Invitational	3/30-4/1/1979	3	73-72-71=216	-		
Atlantic Coast Conference Championship	4/17-19/1979	3	79-74-75=228	-		
Chris Schenkel Invitational	4/27-29/1979	3	75-75-76=221	-		
SEASON TOTALS		17	1266 Avg. 74.47			

BRYCE MOLDER • CONWAY, ARK.

Career Honors and Statistics

GCAA All-American	1998 (1st), 1999 (1st), 2000 (1st), 2001 (1st)
Fred Haskins Player of the Year	2001
Jack Nicklaus Player of the Year	1998, 2001
Golfweek Collegiate Player of the Year	2001
Dave Williams Award Recipient	2001
All-Atlantic Coast Conference	1998, 1999, 2000, 2001
ACC Player of the Year	1999, 2000, 2001
ACC Rookie of the Year	1998
ACC Champion	2000
Academic All-America Team Member of Year	2001
Academic All-American	1999, 2000, 2001
GCAA All-America Scholar	2000, 2001
World Amateur Medalist	2000
U.S. Walker Cup Team	1999, 2001
U.S. Palmer Cup Team	1999, 2001
NCAA Today's Top VIII Award	2001
Set all-time NCAA season (69.43, since broken)	2001
Set career (70.69) scoring average record	2001
Tied NCAA single-round scoring record of 60	2001
Georgia Tech Hall of Fame	2011

Season	Rounds	Lo54	LoRnd	Par/-	Events	Top1	Top5	Top10	W-L	WLPct	Avg
1997-98	38	206	66	25	13	1	7	9	1089-112	.907	70.95
1998-99	38	154	65	24	13	2	7	10	1007-149	.871	71.58
1999-00	36	204	66	28	12	3	4	7	924-103	.900	70.72
2000-01	35	196	60	29	12	3	10	11	1023-31	.971	69.43
Totals	147	154	60	106	50	9	28	37	4043-395	.911	70.69

Career Tournament Results

1997-98	Date	Rounds	Scores	Par	Rank	W-L
William H. Tucker Invitational	9/19-20/1997	2	70-69=139	-5	13rd/120	117-2
Tennessee Tournament of Champions	9/29-30/1997	3	76-72-74=222	+6	137th/81	44-36
Duke Golf Classic	10/19-20/1997	2	72-71=143	-1	3rd/80	77-2
C.C. of Louisiana Intercollegiate	10/27-28/1997	3	67-70-73=210	-6	2nd/68	66-1
Nelson Stanford Invitational	11/7-9/1997	3	74-72-71=217	+4	112th/90	78-11
PING Arizona Intercollegiate	2/2-3/1998	3	69-77-68=214	+1	17th/104	97-6
Taylor Made Waikoloa Intercollegiate	2/13-15/1998	3	73-69-75=217	+1	118th/125	107-17
Puerto Rico Classic	2/23-24/1998	3	71-77-78=226	+10	127th/75	48-26
Cuscowilla Intercollegiate	3/23-24/1998	3	72-67-69=208	-2	12nd/60	58-1
Carpet Capital Collegiate	4/3-5/1998	3	74-69-69=212	-4	11st/90	89-0
Atlantic Coast Conference Championship	4/17-19/1998	3	70-71-68=209	-7	15th/45	40-4
NCAA East Regional	5/14-16/1998	3	73-67-66=206	-10	2nd/120	118-1
NCAA Championship	5/27-30/1998	4	68-68-68-69=273	-15	6th/156	150-5
SEASON TOTALS		38	2696 Avg. 70.95			1089-112

1998-99	Date	Rounds	Scores	Par	Rank	W-L
Ridges Invitational	9/12-13/98	3	71-70-69=210	-6	13rd/75	72-2
PING/Golfweek Preview Invitational	9/28-29/98	3	80-76-75=231	+15	142nd/75	33-41
Duke Golf Classic	10/18-19/98	3	76-70-69=215	-5	9th/81	72-8
Golf World/Palmetto Dunes Invitational	11/6-8/98	3	69-67-76=212	-4	12nd/90	88-1
Taylor Made/Red River Classic	6/6/2014	3	71-67-67=205	-11	12nd/83	81-1
Waikoloa Intercollegiate	2/11-13/99	3	65-79-80=224	+10	15th/115	110-4
Puerto Rico Challenge	2/21-23/99	3	74-67-69=210	-6	7th/90	83-6
Golf Digest Intercollegiate	3/12-14/99	3	70-69-69=208	-8	11st/75	74-0
Chris Schenkel/E-Z-G Invitational	3/27-28/99	3	70-72-78=220	+4	115th/75	60-14
Carpet Capital Collegiate	4/2-3/1999	3	66-71-67=204	-12	11st/90	89-0
Atlantic Coast Conference Championship	4/16-18/1999	3	73-71-73=217	+1	17th/45	38-6
NCAA East Regional	5/20-22/1999	3	69-74-67=210	-3	13rd/119	116-2
SEASON TOTALS		38	2720 Avg. 71.58			1007-149

1999-2000	Date	Rounds	Scores	Par	Rank	W-L
PING/Golfweek Preview Invitational	9/19-21/99	3	73-74-69=216	-E	114th/90	76-13
Carpet Capital Collegiate	10/1-3/99	3	68-68-68=204	-12	11st/75	74-0
Iron Duke Golf Classic	10/17-18/99	2	70-74=144	-E	12nd/90	88-1
Golf World/Palmetto Dunes Invitational	11/5-7/99	3	70-69-72=211	-5	118th/89	71-17
Savane College All-America Classic	11/22-23/99	3	72-72-70=214	-2	7th/24	17-6
Waikoloa Intercollegiate	2/17-19/00	3	66-69-73=208	-6	11st/120	119-0
San Juan Shootout	2/27-29/00	3	67-70-77=214	-2	18th/74	66-7
Las Vegas Intercollegiate	3/10-12/00	3	68-73-72=213	-3	117th/75	58-16
U.S. Collegiate Championship	4/7-9/00	3	71-71-70=212	-4	110th/60	50-9
Atlantic Coast Conference Championship	6/6/2000	3	72-67-67=206	-10	1st/45	44-0
NCAA East Regional	5/18-20/00	3	71-75-76=222	+9	121st/141	120-20
NCAA Championship	5/31-6/3/00	4	69-72-71-70=282	-6	115th/156	141-14
SEASON TOTALS		36	2546 Avg. 70.72			924-103

2000-01	Date	Rounds	Scores	Par	Rank	W-L
PING/Golfweek Preview Invitational	9/25-26/00	2	68-72=140	-4	1st/80	79-0
Carpet Capital Collegiate	10/6/00	3	70-68-73=211	-5	2nd/80	78-1
Jerry Pate Intercollegiate	10/16-17/00	3	67-62-67=196\$	-17	1st/60	59-0
Golf World Invitational	11/3-5/00	3	69-67-60=196#	-20	2nd/90	88-1
Taylor Made/Waikoloa Intercollegiate	2/15-17/01	3	76-82-67=225	+9	113th/120	107-12
Puerto Rico Classic	2/25-27/01	3	71-71-70=212	-4	3rd/75	72-2
Las Vegas Intercollegiate	3/9-11/01	3	75-69-68=212	-4	14th/75	71-3
Morris Williams Intercollegiate	3/26/01	2	67-68=135	-9	1st/84	83-0
Ford U.S. Collegiate Championships	4/4-6/01	3	72-68-71=211	-5	14th/60	56-3
Atlantic Coast Conference Championship	4/20-22/01	3	69-70-66=205	-11	2nd/45	43-1
NCAA East Regional	5/17-19/01	3	68-69-66=203	-13	2nd/141	139-1
NCAA Championship	5/30-6/2/01	4	73-72-66-73=284*	-4	18th/156	148-7
SEASON TOTALS		35	2430 Avg. 69.43			1023-31

*School record for 72-hole tournament; \$Lowest 54-hole tournament in school history; #NCAA-tying and school-record round

HISTORY

ALL-TIME GREATS

ANDY OGLETREE • LITTLE ROCK, MISS.

Career Honors and Statistics

GCAA All-American	2019 (2nd), 2020 (2nd)
Golfweek All-American	2019 (3rd), 2020 (2nd)
All-Atlantic Coast Conference	2019
U.S. Amateur Champion	2019
United States Walker Cup team	2019
U.S. Spirit International Amateur team	2019
U.S. Palmer Cup team	2019
Low amateur - The Masters Tournament	2020

Season	Rounds	Lo54	LoRnd	Par/-	Events	Top1	Top5	Top10	W-L	WLPct	Avg
2016-17	30	211	68	16	10	-	-	-	527-283	.651	72.63
2017-18	33	209	68	18	11	-	-	1	638-242	.725	71.88
2018-19	32	203	63	23	11	-	3	4	686-258	.727	70.38
2019-20	15	204	66	9	5	-	1	3	365-74	.831	71.07
Totals	110	203	63	66	37	-	4	8	2216-857	.721	71.54

Career Tournament Results

2016-17	Date	Rounds	Scores	Par	Rank	W-L
Carpet Capital Collegiate	9/9-11/2016	3	72-77-70=219	+3	138th/78	40-37
Maui Jim Intercollegiate	9/23-25/2016	3	69-70-72=211	-2	118th/93	75-17
Golf Club of Georgia Collegiate	10/21-23/2016	3	74-82-77=233	+17	180th/90	10-79
Amer Ari Invitational	2/2-4/2017	3	72-68-71=211	-5	122nd/120	98-21
Puerto Rico Classic	2/19-21/2017	3	73-70-72=215	-1	112th/75	63-11
Seminole Intercollegiate	3/10-12/2017	3	75-72-72=219	+3	144th/81	37-43
Valspar Collegiate Invitational	3/19-21/2017	3	74-73-70=217	+4	118th/78	60-17
Clemson Invitational	4/7-9/2017	3	73-71-79=223	+7	122nd/70	48-21
Atlantic Coast Conference Championship	4/21-22/2017	3	73-75-72=220	+4	122nd/60	38-21
NCAA Stanford Regional	5/15-17/2017	3	70-72-69=211	+1	117th/75	58-16
SEASON TOTALS	30	2179	Avg. 72.63	+1	-	527-283

2017-18	Date	Rounds	Scores	Par	Rank	W-L
Carpet Capital Collegiate	9/8-10/2017	3	69-68-73=210	-6	17th/81	74-6
Maui Jim Intercollegiate	9/22-24/2017	3	80-74-69=223	+7	133rd/78	45-32
Franklin American Mortgage Collegiate	10/8-10/2017	3	75-77-68=220	+4	117th/68	51-16
Golf Club of Georgia Collegiate	10/20-22/2017	3	71-71-70=212	-4	123rd/78	55-22
Amer Ari Invitational	2/1-3/2018	3	73-69-71=213	-3	132nd/114	82-31
Puerto Rico Classic	2/18-20/2018	3	74-74-75=223	+10	143rd/75	32-42
General James Hackler Championship	3/10-11/2018	3	70-76-69=215	-1	115th/84	69-14
Valspar Collegiate Invitational	3/18-20/2018	3	73-68-72=213	-3	113th/90	77-12
Irish Creek Intercollegiate	4/7-8/2018	3	74-73-74=221	+8	130th/88	58-29
Atlantic Coast Conference Championship	4/20-22/2018	3	72-68-73=213	-3	124th/60	36-23
NCAA Raleigh Regional	5/14-16/2018	3	70-69-70=209	-4	116th/75	59-15
SEASON TOTALS	33	2372	Avg. 71.88	E	-	638-242

2018-19	Date	Rounds	Scores	Par	Rank	W-L
Carpet Capital Collegiate	9/7-9/2018	3	71-75-70=216	-5	116th/81	65-15
Maui Jim Intercollegiate	9/21-23/2018	3	68-70-67=205	-5	112th/78	66-11
Golf Club of Georgia Collegiate Inv.	10/19-21/2018	3	73-74-71=214	+1	75th/75	0-74
Amer Ari Intercollegiate	2/7-9/2019	3	67-71-74=212	-4	124th/109	85-23
Puerto Rico Classic	2/17-19/2019	3	70-70-71=211	-5	14th/75	71-3
Southern Highlands Collegiate	3/3-5/2019	3	71-71-71=213	-3	19th/81	72-8
Valspar Collegiate Invitational	3/17-19/2019	3	71-74-63=208	-5	114th/84	70-13
Clemson Invitational	4/5-7/2019	3	67-74-64=205	-11	15th/81	76-4
Atlantic Coast Conference Championship	4/18-20/2019	3	66-65-73=204	-12	2nd/60	58-1
NCAA Pullman Regional	5/13-15/2019	3	67-66-70=203	-7	112th/75	63-11
NCAA Championship	5/24-29/2019	3	77-79-74=230	+14	196th/156	60-95
SEASON TOTALS	32	2252	Avg. 70.38	-1	-	686-258

2019-20	Date	Rounds	Scores	Par	Rank	W-L
Olympia Fields/Fighting Illini Inv.	9/20-22/2019	3	69-70-73=212	+2	19th/84	75-8
Golf Club of Georgia Collegiate Inv.	10/18-20/2019	3	69-78-74=221	+5	135th/78	43-34
Amer Ari Invitational	2/6-8/2020	3	68-66-70=204	-12	13rd/123	120-2
Puerto Rico Classic	2/16-18/2020	3	73-66-70=209	-7	16th/75	69-5
Southern Highlands Collegiate	3/1-3/2020	3	77-75-68=220	+4	126th/84	58-25
SEASON TOTALS	15	1066	Avg. 71.07	-1	-	365-74

SETH REEVES • DULUTH, GA.

Career Honors and Statistics

GCAA All-American	2013 (HM), 2014 (2nd)
Golfweek All-American	2014 (2nd)
All-Atlantic Coast Conference	2014
GCAA All-America Scholar	2014
Academic All-ACC	2013, 2014

Season	Rounds	Lo54	LoRnd	Par/-	Events	Top1	Top5	Top10	W-L	WLPct	Avg
2010-11	9	213	66	4	3	1	1	1	157-81	.660	73.56
2011-12	21	208	65	13	7	-	1	2	426-180	.703	72.38
2012-13	29	206	66	12	14	-	1	1	522-326	.616	73.52
2013-14	36	206	66	21	15	2	4	6	897-132	.872	70.75
Totals	95	206	65	50	39	3	7	10	2002-719	.736	72.22

Career Tournament Results

2010-11	Date	Rounds	Scores	Par	Rank	W-L
Brickyard Collegiate	10/8-10/2010	3	70-74-72=216	-6	116th/84	68-15
United States Collegiate Championship	10/24-26/2010	3	77-77-79=233	+17	167th/78	11-66
Grub Mart Collegiate	3/28-29/2011	3	76-71-66=213	-3	11st/79	78-0
SEASON TOTALS	9	662	Avg. 73.56	+2	-	157-81

2011-12	Date	Rounds	Scores	Par	Rank	W-L
Carpet Capital Collegiate	9/11/2011	3	74-83-65=222	+6	133rd/60	27-32
Golfweek Conference Challenge	9/25-27/2011	3	71-86-73=230	+14	156th/75	19-55
Brickyard Collegiate	10/7-9/2011	3	65-74-70=209	-7	12nd/84	82-1
United States Collegiate Championship	10/23-25/2011	3	71-69-79=219	+3	126th/78	49-25
Amer Ari Invitational	2/1-3/2012	3	69-73-71=213	-3	123rd/116	93-22
Seminole Intercollegiate	3/9-11/2012	3	70-70-68=208	-5	16th/96	90-5
Barona Collegiate Cup	3/22-23/2012	3	71-76-72=219	+3	141st/107	66-40
SEASON TOTALS	21	1520	Avg. 72.38	+1	-	426-180

2012-13	Date	Rounds	Scores	Par	Rank	W-L
Carpet Capital Collegiate	9/7-9/2012	3	82-80-74=236	+20	176th/78	2-75
PING-Golfweek Preview Invitational	9/23-25/2012	3	73-71-66=210	-2	12nd/75	73-1
Brickyard Collegiate	10/5-7/12	3	71-74-76=221	+5	135th/84	49-34
United States Collegiate Championship	10/19-21/2012	3	71-76-72=219	+3	113th/79	66-12
Puerto Rico Classic	2/17-19/2013	3	69-72-76=217	+1	128th/75	47-27
Southern Highlands Collegiate Masters	3/8-10/2013	3	72-72-76=220	+4	119th/81	62-18
Linger Longer Invitational	3/23-24/2013	2	75-73=148	+4	132nd/80	48-31
Gary Koch Invitational	4/8-9/2013	3	74-77-79=230	+14	158th/75	17-57
NCAA Tallahassee Regional	5/16-18/2013	3	75-71-79=225	+9	160th/75	15-59
NCAA Championship (stroke play)	5/28-30/2013	3	69-69-68=206	-4	113th/156	143-12
NCAA Championship (match play)	5/31/2013	lost to Carl Johnson (UNLV), 4 & 3				
NCAA Championship (match play)	6/1/2013	lost to Justin Thomas (Alabama), 3 & 1				
SEASON TOTALS	29	2132	Avg. 73.52	+2	-	522-326

2013-14	Date	Rounds	Scores	Par	Rank	W-L
Carpet Capital Collegiate	9/6-8/2013	3	74-74-67=215	-1	111th/75	64-10
Tar Heel Intercollegiate	9/14-15/2013	3	69-69-70=208	-8	1st/81	80-0
Brickyard Collegiate	10/4-6/2013	3	70-68-69=207	-9	1st/84	83-0
United States Collegiate Championship	10/18-20/2013	3	73-75-73=221	+5	139th/78	39-38
Amer Ari Invitational	2/6-8/2014	3	74-66-67=207	-9	116th/120	104-15
Puerto Rico Classic	2/23-25/2014	3	69-75-68=212	-4	116th/75	59-15
Southern Highlands Collegiate Masters	3/7-9/2014	3	78-73-75=226	+10	126th/81	55-25
Valspar Invitational at Florida	3/24-25/2014	3	68-71-73=212	-1	115th/75	60-14
Robert Kepler Invitational	4/12-13/2014	3	70-72-72=214	+1	3rd/81	78-2
Atlantic Coast Conference Championship	4/25-27/2014	3	74-69-69=212	-4	17th/60	53-6
NCAA Raleigh Regional	5/15-17/2014	3	69-69-69=207	-6	13rd/75	72-2
NCAA Championship (stroke play)	5/23-26/2014	3	66-72-68=206	-4	161th/156	150-5
NCAA Championship (match play)	5/27/2014	lost to Jordan Niebrugge (Oklahoma State), 2 & 1				
SEASON TOTALS	36	2547	Avg. 70.75	-1	-	897-132

HISTORY

ALL-TIME GREATS

CHARLIE RYMER • FORT MILL, S.C.

Career Honors and Statistics

GCAA All-American	1988 (3rd), 1989 (HM)
All-Atlantic Coast Conference	1988, 1989
Georgia Tech Hall of Fame	2000

Season	Rounds	Lo54	LoRnd	Par/-	Events	Top1	Top5	Top10	W-L	WLPct	Avg
1986-87	32	216	68	11	11	1	3	4	767-314	.710	74.28
1987-88	36	206	67	14	12	1	4	4	858-157	.845	73.47
1988-89	38	213	66	14	13	2	5	5	726-269	.730	73.53
1989-90	40	208	66	13	13	1	1	3	909-321	.739	73.95
Totals	146	206	66	52	49	5	13	16	3260-1061	.754	73.79

Career Tournament Results

1986-87	Date	Rounds	Scores	Par	Rank	W-L
USA/Japan Friendship Tournament	9/1986	3	70-72-74=216	E	17th/60	53-6
John Ryan Memorial	10/1986	2	69-71=140	-2	12nd/144	142-1
Dixie Intercollegiate	11/1986	3	75-71-72=218	+2	15th/90	85-4
Golf World/Palmetto Dunes Collegiate	12/1986	3	74-76-76=226	+10	136th/84	48-35
Miami-Doral Park National Collegiate	2/6-8/1987	3	73-76-83=232	+16	137th/90	53-36
Iron Duke Classic	3/27-29/1987	3	72-77-75=224	+8	124th/125	101-23
Furman Intercollegiate	4/2-4/1987	2	68-74=142	-2	1st/114	113-0
Atlantic Coast Conference Championship	4/17-19/1987	3	71-76-73=220	+4	120th/40	20-19
Chris Schenkel Intercollegiate	4/24-26/1987	3	72-72-76=220	+4	137th/90	53-36
Oak Tree Intercollegiate	5/29-30/1987	3	73-75-83=231	+21	65th/72	7-64
NCAA Championship	6/10-13/1987	4	74-82-74-78=308	+20	191st/183	92-90
SEASON TOTALS		32	2377 Avg. 74.28	+3		767-314

1987-88	Date	Rounds	Scores	Par	Rank	W-L
Guilford Invitational	9/21-22/1987	2	75-76=151	+7	123rd/90	67-22
Southwestern Intercollegiate	10/5-7/1987	3	73-76-70=219	+3	118th/120	102-17
Southern Intercollegiate Fall Classic	11/7-8/1987	3	73-75-79=227	+11	0th/45	0-0
Golf World/Palmetto Dunes Collegiate	11/11/1987	3	72-73-80=225	+9	0th/85	0-0
Bill Bell Memorial Classic	1/25-26/1988	3	71-73-67=211	-5	3rd/83	80-2
Miami/Doral Park National Collegiate	2/5-7/1988	3	67-72-77=216	E	2nd/90	88-1
Florida Southern ImperialLakes Classic	3/4-6/1988	3	69-69-68=206	-10	1st/105	104-0
Iron Duke Classic	3/25-27/1988	3	71-72-75=218	+2	5th/120	115-4
Furman Intercollegiate	3/31-4/2/1988	3	84-74-73=231	+15	147th/104	57-46
Atlantic Coast Conference Championship	4/15-17/1988	3	72-77-80=229	+19	19th/40	21-18
Chris Schenkel Invitational	4/22-24/1988	3	75-72-70=217	+1	123rd/90	67-22
NCAA Championship	5/25-28/1988	4	74-74-76-71=295	+11	126th/183	157-25
SEASON TOTALS		36	2645 Avg. 73.47	+2		858-157

1988-89	Date	Rounds	Scores	Par	Rank	W-L
Tennessee Tournament of Champions	10/2-4/1988	3	69-73-71=213	-3	1st/60	59-0
Taylor Made Red River Classic	10/10-11/1988	3	73-76-74=223	+7	133rd/72	39-32
Southern Intercollegiate Fall Classic	11/5-6/1988	3	74-74-67=215	-1	11st/50	49-0
Golf World-Palmetto Dunes Collegiate	11/17-19/1988	3	72-81-76=229	+13	175th/90	15-74
PING Arizona Intercollegiate	2/1-3/1989	3	74-77-80=231	+15	139th/107	68-38
Taylor Made/Doral Park Nat'l Collegiate	2/17-19/1988	3	84-74-75=233	+17	162nd/90	28-61
Florida Southern ImperialLakes Classic	3/1-3/1989	3	74-67-75=216	E	127th/120	93-26
Wofford College Invitational	3/24-26/1989	3	76-66-72=214	-2	2nd/60	58-1
Furman Intercollegiate	3/31-4/2/1989	3	77-75-70=222	+6	117th/120	103-16
Atlantic Coast Conference Championship	4/14-16/1989	3	71-72-76=219	+3	15th/40	35-4
Chris Schenkel Invitational	4/21-23/1989	3	70-71-75=216	E	116th/90	74-15
NCAA East Regional	5/25-27/1989	3	73-73-71=217	+1	13rd/108	105-2
NCAA Championship	6/7-10/1989	2	76-70=146	+2	0th/158	0-0
SEASON TOTALS		38	2794 Avg. 73.53	+2		726-269

1989-90	Date	Rounds	Scores	Par	Rank	W-L
U.S.-Japan Intercollegiate Friendship	9/19-21/1989	3	77-75-69=221	+5	17th/94	87-6
Carpet Capital Collegiate	10/20-22/1989	3	79-73-74=226	+10	116th/90	74-15
Southern Intercollegiate Fall Classic	11/11-12/1989	3	69-70-69=208	-8	1st/90	89-0
Golf World-Palmetto Dunes Collegiate	11/22-24/1989	3	79-79-72=230	+14	160th/90	30-59
PING Arizona Intercollegiate	2/5-6/1990	3	70-73-72=215	-1	115th/89	74-14
Taylor Made/Doral Park National	2/23-24/1990	3	79-76-73=228	+12	125th/90	65-24
Florida Southern ImperialLakes Classic	3/2-4/1990	3	75-68-75=218	+2	132nd/120	88-31
Furman Intercollegiate	3/30-4/1/1990	3	74-74-79=227	+11	143rd/119	76-42
The American at MacGregor Downs	4/6-7/1990	3	66-80-74=220	+4	112th/60	48-11
Atlantic Coast Conference Championship	4/20-22/1990	3	83-70-75=228	+12	124th/40	16-23
Sheraton Cavalier Classic	5/11-13/1990	3	74-74-77=225	+9	122nd/85	63-21
NCAA East Regional	5/24-26/1990	3	70-71-72=213	-3	19th/120	111-8
NCAA Championship	6/6-9/1990	4	73-76-77-73=299	+11	168th/156	88-67
SEASON TOTALS		40	2958 Avg. 73.95	+2		909-321

LUKE SCHNIEDERJANS • POWDER SPRINGS, GA.

Career Honors and Statistics

GCAA All-American	2019 (3rd)
Golfweek All-American	2019 (3rd)
All-Atlantic Coast Conference	2017, 2018, 2019
Carpet Capital Collegiate champion	2016, 2019
Puerto Rico Classic champion	2017

Season	Rounds	Lo54	LoRnd	Par/-	Events	Top1	Top5	Top10	W-L	WLPct	Avg
2016-17	30	205	62	13	10	2	3	3	542-268	.669	71.87
2017-18	33	208	65	17	11	-	-	1	655-225	.744	71.67
2018-19	33	202	62	25	11	-	3	5	744-200	.788	70.27
2019-20	18	207	67	8	6	1	1	2	333-186	.642	72.00
Totals	114	202	62	63	38	3	7	11	2274-879	.721	71.37

Career Tournament Results

2016-17	Date	Rounds	Scores	Par	Rank	W-L
Carpet Capital Collegiate	9/9-11/2016	3	69-66-70=205	-11	1st/78	77-0
Mauli Jim Intercollegiate	9/23-25/2016	3	69-67-72=208	-5	113th/93	80-12
Golf Club of Georgia Collegiate	10/21-23/2016	3	75-71-75=221	+5	143rd/90	47-42
Amer Ari Invitational	2/2-4/2017	3	73-73-76=222	+6	161st/120	39-80
Puerto Rico Classic	2/19-21/2017	3	68-73-65=206	-10	1st/75	74-0
Seminole Intercollegiate	3/10-12/2017	3	66-71-68=205	-11	3rd/81	78-2
Vaispar Collegiate Invitational	3/19-21/2017	3	78-69-76=223	+10	146th/78	32-45
Clemson Invitational	4/7-9/2017	3	75-74-76=225	+9	128th/70	42-27
Atlantic Coast Conference Championship	4/21-22/2017	3	77-74-80=231	+15	50th/60	10-49
NCAA Stanford Regional	5/15-17/2017	3	76-62-72=210	E	112th/75	63-11
SEASON TOTALS		30	2156 Avg. 71.87	E		542-268

2017-18	Date	Rounds	Scores	Par	Rank	W-L
Carpet Capital Collegiate	9/8-10/2017	3	74-73-68=215	-1	115th/81	66-14
Mauli Jim Intercollegiate	9/22-24/2017	3	76-69-72=217	+1	116th/78	62-15
Franklin American Mortgage Collegiate	10/8-10/2017	3	74-67-74=215	-1	17th/68	61-6
Golf Club of Georgia Collegiate	10/20-22/2017	3	72-68-71=211	-5	112th/78	66-11
Amer Ari Invitational	2/1-3/2018	3	73-67-72=212	-4	129th/114	85-28
Puerto Rico Classic	2/18-20/2018	3	71-75-77=223	+4	143rd/75	32-42
General James Hackler Championship	3/10-11/2018	3	71-69-77=217	+1	122nd/84	62-21
Vaispar Collegiate Invitational	3/18-20/2018	3	68-73-73=214	-2	118th/90	72-17
Irish Creek Intercollegiate	4/7-8/2018	3	70-74-77=221	+8	130th/88	58-29
Atlantic Coast Conference Championship	4/20-22/2018	3	65-74-69=208	-8	112th/60	48-11
NCAA Raleigh Regional	5/14-16/2018	3	68-72-72=212	-1	132nd/75	43-31
SEASON TOTALS		33	2365 Avg. 71.67	E		655-225

2018-19	Date	Rounds	Scores	Par	Rank	W-L
Carpet Capital Collegiate	9/7-9/2018	3	69-70-71=210	-6	14th/81	77-3
Mauli Jim Intercollegiate	9/21-23/2018	3	65-70-68=203	-7	16th/78	72-5
Golf Club of Georgia Collegiate Inv.	10/19-21/2018	3	66-71-69=206	-10	12nd/75	73-1
Amer Ari Intercollegiate	2/7-9/2019	3	70-69-71=210	-6	118th/109	91-17
Puerto Rico Classic	2/17-19/2019	3	73-73-68=214	-2	115th/75	60-14
Southern Highlands Collegiate	3/3-5/2019	3	70-69-78=217	+1	124th/81	57-23
Vaispar Collegiate Invitational	3/17-19/2019	3	73-73-73=219	+6	151st/84	33-50
Clemson Invitational	4/5-7/2019	3	69-62-71=202	-14	3rd/81	78-2
Atlantic Coast Conference Championship	4/18-20/2019	3	71-69-68=208	-8	6th/60	54-5
NCAA Pullman Regional	5/13-15/2019	3	70-66-68=204	-6	117th/75	58-16
NCAA Championship	5/24-29/2019	3	79-67-80=226	+10	165th/156	91-64
SEASON TOTALS		33	2319 Avg. 70.27	-1		744-200

2019-20	Date	Rounds	Scores	Par	Rank	W-L
Carpet Capital Collegiate	9/6-8/2019	3	68-67-72=207	-9	1st/81	80-0
Olympia Fields/Fighting Illini Inv.	9/20-22/2019	3	71-72-72=215	+5	124th/84	60-23
Golf Club of Georgia Collegiate Inv.	10/18-20/2019	3	75-76-68=219	+3	124th/78	54-23
Amer Ari Invitational	2/6-8/2020	3	73-77-69=219	+3	179th/123	44-78
Puerto Rico Classic	2/16-18/2020	3	69-68-72=209	-7	16th/75	69-5
Southern Highlands Collegiate	3/1-3/2020	3	75-74-78=227	+11	158th/84	26-57
SEASON TOTALS		18	1296 Avg. 72.00	E		333-186

ALL-TIME GREATS

OLLIE SCHNIEDERJANS • POWDER SPRINGS, GA.

Career Honors and Statistics

GCAA All-American	2013 (3rd), 2014 (1st), 2015 (1st)
Golfweek All-American	2013 (3rd), 2014 (1st), 2015 (1st)
ACC Player of the Year	2014, 2015
All-Atlantic Coast Conference	2013, 2014, 2015
ACC Scholar-Athlete of the Year	2014
GCAA All-America Scholar	2014, 2015
Academic All-ACC	2012, 2013, 2014, 2015
U.S. Palmer Cup team member	2014, 2015
Mark H McCormack Medal recipient	2014

Season	Rounds	Lo54	LoRnd	Par/-	Events	Top1	Top5	Top10	W-L	WLPct	Avg
2011-12	33	211	66	14	11	-	-	2	607-278	.686	72.79
2012-13	35	205	66	21	16	-	2	6	841-176	.827	71.31
2013-14	39	201	65	32	16	5	9	10	982-67	.936	69.51
2014-15	37	199	64	25	12	1	6	9	805-145	.847	70.51
Totals	144	199	64	92	55	6	17	27	3235-666	.829	70.96

Career Tournament Results

2011-12	Date	Rounds	Scores	Par	Rank	W-L
Carpet Capital Collegiate	9/11/2011	3	70-77-67=214	-2	11th/60	49-10
Golfweek Conference Challenge	9/25-27/2011	3	76-82-79=237	+21	170th/75	5-69
Brickyard Collegiate	10/7-9/2011	3	70-71-73=214	-2	16th/84	78-5
United States Collegiate Championship	10/23-25/2011	3	77-69-73=219	+3	126th/75	49-25
Amer Ari Invitational	2/1-3/2012	3	73-75-69=217	+1	143rd/116	73-42
Puerto Rico Classic	2/19-21/2012	3	72-74-75=221	+5	137th/75	38-36
Seminole Intercollegiate	3/9-11/2012	3	73-72-68=213	E	120th/96	76-19
Barona Collegiate Cup	3/22-23/2012	3	73-73-68=214	-2	122nd/107	85-21
Gary Koch Invitational	4/7-8/2012	3	76-75-72=223	+7	132nd/78	46-31
Atlantic Coast Conference Championship	4/20-22/2012	3	66-73-72=211	-5	17th/55	48-6
NCAA Norman Regional	5/17-19/2012	3	72-69-78=219	+3	115th/75	60-14
SEASON TOTALS	33	2402	Avg. 72.79	+1	-	607-278

2012-13	Date	Rounds	Scores	Par	Rank	W-L
Carpet Capital Collegiate	9/7-9/2012	3	74-73-72=219	+3	119th/78	59-18
PING-Golfweek Preview Invitational	9/23-25/2012	3	73-71-70=214	+4	122nd/75	53-21
Brickyard Collegiate	10/5-7/12	3	73-71-67=211	-5	5th/84	79-4
United States Collegiate Championship	10/19-21/2012	3	70-76-71=217	+1	17th/79	72-6
Amer Ari Invitational	2/6-8/2013	3	75-72-69=216	E	134th/116	82-33
Puerto Rico Classic	2/17-19/2013	3	71-69-66=206	-10	12nd/75	73-1
Southern Highlands Collegiate Masters	3/8-10/2013	3	74-74-76=224	+8	136th/81	45-35
Linger Longer Invitational	3/23-24/2013	2	74-69=143	-1	110th/80	70-9
Gary Koch Invitational	4/8-9/2013	3	69-73-74=216	E	116th/75	59-15
Atlantic Coast Conference Championship	4/26-28/2013	3	69-67-77=213	-3	110th/55	45-9
NCAA Tallahassee Regional	5/16-18/2013	3	70-71-71=212	-4	119th/75	56-18
NCAA Championship (stroke play)	5/28-30/2013	3	67-68-70=205	-5	18th/156	148-7
NCAA Championship (match play)	5/31/2013	def. Kevin Penner (UNLV), 1-up (19 holes)				
NCAA Championship (match play)	6/1/2013	lost to Cory Whitsett (Alabama), 3 and 2				
SEASON TOTALS	35	2496	Avg. 71.31	E	-	841-176

2013-14	Date	Rounds	Scores	Par	Rank	W-L
Carpet Capital Collegiate	9/6-8/2013	3	67-67-73=207	-9	11st/75	74-0
Tar Heel Intercollegiate	9/14-15/2013	3	71-72-70=213	-3	3rd/81	78-2
Brickyard Collegiate	10/4-6/2013	3	67-69-72=208	-8	14th/84	80-3
United States Collegiate Championship	10/18-20/2013	3	66-69-71=206	-10	1st/78	77-0
Western Refining College All-America	11/25-26/2013	3	70-72-69=211	-2	112th/21	9-11
Amer Ari Invitational	2/6-8/2014	3	69-69-72=210	-6	130th/120	90-29
Puerto Rico Classic	2/23-25/2014	3	70-69-70=209	-7	110th/75	65-9
Southern Highlands Collegiate Masters	3/7-9/2014	3	76-76-70=222	+6	112th/81	69-11
Valspar Invitational at Floridian	3/24-25/2014	3	67-67-67=201	-12	1st/75	74-0
Robert Kepler Invitational	4/12-13/2014	3	70-73-67=210	-3	11st/81	80-0
Capital City Match Play vs. Auburn	4/19/2014	AS vs. Niclas Carlsson				
Capital City Match Play vs. Georgia	4/19/2014	def. Joey Garber, 2-up				
Atlantic Coast Conference Championship	4/25-27/2014	3	65-70-69=204	-12	1st/60	59-0
NCAA Raleigh Regional	5/15-17/2014	3	66-68-72=206	-7	2nd/75	73-1
NCAA Championship (stroke play)	5/23-26/2014	3	71-65-68=204	-6	2nd/156	154-1
NCAA Championship (match play)	5/27/2014	AS vs. Ian Davis (Oklahoma State)				
SEASON TOTALS	39	2711	Avg. 69.51	-2	-	982-67

2014-15	Date	Rounds	Scores	Par	Rank	W-L
Carpet Capital Collegiate	9/5-7/2014	3	72-64-68=204	-12	1st/75	74-0
DICK'S Sporting Goods Challenge Cup	9/19-20/2014	3	74-67-67=208	-5	3rd/60	57-2
Jerry Pate National Intercollegiate	10/6-7/2014	3	67-67-68=202	-8	12nd/60	58-1
United States Collegiate Championship	10/17-19/2014	3	73-68-69=210	-6	16th/79	73-5
Warrior Princeville Makal Invitational	11/3-5/2014	3	66-65-68=199	-17	12nd/84	82-1
Puerto Rico Classic	2/22-24/2015	3	75-67-72=214	-2	111th/84	73-10
Valspar Collegiate Invitational	3/23-24/2015	3	75-73-82=230	+17	163rd/73	10-62
Mason Rudolph Championship	4/3-5/2015	3	70-72-71=213	E	16th/81	75-5
Robert Kepler Intercollegiate	4/11-12/2015	3	68-69-73=210	-3	13rd/75	72-2
Atlantic Coast Conference Championship	4/24-26/2015	3	71-67-69=207	-9	4th/60	56-3
NCAA San Diego Regional	5/14-16/2015	3	75-69-70=214	-2	17th/75	68-6
NCAA Championship	5/29-6/1/2015	4	76-74-70-78=298	+10	149th/156	107-48
SEASON TOTALS	37	2609	Avg. 70.51	-1	-	805-145

CHAN SONG • ORLANDO, FLA.

Career Honors and Statistics

GCAA All-American	2002 (HM), 2004 (HM), 2005 (2nd)
GCAA All-America Scholar	2004, 2005
All-Atlantic Coast Conference	2004, 2005
ACC Rookie of the Year	2002
ACC Academic Honor Roll	2002, 2003, 2004, 2005
Georgia Tech Hall of Fame	2018

Season	Rounds	Lo54	LoRnd	Par/-	Events	Top1	Top5	Top10	W-L	WLPct	Avg
2001-02	34	214	66	13	11	-	1	3	713-245	.744	72.76
2002-03	33	211	67	10	11	-	-	-	590-443	.571	74.36
2003-04	39	209	67	19	13	-	1	1	766-369	.675	72.64
2004-05	40	203	65	22	13	-	3	6	913-191	.827	71.50
Totals	146	203	65	64	48	-	5	10	2983-1248	.705	72.75

Career Tournament Results

2001-02	Date	Rounds	Scores	Par	Rank	W-L
PING/Golfweek Preview Invitational	09/30/2001	3	72-73-78=223	+10	137th/75	38-36
Carpet Capital Collegiate	10/07/2001	3	69-75-70=214	-2	15th/75	70-4
Jerry Pate National Intercollegiate	10/16/2001	3	75-69-76=220	+7	125th/60	35-24
Long Cove Invitational	11/11/2001	3	72-72-74=218	+5	116th/75	59-15
TaylorMade/Waikoloa Intercollegiate	02/15/2002	3	71-73-73=217	+1	19th/120	111-8
Puerto Rico Classic	02/26/2002	3	72-68-74=214	-2	111th/75	64-10
Callaway Golf Las Vegas Collegiate	03/10/2002	3	80-66-70=216	E	110th/84	74-9
PING/US Collegiate Championships	04/07/2002	3	73-78-71=222	+6	124th/63	39-23
ACC Championship	04/21/2002	3	71-71-74=216	E	120th/45	25-19
NCAA East Regional	05/18/2002	3	76-70-74=220	+4	113th/141	128-12
NCAA Championships	06/01/2002	4	70-73-76-75=294	+10	186th/156	70-85
SEASON TOTALS	34	2474	Avg. 72.76	+1	-	713-245

2002-03	Date	Rounds	Scores	Par	Rank	W-L
PING/Golfweek Preview	10/08/2002	3	78-79-78=235	+19	153rd/75	22-52
Jerry Pate National Intercollegiate	10/14/2002	2	75-67=142	E	120th/60	40-19
Nelson Invitational	10/27/2002	3	74-71-75=220	+7	137th/94	57-36
TaylorMade/Waikoloa Intercollegiate	02/14/2003	3	70-73-74=217	+3	148th/125	77-47
Puerto Rico Classic	02/25/2003	3	76-72-77=225	+9	141st/90	49-40
Toyota Collegiate Championship	03/09/2003	3	76-75-75=226	+10	164th/78	14-63
Morris Williams Intercollegiate	03/18/2003	3	79-70-75=224	+8	158th/90	32-57
Cleveland Golf/Augusta State Invit	04/06/2003	3	74-68-70=212	-4	125th/90	65-24
ACC Championship	04/20/2003	3	79-77-73=229	+13	129th/45	16-28
NCAA East Regional	05/17/2003	3	70-71-70=211	-5	112th/141	129-11
NCAA Championship	05/30/2003	4	77-82-76-78=313	+25	167th/156	89-66
SEASON TOTALS	33	2454	Avg. 74.36	+3	-	590-443

2003-04	Date	Rounds	Scores	Par	Rank	W-L
Bank of Tennessee at the Ridges	09/14/2003	3	71-71-76=218	+2	118th/93	75-17
PING/Golfweek Preview Invitational	09/23/2003	2	78-72=150	+10	147th/75	28-46
Carpet Capital Collegiate	10/05/2003	3	77-71-71=219	+3	130th/89	59-29
Jerry Pate National Intercollegiate	10/14/2003	3	71-73-72=216	+3	36th/60	24-35
Gary Koch/Cleveland Golf Intercollegiate	10/21/2003	3	70-77-69=216	E	116th/78	62-15
TaylorMade/Waikoloa Intercollegiate	02/13/2004	3	69-71-69=209	-7	15th/105	100-4
Puerto Rico Classic	02/24/2004	3	82-75-69=226	+10	157th/88	31-56
Southern Highlands Collegiate	03/14/2004	3	68-73-71=212	-4	111th/77	66-10
Western Intercollegiate	03/23/2004	3	70-75-78=223	+13	145th/78	33-44
Atlanta Intercollegiate	03/30/2004	3	78-71-75=224	+8	141st/64	23-40
ACC Men's Golf Championships	04/18/2004	3	74-72-67=213	-3	111th/44	33-10
NCAA East Regional	05/22/2004	3	72-72-76=220	+10	141st/141	100-40
NCAA Championship	06/04/2004	4	70-69-77-71=287	+7	124th/156	132-23
SEASON TOTALS	39	2833	Avg. 72.64	+1	-	766-369

2004-05	Date	Rounds	Scores	Par	Rank	W-L
PING/Golfweek Preview Invitational	09/27/2004	3	71-73-70=214	+4	112th/75	63-11
Jerry Pate National Intercollegiate	10/12/2004	3	71-69-67=207	-6	18th/60	52-7
Islsworth Collegiate Invitational	10/26/2004	3	75-73-73=221	+5	120th/80	60-19

ALL-TIME GREATS

ROSS STEELMAN • COLUMBIA, MO.

Career Honors and Statistics

GCAA All-American	2023 (2nd team)
Golfweek All-American	2023 (1st team)
All-Atlantic Coast Conference	2023
GCAA All-East Region	2022, 2023
All-Southeastern Conference	2021 (2nd team)
Medalist at the Western Amateur	2022
Missouri Tiger Invitational champion	2021
Prairie Club Invitational champion	2020
GCAA All-America Scholar	2021, 2022, 2023

Season	Rounds	Lo54	LoRnd	Par/-	Events	Top1	Top5	Top10	W-L	WLPct	Avg
2021-22	34	199	62	18	11	-	3	6	607-310	.662	71.82
2022-23	28	204	63	24	9	-	2	4	765-81	.904	69.50
Totals	62	199	62	42	20	-	5	10	1372-391	.778	70.77

Career Tournament Results

2021-22	Date	Rounds	Scores	Par	Rank	W-L
Maui Jim Intercollegiate	9/10-12/2021	3	62-67-70=199	-11	19th/90	81-8
Windon Memorial Classic	9/27-28/2021	3	68-74-77=219	+6	155th/84	29-54
Hamptons Intercollegiate	10/4-5/2021	3	70-74-66=210	-6	2nd/72	70-1
Golf Club of Georgia Collegiate	10/22-24/2021	3	70-73-75=218	+2	149th/75	26-48
Amer Ari Intercollegiate	2/3-5/2022	3	69-69-66=204	-12	18th/115	107-7
Watersound Invitational	2/20-22/2022	3	73-69-68=210	-6	2nd/72	70-1
Southern Highlands Collegiate	2/27-3/1/2022	3	80-74-78=232	+16	82nd/84	2-81
The Calusa Cup	4/3-5/2022	3	73-72-82=227	+11	130th/45	15-29
Atlantic Coast Conference Championship	4/22-25/2022	3	69-69-69=207	-9	6th/60	54-5
NCAA Columbus Regional	5/16-18/2022	3	72-67-68=207	-6	2nd/75	73-1
NCAA Championship Stroke Play	5/27-30/2022	4	76-79-78-76=309	+29	76th/156	80-75
SEASON TOTALS		34	2442 Avg. 71.82	E		607-310

Match Play

ACC Men's Match Championship 4/24-5/2022 Cole Anderson (Florida St) HALF, Michael Brennan (Wake) L-2UP

2022-23	Date	Rounds	Scores	Par	Rank	W-L
Maui Jim Intercollegiate	9/9-11/2022	3	66-69-69=204	-6	121st/90	69-20
Golf Club of Georgia Collegiate	10/21-23/2022	3	69-70-69=208	-8	15th/75	70-4
Watersound Invitational	2/19-21/2023	3	71-72-63=206	-10	7th/69	62-6
Southern Highlands Collegiate	2/26-28/2023	3	74-69-67=210	-6	112th/84	72-11
Linger Longer Invitational	3/19-21/2023	3	80-72-64=216	E	110th/91	81-9
The Goodwin	3/30-4/1/2023	3	69-66-74=209	-1	111th/155	144-10
Atlantic Coast Conference Championship	4/21-24/2023	3	69-72-72=213	-3	111th/60	49-10
NCAA Salem Regional	5/15-17/2023	3	68-70-68=206	-10	111th/75	64-10
NCAA Championship - Stroke Play	5/26-29/2023	4	64-69-68-73=274	-6	12nd/156	154-1
SEASON TOTALS		28	1946 Avg. 69.50	-2		765-81

Match Play

Big 12/ACC Showdown..... 2/10/2023 Travis Vick (Texas) L-1UP
 Ramblin' Wreck Match Play 4/15/2023 Ben Woodruff (Charlotte) W-1UP, Adam Wallin (Ohio State) L-2&1
 ACC Men's Match Championship 4/23-24/2023 Ian Siebers (Duke) W-2&1, Andrew McLaughlin (Wake) W-3&2
 NCAA DI Championship 5/30-31/2023 William Mouw (Pepperdine) W-5&4, Peter Fountain (N Carolina) W-1UP

TYLER STRAFACI • DAVIE, FLA.

Career Honors and Statistics

Finalist for Byron Nelson Award	2020
GCAA All-American	2020 (HM)
GCAA All-East Region	2018, 2019, 2020
All-Atlantic Coast Conference	2018, 2020
North & South Amateur Champion	2020
Palmetto Amateur Champion	2020
U.S. Amateur Champion	2020
U.S. Walker Cup team	2021

Season	Rounds	Lo54	LoRnd	Par/-	Events	Top1	Top5	Top10	W-L	WLPct	Avg
2016-17	24	208	69	13	8	1	1	1	434-207	.677	72.54
2017-18	30	208	66	20	10	-	1	2	615-182	.772	71.30
2018-19	33	202	65	20	11	-	1	4	685-259	.726	71.15
2019-20	18	206	64	10	6	-	2	3	387-132	.746	71.94
Totals	105	202	64	63	35	1	5	10	2121-780	.731	71.65

Career Tournament Results

2016-17	Date	Rounds	Scores	Par	Rank	W-L
Golf Club of Georgia Collegiate	10/21-23/2016	3	75-73-73=221	+5	143rd/90	47-42
Cypress Point Classic	10/31/2016	(w/ Luke Schniederjans) def. Siggo/Ratston (UGA), 3.5-0.5				
Cypress Point Classic	10/31/2016	(w/ Luke Schniederjans) def. McNealy/Wu (Stanford), 3.5-0.5				
Cypress Point Classic	11/1/2016	lost to Cheng Jim (UNC), 4-0				
Amer Ari Invitational	2/2-4/2017	3	69-70-69=208	-8	113th/120	107-12
Puerto Rico Classic	2/19-21/2017	3	80-71-73=224	+8	148th/90	27-47
Seminole Intercollegiate	3/10-12/2017	3	70-70-71=211	-5	118th/81	63-17
Valspar Collegiate Invitational	3/19-21/2017	3	73-69-69=211	-2	1st/78	77-0
Clemson Invitational	4/7-9/2017	3	81-71-75=227	+11	131st/70	39-30
Atlantic Coast Conference Championship	4/21-22/2017	3	69-79-77=225	+9	134th/60	26-33
NCAA Stanford Regional	5/15-17/2017	3	70-70-74=214	+4	127th/75	48-26
SEASON TOTALS		24	1741 Avg. 72.54	+1		434-207

2017-18	Date	Rounds	Scores	Par	Rank	W-L
Carpet Capital Collegiate	9/8-10/2017	3	74-70-71=215	-1	115th/81	66-14
Maui Jim Intercollegiate	9/22-24/2017	3	73-68-70=211	-5	4th/78	74-3
Franklin American Mortgage Collegiate	10/8-10/2017	3	78-71-70=219	+3	113th/68	55-12
Golf Club of Georgia Collegiate	10/20-22/2017	3	71-68-78=217	+1	149th/78	29-48
Amer Ari Invitational	2/1-3/2018	3	66-73-74=213	-3	132nd/114	82-31
Puerto Rico Classic	2/18-20/2018	3	69-71-73=213	E	17th/75	68-6
Valspar Collegiate Invitational	3/18-20/2018	3	73-72-70=215	-1	123rd/90	67-22
Irish Creek Intercollegiate	4/7-8/2018	3	71-76-73=220	+7	124th/88	64-23
Atlantic Coast Conference Championship	4/20-22/2018	3	70-70-68=208	-8	112th/60	48-11
NCAA Raleigh Regional	5/14-16/2018	3	68-69-71=208	-5	113th/75	62-12
SEASON TOTALS		30	2139 Avg. 71.30	E		615-182

2018-19	Date	Rounds	Scores	Par	Rank	W-L
Carpet Capital Collegiate	9/7-9/2018	3	70-65-77=212	-4	16th/81	75-5
Maui Jim Intercollegiate	9/21-23/2018	3	65-67-70=202	-8	16th/78	72-5
Jack Nicklaus Collegiate	10/8/2018	def. B. Petursson (Kent State), 2&1				
Jack Nicklaus Collegiate	10/8/2018	def. W. Miles (South Carolina), 2&1				
Golf Club of Georgia Collegiate Inv.	10/19-21/2018	3	71-70-74=215	-1	119th/75	56-18
Amer Ari Intercollegiate	2/7-9/2019	3	72-72-73=217	+1	154th/109	55-53
Puerto Rico Classic	2/17-19/2019	3	70-70-72=212	+4	17th/75	68-6
Southern Highlands Collegiate	3/3-5/2019	3	75-70-72=217	+1	124th/81	57-23
Valspar Collegiate Invitational	3/17-19/2019	3	67-73-76=216	+3	140th/84	44-39
Clemson Invitational	4/5-7/2019	3	68-68-68=204	-12	4th/81	77-3
Atlantic Coast Conference Championship	4/18-20/2019	3	67-73-73=213	-3	116th/60	44-15
NCAA Pullman Regional	5/13-15/2019	3	72-73-73=218	+8	60th/75	15-59
NCAA Championship	5/24-29/2019	3	75-70-77=222	+6	134th/156	122-33
SEASON TOTALS		33	2348 Avg. 71.15	E		685-259

2019-20	Date	Rounds	Scores	Par	Rank	W-L
Carpet Capital Collegiate	9/6-8/2019	3	73-69-70=212	-4	2nd/81	79-1
Olympia Fields/Fighting Illini Inv.	9/20-22/2019	3	69-78-70=217	+7	130th/84	54-29
Golf Club of Georgia Collegiate Inv.	10/18-20/2019	3	73-71-68=212	+4	5th/78	73-4
Cypress Point Classic	10/28/2019	(w/ Luke Schniederjans) def. Liu/Golembeski (California), 7&5				
Cypress Point Classic	10/28/2019	(w/ Luke Schniederjans) vs. Maruyama/Aurilla (UCLA), dnf				
Cypress Point Classic	10/29/2019	def. Evan Katz (Duke), 2&1				
Amer Ari Invitational	2/6-8/2020	3	64-67-75=206	-10	16th/123	117-5
Puerto Rico Classic	2/16-18/2020	3	82-74-71=227	+11	165th/75	10-64
Southern Highlands Collegiate	3/1-3/2020	3	75-74-72=221	+5	130th/84	54-29
SEASON TOTALS		18	1295 Avg. 71.94	E		387-132



ALL-TIME GREATS

NICHOLAS THOMPSON • CORAL SPRINGS, FLA.

Career Honors and Statistics

GCAA All-American	2002 (HM), 2003 (HM), 2004 (3rd), 2005 (2nd)
GCAA All-America Scholar	2004, 2005
All-Atlantic Coast Conference	2003, 2004, 2005
ACC Academic Honor Roll	2002, 2003, 2004, 2005
U.S. Walker Cup Team	2005
Georgia Tech Hall of Fame	2016

Season	Rounds	Lo54	LoRnd	Par/-	Events	Top1	Top5	Top10	W-L	WLPct	Avg
2001-02	31	207	67	14	10	-	2	3	675-209	.764	72.81
2002-03	36	202	64	16	12	-	1	2	831-290	.741	72.72
2003-04	36	208	64	21	12	-	2	5	920-156	.855	71.17
2004-05	40	203	65	18	13	1	3	5	898-206	.813	71.65
Totals	143	202	64	69	47	1	8	15	3324-861	.794	72.05

Career Tournament Results

2001-02	Date	Rounds	Scores	Par	Rank	W-L
Carpet Capital Collegiate	10/07/2001	3	75-69-79=223	+7	123rd/75	52-22
Jerry Pate National Intercollegiate	10/16/2001	3	75-76-79=230	+17	149th/60	11-48
Long Cove Invitational	11/11/2001	3	76-72-74=222	+9	126th/75	49-25
TaylorMade/Waikoloa Intercollegiate	02/15/2002	3	72-73-74=219	+3	120th/120	100-19
Puerto Rico Classic	02/26/2002	3	70-70-70=210	-6	3rd/75	72-2
Callaway Golf Las Vegas Collegiate	03/10/2002	3	69-71-77=217	+1	112th/84	72-11
PING/US Collegiate Championships	04/07/2002	3	68-78-72=218	+2	110th/63	53-9
ACC Championship	04/21/2002	3	67-69-71=207	-9	12nd/45	43-1
NCAA East Regional	05/18/2002	3	75-72-75=222	+6	123rd/141	118-22
NCAA Championships	06/01/2002	4	67-73-75-74=289	+5	151st/156	105-50
SEASON TOTALS		31	2257 Avg. 72.81	+1		675-209

2002-03	Date	Rounds	Scores	Par	Rank	W-L
Carpet Capital Collegiate	09/29/2002	3	77-71-72=220	+4	136th/89	53-35
PING/Golfweek Preview	10/08/2002	3	77-78-73=228	+12	132nd/75	43-31
Jerry Pate National Intercollegiate	10/14/2002	2	70-68=138	-4	16th/60	54-5
Nelson Invitational	10/27/2002	3	66-69-67=202	-11	12nd/94	92-1
TaylorMade/Waikoloa Intercollegiate	02/14/2003	3	74-67-70=211	-3	111th/125	114-10
Puerto Rico Classic	02/25/2003	3	73-76-73=222	+6	124th/90	66-23
Toyota Collegiate Championship	03/09/2003	3	73-67-77=217	+1	124th/78	54-23
Morris Williams Intercollegiate	03/18/2003	3	74-75-76=225	+9	161st/90	29-60
Cleveland Golf/Augusta State Invit.	04/06/2003	3	77-64-72=213	-3	128th/90	62-27
ACC Championship	04/20/2003	3	77-77-72=226	+10	123rd/45	22-22
NCAA East Regional	05/17/2003	3	71-76-73=220	+4	143rd/141	98-42
NCAA Championship	05/30/2003	4	77-77-72-70=296	+8	112th/156	144-11
SEASON TOTALS		36	2618 Avg. 72.72	+1		831-290

2003-04	Date	Rounds	Scores	Par	Rank	W-L
Bank of Tennessee at the Ridges	09/14/2003	3	70-73-77=220	+4	131st/93	62-30
PING/Golfweek Preview Invitational	09/23/2003	2	74-69=143	+3	112th/75	63-11
Carpet Capital Collegiate	10/05/2003	3	75-68-68=211	-5	8th/89	81-7
Gary Koch/Cleveland Golf Intercollegiate	10/21/2003	3	67-69-75=211	-5	16th/78	72-5
TaylorMade/Waikoloa Intercollegiate	02/13/2004	3	64-77-71=212	-4	114th/105	91-13
Puerto Rico Classic	02/24/2004	3	75-74-70=219	+3	124th/88	64-23
Southern Highlands Collegiate	03/14/2004	3	74-67-77=218	+2	124th/77	53-23
Western Intercollegiate	03/23/2004	3	70-70-70=210	E	14th/78	74-3
Atlanta Intercollegiate	03/30/2004	3	73-66-72=211	-5	18th/64	56-7
ACC Men's Golf Championships	04/18/2004	3	71-68-69=208	-8	13rd/44	41-2
NCAA East Regional	05/22/2004	3	72-73-70=215	+5	117th/141	124-16
NCAA Championship	06/04/2004	4	70-73-68-73=284	+4	117th/156	139-16
SEASON TOTALS		36	2562 Avg. 71.17	E		920-156

2004-05	Date	Rounds	Scores	Par	Rank	W-L
PING/Golfweek Preview Invitational	09/27/2004	3	71-74-73=218	+8	124th/75	51-23
Jerry Pate National Intercollegiate	10/12/2004	3	67-71-68=206	-7	13rd/60	57-2
Isleworth Collegiate Invitational	10/26/2004	3	74-70-70=214	-2	5th/80	75-4
Carpet Capital Collegiate	11/7/2004	3	73-74-75=222	+6	117th/88	71-16
Sun Bowl All-American Golf Classic	11/23/2004	3	67-65-72=204	-9	1st/29	28-0
TaylorMade/Waikoloa Intercollegiate	02/12/2005	3	68-69-66=203	-13	111th/109	98-10
Puerto Rico Classic	03/01/2005	3	70-71-70=211	-5	16th/90	84-5
Southern Highlands Collegiate Champs	03/13/2005	3	74-72-76=222	+6	125th/80	55-24
Oregon Duck Invitational	03/22/2005	3	74-69-74=217	+1	112th/90	78-11
Hooties at Bulls Bay Intercollegiate	03/29/2005	3	76-75-75=226	+10	145th/75	30-44
ACC Championship	04/17/2005	3	74-73-73=220	+4	110th/50	40-9
NCAA East Regional	05/21/2005	3	72-72-69=213	E	133rd/141	108-32
NCAA Championship	06/04/2005	4	75-69-77-69=290	+10	127th/150	123-26
SEASON TOTALS		40	2866 Avg. 71.65	E		898-206

CAMERON TRINGALE • LAGUNA NIGUEL, CALIF.

Career Honors and Statistics

GCAA All-American	2006 (2nd), 2007 (2nd), 2008 (HM), 2009 (1st)
GCAA All-America Scholar	2008, 2009
All-Atlantic Coast Conference	2006, 2007, 2008, 2009
Academic All-ACC	2007, 2008, 2009
ACC Academic Honor Roll	2007, 2008, 2009
U.S. Walker Cup Team	2009
U.S. Palmer Cup Team	2009

Season	Rounds	Lo54	LoRnd	Par/-	Events	Top1	Top5	Top10	W-L	WLPct	Avg
2005-06	37	202	65	20	12	2	4	6	883-205	.812	72.19
2006-07	37	201	64	21	12	-	2	5	782-163	.828	71.49
2007-08	32	200	65	18	11	-	3	4	604-283	.681	72.22
2008-09	33	205	67	18	11	2	4	7	825-117	.876	71.36
Totals	139	200	64	77	46	4	13	22	3094-768	.801	71.81

Career Tournament Results

2005-06	Date	Rounds	Scores	Par	Rank	W-L
Ping/Golfweek Preview Invitational	09/28/2005	3	75-77-69=221	+5	128th/75	47-27
Jerry Pate National Intercollegiate	10/11/2005	3	73-67-67=207	-6	14th/60	56-3
Isleworth-UCF Collegiate Invitational	10/25/2005	3	74-74-82=230	+14	145th/90	45-44
Carpet Capital Collegiate	11/06/2005	3	79-69-74=222	+6	140th/90	50-39
UH Hilo Intercollegiate	02/10/2006	3	65-67-70=202	-11	1st/105	104-0
Puerto Rico Classic	02/28/2006	3	70-70-78=218	+2	127th/90	63-26
Southern Highlands Collegiate	03/12/2006	3	78-72-80=230	+14	130th/79	49-29
Morris Williams Intercollegiate	04/04/2006	3	70-70-74=214	-2	18th/91	83-7
The United States Intercollegiate	04/11/2006	3	72-77-73=222	+6	121st/69	48-20
ACC Men's Championship	04/23/2006	3	69-65-72=206	-10	1st/54	53-0
NCAA Central Regional	05/20/2006	3	71-71-72=214	+1	14th/141	137-3
NCAA Championship	06/03/2006	4	73-70-68-74=285	-3	18th/156	148-7
SEASON TOTALS		37	2671 Avg. 72.19	E		883-205

2006-07	Date	Rounds	Scores	Par	Rank	W-L
Carpet Capital Collegiate	09/17/2006	3	73-74-66=213	-3	119th/90	71-18
Olympia Fields/Fighting Illini Invit.	09/25/2006	3	74-76-69=219	+3	113th/60	47-12
Ping/Golfweek Preview Invitational	10/04/2006	3	73-74-68=215	+5	131st/75	44-30
Isleworth-UCF Collegiate Invitational	10/24/2006	3	70-77-77=224	+8	125th/89	64-24
Western Refining College All-America	11/21/2006	3	77-67-70=214	+1	22nd/28	6-21
UH Hilo Intercollegiate	02/09/2007	3	64-64-73=201	-9	15th/94	89-4
Puerto Rico Classic	02/27/2007	3	71-70-74=215	-1	117th/90	73-16
Southern Highlands Collegiate	03/11/2007	3	73-70-76=219	+3	110th/79	69-9
United States Collegiate Championship	04/11/2007	3	72-77-72=221	+5	18th/76	68-7
ACC Championship	04/22/2007	3	72-68-69=209	-7	2nd/54	52-1
NCAA East Regional	05/19/2007	3	67-70-80=217	+1	114th/141	127-13
NCAA Championship	06/02/2007	4	67-68-69-74=278	-2	19th/81	72-8
SEASON TOTALS		37	2645 Avg. 71.49	E		782-163

2007-08	Date	Rounds	Scores	Par	Rank	W-L
Carpet Capital Collegiate	09/16/2007	3	77-84-75=236	+20	182nd/90	8-81
Brickyard Collegiate Championships	10/09/2007	3	70-68-68=206	-10	13rd/74	71-2
Isleworth CF Collegiate	10/23/2007	3	74-72-72=218	+2	123rd/90	67-22
Western Refining All-American Classic	11/20/2007	3	74-73-69=216	+3	24th/28	4-23
UH Hilo Invitational	02/08/2008	3	65-67-68=200	-10	4th/96	92-3
Puerto Rico Classic	03/02/2008	3	74-73-70=217	+1	117th/79	62-16
Southern Highlands Collegiate	03/09/2008	3	71-69-76=216	E	17th/79	72-6
United States Collegiate Championship	03/26/2008	3	69-71-73=213	-3	5th/78	73-4
Administrative ASU Invitational	04/06/2008	2	71-74=145	+1	127th/89	62-26
ACC Championship	04/20/2008	3	71-72-69=212	-4	113th/55	42-12
NCAA Central Regional	05/17/2008	3	80-74-78=232	+19	189th/140	51-88
SEASON TOTALS		32	2311 Avg. 72.22	+1		604-283

2008-09	Date	Rounds	Scores	Par	Rank	W-L
Carpet Capital Collegiate	09/14/2008	3	75-73-67=215	-1	17th/90	83-6
Ping/Golfweek Preview Invitational	09/30/2008	3	75-67-72=214	+1	113th/75	62-12
Brickyard Collegiate Championship	10/13/2008	3	67-75-69=211	+1	1st/80	79-0
Isleworth-UCF Collegiate	10/28/2008	3	71-72-75=218	+2	110th/90	80-9
UH-Hilo Intercollegiate	02/6/2009	3	74-73-67=214	-2	110th/100	90-9
Puerto Rico Classic	03/01/2009	3	70-75-70=215	-1	121st/74	53-20
Southern Highlands Collegiate	03/15/2009	3	67-70-68=205	-11	1st/80	79-0
United States Collegiate Championship	04/07/2009	3	73-79-75=227	+11	141st/78	37-40
ACC Championship	04/19/2009	3	67-69-71=207	-9	13rd/55	52-2
NCAA Central Regional	05/16/2009	3	69-74-71=214	-2	13rd/7	

ALL-TIME GREATS

MATT WEIBRING • PLANO, TEXAS

Career Honors and Statistics

GCAA All-American	2000 (HM), 2002 (3rd)
All-Atlantic Coast Conference	2002
ACC Academic Honor Roll	2001

Season	Rounds	Lo54	LoRnd	Par/-	Events	Top1	Top5	Top10	W-L	WLPct	Avg
1998-99	9	225	74	-	3	-	-	-	96-132	.421	76.00
1999-00	25	214	67	11	8	-	-	1	476-247	.658	72.96
2000-01	35	210	68	17	12	-	-	1	678-376	.643	73.74
2001-02	34	207	65	17	11	-	4	5	728-230	.760	72.32
Totals	103	207	65	45	34	-	4	7	1978-985	.668	73.28

Career Tournament Results

1998-99	Date	Rounds	Scores	Par	Rank	W-L
PING/Golfweek Preview Invitational	9/28-29/98	3	80-78-75=233	+17	149th/75	26-48
Duke Golf Classic	10/18-19/98	3	74-75-77=226	+10	149th/81	32-48
Chris Schenkel/E-Z-Go Invitational	3/27-28/99	3	75-75-75=225	+9	137th/75	38-36
SEASON TOTALS	9	684 Avg. 76.00	+4	-	96-132	

1999-2000	Date	Rounds	Scores	Par	Rank	W-L
PING/Golfweek Preview Invitational	9/19-21/99	3	73-71-71=215	-1	112th/90	78-11
Carpet Capital Collegiate	10/1-3/99	3	74-76-80=230	+14	160th/75	15-59
Golf World/Palmetto Dunes Invitational	11/5-7/99	3	73-70-71=214	-2	130th/89	59-29
Las Vegas Intercollegiate	3/10-12/00	3	73-71-76=220	+4	146th/75	29-45
U.S. Collegiate Championship	4/7-9/00	3	73-69-73=215	-1	114th/60	46-13
Atlantic Coast Conference Championship	6/6/2000	3	72-75-79=226	+10	131st/45	14-30
NCAA East Regional	5/18-20/00	3	78-77-73=228	+15	156th/141	85-55
NCAA Championship	5/31-6/3/00	4	71-71-67-67=276	-12	6th/156	150-5
SEASON TOTALS	25	1824 Avg. 72.96	+1	-	476-247	

2000-01	Date	Rounds	Scores	Par	Rank	W-L
PING/Golfweek Preview Invitational	9/25-26/00	2	76-76=152	+8	144th/80	36-43
Carpet Capital Collegiate	10/6/00	3	71-73-82=226	+10	136th/80	44-35
Jerry Pate Intercollegiate	10/16-17/00	3	71-75-71=217	+4	127th/60	33-26
Golf World Invitational	11/3-5/00	3	69-70-74=213	-3	128th/90	62-27
Taylor Made/Waikoloa Intercollegiate	2/15-17/01	3	85-80-72=237	+21	167th/120	53-66
Puerto Rico Classic	2/25-27/01	3	75-75-69=219	+3	115th/75	60-14
Las Vegas Intercollegiate	3/9-11/01	3	85-69-69=223	+7	133rd/75	42-32
Morris Williams Intercollegiate	3/26/01	2	73-77=150	+6	137th/84	47-36
Ford U.S. Collegiate Championships	4/4-6/01	3	71-68-79=218	+2	116th/60	44-15
Atlantic Coast Conference Championship	4/20-22/01	3	73-71-72=216	E	112th/45	33-11
NCAA East Regional	5/17-19/01	3	69-71-70=210	-6	110th/141	131-9
NCAA Championship	5/30-6/2/01	4	76-78-75-71=300	+12	163rd/156	93-62
SEASON TOTALS	35	2581 Avg. 73.74	+2	-	678-376	

2001-02	Date	Rounds	Scores	Par	Rank	W-L
PING/Golfweek Preview Invitational	09/30/2001	3	74-77-76=227	+14	155th/75	20-54
Carpet Capital Collegiate	10/07/2001	3	71-74-75=220	+4	117th/75	58-16
Jerry Pate National Intercollegiate	10/16/2001	3	75-70-76=221	+8	128th/60	32-27
Long Cove Invitational	11/11/2001	3	73-70-69=212	-1	4th/75	71-3
TaylorMade/Waikoloa Intercollegiate	02/15/2002	3	73-70-79=222	+6	137th/120	83-36
Puerto Rico Classic	02/26/2002	3	69-77-65=211	-5	14th/75	71-3
Callaway Golf Las Vegas Collegiate	03/10/2002	3	77-70-71=218	+2	119th/84	65-18
PING/US Collegiate Championships	04/07/2002	3	69-73-72=214	-2	7th/63	56-6
ACC Championship	04/21/2002	3	68-70-69=207	-9	12nd/45	43-1
NCAA East Regional	05/18/2002	3	70-71-75=216	E	5th/141	136-4
NCAA Championships	06/01/2002	4	70-74-74-73=291	+7	163rd/156	93-62
SEASON TOTALS	34	2459 Avg. 72.32	+1	-	728-230	

JAMES WHITE • ACWORTH, GA.

Career Honors and Statistics

GCAA All-American	2011 (1st team), 2012 (3rd)
Byron Nelson Award recipient	2012
GCAA All-America Scholar	2011, 2012
CoSIDA Academic All-American	2012
All-Atlantic Coast Conference	2010, 2011, 2012
ACC Scholar-Athlete of the Year	2012
Academic All-ACC	2009, 2010, 2011, 2012
ACC Academic Honor Roll	2009, 2010, 2011, 2012
U.S. Palmer Cup Team	2012

Season	Rounds	Lo54	LoRnd	Par/-	Events	Top1	Top5	Top10	W-L	WLPct	Avg
2008-09	27	208	68	7	9	-	-	2	324-440	.424	74.78
2009-10	31	211	67	12	11	-	-	2	746-238	.758	72.39
2010-11	32	204	62	19	11	2	4	8	765-107	.877	71.56
2011-12	33	206	66	24	11	-	5	5	726-126	.852	71.18
Totals	123	204	62	62	42	2	9	17	2561-911	.738	72.37

Career Tournament Results

2008-09	Date	Rounds	Scores	Par	Rank	W-L
PING/Golfweek Preview Invitational	09/30/2008	3	76-76-83=235	+22	171st/75	4-70
Brickyard Collegiate Championship	10/13/2008	3	75-73-72=220	+10	128th/80	52-27
UH-Hilo Intercollegiate	02/6/2009	3	80-77-72=229	+13	160th/100	40-59
Puerto Rico Classic	03/01/2009	3	68-70-70=208	-8	16th/74	68-5
Southern Highlands Collegiate	03/15/2009	3	75-77-77=229	+13	157th/80	23-56
United States Collegiate Championship	04/07/2009	3	73-80-77=230	+14	155th/78	23-54
ACC Championship	04/19/2009	3	71-71-70=212	-4	16th/55	49-5
NCAA Central Regional	05/16/2009	3	75-75-76=226	+10	139th/75	36-38
NCAA Championship	05/28/2009	3	79-77-74=230	+17	1127th/156	29-126
SEASON TOTALS	27	2019 Avg. 74.78	+3	-	324-440	

2009-10	Date	Rounds	Scores	Par	Rank	W-L
Mason Rudolph Intercollegiate	09/29/2009	2	69-74=143	+1	130th/90	60-29
Brickyard Collegiate Championship	10/11/2009	2	71-73=144	E	115th/84	69-14
UNCG Bridgestone Collegiate	10/25/2009	3	73-73-67=213	-3	14th/84	70-13
Mauna Lani Invitational	02/05/2010	3	78-70-67=215	-1	16th/120	114-5
Puerto Rico Classic	02/23/2010	3	69-71-71=211	-5	115th/75	60-14
Southern Highlands Collegiate Masters	03/14/2010	3	75-79-73=227	+11	116th/79	63-15
Linger Longer Invitational	03/28/2010	3	73-76-68=211	+1	17th/88	81-6
Wolfpack Intercollegiate	04/10/2010	3	75-72-75=222	+9	132nd/89	57-31
ACC Championship	04/25/2010	3	73-73-70=216	E	119th/55	36-18
NCAA Southeast Regional	05/22/2010	3	71-72-72=215	+5	123rd/75	52-22
NCAA Championship (stroke play)	06/03/2010	3	77-72-72=221	+5	172nd/156	84-71
NCAA Championship (match play)	06/04/2010	3	def. Mitch Krywulycz (Augusta State), 2&1			
SEASON TOTALS	31	2244 Avg. 72.39	+1	-	746-238	

2010-11	Date	Rounds	Scores	Par	Rank	W-L
Carpet Capital Collegiate	9/11-13/2010	3	71-74-74=219	+3	119th/60	41-18
PING/Golfweek Preview	9/26-28/2010	3	74-76-81=231	+15	143rd/75	32-42
Brickyard Collegiate	10/8-10/2010	3	71-72-70=213	-3	18th/84	76-7
United States Collegiate Championship	10/24-26/2010	3	62-70-72=204	-12	1st/78	77-0
Amer Ari Invitational	2/2-4/2011	3	72-66-71=209	-7	110th/114	104-9
Puerto Rico Classic	2/20-22/2011	3	69-69-68=206	-10	1st/75	74-0
Southern Highlands Collegiate Masters	3/11-13/2011	3	74-74-68=216	E	15th/80	75-4
Yellow Jacket Classic	4/16-17/2011	2	75-76=151	+7	113th/31	18-12
Atlantic Coast Conference Championship	4/22-24/2011	3	72-73-68=213	-3	18th/55	47-7
NCAA East Regional	5/19-21/2011	3	73-71-68=212	-4	12nd/75	73-1
NCAA Championship (stroke play)	5/31-6/2/2011	3	67-73-76=216	E	18th/156	148-7
NCAA Championship (match play)	6/3/2011	3	lost to Patrick Reed (Augusta State), 3&2			
SEASON TOTALS	32	2290 Avg. 71.56	E	-	765-107	

2011-12	Date	Rounds	Scores	Par	Rank	W-L
Golfweek Conference Challenge	9/25-27/2011	3	76-73-71=220	+4	118th/75	57-17
Brickyard Collegiate	10/7-9/2011	3	71-72-75=218	+2	114th/84	70-13
United States Collegiate Championship	10/23-25/2011	3	69-72-76=217	+1	119th/75	56-18
Western Refining All-American Classic	11/21-22/2011	3	68-71-69=208	-5	4th/27	23-3
Amer Ari Invitational	2/1-3/2012	3	70-70-68=208	-8	14th/116	112-3
Puerto Rico Classic	2/19-21/2012	3	70-66-72=208	-8	3rd/75	72-2
Seminole Intercollegiate	3/9-11/2012	3	68-68-70=206	-7	13rd/96	93-2
Barona Collegiate Cup	3/22-23/2012	3	74-73-68=215	-1	127th/107	80-26
Gary Koch Invitational	4/7-8/2012	3	71-71-70=212	-4	15th/78	73-4
Atlantic Coast Conference Championship	4/20-22/2012	3	70-68-77=215	+1	116th/55	39-15
NCAA Norman Regional	5/17-19/2012	3	69-74-79=222	+6	124th/75	51-23
SEASON TOTALS	33	2349 Avg. 71.18	-1	-	726-126	

ALL-TIME LETTERWINNERS

A

Aclair, Bobby	1941
Aclair, Perry	1918-19
Albertson, Anders R.	2012-13-14-15
Albright, John R.	1965
Allen, Ivan	1931
Allen III, Silas L. (Chip)	1970-71
Allen III, Thomas J.	1969
Anderson	1975
Anderson, Robert F.	1995-96
Andrews, Alexander (Bo)	2010, 12-13-14
Applegate, Johnny	1977
Arnold, J. Noble	1950-51-52

B

Bachman, Tommy H.	1950-51-52
Bachmans, Johnny	1926
Bailes, Charles E.	1974
Baird, Michael J.	1991-92
Baker Jr., Gordon B. (Buddy)	1961-62-63
Balentine	1948
Barbosa, Michael L.	2003-04-05-06
Barker, Shawn C.	1982
Barnes Jr., Edward T.	1950-56-57
Barnes, Robert B.	1947
Barnes, Tommy	1935-36-37-38
Beach, George D.	1960
Beautell, Carlos L.	1992-93-94-95
Beer, Joseph L.	1970
Blalock, William P.	1973
Bowden III, Bicknel E. (Bo)	1975-76-77-78
Bowden, Daniel K.	2007-08
Boyd, A.J.	1918
Brannon, J.T.	1925
Bratton, Adam	2021-22-23-24
Brooks, Gene	1938
Brown Jr., Frank Arnold	1969-70
Brown, Pratt	1931
Brumby, Charlie	1927, 29
Burris, Peter	1979
Busch, Ronald L.	1970-71-72

C

Calley, Bill	1937
Carroll, Bradley G.	1996
Cassin, Nick	1997
Castro, Roberto M.	2004-05-06-07
Cates, George E.	1959
Cavin, John M.	1964-65-66
Caye, W.C.	1940
Cheek, Edwin W.	1968
Cink, Stewart E.	1992-93-94-95
Clark, James C.	2015-18, 19
Clark II, M. Michael	1988-89-90-91
Clark, William D.	1947-48
Clay, Gordon C.	1946-47-48-49
Clay, J.P.	1940, 46
Cleveland Jr., James R.	1959-60
Cochran, James H. (Chip)	1981-82
Cohan, Adam R.	2006-07-08-09
Coker, Donald R.	1961
Coles, Donald L.	1952
Collins, J.F.	1940
Cook, Jack	1938
Copeland Jr., Morris R.	1957-58
Copeland, R. Dallas	1960-61
Cranford, Adam G.	2001-02-03
Cress II, Michael A.	1994
Cribb Jr., Rembert T.	1969
Cromer, Billy	1937
Crowley, T.S.	1940
Cupit, Christopher	1987-88
Czuchry, Drew	2012-13, 15

D

Daniels, Charlie	1934
Dickson, Will G.	2019-20-21
Dixon, Joseph Lamar	1986-87
Donahue, Mike	1977-78
Drago, David C.	2006-07-08-09
Dudley, Robert L.	1969
Dudley, William E.	1966-67-68
Duval, David R.	1990-91-92-93

E

Eager, Bill	1935-36
Earthman, Bill	1947
Edge III, Arthur B. (Skin)	1954
Edge, Edward W. (Ned)	1953-54-55-56
Edwards, Richard C.	1953-54
Edwards Jr., William V.	1963-64
Elliott, Randolph S.	1975
Ervin, R.T.	1946
Ethridge, Gene L.	1948
Espy III, Robert W.	1971-72-73
Ewing, Charles A.	1948-49
Ewing, Morris M. (Lefty)	1959-60-61

F

Farnsworth, Bip	1924-25
Farris, Henry A. (Pete)	1952
Filipowicz, Matthew J.	1995
Florence, Harold	1940-41
Fontenot, Kale	2024
Forward, Roy C.	1958
Forrester, Bartley	2020-21-22-23-24
Forrester, Carlton M.	1997-98-99-2000
Fortenberry	1975
Forward, Roy	1958
Fuller, Alan C.	1981-82-83

G

Gayle, Sidney A.	1940-41
Gervas, J. Ignacio	1984-85-86-87
Gilliland, Bill	1978-79
Ginn, Billy	1934-35
Ginn, J.C.	1940
Green Jr., Thomas H.	1946-47-48-49
Griffin, John Tyler	2008-09-10-11
Gunn, Watts	1926-27
Gurley, Paul D.	1947
Guyton, Alan B.	1970-71

H

Hadley, Chesson T.	2007-08-09-10
Hailey, C. David	1974-75
Hak, Shun Yat	2013
Haley II, Paul D.	2008, 10-11
Haley III, Robert L.	1978-79
Hall, Rich	1976
Hall, Taylor A.	2006-07-08-09
Harbist, Frank	1981-82
Harris, George	1932
Harrison, Carl	1931
Harrison, Charles W.	1950, 52
Haynie, Seth R.	1947
Hendrick, Gayle	1941
Henry Jr., George W. (Bunky)	1965-67
Herron, Ed	1930
Heyward, J.S.	1970
Hill III, Gabriel C.	1954-56
Hines, Michael P.	2013, 15-16-17
Hocking, Nelson W.	1947
Holditch, Stanley	1935-36-37
Holroyd III, Francis L. (Trey)	1989
Hopson, David B.	1981-82-83-84-85
Hopson, Steven M.	1975-76-77-78
Horak, Robert H.	1962, 64
Houllion, E. Lanny	1970-71-72-73
Howden Fred J.	1918
Howe, Connor C.	2019-20-21-22-23
Howell, Dixie	1938
Howell, Homer S. (Scott)	1949-50-51
Hudson, Scott	1929-30-31
Hugenberg, Keith	1981-82
Hugenberg, Todd	1981
Hughes, Melvin L.	1969
Hulse, Samuel M.	1992, 94-96
Humphreys, Roy W.	1960, 62
Hunter, Richard L., Jr.	1972-73

I

Inman, Walker	1924
Irvin, Merriman	1927, 1929
Ishenhour, John H. (Tripp), III	1987-88-89-90

J

Johnson, C. Michael	1974-75-76
Johnson Jr., George D.	1954-55-56-57
Johnson, J. Douglas	1978-79
Johnson, Lynwood A.	1953
Johnson, Roger B.	1957-58
Johnston, H. James	1991-92
Johnston, Thomas C.	1993
Joiner, Jacob M.	2015-16-17-18
Joiner, Tyler P.	2016-16-17-18
Jones, Ben	1935
Jones, W.C.	1950
Jordan, Thomas G.	2003-04-05-06

K

Karaulic, Luka	2021-22
Kelley, Jefferson	1941
Kim, Carson	2024
Kite, Larry L.	1964
Kramer, Aidan	2022-23-24
Krauth, Walter	1977
Kuchar, Matthew G.	1997-98-99-2000

L

LaClair Jr., Huston L. (Paddy)	1949-50-51
Lamprecht, Christo	2021-22-23-24
Landrey, Frank E.	1961-62-63
Lane, Joseph H.	1962-63

Larsen, Kevin B.	2004-05-06-07
Lalimer, Wes D.	1998-99-2000-01
Leach, John	1929
Leach Jr., William O. (Bill)	1958
Legg, Frank	1937-38
Lowe, Joe F., Jr.	1977
Lowery, Joseph M. (Jody)	1978-79-80-81
Lynn, J.H.	1924

M

Maddox, John R.	1952-53-54
Manly, Frank W.	1947
Mann, R.S.	1946
Mao, Andy	2020-21-22-23-24
Marks, Eugene D.	1953
Martin, Joe S.	1963
Masser, Terry A.	1965
Mathews, Harry T. (Tommy)	1957
Matteson, Troy J.	2000-01-02-03
McCommon, Clayton J.	1947
McDonald, William R.	1985-86-87-88
McDonnell, Robert P.	1983-84-85-86
McIntyre, Bruce	1981
McWilliams, Leonard M.	1967-68-69
Mikkelsen, Kris K.	1999-2000-01-02
Mize, Larry H.	1976-77-78-79
Milam, Jay E.	1950
Miller, William R.	2009-10-11-12
Millington Jr., Edgar N.	1982
Molder, Bryce W.	1998-99-2000-01
Moody, Ken	1979-80-81
Moore, Berrien	1932, 34
Moore, Jackson	1971
Moore, Richard P.	1968
Morgan, Bruce	1932
Muir, Scott	1978-79
Mulin, Andrew S.	1959
Muniz, Mauricio O.	1995-96-97-98
Myland, J.	1971-72-73

N

Newton, Brian P.	1995-96-97-98
Nichols, Jonathan P.	1984-85-86-87
Nicklaus, Michael S.	1994-95
Norton, Noah R.	2018-19-20-21
Nunn Jr., Samuel A.	1958-59

O

Oaks, Wilbur	1931
Ogletree, J. Andrew	2017-18-19-20

P

Park, Roderick	1985
Pearson, Michael E.	1996-97-98-99
Percinski, Mike	1974, 77
Perry, Donald G. (Frank)	1966-67-68-69
Perry, John W.	1976
Petefish, Christopher R.H.	2015-16-17-18
Peurifoy, George	1974
Pisciotta, Michael V.	2015-16-17-18
Ploeger, William D.	1961-62
Prescott, T.S.	1918
Pritchett, William A. (Tom)	1948-49

Q

Quirk, Joseph E., III	1974-75-76-77
-----------------------	---------------

R

Rackley IV, Brady	2024
Raney, Ben T.	1979-80-81
Rantanen, Mikko P.	1993-94
Reeves, Chan	1988-89-90-91
Reeves, Seth A.	2011-12-13-14
Retzlaff, Steven F.	1975, 78
Reuter, Benjamin	2022-23
Rich, Jett	1987
Riddle, Richard B.	1979-80
Ridley, Frank	1932
Riprock, Dash	1969
Robertson, Robbie	1977
Rodley, John	1932, 34
Robbins, Eugene F.	1953
Rollins, H. Wyatt	1992, 94
Rosenberg, Barry J.	1974
Rowley, David J.	1989
Rudolph, Jacob C. (Jakie)	1952
Rymer, Charles C.	1987-88-89-90

S

Sams, Robert B. (Bobby)	1971-72-73-74
Sams, T.A. (Al)	1971
Sanders, Randall P.	1970
Sanders, R.J.	1941
Sands, James U.	1964, 66
Sargent, George T.	1940-41
Saylor, Brent	1975, 77
Saylor, Mark	1977
Schiederjans, Luke C.	2017-18-19-20
Schiederjans, Ollie F.	2012-13-14-15

Scott, Isaac A.	1946-47
Scott, Kyle R.	2010-11
Sears, C. Larry	1963-64-65
Serafini, Anton N.	2019-20
Shackleford, Lee	1937
Shaw Jr., Thomas R.	1990-91
Shirley, Jim	1966
Sibley Jr., William H.	1953-54
Smith, Benjamin T.	2019-20-21-22
Smith, Lamar	1950-51-52
Smith, Dan J.	1957-58-59
Smith, Frasier M.	1967-68
Smith, Willingham	1936-37
Snyder Jr., K. David	1974-75
Solomon, English	1937
Song (Wonglukiet), Chan	2002-03-04-05
Spalding, Bill	1924-25-26
Spears, Mike	1979
Stames, Bill	1982
Steelman, Ross	2022-23
Steinberg, Steven O.	1965-66
Stover, Lance N.	1996
Strafaci, Tyler E.	2017-18-19-20
Street, Billy	1934-35
Sturthan, Richard W. (Dick)	1961
Sutton, James D.	1957, 1959
Swann, Albert J.	1974
Swann Jr., Albert J. (Duck)	1948-49

T

Tai, Hiroshi	2023-24
Taylor, Jim	1947
Taylor, John A.	1947
Taylor, J.H.	1924
Terrell, Carter S.	1953
Teuscher, John	1975
Thomas, Charles S.	1982-83-84-85
Thomas, Joseph W.	1971-72-73
Thompson, B.B.	1940
Thompson, Bobby	1938
Thompson, Nicholas D.	2002-03-04-05
Tian, Aidan	2023-24
Tringale, Cameron J.	2006-07-08-09
Tuten Jr., Henry W.	1955

V

Voorhes, Dick	1930
---------------	------

W

Walker, Culbert	1969
Walker Jr., Nicholas M.	1967-68
Walters, Jason A.	1993-94-95-96
Wang, Minghao	2009-10-11-12-13
Watkins, Ewing	1918
Watson, Keith	1977-78
Weibring, Matthew K.	1999-2000-01-02
Werencki, Richard R.	2011-12-13-14
Whaley, Vincent C.	2014-15-16-17
Whitaker, Frank	1925
White, James E.	2009-10-11-12
Wilhoit, Ray	1937
Williams Jr, Davis E.	1946-47
Williams, Don Q.	1984
Williams, Joe High	1926-27
Wooley, Jeffrey W.	1981-82
Wooten, Bill	1963
Wright Jr., Boykin C.	1958

Y

Yancey, Pat	1978
Yates, Charles R.	1932, 34
Yates Jr., Daniel	1938-39-40-41

This is a list of Georgia Tech men's golf letterwinners since 1931, compiled through GTAA records, media guides and statistical records. Any errors or omissions regarding this list should be brought to the attention of Mike Stamus, golf communications contact, at mstamus@athletics.gatech.edu.

PROGRAM RECORDS

SEASON - TEAM

Most tournament wins, season: 7 in 2001-02, 2013-14
Most consecutive wins: 5 in 2013-14
Most events, season: 14 in 1990-91, 1993-94, 2012-13
Most rounds played, season: 43 in 1993-94
Best 4-player scoring average: 281.03 in 2018-19 (33 rounds)

TOURNAMENT - TEAM

Low round: 262 (-26), Waikoloa Intercollegiate, 2005; 262 (-18), Maui Jim Intercollegiate, 2021
Low round in relation to par: -26 (262), Waikoloa Intercollegiate, 2005
Low 54-hole score: 796 (-44), Maui Jim Intercollegiate, 2021
Low 54-hole score in relation to par: -56 (808), Waikoloa Intercollegiate, 2005
Low 72-hole score: 1116, NCAA Championship, 2000
Largest margin of victory: 27 strokes (score-836), United States Collegiate Championship, 2010

TOURNAMENT - INDIVIDUAL

Low round: 60, Bryce Molder, Golf World Invitational (3rd round), Nov. 5, 2000
Low tournament score (36 holes): 131 (-9), Christo Lamprecht, Olympia Fields/Fighting Illini Invitational, 2023 (rain-shortened)
Low tournament score (54 holes): 194 (-16), Christo Lamprecht, Maui Jim Intercollegiate, 2021
Low tournament score in relation to par (54 holes): -20 (196), Bryce Molder, Golf World Invitational, 2000
Low tournament score (72 holes): 273, Bryce Molder, NCAA Championship, 1998

SEASON - INDIVIDUAL

Most events played: 15, Stewart Cink and Mikko Rantanen, 1993-94
Most rounds: 46, Mikko Rantanen, 1993-94
Most victories: 5, Ollie Schniederjans, 2013-14
Most consecutive wins: 3, Ollie Schniederjans, 2013-14; Troy Matteson, 2001-02; David Duval, 1992-93
Most top-10 finishes: 10, David Duval, 1992-93
Most rounds par/under: 32, Ollie Schniederjans, 2013-14
Most rounds under 70: 20, Ollie Schniederjans, 2013-14
Lowest stroke average: 69.16, Christo Lamprecht (31 rounds), 2023-24

CAREER - INDIVIDUAL

Most events played: 54, David Duval, 1989-93
Most rounds played: 162, David Duval, 1989-93; Connor Howe, 2018-23
Most victories: 9, Bryce Molder, 1997-2001
Most top-10 finishes: 39, David Duval, 1989-93
Lowest stroke average: 70.05, Christo Lamprecht, 2020-24
Most rounds under par/under: 106, Bryce Molder, 1997-2001
Most rounds under 70: 62, Bryce Molder, 1997-2001
Career coaching wins: 72, Bruce Heppler (1995-present)

CAREER ALL-TIME LISTS

Stroke Average

Average	Player	Rounds	Years
70.05	Christo Lamprecht	130	2020-24
70.69	Bryce Molder	147	1997-01
70.77	Ross Steelman	62	2021-23
70.96	Ollie Schniederjans	144	2011-15
71.37	Luke Schniederjans	114	2016-20
71.47	Noah Norton	73	2017-20
71.49	Anders Albertson	150	2011-15
71.54	Andy Ogletree	110	2016-20
71.65	Tyler Stralaci	105	2016-20
71.71	Noah Norton	101	2017-21
71.74	Bartley Forrester	137	2019-24
71.81	Cameron Tringale	139	2005-09
71.83	David Duval	162	1989-93
71.83	Connor Howe	147	2018-23
71.86	Matt Kuchar	138	1996-2000
71.91	Troy Matteson	139	1998-03
71.92	Roberto Castro	143	2003-07
72.02	Chan Song	146	2001-05
72.05	Nicholas Thompson	143	2001-05
72.22	Seth Reeves	95	2010-14
72.37	James White	123	2008-12
72.38	Chesson Hadley	106	2006-10
72.47	Kyle Scott	106	2009-11
72.66	Stewart Cink	157	1991-95
72.67	Chris Petefish	111	2014-18
72.70	Vincent Whaley	92	2013-17
72.90	Kris Mikkelsen	101	1998-02
72.94	John-Tyler Griffin	122	2007-11
72.95	James Clark	107	2014-19

Minimum two complete seasons played at Tech

Rounds Played (stroke)

Rounds	Player	Years
162	David Duval	1989-93
162	Connor Howe	2018-23
157	Stewart Cink	1991-95
150	Anders Albertson	2011-15
147	Bryce Molder	1997-2001
146	Chan Song	2001-05
146	Charlie Rymmer	1986-90
144	Ollie Schniederjans	2011-15
143	Roberto Castro	2003-07
143	Nicholas Thompson	2001-05
139	Troy Matteson	1998-2003
139	Cameron Tringale	2005-09
138	Matt Kuchar	1996-2000
137	Bartley Forrester	2019-24
135	Chan Reeves	1987-91
134	Kevin Larsen	2003-07
133	Nacho Gervas	1983-87
130	Jay Nichols	1983-87
129	Jason Walters	1992-96
127	Carlton Forrester	1995-2000
123	James White	2008-12
122	J.T. Griffin	2008-11
122	Bill McDonald	1984-88
121	Tripp Isenhour	1986-90
120	Bob McDonnell	1982-86
116	Bo Andrews	2009-14
114	Luke Schniederjans	2016-20
114	Wes Latimer	1997-2001
111	Chris Petefish	2014-18
110	Bartley Forrester	2019-present
110	Andy Ogletree	2016-20
109	Richy Werenski	2010-14
109	Michael Clark II	1987-91
107	James Clark	2014-19
107	Brian Newton	1993-98
107	Mike Pearson	1995-99
106	Chesson Hadley	2006-10
105	Tyler Stralaci	2016-20
104	Mike Barbosa	2003-06
104	Carlos Beautell	1991-95
103	Matt Weibring	1998-2002
101	Noah Norton	2017-21
101	Kris Mikkelsen	1998-2002

Even/Under Par Rounds

Rounds	Player	Years
106	Bryce Molder	1997-2001
103	David Duval	1989-93
96	Christo Lamprecht	2020-24
93	Anders Albertson	2011-15
92	Ollie Schniederjans	2011-15
82	Connor Howe	2018-23



Christo Lamprecht holds Tech records for low scoring average in a career (70.05) and a season (69.16).

81	Matt Kuchar	1996-2000
77	Cameron Tringale	2005-09
76	Roberto Castro	2003-07
74	Bartley Forrester	2019-24
71	Stewart Cink	1991-95
71	Troy Matteson	1998-2003
70	Christo Lamprecht	2020-present
69	Nicholas Thompson	2001-05
66	Andy Ogletree	2016-20
66	Chan Song	2001-05
63	Luke Schniederjans	2016-20
63	Tyler Stralaci	2016-20
63	Tyler Stralaci	2016-20
62	James White	2008-12
59	Nacho Gervas	1983-87
57	J.T. Griffin	2008-11
56	Noah Norton	2017-21
55	Chris Petefish	2014-18
54	Bartley Forrester	2019-present
54	Chesson Hadley	2006-10
52	Charlie Rymmer	1986-90
51	Carlton Forrester	1995-2000
51	Bo Andrews	2009-14
50	Seth Reeves	2010-14

Rounds Under 70

Rounds	Player	Years
62	Bryce Molder	1997-2001
57	Christo Lamprecht	2020-24
53	Ollie Schniederjans	2011-15
40	Cameron Tringale	2005-09
38	Anders Albertson	2011-15
36	Bartley Forrester	2019-24
35	Nicholas Thompson	2001-05
35	David Duval	1989-93
35	Christo Lamprecht	2020-present
34	Roberto Castro	2003-07
34	Troy Matteson	1999-2003
34	Connor Howe	2018-23
33	Noah Norton	2017-21
33	Matt Kuchar	1996-2000
31	Luke Schniederjans	2016-20
30	Stewart Cink	1991-95

Top-10 Finishes

Top10s	Player	Years
39	David Duval	1989-93
37	Bryce Molder	1997-2001
28	Stewart Cink	1991-95
27	Ollie Schniederjans	2011-15
25	Matt Kuchar	1996-2000
24	Christo Lamprecht	2020-24
22	Cameron Tringale	2005-09
21	Anders Albertson	2011-15
20	Roberto Castro	2003-07
19	Nacho Gervas	1983-87
18	Christo Lamprecht	2020-present
17	James White	2008-12
16	Troy Matteson	1998-2003
16	Charlie Rymmer	1986-90
15	Nicholas Thompson	2001-05
15	John-Tyler Griffin	2008-11

SEASON ALL-TIME LISTS

Stroke Average

Average	Player	Rounds	Year
69.16	Christo Lamprecht	31	2023-24
69.43	Bryce Molder	35	2000-01
69.44	Christo Lamprecht	34	2022-23
69.50	Ross Steelman	28	2022-23
69.51	Ollie Schniederjans	39	2013-14
70.22	Christo Lamprecht	37	2021-22
70.27	Luke Schniederjans	33	2018-19
70.38	Andy Ogletree	32	2018-19
70.51	Ollie Schniederjans	37	2014-15
70.65	Matt Kuchar	34	1999-00
70.65	Connor Howe	34	2022-23
70.72	Bryce Molder	36	1999-00
70.73	David Duval	41	1992-93
70.74	Hiroshi Tai	35	2023-24
70.75	Seth Reeves	36	2013-14
70.80	Matt Kuchar	35	1997-98
70.86	Roberto Castro	37	2004-05
70.89	Bartley Forrester	37	2021-22
70.95	Bryce Molder	38	1997-98
71.05	Anders Albertson	38	2012-13
71.08	Stewart Cink	37	1994-95
71.09	Chesson Hadley	32	2007-08
71.15	Tyler Strafaci	33	2018-19
71.17	Nicholas Thompson	36	2003-04
71.18	James White	33	2011-12
71.19	Connor Howe	37	2021-22
71.22	Troy Matteson	36	2002-03
71.30	Tyler Strafaci	30	2017-18
71.31	Ollie Schniederjans	35	2012-13
71.35	Bartley Forrester	31	2022-23
71.36	Cameron Tringale	33	2008-09
71.39	Anders Albertson	33	2011-12
71.41	Troy Matteson	37	2001-02
71.42	Noah Norton	37	2018-19
71.43	Noah Norton	30	2017-18
71.48	Anders Albertson	40	2014-15
71.49	Cameron Tringale	37	2006-07
71.50	Hiroshi Tai	34	2022-23
71.54	Bartley Forrester	37	2023-24
71.56	James White	32	2010-11
71.57	Christo Lamprecht	28	2020-21
71.58	Bryce Molder	38	1998-99
71.63	Kyle Scott	32	2010-11
71.65	Nicholas Thompson	40	2004-05
71.67	Luke Schniederjans	33	2017-18
71.82	Chris Petefish	33	2017-18
71.82	Ross Steelman	34	2021-22
71.87	Luke Schniederjans	30	2016-17
71.88	Andy Ogletree	33	2017-18
71.88	Roberto Castro	34	2006-07
71.89	Roberto Castro	36	2003-04
71.93	James Clark	30	2016-17

(Under 72, minimum 30 rounds)

Stroke Average (Freshmen)

Average	Player	Rounds	Year
70.95	Bryce Molder	38	1997-98
71.39	Anders Albertson	33	2011-12
71.43	Noah Norton	30	2017-18
71.50	Hiroshi Tai	34	2022-23
71.57	Christo Lamprecht	28	2020-21
71.87	Luke Schniederjans	30	2016-17
71.89	Roberto Castro	36	2003-04
72.00	Benjamin Reuter	29	2021-22
72.09	Chesson Hadley	20	2006-07
72.23	Connor Howe	30	2018-19
72.38	Chris Petefish	29	2014-15
72.38	David Duval	40	1989-90
72.50	Matt Kuchar	40	1996-97
72.54	Tyler Strafaci	24	2016-17
72.63	Andy Ogletree	30	2016-17
72.70	Troy Matteson	33	1999-2000
72.76	Chan Song	34	2001-02
72.79	Ollie Schniederjans	33	2011-12
72.81	Nicholas Thompson	31	2001-02
72.91	Kale Fontenot	34	2023-24

(Under 73, minimum 20 rounds)

4-Player Scoring Average

Average	Season	Rounds	Strokes
279.53	2022-23	34	9504
281.03	2018-19	33	9274
281.59	2021-22	37	10419
282.17	2013-14	36	10158
282.97	2023-24	37	10470
283.15	2017-18	33	9344
284.56	2019-20	18	5122
284.90	2014-15	40	11396
285.09	1999-00	33	9408
285.86	2004-05	37	10577
286.06	2001-02	34	9726
286.10	2016-17	30	8583
286.34	2012-13	35	10022
286.66	1997-98	38	10893
286.67	2003-04	39	11180
286.81	2010-11	32	9178
286.91	2000-01	35	10042
287.39	2020-21	31	8909
288.72	1998-99	36	10394
288.93	2007-08	29	8379
288.94	2006-07	34	9824
289.18	2009-10	34	9832

289.37	1992-93	38	10996
289.61	2005-06	36	10426
290.46	1991-92	37	10747
290.94	2015-16	31	9019

Rounds Played*

Rounds	Player	Year
46	Mikko Rantanen	1993-94
45	Stewart Cink	1993-94
43	Carlos Beaufell	1993-94
43	Brian Newton	1993-94
42	Bartley Forrester	2023-24
42	Connor Howe	2022-23
42	Christo Lamprecht	2022-23
42	Hiroshi Tai	2022-23
41	David Duval	1992-93
41	David Duval	1990-91
40	Hiroshi Tai	2023-24
40	Anders Albertson	2014-15
40	Chan Song	2004-05
40	Nicholas Thompson	2004-05
40	Matt Kuchar	1996-97
40	David Duval	1991-92
40	David Duval	1989-90
40	Charlie Pymmer	1989-90
40	Bob McDonnell	1984-85
39	Anders Albertson	2013-14
39	Ollie Schniederjans	2013-14
39	Chan Song	2003-04
39	Bartley Forrester	2021-22
39	Connor Howe	2021-22
39	Christo Lamprecht	2021-22
39	Bartley Forrester	2022-23
38	Kale Fontenot	2023-24
38	Carson Kim	2023-24
38	Anders Albertson	2012-13
38	Wes Latimer	1998-99
38	Bryce Molder	1998-99
38	Bryce Molder	1997-98
38	Stewart Cink	1992-93
38	Jimmy Johnston	1990-91
38	Michael Clark II	1988-89
38	Tripp Isenhour	1988-89
38	Charlie Pymmer	1988-89
37	Ollie Schniederjans	2014-15
37	Cameron Tringale	2006-07
37	Cameron Tringale	2005-06
37	Mike Barbosa	2004-05
37	Roberto Castro	2004-05
37	Troy Matteson	2001-02
37	Kris Mikkelsen	2001-02
37	Stewart Cink	1994-95
37	Jason Walters	1994-95
37	Briny Baird	1991-92
37	Stewart Cink	1991-92
37	Jimmy Johnston	1991-92
37	Tom Shaw	1989-90
37	Nacho Gervas	1984-85
37	Bill McDonald	1984-85
36	Bo Andrews	2013-14
36	Seth Reeves	2013-14
36	Mike Barbosa	2005-06
36	Roberto Castro	2005-06
36	Kevin Larsen	2006-06
36	Roberto Castro	2003-04
36	Kevin Larsen	2003-04
36	Nicholas Thompson	2003-04
36	Troy Matteson	2002-03
36	Nicholas Thompson	2002-03
36	Bryce Molder	1999-2000
36	Wes Latimer	1997-98
36	Tripp Isenhour	1987-88
36	Bill McDonald	1987-88
36	Charlie Pymmer	1987-88
36	Jay Nichols	1984-85
36	Ross Steelman	2021-22
38	Ross Steelman	2022-23
35	Ollie Schniederjans	2012-13
35	J.T. Griffin	2010-11
35	Paul Haley	2010-11
35	Wes Latimer	2000-01
35	Kris Mikkelsen	2000-01
35	Bryce Molder	2000-01
35	Matt Weibring	2000-01
35	Carlton Forrester	1999-99
35	Matt Kuchar	1997-98
35	Nick Cassini	1996-97
35	Mike Pearson	1996-97
35	Carlos Beaufell	1992-93
35	Mikko Rantanen	1992-93
35	Chan Reeves	1990-91
35	Chan Reeves	1988-89

*Includes match play rounds

Even/Under Par Rounds

Rounds	Player	Years
32	Ollie Schniederjans	2013-14
31	David Duval	1992-93
29	Bryce Molder	2000-01
28	Christo Lamprecht	2021-22
28	Bryce Molder	1999-2000
26	Christo Lamprecht	2023-24
26	Anders Albertson	2012-13
25	Luke Schniederjans	2018-19

25	Anders Albertson	2014-15
25	Ollie Schniederjans	2014-15
25	Matt Kuchar	1999-2000
25	Bryce Molder	1997-98
25	Christo Lamprecht	2022-23
24	Anders Albertson	2013-14
24	James White	2011-12
24	Bryce Molder	1998-99
24	Matt Kuchar	1997-98
24	David Duval	1991-92
24	David Duval	1990-91
24	David Duval	1989-90
24	Ross Steelman	2022-23
23	Hiroshi Tai	2023-24
23	Connor Howe	2021-22
23	Andy Ogletree	2018-19
23	Roberto Castro	2004-05
23	Connor Howe	2022-23
22	J.T. Griffin	2010-11
22	Kyle Scott	2010-11
22	Chan Song	2004-05
22	Matt Kuchar	1996-97
22	Stewart Cink	1994-95
22	Stewart Cink	1993-94
21	Bartley Forrester	2021-22
21	Noah Norton	2018-19
21	Seth Reeves	2013-14
21	Ollie Schniederjans	2012-13
21	Chesson Hadley	2007-08
21	Cameron Tringale	2006-07
21	Nicholas Thompson	2003-04
21	Troy Matteson	2002-03
21	Troy Matteson	2001-02
20	Bartley Forrester	2023-24
20	Tyler Strafaci	2018-19
20	Tyler Strafaci	2017-18
20	J.T. Griffin	2009-10
20	Cameron Tringale	2005-06
20	Roberto Castro	2003-04
20	Jimmy Johnston	1991-92
20	Nacho Gervas	1984-85

Rounds Under 70

Rounds	Player	Year
21	Christo Lamprecht	2022-23
20	Ollie Schniederjans	2013-14
19	Bryce Molder	2000-01
17	Seth Reeves	2013-14
17	Ross Steelman	2022-23
16	Christo Lamprecht	2023-24
16	Noah Norton	2018-19
16	Ollie Schniederjans	2014-15
16	Bryce Molder	1997-98
15	Luke Schniederjans	2018-19
15	Roberto Castro	2004-05
15	Bryce Molder	1998-99
13	Christo Lamprecht	2021-22
13	Ross Steelman	2021-22
13	Troy Matteson	2001-02
13	Matt Kuchar	1999-2000
13	Connor Howe	2022-23
12	Hiroshi Tai	2023-24
12	Bartley Forrester	2021-22
12	Bryce Molder	1999-2000
12	Troy Matteson	2002-03
12	David Duval	1992-93
11	Anders Albertson	2014-15
11	Anders Albertson	2012-13
11	J.T. Griffin	2010-11
11	Cameron Tringale	2008-09
11	Cameron Tringale	2006-07
11	Nicholas Thompson	2004-05
11	Nicholas Thompson	2003-04
11	Matt Kuchar	1997-98
10	Connor Howe	2021-22
10	Andy Ogletree	2018-19
10	Luke Schniederjans	2017-18
10	Luke Schniederjans	2016-17
10	Ollie Schniederjans	2012-13
10	Chan Song	2004-05
10	Stewart Cink	1994-95
10	Stewart Cink	1993-94
10	David Duval	1990-91
10	Bartley Forrester	2022-23

Wins (Individual)

Wins	Player	Year
5	Ollie Schniederjans	2013-14
4	Troy Matteson	2001-02
4	Stewart Cink	1994-95
4	David Duval	1992-93
3	Bryce Molder	2000-01
3	Bryce Molder	1999-2000
3	Bill McDonald	1984-85
2	Christo Lamprecht	2023-24
2	Luke Schniederjans	2016-17
2	Paul Haley	2010-11
2	James White	2010-11
2	Cameron Tringale	2008-09
2	Cameron Tringale	2005-06
2	Troy Matteson	2002-03
2	Matt Kuchar	1999-2000
2	Bryce Molder	1998-99

2	Matt Kuchar	1997-98
2	Matt Kuchar	1996-97
2	Mikko Rantanen	1993-94
2	Charlie Pymmer	1988-89
2	David Duval	1990-91
2	Bob McDonnell	1984-85

Top-10 Finishes

Top 10s	Player	Year
13	David Duval	1992-93
11	Bryce Molder	2000-01
10	Ollie Schniederjans	2013-14
10	Bryce Molder	1998-99
10	Stewart Cink	1994-95
10	Stewart Cink	1993-94
9	Ollie Schniederjans	2014-15
9	David Duval	1990-91
9	David Duval	1989-90
9	Matt Kuchar	1997-98
9	Bryce Molder</	

TEAM TOURNAMENT RECORDS

Low 18-Hole Rounds

Score (+/-)	Event	Year
262 (-26)	Waikoloa Intercollegiate	2005
262 (-18)	Maui Jim Intercollegiate	2021
264 (-24)	Warrior Princeville Makai Invitational	2014
264 (-16)	Maui Jim Intercollegiate	2021
264 (-16)	Maui Jim Intercollegiate	2022
265 (-15)	UH-Hilo Invitational	2007
265 (-15)	Maui Jim Intercollegiate (par 70)	2018
265 (-23)	Amer Ari Intercollegiate	2024
266 (-22)	NCAA Salem Regional	2023
267 (-21)	Watersound Invitational	2023
267 (-21)	ACC Championship	2006
267 (-21)	NCAA Salem Regional	2023
267 (-13)	Maui Jim Intercollegiate	2022
268 (-20)	Waikoloa Intercollegiate	2006
268 (-20)	Puerto Rico Classic	2014
268 (-20)	Puerto Rico Classic	2020
269 (-19)	Clemson Invitational	2019
269 (-19)	Amer Ari Invitational	2020
270 (-18)	Waikoloa Intercollegiate	1999
270 (-18)	ACC Championship	2012
270 (-18)	Amer Ari Invitational	2014
270 (-18)	Golf Club of Georgia Collegiate	2018
270 (-18)	ACC Championship	2019
270 (-10)	NCAA Pullman Regional	2019
271 (-17)	ACC Championship	2002
271 (-13)	Jerry Pate National Collegiate	2000
271 (-17)	United States Collegiate Championship	2010
271 (-17)	Clemson Invitational	2019
271 (-9)	NCAA Pullman Regional	2019
272 (-16)	Waikoloa Intercollegiate	2004
272 (-16)	Gary Koch/Cleveland Golf Intercollegiate	2003
272 (-16)	Augusta State Invitational	2003
272 (-16)	Golf World Invitational	2000
272 (-8)	UH Hilo Invitational	2007
272 (-8)	UH Hilo Invitational	2008
272 (-8)	NCAA Southeast Regional	2010
272 (-16)	ACC Championship	2011
272 (-16)	ACC Championship	2013
272 (-12)	NCAA Raleigh Regional	2014
272 (-12)	DICK'S Sporting Goods Challenge Cup	2014
272 (-16)	Warrior Princeville Makai Invitational	2014
272 (-16)	Clemson Invitational	2019
272 (-16)	Southern Highlands Collegiate	2023
273 (-15)	Las Vegas Intercollegiate	2001
273 (-15)	ACC Championship	2014

273 (-15)	Warrior Princeville Makai Invitational	2014
273 (-15)	ACC Championship	2022
273 (-15)	Amer Ari Intercollegiate	2024
273 (-7)	NCAA Stanford Regional	2017
273 (-7)	Maui Jim Intercollegiate	2018
273 (-7)	The Goodwin	2021
273 (-7)	NCAA Chapel Hill Regional (rounds 1 and 3)	2024

Lowest 54-Hole Scores

Score (+/-)	Event	Year
796 (-44)	Maui Jim Intercollegiate	2021
806 (-34)	Maui Jim Intercollegiate	2022
808 (-56)	Waikoloa Intercollegiate	2005
809 (-55)	Warrior Princeville Makai Invitational	2014
811 (-53)	NCAA Salem Regional	2023
812 (-28)	Maui Jim Intercollegiate	2018
812 (-52)	Clemson Invitational	2019
814 (-50)	Amer Ari Intercollegiate	2024
818 (-22)	UH-Hilo Intercollegiate	2007
818 (-22)	NCAA Pullman Regional	2019
823 (-41)	Puerto Rico Classic	2014
823 (-17)	NCAA Chapel Hill Regional	2024
825 (-27)	UH-Hilo Intercollegiate	2006
825 (-27)	NCAA Raleigh Regional	2014
824 (-16)	UH Hilo Intercollegiate	2008
827 (-37)	ACC Championship	2019
827 (-37)	Watersound Invitational	2023
828 (-24)	Jerry Pate National	2005
828 (-12)	The Goodwin	2023
829 (-35)	Golf World Invitational	2000
829 (-35)	Puerto Rico Classic	2002
829 (-23)	Jerry Pate National Collegiate	2004
829 (-11)	The Goodwin	2022
830 (-22)	Seminole Intercollegiate	2012
830 (-10)	NCAA Championship	2013
830 (-34)	Amer Ari Intercollegiate	2020
831 (-33)	ACC Championship	2011
831 (-32)	Puerto Rico Classic	2020
833 (-31)	ACC Championship	2006
834 (-30)	Puerto Rico Classic	1999
835 (-17)	Jerry Pate National	2000
835 (-29)	NCAA East Regional	1998
836 (-28)	United States Collegiate Championship	2010
836 (-28)	Seminole Intercollegiate	2017
836 (-28)	Amer Ari Intercollegiate	2022
837 (-27)	ACC Championship	2002
837 (-27)	ACC Championship	2012

837 (-27)	Amer Ari Intercollegiate	2014
837 (-15)	Valspar Invitational	2014
838 (-26)	U.S. Collegiate Championship	2000
838 (-26)	ACC Championship	2022
838 (-26)	ACC Championship	2023
839 (-25)	Southern Intercollegiate	1985
839 (-25)	Brickyard Collegiate	2013
839 (-25)	ACC Championship	2014

Lowest 72-Hole Scores

Score (+/-)	Event	Year
1116 (-36)	NCAA Championship (Opelika, Ala.)	2000
1122 (-30)	NCAA Championship (Albuquerque, N.M.)	1998
1126 (+6)	NCAA Championship (Scottsdale, Ariz.)	2023
1131 (+11)	NCAA Championship (Williamsburg, Va.)	2007
1138 (+2)	NCAA Championship (Columbus, Ohio)	2002
1145 (-7)	NCAA Championship (McKinney, Texas)	1994
1146 (-6)	NCAA Championship (Lexington, Ky.)	1993
1146 (+26)	NCAA Championship (Owings Mills, Md.)	2005
1148 (-4)	NCAA Championship (Durham, N.C.)	2001
1151 (-1)	NCAA Championship (Albuquerque, N.M.)	1992
1151 (+31)	NCAA Championship (Hot Springs, Va.)	2004
1169 (+49)	NCAA Championship (Scottsdale, Ariz.)	2021
1171 (+51)	NCAA Championship (Scottsdale, Ariz.)	2022
1173 (+21)	NCAA Championship (Tarpon Springs, Fla.)	1990
1175 (+23)	NCAA Championship (Bradenton, Fla.)	2015
1177 (+25)	NCAA Championship (Carlsbad, Calif.)	2024
1180 (+28)	NCAA Championship (Advance, N.C.)	1986
1184 (+32)	NCAA Championship (Thousand Oaks, Calif.)	1988
1188 (+36)	NCAA Championship (Pebble Beach, Calif.)	1990

Largest Victory Margins

Strokes	Event (score)	Year
27	United States Collegiate Championship (836)	2010
25	Puerto Rico Classic (829)	2002
24	Las Vegas Intercollegiate (844)	2001
21	Southern Intercollegiate (839)	1985
20	ACC Championship (831)	2011
20	Tar Heel Intercollegiate (842)	2013
18	Robert Kepler Invitational (858)	2014
17	Waikoloa Intercollegiate (893)	1999
17	NCAA Raleigh Regional (825)	2014
16	Southern Intercollegiate (847)	1989
16	Long Cove Invitational (855)	2001
16	Robert Kepler Invitational (848)	2015



Georgia Tech set a program record for victory margin when it won the 2010 United States Collegiate Championship by 27 strokes.

INDIVIDUAL TOURNAMENT RECORDS

Lowest 54-Hole Scores

Score (+/-)	Player	Event
194 (-16)	Christo Lamprecht	2021 Maui Jim Intercollegiate
196 (-20)	Bryce Molder	2000 Jerry Pate National Collegiate
196 (-17)	Bryce Molder	2000 Golf World Invitational
197 (-13)	Bartley Forrester	2021 Maui Jim Intercollegiate
199 (-17)	Roberto Castro	2005 Waikoloa Intercollegiate
199 (-11)	Roberto Castro	2007 UH-Hilo Intercollegiate
199 (-17)	Ollie Schniederjans	2014 Warrior Makai Princeville Invitational
199 (-11)	Ross Steelman	2021 Maui Jim Intercollegiate
200 (-10)	Cameron Tringale	2008 UH-Hilo Intercollegiate
200 (-16)	Anders Albertson	2014 Warrior Makai Princeville Invitational
201 (-15)	Troy Matteson	2003 NCAA East Regional
201 (-9)	Cameron Tringale	2007 UH-Hilo Intercollegiate
201 (-12)	Ollie Schniederjans	2014 Valspar Invitational
201 (-15)	Bartley Forrester	2024 Amer Ari Intercollegiate
202 (-14)	Matt Kuchar	1998 NCAA East Regional
202 (-11)	Nicholas Thompson	2002 The Nelson Invitational
202 (-11)	Cameron Tringale	2006 UH-Hilo Intercollegiate
202 (-8)	Ollie Schniederjans	2014 Jerry Pate National Collegiate
202 (-14)	Luke Schniederjans	2019 Clemson Invitational
202 (-8)	Noah Norton	2018 Maui Jim Intercollegiate
202 (-8)	Tyler Strafaci	2018 Maui Jim Intercollegiate
202 (-14)	Christo Lamprecht	2024 Amer Ari Intercollegiate
202 (-8)	Bartley Forrester	2024 NCAA Chapel Hill Regional
202 (-8)	Hiroshi Tai	2024 NCAA Chapel Hill Regional
203 (-13)	Bryce Molder	2001 NCAA East Regional
203 (-13)	Nicholas Thompson	2005 Waikoloa Intercollegiate
203 (-13)	Chan Song	2005 Waikoloa Intercollegiate
203 (-7)	Chesson Hadley	2008 UH-Hilo Intercollegiate
203 (-7)	Andy Ogletree	2019 NCAA Pullman Regional
203 (-7)	Luke Schniederjans	2018 Maui Jim Intercollegiate
203 (-7)	Christo Lamprecht	2022 The Goodwin
203 (-7)	Christo Lamprecht	2023 Ben Hogan Collegiate Invitational
203 (-13)	Hiroshi Tai	2024 Amer Ari Intercollegiate
204 (-12)	Bryce Molder	1999 Carpet Capital Collegiate (spring)
204 (-12)	Bryce Molder	1999 Carpet Capital Collegiate (fall)
204 (-9)	Nicholas Thompson	2004 Western Refining All-American
204 (-12)	James White	2010 United States Collegiate Championship
204 (-9)	John-Tyler Griffin	2010 Western Refining All-American
204 (-9)	Anders Albertson	2013 Western Refining All-American
204 (-12)	Ollie Schniederjans	2014 ACC Championship
204 (-12)	Tyler Strafaci	2019 Clemson Invitational
204 (-12)	Andy Ogletree	2019 ACC Championship
204 (-6)	Connor Howe	2019 NCAA Pullman Regional
204 (-6)	Luke Schniederjans	2019 NCAA Pullman Regional
204 (-12)	Andy Ogletree	2020 Amer Ari Intercollegiate
204 (-6)	Connor Howe	2021 Maui Jim Intercollegiate
204 (-12)	Ross Steelman	2022 Amer Ari Intercollegiate

Lowest 18-Hole Rounds

Score (+/-)	Player	Event
60* (-12)	Bryce Molder	2000 Golf World Invitational
62 (-10)	Bryce Molder	2000 Jerry Pate National
62 (-10)	James White	2010 U.S. Collegiate Championship
62 (-10)	Richy Werenski	2014 Puerto Rico Classic
62 (-8)	Luke Schniederjans	2017 NCAA Stanford Regional
62 (-10)	Luke Schniederjans	2019 Clemson Invitational
62 (-10)	Christo Lamprecht	2023 NCAA Salem Regional
63 (-9)	Mikko Rantanen	1994 NCAA Championship
63 (-8)	Andy Ogletree	2019 Valspar Collegiate Invitational
63 (-9)	Ross Steelman	2023 Watersound Invitational
64 (-8)	Nacho Gervas	1986 Schenkel Intercollegiate
64 (-8)	Matt Kuchar	1998 NCAA East Regional
64 (-8)	Carlton Forrester	1999 Waikoloa Intercollegiate
64 (-8)	Troy Matteson	2000 U.S. Collegiate
64 (-6)	Troy Matteson	2000 Jerry Pate Intercollegiate
64 (-8)	Troy Matteson	2002 Carpet Capital Collegiate
64 (-8)	Nicholas Thompson	2003 Augusta State Invitational
64 (-8)	Nicholas Thompson	2004 Waikoloa Intercollegiate
64 (-8)	Roberto Castro	2005 Waikoloa Intercollegiate
64 (-6)	Cameron Tringale	2007 UH-Hilo Intercollegiate
64 (-8)	Ollie Schniederjans	2014 Carpet Capital Collegiate
64 (-8)	Tyler Joiner	2016 Carpet Capital Collegiate
64 (-8)	Andy Ogletree	2019 Clemson Invitational
64 (-8)	Tyler Strafaci	2020 Amer Ari Invitational
64 (-8)	Ross Steelman	2023 Linger Linger Invitational

* Tied NCAA record

Lowest NCAA Championship Scores (72 holes)

Score (+/-)	Player	Event
273 (-15)	Bryce Molder	1998 / Albuquerque, N.M. (6th)
274 (-6)	Ross Steelman	2023 / Scottsdale, Ariz. (tied 2nd)
275 (-5)	Chesson Hadley	2007 / Williamsburg, Va. (tied 4th)
276 (-12)	Matt Kuchar	1998 / Albuquerque, N.M. (tied 7th)
276 (-12)	Matt Weibring	2000 / Opelika, Ala. (6th)
276 (-8)	Troy Matteson	2002 / Columbus, Ohio (champion)
278 (-2)	Cameron Tringale	2007 / Williamsburg, Va. (tied 9th)
279 (-9)	David Duval	1993 / Lexington, Ky. (runner-up)
279 (-1)	Roberto Castro	2005 / Owings Mills, Md. (3rd)
280 (-8)	Stewart Cink	1994 / McKinney, Texas (tied 5th)
281 (-7)	Kris Mikkelsen	2001 / Durham, N.C. (tied 4th)

282 (-6)	Bryce Molder	2000 / Opelika, Ala. (tied 15th)
282 (-6)	Carlton Forrester	2000 / Opelika, Ala. (tied 15th)
283 (-5)	Matt Kuchar	2000 / Opelika, Ala. (tied 20th)
284 (-4)	Bryce Molder	2001 / Durham, N.C. (tied 8th)
284 (E)	Nicholas Thompson	2004 / Hot Springs, Va. (tied 17th)
284 (+4)	Connor Howe	2023 / Scottsdale, Ariz. (tied 29th)
285 (-3)	Troy Matteson	2000 / Opelika, Ala. (tied 30th)
285 (-3)	Cameron Tringale	2006 / Sunriver, Ore. (tied 8th)
285 (-3)	Hiroshi Tai	2024 / Carlsbad, Calif. (champion)

Lowest NCAA Championship Scores (54 holes)

Score (+/-)	Player	Event
204 (-6)	Ollie Schniederjans	2014 / Hutchinson, Kan.
205 (-5)	Ollie Schniederjans	2013 / Milton, Ga.
206 (-4)	Seth Reeves	2013 / Milton, Ga.
206 (-4)	Seth Reeves	2014 / Hutchinson, Kan.
209 (-1)	Anders Albertson	2013 / Milton, Ga.
210 (E)	Shun Yat Hak	2013 / Milton, Ga.
212 (-4)	Paul Haley	2010 / Ooltewah, Tenn.
213 (-3)	Chesson Hadley	2010 / Ooltewah, Tenn.
215 (-1)	John-Tyler Griffin	2010 / Ooltewah, Tenn.
216 (E)	James White	2011 / Stillwater, Okla.

Lowest NCAA Regional Scores (54 holes)

Score (+/-)	Player	Event
201 (-15)	Troy Matteson	2003 / Auburn, Ala. (champion)
202 (-14)	Matt Kuchar	1998 / Daufuskie Island, S.C. (champion)
202 (-8)	Bartley Forrester	2024 / Chapel Hill, N.C.
202 (-8)	Hiroshi Tai	2024 / Chapel Hill, N.C.
202 (-14)	Connor Howe	2023 / Salem, S.C.
202 (-14)	Christo Lamprecht	2023 / Salem, S.C.
203 (-13)	Bryce Molder	2001 / Williamsburg, Va.
203 (-7)	Andy Ogletree	2019 / Pullman, Wash.
204 (-6)	Connor Howe	2019 / Pullman, Wash.
204 (-6)	Luke Schniederjans	2019 / Pullman, Wash.
206 (-10)	Bryce Molder	1998 / Daufuskie Island, S.C.
206 (-7)	Ollie Schniederjans	2014 / Raleigh, N.C.
206 (-10)	Ross Steelman	2023 / Salem, S.C.
207 (-3)	Chan Reeves	1991 / New Haven, Conn. (champion)
207 (-6)	Roberto Castro	2005 / Kingston Springs, Tenn.
207 (-6)	Chan Song	2005 / Kingston Springs, Tenn.
207 (-6)	Seth Reeves	2014 / Raleigh, N.C.
207 (-6)	Ross Steelman	2022 / Columbus, Ohio
207 (-9)	Bartley Forrester	2023 / Salem, S.C.
208 (-5)	Tyler Strafaci	2018 / Raleigh, N.C.
208 (-8)	Hiroshi Tai	2023 / Salem, S.C.
208 (-2)	Christo Lamprecht	2024 / Chapel Hill, N.C.
209 (-7)	Jimmy Johnston	1992 / Hamilton, N.Y. (champion)
209 (-1)	Matt Kuchar	1999 / Providence, R.I.
209 (-1)	John-Tyler Griffin	2010 / Milton, Ga.
209 (-4)	Bo Andrews	2014 / Raleigh, N.C.
209 (-7)	Anders Albertson	2013 / Tallahassee, Fla.
209 (-4)	Andy Ogletree	2018 / Raleigh, N.C.
209 (-7)	Christo Lamprecht	2021 / Tallahassee, Fla.

Lowest ACC Championship Scores (54 holes)

Score (+/-)	Player	Event
201* (-15)	Anders Albertson	2013 / New London, N.C. (champion)
204 (-12)	Ollie Schniederjans	2014 / New London, N.C. (champion)
204 (-12)	Andy Ogletree	2019 / New London, N.C.
205 (-11)	Bob McDonnell	1985 / Greensboro, N.C. (champion)
205 (-11)	Bryce Molder	2001 / Lake Buena Vista, Fla.
205 (-11)	Christo Lamprecht	2022 / Panama City, Fla.
205 (-10)	Anders Albertson	2015 / New London, N.C. (co-champion)
206 (-10)	David Duval	1993 / Rocky Mount, N.C.
206 (-10)	Bryce Molder	2000 / New London, N.C. (champion)
206 (-10)	Cameron Tringale	2006 / New London, N.C. (champion)
206 (-10)	Chesson Hadley	2010 / New London, N.C.
206 (-10)	Paul Haley II	2011 / New London, N.C. (champion)
207 (-9)	Matt Kuchar	1998 / New London, N.C.
207 (-9)	Matt Weibring	2002 / New London, N.C.
207 (-9)	Nicholas Thompson	2002 / New London, N.C.
207 (-9)	Cameron Tringale	2009 / New London, N.C.
207 (-9)	Chesson Hadley	2009 / New London, N.C.
207 (-9)	Kyle Scott	2011 / New London, N.C.
207 (-9)	Ollie Schniederjans	2015 / New London, N.C.
207 (-3)	Connor Howe	2021 / Milton, Ga.
207 (-9)	Ross Steelman	2022 / Panama City, Fla.
207 (-9)	Hiroshi Tai	2023 / Pinehurst, N.C.
207 (-6)	Christo Lamprecht	2024 / Charlotte, N.C.
208 (-8)	Nicholas Thompson	2004 / New London, N.C.
208 (-8)	Luke Schniederjans	2018 / New London, N.C.
208 (-8)	Tyler Strafaci	2018 / New London, N.C.
208 (-8)	Luke Schniederjans	2019 / New London, N.C.
209 (-7)	Jimmy Johnston	1992 / Rocky Mount, N.C.
209 (-7)	Mikko Rantanen	1994 / Rocky Mount, N.C. (champion)
209 (-7)	Bryce Molder	1998 / New London, N.C.
209 (-7)	Cameron Tringale	2007 / New London, N.C.
209 (-7)	Taylor Hall	2008 / New London, N.C.
209 (-7)	John-Tyler Griffin	2010 / New London, N.C.
209 (-7)	Anders Albertson	2012 / New London, N.C.
209 (-7)	Anders Albertson	2014 / New London, N.C.
209 (-7)	Connor Howe	2023 / Pinehurst, N.C.

* Tournament record

RECORDS

ACC CHAMPIONSHIP SUMMARIES

1979 — Greensboro, N.C.

The Cardinal Golf Club

8th (1188)

Strokes Off Lead/Par: -78/+108

Larry Mize	79	74	75	228	+12	t19
Jody Lowery	73	85	77	235	+19	t37
Scott Muir	79	78	80	237	+21	44
Robert Haley	84	78	80	242	+26	49
Doug Johnson	80	77	79	246	+30	t50
Mark Donohue	78	84	86	248	+32	t53
Joe Lowe	84	87	78	249	+33	55

1980 — Rocky Mount, N.C.

Northgreen Country Club

8th (305-299-306—910)

Strokes Off Lead/Par: -72/+46

Jody Lowery	74	75	76	225	+9	t24
Rick Riddle	84	68	75	227	+11	30
Doug Johnson	78	75	77	230	+14	t34
Robert Haley	77	85	78	240	+24	44
Ben Raney	83	81	79	243	+27	45
Billy Gilliland	76	81	87	244	+28	t46

1981 — Rocky Mount, N.C.

Northgreen Country Club

8th (318-323-311—952)

Strokes Off Lead/Par: -81/+88

Jody Lowery	74	80	78	232	+16	t31
Robert Haley	81	78	83	242	+26	44
Rick Riddle	82	83	79	244	+28	t45
Shawn Barker	81	86	77	244	+28	t45
Ben Raney	85	82	77	244	+28	t45
John Peay	83	84	84	251	+35	48

1982 — Rocky Mount, N.C.

Northgreen Country Club

8th (311-313-319—943)

Strokes Off Lead/Par: -67/+79

Alan Fuller	79	73	79	231	+15	t26
Davy Hopson	78	79	79	236	+20	t30
Eddie Millington	79	79	81	239	+23	t33
Chip Cochran	75	87	80	242	+26	t36
Jeff Wooley	83	82	81	246	+30	t38

1983 — Rocky Mount, N.C.

Northgreen Country Club

7th (303-292-305—900)

Strokes Off Lead/Par: -33/+36

Shawn Barker	74	74	76	224	+8	t20
Davy Hopson	76	74	74	224	+8	t20
Bob McDonnell	79	74	75	228	+12	t27
Alan Fuller	77	72	80	229	+13	30
Charlie Thomas	76	72	dq	-	-	t39

1984 — Pinehurst, N.C.

Pinehurst No. 2 Course

5th (292-307-317—916)

Strokes Off Lead/Par: -34/+52

Bob McDonnell	68	76	80	224	+8	t7
Nacho Gervas	74	76	77	227	+11	t11
Charlie Thomas	76	80	76	232	+16	t19
Davy Hopson	74	81	84	239	+23	t31
Jay Nichols	84	75	84	242	+26	t36

1985 — Greensboro, N.C.

Bryan Park Golf Course

1st (281-280-282—843)

Strokes Off Lead/Par: +5/-21

Bob McDonnell	68	69	68	205	-11	1
Bill McDonald	68	69	73	210	-6	3
Nacho Gervas	72	71	69	212	-4	t5
Jay Nichols	73	71	72	216	E	t16
Rod Park	77	72	75	224	+8	t30

1986 — Greensboro, N.C.

Bryan Park Golf Course

2nd (289-287-291—867)

Strokes Off Lead/Par: -6/+3

Nacho Gervas	71	69	73	213	-3	2
Bill McDonald	73	72	71	216	E	t6
Bob McDonnell	74	72	72	218	+2	10
Jay Nichols	78	74	75	227	+11	t25
Lenny Nash	71	81	76	228	+12	27

1987 — Greensboro, N.C.

Bryan Park Golf Course

T-2nd (286-292-390—868)

Strokes Off Lead/Par: -7/+4

Chris Cupit	72	73	71	216	E	t6
Bill McDonald	72	70	74	216	E	t6
Nacho Gervas	71	76	72	219	+3	t16
Charlie Rymer	71	76	73	220	+4	t20
Jay Nichols	74	73	74	221	+5	t23

1988 — Greensboro, N.C.

The Cardinal Golf Club

5th (297-302-303—902)

Strokes Off Lead/Par: -22/+38

Tripp Isenhour	76	75	70	221	+5	t3
Bill McDonald	73	77	75	225	+9	t13
Michael Clark	76	73	79	228	+12	t16
Charlie Rymer	72	77	80	229	+13	19
Chan Reeves	79	77	79	235	+19	33

1989 — Rocky Mount, N.C.

Northgreen Country Club

2nd (285-295-294—874)

Strokes Off Lead/Par: -4/+10

Michael Clark	71	73	73	217	+1	2
Charlie Rymer	71	72	76	219	+3	t5
Chan Reeves	71	74	75	220	+4	t8
Trey Holroyd	72	76	74	222	+6	t15
Tripp Isenhour	76	76	72	224	+8	t23

1990 — Rocky Mount, N.C.

Northgreen Country Club

T-5th (297-289-298—884)

Strokes Off Lead/Par: -8/+20

David Duval	69	71	71	211	-5	2
Chan Reeves	71	73	76	220	+4	t14
Tripp Isenhour	75	75	76	226	+10	t21
Charlie Rymer	83	70	75	228	+12	t24
Tom Shaw	82	77	76	235	+19	t33

1991 — Rocky Mount, N.C.

Northgreen Country Club

1st (279-286—565, third round rained out)

Strokes Off Lead/Par: +2/-11

David Duval	67	70	137	-7	t1
Jimmy Johnston	73	69	142	-2	t6
Tom Shaw	71	71	142	-2	t6
Chan Reeves	70	77	147	+3	t19
Briny Baird	71	76	147	+3	t19

1992 — Rocky Mount, N.C.

Northgreen Country Club

1st (289-274-279—842)

Strokes Off Lead/Par: +3/-22

Jimmy Johnston	67	72	70	209	-7	2
David Duval	73	66	71	210	-6	t3
Stewart Cink	75	68	67	210	-6	t3
Briny Baird	75	69	73	217	+1	t22
Wyatt Rollins	73	73	71	217	+1	t22

1993 — Rocky Mount, N.C.

Northgreen Country Club

1st (282-288-283—853)

Strokes Off Lead/Par: +5/-11

David Duval	70	69	67	206	-10	1
Mikko Rantanen	69	72	71	212	-4	t3
Jason Walters	69	75	73	217	+1	t9
Stewart Cink	75	72	72	219	+3	t12
Carlos Beautell	74	76	80	230	+14	39

1994 — Rocky Mount, N.C.

Northgreen Country Club

1st (286-287-291—864)

Strokes Off Lead/Par: +9/E

Mikko Rantanen	71	72	66	209	-7	1
Stewart Cink	69	71	75	215	-1	t4
Brian Newton	74	73	74	221	+5	t13
Carlos Beautell	72	75	76	223	+7	t18
Jason Walters	75	71	77	223	+7	t18

1995 — New London, N.C.

Old North State Club at Uwharrie Point

2nd (291-286-285—862)

Strokes Off Lead/Par: -13/-2

Stewart Cink	73	69	72	214	-2	t8
Sam Hulsey	72	73	70	215	-1	t11
Jason Walters	71	71	76	218	+2	t15
Carlos Beautell	75	73	72	220	+4	t19
Brian Newton	76	76	71	223	+7	t27

1996 — New London, N.C.

Old North State Club at Uwharrie Point

9th (299-293-301—893)

Strokes Off Lead/Par: -33/+29

Jason Walters	75	73	72	220	+4	t18
Sam Hulsey	74	73	75	222	+6	t25
Mike Pearson	80	72	76	228	+12	36
Brad Carroll	77	75	78	230	+14	t41
Mauricio Muniz	73	78	80	231	+15	t43

ACC CHAMPIONSHIP SUMMARIES

1997 — Fayetteville, Ga.

Whitewater Creek Country Club
8th (306-307-294—907)
Strokes Off Lead/Par: -46/+43

Matt Kuchar.....	76	70	70	216	E	2
Nick Cassini.....	73	82	72	227	+11	t26
Carlton Forrester.....	77	78	76	231	+15	t35
Mauricio Muniz.....	80	80	77	237	+21	43
Mike Pearson.....	83	79	76	238	+22	44

1998 — New London, N.C.

Old North State Club at Uwharrie Point
2nd (283-285-275—843)
Strokes Off Lead/Par: -7/-21

Matt Kuchar.....	70	71	66	207	-9	3
Bryce Molder.....	70	71	68	209	-7	t5
Wes Latimer.....	72	71	69	212	-4	t11
Mike Pearson.....	71	72	74	217	+1	t23
Carlton Forrester.....	75	73	72	220	+4	t29

1999 — New London, N.C.

Old North State Club at Uwharrie Point
1st (287-291-285—863)
Strokes Off Lead/Par: +10/-1

Mike Pearson.....	68	74	71	213	-3	2
Wes Latimer.....	71	73	71	215	-1	3
Bryce Molder.....	73	71	73	217	+1	t7
Matt Kuchar.....	75	74	71	220	+4	t12
Carlton Forrester.....	79	73	72	224	+8	t24

2000 — New London, N.C.

Old North State Club at Uwharrie Point
2nd (287-288-286—861)
Strokes Off Lead/Par: -5/-3

Bryce Molder.....	72	67	67	206	-11	1
Matt Kuchar.....	71	73	69	213	-3	t4
Troy Matteson.....	72	73	73	218	+2	13
Matt Weibring.....	72	75	79	226	+10	t31
Carlton Forrester.....	77	79	77	233	+17	40

2001 — Lake Buena Vista, Fla.

Disney's Magnolia Course
1st (280-285-280—845)
Strokes Off Lead/Par: +8/-19

Bryce Molder.....	69	70	66	205	-11	2
Kris Mikkelsen.....	69	73	71	213	-3	t6
Troy Matteson.....	70	74	71	215	-1	t10
Matt Weibring.....	73	71	72	216	E	t12
Wes Latimer.....	72	71	75	218	+2	t15

2002 — New London, N.C.

Old North State Club at Uwharrie Point
1st (271-284-282—837)
Strokes Off Lead/Par: +4/-27

Matt Weibring.....	68	70	69	207	-9	t2
Nicholas Thompson.....	67	69	71	207	-9	t2
Kris Mikkelsen.....	67	74	70	211	-5	t9
Chan Song.....	71	71	74	216	E	t20
Troy Matteson.....	69	77	72	218	+2	t23

2003 — New London, N.C.

Old North State Club at Uwharrie Point
4th (305-287-289—881)
Strokes Off Lead/Par: -16/+17

Troy Matteson.....	74	67	73	214	-2	t3
Thomas Jordan.....	76	69	71	216	E	t5
Nicholas Thompson.....	77	77	72	226	+10	t23
Adam Cranford.....	78	74	75	227	+11	t26
Chan Song.....	79	77	73	229	+13	t29

2004 — New London, N.C.

Old North State Club at Uwharrie Point
3rd (290-284-274—848)
Strokes Off Lead/Par: -11/-16

Nicholas Thompson.....	71	68	69	208	-8	t3
Chan Song.....	74	72	67	213	-5	t11
Roberto Castro.....	70	74	69	213	-3	t11
Mike Barbosa.....	75	70	69	214	-2	t15
Kevin Larsen.....	75	78	72	225	+9	37

2005 — New London, N.C.

Old North State Club at Uwharrie Point
2nd (293-290-286—869)
Strokes Off Lead/Par: -4/+5

Chan Song.....	74	72	68	214	-2	2
Roberto Castro.....	71	72	74	217	+1	t4
Mike Barbosa.....	74	75	71	220	+4	10
Nicholas Thompson.....	74	73	73	220	+4	t10
Kevin Larsen.....	78	73	75	226	+10	t24

2006 — New London, N.C.

Old North State Club at Uwharrie Point
T1st (276-267-290—833)
Strokes Off Lead/Par: E/-31

Cameron Tringale.....	69	65	72	206	-10	1
Taylor Hall.....	70	65	76	211	-5	t9
Kevin Larsen.....	73	67	72	212	-4	t12
Roberto Castro.....	72	70	71	213	-3	t16
Mike Barbosa.....	65	74	75	214	-2	t19

*co-champion with North Carolina

2007 — New London, N.C.

Old North State Club at Uwharrie Point
T1st (287-283-284—854)
Strokes Off Lead/Par: E/-10

Cameron Tringale.....	72	68	69	209	-7	2
Roberto Castro.....	69	72	72	213	-3	t5
Chesson Hadley.....	72	72	71	215	-1	t9
Kevin Larsen.....	74	72	72	218	+2	t19
Taylor Hall.....	74	71	74	219	+3	t25

*co-champion with Virginia Tech

2008 — New London, N.C.

Old North State Club at Uwharrie Point
4th (287-285-275—847)
Strokes Off Lead/Par: -9/-17

Taylor Hall.....	71	70	68	209	-7	5
David Dragoo.....	73	72	67	212	-4	t13
Cameron Tringale.....	71	72	69	212	-4	t13
Chesson Hadley.....	72	71	71	214	-2	t20
John-Tyler Griffin.....	77	76	71	224	+8	t43

Tournament Superlatives

INDIVIDUAL

Lowest Round: 65 (-7), Mike Barbosa (1st round), 2006; Cameron Tringale (2nd round), 2006; Taylor Hall (2nd round), 2006; Ollie Schniederjans (1st round), 2014; Luke Schniederjans (1st round), 2018

Low Tournament Score: 201 (-15), Anders Albertson, 2012 (tournament record)

Best Finish: 1st, Bob McDonnell, 1985; David Duval, 1991 and 1993; Mikko Rantanen, 1994; Bryce Molder, 2000; Cameron Tringale, 2006; Chesson Hadley, 2010; Paul Haley, 2011; Anders Albertson, 2013; Ollie Schniederjans, 2014

Biggest Victory Margin: 4 shots, Bob McDonnell, 1985

TEAM

Lowest Round: 267 (-21), 2nd round, 2006

Highest Round: 323, 2nd round, 1981

Low Tournament Score: 827 (-37) in 2019 (championship record)

High Tournament Score: 916 in 1984 (under current format)

Best Finish: 1st in 1985, 1991, 1992, 1993, 1994, 1999, 2001, 2002, 2006, 2007, 2010, 2011, 2012, 2014, 2015, 2018, 2019

Worst Finish: 9th in 1996

Largest Victory Margin: 20 shots in 2011

2009 — New London, N.C.

Old North State Club at Uwharrie Point
1st/11 (281-284-281 — 846)
Strokes Off Lead/Par: +3/-18

Cameron Tringale.....	67	69	71	207	-9	t3
Chesson Hadley.....	71	70	66	207	-9	t3
James White.....	71	71	70	212	-4	t6
John Tyler Griffin.....	72	74	74	220	+4	t27
David Dragoo.....	74	74	74	222	+6	t36

2010 — New London, N.C.

Old North State Club at Uwharrie Point
1st/11 teams (279-276-286 — 841)
Strokes Off Lead/Par: +13/-23

Chesson Hadley.....	69	66	71	206	-10	1
Paul Haley.....	71	69	70	210	-6	t4
Kyle Scott.....	71	68	75	214	-2	t12
James White.....	73	73	70	216	E	t19
John-Tyler Griffin.....	68	74	76	218	+2	t23

2011 — New London, N.C.

Old North State Club at Uwharrie Point
1st/11 teams (281-278-272 — 831)
Strokes Off Lead/Par: +20/-33

Paul Haley.....	68	68	70	206	-10	1
Kyle Scott.....	68	71	68	207	-9	2
John-Tyler Griffin.....	73	70	66	209	-7	t3
James White.....	72	73	68	213	-3	t8
Richard Werenski.....	74	69	75	218	+2	t21

RECORDS

ACC CHAMPIONSHIP SUMMARIES

2012 — New London, N.C.

Old North State Club at Uwharrie Point
1st/11 teams (270-274-293 — 837)
Strokes Off Lead/Par: +7/-27

Anders Albertson	69	68	72	209	-7	t4
Bo Andrews	66	72	73	211	-5	t7
Ollie Schniederjans	66	73	72	211	-5	t7
Richard Werenski	69	66	76	211	-5	t7
James White	70	68	77	215	-1	t16

2013 — New London, N.C.

Old North State Club at Uwharrie Point
4th/11 teams (284-272-295 — 851)
Strokes Off Lead/Par: -12/-13

Anders Albertson	66	67	68	201	-15	1
Ollie Schniederjans	69	67	77	213	-3	t10
Shun Yat Hak	76	67	75	218	+2	t26
Bo Andrews	73	71	75	219	+3	t29
Michael Hines	83	83	77	243	+27	55

2014 — New London, N.C.

Old North State Club at Uwharrie Point
1st/11 teams (288-278-273 — 839)
Strokes Off Lead/Par: +6/-25

Ollie Schniederjans	65	70	69	204	-12	1
Anders Albertson	76	68	65	209	-7	t2
Seth Reeves	74	69	69	212	-4	t7
Bo Andrews	73	72	70	215	-1	t18
Richard Werenski	77	71	72	220	+4	t31

2015 — New London, N.C.

Old North State Club at Uwharrie Point
*1st/12 teams (284-279-282 — 845)
Strokes Off Lead/Par: won in playoff/-21

Anders Albertson	67	69	69	205	-11	t1
Ollie Schniederjans	71	67	69	207	-9	4
Chris Petefish	73	71	72	216	E	t23
James Clark	73	77	72	222	+6	t34
Vincent Whaley	77	72	74	223	+7	t36

*won championship in a playoff over Clemson

2016 — New London, N.C.

Old North State Club at Uwharrie Point
4th/12 teams (287-288-289 — 864)
Strokes Off Lead/Par: -25/E

Chris Petefish	69	74	69	212	-4	t7
Vincent Whaley	74	70	74	218	+2	t25
James Clark	73	71	75	219	+3	t29
Michael Hines	76	73	71	220	+4	t31
Jacob Joiner	71	74	78	223	+7	t39

2017 — Clinton, S.C.

Musgrove Mill Golf Club
T-7th/12 teams (288-296-299 — 883)
Strokes Off Lead/Par: -33/+19

Vincent Whaley	69	74	74	217	+1	t15
Andy Ogletree	73	75	72	220	+4	t22
Tyler Strafacci	69	79	77	225	+9	t34
James Clark	77	73	76	226	+10	t37
Luke Schniederjans	77	74	80	231	+15	50

2018 — New London, N.C.

Old North State Club at Uwharrie Point
1st/12 teams (276-277-282 — 835)
Strokes Off Lead/Par: +2/-29

Luke Schniederjans	65	74	69	208	-8	t12
Tyler Strafacci	70	70	68	208	-8	t12
Chris Petefish	69	68	72	209	-7	t17
Andy Ogletree	72	68	73	213	-3	t24
Noah Norton	77	71	73	221	+5	t48

2019 — New London, N.C.

Old North State Club at Uwharrie Point
1st/12 teams (276-270-281 — 827)
Strokes Off Lead/Par: +15/-37

Andy Ogletree	66	65	73	204	-12	2
Luke Schniederjans	71	69	68	208	-8	6
Connor Howe	72	68	72	212	-4	t14
Tyler Strafacci	67	73	73	213	-3	t16
Noah Norton	80	68	68	216	E	t27

2020 — New London, N.C.

cancelled due to Covid-19 pandemic

2021 — Milton, Ga.

Capital City Club - Crabapple Course
T-5th/12 teams (286-278-282 — 846)
Strokes Off Lead/Par: -32/+6

Connor Howe	70	68	69	207	-3	9
Christo Lamprecht	69	72	70	211	+1	t15
Noah Norton	72	73	70	215	+5	t31
Ben Smith	75	66	75	216	+6	t33
Will Dickson	75	72	73	220	+10	t41

2022 — Panama City, Fla.

Watersound Club - Shark's Tooth Golf Course
2nd/12 teams (284-273-281 — 836)
Strokes Off Lead/Par: -9/-26

Christo Lamprecht	71	66	68	205	-11	t3
Ross Steelman	69	69	69	207	-9	6
Bartley Forrester	74	69	71	214	-2	t22
Benjamin Reuter	71	70	73	214	-2	t22
Connor Howe	73	69	77	219	+3	t37

Match Play - Semifinals: Defeated Florida State, 3.5-1.5 (Lamprecht d. Sakane, 1-up; Forrester l. Kjettrup, 4&3; Steelman & Anderson halved; Reuter d. Roberts, 1-up; Howe d. McCann, 5&3. Championship match: Lost to Wake Forest, 3-2 (Lamprecht d. Power, 5&4; Howe l. Gillam, 2-up; Steelman l. Brennan, 1-up; Forrester d. Kennon, 4&2; Reuter l. Fitzpatrick, 21 holes)

2023 — Pinehurst, N.C.

Country Club of North Carolina - Dogwood Course
1st/12 teams (274-289-275 — 828)
Strokes Off Lead/Par: +16/-26

Hiroshi Tai	67	72	68	207	-9	2nd
Connor Howe	71	72	66	209	-7	t3
Christo Lamprecht	69	73	70	212	-4	t9
Ross Steelman	69	72	72	213	-3	t11
Bartley Forrester	69	78	71	218	+2	t23


Match Play - Semifinal: Defeated Duke, 3-1-1 (Howe l. Chinn, 2&1; Lamprecht d. Love, 2&1; Forrester vs. Evans, DNF; Tai d. Sample, 4&3; Steelman d. Siebers, 2&1. Championship match: Defeated Wake Forest, 3-2 (Howe l. Owens, 2&1; Lamprecht d. Brennan, 6&5; Forrester d. Power, 2&1; Tai l. Kennon, 3&2; Steelman d. McLaughlan, 3&2.

2024 — Charlotte, N.C.

Charlotte Country Club
3rd/12 teams (278-282-288 — 848)
Strokes Off Lead/Par: -6/-4

Christo Lamprecht	67	69	71	207	-6	t3
Bartley Forrester	66	71	74	211	-2	t8
Hiroshi Tai	71	73	69	213	E	t12
Kale Fontenot	74	70	74	218	+5	t30
Carson Kim	75	72	79	226	+13	53

Match Play - Semifinal: Lost to Florida State, 3-0 (Forrester l. Kjettrup, 3&2; Fontenot l. Anderson, 3&2; Tai l. Weaver, 3&2; Kim vs. Albright, dnf; Lamprecht vs. Clanton, dnf.





NCAA CHAMPIONSHIP SUMMARIES

1927 Championship

Garden City, N.J./Garden City Country Club

1 Watts Gunn d. Roland McKenzie (Brown), 10-9, in championship match

Gunn won the medal competition with a 72-hole score of 302, and shot 69 in the championship match.

1934 Championship

Cleveland, Ohio/Cleveland Country Club

1 Charles Yates d. Ed White (Texas) in championship match

Frank Ridley lost in semifinals to Yates; Berrien Moore lost in first round of match play to Chuck Kocsis of Michigan; George Harris did not advance from stroke-play portion of championship.

1947 Championship

Michigan (host school)/Ann Arbor, Mich.

T14th/39 teams (634)

Strokes Off Lead: -28

Individual results unknown

1966 Championship

Stanford, Calif./Stanford Golf Course

Bunky Henry 79 77 - - 156 +12 mc

1967 Championship

Shawnee, Pa./Shawnee-on-the-Delaware Golf Club

Bunky Henry 77 71 70 70 E 288 t2

1978 Championship

Eugene, Ore./Eugene Country Club

Larry Mize 77 79 81 - 237 +21 mc

1985 Championship

Haines City, Fla./Grenelefe Golf and Tennis Resort

12th/30 teams (300-300-300-301—1201)

Strokes Off Lead/Par: -29/+49

Jay Nichols 72 75 75 75 297 +9 t26
 Nacho Gervas 77 76 72 75 298 +10 t35
 Bill McDonald 74 76 76 75 301 +13 t54
 Bob McDonnell 77 73 77 78 305 +17 t74
 Rod Park 78 82 77 89 326 +38 t97

1986 Championship

Advance, N.C./Bermuda Run Country Club

T-13th/31 teams (296-294-298-292—1180)

Strokes Off Lead/Par: -24/+28

Nacho Gervas 72 70 74 71 287 -1 t3
 Jay Nichols 71 73 76 74 294 +6 t38
 Bob McDonnell 77 72 74 71 294 +6 t38
 Lenny Nash 76 81 75 76 308 +20 t105
 Bill McDonald 80 79 75 76 310 +22 t109

1987 Championship

Columbus, Ohio/Ohio State Univ. Scarlet Course

22nd/30 teams (302-310-298-304—1214)

Strokes Off Lead/Par: -54/+62

Nacho Gervas 77 77 74 73 301 +13 t45
 Bill McDonald 75 76 75 77 303 +15 t59
 Charlie Rymer 74 82 74 78 308 +20 t91
 Chris Cupit 76 77 76 80 309 +21 t97
 Jay Nichols dq 80 75 76 - - na

1988 Championship

Thousand Oaks, Calif./North Ranch Country Club

7th/32 teams (301-289-296-298—1184)

Strokes Off Lead/Par: -8/+32

Bill McDonald 77 68 69 73 287 -1 t2
 Charlie Rymer 74 74 76 71 295 +8 t26
 Tripp Isenhour 75 72 74 80 301 +13 t54
 Chan Reeves 75 81 81 74 311 +23 82
 Michael Clark 85 75 77 82 319 +31 t87

1989 East Regional

North Myrtle Beach, S.C./The Long Bay Club

2nd/19 teams (299-291-288—878)

Strokes Off Lead/Par: -6/+14

Charlie Rymer 73 73 71 217 +1 t3
 Chan Reeves 76 71 71 218 +2 t6
 Tripp Isenhour 75 75 73 223 +7 t22
 Michael Clark 79 72 73 224 +8 t26
 Trey Holroyd 75 79 dq 154 - na

1989 Finals

Edmond, Okla./Oak Tree Country Club

MC/30 teams (295-298—593)

Strokes Off Lead/Par: NA/+17

Charlie Rymer 76 70 - - 146 +2 na
 Tripp Isenhour 74 73 - - 147 +3 na
 Michael Clark 74 75 - - 149 +5 na
 Chan Reeves 71 80 - - 151 +7 na
 Trey Holroyd 77 82 - - 159 +15 na
 Tech stood 18th after 36 holes.

1990 East Regional

Savannah, Ga./Sheraton Resort and Country Club

T-2nd/23 teams (284-280-287—851)

Strokes Off Lead/Par: -3/-13

Tripp Isenhour 71 69 73 213 -3 t9
 Charlie Rymer 70 71 72 213 -3 t9
 David Duval 70 72 71 213 -3 t9
 Tom Shaw 73 68 73 214 -2 t15
 Chan Reeves 73 74 71 218 +2 t37

1990 Finals

Tarpon Springs, Fla./Innisbrook Golf & Resort

11th/30 teams (292-288-304-289—1173)

Strokes Off Lead/Par: -18/+21

David Duval 74 68 76 70 288 E t8
 Tripp Isenhour 73 72 76 70 291 +3 t23
 Charlie Rymer 73 76 77 73 299 +11 t68
 Tom Shaw 77 73 75 76 301 +13 t82
 Chan Reeves 72 75 79 76 302 +14 t87

1991 East Regional

New Haven, Conn./Yale Golf Course

1st/23 teams (287-274-291—852)

Strokes Off Lead/Par: +13/+12

Chan Reeves 69 69 69 207 -3 1
 David Duval 73 65 74 212 +2 t4
 Jimmy Johnston 72 73 71 216 +6 t13
 Briny Baird 73 73 78 224 +14 t47
 Tom Shaw 77 67 77 231 +21 t86

1991 Finals

Pebble Beach, Calif./Poppy Hills Golf Club

6th/30 teams (303-292-302-291—1188)

Strokes Off Lead/Par: -27/+36

David Duval 76 70 71 69 286 -2 2
 Jimmy Johnston 73 75 81 71 300 +12 t45
 Tom Shaw 79 72 76 74 301 +13 t56
 Chan Reeves 76 75 77 77 305 +17 t81
 Briny Baird 78 75 78 81 312 +24 t127

1992 East Regional

Hamilton, N.Y./Colgate Seven Oaks Golf Course

3rd/22 teams (301-286-291—878)

Strokes Off Lead/Par: -4/+14

Jimmy Johnston 72 67 70 209 -7 1
 David Duval 76 73 68 217 +1 t5
 Wyatt Rollins 75 74 74 223 +7 t28
 Briny Baird 81 72 79 232 +16 t78
 Stewart Cink 78 81 81 240 +24 105

1992 Finals

Albuquerque, N.M./Univ. of New Mexico Championship Course

5th/30 teams (289-294-284-284—1151)

Strokes Off Lead/Par: -22/-1

David Duval 68 74 72 75 289 +1 t23
 Jimmy Johnston 73 76 70 71 290 +2 t26
 Briny Baird 79 73 70 69 291 +3 t36
 Stewart Cink 73 74 72 73 292 +4 t42
 Wyatt Rollins 75 73 73 71 292 +4 t42

1993 East Regional

Charlottesville, Va./Birdwood Golf Course

5th/22 teams (285-298-284—867)

Strokes Off Lead/Par: -18/+3

David Duval 67 74 70 211 -5 t3
 Mikko Rantanen 71 74 73 218 +2 t27
 Stewart Cink 74 74 70 218 +2 t27
 Carlos Beautell 74 76 71 221 +5 t44
 Tommy Johnston 73 76 78 227 +11 t77

1993 Finals

Lexington, Ky./The Champions Golf Club

2nd/30 teams (288-293-278-287—1146)

Strokes Off Lead/Par: -1/-6

David Duval 73 71 65 70 279 -9 2
 Stewart Cink 70 74 71 74 289 +1 t13
 Carlos Beautell 72 76 68 73 289 +1 t13
 Mikko Rantanen 73 72 78 70 293 +5 t24
 Tommy Johnston 83 79 74 74 310 +22 t71

1994 East Regional

Opelika, Ala./Grand National Lake Course

3rd/23 teams (300-292-284—876)

Strokes Off Lead/Par: -8/+12

Stewart Cink 74 75 67 216 E 3
 Mikko Rantanen 76 71 71 218 +2 t8
 Brian Newton 80 70 72 222 +6 t22
 Sam Hulsey 74 80 74 228 +12 t51
 Carlos Beautell 76 76 78 230 +14 t64

1994 Finals

McKinney, Texas/Stonebridge Country Club

6th/30 teams (296-274-277-298—1145)

Strokes Off Lead/Par: -8/-7

Stewart Cink 75 67 65 73 280 -8 t5
 Mikko Rantanen 71 63 71 82 287 -1 t21
 Carlos Beautell 76 71 69 76 292 +4 t45
 Jason Walters 77 73 72 76 298 +10 t65
 Brian Newton 74 75 79 73 301 +13 t71

1995 East Regional

New Haven, Conn./Yale Golf Course

T-7th/21 teams (293-295-298—886)

Strokes Off Lead/Par: -29/+46

Stewart Cink 71 73 74 218 +8 t15
 Carlos Beautell 77 75 73 225 +15 t56
 Brian Newton 73 80 72 225 +15 t56
 Jason Walters 74 74 79 227 +17 t70
 Sam Hulsey 75 73 80 228 +18 t75

RECORDS

NCAA CHAMPIONSHIP SUMMARIES

1995 Finals

Columbus, Ohio/Ohio State Univ. Scarlet Course

MC/30 teams (304-302—606)

Strokes Off Lead/Par: -27/+30

Stewart Cink.....	73	72	-	-	145	+1	na
Sam Hulsey.....	77	75	-	-	152	+8	na
Jason Walters.....	75	79	-	-	154	+10	na
Brian Newton.....	79	76	-	-	155	+11	na
Carlos Beautell.....	82	81	-	-	163	+19	na

Tech stood 29th after 36 holes.

1997 East Regional

Hot Springs, Va./Homestead Resort, Cascades Course

Matt Kuchar..... 68 74 74 216 E t6

1997 Finals

Lake Forest, Ill./Conway Farms Golf Club

Matt Kuchar..... 77 76 - - 153 +9 mc

1998 East Regional

Daufuskie Island, S.C./Melrose Golf Club

1st/23 teams (284-275-276—835)

Strokes Off Lead/Par: -1/+29

Matt Kuchar.....	64	69	69	202	-14	1
Bryce Molder.....	73	67	66	206	-10	2
Mike Pearson.....	73	69	73	215	-1	t22
Carlton Forrester.....	75	73	68	216	E	t26
Wes Latimer.....	74	70	75	219	+3	t40

1998 Finals

Albuquerque, N.M./Univ. of New Mexico Championship Course

3rd/30 Teams (281-277-286-278—1122)

Strokes Off Lead/Par: -4/-30

Bryce Molder.....	68	68	68	69	273	-15	6
Matt Kuchar.....	69	67	70	70	276	-12	t7
Wes Latimer.....	76	74	75	67	292	+4	t60
Mike Pearson.....	73	70	73	76	292	+4	t60
Carlton Forrester.....	71	72	78	72	293	+5	t65

1999 East Regional

Providence, R.I./Rhode Island Country Club

1st/23 teams (283-280-282—845)

Strokes Off Lead/Par: +9/-7

Matt Kuchar.....	70	69	70	209	-1	2
Bryce Molder.....	69	74	67	210	E	t3
Wes Latimer.....	72	70	70	212	+2	t5
Mike Pearson.....	73	68	75	216	+6	t18
Carlton Forrester.....	72	73	78	223	+13	t64

1999 Finals

Edina, Minn./Hazeltine National Golf Club

MC/30 teams (314-312—626)

Strokes off Lead/Par: -36/+50

Bryce Molder.....	77	77	-	-	154	+10	na
Wes Latimer.....	74	80	-	-	154	+10	na
Matt Kuchar.....	83	76	-	-	159	+15	na
Carlton Forrester.....	81	79	-	-	160	+16	na
Mike Pearson.....	82	80	-	-	162	+18	na

Tech stood 28th after 36 holes.

2000 East Regional

Moosic, Pa./Glenmaura National Golf Club

3rd/27 teams (297-296-291—884)

Strokes Off Lead/Par: -13/+32

Matt Kuchar.....	74	73	73	220	+7	t14
Carlton Forrester.....	74	73	73	220	+7	t14
Bryce Molder.....	71	75	76	222	+9	t21
Troy Matteson.....	81	75	72	228	+15	t56
Matt Weibring.....	78	77	73	228	+15	t56

2000 Finals

Opelika, Ala./Grand National Lake Course

2nd/30 teams (280-282-278-276—1116)

Strokes off Lead/Par: E/-36

Matt Weibring.....	71	71	67	67	276	-12	6
Carlton Forrester.....	74	70	68	70	282	-6	t15
Bryce Molder.....	69	72	71	70	282	-6	t15
Matt Kuchar.....	67	70	72	74	283	-5	t20
Troy Matteson.....	73	71	72	69	285	-3	t30

2001 East Regional

Williamsburg, Va./Golden Horseshoe Golf Club

7th/27 teams (285-279-282—846)

Strokes Off Lead/Par: -18/-18

Bryce Molder.....	68	69	66	203	-13	2
Matt Weibring.....	69	71	70	210	-6	t10
Troy Matteson.....	73	69	73	215	-1	t49
Wes Latimer.....	75	70	73	218	+2	t64
Kris Mikkelsen.....	75	72	74	221	+5	t75

2001 Finals

Durham, N.C./Duke University Golf Club

4th/30 teams (289-292-282-285—1148)

Strokes off Lead/Par: -22/-4

Kris Mikkelsen.....	66	72	72	71	281	-7	t4
Bryce Molder.....	73	72	66	73	284	-4	t8
Troy Matteson.....	74	76	69	70	289	+1	t27
Wes Latimer.....	76	72	77	74	299	+11	t59
Matt Weibring.....	76	78	75	71	300	+12	t63

2002 East Regional

Roswell, Ga./Ansley Golf Club's Settindown Creek

1st/27 teams (291-287-298—876)

Strokes Off Lead/Par: +1/+12

Matt Weibring.....	70	71	75	216	E	5
Chan Song.....	76	70	74	220	+4	t13
Kris Mikkelsen.....	73	74	74	221	+5	t18
Nicholas Thompson.....	75	72	75	222	+6	t23
Troy Matteson.....	73	76	78	227	+11	t60

2002 Finals

Columbus, Ohio/Ohio State Univ. Scarlet Course

2nd/30 teams (277-286-290-285—1138)

Strokes off Lead/Par: -4/+2

Troy Matteson.....	73	66	70	67	276	-8	1
Kris Mikkelsen.....	70	74	71	71	286	+2	t33
Nicholas Thompson.....	67	73	75	74	289	+5	t51
Matt Weibring.....	70	74	74	73	291	+7	t63
Chan Song.....	70	73	76	75	294	+10	t86

2003 East Regional

Auburn, Ala./Auburn University Club

2nd/27 teams (281-286-281—848)

Strokes Off Lead/Par: -9/-16

Troy Matteson.....	68	67	66	201	-15	1
Chan Song.....	70	71	70	211	-5	t12
Nicholas Thompson.....	71	76	73	220	+4	t43
Adam Cranford.....	72	78	72	222	+6	t51
Thomas Jordan.....	78	72	76	226	+10	t76

2003 Finals

Stillwater, Okla./Karsten Creek Golf Club

11th/30 teams (310-306-302-300—1218)

Strokes off Lead/Par: -27/+66

Nicholas Thompson.....	77	77	72	70	296	+8	t12
Troy Matteson.....	78	74	77	75	304	+16	t39
Thomas Jordan.....	79	77	79	77	312	+24	t63
Chan Song.....	77	82	76	78	313	+25	t67
Adam Cranford.....	78	78	77	89	322	+34	t83

2004 East Regional

New Haven, Conn./The Course at Yale

T3rd/27 teams (291-288-285—864)

Strokes Off Lead/Par: -8/+24

Roberto Castro.....	74	68	70	212	+2	t9
Nicholas Thompson.....	72	73	70	215	+5	t17
Mike Barbosa.....	73	75	71	219	+9	t31
Chan Song.....	72	72	76	220	+10	t41
Kevin Larsen.....	80	80	74	234	+24	t111

2004 Finals

Hot Springs, Va./Homestead Resort, Cascades Course

T5th/30 teams (289-285-287-290-1151)

Strokes off Lead/Par: -17/+31

Nicholas Thompson.....	70	73	68	73	284	E	t17
Chan Song.....	70	69	77	71	287	+3	t24
Mike Barbosa.....	73	74	72	72	291	+11	t36
Roberto Castro.....	76	74	70	74	294	+14	t44
Kevin Larsen.....	82	69	78	79	308	+28	t76

2005 East Regional

Kingston Springs, Tenn./The Golf Club of Tennessee

T6th/27 teams (285-283-279—847)

Strokes Off Lead/Par: -12/-5

Roberto Castro.....	73	69	65	207	-6	t10
Chan Song.....	68	69	70	207	-6	t10
Nicholas Thompson.....	72	72	69	213	E	t33
Kevin Larsen.....	72	75	75	222	+9	t82
Mike Barbosa.....	77	73	75	225	+12	t100

2005 Finals

Owings Mills, Md./Caves Valley Golf Club

2nd/30 teams (288-281-295-282—1146)

Strokes off Lead/Par: -11/+26

Roberto Castro.....	69	68	71	71	279	-1	3
Mike Barbosa.....	71	72	76	71	290	+10	t27
Chan Song.....	73	72	74	71	290	+10	t27
Nicholas Thompson.....	75	69	77	69	290	+10	t27
Kevin Larsen.....	77	74	74	77	302	+22	t67

2006 Central Regional

Chardon, Ohio/Sand Ridge Golf Club

T3rd/27 teams (295-288-284—867)

Strokes Off Lead/Par: -22/+15

Cameron Tringale.....	71	71	72	214	+1	t4
Kevin Larsen.....	69	78	70	217	+4	t15
Roberto Castro.....	77	73	70	220	+7	t30
Mike Barbosa.....	78	71	72	221	+8	t37
Taylor Hall.....	80	73	73	226	+13	t63

2006 Finals

Sunriver, Ore./Crosswater Golf Club

MC/30 teams (304-294-296—891)

Strokes off Lead/Par: -34/+27

Cameron Tringale.....	73	70	68	74	285	-3	#t8
Kevin Larsen.....	76	71	73	-	220	+4	na
Mike Barbosa.....	75	74	77	-	226	+10	na
Roberto Castro.....	77	84	78	-	239	+23	na
Taylor Hall.....	81	79	80	-	240	+24	na

Tech stood 26th after 54 holes; #made 54-hole cut as individual

2007 East Regional

Alpharetta, Ga./The Golf Club of Georgia

T2nd/27 teams (284-294-289—867)

Strokes Off Lead/Par: -12/+3

Chesson Hadley.....	68	75	71	214	-2	7
Cameron Tringale.....	67	70	80	217	+1	t14
Roberto Castro.....	75	73	73	221	+5	t27
Kevin Larsen.....	74	76	76	226	+10	tT66
Taylor Hall.....	81	78	69	228	+12	t78

NCAA CHAMPIONSHIP SUMMARIES

2007 Finals

Williamsburg, Va./Golden Horseshoe Golf Club (Gold Course)

8th/30 teams (288-275-280-288 — 1131)

Strokes off Lead/Par: -22/+11

Chesson Hadley.....	72	67	66	70	275	-5	t4
Cameron Tringale.....	67	68	69	74	278	-2	t9
Roberto Castro.....	74	70	72	71	287	+7	t46
Kevin Larsen.....	75	70	74	74	293	+13	t68
Taylor Hall.....	78	72	73	73	296	+16	t74

2008 Central Regional

Columbus, Ohio/Ohio State Scarlet Course

15th/27 teams (307-299-302 — 908)

Strokes Off Lead/Par: -29/+56

Chesson Hadley.....	72	75	75	222	+9	t12
Taylor Hall.....	78	74	75	227	+14	t52
John-Tyler Griffin.....	78	77	74	229	+16	t65
Cameron Tringale.....	80	74	78	232	+19	t89
David Dragoo.....	79	76	80	235	+22	t109

2009 Central Regional

Bowling Green, Ky./The Club at Olde Stone

T3rd/13 teams (292-293-295 — 880)

Strokes Off Lead/Par: -17/+16

Cameron Tringale.....	69	74	71	214	-2	t3
John-Tyler Griffin.....	74	72	71	217	+1	t11
Chesson Hadley.....	75	72	77	224	+8	t30
James White.....	75	75	76	226	+10	t39
David Dragoo.....	74	78	78	230	+14	t48

2009 Finals

Toledo, Ohio/Inverness Club

T10th/30 teams (301-285-288 — 874)

Strokes off Lead/Par: -25/+22

Cameron Tringale.....	74	67	74	215	+2	t18
David Dragoo.....	79	72	68	219	+6	t36
Chesson Hadley.....	72	72	76	220	+7	t47
John-Tyler Griffin.....	76	74	72	222	+9	t60
James White.....	79	77	74	230	+17	t127

2010 Southeast Regional

Milton, Ga./Capital City Club Crabapple Course

3rd/13 teams (287-286-272 — 845)

Strokes off Lead/Par: -4/+5

John-Tyler Griffin.....	68	73	68	209	-1	t3
Chesson Hadley.....	73	69	68	210	E	t8
James White.....	71	72	72	215	+5	t23
Kyle Scott.....	77	72	68	217	+7	t30
Paul Haley.....	75	76	68	219	+9	t41

2010 Finals

Ooltewah, Tenn./The Honors Course

3rd/30 teams (290-282-286 — 858)

Strokes off Lead/Par: -8/-6

Paul Haley.....	70	69	73	212	-4	t9
Chesson Hadley.....	72	72	69	213	-3	t14
John-Tyler Griffin.....	71	72	72	215	-1	t25
James White.....	77	72	72	221	+5	t72
Kyle Scott.....	78	69	74	221	+5	t72

Match Play - Lost to Augusta State, 3-2 (quarterfinals) -

Haley L 1-up, Scott W 1-up, White W 2&1, Hadley L 1-up, Griffin L 1-up

2011 East Regional

Radford, Va./Pete Dye River Course at Virginia Tech

T-3rd/13 teams (289-293-287 — 869)

Strokes off Lead/Par: -4/+5

Kyle Scott.....	68	73	71	212	-4	t2
James White.....	73	71	68	212	-4	t2
John-Tyler Griffin.....	74	74	73	221	+5	t17
Richard Werenski.....	74	75	75	224	+8	t28
Paul Haley.....	76	76	76	228	+12	t42

2011 Finals

Stillwater, Okla./Karsten Creek Golf Club

2nd/30 teams (283-290-302 — 875)

Strokes off Lead/Par: -3/+11

James White.....	67	73	76	216	E	t8
John-Tyler Griffin.....	73	72	74	219	+3	t17
Paul Haley.....	71	72	77	220	+4	t20
Kyle Scott.....	72	74	75	221	+5	t29
Richard Werenski.....	76	73	82	231	+15	t102

Match Play - Lost to Augusta State, 3-2 (quarterfinals) -

White L 3&2, Griffin W 3&2 W 1-up, Scott L 1-up, Haley L 2-up, Werenski W 19 holes

2012 Southwest Regional

Norman, Okla./Jimmie Austin OU Golf Club

6th/14 teams (290-286-307 — 883)

Strokes off Lead/Par: -23/+19

Ollie Schniederjans.....	72	69	78	219	+3	t15
James White.....	69	74	79	222	+6	t24
Anders Albertson.....	74	76	73	223	+7	t27
Bo Andrews.....	75	72	77	224	+8	t31
Richard Werenski.....	77	71	81	229	+13	t48

2013 Tallahassee Regional

Tallahassee, Fla./Golden Eagle Golf and Country Club

4th/13 teams (280-284-285 — 849)

Strokes off Lead/Par: -19/-15

Anders Albertson.....	66	71	72	209	-7	t10
Bo Andrews.....	71	71	68	210	-6	t14
Ollie Schniederjans.....	70	71	71	212	-4	t19
Shun Yat Hak.....	73	73	74	220	+4	t42
Seth Reeves.....	75	71	79	225	+9	t60

2013 Finals

Milton, Ga./Capital City Club Crabapple Course

2nd/30 teams (274-274-282 — 830)

Strokes off Lead/Par: -6/-10

Ollie Schniederjans.....	67	68	70	205	-5	t8
Seth Reeves.....	69	69	68	206	-4	t13
Anders Albertson.....	69	67	73	209	-1	t26
Shun Yat Hak.....	69	70	71	210	E	t32
Bo Andrews.....	78	72	73	223	+13	t144

Match Play - Defeated UNLV, 3-2 (quarterfinals) - Reeves

L 4&3, Hak L 2-up, Andrews W 3&2, Schniederjans W 1-up (19 holes), Albertson W 2&1; Lost to Alabama, 3-0-2 (semifinals) - Albertson AS, Hak L 4&3, Andrews AS, Reeves L 3&1, Schniederjans L 3&2

2014 Raleigh Regional

Raleigh, N.C./Lonnie Poole Golf Course

1st/13 teams (268-272-285 — 825)

Strokes off Lead/Par: +17/-27

Ollie Schniederjans.....	66	68	72	206	-7	2
Seth Reeves.....	69	69	69	207	-6	t3
Bo Andrews.....	67	68	74	209	-4	t6
Anders Albertson.....	73	67	71	211	-2	8
Richard Werenski.....	66	75	73	214	+1	t15

2014 Finals

Hutchinson, Kan./Prairie Dunes Country Club

5th/30 teams (277-282-282 — 841)

Strokes off Lead/Par: -12/+1

Ollie Schniederjans.....	71	65	68	204	-6	2
Seth Reeves.....	66	72	68	206	-4	t6
Richard Werenski.....	69	72	74	215	+5	t69
Bo Andrews.....	71	73	74	218	+8	t89
Anders Albertson.....	79	73	72	224	+14	t125

Match Play - lost to Oklahoma State, 4-0-1

(quarterfinals) - Werenski L 2&1, Andrews L 1-up, Albertson L 1-up; Schniederjans AS, Reeves L 1-up

2015 San Diego Regional

Rancho Sante Fe, Calif./The Farms Golf Club

3rd/13 teams (299-283-287 — 869)

Strokes off Lead/Par: -26/+5

Ollie Schniederjans.....	75	69	70	214	-2	t7
Anders Albertson.....	75	72	70	217	+1	t14
Chris Petefish.....	72	70	75	217	+1	t14
James Clark.....	77	72	73	222	+6	t29
Vincent Whaley.....	78	73	74	225	+9	t49

2015 Finals

Bradenton, Fla./The Concession Golf Club

9th/30 teams (293-295-290-297 — 1175)

Strokes off Lead/Par: -20/+23

Vincent Whaley.....	79	71	68	76	294	+6	t33
Ollie Schniederjans.....	76	74	70	78	298	+10	t49
Chris Petefish.....	72	77	73	77	299	+11	53
James Clark.....	76	75	79	70	300	+12	t54
Anders Albertson.....	69	75	85	74	303	+15	t67

2016 Tucson Regional

Marana, Ariz./The Gallery at Dove Mountain

T7th/14 teams (297-288-282 — 867)

Strokes off Lead/Par: -34/+3

Jacob Joiner.....	78	70	68	216	E	t17
Chris Petefish.....	70	75	71	216	E	t17
Vincent Whaley.....	75	71	70	216	E	t17
James Clark.....	74	72	73	219	+3	t26
Michael Hines.....	86	77	78	241	+25	71

2017 Stanford Regional

Stanford, Calif./Stanford Golf Course

6th/13 teams (287-273-284 — 844)

Strokes off Lead/Par: -21/+4

Luke Schniederjans.....	76	62	72	210	E	t12
Andy Ogletree.....	70	72	69	211	+1	t17
James Clark.....	71	69	74	214	+4	t27
Tyler Strafaci.....	70	70	74	214	+4	t27
Vincent Whaley.....	76	73	69	218	+8	t48

2018 Raleigh Regional

Raleigh, N.C./Lonnie Poole Golf Course

6th/14 teams (274-279-282 — 835)

Strokes off Lead/Par: -22/-17

Tyler Strafaci.....	68	69	71	208	-5	t13
Andy Ogletree.....	70	69	70	209	-4	t16
Noah Norton.....	70	69	72	211	-2	t26
Chris Petefish.....	68	74	69	211	-2	t26
Luke Schniederjans.....	68	72	72	212	-1	t32

NCAA CHAMPIONSHIP SUMMARIES

2019 Pullman Regional

Pullman, Wash./Palouse Ridge Golf Club

4th/14 teams (271-270-277 — 818)

Strokes off Lead/Par: -11/-22

Andy Ogletree.....	67	66	70	203	-7	t12
Connor Howe.....	66	70	68	204	-6	t17
Luke Schniederjans.....	70	66	68	204	-6	t17
Noah Norton.....	68	68	71	207	-3	t29
Tyler Strafaci.....	72	73	73	218	+8	60

2019 Finals

Fayetteville, Ark./Blessings Golf Club

18th*/30 teams (307-293-303 — 903)

Strokes off Lead/Par: -51/+39

Tyler Strafaci.....	75	70	77	222	+6	t34
Luke Schniederjans.....	79	67	80	226	+10	t65
Connor Howe.....	80	77	72	229	+13	t88
Andy Ogletree.....	77	79	74	230	+14	t96
Noah Norton.....	76	79	80	235	+19	t124

*eliminated after 54 holes

2020 NCAA Championship

cancelled due to Covid-19 pandemic

2021 Tallahassee Regional

Tallahassee, Fla./Seminole Legacy Golf Club

3rd/14 teams (277-286-285 — 848)

Strokes off Lead/Par: -18/-16

Christo Lamprecht.....	68	71	70	209	-7	t5
Ben Smith.....	68	69	73	210	-6	t8
Connor Howe.....	71	70	74	215	-1	t21
Noah Norton.....	70	76	71	217	+1	t28
Will Dickson.....	73	77	dnf			
Bartley Forrester*.....	dnf	dnf	71			

*substitute for final round

2021 Finals

Scottsdale, Ariz./Grayhawk Golf Club - Raptor Course

15th/30 teams (289-288-295-297 — 1169)

Strokes off Lead/Par: -52/+49

Christo Lamprecht.....	69	75	76	70	290	+10	t44
Noah Norton.....	72	71	72	75	290	+10	t44
Ben Smith.....	74	71	75	77	297	+17	t69
Connor Howe.....	75	74	75	75	299	+19	t71
Bartley Forrester.....	74	72	73	81	300	+20	t75

2022 Columbus Regional

Columbus, Ohio/OSU Golf Club - Scarlet Course

T-1st/13 teams (290-271-281 — 842)

Strokes off Lead/Par: 0/-10

Ross Steelman.....	72	67	68	207	-6	2
Benjamin Reuter.....	72	68	71	211	-2	t4
Connor Howe.....	73	68	71	212	-1	t7
Christo Lamprecht.....	78	68	71	217	+4	t29
Bartley Forrester.....	73	75	71	219	+6	t40

2022 Finals

Scottsdale, Ariz./Grayhawk Golf Club - Raptor Course

T-12th/30 teams (298-289-290-294 — 1171)

Strokes off Lead/Par: -37/+51

Bartley Forrester.....	73	72	73	68	286	+6	t15
Christo Lamprecht.....	73	71	70	75	289	+9	t32
Connor Howe.....	76	70	72	75	293	+13	t47
Ross Steelman.....	76	79	78	76	309	+29	76
Benjamin Reuter.....	78	76	dnf	dnf			
Ben Smith*.....	dnf	dnf	75	89			

*substitute for final two rounds

2023 Salem Regional

Salem, S.C./The Cliffs at Keowee Falls

1st/14 teams (278-266-267 — 811)

Strokes off Lead/Par: +8/-53

Connor Howe.....	71	65	66	202	-14	t3
Christo Lamprecht.....	71	62	69	202	-14	t3
Ross Steelman.....	68	70	68	206	-10	t11
Bartley Forrester.....	71	69	67	207	-9	t14
Hiroshi Tai.....	68	74	66	208	-8	t18

2023 Finals

Scottsdale, Ariz./Grayhawk Golf Club - Raptor Course

2nd/30 teams (280-286-276-284 — 1126)

Strokes off Lead/Par: -12/+6

Ross Steelman.....	64	69	68	73	274	-6	t2
Connor Howe.....	72	72	66	74	284	+4	t29
Christo Lamprecht.....	73	73	74	66	286	+6	t40
Bartley Forrester.....	71	73	73	72	289	+9	t55
Hiroshi Tai.....	76	72	69	73	290	+10	t58

Match Play: Quarterfinals: Defeated Pepperdine, 3-2 (Howe I. Choi, 2&1; Lamprecht I. Hitchener, 4&3; Forrest d. Gifford, 2&1; Tai d. Nieves, 19 holes; Steelman d. Mouw, 5&4)

Semifinals: Defeated North Carolina, 3-2 (Lamprecht I. Menante, 6&5; Forrester d. Burnett, 4&2; Howe d. Greaser, 4&2; Tai I. Ford, 1-up; Steelman d. Fountain, 1-up)
Championship match: Lost to Florida, 3-1 (Lamprecht I. Lin, 4&3; Forrester d. Kress, 20 holes; Howe I. DuBois, 1-up; Tai I. Biondi, 1-up; Steelman vs. Castillo, dnf)

2024 Chapel Hill Regional

Chapel Hill, N.C./Finley Golf Club

4th/13 teams (278-282-288 — 823)

Strokes off Lead/Par: -8/-17

Bartley Forrester.....	66	70	66	202	-8	t8
Hiroshi Tai.....	65	68	69	202	-8	t8
Christo Lamprecht.....	71	71	66	208	-2	t21
Kale Fontenot.....	71	73	72	216	+6	53
Carson Kim.....	77	68	75	220	+10	t63

2024 Finals

Carlsbad, Calif./Omni LaCosta Resort & Spa - North Course

T-3rd/30 teams (292-301-292-292 — 1177)

Strokes off Lead/Par: -31/+25

Hiroshi Tai.....	67	77	70	71	285	-3	1
Carson Kim.....	79	75	75	70	299	+11	t53
Kale Fontenot.....	78	75	71	78	302	+14	t67
Bartley Forrester.....	77	74	76	75	302	+14	t67
Aidan Tran.....	dnf	77	77	76			

Christo Lamprecht.....70 wd wd wd

Match Play: Quarterfinals: Defeated Illinois, 3-2 (Forrester d. Goecke, 3&1; Fontenot vs. Buchanan, dnf; Kim I.

Herendeen, 3&1; Tran d. Hunt, 3&2; Tai d. Voois, 3&2)

Semifinals: Lost to Florida State, 3-2 (Forrester d.

Anderson, 3&2; Fontenot lost to Weaver, 19 holes;

Lamprecht lost to Clanton, 2&1; Kim d. Albright, 4&2; Tai I.

Kjettrup, 3&1)

Finals Superlatives

INDIVIDUAL

Lowest Round: 63 (-9), Mikko Rantanen, 2nd round, 1994

Low Tournament Score: 273 (-15), Bryce Molder, 1998

Best Finish: 1st, Troy Matteson, 2002

Worst Finish (72 holes): T-127, Briny Baird, 1991

TEAM

Lowest Round: 274 (-14), 2nd round, 1994

Highest Round: 314, 1st round, 1999

Low Tournament Score: 1116 (-36) in 2000

High Tournament Score (72 holes): 1218 in 2003

Best Finish (stroke play): 2nd place, 1993, 2000, 2002, 2005

Best Finish (match play): 2nd place, 2023

Worst Finish (72 holes): 22nd place, 1987

Closest to Leader: Tied, lost playoff in 2000

Furthest from Leader (72 holes): 54 strokes, 1987

Most Strokes Under Par: 36-under-par (1116), 2000

Regional Superlatives

INDIVIDUAL

Lowest Round: 62 (-9), Christo Lamprecht, 2nd round, 2023

Low Tournament Score: 201 (-15), Troy Matteson, 2003

Most Shots Under Par: -15 (201), Troy Matteson, 2003

Best Finish: 1st, Chan Reeves, 1991; Jimmy Johnston, 1992; Matt Kuchar, 1998; Troy Matteson, 2003

Widest Victory Margin: 4 shots, Chan Reeves, 1991; Matt Kuchar, 1998

TEAM

Lowest Round: 266 (-22), 2nd round, 2023

Highest Round: 301, 1st round, 1992

Low Tournament Score: 811 (-53), 2023

High Tournament Score: 886, 1995

Best Finish: 1st place, 1991, 1998, 1999, 2002, 2014, 2022, 2023

Worst Finish: T-7th place, 1995, 2016

Widest Victory Margin: 13 strokes, 1991

Most Shots from Lead: 34 strokes, 2016

Most Shots Under Par: -53 (811), 2023

NCAA Championship Timeline

The national collegiate championships were conducted by the United States Golf Association through 1938, and consisted of a medal competition and a match play bracket similar to today's U.S. Amateur.

The NCAA began conducting the championship in 1939, using a match play format through 1965, when it became a 72-hole, stroke-play event.

The NCAA instituted a 54-hole cut from 1979-88. A 36-hole cut was used in 1989, and again from 1992-2001. No cuts were made in 1990, 1991 or 2002.

Regional qualifying tournaments were instituted in 1989, expanding the championship field to 81 teams, 27 in each of three regionals, with 30 teams advancing to the 72-hole finals. In 2009, the format was changed to include six regional tournaments. Thirty teams (five from each regional) advanced to the finals.

The finals structure changed again in 2009, with 30 teams playing 54 holes of stroke play. The individual national champion was crowned after 54 holes, and the top eight teams advanced to a match play bracket to decide the team champion.

In 2015, the NCAA added a fourth 18-hole round to the stroke-play portion, cutting the field to the top 15 teams and nine individuals not on those teams for the final round, which determined the medalist and the eight teams for match play.

ALL-TIME COLLEGIATE TOURNAMENT CHAMPIONS

1927

Watts Gunn, National Collegiate Championship, Garden City, N.J. (match play)

1934

Charlie Yates, National Collegiate Championship, Cleveland, Ohio (match play)

1938

Tommy Barnes, Southern Intercollegiate, Athens, Ga. (score unknown)

1948

Albert Swann, Southeastern Conference Championship, Athens, Ga. (73)

1984-85

Bill McDonald, John Ryan Memorial, Durham, N.C. (67-69-72 – 208)
 Bill McDonald, Gator Bowl Intercollegiate, Jacksonville, Fla. (74-72-75 – 221)
 Bill McDonald, Iron Duke Classic, Durham, N.C. (73-68-71 – 212)
 Nacho Gervas, MacGregor Intercollegiate, Pickens, S.C. (69-72-73 – 214)
 Bob McDonnell, ACC Championship, Greensboro, N.C. (68-69-68 – 205)
 Bob McDonnell, Southern Intercollegiate, Athens, Ga. (70-67-69 – 206)

1985-86

Bob McDonnell, Miami National Collegiate, Miami, Fla. (71-70-70 – 211)
 Bill McDonald, Iron Duke Classic, Durham, N.C. (69-68-71 – 208)

1986-87

Jay Nichols, ImperialLakes Classic, Lakeland, Fla. (69-70 – 139)
 Charlie Rymer, Furman Invitational, Greenville, S.C. (68-74 – 142)

1987-88

Charlie Rymer, ImperialLakes Classic, Lakeland, Fla. (69-69-68 – 206)

1988-89

Charlie Rymer, Tournament of Champions, Knoxville, Tenn. (69-73-71 – 213)
 Charlie Rymer, Southern Intercollegiate, Athens, Ga. (74-74-67 – 215)

1989-90

Charlie Rymer (T1), Southern Intercollegiate, Athens, Ga. (69-70-69 – 208)

1990-91

David Duval, Furman Intercollegiate, Greenville, N.C. (70-68 – 138)
 David Duval (T1), ACC Championship, Rocky Mount, N.C. (67-70 – 138)
 Chan Reeves, NCAA East Regional, New Haven, Conn. (69-69-69 – 207)

1991-92

David Duval, Sun Bowl All-America Golf Classic, El Paso, Texas (67-72-67 – 206)
 David Duval, Cavalier Classic, Charlottesville, Va. (68-75-70 – 213)
 Jimmy Johnston, NCAA East Regional, Hamilton, N.Y. (72-67-70 – 209)

1992-93

David Duval (T1), UNLV Rebel Classic (71-70-67 – 208)
 Stewart Cink (T1), UNLV Rebel Classic (68-71-69 – 208)
 Jason Walters, Ping Arizona Collegiate (71-71-70 – 212)
 David Duval, ACC Championship, Rocky Mount, N.C. (70-69-67 – 206)
 David Duval, Cavalier Classic (73-69-72 – 214)
 David Duval, Perry Maxwell Collegiate, Ardmore, Okla. (68-70-70 – 207)

1993-94

Mikko Rantanen, NCAA Golf Challenge, Rio Grande, P.R. (73-72-70 – 215)
 Mikko Rantanen, ACC Championship, Rocky Mount, N.C. (71-72-66 – 209)

1994-95

Stewart Cink, Ping/Golfweek Preview Invitational, Columbus, Ohio (70-70 – 140)
 Stewart Cink, NCAA Golf Challenge, Rio Grande, P.R. (69-69-70 – 208)
 Stewart Cink, Carpet Capital Collegiate, Rocky Face, Ga. (74-65-73 – 212)
 Stewart Cink (T1), The Maxwell, Armore, Okla. (69-66-76 – 211)

1996-97

Matt Kuchar, Tennessee Tournament of Champions, Knoxville, Tenn. (70-67-69 – 206)
 Matt Kuchar, Furman Intercollegiate, Greenville, S.C. (69-70-70 – 209)

1997-98

Matt Kuchar, Puerto Rico Golf Classic, Rio Grande, P.R. (68-70-70 – 208)
 Bryce Molder (T1), Carpet Capital Collegiate, Rocky Face, Ga. (74-69-69 – 212)
 Matt Kuchar, NCAA East Regional, Dauluskie Island, S.C. (64-69-69 – 202)

1998-99

Carlton Forrester (T1), Waikoloa Intercollegiate, Kona, Hawaii (64-75-82 – 221)
 Matt Kuchar (T1), Waikoloa Intercollegiate, Kona, Hawaii (71-74-76 – 221)
 Bryce Molder (T1), Golf Digest Intercollegiate, Las Vegas, Nev. (70-69-69 – 208)
 Bryce Molder, Carpet Capital Collegiate, Rocky Face, Ga. (66-71-67 – 204)

1999-2000

Bryce Molder, Carpet Capital Collegiate, Rocky Face, Ga. (68-68-68 – 204)
 Matt Kuchar (T1), Sun Bowl All-America Golf Classic, El Paso, Texas (69-67-72 – 208)
 Bryce Molder (T1), Waikoloa Intercollegiate, Kona, Hawaii (66-69-73 – 208)
 Matt Kuchar (T1), Waikoloa Intercollegiate, Kona, Hawaii (68-69-71 – 208)
 Bryce Molder, ACC Championship, New London, N.C. (72-67-67 – 206)

2000-01

Bryce Molder, Ping/Golfweek Preview Invitational, Durham, N.C. (68-72 – 140)
 Bryce Molder, Jerry Pate National Collegiate, Birmingham, Ala. (67-62-67 – 196)
 Bryce Molder, Morris Williams Intercollegiate, Austin, Texas (67-68 – 135)

2001-02

Troy Matteson, Taylor Made/Waikoloa Intercollegiate, Kona, Hawaii (67-70-73 – 210)
 Troy Matteson, Puerto Rico Classic, Rio Grande, P.R. (69-65-71 – 205)
 Troy Matteson (T1), Las Vegas Collegiate, Las Vegas, Nev. (70-69-69 – 208)
 Troy Matteson, NCAA Championship, Columbus, Ohio (73-66-70-67 – 276)

2002-03

Troy Matteson (T1), Carpet Capital Collegiate, Rocky Face, Ga. (72-64-69 – 205)
 Troy Matteson, NCAA East Regional, Auburn, Ala. (68-67-66 – 201)

2004-05

Nicholas Thompson (T1), Sun Bowl All-America Golf Classic, El Paso, Texas (67-65-72 – 204)

2005-06

Cameron Tringale, UH-Hilo Intercollegiate, Waikoloa, Hawaii (65-67-70 – 202)
 Cameron Tringale, ACC Championship, New London, N.C. (69-65-72 – 206)

2006-07

Roberto Castro (T1), Puerto Rico Classic (68-70-71 – 209)

2007-08

Chesson Hadley, Carpet Capital Collegiate (65-69-74 – 208)

2008-09

Cameron Tringale, Brickyard Collegiate (67-75-69 – 211)
 Cameron Tringale, Southern Highlands Collegiate (67-70-68 – 205)

2009-10

Chesson Hadley, ACC Championship (69-66-71 – 206)

2010-11

James White, United States Collegiate Championship (62-70-72 – 204)
 James White, Puerto Rico Classic (69-69-68 – 206)
 Seth Reeves, Grub Mart Collegiate (76-71-66 – 213)
 Paul Haley, Yellow Jacket Classic (71-68 – 139)
 Paul Haley, ACC Championship (68-68-70 – 206)

2012-13

Bo Andrews (T1), Gary Koch Invitational (71-70-66 – 207)
 Anders Albertson, ACC Championship (66-67-68 – 201)

2013-14

Ollie Schniederjans (T1), Carpet Capital Collegiate (67-67-73 – 207)
 Seth Reeves, Tar Heel Intercollegiate (69-69-70 – 208)
 Seth Reeves (T1), Brickyard Collegiate (70-68-69 – 207)
 Ollie Schniederjans, United States Collegiate Championship (66-69-71 – 206)
 Ollie Schniederjans, Valspar Invitational at Floridian (67-67-67 – 201)
 Ollie Schniederjans (T1), Robert Kepler Intercollegiate (70-73-67 – 210)
 Ollie Schniederjans, ACC Championship (65-70-69 – 204)

2014-15

Ollie Schniederjans, Carpet Capital Collegiate (72-64-68 – 204)
 Anders Albertson, Robert Kepler Intercollegiate (71-67-70 – 208)
 Vincent Whaley, Robert Kepler Intercollegiate (71-67-70 – 208)
 Anders Albertson (T1), ACC Championship (67-69-69 – 205)

Career Victories

Name	Total	Reg	Post
Bryce Molder (1998-2001)	9	8	1
David Duval (1990-93)	8	6	2
Matt Kuchar (1997-2000)	7	6	1
Ollie Schniederjans (2011-15)	6	5	1
Troy Matteson (2000-2003)	6	4	2
Stewart Cink (1992-95)	5	5	-
Charlie Rymer (1987-90)	5	5	-
Bill McDonald (1985-88)	4	4	-
Cameron Tringale (2006-09)	4	3	1
Anders Albertson (2011-15)	3	1	2
Bob McDonnell (1983-86)	3	2	1
Seth Reeves (2008-14)	3	3	-
Luke Schniederjans (2016-20)	3	3	-
Christo Lamprecht (2020-24)	3	3	-
Chesson Hadley (2006-10)	2	1	1
Paul Haley (2008-11)	2	1	1
Mikko Rantanen (1993-94)	2	1	1
James White (2009-12)	2	2	-
Vincent Whaley (2013-17)	2	2	-
Bartley Forrester (2019-present)	2	2	-
Watts Gunn (1926-27)	1	-	1
Jimmy Johnston (1991-92)	1	-	1
Chan Reeves (1988-91)	1	-	1
Albert Swann, Jr. (1948-49)	1	-	1
Charlie Yates (1932-34)	1	-	1
Bo Andrews (2009-14)	1	1	-
Tommy Barnes (1935-38)	1	1	-
Roberto Castro (2004-07)	1	1	-
Carlton Forrester (1997-2000)	1	1	-
Nacho Gervas (1984-87)	1	1	-
Jacob Joiner (2014-18)	1	1	-
Jay Nichols (1984-87)	1	1	-
Chris Petefish (2014-18)	1	1	-
Tyler Strafaci (2016-20)	1	1	-
Nicholas Thompson (2002-05)	1	1	-
Jason Walters (1993-96)	1	1	-

Reg = regular season
Post = conference, NCAA regional or NCAA championship

2015-16

Jacob Joiner, Carpet Capital Collegiate (66-74-72 – 212)
 Vincent Whaley, Clemson Invitational (70-67-71 – 208)

2016-17

Luke Schniederjans, Carpet Capital Collegiate (69-66-70 – 205)
 Luke Schniederjans, Puerto Rico Classic (68-73-65 – 206)
 Tyler Strafaci, Valspar Collegiate Invitational (73-69-69 – 211)

2017-18

Chris Petefish, General James Hackler Championship (72-68-69 – 209)

2019-20

Luke Schniederjans, Carpet Capital Collegiate (68-67-72 – 207)
 Bartley Forrester (co-champion), Puerto Rico Classic (72-66-69 – 207)

2021-22

Bartley Forrester (co-champion), The Calusa Cup (66-70-75 – 211)

2022-23

Christo Lamprecht, Inverness Intercollegiate (67-67-72 – 206)

2023-24

Christo Lamprecht, Olympia Fields/Fighting Illini Invitational (65-66 – 131)
 Christo Lamprecht (T1), Ben Hogan Collegiate Invitational (68-69-66 – 203)

No individual victories in 1995-96, 2003-04, 2011-12, 2017-18, 2018-19 or 2020-21

*Lost in a playoff for medalist honors, and is not counted among his official victories. All other (T1) denote title was shared or the playoff was won.

TEAM HISTORY AT-A-GLANCE

Year	Coach	Captain	*Record/Wins	+NCAA	#Conference	Rank
1918	unknown	Tom Prescott	3-0	—	—	—
1919	unknown	unknown	unknown	—	—	—
1920	unknown	unknown	unknown	—	—	—
1921	unknown	unknown	unknown	—	—	—
1922	unknown	unknown	unknown	—	—	—
1923	unknown	Bip Farnsworth	2-1	—	—	—
1924	unknown	Bip Farnsworth	1-2	—	—	—
1925	unknown	Bill Spalding	2-2	—	—	—
1926	unknown	Bill Spalding	5-2	—	—	—
1927	unknown	Watts Gunn+	5-1	—	Champions	—
1928	unknown	Watts Gunn	6-1	—	—	—
1929	unknown	Shag Irvin	5-3	—	—	—
1930	unknown	Charles Brimby	4-5	—	—	—
1931	H.E. Dennison	Scott Hudson	4-4	—	—	—
1932	H.E. Dennison	Ivan Allen	unknown	—	—	—
1933	H.E. Dennison	Frank Ridley	6-0	—	—	—
1934	H.E. Dennison	Charlie Yates+	7-0	—	—	—
1935	H.E. Dennison	Charlie Yates	7-0	—	—	—
1936	H.E. Dennison	S.N. Holditch	unknown	—	—	—
1937	H.E. Dennison	Tommy Barnes	unknown	—	—	—
1938	H.E. Dennison	Tommy Barnes	unknown	—	—	—
1939	H.E. Dennison	Gene Brooks	unknown	—	—	—
1940	H.E. Dennison	Danny Yates	unknown	—	—	—
1941	H.E. Dennison	Danny Yates	unknown	—	—	—
1942	H.E. Dennison	Hal Florence	unknown	—	—	—
1943	no team					
1944	no team					
1945	no team					
1946	H.E. Dennison	none	unknown	—	—	—
1947	H.E. Dennison	Ike Scott	11-2	t14	—	—
1948	H.E. Dennison	Ashby Taylor	8-5	—	2	—
1949	H.E. Dennison	Albert Swann	8-2	—	Champion	—
1950	H.E. Dennison	Scott Howell	5-5-1	—	6	—
1951	H.E. Dennison	Scott Howell	8-3	—	3	—
1952	H.E. Dennison	Tommy Bachman	6-5	—	3	—
1953	H.E. Dennison	Charlie Harrison	2-7	—	7	—
1954	H.E. Dennison	Lynwood Johnson	7-2	—	5	—
1955	H.E. Dennison	John Maddox	4-7	—	6	—
1956	Tommy Plaxico	Ned Edge	7-3-1	—	3	—
1957	Tommy Plaxico	George Johnson	5-7	—	3	—
1958	Tommy Plaxico	Morris Copeland, Bland Johnson	8-7	—	5	—
1959	Tommy Plaxico	Jimmy Cleveland	2-8	—	4	—
1960	Tommy Plaxico	Jimmy Cleveland	9-4	—	4	—
1961	Tommy Plaxico	Lefty Ewing	8-6	—	5	—
1962	Tommy Plaxico	Bill Ploeger	7-7-2	—	14	—
1963	Tommy Plaxico	Buddy Baker	8-9	—	7	—
1964	Tommy Plaxico	Robbie Horak	5-10	—	7	—
1965	Tommy Plaxico	Larry Sears	7-6-1	—	—	—
1966	Tommy Plaxico	Bunky Henry	7-2-2	—	—	—
1967	Tommy Plaxico	Bunky Henry	10-7	—	—	—
1968	Tommy Plaxico	Bill Dudley	3-15-1	—	—	—
1969	Tommy Plaxico	Len Williams	8-7	—	—	—
1970	Tommy Plaxico	none	11-8-1	—	—	—
1971	Tommy Plaxico	none	3-10	—	—	—
1972	Tommy Plaxico	none	8-9	—	—	—
1973	Tommy Plaxico	Lanny Houillion	4-3	—	—	—
1974	Tommy Plaxico	none	4-5	—	—	—
1975	Tommy Plaxico	none	—	—	11	—
1976	Tommy Plaxico	Jim Teuscher	**2-0	—	12	—
1977	Tommy Plaxico	Mike Johnson	**0-1	—	3	—
1978	Tommy Plaxico	Larry Mize	—	—	5	—
1979	Tommy Plaxico	Larry Mize	—	—	8	—
1980	Tommy Plaxico	—	—	—	—	—
1981	Tommy Plaxico	—	—	—	—	—
1982	Tommy Plaxico	—	—	—	8	—
1983	Puggy Blackmon	—	1	—	7	—
1984	Puggy Blackmon	—	—	—	5	—
1985	Puggy Blackmon	Bob McDonnell	4	12	Champion	—
1986	Puggy Blackmon	Bob McDonnell	2	t13	2	—

Georgia Tech fielded its first intercollegiate golf team in 1918, "and it was met with marked success in the matches with the Eastern colleges," reads the 1918 edition of the Blueprint, the Georgia Tech yearbook.

"To get to the personnel and work of the team. Very little time was had by the men to practice, but they went to it with a will and when the time for the first match with Columbia came around, a formidable quartet was on hand. Perry Adair, one of the foremost golfers in the South, was number one man. Adair has been playing golf around Atlanta since twelve years old and holds many of the course records in the South. Fred Howden of Savannah, was elected manager. Howden had a score of notable records to his credit there. Ewing Watkins, one of the best golfers in Tennessee and said to be the longest driver in the South, and Tom Prescott of Atlanta golf fame, comprised the other two members of the team."

Scoring for matches that year, and in years beyond, "was kept on the Nassau system, the winners on the first nine being awarded one point, the same being true for the second nine holes, and an additional point being awarded for the best ball of the match."

Year	Coach	Captain	*Wins/Record	+NCAA	#Conference	Rank
1987	Puggy Blackmon	Nacho Gervas, Jay Nichols	4	22	t2	—
1988	Puggy Blackmon	—	1	5	7	—
1989	Puggy Blackmon	—	1	%t18	2	—
1990	Puggy Blackmon	—	2	11	t5	—
1991	Puggy Blackmon	—	4	6	Champion	—
1992	Puggy Blackmon	—	4	5	Champion	—
1993	Puggy Blackmon	—	5	2	Champion	—
1994	Puggy Blackmon	—	3	6	Champion	—
1995	Puggy Blackmon	—	1	%29	2	—
1996	Bruce Heppler	Sam Hulsey	—	—	9	—
1997	Bruce Heppler	Rob Anderson	—	—	8	—
1998	Bruce Heppler	Brian Newton	2	3	2	—
1999	Bruce Heppler	Carlton Forrester	3	%28	Champion	—
2000	Bruce Heppler	Matt Kuchar	4 (2-1)	^2	2	1/1
2001	Bruce Heppler	Bryce Molder	5	4	Champion	2/2
2002	Bruce Heppler	Kris Mikkelsen	7	+2	Champion	1/1
2003	Bruce Heppler	Troy Matteson	—	t11	4	13/12
2004	Bruce Heppler	Thomas Jordan	2 (3-1)	t5	3	5/6
2005	Bruce Heppler	Mike Barbosa, Nicholas Thompson	1 (3-1)	2	2	3/3
2006	Bruce Heppler	Thomas Jordan	3 (3-1)	%26	Co-champion	5/4
2007	Bruce Heppler	Roberto Castro	1	8	Co-champion	9/9
2008	Bruce Heppler	Cameron Tringale	— (3-1)	t15	4	6/9
2009	Bruce Heppler	Adam Cohan, Cameron Tringale	1	t10	Champion	10/7
2010	Bruce Heppler	John-Tyler Griffin	2 (0-1)	3/QF	Champion	5/14
2011	Bruce Heppler	John-Tyler Griffin	3 (0-1)	2/QF	Champion	3/2
2012	Bruce Heppler	James White	3	!6	Champion	11/8
2013	Bruce Heppler	Bo Andrews	2 (0-2)	2/SF	4	4/8
2014	Bruce Heppler	Bo Andrews	7 (2-1)	5/QF	Champion	4/2
2015	Bruce Heppler	Anders Albertson	4	9	Champion	9/9
2016	Bruce Heppler	Michael Hines	— (0-2)	!t7	4	42/38
2017	Bruce Heppler	Michael Hines	— (2-1)	!6	7	22/21
2018	Bruce Heppler	James Clark	4 (2-0)	!6	Champion	6/8
2019	Bruce Heppler	James Clark	6 (3-0)	18	Champion	12/7
2020	Bruce Heppler	Andy Ogletree	4	@n/a	@n/a	7/3
2021	Bruce Heppler	Noah Norton	1	15	t5	25/24
2022	Bruce Heppler	Ben Smith	5 (1-1)	t12	2/F	11/10
2023	Bruce Heppler	Connor Howe	2 (5-2-1)	2/F	1/Champion	6/4
2024	Bruce Heppler	Bartley Forrester, Christo Lamprecht	— (2-5-1)	+8/SF	t2/SF	17

* dual match record through 1974, tournament wins from 1975 to present (match play record in parentheses)

** played both dual matches and tournaments

Southern Conference until 1931, SEC from 1932-64, Southern Independent from 1975-76, Metro Conference from 1977-78, ACC from 1979 to present

+ NCAA individual champion (Troy Matteson in 2002, Hiroshi Tai in 2024)

^ Tied after 72 holes, lost playoff

% missed 36- or 54-hole cut at NCAA Championship

! finish in NCAA regional, did not advance to finals

Rank - Golfstat/Sagarin from 2000 to 2023, Scoreboard NCAA Ranking beginning in 2024

@ 2019 ACC and NCAA championships cancelled due to Covid-19 pandemic

(QF, SF, F) quarterfinal, semifinal or final round finish in NCAA and ACC match play (stroke play finish denoted left of /)

YEAR-BY-YEAR RESULTS (SINCE 1947)

From 1937-39, the Southeastern Conference Championship was held in Baton Rouge, La. From 1940-64, the SEC Championship was held in Athens, Ga., as part of the Southern Intercollegiate Championship (no championship was held from 1943-45 due to World War II). Tech continued to participate in the SIC long after leaving the Southeastern Conference in 1964.

- denotes tri-match or quad-match;
n/a - denotes scores not available

1947-48

Mar. 23	L	Auburn	8-10
Mar. 25	L	Auburn	6.5-11.5
Apr. 3	W	Tennessee	15-3
Apr. 10	W	Florida	14-4
Apr. 15	W	Georgia	10-8
Apr. 23	W	Vanderbilt	18-8
Apr. 24	L	Kentucky	7.5-10.5
na	2nd*	SEC Championship (Athens, Ga.)	306
May 4	L	Emory	8-10
May 8	W	Kentucky	14-4
May 14	L	Sewanee	8-10
May 15	W	Vanderbilt	16-2
May 21	W	Georgia	14.5-3.5
May 22	W	Tennessee	11.5-7.5

*Albert Swann was the SEC medalist with a score of 73.

1948-49

Mar. 22	W	Rollins College	13.5-4.5
Mar. 24	W	Jacksonville NAS	13.5-4.5
Mar. 26	L	Auburn	4-14
Apr. 2	W	South Carolina	17-10
Apr. 9	W	Tennessee	16-2
Apr. 12	W	Emory	13-5
Apr. 20	L	Auburn	8-10
Apr. 22	W	Georgia	13.5-4.5
Apr. 27-30	1st	SEC Championship (Athens, Ga.)	302
May 5	W	Georgia	13-5
May 14	--	Vanderbilt	dnp
May 20	W	Tennessee	12.5-5.5
May 21	--	Kentucky	dnp

1949-50

na	L	Auburn	3.5-14.5
na	W	Florida	17.5-9.5
na	W	Tennessee	15.5-2.5
na	W	Emory	13.5-4.5
na	W	Auburn	12.5-5.5
na	L	Georgia	10-17
na	--	Kentucky	cancelled
na	6th/6	SEC Championship (Athens, Ga.)	1263
na	12th/12	Southern Intercollegiate (Athens, Ga.)	1263
na	T	Vanderbilt	9-9
na	L	Georgia	1.5-17.5
na	W	Tennessee	9.5-8.5
na	L	Kentucky	7-11
na	L	Kentucky	3.5-14.5

1950-51

Mar. 26	L	Duke	8.5-18.5
Apr. 4	W	Emory	17.5-0.5
Apr. 7	W	Auburn	17-1
Apr. 14	W	Tennessee	15.5-2.5
Apr. 18	W	Emory	14-4
Apr. 21	W	Vanderbilt	10-8
Apr. 25	L	Georgia	12.5-14.5
Apr. 28	W	Tennessee	15.5-2.5
May 3	L	Georgia	10-17
May 5	W	Kentucky	17-1
May 7	W	Florida	16-2
May 10-12	3rd/5	SEC Championship (Athens, Ga.)	604
May 10-12	6th/12	Southern Intercollegiate (Athens, Ga.)	604
May 18	--	Auburn	cancelled

1951-52

Mar. 24	L	Florida	3-24
Mar. 25	L	Florida State	12.5-14.5
Apr. 4	W	Emory	17-1
Apr. 11	W	Tennessee	13.5-3.5
Apr. 12	W	Florida	14-13
Apr. 18	W	Emory	12.5-5.5
Apr. 24	L	Georgia	3-24
Apr. 26	W	Tennessee	20-7
Apr. 29	L	Alabama	7-11
May 1-3	3rd/9	SEC Championship (Athens, Ga.)	600
May 1-3	5th/20	Southern Intercollegiate (Athens, Ga.)	600
May 9	W	Vanderbilt	9.5-8.5
May 13	L	Georgia	10 1/2-16 1/2

1952-53

Apr. 3	hW	Emory	14-13
Apr. 4	hL	Tennessee	3-24
Apr. 7	hL	Florida	7.5-19.5
Apr. 18	aL	Vanderbilt	8-10
Apr. 21	aW	Emory	15-12
Apr. 25	aL	Georgia	12.5-14.5
Apr. 29	nL	Alabama (Athens, Ga.)	8-13
A.30-M.2	7th/9	SEC Championship (Athens, Ga.)	646
A.30-M.2	17th/24	Southern Intercollegiate (Athens, Ga.)	646
May 12	hL	Georgia	10-17
May 16	aL	Tennessee	8-19

1953-54

Apr. 1	W	Emory	21-6
Apr. 2	W	Tennessee	19-8
Apr. 8	W	Auburn	15-12
Apr. 12	W	Emory	21.5-5.5
Apr. 16	W	Vanderbilt	20.5-6.5
Apr. 20	L	Auburn	10-17
Apr. 28	W	Florida State	17-10
A.29-M.1	5th/7	SEC Championship (Athens, Ga.)	607
A.29-M.1	10th/22	Southern Intercollegiate (Athens, Ga.)	607
May 13	L	Georgia	8.5-18.5
May 15	W	Tennessee	14.5-12.5

1954-55

Mar. 21	aW	Florida State	15.5-11.5
Mar. 22	aL	Florida	4.5-22.5
Apr. 1	hW	Tennessee	22.5-4.5
Apr. 9	aW	Auburn	22.5-4.5
Apr. 11	hL	Florida	8-19
Apr. 16	aL	Vanderbilt	11-16
Apr. 19	hW	Auburn	18.5-8.5
Apr. 23	aL	Georgia (Athens, Ga.)	6.5-21.5
May 4	nL	Memphis (Athens, Ga.)	6.5-21.5
May 5-7	6th/8	SEC Championship (Athens, Ga.)	605
May 5-7	11th/23	Southern Intercollegiate (Athens, Ga.)	605
May 14	aL	Tennessee	12-15
May 17	hL	Georgia	4.5-22.5

Home matches played at East Lake Golf Club #2 course.

1955-56

Mar. 30	hW	Northern Illinois State	24-3
Apr. 2	hW	Florida	15.5-11.5
Apr. 9	hL	Florida State	11.5-15.5
Apr. 13	hW	Rollins College	15-12
Apr. 14	hW	Vanderbilt	21.5-5.5
Apr. 21	aL	Georgia	7-20
Apr. 24	hW	Auburn	22.5-4.5
Apr. 28	aL	Tennessee	12-15
May 5-7	3rd/9	SEC Championship (Athens, Ga.)	602
May 5-7	7th/24	Southern Intercollegiate (Athens, Ga.)	602
May 9	hW	Tennessee	22-5
May 12	aW	Auburn	16.5-10.5
May 15	hT	Georgia	13.5-13.5

1956-57

Mar. 18	aL	Florida State	7.5-19.5
Mar. 19	aL	Florida	6.5-20.5
Mar. 20	aL	Rollins	7-20
Mar. 21	aW	Jacksonville NAS	14-13
Apr. 2	hW	Auburn	17.5-9.5
Apr. 12	hW	Florida	18.5-8.5
Apr. 15	aW	Auburn	22-5
Apr. 20	aL	Vanderbilt	12.5-14.5
Apr. 23	aL	Georgia	11.5-15.5
Apr. 27	aL	Tennessee	12.5-14.5
May 2-4	3rd/9	SEC Championship (Athens, Ga.)	595
May 2-4	7th/28	Southern Intercollegiate (Athens, Ga.)	595
May 14	hL	Georgia	13-14
May 17	hW	Tennessee	20-7

1957-58

Mar. 17	aL	Florida State	6-21
Mar. 18	aL	Florida	5-22
Mar. 19	aL	Rollins	7.5-19.5
Mar. 20	aW	Jacksonville NAS	19.5-7.5
Mar. 28	nL	Auburn (Opelika, Ala.)	10.5-16.5
Apr. 1	hW	Chattanooga	14-4
Apr. 4	hL	Florida	9-18
Apr. 7	hW	Auburn	18-9
Apr. 11	hW	Vanderbilt	23.5-3.5
Apr. 14	hW	Florida State	14-13
Apr. 18	aW	Chattanooga	forfeit
Apr. 19	aL	Georgia	3-24
May 1-3	5th	SEC Championship (Athens, Ga.)	n/a
May 1-3	11th	Southern Intercollegiate (Athens, Ga.)	n/a
May 10	aW	Tennessee	16-11
May 13	hL	Georgia	8-19
May 14	hW	Tennessee	16-11

1958-59

Mar. 23	aL	Florida State	6-21
Mar. 24	aL	Florida	3-24
Mar. 26-28	--	Miami Invitational	n/a
Apr. 4	aW	Tennessee	24-3
Apr. 8	hL	Auburn	13-14
Apr. 10	aL	Vanderbilt	9-18
Apr. 13	aL	Georgia	7-20
Apr. 17	hL	Florida	9-18
Apr. 24	aL	Auburn	6.5-20.5
A.30-M.2	4th	SEC Championship (Athens, Ga.)	n/a
A.30-M.2	7th	Southern Intercollegiate (Athens, Ga.)	n/a
May 6	hW	Tennessee	27.5-1.5
May 12	hL	Georgia	7-20

Home matches played at East Lake Golf Club

1959-60

Mar. 21	aL	Florida State	11-16
Mar. 22	aL	Florida	5.5-21.5
Mar. 23	aW	Rollins College	14.5-12.5
Mar. 24	aAL	Florida Southern	9.5-17.5
Mar. 29	hW	Michigan State	15.5-11.5
Apr. 1	hW	Florida	14-13
Apr. 8	hW	Vanderbilt	23.5-3.5
Apr. 11	aL	Georgia	5-22
Apr. 18	aW	Tennessee	25.5-1.5
Apr. 27	hW	Auburn	24-3
May 5-7	4th	SEC Championship (Athens, Ga.)	n/a
May 5-7	8th	Southern Intercollegiate (Athens, Ga.)	n/a
May 13	hW	Tennessee	27-0
May 17	hW	Georgia	14.5-12.5
May 21	aW	Auburn	21-6

Home matches played at East Lake Golf Club

1960-61

Mar. 20	aL#	@Florida State	12-15
Mar. 20	nW#	Vanderbilt (Tallahassee, Fla.)	23-4
Mar. 21	aL	@Florida	8-19
Mar. 22	aL	@Rollins College	10-17
Mar. 23	aW	@Florida Southern	19.5-7.5
Mar. 28	hW	Georgia State	24-3
Apr. 1	aW	@Auburn	15.5-11.5
Apr. 7	aW	@Vanderbilt	22-5
Apr. 14	hL	Florida	12.5-14.5
Apr. 24	aW	@Tennessee	22-5
Apr. 26	hW	Auburn	23-4
Apr. 29	aL	@Georgia	6-21
May 4-6	5th	SEC Championship (Athens, Ga.)	n/a
May 4-6	10th	Southeastern Intercollegiate (Athens, Ga.)	n/a
May 8	hW	Tennessee	25-2
May 16	L	Georgia	7.5-19.5

Home matches played at The Standard Town and Country Club

1961-62

Mar. 19	aL#	@Florida State	10.5-16.5
Mar. 19	nW#	Springfield College (Tallahassee, Fla.)	27-0
Mar. 20	aL	@Florida	10-17
Mar. 21	aL	@Rollins College	11.5-15.5
Mar. 22	aW	@Florida Southern	19-8
Mar. 30	hL#	Florida	12.5-14.5
Mar. 30	hW#	Duke	16-11
Apr. 4	hL	Auburn	12.5-14.5
Apr. 6	hW	Vanderbilt	18-9
Apr. 10	aL#	@Auburn	11.5-15.5
Apr. 10	nW#	Kentucky (Auburn, Ala.)	15-12
Apr. 21	aT	@Tennessee	13.5-13.5
Apr. 24	hW	Georgia State	19.5-7.5
Apr. 28	aL	@Georgia	5.5-20.5
May 3-5	4th	SEC Championship (Athens, Ga.)	n/a
May 3-5	7th	Southern Intercollegiate (Athens, Ga.)	n/a
May 11	hW	Tennessee	18.5-8.5
May 15	hT	Georgia	13.5-13.5

Home matches played at The Standard Town and Country Club

YEAR-BY-YEAR RESULTS (SINCE 1947)

1962-63

Mar. 18	aL#	Florida State.....	7-20
Mar. 18	nL#	Georgia (Tallahassee, Fla.).....	6-21
Mar. 18	nW#	Springfield College (Tallahassee, Fla.).....	26-1
Mar. 19	aL#	Florida.....	6.5-20.5
Mar. 19	nL#	Rollins (Gainesville, Fla.).....	12-15
Mar. 21-23	9th	Florida Intercollegiate (Ocala, Fla.).....	n/a
Mar. 26	hW	Alabama.....	20-7
Mar. 29	hL#	Florida.....	8.5-18.5
Mar. 29	hL#	Duke.....	13.5-4.5
Apr. 2	hW	Georgia State.....	25-2
Apr. 5	aL	Vanderbilt.....	9-18
Apr. 9	hW	Auburn.....	18-9
Apr. 12	hW	Tennessee.....	21-6
Apr. 15	aL	Auburn.....	11-16
Apr. 23	hW	Georgia State.....	14-13
Apr. 27	aL	Georgia.....	1.5-25.5
May 2-4	7th	SEC Championship (Athens, Ga.).....	n/a
May 2-4	14th	Southern Intercollegiate (Athens, Ga.).....	n/a
May 13	aW	Tennessee.....	5.5-3.5
May 14	hL	Georgia.....	5-22

Home matches played at The Standard Town and Country Club

1963-64

Mar. 23	aL#	Florida State.....	1-17
Mar. 23	nW#	Springfield College (Tallahassee, Fla.).....	17-1
Mar. 24	aL	Florida.....	7.5-19.5
Mar. 26-28	7th	Miami Invitational.....	n/a
Mar. 31	hW#	Georgia State.....	16-2
Mar. 31	hL#	Duke.....	8-10
Apr. 3	hW	Vanderbilt.....	23-4
Apr. 6	hL	Alabama.....	12-15
Apr. 10	aL	Alabama.....	6.5-20.5
Apr. 11	aL	Auburn.....	9.5-17.5
Apr. 13	hL	Tennessee.....	3-9
Apr. 20	hW	Auburn.....	22-5
Apr. 21	hW	Georgia State.....	16-11
Apr. 24	aL	Georgia.....	3-24
A.30-M.2	7th	SEC Championship (Athens, Ga.).....	n/a
A.30-M.2	16th/26	Southern Intercollegiate (Athens, Ga.).....	n/a
May 8	aL	Tennessee.....	3-6
May 12	hL	Georgia.....	7.5-19.5

Home matches played at The Standard Town and Country Club

1964-65

Mar. 22	aL	Florida State.....	3-15
Mar. 23	aL	Florida.....	2.5-24.5
Mar. 24	aL#	Florida Southern.....	7.5-19.5
Mar. 24	nW#	Sewanee (Lakeland, Fla.).....	15-12
Mar. 25-27	10th/20	Miami Invitational.....	n/a
Apr. 2	hW#	Georgia State.....	21.5-5.5
Apr. 2	hW#	Florida Southern.....	19-8
Apr. 9	aW	Vanderbilt.....	15.5-11.5
Apr. 13	hW	Auburn.....	20-7
Apr. 20	hW	Tennessee.....	16-11
Apr. 22	hL	Georgia State.....	11-16
Apr. 24	aT	Auburn.....	13.5-13.5
Apr. 26	aL	Georgia.....	4-23
A.29-M.1	14th	Southern Intercollegiate (Athens, Ga.).....	n/a
May 10	aW#	Tennessee.....	12-6
May 10	nL#	Georgia (Knoxville, Tenn.).....	7.5-10.5

Home matches played at The Standard Club

1965-66

Mar. 21	aL	Florida.....	8-19
Mar. 23	7th	Miami Invitational.....	n/a
Mar. 30	hT	Indiana.....	13.5-13.5
Apr. 1	hW	Indiana.....	17.5-9.5
Apr. 5	hW	Georgia State.....	22.5-4.5
Apr. 8	hW	Vanderbilt.....	18.5-8.5
Apr. 19	hW	Tennessee.....	24.5-2.5
Apr. 22	hW	Presbyterian.....	21.5-5.5
Apr. 23	aW	Auburn.....	16.5-10.5
Apr. 26	--	Georgia.....	cancelled
Apr. 27	--	Auburn/Wofford.....	rain
Apr. 30	aL	Georgia.....	7-20
May 5-7	11th	Southern Intercollegiate (Cape Coral, Fla.).....	n/a
May 12	hW	Georgia State.....	22.5-4.5
May 16	aT	Tennessee.....	13.5-13.5

Bunky Henry competed in the NCAA Championship at Stanford, Calif. (79-77 - MC)

1966-67

Mar. 20	aL	Florida.....	8-18
Mar. 22-25	3rd	Miami Invitational.....	n/a
Mar. 29	hW	William & Mary.....	25-2
Mar. 30	hW#	William & Mary.....	22-5
Mar. 30	hL#	Indiana.....	10.5-16.5
Mar. 31	hW	Indiana.....	16-11
Apr. 6	aL	@Tennessee.....	4.5-22.5
Apr. 10	aW	Vanderbilt.....	21.5-5.5
Apr. 18	hL#	Georgia State.....	9-18
Apr. 18	hW#	Wofford.....	16.5-10.5
Apr. 21	aL	Georgia.....	7.5-19.5

Apr. 22	nW	Auburn (Alexander City, Ala.).....	21-6
May 1	hL#	Georgia.....	1-17
May 1	hL#	Georgia State.....	5.5-12.5
May 3	hW	Auburn.....	22.5-4.5
May 5	hW	Georgia State.....	20.5-6.5
May 6	aW	Wofford.....	17-10
May 9	hW	Tennessee.....	16-11

Home matches played at The Standard Club

Bunky Henry tied for second place in the NCAA Championship at Shawnee, Pa. (77-71-70-70 - 288)

1967-68

Mar. 18	aW	Florida State.....	15-12
Mar. 19	aL	Florida.....	396-377
Mar. 21-23	6th	Cape Coral Invitational.....	n/a
Apr. 1	aL#	Tennessee.....	6.5-11.5
Apr. 1	nL#	Furman (Knoxville, Tenn.).....	8-10
Apr. 3	hL	Purdue.....	6-21
Apr. 5	hL	Georgia State.....	9.5-17.5
Apr. 9	hL	East Tennessee State.....	9-18
Apr. 15	aL#	Georgia.....	6.5-11.5
Apr. 15	nL#	Auburn (Athens, Ga.).....	7.5-10.5
Apr. 15	nL#	South Carolina (Athens, Ga.).....	8.5-9.5
Apr. 22	aL#	Auburn.....	384-362
Apr. 22	nL#	Georgia (Auburn, Ala.).....	384-363
Apr. 26	hL	Georgia.....	3-24
Apr. 30	hT#	Tennessee.....	377-377
Apr. 30	hW#	Georgia State.....	377-386
Apr. 30	hW#	Wofford.....	377-392
May 6	aL#	East Tennessee State.....	6-12
May 6	nL#	Virginia Tech (Johnson City, Tenn.).....	6-12
May 7	nL	Wofford (Tryon, N.C.).....	503-496

Home matches played at The Standard Club

1968-69

Mar. 24	aL	@Florida.....	390-370
Mar. 26-29	11th/33	Miami Invitational.....	1238
Apr. 19	aL	@Auburn.....	377-373
Apr. 21	aL	@Georgia.....	3-24
Apr. 25	hW#	Wofford.....	370-377
Apr. 25	hL#	Florida.....	370-369
Apr. 25	hW#	Vanderbilt.....	370-390
Apr. 28	rain	@Tennessee.....	
Apr. 29	hW#	Auburn.....	373-379
Apr. 29	hL#	Georgia.....	373-364
Apr. 29	hL#	Tennessee.....	373-363
May 2	nW#	Wofford (Tryon, N.C.).....	12.5-5.5
May 2	nW#	East Tennessee (Tryon, N.C.).....	9.5-8.5
May 2	nW#	South Carolina (Tryon, N.C.).....	10.5-7.5
May 9	hL#	Georgia State.....	398-395
May 9	hW#	Columbus College.....	398-399
May 12	hW	Georgia State.....	20-7

Home matches played at The Standard Club


1969-70

Mar. 25-28	na	Miami Invitational.....	n/a
Apr. 1	hL#	Indiana.....	7.5-16.5
Apr. 1	hW#	Chattanooga.....	15.5-2.5
Apr. 1	hW#	Wofford.....	13-5
Apr. 2-4	7th	Tennessee Invitational.....	1212
Apr. 13	aL	@Georgia.....	1.5-25.5
Apr. 17	aW#	@Columbus College.....	377-378
Apr. 17	nW#	Mercer (Columbus, Ga.).....	377-408
Apr. 17	nW#	West Florida (Columbus, Ga.).....	377-402
Apr. 18	aL#	@Auburn.....	372-363
Apr. 18	nT#	West Florida (Auburn, Ala.).....	372-372
Apr. 21	hW#	Auburn.....	364-367
Apr. 21	hW#	Georgia State.....	364-381
Apr. 21	hW#	Columbus College.....	364-378
Apr. 24	aL	@Vanderbilt.....	379-376
Apr. 25	aW	@Chattanooga.....	295-299
Apr. 28	hL#	Georgia.....	375-361
Apr. 28	hW#	Tennessee.....	375-377
May 1	nW#	Wofford (Tryon, N.C.).....	459-464
May 1	nL#	South Carolina (Tryon, N.C.).....	459-456
May 1	nL#	East Tennessee State (Tryon, N.C.).....	459-458
May 11	hL	Georgia State.....	397-363

Home matches played at East Lake Golf Club

1970-71

Mar. 22	aW#	@Miami (Miami, Fla.).....	311-335
Mar. 22	nL#	Florida (Miami, Fla.).....	311-285
Mar. 24-27	11th	Miami Invitational.....	1589
Apr. 2-3	6th	Major College Invitational (Knoxville, Tenn.).....	1205
Apr. 5	aL#	@Georgia.....	409-373
Apr. 5	nL#	South Carolina (Athens, Ga.).....	409-375
Apr. 5	nL#	Indiana (Athens, Ga.).....	497-463
Apr. 10	aL#	@Auburn.....	381-376
Apr. 10	nL#	Georgia State (Auburn, Ala.).....	381-371
Apr. 16-17	4th	Junior-Senior Intercollegiate (Alexander City, Ala.).....	n/a
Apr. 19	nL#	Georgia State.....	367-363
Apr. 19	nW+	Chattanooga.....	367-405



All-American Bunky Henry was the NCAA Championship runner-up in 1967.

Apr. 30	hL#	Georgia.....	391-359
Apr. 30	hL#	Georgia State.....	391-377
May 7	nL#	Wofford (Tryon, N.C.).....	7.5-10.5
May 7	nW#	Appalachian State (Tryon, N.C.).....	9.5-8.5

Home matches played at East Lake Golf Club; +played at Druid Hills Golf Club, Atlanta

1971-72

Jan. 6-7	7th	Senior Bowl (Mobile, Ala.).....	790
Mar. 19	aL#	Georgia Southern.....	307-294
Mar. 19	nL#	Georgia (Statesboro, Ga.).....	307-285
Mar. 19	nL#	South Carolina (Statesboro, Ga.).....	307-293
Mar. 21	aW	Vanderbilt.....	303-324
Mar. 22	aW	Tennessee-Chattanooga.....	376-380
Mar. 28	hL#	Georgia.....	388-373
Mar. 28	hW#	Tennessee-Chattanooga.....	388-420
Apr. 6-7	8th	Major College Invitational (Knoxville, Tenn.).....	1214
Apr. 9	aL	Georgia.....	413-389
Apr. 11	hW#	Auburn.....	377-382
Apr. 11	hW#	Georgia State.....	377-383
Apr. 11	hW#	Armstrong State.....	377-384
Apr. 13-14	7th	Junior-Senior Collegiate (Alexander City, Ala.).....	788
Apr. 21-23	16th	Schenkel Intercollegiate (Statesboro, Ga.).....	n/a
Apr. 24	aL#	Auburn.....	373-360
Apr. 24	nW#	South Alabama (Auburn, Ala.).....	373-386
Apr. 28	nL#	South Carolina (Tryon, N.C.).....	479-459
Apr. 28	nW#	Wofford (Tryon, N.C.).....	479-487
May 1	aL	Georgia State (Peachtree City, Ga.).....	405-385
May 6	hL	Tennessee.....	387-383

1972-73

na	21st/24	Seminole Classic (Tallahassee, Fla.).....	1161
Mar. 21-24	11th/45	Miami Invitational (Miami, Fla.).....	1259
Apr. 5-7	12th/22	Furman Invitational (Greenville, S.C.).....	780
Apr. 12-14	1st/8	Junior-Senior Collegiate (Alexander City, Ala.).....	775
Apr. 18	hW#	Sewanee.....	401-433
Apr. 18	hL#	Georgia State.....	401-389
Apr. 18	hW#	Tennessee-Chattanooga.....	401-408
na	12th/22	Schenkel Intercollegiate (Statesboro, Ga.).....	910
na	hW	Mercer.....	299-308
May 1	hL#	Auburn.....	388-385
May 1	hW#	Georgia State.....	388-390
May 12-13	4th/10	Sam Nunn Invitational (Perry, Ga.).....	601
May 14	nL	Auburn (Pine Mountain, Ga.).....	366-362

Home matches played at East Lake Golf Club

YEAR-BY-YEAR RESULTS (SINCE 1947)

1973-74

Mar. 1-3	11th/22	FSU Invitational (Tallahassee, Fla.)	904
Mar. 21-23	12th/13	Southeast Invitational (Dothan, Ala.)	409-399-396 – 1204
Mar. 28-30	4th/22	Furman Intercollegiate (Greenville, S.C.)	371-387 – 758
Apr. 2	hW#	West Georgia	395-431
Apr. 2	hW#	Georgia State	395-415
Apr. 2	hL#	Georgia	395-377
Apr. 6	aL#	Georgia	407-384
Apr. 6	nW#	Southern Tech (Athens, Ga.)	407-496
Apr. 16	hL#	Auburn	401-381
Apr. 16	hL#	St. Bernard	401-386
Apr. 16	hW#	Mercer	401-419
Apr. 12-13	9th/10	Junior-Senior Collegiate (Alexander City, Ala.)	395-405 – 800
Apr. 20	aL	Auburn	398-368
Apr. 26-28	20th/20	Chris Schenkel Intercollegiate (Statesboro, Ga.)	1188
May 4	4th/7	Warner Robins Invitational (Perry, Ga.)	308

Home matches played at East Lake Golf Club

1974-75

Oct. 11-14	8th/12	Dixie Intercollegiate (Pine Mountain, Ga.)	309-324-317 – 957
Mar. 1-2	17th/22	Seminole Invitational (Tallahassee, Fla.)	309-308-314 – 931
Mar. 25-28	16th/18	Southeastern Intercollegiate (Dothan, Ala.)	313-321-309 – 943
Apr. 3-5	12th/25	Furman Intercollegiate (Greenville, S.C.)	309-314-306 – 929
Apr. 11-12	9th/10	Southern Junior-Senior Collegiate (Alexander City, Ala.)	380-388 – 768
Apr. 25-27	19th/21	Chris Schenkel Intercollegiate (Statesboro, Ga.)	373-372-380 – 1125
May 8-10	18th/20	Southern Intercollegiate (Athens, Ga.)	312-298 – 610
May 16-18	11th/13	Southern Independent Collegiate (Pine Mountain, Ga.)	308-313 – 621

1975-76

Feb. 27-29	17th/26	Seminole Invitational (Tallahassee, Fla.)	310-307-307 – 924
Mar. 25-27	23rd/34	Furman Invitational (Greenville, S.C.)	311-308-308 – 927
Apr. 2	hW	Georgia State	320-238
Apr. 9-11	8th/10	Junior-Senior Invitational (Dadeville, Ala.)	375-378-392 – 1222
Apr. 15	hW	Georgia State	332-338
Apr. 23-25	16th/18	Chris Schenkel Intercollegiate (Statesboro, Ga.)	1135
May 8-9	4th/4	Governors Cup (Perry, Ga.)	303
May 14-16	7th/11	Major Independent (Pine Mountain, Ga.)	802
May 27-29	12th/25	Southern Intercollegiate (Athens, Ga.)	901

Home matches played at East Lake Golf Club

1976-77

fall	19th/21	Dixie Classic (Columbus, Ga.)	n/a
Mar. 4-6	20th/23	FSU Invitational (Tallahassee, Fla.)	n/a
Mar. 24-26	21st/27	Furman Invitational (Greenville, S.C.)	307-316-301 – 924
Apr. 8-10	10th/12	Junior-Senior Invitational (Dadeville, Ala.)	374-386-397 – 1157
Apr. 22-24	14th/18	Chris Schenkel Intercollegiate (Statesboro, Ga.)	299-290-298 – 887
May 3	hL	Georgia State (East Lake Golf Club)	386-382
May 7	3rd/4	Governors Cup (Perry, Ga.)	307
May 13-15	3rd/7	Metro 7 Tournament (Memphis, Tenn.)	909
May 25-27	22nd/24	Southern Intercollegiate (Athens, Ga.)	n/a

1977-78

Oct. 7-9	T18th/24	River City Intercollegiate (Memphis, Tenn.)	923
Nov. ??	9th/20	Dixie Intercollegiate (Columbus, Ga.)	899
Feb. 10-12	12th/15	Gator Invitational (Gainesville, Fla.)	897
Feb. 24-26	14th/24	Seminole Invitational (Tallahassee, Fla.)	313-310-318 – 941
Mar. 23-25	17th/24	Furman Invitational (Greenville, S.C.)	309-312 – 621
Apr. 7-9	11th/15	Junior-Senior Invitational (Dadeville, Ala.)	301-295-296 – 892
Apr. 21-23	20th/21	Chris Schenkel Invitational (Statesboro, Ga.)	314-305-304 – 923
Apr. 27-29	22nd/24	Southern Intercollegiate (Athens, Ga.)	320-309 – 629
May 12-14	5th/7	Metro 7 Tournament (Tallahassee, Fla.)	302-301-311 – 914

Larry Mize competed in the NCAA Championship in Eugene, Ore. (77-79-81 – MC).

1978-79

Oct. 2-4	7th/8	Grandfather Mountain Intercollegiate (Linville, N.C.)	320-319 – 639
Nov. 16-19	25th/33	Dixie Intercollegiate (Columbus, Ga.)	306-318 – 624
Feb. 16-18	19th/22	Gator Invitational (Gainesville, Fla.)	303-307-304 – 914
Mar. 2-4	20th/22	Seminole Invitational (Tallahassee, Fla.)	303-314-303 – 920
Mar. 22-24	23rd/24	Furman Invitational (Greenville, S.C.)	316-307 – 623
M.30-A.1	7th/13	Junior-Senior Championship (Dadeville, Ala.)	298-294-301 – 893
Apr. 17-19	8th/8	ACC Championship (Greensboro, N.C.)	389-391-390 – 1188
Apr. 27-29	17th/21	Chris Schenkel Invitational (Statesboro, Ga.)	308-308-295 – 911

1979-80

Nov. 16-18	23rd/25	Dixie Intercollegiate (Columbus, Ga.)	299-324 – 623
Feb. 21-24	20th/22	Gator Invitational (Gainesville, Fla.)	310-299-292 – 901
F.28-M.2	17th/22	Seminole Invitational (Tallahassee, Fla.)	301
Mar. 27-30	11th/16	Junior-Senior Championship (Dadeville, Ala.)	293-297 – 590
Apr. 4-6	15th/21	Southeastern Invitational (Montgomery, Ala.)	308-312-319 – 939
Apr. 18-20	8th/8	ACC Championship (Rocky Mount, N.C.)	305-299-306 – 910
Apr. 25-27	21st/22	Chris Schenkel Invitational (Statesboro, Ga.)	313-312-308 – 933

1980-81

Oct. 24-26	13th/18	Augusta College Invitational (Augusta, Ga.)	310-318-324 – 952
Nov. 14-15	24th/28	Dixie Intercollegiate (Columbus, Ga.)	317-303 – 620
Feb. 13-15	20th/23	Gator Invitational (Gainesville, Fla.)	312-318-305 – 935
F.27-M.1	21st/21	Seminole Invitational (Tallahassee, Fla.)	305-311-303 – 919
Mar. 27-29	10th/15	Junior-Senior Championship (Dadeville, Ala.)	301-299-308 – 908
Apr. 3-5	20th/24	Southeastern Invitational (Montgomery, Ala.)	307-304-310 – 921
Apr. 17-19	8th/8	ACC Championship (Rocky Mount, N.C.)	318-323-311 – 952
Apr. 24-26	22nd/22	Chris Schenkel Invitational (Statesboro, Ga.)	317-319-310 – 946

1981-82

Oct. 2-4	17th/18	Augusta College Invitational (Augusta, Ga.)	324-313-321 – 958
Nov. 20-22	13th/18	Dixie Intercollegiate (Columbus, Ga.)	324-304-315 – 943
Feb. 5-7	17th/18	Gator Invitational (Gainesville, Fla.)	310-306-315 – 931
Feb. 26-28	22nd/23	Seminole Invitational (Tallahassee, Fla.)	316-301-312 – 929
Mar. 26-28	14th/16	Junior-Senior Championship (Dadeville, Ala.)	310-318-325 – 953
Apr. 2-4	25th/26	Southeastern Invitational (Montgomery, Ala.)	321-336-318 – 975
Apr. 16-18	8th/8	ACC Championship (Rocky Mount, N.C.)	311-313-319 – 943
Apr. 23-25	18th/18	Chris Schenkel Invitational (Statesboro, Ga.)	316-297-315 – 928

1982-83

S.30-O.3	18th/18	Augusta College Invitational (Augusta, Ga.)	315-304-307 – 929
spring	16th/19	Gator Invitational (Gainesville, Fla.)	303-289-306 – 898
spring	17th/21	Seminole Invitational (Tallahassee, Fla.)	310-311-312 – 933
spring	1st/24	Central Florida Intercollegiate (Orlando, Fla.)	306-303-303-298 – 1210
spring	7th/26	Junior-Senior Championship (Dadeville, Ala.)	291-300 – 591
spring	8th/12	Tar Heel Invitational (Chapel Hill, N.C.)	296-292-300 – 888
Apr. 15-17	7th/8	ACC Championship (Rocky Mount, N.C.)	303-292-305 – 900

1983-84

S.30-O.2	16th/18	Forest Hills Invitational (Augusta, Ga.)	n/a
Oct. 13-15	8th/24	John Ryan Memorial (Durham, N.C.)	312-302-292 – 906
fall	2nd/15	Shorter Invitational (Rome, Ga.)	n/a
fall	1st/6	Kennesaw Invitational (Kennesaw, Ga.)	n/a
fall	15th/24	Dixie Intercollegiate (Columbus, Ga.)	n/a
Jan. 28-30	3rd/24	Hall of Fame Invitational (Tampa, Fla.)	304-301-298 – 903
Feb. 17-19	5th/21	Gator Invitational (Gainesville, Fla.)	279-290-284 – 853
Mar. 2-4	T8th/21	Florida Southern/ImperialLakes Classic (Lakeland, Fla.)	290-287-290 – 867
Mar. 23-25	15th/24	Iron Duke Classic (Durham, N.C.)	306-302-306 – 914
Apr. 5-7	7th/21	Furman Intercollegiate (Durham, N.C.)	303-305-301 – 909
Apr. 13-15	6th/12	Tar Heel Invitational (Chapel Hill, N.C.)	290-301-296 – 887
Apr. 20-22	5th/8	ACC Championship (Pinehurst, N.C.)	292-307-317 – 916
Apr. 27-29	17th/18	Chris Schenkel Invitational (Statesboro, Ga.)	294-305-293 – 892
May 17-19	12th/21	Southern Intercollegiate (Athens, Ga.)	298-288-294 – 880

1984-85

Sept. 28-30	6th/18	Forest Hills Invitational (Augusta, Ga.)	303-300-308 – 911
Oct. 5-7	4th/24	MacGregor Invitational (Pickens, S.C.)	296-293-301 – 890
Oct. 16-17	3rd/14	Shorter Invitational (Rome, Ga.)	286-299 – 585
Oct. 18-20	5th/24	John Ryan Memorial (Durham, N.C.)	286-285-297 – 868
Nov. 2-4	2nd/28	Dixie Intercollegiate (Columbus, Ga.)	291-293-290 – 874
Dec. 17-19	1st/16	Gator Bowl Invitational (Jacksonville, Fla.)	291-294-319 – 904
Jan. 26-28	3rd/24	Hall of Fame Invitational (Tampa, Fla.)	315-291-293 – 899
Feb. 15-17	2nd/24	Hilton Head Invitational (Hilton Head, S.C.)	302-295-293 – 890
Mar. 1-3	14th/21	Florida Southern/ImperialLakes Classic (Lakeland, Fla.)	297-284-295 – 876
Mar. 29-31	1st/24	Iron Duke Classic (Durham, N.C.)	296-287-288 – 871
Apr. 4-6	5th/24	Furman Intercollegiate (Greenville, S.C.)	293-305-295 – 893
Apr. 19-21	1st/8	ACC Championship (Greensboro, N.C.)	281-280-282 – 843
Apr. 26-28	9th/18	Chris Schenkel Intercollegiate (Statesboro, Ga.)	289-279-290 – 858
May 2-4	1st/20	Southern Intercollegiate (Athens, Ga.)	282-278-279 – 839
May 22-25	12th/30	NCAA Championship (Haines City, Fla.)	300-300-300-301 – 1201

**B-team competed*

1985-86

Sept. 5-7	7th/18	Honda Collegiate Fall Classic (Coral Springs, Fla.)	291-301-298 – 890
Sept. 27-29	5th/16	Grandfather Mountain Invitational (Linville, N.C.)	401-383-384 – 1168
Oct. 11-12	4th/26	John Ryan Memorial (Durham, N.C.)	289-289 – 578
Feb. 7-9	2nd/18	Miami National Collegiate (Miami, Fla.)	305-293-300 – 898
Feb. 15-16	1st/18	Hilton Head Intercollegiate (Hilton Head, S.C.)	295-297 – 592
F.28-M.1	4th/21	Florida Southern/ImperialLakes Classic (Lakeland, Fla.)	283-300-295 – 878
Mar. 28-30	1st/23	Iron Duke Classic (Durham, N.C.)	283-278-293 – 854
Apr. 3-5	3rd/23	Furman Intercollegiate (Greenville, S.C.)	288-282-288 – 858
Apr. 18-20	2nd/8	ACC Championship (Greensboro, N.C.)	289-287-291 – 867
Apr. 25-27	4th/18	Chris Schenkel Intercollegiate (Statesboro, Ga.)	289-278-282 – 849
May 28-31	13th/31	NCAA Championship (Advance, N.C.)	296-294-298-292 – 1180

1986-87

fall	3rd/12	U.S.-Japan Friendship (Fukushima Prefecture, Japan)	287-298-288 – 873
fall	1st/23	John Ryan Memorial (Durham, N.C.)	287-298 – 587
fall	1st/18	Dixie Intercollegiate (Columbus, Ga.)	294-282-292 – 868
fall	12th/14	Golf World/Palmto Dunes Collegiate (Hilton Head, S.C.)	298-302-294 – 894
Feb. 6-8	9th/18	Miami/Doral Park National (Miami, Fla.)	293-312-310 – 915
Mar. 6-8	3rd/21	Florida Southern/ImperialLakes Classic (Lakeland, Fla.)	298-290 – 588
Mar. 27-29	1st/23	Iron Duke Classic (Durham, N.C.)	289-284-294 – 867
Apr. 2-4	1st/21	Furman Intercollegiate (Greenville, S.C.)	289-300 – 589
Apr. 17-19	2nd/8	ACC Championship (Greensboro, N.C.)	286-292-290 – 868
Apr. 24-26	4th/18	Chris Schenkel Intercollegiate (Statesboro, Ga.)	286-284-293 – 863
May 29-30	8th/12	Oak Tree Intercollegiate (Edmund, Okla.)	285-280-297 – 862
June 10-13	22nd/33	NCAA Championship (Columbus, Ohio)	302-310-298-304 – 1214

RECORDS

YEAR-BY-YEAR RESULTS (SINCE 1947)

1987-88

Sept. 21-22	4th/18	Guliford Invitational (Greensboro, N.C.)	301-293-594
Oct. 5-7	8th/24	Southwestern Intercollegiate (Westlake, Calif.)	295-305-289-889
Nov. 7-8	5th/9	Southern Intercollegiate Fall Classic (Athens, Ga.)	293-296-299-888
na	14th/17	Golf World/Palmetto Dunes Collegiate (Hilton Head, S.C.)	288-308-298-894
Jan. 25-26	2nd/16	Bill Bell Memorial (Tucson, Ariz.)	299-289-283-871
Feb. 5-7	3rd/18	Miami/Doral Park National (Miami, Fla.)	282-301-311-894
Mar. 4-6	1st/21	Florida Southern/Imperial Lakes Classic (Lakeland, Fla.)	284-278-283-845
Mar. 25-27	2nd/23	Iron Duke Classic (Durham, N.C.)	288-297-304-889
M.31-A.2	4th/23	Furman Intercollegiate (Greenville, S.C.)	298-290-290-878
Apr. 15-17	5th/8	ACC Championship (Greensboro, N.C.)	297-302-303-902
Apr. 22-24	6th/18	Chris Schenkel Invitational (Statesboro, Ga.)	293-286-288-867
May 25-28	7th/32	NCAA Championship (Westlake, Calif.)	301-289-296-298-1184

1988-89

Oct. 2-4	2nd/12	Tennessee Tournament of Champions (Knoxville, Tenn.)	286-297-299-882
Oct. 10-11	10th/12	Taylor Made Red River Classic (Dallas, Texas)	293-299-289-881
Nov. 5-6	1st/10	Southern Intercollegiate Fall Classic (Athens, Ga.)	295-295-287-877
Nov. 17-19	12th/18	Golf World/Palmetto Dunes Collegiate (Hilton Head, S.C.)	291-300-291-882
Feb. 1-3	5th/21	PING Arizona Intercollegiate (Tucson, Ariz.)	301-304-298-903
Feb. 17-19	10th/18	Taylor Made/Doral Park National (Miami, Fla.)	309-293-287-889
Mar. 1-3	8th/24	Florida Southern/Imperial Lakes Classic (Lakeland, Fla.)	293-279-290-862
Mar. 24-26	5th/12	Worford College Invitational (Spartanburg, S.C.)	306-284-299-889
M.31-A.2	5th/22	Furman Intercollegiate (Greenville, S.C.)	301-295-285-881
Apr. 14-16	2nd/8	ACC Championship (Rocky Mount, N.C.)	285-295-294-974
Apr. 21-23	8th/18	Chris Schenkel Invitational (Statesboro, Ga.)	293-291-287-871
May 25-27	2nd/19	NCAA East Regional (North Myrtle Beach, S.C.)	297-291-288-878
June 7-10	MC/30	NCAA Championship (Edmond, Okla.)	295-298-593

1989-90

fall	4th/13	U.S.-Japan Friendship (Fukushima Prefecture, Japan)	301-305-291-897
Oct. 20-22	2nd/15	Carpet Capital Collegiate (Rocky Face, Ga.)	382-370-377-1129
Nov. 11-12	1st/18	Southern Intercollegiate Fall Classic (Athens, Ga.)	283-282-282-847
fall	15th/18	Golf World/Palmetto Dunes Collegiate (Hilton Head, S.C.)	304-309-293-906
Feb. 5-6	5th/18	PING Arizona Intercollegiate (Tucson, Ariz.)	291-294-286-871
Feb. 23-24	3rd/18	Taylor Made/Doral Park National (Miami, Fla.)	297-309-292-898
Mar. 2-4	2nd/24	Florida Southern/Imperial Lakes Classic (Lakeland, Fla.)	279-287-294-860
M.30-A.1	1st/22	Furman Intercollegiate (Greenville, S.C.)	295-292-278-865
Apr. 6-7	4th/12	The American at MacGregor Downs (Cary, N.C.)	283-297-303-883
Apr. 20-22	5th/8	ACC Championship (Rocky Mount, N.C.)	297-289-298-884
May 11-13	2nd/17	Cavalier Classic (Charlottesville, Va.)	287-290-301-878
May 24-26	2nd/23	NCAA East Regional (Savannah, Ga.)	284-280-287-851
June 9-9	11th/30	NCAA Championship (Tarpon Springs, Fla.)	292-288-304-289-1173

1990-91

Sept. 21-23	2nd/18	Carpet Capital Collegiate (Rocky Face, Ga.)	279-302-297-878
Oct. 1-2	2nd/15	PING/Golfweek Preview Classic (Pebble Beach, Calif.)	296-290-287-873
Oct. 15-16	4th/12	Taylor Made Red River Classic (Dallas, Texas)	288-284-288-860
Nov. 10-11	1st/15	Southern Intercollegiate Fall Classic (Athens, Ga.)	296-302-281-879
Nov. 16-18	5th/18	Golf World/Palmetto Dunes Collegiate (Hilton Head, S.C.)	282-290-292-864
Jan. 28-29	6th/18	PING Arizona Intercollegiate (Tucson, Ariz.)	290-291-313-894
Feb. 22-24	3rd/18	Taylor Made/Doral Park National (Miami, Fla.)	293-297-289-879
Mar. 15-17	14th/16	Golf Digest Collegiate (The Woodlands, Texas)	294-302-300-896
Mar. 29-31	3rd/24	Furman Intercollegiate (Greenville, S.C.)	292-288-580
Apr. 12-13	3rd/12	PING/American Intercollegiate (Chapel Hill, N.C.)	304-287-299-890
Apr. 26-28	1st/17	Sheraton Cavalier Classic (Charlottesville, Va.)	292-290-281-863
May 17-18	1st/8	ACC Championship (Rocky Mount, N.C.)	279-286-565
May 23-25	1st/23	NCAA East Regional (New Haven, Conn.)	287-274-291-852
June 5-8	6th/30	NCAA Championship (Pebble Beach, Calif.)	303-292-302-291-1188

1991-92

Sept. 21-22	1st/18	Carpet Capital Collegiate (Rocky Face, Ga.)	289-276-278-843
Oct. 7-8	3rd/15	PING/Golfweek Preview Classic (Albuquerque, N.M.)	283-289-286-858
Nov. 3-5	7th/12	LSU National Invitational (New Orleans, La.)	308-304-299-911
Nov. 15-17	2nd/18	Golf World/Palmetto Dunes Collegiate (Hilton Head, S.C.)	289-286-295-870
F.28-M.1	3rd/18	Miami National Collegiate (Miami Lakes, Fla.)	294-285-294-873
Mar. 13-15	7th/15	Golf Digest Collegiate (The Woodlands, Texas)	298-299-294-891
Mar. 27-29	7th/22	Furman Intercollegiate (Greenville, S.C.)	300-301-294-895
Apr. 11-12	1st/12	PING-American Airlines Collegiate (Cary, N.C.)	282-289-296-867
Apr. 24-26	1st/18	Cavalier Classic (Charlottesville, Va.)	289-294-285-868
May 15-17	1st/9	ACC Championship (Rocky Mount, N.C.)	289-274-279-842
May 21-23	3rd/22	NCAA East Regional (Hamilton, N.Y.)	301-286-291-878
June 3-6	5th/30	NCAA Championship (Albuquerque, N.M.)	289-294-284-284-1151

1992-93

Oct. 25-27	6th/12	Jerry Pate National Collegiate (Birmingham, Ala.)	309-294-295-898
Nov. 13-15	4th/18	Golf World/Palmetto Dunes Collegiate (Hilton Head, S.C.)	290-292-282-864
Dec. 1-2	4th/15	UNLV Rebel Classic (Las Vegas, Nev.)	286-295-285-866
Feb. 12-14	1st/15	American University Collegiate (Rio Grande, P.R.)	286-294-290-870
Mar. 1-2	1st/16	PING Arizona Collegiate (Tucson, Ariz.)	287-281-289-857
Mar. 12-14	3rd/15	Golf Digest Collegiate (The Woodlands, Texas)	309-292-801
Apr. 3-4	2nd/16	Carpet Capital Collegiate (Rocky Face, Ga.)	288-291-579
Apr. 10-11	5th/12	PING Intercollegiate (Cary, N.C.)	290-296-292-878
Apr. 16-18	1st/9	ACC Championship (Rocky Mount, N.C.)	282-288-283-853
Apr. 23-25	1st/18	Cavalier Classic (Charlottesville, Va.)	294-290-291-875
May 15-16	1st/12	The Maxwell (Ardmore, Okla.)	278-276-288-842
May 19-21	5th/22	NCAA East Regional (Charlottesville, Va.)	285-298-284-867
June 2-5	2nd/30	NCAA Championship (Lexington, Ky.)	288-293-278-287-1146

1993-94

Oct. 2-3	15th/18	PING/Golfweek Preview Invitational (McKinney, Texas)	306-299-295-900
Oct. 11-12	3rd/15	Taylor Made/Red River Classic (Dallas, Texas)	294-281-280-855
Oct. 25-26	11th/12	Jerry Pate National Collegiate (Birmingham, Ala.)	300-304-297-901
Nov. 12-14	8th/18	Golf World/Palmetto Dunes Collegiate (Hilton Head, S.C.)	285-292-292-869
Feb. 13-15	2nd/15	NCAA Puerto Rico Challenge (Rio Grande, P.R.)	303-290-286-879
Mar. 11-13	5th/15	Golf Digest Collegiate (The Woodlands, Texas)	301-297-290-888
Mar. 21-22	8th/11	Morris Williams Intercollegiate (Austin, Texas)	304-292-303-899
Apr. 1-3	1st/16	Carpet Capital Collegiate (Rocky Face, Ga.)	288-291-301-880
Apr. 9-10	4th/12	PING Intercollegiate (Cary, N.C.)	290-285-303-878
Apr. 15-17	1st/9	ACC Championship (Rocky Mount, N.C.)	286-287-291-864
A.29-M.1	1st/15	Cavalier Classic (Charlottesville, Va.)	279-284-296-859
May 14-15	5th/15	The Maxwell (Ardmore, Okla.)	296-291-284-871
May 19-21	3rd/23	NCAA East Regional (Opelika, Ala.)	300-292-284-876
June 1-4	6th/30	NCAA Championship (McKinney, Texas)	296-274-277-298-1145

1994-95

Sept. 23-24	2nd/18	PING/Golfweek Preview Classic (Columbus, Ohio)	290-293-583
Oct. 11-13	4th/12	U.S.-Japan Intercollegiate (Fukushima Prefecture, Japan)	296-293-291-880
Oct. 24-25	3rd/12	Jerry Pate National Collegiate (Birmingham, Ala.)	294-289-291-874
Nov. 11-13	4th/18	Golf World/Palmetto Dunes Collegiate (Hilton Head, S.C.)	283-291-294-868
Feb. 12-14	2nd/15	NCAA Puerto Rico Challenge (Rio Grande, P.R.)	280-294-293-867
Mar. 10-12	8th/18	Golf Digest Collegiate (The Woodlands, Texas)	291-304-298-893
Mar. 20-21	4th/9	Morris Williams Intercollegiate (Austin, Texas)	292-291-294-877
Mar. 29	W	Stanford (Druid Hills GC, Atlanta, Ga.)	3.5-1.5
M.31-A.2	1st/15	Carpet Capital Collegiate (Rocky Face, Ga.)	295-278-303-876
Apr. 8-9	4th/12	PING Intercollegiate (Cary, N.C.)	283-300-291-874
Apr. 14-16	2nd/9	ACC Championship (New London, N.C.)	291-286-285-862
May 13-14	2nd/13	The Maxwell (Ardmore, Okla.)	289-285-289-863
May 18-20	7th/21	NCAA East Regional (Hamilton, N.Y.)	293-295-298-886
M.31-J.3	MC/30	NCAA Championship (Columbus, Ohio)	304-302-606

1995-96

Sept. 23-24	7th/12	Keswick Club Cavalier Classic (Charlottesville, Va.)	292-299-294-885
S.30-O.2	9th/15	Tennessee Tournament of Champions (Knoxville, Tenn.)	300-283-296-879
Oct. 16-17	17th/17	Taylor Made/Red River Classic (Dallas, Texas)	292-306-299-897
Oct. 22-24	8th/12	Jerry Pate National Collegiate (Birmingham, Ala.)	308-298-295-901
Feb. 5-6	13th/15	PING Arizona Collegiate (Tucson, Ariz.)	291-296-318-905
Feb. 16-18	11th/15	Puerto Rico Golf Classic (Rio Grande, P.R.)	309-294-308-911
Mar. 1-3	12th/21	Matlock Collegiate Classic (Mulberry, Fla.)	289-299-588
Mar. 22-24	7th/25	Furman Invitational (Greenville, S.C.)	306-307-298-911
Mar. 29-31	10th/15	Carpet Capital Collegiate (Rocky Face, Ga.)	292-294-313-899
Apr. 5-6	12th/12	PING Intercollegiate (Cary, N.C.)	292-298-304-894
Apr. 19-21	9th/9	ACC Championship (New London, N.C.)	299-293-301-893
Apr. 26-27	3rd/16	Centex Homes Palmetto Classic (Charleston, S.C.)	314-290-609

1996-97

Sept. 12-14	3rd/20	William H. Tucker Invitational (Albuquerque, N.M.)	286-292-281-859
Sept. 21-22	6th/14	Keswick Club Cavalier Classic (Charlottesville, Va.)	292-296-285-873
fall	T5/15	Tennessee Tournament of Champions (Knoxville, Tenn.)	295-284-286-865
Oct. 14-15	11/21/7	Taylor Made Red River Classic (Dallas, Texas)	289-281-290-860
Oct. 20-21	4th/15	Duke Golf Classic (Durham, N.C.)	307-289-297-893
Oct. 28-29	4th/12	C.C. of Louisiana Intercollegiate (Baton Rouge, La.)	285-289-296-870
Feb. 3-4	6th/16	PING Arizona Collegiate (Tucson, Ariz.)	297-290-296-883
Feb. 24-25	T6/14	Puerto Rico Golf Classic (Rio Grande, P.R.)	307-293-285-885
Feb. 28-30	2nd/28	Furman Intercollegiate (Greenville, S.C.)	284-288-291-863
Apr. 4-6	14th/18	Carpet Capital Collegiate (Rocky Face, Ga.)	299-310-301-910
Apr. 18-20	8th/9	ACC Championship (Fayetteville, Ga.)	306-307-294-907
May 8-9	4th/10	Liberty University Golf Classic (Pen Hook, Va.)	301-292-593
<i>Matt Kuchar competed in the NCAA East Regional in Hot Springs, Va. (68-74-74 - TG) and NCAA Championship in Lake Forest, Ill. (77-76 - MC).</i>			

1997-98

Sept. 19-20	1st/23	William H. Tucker Invitational (Albuquerque, N.M.)	281-280-561
Sept. 29-30	7th/15	Tennessee Tournament of Champions (Knoxville, Tenn.)	289-290-300-879
Oct. 19-20	3rd/15	Duke Golf Classic (Durham, N.C.)	303-288-591
Oct. 27-28	2nd/13	C.C. of Louisiana Intercollegiate (Baton Rouge, La.)	289-291-289-869
Nov. 7-9	2nd/17	The Nelson (Stanford, Calif.)	290-286-285-861
Feb. 1-3	T5th/20	PING Arizona Intercollegiate (Tucson, Ariz.)	286-295-285-866
Feb. 13-15	4th/25	Waikoloa Intercollegiate (Waikoloa, Hawaii)	290-285-295-870
Feb. 23-24	2nd/15	Puerto Rico Golf Classic (Rio Grande, P.R.)	290-292-295-877
Mar. 23-24	3rd/12	Cuscowilla Intercollegiate (Eatonton, Ga.)	281-286-287-854
Apr. 3-5	2nd/18	Carpet Capital Collegiate (Rocky Face, Ga.)	287-289-289-865
Apr. 17-19	2nd/9	ACC Championship (New London, N.C.)	283-285-275-843
May 14-16	1st/23	NCAA East Regional (Daufuskie Island, S.C.)	284-275-276-835
May 27-30	3rd/30	NCAA Championship (Albuquerque, N.M.)	281-277-286-278-1122

1998-99

Sept. 12-13	2nd/14	Ridges Intercollegiate (Johnson City, Tenn.)	280-283-286-849
Sept. 28-29	9th/15	PING/Golfweek Preview Invitational (Chaska, Minn.)	313-297-295-905
Oct. 12-13	5th/15	Taylor Made Red River Classic (Dallas, Texas)	278-285-283-846
Oct. 18-19	3rd/15	Duke Golf Classic (Durham, N.C.)	295-286-289-870
Nov. 6-8	5th/18	Golf World/Palmetto Dunes Collegiate (Hilton Head, S.C.)	289-285-295-869
Feb. 11-13	1st/23	Taylor Made/Waikoloa Intercollegiate (Waikoloa, Hawaii)	270-310-303-893
Feb. 21-23	2nd/18	San Juan Shoot-Out (Rio Grande, P.R.)	281-278-275-834
Mar. 12-14	5th/15	Golf Digest Collegiate (Las Vegas, Nev.)	292-288-290-870
Mar. 27-28	9th/15	Schenkel E-Z-Go Invitational (Statesboro, Ga.)	296-293-301-890
Apr. 2-3	2nd/18	Carpet Capital Collegiate (Rocky Face, Ga.)	281-285-294-860
Apr. 16-18	1st/9	ACC Championship (New London, N.C.)	287-291-285-863
May 20-22	1st/23	NCAA East Regional (Providence, R.I.)	283-280-282-845
June 2-5	MC/30	NCAA Championship (Chaska, Minn.)	314-312-626



YEAR-BY-YEAR RESULTS (SINCE 1947)

1999-2000

Sept. 19-21	4th/18	PING/Golfweek Preview Invitational (Opelika, Ala.)	290-291-283-864
Oct. 1-3	1st/15	Carpet Capital Collegiate (Rocky Face, Ga.)	279-288-283-850
Oct. 17-18	4th/15	Iron Duke Golf Classic (Durham, N.C.)	298-299-897
Nov. 5-7	2nd/18	Golf World/Palmetto Dunes Collegiate (Hilton Head, S.C.)	281-273-287-841
Feb. 17-19	1st/24	Taylor Made/Waikoloa Intercollegiate (Waikoloa, Hawaii)	281-279-295-855
Feb. 27-29	1st/15	San Juan Shoot-Out (Rio Grande, P.R.)	284-282-287-853
Mar. 10-12	14th/14	Las Vegas Intercollegiate (Las Vegas, Nev.)	274-288-287-849
Apr. 7-9	1st/12	Compaq U.S. Collegiate Championship (Los Cabos, Mex.)	288-275-275-835
Apr. 21-23	2nd/9	ACC Championship (New London, N.C.)	287-288-286-861
May 18-20	3rd/27	NCAA East Regional (Moosic, Pa.)	297-296-291-884
M.31-J.3	2nd/30	NCAA Championship (Opelika, Ala.)	280-282-278-276-1116

Ended year No. 1 in Golfweek rankings; No. 1 MasterCard CGF

2000-01

Sept. 25-26	11th/16	PING/Golfweek Preview Invitational (Durham, N.C.)	300-298-598
Oct. 6-8	1st/15	Carpet Capital Collegiate (Rocky Face, Ga.)	286-280-304-870
Oct. 16-17	3rd/12	Jerry Pate National Intercollegiate (Birmingham, Ala.)	282-271-282-835
Nov. 3-5	2nd/18	Golf World/Palmetto Dunes Collegiate (Hilton Head, S.C.)	278-272-279-829
Nov. 10-12	2nd/8	CGF National Intercollegiate Match Play (Estero, Fla.) (d. Texas, 2.5-2.5; d. Georgia, 3-2; I. Arizona, 3-2)	2-1, lost in finals
Feb. 15-17	18th/24	Taylor Made/Waikoloa Intercollegiate (Waikoloa, Hawaii)	321-320-282-923
Feb. 25-27	1st/15	Puerto Rico Classic (Rio Grande, P.R.)	296-283-282-861
Mar. 9-11	1st/15	Las Vegas Intercollegiate (Las Vegas, Nev.)	292-279-273-844
Mar. 26	1st/15	Morris Williams Intercollegiate (Austin, Texas)	281-291-572
Apr. 6-8	2nd/12	Ford U.S. Collegiate Championship (Puerto Vallarta, Mex.)	289-282-301-872
Apr. 20-22	1st/9	ACC Championship (Lake Buena Vista, Fla.)	280-285-280-845
May 17-19	7th/27	NCAA East Regional (Williamsburg, Va.)	285-279-282-846
M.30-J.2	4th/30	NCAA Championship (Durham, N.C.)	289-292-282-285-1148

*won tiebreaker; Ended year No. 2 in Golfweek rankings; No. 2 in MasterCard CGF; No. 2 in Golfstat

2001-02

Sept. 28-30	10th/15	PING/Golfweek Preview Invitational (Columbus, Ohio)	294-296-300-890
Oct. 5-7	1st/15	Carpet Capital Collegiate (Rocky Face, Ga.)	280-282-296-858
Oct. 15-16	5th/12	Jerry Pate National Intercollegiate (Birmingham, Ala.)	289-280-299-868
Nov. 9-11	1st/15	Long Cove Invitational (Hilton Head, S.C.)	297-278-280-855
Feb. 13-15	1st/24	Taylor Made/Waikoloa Intercollegiate (Waikoloa, Hawaii)	281-285-294-860
Feb. 24-26	1st/15	Puerto Rico Classic (Rio Grande, P.R.)	275-275-279-829
Mar. 8-10	1st/16	Las Vegas Collegiate (Las Vegas, Nev.)	287-276-281-844
Apr. 5-7	5th/10	PING/U.S. Collegiate Championship (Tucson, Ariz.)	282-300-289-871
Apr. 19-21	1st/9	ACC Championship (New London, N.C.)	271-284-282-837
May 16-18	11st/27	NCAA East Regional (Roswell, Ga.)	291-287-298-876
M.29-J.1	2nd/30	NCAA Championship (Columbus, Ohio)	277-286-290-285-1138

Ended year No. 1 in Golfweek rankings; No. 1 in Golfstat; set school record with seven victories

2002-03

Sept. 27-29	15th/18	Carpet Capital Collegiate (Rocky Face, Ga.)	304-284-296-884
Oct. 7-8	11th/15	PING/Golfweek Preview Invitational (Stillwater, Okla.)	307-307-302-916
Oct. 13-14	16th/12	Jerry Pate National Intercollegiate (Birmingham, Ala.)	286-279-565
Oct. 25-27	3rd/18	The Nelson (Stanford, Calif.)	283-282-287-852
Feb. 12-14	6th/26	Taylor Made/Waikoloa Intercollegiate (Waikoloa, Hawaii)	288-280-286-854
Feb. 23-25	7th/18	Puerto Rico Classic (Rio Grande, P.R.)	301-289-292-882
Mar. 7-9	11th/15	Toyota Collegiate Championship (Las Vegas, Nev.)	289-288-296-873
Mar. 17-18	8th/18	Morris Williams Intercollegiate (Austin, Texas)	297-290-286-873
Apr. 5-8	6th/18	Augusta State Invitational (Augusta, Ga.)	290-272-290-842
Apr. 18-20	4th/9	ACC Championship (New London, N.C.)	305-287-289-881
May 15-17	2nd/27	NCAA East Regional (Auburn, Ala.)	281-286-281-848
May 27-30	11th/30	NCAA Championship (Stillwater, Okla.)	310-306-302-300-1218

Ended year No. 12 in Golfweek rankings; No. 13 in Golfstat

2003-04

Sept. 13-14	9th/18	Bank of Tennessee at the Ridges (Jonesborough, Tenn.)	293-288-302-883
Sept. 22-23	2nd/15	PING/Golfweek Preview Invitational (Hot Springs, Va.)	297-276-573
Oct. 3-5	5th/18	Carpet Capital Collegiate (Rocky Face, Ga.)	296-284-284-864
Oct. 13-14	8th/12	Jerry Pate National Intercollegiate (Birmingham, Ala.)	284-282-280-846
Oct. 20-21	1st/15	Gary Koch/Cleveland Golf Intercollegiate (Tampa, Fla.)	272-283-287-824
Nov. 7-9	3rd/16	Hooters Collegiate Match Play (Myrtle Beach, S.C.) (d. Southern California, 3-2; d. Georgia 3-2; lost to Florida, 3-1-1; d. Oklahoma State, 2-2-1)	3-1, lost in semis
Feb. 11-13	1st/21	Taylor Made/Waikoloa Intercollegiate (Waikoloa, Hawaii)	272-291-287-841
Feb. 22-24	18th/18	Puerto Rico Classic (Rio Grande, P.R.)	296-299-285-880
Mar. 12-14	16th/15	Southern Highlands Collegiate (Las Vegas, Nev.)	291-286-294-871
Mar. 22-23	3rd/15	Western Intercollegiate (Santa Cruz, Calif.)	284-278-283-855
Mar. 28-30	7th/12	Atlanta Intercollegiate (Stockbridge, Ga.)	293-278-291-862
Apr. 16-18	3rd/9	ACC Championship (New London, N.C.)	290-284-274-848
May 20-22	13rd/27	NCAA East Regional (New Haven, Conn.)	291-288-285-864
June 1-4	15th/30	NCAA Championship (Hot Springs, Va.)	289-285-287-290-1151

*won playoff; Ended year No. 6 in Golfweek rankings; No. 5 in Golfstat

2004-05

Sept. 26-27	2nd/15	PING/Golfweek Preview Invitational (Owings Mills, Md.)	284-285-285-852
Oct. 11-12	2nd/12	Jerry Pate National Intercollegiate (Birmingham, Ala.)	273-279-277-829
Oct. 25-26	3rd/16	Islsworth Collegiate Invitational (Windermere, Fla.)	296-283-295-874
Nov. 5-7	3rd/18	Carpet Capital Collegiate (Rocky Face, Ga.)	299-296-288-883
Nov. 14-16	2nd/16	Hooters Collegiate Match Play (Howey-in-the-Hills, Fla.) (d. Penn State, 3-2; d. Arizona, 4-1; d. Texas, 3-0-2; lost to Oklahoma St., 4-0-1)	3-1, lost in finals
Feb. 9-11	2nd/20	Taylor Made/Waikoloa Intercollegiate (Waikoloa, Hawaii)	274-272-262-808
F.27-M.1	1st/18	Puerto Rico Classic (Rio Grande, P.R.)	280-278-287-845
Mar. 11-13	6th/15	Southern Highlands Collegiate (Las Vegas, Nev.)	297-283-297-877
Mar. 21-22	4th/16	Oregon Duck Invitational (Eugene, Ore.)	291-281-295-867
Mar. 27-29	6th/15	Hootie at Bulls Bay Intercollegiate (Awendaw, S.C.)	290-297-293-880
Apr. 15-17	2nd/10	ACC Championship (New London, N.C.)	293-290-286-869
May 19-21	16th/27	NCAA East Regional (Kingston Springs, Tenn.)	285-283-279-847
June 1-4	2nd/30	NCAA Championship (Owings Mills, Md.)	288-281-295-282-1146

Ended year No. 3 in Golfweek rankings; No. 3 in Golfstat

2005-06

Sept. 26-28	2nd/15	PING/Golfweek Preview (Sunriver, Ore.)	294-284-282-860
Oct. 10-11	1st/12	Jerry Pate National Intercollegiate (Birmingham, Ala.)	274-278-276-828
Oct. 23-25	3rd/18	Islsworth-UCF Invitational (Windermere, Fla.)	290-294-310-884
Nov. 4-6	4th/11	Carpet Capital Collegiate (Rocky Face, Ga.)	305-275-287-867
Nov. 14-16	2nd/16	Hooters Collegiate Match Play (Howey-in-the-Hills, Fla.) (d. Missouri, 5-0; d. Arizona State, 3-1-1; d. Stanford, 3-1-1; lost to Georgia, 3-2)	3-2, lost in finals
Feb. 8-10	1st/21	UH-Hilo Intercollegiate (Waikoloa, Hawaii)	268-279-278-825
Feb. 26-28	15th/18	Puerto Rico Coassic (Rio Grande, P.R.)	288-298-300-886
Mar. 10-12	9th/15	Southern Highlands Collegiate (Las Vegas, Nev.)	297-296-318-911
Mar. 24	W	Univ. of the Pacific (Santa Cruz, Calif.)	7-1
Apr. 3-4	11th/15	Morris Williams Collegiate (Austin, Tex.)	286-300-299-885
Apr. 10-11	14th/13	United States Collegiate Championship (Alpharetta, Ga.)	290-298-288-876
Apr. 21-23	11st/11	ACC Championship (New London, N.C.)	276-267-290-833
May 18-20	13rd/27	NCAA East Regional (Chardon, Ohio)	295-288-284-867
M.31-J.3	MC/30	NCAA Championship (Sunriver, Ore.)	301-294-296-891

Ended year No. 4 in Golfweek rankings; No. 5 in Golfstat

2006-07

Sept. 15-17	T3rd/18	Carpet Capital Collegiate (Rocky Face, Ga.)	289-287-278-854
Sept. 24-25	6th/12	Olympia Fields/Fighting Illini Invit. (Olympia Fields, Ill.)	293-296-288-877
Oct. 2-4	19th/15	PING/Golfweek Preview (Williamsburg, Va.)	288-297-278-863
Oct. 22-24	12th/18	Islsworth-UCF Invitational (Windermere, Fla.)	298-297-308-903
Feb. 7-9	4th/18	UH-Hilo Intercollegiate (Waikoloa, Hawaii)	272-265-281-818
Feb. 25-27	8th/18	Puerto Rico Coassic (Rio Grande, P.R.)	287-287-291-865
Mar. 9-11	T8th/15	Southern Highlands Collegiate (Las Vegas, Nev.)	286-307-303-896
Mar. 24	W	Georgia State (Williamsburg, Va.)	279-286
Apr. 9-11	T4th/15	United States Collegiate Championship (Alpharetta, Ga.)	292-306-298-896
Apr. 20-22	T1st/11	ACC Championship (New London, N.C.)	287-283-284-854
May 17-19	T2nd/27	NCAA East Regional (Alpharetta, Ga.)	284-294-289-867
M.30-J.2	8th/30	NCAA Championship (Williamsburg, Va.)	288-275-280-288-1131

Ended year No. 9 in Golfweek rankings; No. 9 in Golfstat

2007-08

Sept. 14-16	3rd/18	Carpet Capital Collegiate, Rocky Face, Ga.	296-290-284-870
Oct. 7-9	3rd/13	Brickyard Collegiate, Macon, Ga.	283-278-280-841
Oct. 21-23	6th/18	Islsworth-UCF Collegiate Inv., Windermere, Fla.	293-288-288-869
Oct. 28-30	2nd/16	Callaway Golf Collegiate Match Play, Greensboro, Ga. (d. Texas, 4-1; d. Georgia, 3-2; d. South Carolina, 3-2; lost to UCLA, 4-1)	3-1, lost in finals
Feb. 6-8	4th/18	UH-Hilo Invitational, Waikoloa, Hawaii	275-272-27-824
F.29-M.2	7th/15	Puerto Rico Classic, Rio Grande, Puerto Rico	296-288-287-871
Mar. 7-9	T10th/15	Southern Highlands Collegiate, Las Vegas, Nev.	297-295-305-897
Mar. 24-26	4th/15	United States Collegiate Championship, Alpharetta, Ga.	296-290-289-875
Apr. 4-6	T6th/18	Augusta State Invitational, Augusta, Ga.	288-289-577
Apr. 18-20	4th/11	ACC Championship, New London, N.C.	287-285-275-847
May 15-17	15th/27	NCAA Central Regional, Columbus, Ohio	307-299-302-908

Ended year No. 9 in Golfweek rankings; No. 8 in Golfstat

2008-09

Sept. 12-14	11th/18	Carpet Capital Collegiate, Rocky Face, Ga.	299-295-286-880
Sept. 26-28	T7th/15	PING/Golfweek Preview Invitational, Toledo, Ohio	296-283-295-874
Oct. 11-13	2nd/15	Brickyard Collegiate, Macon, Ga.	282-295-287-864
Oct. 26-28	T6th/18	Islsworth-UCF Collegiate Inv., Windermere, Fla.	299-288-308-895
Feb. 4-6	9th/17	UH-Hilo Intercollegiate, Kohala Coast, Hawaii	301-295-283-879
F.27-M.1	5th/15	Puerto Rico Classic, Rio Grande, Puerto Rico	280-292-283-855
Mar. 13-15	T6th/15	Southern Highlands Collegiate, Las Vegas, Nev.	289-295-300-884
Apr. 5-7	3rd/15	United States Collegiate Championship, Alpharetta, Ga.	291-302-288-881
Apr. 17-19	1st/11	ACC Championship, New London, N.C.	281-284-281-846
May 14-16	T3rd/13	NCAA Central Regional, Bowling Green, Ky.	292-293-295-880
May 27-30	T10th/30	NCAA Championship, Toledo, Ohio	301-285-288-874

Ended year No. 7 in Golfweek rankings; No. 10 in Golfstat

RECORDS

YEAR-BY-YEAR RESULTS (SINCE 1947)

2009-10

Sept. 11-13	3rd/12	Carpet Capital Collegiate, Rocky Face, Ga.	295-290-282 — 867
Sept. 25-27	4th/17	Mason Rudolph Intercollegiate, Franklin, Tenn.	*275-284 — 559
Oct. 10-12	12th/15	Brickyard Collegiate, Macon, Ga.	*298-285 — 593
Oct. 25-26	1st/15	UNCG Bridgestone Collegiate, Greensboro, N.C.	283-281-279 — 843
Feb. 3-5	6th/22	Mauna Lani Invitational, Kohala Coast, Hawaii	304-291-282 — 877
Feb. 21-23	5th/15	Puerto Rico Classic, Rio Grande, Puerto Rico	285-282-299 — 855
Mar. 12-14	19th/15	Southern Highlands Collegiate Masters, Las Vegas, Nev.	300-322-306 — 928
Mar. 26-28	T4th/16	Linger Longer Invitational, Greensboro, Ga.	300-298-281 — 879
Apr. 9-10	6th/17	Wolfpack Intercollegiate, Raleigh, N.C.	294-296-297 — 887
Apr. 23-25	1st/11	ACC Championship, New London, N.C.	279-276-286 — 841
May 20-22	3rd/13	NCAA Southeast Regional, Milton, Ga.	287-286-272 — 845
June 1-3	3rd/30	NCAA Championship, Ooltewah, Tenn.	#290-282-286 — 858

(lost to Augusta State, 3-2)

*Event shortened to 36 holes by weather; Ended year No. 14 in Golfweek rankings, No. 5 in Golfstat

2010-11

Sept. 11-13	T3rd/12	Carpet Capital Collegiate, Rocky Face, Ga.	287-294-291 — 862 (-2)
Sept. 26-28	7th/15	PING/Golfweek Preview, Stillwater, Okla.	298-287-307 — 892 (+28)
Oct. 8-10	4th/15	Brickyard Collegiate, Macon, Ga.	291-289-287 — 867 (+3)
Oct. 24-26	1st/15	United States Collegiate Championship, Alpharetta, Ga.	271-285-280 — 836 (-28)
Feb. 2-4	4th/20	Amer Ari Invitational, Waikoloa, Hawaii	278-282-284 — 844 (-20)
Feb. 20-22	2nd/15	Puerto Rico Classic, Rio Grande, Puerto Rico	278-284-279 — 841 (-23)
Mar. 11-13	9th/15	Southern Highlands Collegiate Masters, Las Vegas, Nev.	294-294-306 — 894 (+30)
Mar. 28-29	na	Grub Mart Collegiate, Glencoe, Ala. (individuals only, Seth Reeves, co-medalist)	
Apr. 16-17	1st/5	Yellow Jacket Classic, Alpharetta, Ga.	284-283 — 567 (-9)
Apr. 22-24	1st/11	ACC Championship, New London, N.C.	281-278-272 — 831 (-33)
May 19-21	2nd/13	NCAA East Regional, Blacksburg, Va.	289-293-287 — 869 (+5)
M.31-J.2	2nd/30	NCAA Championship, Stillwater, Okla.	283-290-302 — 875 (+11)

(lost to Augusta State, 3-2)

Ended year No. 2 in Golfweek rankings, No. 3 in Golfstat

2011-12

Sept. 9-11	3rd/12	Carpet Capital Collegiate, Rocky Face, Ga.	286-297-274 — 857 (-7)
Sept. 25-27	6th/15	Golfweek Conference Challenge, Burlington, Iowa	294-301-294 — 889 (+25)
Oct. 7-9	1st/15	Brickyard Collegiate, Macon, Ga.	280-285-283 — 848 (-16)
Oct. 23-25	4th/14	United States Collegiate Championship, Alpharetta, Ga.	284-282-298 — 864 (E)
Feb. 1-3	4th/20	Amer Ari Invitational, Waikoloa, Hawaii	278-289-278 — 845 (-19)
Feb. 19-21	4th/15	Puerto Rico Classic, Rio Grande, Puerto Rico	290-289-282 — 861 (-3)
Mar. 9-11	2nd/18	Seminole Intercollegiate, Tallahassee, Fla.	278-274-278 — 830 (-22)
Mar. 18	Won	UCLA (dual match), Los Angeles, Calif.	4-0
Mar. 22-23	4th/16	Barona Collegiate Cup, Lakeside, Calif. (low 5 of 6 scores)	352-366-348 — 1066 (-14)
Apr. 7-8	2nd/15	Gary Koch Invitational, Tampa, Fla.	289-284-290 — 863 (-1)
Apr. 20-22	1st/11	ACC Championship, New London, N.C.	270-274-293 — 837 (-27)
May 17-19	6th/14	NCAA Southwest Regional, Norman, Okla.	290-286-307 — 883 (+19)

Ended year No. 8 in Golfweek rankings, No. 11 in Golfstat

2012-13

Sept. 7-9	11th/15	Carpet Capital Collegiate, Rocky Face, Ga.	301-291-294 — 886 (+22)
Sept. 23-25	T1st/15	PING/Golfweek Preview Invitational, Milton, Ga.	287-282-276 — 845 (+5)
Oct. 5-7	2nd/15	Brickyard Collegiate, Macon, Ga.	289-290-283 — 862 (-2)
Oct. 19-21	1st/15	United States Collegiate Championship, Alpharetta, Ga.	291-291-292 — 874 (+10)
Feb. 6-8	4th/20	Amer Ari Invitational, Waikoloa, Hawaii	283-283-284 — 850 (-14)
Feb. 17-19	5th/15	Puerto Rico Classic, Rio Grande, Puerto Rico	286-285-287 — 858 (-6)
Mar. 8-10	7th/15	Southern Highlands Collegiate Masters, Las Vegas, Nev.	295-294-301 — 890 (+26)
Mar. 23-24	4th/14	Linger Longer Invitational, Greensboro, Ga.	*295-284 — 579 (+3)
Apr. 8-9	2nd/14	Gary Koch Invitational, Tampa, Fla.	279-277-292 — 848 (-16)
Apr. 13	Lost	South Carolina (dual match), Atlanta, Ga.	3-2-1
Apr. 19	Lost	TCU (dual match), Milton, Ga.	3-2-1
Apr. 26-28	4th/11	ACC Championship, New London, N.C.	284-272-295 — 851 (-13)
May 16-18	4th/13	NCAA Tallahassee Regional, Tallahassee, Fla.	280-284-285 — 849 (-15)
May 28-30	2nd/30	NCAA Championship, Milton, Ga.	274-274-282 — 830 (-10)

(def. UNLV, 3-2; lost to Alabama, 3-0-2)

*Event shortened to 36 holes by weather; Ended year No. 8 in Golfweek rankings, No. 4 in Golfstat

2013-14

Sept. 6-8	1st/14	Carpet Capital Collegiate, Rocky Face, Ga.	280-289-281 — 850 (-14)
Sept. 14-15	1st/14	Tar Heel Intercollegiate, Chapel Hill, N.C.	283-281-278 — 842 (-22)
Oct. 4-6	2nd/14	Brickyard Collegiate, Macon, Ga.	282-275-282 — 839 (-25)
Oct. 18-20	2nd/15	United States Collegiate Championship, Alpharetta, Ga.	279-287-284 — 858 (-14)
Feb. 6-8	T7th/20	Amer Ari Invitational, Waikoloa Village, Hawaii	286-270-281 — 837 (-27)
Feb. 23-25	2nd/15	Puerto Rico Classic, Rio Grande, P.R.	278-277-268 — 823 (-41)
Mar. 7-9	12th/15	Southern Highlands Collegiate Masters, Las Vegas, Nev.	315-302-300 — 917 (+53)
Mar. 24-25	1st/15	Valspar Invitational at Floridian, Palm City, Fla.	274-280-283 — 837 (-15)
Apr. 12-13	1st/15	Robert Kepler Invitational, Columbus, Ohio	281-291-286 — 858 (+6)
Apr. 19	Won	vs. Auburn, at Milton, Ga. (dual match)	4-2
Apr. 19	Won	vs. Georgia, at Milton, Ga. (dual match)	5-1
Apr. 25-27	1st/12	ACC Championship, New London, N.C.	288-278-273 — 839 (-25)
May 15-17	1st/13	NCAA Raleigh Regional, Raleigh, N.C.	268-272-285 — 825 (-27)
May 23-26	5th/30	NCAA Championship, Hutchinson, Kan.	277-282-282 — 841 (+1)

(lost to Oklahoma State, 4-0-1)

Ended year No. 2 in Golfweek rankings, No. 4 in Golfstat

2014-15

Sept. 5-7	2nd/14	Carpet Capital Collegiate, Rocky Face, Ga.	293-276-280 — 849 (-15)
Sept. 19-20	1st/12	DICK'S Sporting Goods Challenge Cup, Kingston Springs, Tenn.	290-272-286 — 848 (-4)
Oct. 6-7	6th/12	Jerry Pate National Intercollegiate, Vestavia Hills, Ala.	285-278-293 — 856 (+16)
Oct. 17-19	T7th/15	United States Collegiate Championship, Alpharetta, Ga.	296-285-281 — 862 (-2)
Nov. 3-5	1st/15	Warrior Princeville Makai Invitational, Princeville, Hawaii	272-274-264 — 809 (-55)
Feb. 22-24	2nd/15	Puerto Rico Classic, Rio Grande, P.R.	292-274-291 — 857 (-7)
Feb. 13-15	4th/17	Seminole Intercollegiate, Tallahassee, Fla.	287-280-281 — 848 (-16)
Feb. 23-24	10th/13	Valspar Collegiate Invitational, Palm City, Fla.	296-288-289 — 873 (+21)
Apr. 3-5	T2nd/14	Mason Rudolph Championship, Franklin, Tenn.	283-287-287 — 857 (+5)
Apr. 11-12	1st/14	Robert Kepler Intercollegiate, Columbus, Ohio	284-278-286 — 848 (-4)
Apr. 24-26	*1st/12	Atlantic Coast Conference Championship, New London, N.C.	284-279-282 — 845 (-19)
May 14-16	3rd/13	NCAA San Diego Regional, Rancho Santa Fe, Calif.	299-283-287 — 869 (+5)
M.29-J.1	9th/30	NCAA Championship, Bradenton, Fla.	293-295-290-297 — 1175 (+23)

Ended year No. 9 in Golfweek rankings, No. 9 in Golfstat

2015-16

Sept. 11-13	5th/15	Carpet Capital Collegiate, Rocky Face, Ga.	286-296-303 — 885 (+21)
Sept. 25-27	T7th/12	DICK'S Sporting Goods Challenge Cup, Kingston Springs, Tenn.	287-286-294 — 867 (+15)
Oct. 16-18	5th/17	United States Collegiate Championship, Alpharetta, Ga.	286-299-282 — 867 (+3)
Nov. 1-3	10th/22	Kiawah Classic by Aramark, Kiawah Island, S.C.	*293-299 — 592 (+16)
Feb. 4-6	12th/19	Amer Ari Invitational, Waikoloa Village, Hawaii	290-289-286 — 865 (+1)
Feb. 21-23	6th/15	Puerto Rico Classic, Rio Grande, P.R.	286-283-288 — 857 (-7)
Mar. 21-22	14th/15	Valspar Collegiate Invitational, Palm City, Fla.	307-293-305 — 905 (+53)
Apr. 1-3	T2nd/12	Clemson Invitational, Salem, S.C.	288-287-297 — 872 (+8)
Apr. 9-10	T3rd/15	Princeton Invitational, Princeton, N.J. (36-hole event)	294-284 — 578 (+10)
Apr. 22-24	4th/12	Atlantic Coast Conference Championship, New London, N.C.	287-288-289 — 864 (E)
May 16-18	T7th/14	NCAA Tucson Regional, Marana, Ariz.	297-288-282 — 867 (+3)

*Event shortened to 36 holes by weather; Ended year No. 38 in Golfweek rankings, No. 42 in Golfstat

2016-17

Sept. 9-11	5th/14	Carpet Capital Collegiate, Rocky Face, Ga.	286-295-275 — 856 (-8)
Sept. 23-25	6th/16	Maui Jim Invitational, Scottsdale, Ariz.	280-276-288 — 844 (-8)
Oct. 21-23	12th/17	Golf Club of Georgia Collegiate, Alpharetta, Ga.	297-286-294 — 877 (+13)
Oct. 31-Nov. 1	2-1	Cypress Point Classic, Pebble Beach, Calif. (d. Georgia, 8.5-3.5; d. Stanford, 8-4; l. Southern California, 19.5-4.5)	
Feb. 2-4	7th/21	Amer Ari Invitational, Waikoloa, Hawaii	288-278-285 — 851 (-13)
Feb. 19-21	3rd/15	Puerto Rico Classic, Rio Grande, Puerto Rico	294-284-281 — 859 (-5)
Mar. 10-12	2nd/14	Seminole Intercollegiate, Tallahassee, Fla.	276-280-280 — 836 (-28)
Mar. 19-21	2nd/14	Valspar Collegiate Invitational, Palm City, Fla.	301-281-278 — 860 (+8)
Apr. 7-9	2nd/13	Clemson Invitational, Salem, S.C.	296-283-294 — 873 (+9)
Apr. 21-23	T7th/12	ACC Championship, Clinton, S.C.	288-296-299 — 883 (+19)
May 15-17	6th/13	NCAA Stanford Regional, Stanford, Calif.	287-273-284 — 844 (+4)

Ended year No. 21 in Golfweek rankings, No. 22 in Golfstat

2017-18

Sept. 8-10	1st/15	Carpet Capital Collegiate, Rocky Face, Ga.	287-284-279 — 850 (-14)
Sept. 22-24	2nd/13	Maui Jim Intercollegiate, Carefree, Ariz.	291-286-281 — 858 (-6)
Oct. 8-10	1st/12	Franklin American Mortgage Collegiate, College Grove, Tenn.	297-276-279 — 852 (-12)
Oct. 20-22	4th/15	Golf Club of Georgia Collegiate, Alpharetta, Ga.	284-277-285 — 846 (-18)
Feb. 1-3	5th/18	Amer Ari Invitational, Waikoloa, Hawaii	281-275-286 — 842 (-22)
Feb. 18-20	4th/15	Puerto Rico Classic, Rio Grande, Puerto Rico	276-286-297 — 859 (+7)
Mar. 10-11	1st/15	General James Hackler Championship, Myrtle Beach, S.C.	283-284-281 — 848 (-16)
Mar. 18-20	4th/16	Valspar Collegiate Invitational, Palm City, Fla.	287-282-283 — 852 (-12)
Apr. 7-8	3rd/15	Irish Creek Intercollegiate, Kannapolis, N.C.	277-297-293 — 867 (+15)
Apr. 20-22	1st/12	ACC Championship, New London, N.C.	276-277-282 — 835 (-29)
May 14-16	6th/14	NCAA Raleigh Regional, Raleigh, N.C.	274-279-282 — 835 (-17)

Ended year No. 8 in Golfweek rankings, No. 6 in Golfstat

2018-19

Sept. 7-9	T1st/15	Carpet Capital Collegiate, Rocky Face, Ga.	281-275-287 — 843 (-21)
Sept. 21-23	1st/14	Maui Jim Intercollegiate, Scottsdale, Ariz.	265-274-273 — 812 (-28)
Oct. 8-9	T1st/8	Jack Nicklaus Collegiate, Dublin, Ohio (d. Kent State, 3-2-1; d. South Carolina, 3-1-2; championship match rained out)	*2-0
Oct. 19-21	3rd/14	Golf Club of Georgia Collegiate, Alpharetta, Ga.	270-289-296 — 845 (-19)
Feb. 7-9	8th/18	Amer Ari Invitational, Waikoloa, Hawaii	277-284-290 — 851 (-13)
Feb. 17-19	T1st/15	Puerto Rico Classic, Rio Grande, P.R.	283-282-283 — 848 (-16)
Mar. 3-5	6th/15	Southern Highlands Collegiate, Las Vegas, Nev.	283-282-295 — 860 (-4)
Mar. 17-19	12th/15	Valspar Collegiate Invitational, Palm City, Fla.	285-288-282 — 855 (+3)
Apr. 5-7	1st/15	Clemson Invitational, Salem, S.C.	272-271-269 — 812 (-52)
Apr. 18-20	1st/12	ACC Championship, New London, N.C.	276-270-281 — 827 (-37)
May 13-15	4th/14	NCAA Pullman Regional, Pullman, Wash.	271-270-277 — 818 (-22)
May 24-29	18th/30	NCAA Championship, Fayetteville, Ark.	307-293-303 — 903 (+39)

*Event shortened to 36 holes by weather; Ended year No. 7 in Golfweek rankings, No. 12 in Golfstat

2019-20

Sept. 6-8	1st/15	Carpet Capital Collegiate, Rocky Face, Ga.	284-285-292 — 861 (-3)
Sept. 20-22	T-1st/15	Olympia Fields/Fighting Illini Invitational, Olympia Fields, Ill.	278-287-281 — 846 (+6)
Oct. 18-20	10th/14	Golf Club of Georgia Collegiate, Alpharetta, Ga.	290-301-284 — 875 (+11)
Oct. 28-29	1st/8	Cypress Point Classic, Pebble Beach, Calif. (d. California, 2-0; d. UCLA, 2-0; d. Duke, 5-1)	3-0
Feb. 6-8	5th/20	Amer Ari Invitational, Waikoloa, Hawaii	274-269-287 — 830 (-34)
Feb. 16-18	1st/15	Puerto Rico Classic, Rio Grande, P.R.	282-268-282 — 832 (-32)
Mar. 1-3	10th/15	Southern Highlands Collegiate, Las Vegas, Nev.	302-292-284 — 878 (+14)

Spring season cancelled following Southern Highlands Collegiate due to Covid-19 pandemic

Ended year No. 3 in Golfweek rankings, No. 7 in Golfstat

YEAR-BY-YEAR RESULTS (SINCE 1947)

2020-21

Jan. 17-19	7th/10	Camp Creek Seminole Invitational, Watersound, Fla.	293-290-288	— 871 (+7)
Jan. 25-27	7th/12	Southwestern Invitational, Westlake Village, Calif.	303-294-305	— 902 (+38)
Feb. 2-4	T-3rd/8	Amer Ari Invitational, Waimea, Hawaii	274-301-279	— 854 (-10)
Feb. 19-21	1st/20	Wyoming Desert Intercollegiate, Palm Desert, Calif.	276-295-277	— 848 (-16)
Mar. 12-14	2nd/16	Linger Longer Invitational, Greensboro, Ga.	283-284-283	— 850 (-14)
Mar. 25-27	9th/28	The Goodwin, Stanford, Calif.	290-291-273	— 854 (+14)
Apr. 5-6	2nd/9	The Calusa Cup, Naples, Fla.	294-284-289	— 867 (+3)
Apr. 23-25	T-5th/12	Atlantic Coast Conference Championship, Milton, Ga.	286-278-282	— 846 (+6)
May 17-19	3rd/14	NCAA Tallahassee Regional, Tallahassee, Fla.	277-286-285	— 848 (-16)
May 28-31	15th/30	NCAA Championship, Scottsdale, Ariz.	289-288-295-297	— 1169 (+49)

Ended year No. 24 in Golfweek rankings, No. 25 in Golfstat

2021-22

Sept. 10-12	1/14	Maui Jim Intercollegiate, Scottsdale, Ariz.	264-262-270	— 796 (-44)
Sept. 27-28	5/14	Windon Memorial Classic, Glencoe, Ill.	281-281-285	— 847 (-5)
Oct. 4-5	T-1/12	Hamptons Intercollegiate, East Hampton, N.Y.	291-293-276	— 860 (-4)
Oct. 22-24	T-6/15	Golf Club of Georgia Collegiate, Alpharetta, Ga.	282-286-282	— 850 (-14)
Feb. 3-5	7/19	Amer Ari Intercollegiate, Waimea, Hawaii	274-284-278	— 836 (-28)
Feb. 20-22	1/14	Watersound Invitational, Panama City, Fla.	285-277-287	— 849 (-15)
F. 27-M. 1	5/15	Southern Highlands Collegiate, Las Vegas, Nev.	276-286-283	— 845 (-19)
Mar. 24-26	T-6/28	The Goodwin, Stanford, Calif.	271-277-281	— 829 (-11)
Apr. 3-5	1/9	The Calusa Cup, Naples, Fla.	281-285-290	— 856 (-8)
Apr. 22-25	2/12	Atlantic Coast Conference Championship, Panama City, Fla. (<i>def. Florida State, 3.5-1.5; lost to Wake Forest, 3-2</i>)	284-273-281	— 838 (-26)
May 16-18	T-1/13	NCAA Columbus Regional, Columbus, Ohio.	290-271-281	— 842 (-10)
May 27-30	T-12/30	NCAA Championship, Scottsdale, Ariz.	298-289-290-294	— 1171 (+51)

Ended year No. 10 in Golfweek rankings, No. 11 in Golfstat

2022-23

Sept. 9-11	4/18	Maui Jim Intercollegiate, Scottsdale, Ariz.	275-267-264	— 806 (-34)
Sept. 9-11	n/a	Maui Jim Individual Event, Scottsdale, Ariz.	no team score	
Sept. 26-27	2/16	Inverness Intercollegiate, Toledo, Ohio.	287-285-287	— 859 (+7)
Oct. 3-4	T-12/16	Ben Hogan Collegiate Invitational, Fort Worth, Texas.	278-292-285	— 855 (+15)
Oct. 21-23	T-2/14	Golf Club of Georgia Collegiate, Alpharetta, Ga.	276-279-287	— 842 (-22)
Feb. 10	n/a	ACC/Big 12 Showdown, Waimea, Hawaii	lost to Texas, 4-1-1	
Feb. 19-21	2/11	Watersound Invitational, Panama City, Fla.	279-281-267	— 827 (-37)
Feb. 26-28	T-6/15	Southern Highlands Collegiate, Las Vegas, Nev.	288-294-272	— 854 (-10)
March 19-21	2/16	Linger Longer Invitational, Eatonton, Ga.	292-285-281	— 858 (-6)
Mar. 30-Apr. 1	2/28	The Goodwin, San Francisco, Calif.	277-270-281	— 828 (-12)
April 15	n/a	Ramblin' Wreck Match Play	tied Charlotte, 3-3; <i>def. Ohio State, 5-3</i>	
April 21-24	1/12	Atlantic Coast Conference Championship, Pinehurst, N.C. (<i>def. Duke, 3-1-1; def. Wake Forest, 3-2</i>)	274-289-275	— 838 (-26)
May 15-17	1/14	NCAA Salem Regional, Salem, S.C.	278-266-267	— 811 (-53)
May 26-31	T-5/30	NCAA Championship, Scottsdale, Ariz. (<i>def. Pepperdine, 3-2; def. North Carolina, 3-2; lost to Florida, 3-1</i>)	280-286-276-284	— 1126 (+6)

Ended year No. 4 in Golfweek rankings, No. 6 in Golfstat

*event replaced Amer Ari Intercollegiate, which was cancelled due to high winds

2023-24

Sept. 15-17	3/15	Olympia Fields/Fighting Illini Invitational, Olympia Fields, Ill. *	277-280	— 557 (-3)
Oct. 2-3	8/15	Ben Hogan Collegiate Invitational, Fort Worth, Texas.	283-287-279	— 849 (+9)
Oct. 13-15	2/14	Golf Club of Georgia Collegiate, Alpharetta, Ga.	283-283-279	— 845 (-19)
Oct. 30-Nov. 1	3/4	East Lake Cup, Johns Creek, Ga.	290	— (+2)
Oct. 30-31	n/a	Cypress Point Classic, Pebble Beach, Calif. (<i>lost to Texas, 1-2; tied Auburn, 1-1-1, lost to Illinois 5-1</i>)	0-2-1	
Feb. 8-10	6/20	Amer Ari Intercollegiate, Kohala Coast, Hawaii	276-273-265	— 814 (-50)
Feb. 19-21	T-2/12	Watersound Invitational, Panama City, Fla.	287-281-276	— 844 (-20)
March 4-5	4/16	RE Lamkin Invitational, Chula Vista, Calif.	283-287-278	— 848 (-16)
March 17-19	4/14	Linger Longer Invitational, Eatonton, Ga.	280-280-286	— 846 (-18)
March 28-30	5/31	The Goodwin, San Francisco, Calif.	283-284-279	— 846 (+6)
April 7-9	4/8	The Calusa Cup, Naples, Fla.	293-296-294	— 883 (+19)
April 19-22	3/12	Atlantic Coast Conference Championship, Charlotte, N.C. (<i>lost to Florida State, 3-0</i>)	278-282-288	— 848 (-4)
May 13-15	4/13	NCAA Chapel Hill Regional, Chapel Hill, N.C.	273-277-273	— 823 (-17)
May 24-29	8/30	NCAA Championship, Carlsbad, Calif. (<i>def. Illinois, 3-2, 3-2; lost to Florida State, 3-2</i>)	292-301-292-292	— 1177 (+25)

Ended year No. 17 in Scoreboard NCAA Ranking System

*event shortened to 36 holes due to weather

HEAD-TO-HEAD UNDER BRUCE HEPPLER

ACC	1996	1997	1998	1999	2000	2001	2002	2003	2004	2005	2006	2007	2008	2009	2010	2011	2012	2013	2014	2015	2016	2017	2018	2019	2020	2021	2022	2023	2024	
Boston College										1-0	1-0	2-0	2-0	1-0	1-0	2-0	2-0	1-0	3-0	1-0	2-0	2-0	1-0	2-0	1-0	2-0	1-0	1-0	1-0	
California			1-0	0-1	1-0																									
Clemson	0-6	1-6	3-4	3-7	7-3	5-5	6-2-1	0-9	2-7-1	9-0	5-4	3-4-1	5-2	3-5	3-3	6-0	3-1	3-1	4-0	6-0	1-6	1-4	3-2	5-2	2-1	0-3	6-0	6-0	6-1	
Duke	2-4	2-3	5-0	4-2	4-1	3-1	3-0	4-1	4-0	4-1	6-2	6-1	1-3	4-0	3-1	3-2	2-0	2-1	3-0	3-0	1-3	0-2	3-1	4-1	2-1	1-1	5-0	4-0	2-0	
Florida State	1-3	3-1	3-1	2-0	2-0	1-0	1-0	1-0			4-0	2-0	4-1	2-2	5-0	3-3	3-1	4-2	2-4	6-0	2-2	0-4	1-1-1	2-1	2-1	1-0	1-4	4-0	2-1-2	
Louisville													1-0	0-1	1-0	1-0					4-0	1-0	2-0	1-0	2-0		2-2	2-0	3-0	1-0
North Carolina	0-6	1-5-1	3-3	6-2	9-0	1-2	4-0	1-3	6-0	5-0	0-1-1	3-1	0-3	2-0	2-1	1-0	3-0	3-0	3-0	3-0	3-1	1-1-1	1-0	2-0	1-1	0-3	1-3	4-3	0-8	
NC State	2-5	4-3	5-1-1	5-0	6-0	4-2	5-0	5-3	5-1	4-0	2-1	3-0	5-0	3-0	1-1	2-0	2-0	4-0		3-0	2-0	0-1-1	3-1	3-0	1-0	1-1	2-0	2-0	2-0	
Notre Dame																				1-0	2-0	1-0	2-0	1-0	1-0	1-1	2-1	3-0	3-0	
SMU	0-2	1-1	2-0	4-0		3-0				1-0	1-0	1-0-1		1-0					0-1	3-0	3-0		1-0	0-1	0-1	1-2	1-1	3-0	1-0	
Stanford	0-1	1-0	3-0		1-0		1-0	2-0	1-0	3-0	3-0-1	0-4	2-1	2-2	1-1	1-0	0-1	2-1	1-2-1	2-0	1-2	1-3	2-0	2-2	1-1	0-1	2-2	2-2	3-1	
Virginia	2-6	2-7	7-0	7-0	6-0	3-1	4-0	2-0		2-0	1-0	1-0	2-0	2-0	4-0	4-0	3-0	2-0	2-0	5-1		0-3	4-0	4-0	2-0	3-0	2-0-2	5-0	2-3	
Virginia Tech	3-1	3-0	2-0			1-1	2-1	2-0		2-0	2-0	2-0-1	4-0	3-0	4-1	4-0	3-0	2-1	4-0	2-0	2-0	3-0	2-0		2-0	2-0	2-0	1-0	1-0	
Wake Forest	1-6	1-5	5-0	7-0	7-0	5-0	4-2	1-6	4-3	6-2	4-2	5-2	3-2	3-1	4-0	2-1	3-0	5-1	4-0	2-1	0-2	2-1	2-2	0-1	1-2-1	4-2	5-0	4-1		
Non-Conference*	1996	1997	1998	1999	2000	2001	2002	2003	2004	2005	2006	2007	2008	2009	2010	2011	2012	2013	2014	2015	2016	2017	2018	2019	2020	2021	2022	2023	2024	
Air Force		1-0	1-0	1-0			1-0	1-0					1-0				1-0	1-0								1-0		1-0		
Akron																								1-0						
Alabama	2-3	2-1	2-0			1-0	2-0	3-1			4-0-1	3-1	1-3	0-4	3-3	2-1	1-2	2-1	2-5	0-3	2-1-1	2-2	3-0	2-0	3-0	3-0	1-0	2-0	3-1	3-1
Ala.-Birmingham			1-0		1-0	3-0	3-0	1-0	2-0	2-0	1-0	1-0			1-0	1-0				2-0	1-1	0-1	1-0							
Appalachian State																														1-0
Arizona	0-4	1-1	2-1	5-1	3-0	3-3	3-2	1-3-1	2-2	2-0	2-1	2-1	1-0-1	3-0	1-0	1-0	2-0											2-0	1-0	2-0
Arizona State	0-4	0-3	3-1	3-2	3-2	5-2	6-0	1-3	3-1	4-1	4-3	3-2	1-2	1-3	3-1	3-1	1-0	2-0	2-0	2-1	0-1	0-1	1-2	1-1	0-1	0-4	0-2	1-2	1-2	
Arkansas		2-0	3-1	1-1	1-0	1-0	1-0	1-1	2-0	2-0	1-1		1-0	0-1	1-0	1-0	0-1	2-0	2-0	0-1	0-1	1-0								
Arkansas State									1-0									1-0												
Army West Point																								1-0						
Auburn	1-2	0-4	5-1	3-0	4-0	3-1	4-0	3-2	8-0	3-1	3-1	2-0-1	1-0	2-0	1-0	1-0	1-2	4-0	4-1	2-1	0-3	1-2	1-1	3-3	1-0	2-1	1-1	0-2-1		
Augusta	1-0	3-1	1-1	2-2	1-1	2-0	5-0	2-4	5-1	4-2	5-0	1-0	2-0	1-0	2-1	1-2	1-0	2-0	1-0			1-0	1-1			2-0	1-0	1-0	1-0	
Ball State																	0-1	1-0	1-0	1-0									1-0	1-0
Baylor								2-0				1-0		1-0		1-0							0-2	1-0	1-1	0-0-1		1-0	3-0	
Bethune-Cookman																			1-0											
Boise State																					1-0						1-0			
Brigham Young		1-0	1-0	1-1		2-2		1-0	1-0	1-0	3-2	2-0	1-0		1-0							1-0		1-1	1-0	1-0	2-0	2-0	1-0	
Brown																														
California Baptist																											1-0			1-0
Cal Poly																					1-0						1-0	2-0	1-0	1-0
Cal St. Northridge																									1-0	1-0				
Campbell																							1-0							
CS Monterey Bay																						1-0								
Central Conn. St.																														
Central Florida	1-0	1-0							1-0	2-0	1-0	2-0	1-0	2-0-1			1-0							1-0	1-0			1-0		
Charleston Southern																						0-1								
Charlotte	1-1	3-0		1-0	1-0				1-0	1-0	1-1	1-1	4-0	1-1		1-0	1-0	1-0	2-0				1-0		1-0	1-1		2-0-1	2-0	
Chattanooga													1-0	1-0	3-1	0-2	2-0	2-1	2-1	2-0	1-0	1-0	2-0	1-0	1-0	1-0	1-0	1-0	2-0	
Chico State																	1-0						1-0							
Cincinnati																						1-0		1-0						
Cleveland State																														
Coastal Carolina	1-0	1-0			1-0		1-0			2-0	0-1	1-1	1-0		3-0	1-0		1-0			1-0		1-0		1-0					
Coil. of Charleston	2-0	3-0	1-0	1-0		1-0	1-0		1-0						2-0		2-0	1-0			1-0		1-0	1-0	1-0			1-0		
Colorado	1-0	2-0	3-0	0-1	1-0	1-0	2-0	2-0	1-1	1-0	2-0	1-0	2-0	0-1	1-0	1-0	1-0	1-0	1-0		0-1	0-1	1-0	1-0	1-0	1-0	1-0	1-0	1-0	1-0
Colorado State			1-1	0-1				1-0	1-0								1-0	1-0	1-0						2-0	1-0		1-0	1-0	
Columbia																						1-0								
Connecticut																									1-0					
Cornell																														
CSU-Monterrey Bay																						1-0								
CSU-Stanislaus																														
Dalton State																														
Dartmouth																							1-0	1-0	1-0					
Davidson																											1-0			
Dayton																														
Denver																														
Drexel																														
East Carolina																														
East Tennessee State	0-3	0-7	5-0	6-2	7-0	4-1	3-0	3-1		3-0	2-2	3-1	3-2	4-0	2-0	4-0	2-0	2-0	3-0	5-1	1-0	1-0	2-0	1-0	2-0	1-0	3-0	4-0	2-1	
Eastern Kentucky																														
Eastern Michigan																														
Elon																														
Florida	1-2	0-5	5-0	3-3	6-0	4-2	5-1	2-3-1	4-5	5-2	0-5	5-2-1	1-2	4-2	2-0		1-0	2-0	1-0	3-0	2-0-1	1-								

HEAD-TO-HEAD UNDER BRUCE HEPPLER

Non-Conference*	1996	1997	1998	1999	2000	2001	2002	2003	2004	2005	2006	2007	2008	2009	2010	2011	2012	2013	2014	2015	2016	2017	2018	2019	2020	2021	2022	2023	2024		
Long Island U.																									1-0						
Longwood																													1-0		
Loyola																	1-0														
Loyola-Maryland																															
Loyola-Marymount																	1-0												1-0		
Marquette																								1-0	1-0	1-0	2-0				
Maryland	3-1	3-1	2-0	1-0	1-0	1-0	1-0	2-0	2-0	2-0	1-0	2-0	2-0	1-0	2-0	1-0	1-0	2-0	1-0	1-1	1-0	1-0	1-0	1-0	1-0						
McNeese State																															
Memphis																															
Mercer														1-0	1-0	2-0	1-0	2-0	2-0	1-1	2-0							1-0	2-0	1-0	
Miami (Ohio)																															
Michigan			1-0						1-0		1-0	1-0	0-2	1-1	4-0	2-0	1-0	1-0	1-0	1-0	2-0	1-0									
Michigan State																	1-0	1-0	1-0	1-0	1-0	1-0							2-0		
Middle Tennessee St.																															
Minnesota	1-0	2-0	3-0	2-2	3-1	3-0	1-1	1-2	0-0-1	1-0	2-1	3-2	3-0	1-0	1-0																
Mississippi	1-0	1-0	1-0	1-1	1-0	1-0	1-0	1-0						1-0																	
Mississippi State	1-0	0-2-1	2-1	1-0	1-0																										
Missouri			2-0	1-0						1-0		1-0	2-0																2-0	1-0	
Navy																															
Nebraska				0-1-1	1-0																										
Nevada			1-0	1-0	1-0	1-0	1-0	1-0		0-1	1-0																				
Newberry																															
New Mexico	0-2	1-3	1-0	3-0	3-0	3-0	3-0	2-0	2-0	3-0	3-0	1-0																			
New Mexico St.																															
NC-Greensboro																															
NC-Wilmington	1-0	1-0																													
North Alabama																															
North Florida																															
North Texas																															
Northern Colorado																															
Northern Illinois																															
Northwestern		0-2	2-0	2-2	3-2	2-1	2-0	2-0			1-0	0-3	1-1	1-0	2-0	0-1	1-0	1-0	1-0	2-0	1-0	1-0	1-0					1-0	1-0	4-1	2-0
Ohio State	1-2	0-3	2-0	4-0	1-0																										
Oklahoma	1-2	3-0	1-0	2-0																											
Oklahoma State	0-3	1-2	2-0	1-4	2-1-1	6-0	3-3	1-6	2-2	3-4	2-6	2-6	0-5	1-0-1	1-5	2-3	2-1	4-2	0-5-1	2-0	1-1	1-2	0-3	0-3	1-1	0-1	0-2-1	1-1	5-0		
Oregon																															
Oregon State	0-1	2-0	2-1	1-0	0-1	1-0																									
Oregon State	0-1	2-0	2-0	1-0	1-0	2-0	1-0	2-0																							
Osaka Gakuin U.																															
Pacific	0-1	1-0	1-0																												
Pennsylvania																															
Penn State		0-1	1-0	2-0	1-0	1-0	1-0	1-0	1-1	1-0																					
Pepperdine		0-1	2-0	1-0	2-0	2-0	2-0	2-0	2-0	3-0	2-1																				
Presbyterian																															
Princeton																															
Purdue				2-0		1-0	3-0	4-0	2-0	2-0	1-1	1-1	1-0	1-0	2-1	1-0	0-1	1-0	2-0	1-0	1-0	1-0	0-1	2-0	1-0	1-0	1-0	2-0	2-1		
Radford																															
Rhode Island	1-0	1-1	1-0	1-0			2-0	2-0	2-0	3-0	2-0	1-0	1-0																		
Rice																															
Richmond																															
Rider																															
Rutgers																															
Sacramento St.																															
Saint Joseph's																															
Saint Mary's (Calif.)																															
Sam Houston State																															
San Diego																															
San Diego State																															
San Diego State																															
San Francisco																															
San Jose State																															
Santa Clara																															
Santa Clara																															
Seattle																															
Seton Hall																															
Siena																															
South Alabama																															
South Carolina	1-3	4-1	5-1	5-2	6-0	3-0	2-0	2-1	2-2	3-0	2-1	3-0	3-2	3-1	1-1	2-0	2-0	1-1	2-0	2-2	0-2	2-1	3-0	3-2	1-0						
South Dakota State																															
South Florida																															
Southern (La.)																															
Southern California	0-2	1-3	2-1	2-0	1-0	2-1	2-0	5-1	4-0	4-0	3-1	3-0	0-4	1-5	2-1	5-1	1-2	4-0	2-1	0-1	1-1	0-3	0-1	1-3			2-2	2-0	4-0	2-0	
Southern Illinois																															
Southern Utah																															
TCU		1-3	2-1	6-1	4-0	4-1	3-1	0-5	4-1	5-0	5-1	3-0	3-0	0-2	2-1	3-0	2-0	1-1	0-2	1-0	0-1	2-0	2-0	2-2	3-0	3-0	3-0	1-1	2-0		
Temple																															
Tennessee	1-1	3-2	4-0	1-0	3-0	2-0	2-0	2-0	3-0	2-1	2-0	2-1	2-1	1-2	2-1-1	1-0	0-1	1-1	2-0	1-0	2-0	1-0	1-0	0-0-1	2-1	1-0	0-1	2-0	2-1		
Texas	1-4	0-4	4-0	5-1	5-0-1	4-2	4-2	0-7	3-1	5-0	4-2	5-1	5-0	3-1	1-3																