

2024 GEORGIA TECH FOOTBALL

INFORMATION GUIDE



**ZEK
BIGGERS**
DL

**HAYNES
KING**
QB

**JAMAL
HAYNES**
RB

TOUGHNESS

DISCIPLINE



COMMITMENT

EXECUTION

Butt



ALPHABETICAL			NUMERICAL ROSTER						
NO.	NAME	POS.	NO.	NAME	POS.	HT.	WT.	CL.	HOMETOWN/HIGH SCHOOL (PREVIOUS COLL.)
57	Cade Adams	DL	0	Christian Leary	WR	5-10	180	Sr.	Orlando, Fla./Edgewater H.S. (Alabama)
36	Kace Adams	DB/L.S	0	Treniyas Tatum	LB	6-2	225	Sr.	Riverdale, Ga./Mount Zion H.S.
27	Chad Alexander	RB	1	Leo Blackburn	WR	6-5	220	r-Jr.	Atlanta, Ga./Westlake H.S.
50	Tana Alo-Tupuola	OL	1	LaMiles Brooks	DB	6-2	200	Sr.	Jacksonville, Fla./Trinity Christian Academy
51	Nacari Ashley	LB	2	Eric Singleton, Jr.	WR	5-11	190	So.	Douglasville, Ga./Alexander H.S.
17	Josh Beetham	TE	2	E.J. Lightsey	LB	6-2	230	r-Sr.	Fitzgerald, Ga./Fitzgerald H.S. (Georgia)
56	Jacob Benjamin	OL	3	Trey Cooley	RB	5-10	205	Sr.	Raleigh, N.C./Knightdale H.S. (Louisville)
58	Brandon Best	OL	3	Ahmari Harvey	DB	6-0	190	r-Jr.	Tallahassee, Fla./Florida State Univ. School (Auburn)
88	Zeek Biggers	DL	4	Abdul Jannah	WR	6-3	195	r-Sr.	Hanover, Pa./New Oxford H.S. (Duquesne)
33	Aidan Birr	PK	4	Warren Burrell	DB	6-0	195	r-Sr.	Suwanee, Ga./North Gwinnett H.S. (Tennessee)
1	Leo Blackburn	WR	5	Clayton Powell-Lee	DB	6-2	195	Jr.	Atlanta, Ga./Westlake H.S.
25	Nick Bliss	WR	5	Zach Pyron	QB	6-3	220	r-So.	Pinson, Ala./Pinson Valley H.S.
9	Avery Boyd	WR	6	Anthony Carrie	RB	6-0	195	Fr.	Tampa, Fla./Carrollwood Day School
90	Jordan Boyd	DL	6	Rodney Shelley	DB	5-11	180	Jr.	Fairburn, Ga./Langston Hughes H.S.
98	Amontrae Bradford	DL	7	Chase Lane	WR	6-0	195	r-Sr.	Houston, Texas/St. Pius X H.S. (Texas A&M)
1	LaMiles Brooks	DB	7	Taye Seymore	DB	5-11	205	So.	Atlanta, Ga./South Atlanta H.S.
71	Jordan Brown	OL	8	Malik Rutherford	WR	5-9	170	r-Jr.	Miami, Fla./Champagnat Catholic School
4	Warren Burrell	DB	8	Makius Scott	DL	6-4	290	Sr.	Gainesville, Ga./Gainesville H.S. (South Carolina)
15	Tah'j Butler	LB	9	Avery Boyd	WR	6-2	230	Sr.	Tallahassee, Fla./Godby H.S.
68	Bobby Campbell	OL	9	Romelo Height	DL	6-3	240	r-Jr.	Dublin, Ga./Dublin H.S. (USC)
13	Isiah Canion	WR	10	Haynes King	QB	6-3	204	r-Jr.	Longview, Texas/Longview H.S. (Texas A&M)
6	Anthony Carrie	RB	11	Kevin Harris II	DL	6-4	250	Sr.	Loganville, Ga./Grayson H.S. (Alabama)
14	Nehemiah Chandler	DB	11	Jamal Haynes	RB	5-9	190	r-Jr.	Loganville, Ga./Grayson H.S.
38	A.J. Cheeks	LB	12	Aaron Philo	QB	6-2	215	Fr.	Bogart, Ga./Prince Avenue Christian School
93	Drew Cohen	LB	13	Isiah Canion	WR	6-4	210	Fr.	Warner Robins, Ga./Warner Robins H.S.
53	Jack Collins	LB	13	Horace Lockett	DL	6-6	315	r-So.	Atlanta, Ga./Westlake H.S.
3	Trey Cooley	RB	14	Nehemiah Chandler	DB	6-1	170	Fr.	Jacksonville, Fla./Wakulla H.S.
35	Jacob Cruz	LB	14	Graham Knowles	QB	6-7	220	Fr.	Southlake, Texas/Carroll H.S.
21	Omar Daniels	DB	15	Tah'j Butler	LB	6-1	230	Fr.	New Orleans, La./Edna Karr H.S.
24	Jayden Davis	DB	15	Luke Harpring	TE	6-3	225	Fr.	Atlanta, Ga./Marist School
24	Trent Davis	WR	16	Syeed Gibbs	DB	6-0	190	r-So.	Everett, Mass./Everett H.S. (Rhode Island)
52	Austin Dean	LB	16	Brody Rhodes	QB	6-1	200	r-Jr.	Canton, Ga./Creekview H.S.
26	Evan Dickens	RB	17	Josh Beetham	TE	6-5	250	r-Jr.	Yorkville, Ill./Yorkville H.S. (Michigan)
29	Nico Dowdell	DB	17	Jackson Hamilton	LB	6-0	230	r-Jr.	Woodstock, Ga./Blessed Trinity H.S. (Louisville)
54	Caleb Dozier	LB	18	Troy Stevenson IV	DB	5-11	180	Fr.	Hunger, S.C./Philip Simmons H.S.
44	Kyle Eford	LB	18	Zion Taylor	WR	6-0	205	r-Fr.	Norcross, Ga./Norcross H.S.
89	Chris Elko	WR	20	Ben Guthrie	QB	5-10	185	r-Fr.	Alpharetta, Ga./Alpharetta H.S.
79	Jordan Floyd	OL	20	Christian Pritchett	DB	6-2	190	Fr.	Harvey, La./St. Augustine H.S.
31	Jonorian Fouts	LB	21	Omar Daniels	DB	6-0	190	r-Jr.	Moultrie, Ga./Colquitt County H.S. (Kansas State)
34	Myles Forristall	LB	21	Daylon Gordon	RB	5-9	185	r-Jr.	Eastman, Ga./Dodge County H.S.
25	Cedric Franklin II	DB	22	Colson Brown	QB	6-4	206	r-Fr.	North Augusta, S.C./North Augusta H.S.
72	Weston Franklin	OL	22	D.J. Moore	DB	6-1	195	r-So.	Loganville, Ga./Archer H.S.
46	Henry Freer	LS	23	Zachary Tobe	DB	6-2	195	So.	Ocoee, Fla./Ocoee H.S. (Illinois)
67	Joe Fusile	OL	24	Jayden Davis	DB	6-2	185	r-Fr.	Suwanee, Ga./Collins Hill H.S. (Cincinnati)
74	Benjamin Galloway	OL	24	Trent Davis	WR	5-11	175	r-Jr.	Douglas, Ga./Coffee H.S.
16	Syeed Gibbs	DB	25	Nick Bliss	WR	5-10	180	Fr.	Richmond Hill, Ga./Richmond Hill H.S.
86	Byland Goede	TE	25	Cedric Franklin II	DB	6-0	185	Fr.	Mableton, Ga./Kell H.S.
21	Daylon Gordon	RB	26	Evan Dickens	RB	5-11	195	r-Fr.	Roswell, Ga./IMG (Fla.) Academy
59	Thomas Gore	OL	26	Ben Hollerbach	DB	5-10	180	r-So.	Savannah, Ga./Benedictine Military Academy
76	Kai Greer	DL	27	Chad Alexander	RB	5-9	185	So.	Lawrenceville, Ga./Archer H.S.
20	Ben Guthrie	QB	27	Joshua Robinson	DL	6-6	265	Sr.	Douglasville, Ga./Douglas County H.S.
17	Jackson Hamilton	LB	28	Trelain Maddox	RB	6-1	210	Fr.	Stone Mountain, Ga./Parkview H.S.
15	Luke Harpring	TE	29	Nico Dowdell	DB	6-0	200	r-Fr.	Loganville, Ga./Loganville H.S.
11	Kevin Harris II	DL	29	Judson Petty	WR	5-11	190	Fr.	Chatsworth, Ga./North Murray H.S.
3	Ahmari Harvey	DB	30	Lawson Pritchett	DB	6-3	210	Fr.	Rabun Gap, Ga./Rabun Gap-Nacoochee School
85	Jackson Hawes	TE	31	Jonorian Fouts	LB	5-10	225	r-Fr.	Swainsboro, Ga./Swainsboro H.S.
11	Jamal Haynes	WR	32	Sylvain Yondjouen	DL	6-4	260	r-Sr.	Ruisbroek, Belgium/Don Bosco School
9	Romelo Height	DL	33	Aidan Birr	PK	6-1	200	r-So.	Kennedale, Texas/Kennedale H.S.
26	Ben Hollerbach	DB	34	Myles Forristall	LB	6-0	230	r-Fr.	Cartersville, Ga./Cartersville H.S.
81	Trey Horne	WR	35	Jacob Cruz	LB	6-4	245	So.	Kennesaw, Ga./North Cobb Christian School



2024 GEORGIA TECH FOOTBALL INFORMATION GUIDE

2024 ROSTER

NO.	NAME	POS.	HT.	WT.	CL.	HOMETOWN/HIGH SCHOOL (PREVIOUS COLL.)
36	Kace Adams	DB/LS	5-11	190	r-Fr.	Cartersville, Ga./Cartersville H.S.
37	Joseph Moseley	DB	6-0	185	Fr.	Marietta, Ga./Marietta H.S.
38	A.J. Cheeks	DB	5-10	180	r-Fr.	Lawrenceville, Ga./Mountain View H.S.
39	Will Kiker	DB	6-1	190	r-Fr.	Eljay, Ga./Gilmer County H.S.
39	James Whatley	P/PK	6-2	195	Fr.	Birmingham, Ala./Oak Mountain H.S.
40	Joshua Taylor	P	6-3	220	r-Fr.	Sharpsburg, Ga./Trinity Christian School
42	Luke Laughter	LB	6-0	220	Fr.	Atlanta, Ga./St. Pius X H.S.
43	David Shanahan	P	6-2	195	Sr.	Castleisland, Co. Kerry, Ireland/St. Patrick's Sec. School
44	Kyle Eford	LB	6-2	230	r-So.	Dacula, Ga./Dacula H.S.
45	Baylor Duncan	LB	6-0	195	Fr.	Cumming, Ga./South Forsyth H.S.
45	Andrew Nelms	PK/P	6-1	195	Fr.	Marietta, Ga./Pope H.S.
46	Henry Freer	LS	6-0	205	r-Sr.	College Park, Ga./Woodward Academy
47	Joshua Ruder	OL	6-5	270	r-Fr.	Loganville, Ga./Loganville H.S.
48	Joseph Stoever	LS	6-2	210	r-Fr.	Savannah, Ga./Benedictine Military Academy
49	Chuma Okoye	DL	6-0	230	r-Fr.	Dacula, Ga./Dacula H.S.
49	Ronnie Thomas	LS	5-10	215	r-So.	Warner Robins, Ga./Houston County H.S. (Kennesaw St.)
50	Tana Alo-Tupuola	OL	6-1	310	Fr.	Brownsburg, Ind./IMG (Fla.) Academy
51	Nacari Ashley	LB	6-3	210	r-Fr.	Marietta, Ga./Marietta H.S.
52	Austin Dean	LB	6-2	225	r-Jr.	Tampa, Fla./Berkeley Prep (Rutgers)
52	Harrison Moore	OL	6-5	290	Fr.	Southlake, Texas/Carroll H.S.
53	Jack Collins	LB	6-1	225	r-Fr.	Weddington, N.C./Weddington H.S.
54	Caleb Dozier	LB	6-2	225	Fr.	Dothan, Ala./Headland H.S.
54	Jordan Williams	OL	6-6	315	Sr.	Gainesville, Ga./Gainesville H.S.
55	Corey Robinson II	OL	6-5	305	r-Jr.	Roswell, Ga./Roswell H.S. (Kansas)
56	Jacob Benjamin	OL	6-4	295	r-Fr.	Flowery Branch, Ga./Cherokee Bluff H.S. (Army West Point)
57	Cade Adams	DL	6-0	285	r-Fr.	Dawsonville, Ga./Dawson County H.S.
58	Brandon Best	OL	6-4	305	r-So.	Tucker, Ga./Milton H.S.
59	Thomas Gore	DL	6-0	290	r-Sr.	Nashville, Ga./Brentwood Academy (Miami (Fla.))
59	Will Scissum	LS	6-2	260	r-Sr.	Marietta, Ga./The Walker School
60	Nick Pearson	OL	6-3	305	r-Fr.	Milton, Ga./Blessed Trinity H.S. (Kentucky)
64	Ryan Purves	OL	6-3	300	r-SO.	Marietta, Ga./Walton H.S.
67	Joe Fusile	OL	6-6	315	r-Jr.	Richmond Hill, Ga./Richmond Hill H.S.
68	Bobby Campbell	OL	6-3	285	Fr.	Adairsville, Ga./Adairsville H.S.
70	Jameson Riggs	OL	6-6	310	Fr.	Douglasville, Ga./Hiram H.S.
71	Jordan Brown	OL	6-5	315	r-Jr.	Long Beach, Calif./Jireh (N.C.) Prep Acad. (UNC Charlotte)
72	Weston Franklin	OL	6-4	310	Sr.	Jesup, Ga./Wayne County H.S.
73	Patrick Screws, Jr.	OL	6-5	310	r-Fr.	Eufaula, Ala./Eufaula H.S.
74	Benjamin Galloway	OL	6-4	310	r-Fr.	Powder Springs, Ga./Hillgrove H.S.
76	Kai Greer	OL	6-6	280	Fr.	Charlotte, N.C./Marvin Ridge H.S.
77	Keylan Rutledge	OL	6-4	310	Jr.	Royston, Ga./Franklin County H.S. (Middle Tennessee)
78	Ethan Mackenny	OL	6-4	310	Fr.	Marietta, Ga./Lassiter H.S.
79	Jordan Floyd	OL	6-6	315	Fr.	Lilburn, Ga./Parkview H.S.
80	Brett Seither	TE	6-5	240	r-Sr.	Clearwater, Fla./Clearwater Cent. Catholic H.S. (Georgia)
81	Trey Horne	WR	6-3	195	Fr.	Columbia, S.C./Rayburn Gap-Nacoochee (Ga.) School
82	Jackson Long	TE	6-4	225	r-So.	Hendersonville, Tenn./Beech H.S. (South Florida)
83	Blake Ragsdale	TE	6-4	235	Fr.	Nashville, Tenn./Montgomery Bell Academy
84	David Prince	TE	6-4	230	Fr.	Brunswick, Ga./Glynn Academy
85	Jackson Hawes	TE	6-5	260	r-Sr.	Salt Lake City, Utah/Highland H.S. (Yale)
86	Ryland Goede	TE	6-6	255	r-Sr.	Kennesaw, Ga./Kennesaw Mountain H.S. (Mississippi St.)
87	Bailey Stockton	WR	5-11	185	r-Fr.	Bogart, Ga./Prince Avenue Christian School
88	Zeek Biggers	DL	6-6	320	Sr.	Salisbury, N.C./West Rowan H.S.
89	Chris Elko	WR	6-1	195	r-Fr.	Roswell, Ga./Roswell H.S.
90	Jordan Boyd	DL	6-3	260	Fr.	Beech Island, S.C./Silver Bluff H.S.
91	Jaaymen Rochell	DL	6-4	295	r-So.	Duluth, Ga./North Gwinnett H.S.
92	Ty Thompson	DL	6-0	245	r-So.	Acworth, Ga./Allatoona H.S.
93	Drew Cohen	LB	6-3	240	Fr.	Milton, Ga./Milton H.S.
94	Uche Iloh	DL	6-5	275	Fr.	Fayetteville, Ga./McIntosh H.S.
95	Jason Jones	DL	6-2	295	r-Jr.	Hampton, Ga./Dutchtown H.S.
96	Shymeik Jones	DL	6-5	300	Fr.	Camden, S.C./Camden H.S.
97	Landen Marshall	DL	6-2	285	Fr.	Andalusia, Ala./Andalusia H.S.
99	Jordan van den Berg	DL	6-3	305	r-Jr.	Johannesburg, S. Africa/Providence Christ. Acad. (Penn St.)

NO.	NAME	POS.
94	Uche Iloh	DL
4	Abdul Jannah, Jr.	WR
96	Shymeik Jones	DL
39	Will Kiker	DB
10	Haynes King	QB
14	Graham Knowles	QB
7	Chase Lane	WR
42	Luke Laughter	LB
0	Christian Leary	WR
2	E.J. Lightsey	LB
13	Horace Lockett	DL
82	Jackson Long	TE
78	Ethan Mackenny	OL
28	Trelain Maddox	RB
97	Landen Marshall	DL
3	D.J. Moore	DB
52	Harrison Moore	OL
95	Jason Moore	DL
37	Joseph Moseley	DB
45	Andrew Nelms	PK/P
49	Chuma Okoye	LB
60	Nick Pearson	OL
29	Judson Petty	WR
12	Aaron Philo	QB
5	Clayton Powell-Lee	DB
84	David Prince	TE
20	Christian Pritchett	DB
30	Lawson Pritchett	LB
64	Ryan Purves	OL
5	Zach Pyron	QB
83	Blake Ragsdale	TE
16	Brody Rhodes	QB
70	Jameson Riggs	OL
55	Corey Robinson II	OL
27	Joshua Robinson	DL
91	Jaaymen Rochell	DL
47	Joshua Ruder	OL
8	Malik Rutherford	WR
77	Keylan Rutledge	OL
59	Will Scissum	LS
8	Makius Scott	DL
73	Patrick Screws, Jr.	OL
80	Brett Seither	TE
7	Taye Seymore	DB
43	David Shanahan	P
6	Rodney Shelley	DB
2	Eric Singleton, Jr.	WR
18	Troy Stevenson IV	DB
87	Bailey Stockton	WR
48	Joseph Stoever	LS
0	Treniyas Tatum	LB
18	Zion Taylor	WR
40	Joshua Taylor	P
49	Ronnie Thomas	LS
92	Ty Thompson	DL
23	Zachary Tobe	DB
39	James Whatley	P/PK
54	Jordan Williams	OL
32	Sylvain Yondjouen	DL
99	Jordan van den Berg	DL

MEET THE YELLOW JACKETS





57

CADE ADAMS

DL • 6-0 • 285 • r-Fr.
Dawsonville, Ga./Dawson County

2023 (True Freshman): Did not see game action ... Redshirted.

Personal: Majoring in business administration ... Named one of four team captains for Georgia Tech's 2024 White vs. Gold Spring Game.



36

KACE ADAMS

DB/LS • 5-11 • 190 • r-Fr.
Cartersville, Ga./Cartersville

2023 (True Freshman): Did not see game action ... Redshirted.

Personal: Majoring in building construction.



27

CHAD ALEXANDER

RB • 5-9 • 185 • So.
Lawrenceville, Ga./Archer

2023 (True Freshman): Earned playing time in nine games as a walk-on true freshman, primarily on special teams ... Made three tackles on the season (one solo) vs. Bowling Green (Sept. 30), No. 17 Miami (Fla.) (Oct. 7) and No. 1 Georgia (Nov. 25) ... Recovered a muffed punt in the 30-16 win at Wake Forest (Sept. 23).

Personal: Majoring in business administration.



50

TANA ALO-TUPUOLA

OL • 6-1 • 310 • Fr.
Brownsburg, Ind./IMG Academy

High School: Rated as a three-star prospect by Rivals, 247Sports and ESPN ... Ranked as the No. 7 center in the nation by ESPN ... Began prep career at Brownsburg (Ind.) H.S. before transferring to the IMG Academy in Bradenton, Fla. and playing for IMG's prestigious national team ... Helped lead IMG to a 10-0 record as a senior in 2023 ... Helped pave the way for IMG to average nearly 34 points per game against a grueling schedule that included several top teams from across the country ... Team captain ... Selected to participate in Under Armour All-American Bowl and Polynesian Bowl ... Coached by Billy Miller ... Aspires for a career in real estate.

Personal: Majoring in business administration.



51

NACARI ASHLEY

LB • 6-3 • 210 • r-Fr.
Marietta, Ga./Marietta

2023 (True Freshman): Saw action in first two games of the season vs. Louisville (Sept. 1) and South Carolina State (Sept. 9) but did not record any statistics ... Redshirted.

High School: Named first-team all-region for defense and offense by Recruit Georgia in 2022 ... Finished his senior season with 76 total tackles (48 solo), two forced fumbles, three pass breakups, three blocked kicks (two field goals, one punt) and four sacks on defense and more than 500 all-purpose yards and four touchdowns on offense ... Coached at Marietta by Richard Morgan.

Personal: Majoring in business administration.



17

JOSH BEETHAM

TE • 6-5 • 250 • r-Jr.
Yorkville, Ill./Yorkville (Michigan)

Michigan (2021-23): Appeared in 11 games over three seasons at Michigan, seeing action at tight end and on special teams ... Appeared in nine games as a redshirt sophomore in 2023, helping the Wolverines to a 15-0 campaign and national championship ... Played in one game apiece in 2021 and 2022 ... Two-time Special Teams Scout Team Player of the Week for his efforts in helping Michigan prepare for games against Maryland and Penn State in 2022 ... Two-time academic all-Big Ten honoree (2022 and 2023).

Illinois (2020): Did not see game action as a true freshman quarterback ... Retained season of eligibility due to Covid-19 pandemic.

High School: Named honorable mention all-state as a senior QB ... Two-time all-conference and all-area selection ... Coached by Dan McGuire ... Also an all-conference and all-area performer in basketball.

Personal: Pursuing a master's degree in management ... One of five siblings (two sisters, two brothers) ... Earned a bachelor's degree in education from Michigan in May 2024.



56

JACOB BENJAMIN

OL • 6-4 • 295 • r-Fr.
Flowers Branch, Ga./Cherokee Bluff (Army)

Army (2023): Did not see game action ... Redshirted.

Personal: Majoring in Economics

**58****BRANDON BEST****OL • 6-4 • 305 • r-So.
Tucker, Ga./Milton**

2023 (Redshirt Freshman): Appeared in eight games as a reserve offensive lineman ... Compiled an impressive 72.1 pass-blocking grade from Pro Football Focus over 13 offensive snaps.

2022 (True Freshman): Appeared in four games ... Redshirted.

High School: Rated as a three-star prospect by *Rivals*, *247Sports* and ESPN ... Ranked as the No. 31 offensive guard in the nation and the No. 66 overall prospect in the state of Georgia by *Rivals* ... Team captain helped lead Milton H.S. to 2021 Georgia 7A state championship game as a senior ... Helped pave the way for Milton QB Devin Farrell to throw for more than 2,000 yards and rush for nearly 1,000 and for RB Jordan McDonald to rush for 1,500-plus yards and 26 touchdowns in 2021 ... Invited to participate in 2020 Georgia Elite Classic, 2019 Georgia Coaches Association All-Star Football Classic and 2018 B2C All-America game ... Attended same high school as current Georgia Tech teammates Dylan Leonard, Anthony Minella and Paul Tchio ... Coached at Milton by Adam Clack.

Personal: Majoring in public policy.

**88****ZEEK BIGGERS****DL • 6-6 • 320 • Sr.
Salisbury, N.C./West Rowan**

2023 (Junior): Started in all 13 games at defensive tackle ... Ranked eighth on the team overall, second among defensive linemen and first among defensive tackles with 40 tackles (18 solo) ... Tied for fifth on the team with 4.0 tackles for loss and tied for sixth on the squad with 1.0 sack ... Recorded a season-high nine tackles, a half-sack, a fumble recovery and two passes deflected at Wake Forest (Sept. 23) ... Helped Tech clinch bowl berth with six tackles in win over Syracuse (Nov. 18) ... Had five tackles, including a season-best four solo stops, in Union Home Mortgage Gasparilla Bowl win over UCF (Dec. 22).

2022 (Sophomore): Saw action in all 12 games ... Recorded 32 total tackles (19 solo), one tackle for loss and one blocked kick on the season ... Made a season-best six stops against then-No. 17 Ole Miss (Sept. 17) ... Then tallied four tackles (two solo) in the huge 26-21 road win at then-No. 24 Pitt (Oct. 1) ... Recorded three tackles in back-to-back games against Virginia (Oct. 20) and Florida State (Oct. 29) ... Totaled five stops (three solo) in the season finale at then-No. 1 Georgia (Nov. 26).

2021 (Freshman): Appeared in nine games as a true freshman ... Played in nine-straight games beginning with the second contest of the season versus Kennesaw State (Sept. 11) before missing the final two games against No. 6 Notre Dame (Nov. 20) and No. 1 Georgia (Nov. 27) due to injury ... Finished his rookie season with nine tackles ... Recorded two tackles in four games — vs. Kennesaw State, at No. 6 Clemson (Sept. 18), at Duke (Oct. 9) and vs. Boston College (Nov. 13) ... Also saw a lot of time as the personal protector for freshman punter David Shanahan on Tech's punt protection/coverage unit.

High School: Rated as a three-star prospect by *247Sports* and ESPN ... Tabbed as the No. 71-ranked defensive tackle in the nation and the No. 58-ranked player in the state of North Carolina by ESPN ... Named

to all-county and all-conference teams as a junior ... Burst on the scene as a sophomore, when recorded 85 tackles (50 solo), 9.0 tackles for loss, 2.5 sacks and forced two fumbles ... Senior season was delayed to spring 2021 due to Covid-19 protocols in North Carolina ... Lettered in football, basketball, and track and field at West Rowan H.S. ... Coached by Joe Nixon.

Personal: Majoring in business administration.

CAREER HIGHS

Tackles: 9 at Wake Forest (Sept. 23, 2023)

Solo Tackles: 4 vs. UCF (Dec. 22, 2023)

Tackles for Loss: 1.5 vs. Bowling Green (Sept. 30, 2023)

Sacks: 0.5, twice - last vs. Bowling Green (Sept. 30, 2023)

Blocked Kicks: 1, twice - last at Ole Miss (Sept. 16, 2023)

CAREER STATISTICS**DEFENSIVE**

YR	G-GS	UT	AT	TT	TFL	SACK	FF/FR	BLK	QBH
2021	9-0	6	3	9	0.5-1	0-0-0	0/0	0	0
2022	12-0	19	13	32	1.0-2	0-0-0	0/0	1	0
2023	13-13	18	22	40	4.0-12	1.0-6	0/1	1	0
Total	34-13	43	38	81	5.5-15	1.0-6	0/1	2	0

**33****AIDAN BIRR****PK • 6-1 • 200 • r-So.
Kennedale, Texas/Kennedale**

2023 (Redshirt Freshman): Honorable mention freshman all-America selection by *College Football News* ... Made 17-of-19 field goals on the season, good for a .895 percentage895 field-goal percentage was the second-highest in Georgia Tech single-season history (behind only former teammate Gavin Stewart's .923 in 2022), the highest by a freshman in Tech history, the ninth-best in the nation in 2023 and the third-best among freshmen nationally ... Also made 37-of-38 PAT attempts on the season ... Led the team with 88 points, which were the sixth-most kicking points in Georgia Tech single-season history and the most ever by a Tech freshman ... 17 field goals made tied for the fourth-most in Georgia Tech single-season history and the most ever by a Tech freshman ... Seven of his 17 field goals came from 40 yards or more, which were the most field goals of 40-plus yards by a Yellow Jacket since three-time Super Bowl champion Harrison Butker made eight field goals from 40 yards or more as a senior at Tech in 2016 ... Birr made his collegiate debut in the second game of the season against South Carolina State (Sept. 9) and connected on both of his first two field goal attempts from 30 and 42 yards ... Took over the place-kicking duties full time the following week at Ole Miss (Sept. 16) ... After his first attempt at Ole Miss was blocked, he went on to make 11 in a row, beginning with a 22-yarder at Ole Miss ... The streak of 11-straight makes came to an end with his only non-blocked miss of the season, a 49-yarder as time expired at the end of the first half against No. 1 Georgia (Nov. 25) ... String of 11-straight makes included the 22-yarder at Ole Miss, 25-, 48- and 27-yarders at Wake Forest (Sept. 23), a 27-yarder at No. 17 Miami (Fla.) (Oct. 7), a 46-yarder against Boston College (Oct. 21), a 40-yarder against No. 17 North Carolina (Oct. 28), a 41-yarder at Virginia (Nov. 4), a 22-yarder against Syracuse (Nov. 18) and 25- and 45-yarders in the first half against Georgia ... After his miss in the waning seconds of the first half against UGA, he made his final four attempts of the season — a 40-yarder in the second half against Georgia and 36-, 29- and 38-yarders in the Yellow Jackets' 30-17 win over UCF in the Union Home Mortgage Gasparilla Bowl (Dec. 22).



2022 (True Freshman): Did not see game action ... Redshirted.

High School: Rated as a three-star prospect by Rivals and 247Sports ... A four-year all-district selection at Kennedale High School ... Named all-state in 2020 and 2021 ... As a junior, finished 10-for-16 on field goals and boomed 54 of his 79 kickoffs for touchdowns ... During his sophomore campaign, connected on 58 point-after attempts and three field goals in 11 games for 67 total points ... Also blasted 71 kickoffs at a 51.7-yard clip for 3,671 yards total ... Coached at Kennedale by Richard Barrett.

Personal: Majoring in business administration.

CAREER HIGHS

Field Goals Made: 3, 3x- last vs. UCF (Dec. 22, 2023)
Field Goal Attempts: 4 vs. No. 1 Georgia (Nov. 25, 2023)
Longest Field Goal Made: 48 at Wake Forest (Sept. 23, 2023)

CAREER STATISTICS

KICKING

Table with columns: YR, GP, FGM, FGA, LG, FG%, PATM, PATA. Total row shows 12, 17, 19, 48, 89.5, 37, 38.



1 LEO BLACKBURN

WR • 6-5 • 220 • r-Jr. Atlanta, Ga./Westlake

2023 (Redshirt Sophomore): Did not see game action while recovering from a knee injury sustained during spring practice.

2022 (Redshirt Freshman): Collegiate debut was delayed once again due to an injury sustained just before the start of fall camp ... Missed the first five games of the season ... Made highly anticipated debut versus Duke (Oct. 8) and didn't disappoint, hauling in three receptions for 49 yards, including a spectacular 37-yard touchdown catch, in the Yellow Jackets' 23-20 overtime win ... Closed the season with two catches for 32 yards in finale at No. 1 Georgia (Nov. 26).

2021 (Freshman): Sustained a season-ending injury during fall camp and missed the entire season ... Redshirted.

High School: Rated as a three-star prospect by Rivals, 247Sports and ESPN ... Classified as a tight end on recruiting profiles, was tabbed as the No. 18-ranked tight end in the nation and the No. 33-ranked player in the state of Georgia by Rivals ... Sports Illustrated all-America Candidate (2020) ... Had 50-plus catches for more than 1,000 yards and 10 touchdowns as a senior ... Helped lead Westlake to an 11-2 overall record and the semifinals of the Georgia G-A state playoffs as a senior in 2020 ... As a junior, helped lead Westlake to a first-place finish in Georgia 7-A Region 2 ... Registered more than 70 receptions, 1,300 receiving yards and 10 touchdowns during his prep career ... Invited to the Florida vs. Georgia All-Star Game ... Was a varsity performer in both football and baseball (as a standout pitcher) since his freshman year at Westlake H.S. ... Attended same high school as Georgia Tech teammates Jakiah Leftwich, Horace Lockett, Clayton Powell-Lee and Myles Sims ... Coached by Bobby May.

Personal: Majoring in business administration.

CAREER HIGHS

Receptions: 3 vs. Duke (Oct. 8, 2022)
Receiving Yards: 49 vs. Duke (Oct. 8, 2022)
Longest Reception: 37 vs. Duke (Oct. 8, 2022)
Receiving TDs: 1 vs. Duke (Oct. 8, 2022)

CAREER STATISTICS

RECEIVING

Table with columns: YR, G-GS, NO., YDS, TD, LG, Rec./G, Avg/C, Avg/G. Total row shows 7-1, 5, 81, 1, 37, 0.7, 16.2, 11.6.



25 NICK BLISS

WR • 5-10 • 180 • Fr. Richmond Hill, Ga./Richmond Hill

Personal: Majoring in Mechanical Engineering



9 AVERY BOYD

WR • 6-2 • 230 • Sr. Tallahassee, Fla./Godby

2023 (Junior): Appeared in all 13 games and made first two starts of his career at wide receiver ... Caught six passes for 81 yards and a pair of touchdowns ... First reception of his career was a 14-yard touchdown at No. 17 Ole Miss (Sept. 16) ... Hauled in a career-long 31-yard catch in first-career start, a 30-16 win at Wake Forest (Sept. 23) ... Had a 19-yard touchdown catch against Boston College (Oct. 21) ... Made second start of the season against No. 17 North Carolina (Oct. 28) ... Had 8-yard receptions against UNC and at Clemson (Nov. 11).

2022 (Sophomore): Saw action in six games, primarily on special teams ... Recorded one unassisted tackle in a win versus Western Carolina (Sep. 10).

2021 (Freshman): Saw action in six games ... Did not record any statistics on offense ... Made one tackle on special teams during win at Duke (Oct. 9).

2020 (Freshman - "Covid Year" - year of eligibility retained): Saw action in two games ... Made collegiate debut at Syracuse (Sept. 26) ... Sustained a season-ending injury versus Louisville (Oct. 9) ... Did not record any statistics.

High School: Rated as a three-star prospect by Rivals, 247Sports and ESPN ... Speedster has been timed under 4.4 seconds in 40-yard dash ... Selected by Tallahassee Democrat as one of the Florida Panhandle's 50 best offensive players in 2019 ... As a senior, helped Godby rebound from a 4-6 regular season to pull off upset wins in the first two rounds of the Florida 5A state playoffs to advance to the state quarterfinals ... Had 620 receiving yards and 10 touchdown receptions in 10 regular-season games as a senior ... Returned opening kickoff 82 yards for a touchdown to set the tone for Godby in its 38-14 win over Parker in the opening game of the 2019 Florida state playoffs ... Coached by Brandon McCray.

Personal: Majoring in literature, media and communication.

CAREER HIGHS

Receptions: 1, 6x - last at Clemson (Nov. 11, 2023)
Receiving Yards: 31 at Wake Forest (Sept. 23, 2023)
Longest Reception: 31 at Wake Forest (Sept. 23, 2023)
Receiving TDs: 1, twice - last vs. Boston College (Oct. 21, 2023)

CAREER STATISTICS

RECEIVING

YR	G-GS	NO.	YDS	TD	LG	Rec./G	Avg/C	Avg/G
2020	2-0			--	Redshirted	--		
2021	6-0	0	0	0	0	0.0	0.0	0.0
2022	7-0	0	0	0	0	0.0	0.0	0.0
2023	13-2	6	81	2	31	0.5	13.5	6.2
Total	28-2	6	81	2	31	0.2	13.5	2.9



90

JORDAN BOYD

DL • 6-3 • 260 • Fr.
Beech Island, S.C./Silver Bluff

High School: Rated as a three-star prospect by Rivals, 247Sports and ESPN ... Ranked as the No. 8 player in the state of South Carolina by Rivals ... All-state, all-region and all-area honoree ... Named Area Defensive Player of the Year as a junior in 2022 ... Selected to play in the Shrine Bowl of the Carolinas ... Helped lead Silver Bluff to a 9-4 record and third round of the South Carolina AA playoffs as a senior in 2023 ... Lifted team to third round of the playoffs with a game-winning interception return for a touchdown in second-round victory ... Helped anchor a defense that only allowed 13.8 points per game as a senior in '23 ... Amassed 162 tackles, 38 tackles for loss and 14 sacks over sophomore (2021) and junior (2022) seasons ... Four-year letterwinner ... Coached by De'Angelo Bryant ... Also a standout track performer ... Clocked 11.40 in the 100-meter dash and measured 34 feet, 7 inches in the triple jump as a junior ... Member of school-record-holding and state champion 4x100 team in 2021 ... Honor roll student ... Member of Key Club, Success Team Youth Council and Fellowship of Christian Athletes ... Several relatives have played major college football and in the NFL, including Raymond Chavous (Clemson), D'Wayne Bats (Northwestern, Chicago Bears and Minnesota Vikings), De'Angelo Bryant (Wake Forest) and Cordera Tankersley (Clemson, Miami Dolphins and Minnesota Vikings).

Personal: Jordan intends to major in civil engineering at Georgia Tech and aspires for a career in engineering or architecture.



98

AMONTRAE BRADFORD

DL • 6-5 • 250 • Fr.
Statesboro, Ga./Statesboro

High School: Rated as a three-star prospect by Rivals, 247Sports and ESPN ... Ranked as No. 41 edge rusher in the nation in 247Sports composite rankings ... Totaled 75 tackles, nine tackles for loss, five sacks and two forced fumbles as a senior in 2023 ... Helped lead Statesboro H.S. to its third state playoffs berth in four years but its first postseason win in 10 years as a senior in '23 ... Coached by Matt Dobson ... Also is participated in throws in track and field.

Personal: Majoring in architecture.



1

LAMILS BROOKS

DB • 6-2 • 200 • Sr.
Jacksonville, Fla./Trinity Christian Academy

2023 (Junior): Despite battling various injuries at times throughout the season, appeared in all 13 games and made 12 starts at strong safety ... Ranked third on the team in passes defended (7) and pass breakups (6) ... Finished fourth on the team in tackles (67) ... Was forced to leave the season opener versus Louisville (Sept. 1) early due to an injury and recorded just four tackles over the first two games of the season (one vs. Louisville and three vs. South Carolina State - Sept. 9) ... Bounced back to record 19 tackles over the next three games, including a career-high nine at No. 17 Ole Miss (Sept. 16) and vs. Bowling Green (Sept. 30) ... Turned in one of his finest performances of the season with two pass breakups and a critical interception in the end zone that thwarted a Miami (Fla.) scoring opportunity in the Yellow Jackets' 23-20 win over the No. 17 Hurricanes (Oct. 8) ... Had seven tackles against Boston College (Oct. 21) ... Once again matched his career high with nine tackles in win over No. 17 North Carolina (Oct. 28) ... Broke up two passes in 45-17 rout at Virginia (Nov. 4) ... Closed the regular season with six tackles in bowl-clinching win against Syracuse (Nov. 18) and narrow defeat to No. 1 Georgia (Nov. 25) ... Had five stops in Union Home Mortgage Gasparilla Bowl win over UCF (Dec. 22).

2022 (Sophomore): Earned third-team all-ACC recognition in first season as a starter ... Ranked the No. 3 safety in the ACC by *Pro Football Focus* ... Earned all-America grades (80 or higher) from PFF in both overall defense (81.5) and pass coverage (86.8) ... Played in all 12 games as a sophomore and started the last 10 games of the season ... Led the Yellow Jackets and tied for third in the ACC and 43rd nationally with three interceptions (Sept. 24 at UCF, Oct. 20 vs. Virginia, Nov. 19 at North Carolina) ... Returned INT vs. Virginia 37 yards for a touchdown ... His interception late in the third quarter at North Carolina snapped UNC all-American Drake Maye's sting of consecutive passes without an INT at 195, stalled a UNC drive inside its red zone and set up what proved to be the Yellow Jackets' game-winning, 81-yard touchdown drive in a 21-17 win over the No. 13-ranked Tar Heels ... Also led Tech and tied for 12th in the ACC with 10 passes defended (seven pass breakups to go along with three INTs) ... Led Tech's defensive backs and ranked fourth on the team overall with 52 tackles ... Had four or more tackles in 9-of-12 games ... Stuffed the stat sheet with a career-high nine tackles, 1.5 tackles for loss and two pass breakups to go along with his pick-six vs. Virginia ... Became one of only 16 NCAA Division I FBS players since 2000 with as many as nine tackles, a fumble recovery and an interception return for a touchdown in a game, and the first Yellow Jacket to pull off the feat since Bruce Jordan-Swilling at Virginia in 2017 (Tech is the only school with multiple players on the list) ... Also had two PBUs to help spur Jackets' wins at No. 24 Pitt (Oct. 8) and No. 13 UNC ... Had six tackles against Miami (Fla.) (Nov. 12) ... Recorded five stops apiece against Ole Miss (Sept. 17), at Florida State (Oct. 29) and at No. 1 Georgia (Nov. 26).

2021 (Freshman): Saw action in all 12 games, contributing both on special teams and as a reserve defensive back ... Recorded nine tackles ... Had a season-high three tackles at No. 6 Notre Dame (Nov. 20) ... Also had multiple stops (2) in win at Duke (Oct. 9) ... Recorded single tackles at No. 6 Clemson (Sept. 18), at Virginia (Oct. 23), vs. Virginia Tech (Oct. 30) and against No. 1 Georgia (Nov. 27).

2020 (Freshman – "Covid Year" – year of eligibility retained)

Saw action in four late-season conference games — at Boston College (Oct. 24), vs. Notre Dame (Oct. 31), vs. Duke (Nov. 28) and at NC State (Dec. 5) ... Made lone tackle of his freshman campaign at NC State.



High School: Rated as a four-star prospect by Rivals, 247Sports and ESPN ... A member of the prestigious Rivals250 and ESPN300 lists ... Tabbed as the No. 10-ranked cornerback in the nation and No. 21-ranked player in the state of Florida by Rivals ... Rated one of the top 15 recruits in Georgia Tech history by 247Sports ... Four-year letterwinner ... Team captain as a senior ... Broke up 16 passes and racked up 88 tackles over final two prep seasons ... Named freshman all-America in 2016 ... Helped lead Trinity Christian to 36 wins over seasons, including Florida 3A state championship as a freshman and state semifinals as a junior ... Coached by Verlon Dorminey.

Personal: Majoring in business administration ... One of Georgia Tech's most active student-athletes in community service projects ... His long list of volunteer activities includes: Jackets Without Borders - international service trip to Villa del Rio, Puerto Rico, in May 2022 to help rebuild houses that were destroyed by Hurricanes Irma and Maria in 2017; For Others - organization that helps prevent vulnerable children from being placed in the foster care system; Michael Isenhour Toy Drive - annual service project spearheaded by Georgia Tech's Student-Athlete Advisory Board (SAAB) to collect and deliver toys to the Atlanta Children's Shelter during the holiday season; Children's Health Care of Atlanta - was one of several Yellow Jackets that recently visited Children's Scottish Rite to spend time with patients ... Represented Georgia Tech at the 2023 Black Student-Athlete Summit in Los Angeles and the Atlantic Coast Conference Unity Tour in Washington, D.C. in summer of 2023 ... Also an active member Georgia Tech's Student-Athlete Advisory Board.



4 WARREN BURRELL

DB • 6-0 • 195 • R-Sr. Suwanee, Ga./North Gwinnett (Tennessee)

Tennessee (2019-23): Attended Tennessee from 2019-23 ... Experienced cornerback who had a career year in 2021 as one of the Vols' starters before missing the majority of the 2022 season with an upper body injury ... Played in 40 games with 22 starts, all at cornerback, and has two years of eligibility remaining ... Accumulated 89 total tackles, has nine PBUs, one interception and a fumble recovery to his credit ... Was targeted three times in 2023 but did not allow a reception in 23 snaps at corner in homecoming win vs. UConn (Nov. 4) ... Played 19 snaps at corner and tallied a pair of tackles in road win at Kentucky (Oct. 28) ... Had one special teams tackle at No. 11/8 Alabama (Oct. 21) ... Recorded his first-career interception to stop a fourth quarter drive in win over UTSA (Sept. 23) ... Did not allow a reception in 40 defensive snaps at corner in win over Austin Peay (Sept. 9), finishing with one tackle and a fumble recovery on a muffed punt in the first quarter that set up UT's first points ... Played 26 snaps at corner in season-opening win over Virginia (Sept. 2), recording one tackle ... Received a medical redshirt in 2022 after playing in just two games prior to sustaining a season-ending injury ... Started each of UT's first two games at corner in wins over Ball State (Sept. 1) and No. 17 Pitt (Sept. 10) ... Made four tackles in overtime road win at No. 17 Pitt (Sept. 10) ... Tied for the team lead with a career-high tying eight tackles while also posting a pass breakup in season-opening win over Ball State (Sept. 1) ... Posted the best season of his Tennessee career in 2021, starting all 12 games he played in at corner while setting career highs in tackles (41), TFLs (2.0) and passes defended (7) ... Capped the year with six tackles against Purdue in the TransPerfect Music City Bowl (Dec. 30) ... Tied a career high with eight tackles and set a new career high with three pass breakups in win vs. Vanderbilt (Nov. 27) ... Had four tackles in win vs. South Alabama (Nov. 20) ... Made three tackles vs. No. 1 Georgia (Nov. 13) ... Posted five tackles and a PBU in win at No. 18 Kentucky (Nov. 6) ... Did not play at No. 4 Alabama (Oct. 26) due to illness ... Recorded two tackles and allowed just one catch for seven yards vs. No. 13 Ole Miss (Oct. 16) ... Made four tackles and tied a career high with one TFL in win vs. South Carolina (Oct. 9) ... Totaled three tackles in win at Missouri (Oct. 2) ... Had one tackle and a PBU at No. 11 Florida (Sept. 25) ... Finished with two tackles and a two PBUs against Pitt (Sept. 11) ... Started at corner in season-opening win vs. Bowling Green (Sept. 2), making two tackles, including his first-career TFL ... Played in eight games in 2020 and started the final four games of the year at cornerback ... Totaled 17 tackles and one pass breakup ... Started and made two tackles in season finale vs. No. 5 Texas A&M (Dec. 19) ... Posted one tackle and a PBU in win at Vanderbilt (Dec. 12) ... In second straight start, set a new career high with eight tackles vs. No. 6 Florida (Dec. 5) ... Started for the first time on the season and notched four tackles at No. 23 Auburn (Nov. 21) ... Thrust into action as a true freshman cornerback in 2019, starting the first four games of the year ... Played in nine games and finished with 13 total tackles ... Totaled two tackles in start against Florida (Sept. 21) ... Logged a season-high four tackles in the second game of the year vs. BYU (Sept. 7) ... Started at corner in his collegiate debut vs. Georgia State (Aug. 31), making three tackles.

CAREER HIGHS

Tackles: 9, 3x - last vs. North Carolina (Oct. 28, 2023)
Solo Tackles: 7 vs. Bowling Green (Sept. 30, 2023)
Interceptions: 1, 4x - last at Miami (Fla.) (Oct. 7, 2023)
Long Interception Return: 37 vs. Virginia (Oct. 20, 2022)
Touchdowns: 1 vs. Virginia (Oct. 20, 2022)
Pass Breakups: 3 at Miami (Fla.) (Oct. 7, 2023)
Fumbles Recovered: 1 vs. Virginia (Oct. 20, 2022)

CAREER STATISTICS

DEFENSIVE

Table with columns: YR, G-GS, UT, AT, TT, TFL, PD, FF/FR, INT, QBH. Rows for 2020, 2021, 2022, 2023, and Total.



71 JORDAN BROWN

OL • 6-5 • 315 • R-Jr. Long Beach, Calif./Jireh Prep Academy (UNC Charlotte)

2023 (Redshirt Sophomore): Did not see game action.

2021-22 (UNC Charlotte): Has three seasons of eligibility remaining ... Appeared in seven games in 2022 ... Made his collegiate debut against Florida Atlantic on Aug. 27, 2022 ... Redshirted in 2021.

High School: Helped lead Jireh to a perfect 8-0 season in 2020 as a team captain ... Played basketball through high school before taking up football in prep school at Jireh Prep Academy in Matthews, N.C.

Personal: Majoring in business administration.

High School: Listed as a four-star recruit by Rivals and one of the top 30 prospects in Georgia ... Starred at North Gwinnett High School in Suwanee, Georgia ... Unanimous Georgia Class 7A all-state selection in 2017 ... Earned all-county honors as a senior in 2018 ... Had 61 tackles, seven interceptions, 11 pass breakups and two blocked kicks as a junior ... Led North Gwinnett to a 14-1 record and the Georgia Class 7A State Championship as a junior in 2017 ... Guided squad to a 10-3 mark and an appearance in the state quarterfinals as a senior in 2018.

Personal: Earned his bachelor's degree in communication studies from Tennessee in Dec. 2022 and his master's degree in agricultural leadership, education and communications in 2023.



15

TAH'J BUTLER

LB • 6-1 • 230 • Fr.
New Orleans, La./Edna Karr

High School: Rated as a three-star prospect by Rivals, 247Sports and ESPN ... Ranked as the No. 29 player in the talent-rich state of Louisiana by Rivals ... Named New Orleans Catholic League Defensive MVP and first-team all-league as a senior in 2023 ... Helped lead team to 10-2 record and semifinals of 2023 Louisiana Division I Select playoffs as a senior ... Coached by Brice Brown.

Personal: Majoring in biology ... Tah'j is the youngest of four siblings ... First name is pronounced tah-JAY.



68

BOBBY CAMPBELL

OL • 6-3 • 285 • Fr.
Adairsville, Ga./ Adairsville

Personal: Majoring in computer science



13

ISIAH CANION

WR • 6-4 • 210 • Fr.
Warner Robins, Ga./Warner Robins

High School: Rated as a four-star prospect by Rivals, 247Sports and ESPN ... No. 191 on the prestigious ESPN300 list ... Region Player of the Year as a senior (2023) ... Second-team all-region selection as a junior (2022) ... Caught 90 passes for 1,450 yards (16.1 avg.) and 16 touchdowns as a senior in 2023 ... Versatile athlete played wide receiver, quarterback and defensive back as a junior in 2022, amassing 584 passing yards, 395 receiving yards, 32 rushing yards and 12 total touchdowns (five passing, six receiving and one rushing) while also intercepting two passes in limited snaps on defense ... Also served as team's long snapper ... Four-year letterwinner helped lead Warner Robins to two state championships and one state runner-up finish ... Four-year captain ... Coached by Shane Sams ... Also a three-year letterwinner in baseball ... Honor roll student.

Personal: Majoring in business administration ... Member of Fellowship of Christian Athletes ... Enjoys participating in community service and volunteer work ... Lists his most memorable non-athlete achievement as being nominated by his classmates to represent their class on Warner Robins' homecoming court ... Aspires for a career in business management.



6

ANTHONY CARRIE

RB • 6-0 • 195 • Fr.
Tampa, Fla./Carrollwood Day School

High School: Rated as a four-star prospect and the No. 9 running back in the nation by Rivals ... Member of prestigious Rivals250 list ... Ranked as the No. 20 player in the talent-rich state of Florida by Rivals ... Ran for 3,818 and 55 touchdowns over the course of four prep seasons (38 games) ... Also caught 35 passes for 337 yards and three touchdowns in his high school career ... Had two 1,000-yard rushing seasons (1,200 as a senior in 2023 and 1,032 as a sophomore in 2021) ... Had 14 100-yard rushing games (including six as a senior) ... Ran for 20 touchdowns as a sophomore (2021), 16 as a junior (2022) and 12 as a senior (2023) ... Helped lead Carrollwood Day to a 26-14 record over his four seasons, including an 8-2 mark as a senior in '23 ... Coached by Marshall McDuffie.

Personal: Majoring in business administration.



14

NEHEMIAH CHANDLER

DB • 6-1 • 170 • Fr.
Jacksonville, Fla./Wakulla

High School: Rated as a three-star prospect by Rivals, 247Sports and ESPN ... First-team all-district honoree ... Versatile athlete played cornerback, wide receiver and quarterback over the course of his prep career ... Four-year letterwinner earned one letter apiece at four different high schools ... Began high school at Westside H.S. in Jacksonville, Fla. as a freshman (2020), then moving to the Tallahassee area, where he attended Godby H.S. as a (2021) and Munroe H.S. (2022) as a junior before returning to Jacksonville to attend Wakulla H.S. as a senior (2023) ... Helped lead Wakulla to an undefeated regular season and berth in the Florida 2S state playoffs as a senior in '23 ... Coached at Wakulla by Barry Klees ... Also played basketball ... Honor roll student.

Personal: Majoring in business administration.



38

AJ CHEEKS

DB • 5-10 • 180 • r-Fr.
Lawrenceville, Ga./Mountain View

2023 (True Freshman): Did not see game action ... Redshirted

Personal: Majoring in business administration.



93

DREW COHEN

LB • 6-3 • 240 • Fr.
Milton, Ga./Milton

Personal: Majoring in business administration.



53

JACK COLLINS

LB • 6-1 • 225 • r-Fr.
Weddington, N.C./Weddington

2023 (True Freshman): Did not see game action ... Redshirted.

Personal: Majoring in mechanical engineering.



3

TREY COOLEY

RB • 5-10 • 205 • Sr.
Raleigh, N.C./Knightdale (Louisville)

2023 (Junior): Saw action in 12-of-13 games ... Ranked fourth on the team (third among running backs) in rushing yards (274), rushing attempts (64) and yards per carry (4.3) ... Also had 11 catches for 112 yards and a touchdown ... Three rushing touchdowns ranked fourth on the team and four total touchdowns tied for fifth on the squad ... All of his statistical production came in the first eight games of the season ... Had at least nine touches in six of the first seven games of the year ... Opened the season by rushing nine times for 52 yards and two scores against his former team, Louisville (Sept. 1) ... Had his best statistical outing of the season in the home opener against South Carolina State (Sept. 9), totaling 154 yards from scrimmage (93 rushing, 61 receiving) and two touchdowns (one rushing, one receiving) on just 12 touches (10 carries, two receptions) in 48-13 win ... Recorded his longest reception of the regular season, a 55-yard touchdown catch, in the win over S.C. State ... Had 17 touches – 13 carries for 51 yards and four receptions for five yards – at No. 17 Ole Miss (Sept. 16) ... Rushed nine times for 24 yards in 23-20 win at No. 17 Miami (Fla.) (Oct. 7) ... Totaled 68 yards (12 carries for 31 yards, one reception for 37 yards) against Boston College (Oct. 21) ... Missed the Nov. 4 game at Virginia before returning to action but not recording any statistics over the final four games of the season.

Louisville (2021-22): Attended Louisville from 2021-22 ... Appeared in seven games as a sophomore ... Finished with 59 carries for 278 yards and two touchdowns ... Averaged 4.7 yards per carry ... Also hauled in nine receptions for 66 yards and a touchdown through the air ... Ran for 70 yards or better in three games – vs. South Florida (75 yards), at Virginia (77 yards, one TD) and vs. Pitt (75 yards) ... Appeared in 12 games as a freshman in 2021, making one start ... Finished with 86 carries for 431 yards and one touchdown, averaging 5.0 yards per carry ... Also caught 12 passes for 173 yards (14.4 yards per catch) and two receiving touchdowns ... Ran for better than 90 yards twice, including his 13-carry, 112-yard day on the ground against Boston College ... also took 18 carries for 92 yards and a touchdown in the First Responder Bowl against Air Force.

High School: Attended Knightdale High School where he was ranked a four-star prospect by *247Sports* ... Ranked as the No. 7 running back and No. 9 player overall in North Carolina ... Enrolled early at Louisville, forgoing his senior season after it was moved to the spring ... Rushed 98 times for 959 yards and 14 touchdowns in seven games as a junior ... Carried 125 times for 931 yards and seven touchdowns during his sophomore season.

Personal: Majoring in history, technology and society.

CAREER HIGHS

Rush Attempts: 13 at No. 17/19 Ole Miss (Sept. 16, 2023)
Rushing Yards: 93 vs. South Carolina State (Sept. 9, 2023)
Rushing TDs: 2 vs. Louisville (Sept. 1, 2023)
Longest Rush: 23 vs. Louisville (Sept. 1, 2023)
Receptions: 4 at No. 17/19 Ole Miss (Sept. 16, 2023)
Receiving Yards: 61 vs. South Carolina State (Sept. 9, 2023)
Receiving TDs: 1 vs. South Carolina State (Sept. 9, 2023)
Longest Reception: 55 vs. South Carolina State (Sept. 9, 2023)

CAREER STATISTICS

RUSHING

YR	G-GS	ATT	YDS	TD	LG	Avg/C	Avg/G
2023	12-0	64	274	3	23	5.3	22.8
Total	12-0	64	274	3	23	5.3	22.8

RECEIVING

YR	G-GS	NO.	YDS	TD	LG	Rec./G	Avg/C	Avg/G
2023	12-0	11	112	1	55	0.9	10.2	9.3
Total	12-0	11	112	1	55	0.9	10.2	9.3



35

JACOB CRUZ

LB • 6-4 • 245 • So.
Kennesaw, Ga./North Cobb Christian School

2023 (True Freshman): Appeared in 10 games, primarily on special teams ... Recorded his first career fumble recovery against Syracuse (Nov. 18) ... Also finished the season with one tackle (at Virginia).

High School: Rated as a three-star prospect by Rivals, 247Sports and ESPN ... Is the No. 61-ranked outside linebacker in the nation by ESPN ... 2022 Georgia Region 6-2A Defensive Player of the Year ... Two-time first-team all-region honoree ... Versatile athlete played on both sides of the ball (linebacker and wide receiver) and lettered in three different sports (football, basketball and track) at North Cobb Christian School ... Amassed 218 tackles (97 as a senior in 2022, 121 as a junior in 2021) and 17.5 tackles for loss (14.5 as a senior, 3.0 as a junior) over his final two high school seasons ... Also caught 49 passes for 800 yards and six touchdowns during last two prep campaigns, highlighted by 29 receptions for 519 yards and five touchdowns as a senior ... Helped lead North Cobb Christian to a 10-2 record as a senior ... Coached at NCCS by Matt Jones ... High school teammate of fellow Georgia Tech signee Gabriel Fortson.

Personal: Majoring in business administration.



21

OMAR DANIELS

DB • 6-0 • 190 • r-Jr.
Moultrie, Ga./Colquitt County (Kansas State)

2023 (Redshirt Sophomore): Saw action in 10 games, primarily as a nickel back, and made one start (Oct. 28 vs. North Carolina) ... Finished the season with four tackles (all solo), a tackle for loss and a pass defended ... Made his first tackle as a Yellow Jacket in the season opener vs. Louisville (Sept. 1) ... Made two stops, including a TFL, against Bowling Green (Sept. 30) ... Did not appear in three of the final four games of the regular season (Nov. 11 at Clemson being the exception), but returned to make a tackle in 30-17 Union Home Mortgage Gasparilla Bowl win over UCF (Dec. 22).

Kansas State (2021-22): Has three seasons of eligibility remaining

after transferring from Kansas State ... Played in 11 games over two seasons as a reserve cornerback at KSU ... Made one tackle his collegiate debut in the 2021 Texas Bowl vs. LSU ... Played in 10 games as a redshirt freshman in 2022 ... Had tackles against Missouri and in the Sugar Bowl vs. Alabama during redshirt freshman campaign.

High School: Rated as a three-star prospect by *Rivals*, *247Sports* and ESPN ... Earned first-team all-region honors as a junior and senior ... Helped lead Colquitt County to a combined 18-4 record over his final two seasons – 9-3 with a trip to the second round of the Georgia 7A state playoffs in 2019 and 9-1 in 2020 ... Recorded 35 tackles, one tackle for loss, four pass breakups and two interceptions as a senior in '20 ... Coached by Justin Rogers.

Personal: Majoring in history, technology and society.



24

JAYDEN DAVIS

DB • 6-2 • 185 • r-Fr.
Suwanee, Ga./Collins Hill (Cincinnati)

2023 (Cincinnati): Saw action in two games as a true freshman (vs. Houston and vs. West Virginia) ... Did not record any statistics ... Redshirted.

High School: Rated as a three-star prospect by *Rivals*, *247Sports* and ESPN ... Ranked among the top 50 overall prospects in the state of Georgia by both *Rivals* and ESPN ... Senior season was cut short due to injury, but still garnered all-county recognition from the Touchdown Club of Gwinnett County ... Earned all-region and all-county honors as a junior in 2021, when he recorded 65 tackles (59 solo), three interceptions and eight pass breakups while helping lead Collins Hill to a 15-0 record, the Georgia 7-A state championship and a No. 3 final national ranking ... His 2021 Collins Hill team was the first to play in the highest classification in Georgia and win every game by at least 15 points since 1971 ... Coached by Lenny Gregory.

Personal: Majoring in business administration.



24

TRENT DAVIS

WR • 5-11 • 175 • r-Jr.
Douglas, Ga./Coffee

2023 (Redshirt Sophomore): Did not see game action.

2022 (Redshirt Freshman): Did not see game action.

2021 (Freshman): Did not see game action ... Redshirted.

High School: Played wide receiver at Coffee H.S. in Douglas, Ga. ... Invited to participate in 2020 Georgia vs. Florida High School Showcase all-star game.

Personal: Majoring in business administration ... Member of the ACC academic honor roll.



52

AUSTIN DEAN

LB • 6-2 • 225 • r-Jr.
Tampa, Fla./Berkeley Prep (Rutgers)

2023 (Junior): Did not see game action ... Redshirted.

2021-22 (Rutgers): Has two seasons of eligibility remaining ... Played in 20 games over two seasons at Rutgers – all 12 as a sophomore in 2022 (including one start at linebacker) and eight as a true freshman in 2021) ... Totaled 19 tackles as a sophomore in 2022 ... Had a career-high six tackles in first-career start versus No. 11 Penn State (Nov. 19) ... Had four tackles against No. 4 Michigan (Nov. 5) and in a win over Wagner (Sept. 10) ... Made his collegiate debut on Oct. 9, 2021 against No. 11 Michigan State.

High School: Played high school ball at Berkeley Prep in Tampa, Fla. ... Rated as a three-star prospect by *247Sports* and ESPN ... Racked up 174 tackles, 49 tackles for loss and 18 sacks during prep career ... Totaled 73 tackles, six quarterback hurries, three TFL, three sacks, three blocked kicks and an interception as a senior in 2020, when he helped lead Berkeley Prep to a 7-2 record and a No. 19 overall ranking in the football-rich state of Florida ... Had 40 tackles, 21 TFL, six sacks, 13 hurries, three pass break-ups, three blocked punts, one blocked field goal and a forced fumble as a junior in 2019, en route to all-county recognition from the Tampa Bay Times ... Coached at Berkeley Prep by Dominick Ciao.

Personal: Majoring in economics.



26

EVAN DICKENS

RB • 5-11 • 195 • r-Fr.
Roswell, Ga./IMG Academy

2023 (True Freshman): Appeared in 12 games, primarily on special teams and a reserve running back ... Recorded a career-high six carries for 29 yards in the 48-13 win vs. South Carolina State (Sept. 9) ... Had one carry for 2 yards at No. 17 Ole Miss (Sept. 16) ... Rushed three times for 15 yards at Virginia (Nov. 4) ... Made a tackle in punt coverage against Boston College (Oct. 21).

High School: Rated as a three-star prospect by *247Sports* and ESPN ... Transferred to IMG Academy for his senior season ... Rushed for 480 yards and nine touchdowns on 57 carries as a senior ... Also hauled in three receptions for 31 yards ... Ran for 100 yards on 13 carries with three touchdowns in the ESPN High School Showcase game as IMG Academy defeated Central-Phenix City ... Coached at IMG Academy by Billy Miller ... Before transferring to IMG, attended Blessed Trinity H.S. in Roswell, Ga., where he rushed for 698 yards, seven touchdowns and 7.5 yards per carry as a junior ... Coached at Blessed Trinity by current Georgia Tech director of high school relations Tim McFarlin ... Played at Blessed Trinity with current Yellow Jackets' teammate Englan Williams.

Personal: Majoring in business administration.



29

NICO DOWDELL

DB • 6-0 • 200 • r-Fr.
Loganville, Ga./Loganville

2023 (True Freshman): Did not see game action ... Redshirted.

High School: Rated as a three-star prospect by 247Sports and ESPN ... No. 64-ranked safety in the nation and No. 97-ranked prospect from the state of Georgia by ESPN ... Named first-team all-region on defense ... Two-way player who recorded 47 tackles (27 solo), three interceptions and four pass breakups on defense as well as 21 receptions for 446 receiving yards and 10 touchdowns on offense ... Helped lead Loganville to the playoffs ... Coached at Loganville by Brad Smith.

Personal: Majoring in business administration.



54

CALEB DOZIER

LB • 6-2 • 225 • Fr.
Dothan, Ala./Headland

High School: Rated as a three-star prospect by Rivals, 247Sports and ESPN ... Versatile athlete starred at both linebacker and tight end at Headland H.S. ... Recorded 195 tackles over his final two prep seasons, with 122 tackles, 29.0 tackles for loss and 11 sacks as a senior in 2023 and 73 tackles, 18 TFL and five sacks as a junior in 2022 ... Caught 47 passes for 817 yards and 10 touchdowns as a senior in '23 after hauling in 54 receptions for 1,009 yards and 11 TD as a junior in '22 ... Helped lead Headland to a 10-3 record and appearance in the 2023 Alabama 5A quarterfinals as a senior ... Selected to participate in Alabama North-South all-star game ... Coached at Headland by Reginald Melton.

Personal: Majoring in business administration ... Aspires for a career in physical therapy.



45

BAYLER DUNCAN

LB • 6-0 • 195 • Fr.
Cumming, Ga./South Forsyth

Personal: Majoring in business administration.



44

KYLE EFFORD

LB • 6-2 • 230 • r-So.
Dacula, Ga./Dacula

2023 (Redshirt Freshman): Appeared in all 13 games at linebacker, starting the final seven games of the season ... Led the team with 81 tackles, 12 more than any other player, despite only being in the starting lineup for the second half of the season ... Became the first freshman to lead Georgia Tech in tackles since Darryl Smith tied for the team lead as a freshman in 1999 before going on to a 12-year NFL career with the Jacksonville Jaguars and Baltimore Ravens ... Was the first Tech freshman to lead the team in tackles outright since Richardo Wimbush (91) in 1999 ... Also recorded a sack, an interception and a quarterback hurry on the year ... Totaled double-digit stops twice on the year - 10 in the 45-17 win at Virginia (Nov. 4) and 11 in the 31-22 win vs. Syracuse (Nov. 18) (11) ... Also recorded seven tackles (three solo) in the 48-13 win vs. South Carolina State (Sept. 9) ... Tallied five tackles vs. Bowling Green (Sept. 30 and at then-No. 17 Miami (Oct. 7) ... Then recorded six stops in back-to-back weeks vs. Boston College (Oct. 21) and vs. then-No. 17 North Carolina (Oct. 28) ... Recorded his first career sack at Clemson (Nov. 11) to go along with seven tackles ... Also recorded his first career interception against Syracuse (Nov. 18) ... Made eight stops (five solo) at then-No. 1 Georgia (Nov. 25) ... Had nine tackles in Union Home Mortgage Gasparilla Bowl win over UCF (Dec. 22).

2022 (True Freshman): Saw action in four games ... Recorded a tackle at No. 1 Georgia (Nov. 26) ... Redshirted.

High School: Rated as a three-star prospect by Rivals, 247Sports and ESPN ... Helped lead Dacula to back-to-back state semifinal appearances as a freshman and sophomore and returned to the semifinals as a senior ... Played both ways at running back and linebacker ... As a senior, recorded 160 tackles, 5.0 tackles for loss, a forced fumble and recovery, three interceptions (including a pick-six) and nine quarterback hurries ... Also rushed for 1,180 yards and 20 touchdowns as well as completed four-of-four passes for 100 yards ... In 2020, amassed 82 tackles (20 for losses) with 17 quarterback hurries, while also rushing for 1,426 yards and 22 touchdowns ... In 2019, recorded 62 tackles and three sacks, alongside 919 rushing yards and 16 touchdowns ... Coached at Dacula by Casey Vogt.

Personal: Brother, Joe, plays professional soccer for Motherwell F.C. in the Scottish First Division ... Kyle is majoring in business administration.

CAREER HIGHS

Tackles: 11 vs. Syracuse (Nov. 18, 2023)

Solo Tackles: 5 vs. Syracuse (Nov. 18, 2023)

Interceptions: 1 vs. Syracuse (Nov. 18, 2023)

CAREER STATISTICS

DEFENSIVE

YR	G-GS	UT	AT	TT	TFL	SACK	FF/FR	INT	QBH
2022	4-0	0	1	1	0.0-0	0.0-0	0/0	0	0
2023	13-7	37	44	81	1.0-9	1.0-9	0/0	1	2
Total	17-7	37	44	81	1.0-9	1.0-9	0.0	1	2

**89****CHRIS ELKO****WR • 6-1 • 195 • r-Fr.**
Roswell, Ga./Roswell**2023 (True Freshman):** Did not see game action ... Redshirted.**Personal:** Majoring in mechanical engineering.**79****JORDAN FLOYD****OL • 6-6 • 315 • Fr.**
Lilburn, Ga./Parkview**High School:** Rated as a three-star prospect by Rivals, 247Sports and ESPN ... All-region selection ... Invited to participate in prestigious Under Armour All-America camp ... Four-year letterwinner at left tackle for Parkview H.S. (alma mater of Georgia Tech offensive coordinator Buster Faulkner) ... Helped lead Parkview to four-straight state playoff appearances ... Coached by Joe Sturdivant ... Honor roll student.**Personal:** Oldest of four siblings ... Intends to major in business administration at Georgia Tech.**31****JONORIAN FOOTS****LB • 5-10 • 225 • r-Fr.**
Swainsboro, Ga./Swainsboro**2023 (True Freshman):** Did not see game action ... Redshirted.**Personal:** Majoring in civil engineering.**34****MYLES FORRISTALL****LB • 6-0 • 230 • r-Fr.**
Cartersville, Ga./Cartersville**2023 (True Freshman):** Did not see game action ... Redshirted.**Personal:** Majoring in business administration.**25****CEDRIC FRANKLIN II****DB • 6-0 • 185 • Fr.**
Mableton, Ga./Kell**High School:** Rated as a three-star prospect by Rivals, 247Sports and ESPN ... Versatile athlete played cornerback and quarterback at Kell H.S. ... With teams generally avoiding throwing in his area, Franklin II made 61 tackles with an interception, seven pass breakups and two fumble recoveries over final two prep seasons ... Also completed 11-of-14 passes for 229 yards (20.8 yards per completion) and three touchdowns in spot duty at QB as a senior in 2022 ... Named team's most improved player as a junior in 2022 ... Helped lead Kell to 19-4 overall record and 11-1 region record over final two seasons ... Coached by Bobby May ... Also lettered in basketball ... Cousin, Remy Lazarus, played DB at Georgia State ... Cedric is an honor roll student.**Personal:** Intends to major in business administration with a minor in law, science and technology (pre-law) at Georgia Tech.**72****WESTON FRANKLIN****OL • 6-4 • 310 • Sr.**
Jesup, Ga./Wayne County**2023 (Junior):** Started all 13 games as Georgia Tech's center ... Ranked second on the team with 884 offensive snaps, behind only guard Joe Fusile's 886 ... Was the Yellow Jackets' No. 2-rated pass blocker (71.3 grade) and run blocker (65.4) according to Pro Football Focus ... Also ranked second among Tech's offensive linemen in overall offensive grade (68.2), according to PFF ... Helped pave the way for Georgia Tech to rush for 203.8 yards per game, good for tops in the ACC and 12th nationally ... Also a key cog in an offensive front that allowed just 1.15 sacks per game, which also led the ACC and ranked 15th nationally.**2022 (Sophomore):** Started all 12 games at center ... Helped anchor an offensive front that had five different starting combinations in 12 games ... Ranked third among Georgia Tech's offensive linemen in total snaps with 649.**2021 (Freshman):** Appeared in five games as a reserve offensive lineman as a true freshman.**High School:** Rated as a four-star prospect by ESPN ... Tabbed as the No. 17-ranked offensive guard in the nation and the No. 30-ranked player in the state of Georgia by ESPN ... Recorded 58.5 pancake blocks as a senior in 2020 ... As a junior, led Wayne County HS to an 8-3 record and Georgia AAAAA second-round playoff appearance after transferring back to Georgia from nationally ranked No. 1 IMG Academy ... Selected to GACA North/South All-Star Classic ... Coached by Ken Cribb.**Personal:** Majoring in business administration.**46****HENRY FREER****LS • 6-0 • 205 • r-Sr.**
College Park, Ga./Woodward Academy**2023 (Redshirt Junior):** Appeared in all 13 games as Georgia Tech's long snapper ... Named to All-ACC Academic Team for the second-straight season in recognition of his performances on the field and in the classroom.**2022 (Redshirt Sophomore):** Saw action in 11 games at long snapper ... Recorded two tackles on the season ... Named to All-ACC Academic Team in recognition of his performances on the field and in the classroom.**2021 (Redshirt Freshman):** Saw action as Georgia Tech's long snapper in two games — vs. Virginia Tech (Oct. 30) and at Miami (Nov. 6).**2020 (Redshirt Freshman – “Covid Year” – year of eligibility retained):** Did not see game action.**2019 (Freshman):** Did not see game action.**High School:** Three-year letterwinner at Woodward ... Was primary long snapper during team's back-to-back 4AAAA regional championships in 2016, 2017 ... Multisport athlete, also lettered two years at first base in baseball ... Helped team make back-to-back 4AAAA regional championships (2017, 2018), making state quarterfinals both years.



Personal: Earned a bachelor's degree in chemical and biomolecular engineering from Georgia Tech in May 2023 ... Is currently enrolled in Georgia Tech's prestigious Ph.D. program in chemical and biomolecular engineering ... Is the first known football student-athlete to ever be enrolled in a Ph.D. program at Georgia Tech while still a member of the football team ... Aspires for a career as a chemical engineer ... Three-time member of ACC academic honor roll ... Has two younger brothers ... Father, Chris, played football at Davidson (1990-94).



16
SYEED GIBBS

DB • 6-0 • 190 • r-Sr.
Everett, Mass./Everett (Rhode Island)

Rhode Island (2022-23): Attended Rhode Island from 2022-23 ... Named NCAA Division I FBS freshman all-America in 2023 ... 2023 Jerry Rice Award Watch List (FBS Freshman of the Year) ... Appeared in 10 games as a redshirt freshman in 2023, recording 52 tackles (35 solo) and 3.0 tackles for loss ... Totaled three interceptions and six passes defended overall ... Allowed just one touchdown against him in 52 passing targets ... Talled six solo tackles in the season-opener at Georgia State (Aug. 31) ... Also had six stops at Maine (Sept. 15) ... Hauled in his first interception on the season against Bryant (Sept. 30) to go along with three tackles ... Recorded a season-high nine tackles, two for loss, and a career-high two interceptions at Brown (Oct. 7) ... Finished with seven tackles and 1.0 tackles for loss against New Hampshire (Oct. 28) ... Redshirted in 2022, appearing in four games on special teams ... Had one special teams tackle at Pitt (Sept. 24) ... Made his collegiate debut and had one special teams tackle at Bryant (Sept. 10).

Personal: Majoring in literature, media and communication.



67
JOE FUSILE

OL • 6-6 • 315 • r-Jr.
Richmond Hill, Ga./Richmond Hill

2023 (Redshirt Sophomore): Started all 13 games as Georgia Tech's left guard ... Named one of Georgia Tech's permanent captains for the season ... Also named an honorable mention all-ACC selection ... Led the team with 886 total plays ... Was Georgia Tech's top run blocker (66.8 grade) and top lineman in overall offensive grade (69.2), according to Pro Football Focus, and also ranked seventh among ACC guards in both categories ... Helped pave the way for Georgia Tech to rush for 203.8 yards per game, good for tops in the ACC and 12th nationally ... Also a key cog in an offensive front that allowed just 1.15 sacks per game, which also led the ACC and ranked 15th nationally.

2022 (Redshirt Freshman): One of Georgia Tech's best stories, walk-on earned a spot in the starting lineup as a redshirt freshman, appearing in 10 games and making eight starts (seven at right guard, one at left guard) ... Started seven of the first eight games of the season at RG (missing only Oct. 8 contest vs. Duke) ... Made first start at LG in win over Virginia Tech (Nov. 5) ... Missed the next game (Nov. 12 vs. Miami (Fla.)) due to injury, then played in a reserve role over the final two games of the season ... Nominated for the Burtsworth Trophy, which recognizes the nation's best player that began his career as a walk-on.

2021 (True Freshman): Did not see game action...Redshirted.

High School: Three-year starter at left tackle at Richmond Hill H.S. ... Led team in pancake blocks and anchored an offensive front that paved the way for one of the top rushing attacks in the Savannah area.

Personal: Majoring in civil engineering ... Member of ACC academic honor roll.



74
BENJAMIN GALLOWAY

OL • 6-4 • 310 • r-Fr.
Powder Springs, Ga./Hillgrove

2023 (True Freshman): Saw action in final four games of the season as a reserve offensive lineman – at Clemson (Nov. 11), vs. Syracuse (Nov. 18), vs. No. 1 Georgia (Nov. 25) and in the Union Home Mortgage Gasparilla Bowl vs. UCF (Dec. 22) ... Redshirted.

High School: Rated as a three-star prospect by Rivals, 247Sports and ESPN ... Is the No. 67 ranked offensive tackle in the nation and the No. 74 overall prospect in the state of Georgia by ESPN ... Two-time all-region selection, including first-team as a senior in 2022 ... Coached at Hillgrove by Justin DeShon ... Father, Kenya Galloway, played football at Clark Atlanta University and was a member of the Atlanta Police Department's Executive Protection Unit, providing security detail for Mayor Andre Dickens, before passing away in January 2024.

Personal: Majoring in business administration.



86
RYLAND GOEDE

TE • 6-6 • 255 • r-Sr.
Kennesaw, Ga./Kennesaw Mountain (Mississippi State)

Mississippi State (2023): Attended Mississippi State in 2023 ... Appeared in 11 games while making seven starts ... Made his Mississippi State debut against SE Louisiana (Sept. 2) ... Also started against Alabama (Sept. 30), Auburn (Oct. 28) and Ole Miss (Nov. 23) ... Hauled in first career reception for 18 yards against Ole Miss.

Georgia (2019-22): Saw action in 19 career games at Georgia from 2019-2022 ... Did not record any statistics.

High School: Four-star prospect by 247Sports, ESPN and Rivals ... Ranked as the No. 6 tight end nationally and the No. 23 prospect in the state of Georgia ... Finished his prep days as the Kennesaw Mountain all-time career leader in receptions, receiving yards and catches by a tight end ... Earned All-Region 3-7A First Team honors as both a junior and senior ... His senior season was cut short due to injury ... Named to the USA Today 2017 All-USA Georgia Second Team offense ... Hauled in 21 catches for 228 receiving yards and four touchdowns as a junior at Kennesaw Mountain ... Coached by Caleb Carmean.

Personal: His wife, Alexa Goede, played volleyball at Mississippi State in 2023 after four years at Georgia ... Dad, Chris, played football at Liberty ... Mother, Sara, played volleyball at Liberty ... Member of the Georgia baseball team in 2020-21.



21

DAYLON GORDON**RB • 5-9 • 185 • r-Jr.**
Eastman, Ga./Dodge County

2023 (Redshirt Sophomore): Appeared in 10 games, primarily on special teams ... Recorded a crucial tackle at Clemson (Nov. 11), snuffing out a fake punt attempt and making the stop deep in Clemson territory to force a turnover on downs, which led to a Georgia Tech touchdown.

2022 (Redshirt Freshman): Saw action in 10 games ... Completed a kick return for 8 yards against Miami (Fla.) (Nov. 12) ... Also recorded a blocked kick against Virginia (Oct. 20).

2021 (True Freshman): Did not see game action as a true freshman ... Redshirted.

High School: Two-time honorable mention all-state selection ... Rushed for 2,831 yards during three-year prep career, including 1,448 yards in 12 games as a junior in 2019 and 1,093 yards in eight games as a senior in 2020 ... Scored 36 total touchdowns (33 rushing, one kickoff return, one fumble return and one interception return), including 18 as a junior and 14 as a senior ... Had 11 100-yard rushing games, including five as a junior and six as a senior ... Averaged 7.6 yards per carry for his prep career, including a gaudy 8.4-yard average as a senior ... Added 138 tackles on defense, including four sacks, during the course of his high school career ... Had three interceptions, two fumble recoveries and a forced fumble ... Coached by Ken Cofer.

Personal: Majoring in business administration ... Member of the ACC academic honor roll ... Named one of four team captains for Georgia Tech's 2024 White vs. Gold Spring Game.



59

THOMAS GORE**DL • 6-0 • 290 • r-Sr.**
Nashville, Tenn./Brentwood Academy (Miami, Fla.)

Miami (2023): Played in all 13 games ... Recorded eight tackles, four tackles for loss and two sacks ... Notched both sacks in a win at Temple ... Had season-high three tackles against Bethune-Cookman ... Had solo stops against North Carolina, Louisville and in the PinStripe Bowl against Rutgers.

Georgia State (2019-22): Spent four seasons at nearby Georgia State ... Amassed 93 tackles, 22 tackles for loss and 11 sacks in four seasons ... Named honorable mention all-Sun Belt after recording 45 tackles, 9.5 TFL and 2.5 sacks as a redshirt freshman in 2021 ... Redshirted as a true freshman in 2019 and retained a season of eligibility in 2020 due to the Covid-19 pandemic.

High School: Rated as a two-star prospect by Rivals and 247Sports ... Named first-team all-state after helping lead Brentwood Academy to its fourth-straight state championship in 2018 ... Coached by Cody White ... Was also a state heavyweight champion in wrestling ... Threw shot put in track and field.

Personal: Majoring in economics ... Earned a bachelor's degree in American studies from Miami (Fla.) in May 2024.



76

KAI GREER**OL • 6-6 • 280 • Fr.**
Charlotte, N.C./Marvin Ridge

High School: Rated as a four-star prospect, the No. 11 player in the state of North Carolina and the No. 25 offensive tackle in the nation by Rivals ... All-state, all-county and all-conference honoree ... Four-year letterwinner at Marvin Ridge H.S. ... Selected to play in Shrine Bowl of the Carolinas ... Helped lead Marvin Ridge to North Carolina 4A state playoff appearances ... Coached by Aubrey Carter.

Personal: Majoring in materials science and engineering ... Was born in Palo Alto, Calif. and lived in Tulsa, Okla. before moving to Charlotte ... Father, the late Allen Gonzalez, played defensive line at Stanford and an all-state performer at Jenks H.S. in Tulsa.



20

BEN GUTHRIE**QB • 5-10 • 185 • r-Fr.**
Alpharetta, Ga./Alpharetta

2023 (True Freshman): Did not see game action ... Redshirted.

Personal: Majoring in business administration.



17

JACKSON HAMILTON**LB • 6-0 • 230 • r-Jr.**
Woodstock, Ga./Blessed Trinity (Louisville)

Louisville (2021-23): Attended Louisville from 2021-23 ... Appeared in 22 games and recorded 14 tackles (six solo), including a pass defended in three seasons with the Cardinals ... Made eight appearances in 2023, recording nine tackles (three solo) and one pass defended ... Appeared in 12 games in 2022, finishing with four tackles (two solo) on the season ... Redshirted in 2021, playing in two games ... Made his collegiate debut against Eastern Kentucky.

High School: Rated as a three-star prospect by Rivals, 247Sports and ESPN ... Slotted as the No. 38 inside linebacker and the No. 74 player in Georgia by 247Sports ... Rated by Rivals as the No. 47 defensive end and the No. 58 player in the state of Georgia ... First-team all-region ... Three-time state champion ... Coached by current Georgia Tech director of high school relations Tim McFarlin.

Personal: Majoring in history, technology and society.



15

LUKE HARPRING**TE • 6-3 • 225 • Fr.**
Atlanta, Ga./Marist School

High School: Rated as a four-star prospect, the No. 15 tight end in the nation and the No. 25 player in the state of Georgia by 247Sports ... Two-way player was a two-time all-state honoree as a defensive end, including first-team recognition as a senior in 2023 ... Earned all-region accolades at both tight end and defensive end as a senior (2023) ... Named all-metro at DE and WR and all-region at WR as a junior (2022) ... Set school record for sacks with 15 as a junior (2022) ... Despite playing



in a run-heavy offense, was a key part of Marist's high-powered attack both as a blocker in the run game and a pass-catcher, including 14 catches for 320 yards as a junior in '22 ... Helped lead Marist to the Georgia 4A state championship as a freshman (2020) and appearances in the state quarterfinals as a sophomore (4A – 2021), quarterfinals as a junior (6A – 2022) and semifinals as a senior (6A – 2023) ... Team captain ... Coached by Alan Chadwick ... Was also a standout basketball player (four-year letterwinner, two-year captain) ... Honor roll and dean's list student.

Personal: Majoring in architecture ... Father, Matt Harpring, was an All-America and Academic All-America basketball student-athlete at Georgia Tech who was selected in the first round of the 1998 NBA Draft and played 10 NBA seasons with the Orlando Magic, Cleveland Cavaliers, Philadelphia 76ers and Utah Jazz ... Mother, Amanda, was a swimmer at Cornell ... Grandfather, Jack Harpring, played football at Michigan ... Uncle, Pat Harpring, played basketball at Georgia Tech ... Aunt, Megan Harpring, played basketball at Georgia Tech ... Uncle, John Harpring, played football at Akron ... Luke is the oldest of four siblings ... Was born in Salt Lake City, Utah.



11

KEVIN HARRIS II

DL • 6-4 • 250 • Sr.
Loganville, Ga./Grayson (Alabama)

2023 (Junior): Had a breakout campaign as a junior, playing in all 13 games, making seven starts and finishing the season with 27 tackles, including two for loss and a sack ... Impressive numbers came after recording just eight tackles and none behind the line of scrimmage during the first three seasons of his collegiate career ... Opened the season with four tackles against Louisville (Sept. 1) ... Notched first tackle for loss against South Carolina State (Sept. 9) ... Had four stops against Bowling Green (Sept. 30), including first-career sack ... Saved his best performance of the year for last, recording a career-high five tackles in 30-17 win over UCF in the Union Home Mortgage Gasparilla Bowl (Dec. 22) ... Finished the season with at least one tackle in 12-of-13 games and multiple stops in 7-of-13 contests.

2022 (Sophomore): Saw action in nine games and made one start in at No. 13/11 North Carolina (Nov. 19) ... Recorded two tackles in the season opener against No. 4 Clemson (Sep. 5).

2021 (Freshman): Included on *The Athletic's* Bruce Feldman's annual preseason "Freaks List" for his ability to run 20-21 miles per hour with a 39-inch vertical jump and 31 reps in 225-pound bench press ... Saw action in all 12 games, contributing both at defensive end and on special teams ... Tallied six total tackles and a quarterback hurry for the season ... Had single tackles vs. Kennesaw State (Sept. 11), at No. 6 Clemson (Sept. 18), vs. No. 20 North Carolina (Sept. 25), at Duke (Oct. 9), at Virginia (Oct. 23) and at No. 6 Notre Dame (Nov. 20).

2020 (Alabama): Transfer from the University of Alabama ... Did not see game action in only season at Alabama.

High School: Rated a four-star prospect by *Rivals*, *247Sports* and *ESPN* coming out of Grayson H.S. ... Tabbed as the No. 5-ranked outside linebacker in the nation by *247Sports* and the No. 13-ranked player in the state of Georgia in the class of 2019 by *ESPN* ... Was the nation's No. 70-ranked player per PrepStar ... A member of the prestigious *ESPN* 300, Top247 and *Rivals* 250 lists ... Selected to play in the Under Armour All-America Game ... participated in Nike's "The Opening" Finals in Frisco, Texas in 2018 ... Recorded 71 tackles as a senior at Grayson, including 13.5 tackles for loss, 12.5 sacks, and 41 quarterback hurries ... Coached by Adam Carter ... Is one of four Grayson graduates on Georgia Tech's

current roster, joining Noah Collins, Jamal Haynes and Kenyatta Watson III.

Personal: Majoring in business administration.

CAREER HIGHS

Tackles: 4, twice - last vs. Bowling Green (Sept. 30, 2023)
Solo Tackles: 3 vs. Bowling Green (Sept. 30, 2023)

CAREER STATISTICS

DEFENSIVE

YR	G-GS	UT	AT	TT	TFL	SACK	FF/FR	INT	QBH
2021	12-0	4	2	6	0.0-0.0	0.0-0.0	0/0	0	0
2022	9-1	1	1	2	0.0-0.0	0.0-0.0	0/0	0	0
2023	13-7	14	13	27	2.0-12	1.0-8	0/0	0	2
Total	34-8	19	16	35	2.0-12	1.0-8	0/0	0	2



18

AHMARI HARVEY

DB • 6-0 • 180 • r-Jr.
Tallahassee, Fla./Florida State University School (Auburn)

2023 (Redshirt Sophomore): Saw action in 11 games and made six starts at cornerback ... Ranked second on the team and tied for fifth in the ACC with three interceptions ... Also had 31 tackles (28 solo), three pass breakups and a forced fumble ... Made first-career start in season opener against Louisville (Sept. 1), finishing with three tackles ... Broke up a pass at No. 17 Ole Miss (Sept. 16) ... First-career interception was a crucial one, as it set up a third-quarter touchdown in Georgia Tech's 23-20 win at No. 17 Miami (Fla.) (Oct. 7) ... Notched second INT in as many games against Boston College (Oct. 21) ... Made one of the Yellow Jackets' biggest defensive plays of the season when he leveled North Carolina WR Devontez Walker, forcing a fumble that was recovered with less than three minutes to go and sealed the Jackets' 46-42 win over No. 17 UNC (Oct. 28) ... Had four tackles in bowl-clinching win over Syracuse (Nov. 18) ... Turned in the finest performance of his young career in the Union Home Mortgage Gasparilla Bowl (Dec. 22), where he had an interception, two pass breakups and a season-best six tackles to help lead Tech to a 30-17 win over UCF.

2022 (Redshirt Freshman): Saw action in nine games ... Recovered his first career fumble against Virginia (Oct. 20) ... Also tallied his first solo tackle at Florida State (Oct. 29).

2021 (Auburn): Did not see game action as a true freshman ... Redshirted.

High School: Rated as a four-star prospect by *Rivals*, *247Sports* and *ESPN* in 2021 ... Ranked as the No. 5 safety in the country by *ESPN* and the No. 30 overall player in the state of Florida by *Rivals* ... Named *MaxPreps* small-school all-American ... Two-time first-team all-conference honoree ... Despite a shoulder injury, scored receiving, interception-return and kickoff-return touchdowns, while helping lead Florida State University School to a 10-1 record as a senior in 2020 ... Two-way player caught 40 passes for 642 yards and seven touchdowns and made 94 tackles with six interceptions as a junior in 2019 ... Coached by Jarrod Hickman ... Versatile athlete was also a state qualifier in the long jump.

Personal: Majoring in business administration.

CAREER HIGHS

Tackles: 6 vs. UCF (Dec. 22, 2023)
Solo Tackles: 6 vs. UCF (Dec. 22, 2023)
Fumbles Forced: 1 vs. No. 17 North Carolina (Oct. 28, 2023)
Fumbles Recovered: 1 vs. Virginia (Oct. 20, 2022)
Interceptions: 1, 3x - last vs. UCF (Dec. 22, 2023)



CAREER STATISTICS

DEFENSIVE

YR	G-GS	UT	AT	TT	TFL	SACK	FF/FR	INT	QBH
2022	9-0	1	0	1	0.0-0	0.0-0	0/0	0	0
2023	11-6	28	3	31	0.0-0	0.0-0	1/0	3	0
Total	20-6	29	3	32	0.0-0	0.0-0	1/0	3	0



85

JACKSON HAWES

TE • 6-5 • 260 • r-Sr.
Salt Lake City, Utah/Highland (Yale)

Yale (2019-23): Attended Yale from 2019-23 ... Recorded 35 receptions for 371 and six touchdowns at Yale ... Appeared in nine games in 2023 ... Hauled in nine receptions for 97 yards and a touchdown ... Recorded a season-high 36 receiving yards at Dartmouth (Oct. 7) ... Recorded his lone touchdown reception of the season against Penn (Oct. 21) ... Named second-team all-Ivy League in 2022 ... Appeared in 10 games ... Led the team with four touchdown receptions ... Finished with 13 catches for 139 yards ... 5-yard touchdown reception midway through the fourth quarter was the winning score in Yale's 19-14 victory at Harvard that clinched the Ivy League championship ... Had a season-high 47 receiving yards in win over Brown ... Appeared in all 10 games in 2021 ... Ranked sixth on the team with 13 catches and totaled 135 yards ... Caught a touchdown pass against Holy Cross on Sept. 18 ... Also had five tackles ... Wasn't able to compete in 2020 due to COVID-19 season cancellation ... Served role as reserve tight end in 2019.

High School: Earned National Football Foundation Junior Award ... Varsity letterman football all four years ... Varsity letterman basketball all four years ... Deseret News all-region 5A second-team football as a junior ... Deseret News all-region 5A first team as a senior ... Deseret News all-state 5A second team as a senior ... Senior year football Utah academic all-state ... Senior year basketball academic all-state ... Two-time football team captain ... Basketball all-region 5A second team ... Honor roll member.

Personal: Majoring in business administration.



11

JAMAL HAYNES

RB • 5-9 • 190 • r-Jr.
Loganville, Ga./Grayson

2023 (Redshirt Sophomore): Made the switch from wide receiver to running back during fall camp and went on to become Georgia Tech's first 1,000-yard rusher in five years ... Earned all-ACC honors as a running back (third team) and all-purpose performer (honorable mention) ... 2023 Union Home Mortgage Gasparilla Bowl MVP ... Played in all 13 games and made 12 starts at running back ... Led Georgia Tech and ranked fifth in the ACC/39th nationally with 1,059 rushing yards ... Became the first Yellow Jacket to rush for 1,000 yards in a season since QB Ta'Quon Marshall (1,146) and RB KirVonte Benson (1,053) both went over the 1,000-yard mark in 2017 ... Haynes' 1,059 rushing yards were the 15th-most in Georgia Tech single-season history ... Also caught 20 passes for 151 yards and returned two kickoffs for 47 yards, totaling 1,257 all-purpose yards ... Ranked 7th in the ACC and 76th nationally with 96.69 all-purpose yards per game ... Ranked second on the team in rushing touchdowns (7), total touchdowns (8) and yards per carry (6.1), all behind only QB Haynes King ... Had four 100-yard rushing games (113 vs. South Carolina State, 119 at Virginia, 104 at Clemson and 128 vs. UCF) ... Opened the season with 107 yards from scrimmage (51 rushing, 56 receiving) against Louisville (Sept. 1) ... Ran for 113 yards

on just nine carries (12.6 avg.), including a career-long 67-yard run and a 4-yard touchdown, in 48-13 win over South Carolina State (Sept. 9) ... Reached the 100-yard plateau in total yards from scrimmage in the third- and fourth-straight games to start the season with 100 yards at No. 17 Ole Miss (72 rushing, 28 receiving — Sept. 16) and Wake Forest (95 rushing, 13 receiving — Sept. 30) ... Scored second touchdown of the season on a victory-clinching 26-yard run at Wake ... Ran for just 33 yards at No. 17 Miami (Fla.) (Oct. 7) but carried defenders several yards into the end zone on a 4-yard touchdown run in the Yellow Jackets' 23-20 win ... The Miami game was the first of four-straight games that Haynes ran for a touchdown, as he also found paydirt against Boston College (Oct. 21), No. 17 North Carolina (Oct. 28) and at Virginia (Nov. 4) ... Ran for 80 yards in 46-42 win over UNC ... Had a career-high 119 rushing yards in 45-17 victory at UVA ... Went over the 100-yard mark rushing for the second-straight game and third time on the season with 104 yards at Clemson (Nov. 11) ... Scored twice (one rushing, one receiving) and amassed 99 total yards (82 rushing, 17 receiving) in bowl-clinching win over Syracuse (Nov. 18) ... Gashed No. 1 Georgia for 81 rushing yards (Nov. 25) ... Saved his best performance of the season for last, rushing for a career-high 128 yards on just 18 carries (7.1 avg.) in 30-17 Union Home Mortgage Gasparilla Bowl win over UCF (Dec. 22).

2022 (Redshirt Freshman): Appeared in nine games ... Did not record any statistics.

2021 (True Freshman): Saw action in two games as a true freshman — vs. Virginia Tech (Oct. 30) and No. 1 Georgia (Nov. 27) ... Did not record any statistics ... Redshirted.

High School: Rated as a three-star prospect by *Rivals*, *247Sports* and *ESPN* ... Tabbed as the No. 24-ranked athlete in the nation and the No. 55-ranked prospect in the state of Georgia by *Rivals* ... Has helped lead Grayson to more than 40 wins in four seasons on the varsity squad ... As a senior in 2020, led Grayson to a 14-0 record and the Georgia 7-A state championship ... Amassed over 2,100 total yards (passing, rushing, receiving and return) during his prep career, including 97 receptions for 1,417 yards and 10 touchdowns, as well as 202 rushing yards and three touchdowns on the ground ... First-team all-region honoree ... Coached by Adam Carter ... Is one of four Grayson graduates on Georgia Tech's current roster, joining Noah Collins, Kevin Harris and Kenyatta Watson III.

Personal: Majoring in business administration.

CAREER HIGHS

Rush Attempts: 19 at No. 17/19 Ole Miss (Sept. 16, 2023)

Rushing Yards: 128 vs. UCF (Dec. 22, 2023)

Rushing TDs: 1, 6x - last at Virginia (Nov. 4, 2023)

Longest Rush: 67 vs. South Carolina State (Sept. 9, 2023)

Receptions: 4 vs. Louisville (Sept. 1, 2023)

Longest Reception: 46 vs. Louisville (Sept. 1, 2023)

Receiving TDs: 1 vs. Syracuse (Nov. 18, 2023)

CAREER STATISTICS

RUSHING

YR	G-GS	ATT	YDS	TD	LG	Avg/C	Avg/G
2021	2-0						
							--Redshirted--
2022	9-0	0	0	0	0	0.0	0.0
2023	13-12	174	1,059	7	67	13.4	81.5
Total	24-12	174	1,059	7	67	7.3	44.1

RECEIVING

YR	G-GS	NO.	YDS	TD	LG	Rec./G	Avg/C	Avg/G
2021	2-0							
								--Redshirted--
2022	9-0	0	0	0	0	0.0	0.0	0.0
2023	13-12	20	151	1	46	1.5	7.5	11.6
Total	24-12	20	151	1	46	0.8	7.5	6.3



9

ROMELLO HEIGHT

DL • 6-3 • 240 • r-Jr.
Dublin, Ga./Dublin (Southern California)

Southern California (2022-23): Played two seasons at USC ... Played in 12 of the Trojans' 13 games as a redshirt sophomore in 2023, recording 21 tackles, six tackles for loss, four sacks and a fumble recovery ... Was limited to just two games as a sophomore in 2022, starting against Rice and Stanford before sustaining a season-ending shoulder injury.

Auburn (2020-21): Played two seasons at Auburn ... Appeared in just one game as a true freshman in 2020 (vs. LSU) and retained season of eligibility due to Covid-19 pandemic ... Made 19 tackles, including three for loss, as a freshman in 2021 ... Twice recorded a season-high four tackles at Arkansas (including a half TFL) and vs. Alabama (including a TFL).

High School: Rated as a four-star prospect by 247Sports ... Tabbed as the No. 24 outside linebacker in the nation and No. 35 overall prospect in the state of Georgia ... Named first-team MaxPreps Small Schools all-America and Georgia Class 2-A Defensive Player of the Year following his senior season in 2019 ... Amassed 27 tackles for loss, 16 sacks, two forced fumbles, two fumble recoveries and an interception that he returned 60 yards for a touchdown as a senior, helping lead Dublin to the Georgia 2A state championship ... Also caught two passes for 112 yards and a touchdown at wide receiver and returned a kickoff 43 yards during final prep season ... Coached by Roger Holmes.

Personal: Majoring in literature, media and communication ... Earned a bachelor's degree in American pop culture from USC in May 2024.



26

BEN HOLLERBACH

DB • 5-10 • 180 • r-Sr.
Savannah, Ga./Benedictine Military Academy

2023 (Redshirt Freshman): Did not see game action.

2022 (True Freshman): Did not see game action ... Redshirted.

High School: A four-year letterwinner on varsity, recorded 175 tackles (117 solo) and 4.0 tackles for loss over 40 career games ... Also hauled in five career interceptions, broke up 20 passes, forced and recovered three fumbles, including one for a touchdown ... Shined over his final two years, recording 66 tackles as a senior and 63 as a junior ... Helped lead Benedictine to a state championship in 2021, intercepting four passes, while recorded nine passes breakups ... Named All-Region 3-4A first team and all-Greater Savannah Defense his senior year ... Also played baseball in high school where he was voted to the 2022 3-AAAA all-region first team as a third baseman his senior year ... Attended same school as Georgia Tech teammate Gavin Stewart.

Personal: Majoring in civil engineering ... Member of the ACC academic honor roll.



81

TREY HORNE

WR • 6-3 • 195 • Fr.
Columbia, S.C./Raybun Gap-Nacoochee

High School: Rated as a three-star prospect by Rivals, 247Sports and ESPN ... Two-time all-state selection ... Conference Player of the Year ... Ultra-versatile player accounted for 4,743 yards (1,771 receiving, 1,552 rushing, 868 passing, 516 kickoff return, 36 punt return), 67 touchdowns (40 rushing, 16 receiving, 8 passing, 2 kickoff return, 1 punt return), 43 tackles, two interceptions and three forced fumbles during his prep career ... Helped lead Rabun Gap-Nacoochee to a 36-10 overall record ... Coached by Derek White ... Honor roll student ... Lists finishing renovation of his Jeep with his father as his most memorable non-athletic accomplishment ... Intends to major in business administration at Georgia Tech and aspires to become a CEO.

Personal: Majoring in business administration.



94

UCHE ILOH

DL • 6-5 • 275 • Fr.
Fayetteville, Ga./McIntosh

High School: Rated as a three-star prospect by Rivals, 247Sports and ESPN ... Honorable mention all-state and first-team all-county and all-region selection ... Did not begin playing football until sophomore year, but amassed 180 tackles, 37 tackles for loss and 23 sacks in his three seasons on the gridiron ... Also broke up eight passes, recovered three fumbles and forced two fumbles over the course of his prep career ... Coached by Derek Smith ... Was also a standout basketball player, having earned third-team all-state and Region Player of the Year recognition as a junior in 2022-23.

Personal: Majoring in international affairs ... Is the youngest of five siblings ... Was born in Newark, N.J. ... Aspires for a career in federal law enforcement ... Lists his most memorable non-athletic accomplishment as learning how to make pasta from scratch.



4

ABDUL JANNEH

WR • 6-3 • 195 • r-Sr.
Hanover, Pa./New Oxford (Duquesne)

2023 (Redshirt Junior): Appeared in 12 of 13 games in his first season as a Yellow Jacket ... Caught six passes for 122 yards ... Led the team with 20.3 yards per reception ... Tied for fourth on the team with two touchdown receptions ... Caught a 33-yard pass in Tech debut against Louisville (Sept. 1) ... Had only multi-reception game at Wake Forest (Sept. 23), hauling in two catches for 47 yards, including a 33-yard touchdown, in the Yellow Jackets' 30-16 road win ... Caught his second touchdown pass of the season, a 16-yarder, the next week against Bowling Green (Sept. 23) ... Also had an 8-yard catch at Miami (Fla.) (Oct. 7) and an 18-yarder at Virginia (Nov. 4).

2020-22 (Duquesne): Has two seasons of eligibility remaining after transferring from Duquesne ... Appeared in 11 games in 2022, finishing with 43 catches for 579 yards and nine touchdowns ... Hauled in eight catches for 121 yards and two touchdowns at Youngstown State ... Also hauled in two touchdowns against Stonehill and LIU ... Appeared in five games in 2021 ... Returned two punts for 22 yards versus Va.-Lynchburg



... Made one tackle at Sacred Heart ... Appeared in final four games of 2020-21 season (playing in the spring due to Covid-19 pandemic), redshirting ... Tallied eight receptions for 92 yards and a touchdown ... Made first collegiate start in NEC Championship game vs. Sacred Heart (April 11) ... Had three catches for season-high 42 yards including a season-long 29-yard reception in NEC Championship Game ... Finished with three receptions for 30 yards and his first career touchdown in win over LIU on March 21 ... Hauled in first career reception of 14 yards in win over Wagner ... Recorded a reception for 6 yards in win over Bryant.

High School: Recorded 57 receptions for 1,071 yards and 14 touchdowns, leading New Oxford H.S. in all three categories ... Garnered second team all-state honors ... Helped Colonialists to second round of district playoffs ... Holds the school records for career receptions, receiving yards and touchdowns ... Also a member of the basketball and track and field teams.

Personal: Has six sisters ... Sister, Jamila, was a member of the track and field team at Temple from 2012-16 ... Abdul is majoring in business administration.

CAREER HIGHS

Receptions: 2 at Wake Forest (Sept. 23, 2023)

Receiving Yards: 47 at Wake Forest (Sept. 23, 2023)

Receiving TDs: 1, twice - last vs. Bowling Green (Sept. 30, 2023)

Longest Reception: 33, twice - last at Wake Forest (Sept. 23, 2023)

CAREER STATISTICS

RECEIVING

YR	G-S	NO.	YDS	TD	LG	Rec./G	Avg/C	Avg/G
2023	12-0	6	122	2	33	0.5	20.3	10.2
Total	12-0	6	122	2	33	0.5	20.3	10.2



96

SHYMEIK JONES

DL • 6-5 • 300 • r-Fr.
Camden, S.C./Camden

2023 (True Freshman): Did not see game action ... Redshirted.

High School: Rated as a three-star prospect by *247Sports* and *Rivals* ... No. 10-ranked prospect out of South Carolina and No. 79-ranked defensive lineman in the nation by *247Sports* ... Multi-sport athlete, lettering two seasons in football and three in basketball (center), including two as a captain ... Invited to play in the 2022 Shrine Bowl, the Carolinas' high school all-star game ... Earned SCFCA All-State and all-region honors after his senior season ... Made 37 tackles, including six sacks, and was credited with 12 quarterback hurries as a senior ... Recorded 28 tackles, seven tackles for loss, one sack, a forced fumble, three fumble recoveries and an interception as a junior in 2021 ... Coached at Camden by Brian Rimpf ... Also played for former Georgia Tech linebacker P.J. Davis, who is a member of Camden's football staff.

Personal: Majoring in computer science.



39

WILL KIKER

DB • 6-1 • 190 • r-Fr.
Elijay, Ga./Gilmer County

2023 (True Freshman): Did not see game action ... Redshirted.

Personal: Majoring in civil engineering.



10

HAYNES KING

QB • 6-3 • 215 • r-Jr.
Longview, Texas/Longview (Texas A&M)

2023 (Redshirt Sophomore): Put together a historic first season as a Yellow Jacket, throwing for 2,842 yards and 27 touchdowns and rushing for 737 yards and 10 touchdowns ... Was one of only two Power Five players with at least 2,800 passing yards, 25 touchdown passes, 700 rushing yards and 10 touchdown runs in 2023, joining Heisman Trophy winner and No. 2 pick in the 2024 NFL Draft, Jayden Daniels of LSU ... Became only the fourth ACC player since 2000 with 2,800 passing yards, 25 touchdown passes, 700 rushing yards and 10 rushing touchdowns in a season, joining Clemson's Deshaun Watson (2015), Virginia Tech's Jerod Evans (2016) and Louisville's Lamar Jackson (2016 and 2017) ... Honorable-mention all-ACC ... Voted as a permanent team captain by his teammates ... Started all 13 games at quarterback ... Led the ACC and ranked ninth nationally in points responsible for (224) ... Led the ACC and ranked 12th nationally in touchdown passes (27) ... Ranked second in the ACC and 29th nationally in total offense (275.3 ypg) ... Ranked fourth in the ACC in passing yards (2,842) and yards per completion (12.58) ... Ranked eighth in the ACC in rushing touchdowns (10) ... Set a Georgia Tech single-season record with 37 touchdowns responsible for, breaking the previous record of 35 compiled by Joe Hamilton in 1999, when he finished second in voting for the Heisman Trophy ... 27 touchdown passes were the second-most in Georgia Tech single-season history (behind only Hamilton's 29 in '99) ... 3,729 yards of total offense were second-most in Georgia Tech single-season history (behind only Hamilton's 3,794 in '99) ... 226 completions were the second-most in Tech single-season history (behind Georgia Godsey's 249 in 2001) ... 2,842 passing yards ranked fourth in Georgia Tech single-season history, just 243 yards shy of Godsey's record of 3,085 (2001) ... After just one season as a Yellow Jacket, King ranks t-eighth, 13th and 16th in Tech history for career touchdown passes, passing yards and total offense, respectively ... Threw four touchdown passes in a game three times (vs. South Carolina State - Sept. 9, Bowling Green - Sept. 30 and North Carolina - Oct. 28), which tied Hamilton (1999) for the most games with at least four touchdown passes in Tech's single-season history ... Threw for at least 300 yards three times (313 vs. Louisville - Sept. 1, 307 at No. 17 Ole Miss - Sept. 16 and 348 vs. Bowling Green - Sept. 30), which is the third-most 300-yard passing games in a season and a career in Georgia Tech history ... Just 13 games into his Georgia Tech career, he owns 16% of the four-touchdown games (3-of-19) and 10% of the 300-yard games (3-of-31) by a passer in program history ... Opened the season by throwing for 313 yards and three touchdowns - the most ever by a passer in his Georgia Tech debut - and running for 53 yards against Louisville (Sept. 1) ... Completed 21-of-29 passes (72.4%) for 290 yards and four touchdowns in 48-13 win over South Carolina State (Sept. 9) ... Completed 28 passes - tied for the fourth-most in Georgia Tech single-game history and the third-most without an interception - for 307 yards and two touchdowns, while also running for 42 yards and a score at Ole Miss ... Had 275 yards of total offense (222 passing, 53 rushing) in 30-16 win at Wake Forest (Sept. 23) ... Threw for 348 yards - the 10th-highest total in Georgia Tech single-game history - and four TDs against Bowling Green ... Overcame one of his poorest statistical outings of the season to engineer one of the most memorable drives in Tech history in the Yellow Jackets' 23-20 win at No. 17 Miami (Fla.) (Oct. 7) ... Trailing 20-17, Georgia Tech recovered a fumble at its own 26 yard line with 26 seconds remaining in the game ... After an incomplete pass, King completed a 30-yard pass to Malik Rutherford, got the team to the line of scrimmage to spike the ball and stop the clock, then hit Christian Leary for a 44-yard touchdown pass with one second left to give the Jackets the improbable victory ... After throwing for 74 yards on the final drive, King finished with 151 passing



yards to go along with 46 rushing yards and a touchdown in the win over Miami ... King and Leary were honored as recipients of the Pop-Tarts "Crazy Good" Play of the Week award for their game-winning touchdown at Miami and received a large shipment of Pop-Tarts that they shared with their teammates ... Highlighted by a career-high 150 rushing yards and a touchdown on just 10 carries, King amassed 354 yards of total offense (204 passing) and accounted for two scores (one passing) against Boston College (Oct. 21) ... Turned in another memorable performance in Georgia Tech's 46-42 win over No. 17 North Carolina with 287 passing yards, four touchdown passes and 90 rushing yards on just eight carries ... Helped lead the Yellow Jackets back from four double-digit deficits in the win over UNC, including deficits of 35-24 and 42-32 in the fourth quarter ... Fourth and final touchdown pass in the win over the Tar Heels was the 5-yard game-winner to TE Brett Seither with 4:28 to go in the game ... Following his performance against UNC, King was named the Walter Camp National Offensive Player of the Week, the Davey O'Brien National Quarterback of the Week, the Earl Campbell Tyler Rose Award Player of the Week, a Manning Award Star of the Week and the ACC Quarterback of the Week ... Accounted for 291 yards of offense (208 passing, 83 rushing) and three touchdowns (one passing, two rushing) in the next week's 45-17 win at Virginia (Nov. 4) ... Completed 23-of-30 passes (.767) in both wins over North Carolina and Virginia, which are tied for the second-highest completion percentages by a passer with at least 30 attempts in Georgia Tech history ... Threw for two touchdowns at Clemson (Nov. 11) ... Completed 16-of-20 passes for an ultra-efficient 138 yards and two touchdowns and ran for 82 yards and another score in bowl-clinching 31-22 win over Syracuse (Nov. 18)800 completion percentage against Syracuse was the fourth-highest in school history for a passer with at least 20 attempts ... Closed the regular season by throwing for 158 yards and running for 24 yards and two touchdowns in eight-point loss to No. 1 Georgia ... Accounted for 176 yards (87 passing, 89 rushing) and two touchdowns (one passing, one rushing) in 30-17 win over UCF in Union Home Mortgage Gasparilla Bowl ... Passing numbers in Gasparilla Bowl were muted by Georgia Tech calling 27-consecutive running plays to close the game and seal the victory.

2020-22 (Texas A&M): Has three seasons of eligibility after coming to Georgia Tech as a graduate transfer from Texas A&M ... Played at Texas A&M for three seasons from 2020-22 ... Started in the season-opening win over Sam Houston as a sophomore in 2022, finished with three touchdowns on 20-of-31 passing for 364 yards, the most by an Aggie in a season opener since 2009 ... Threw for 253 yards on 25-of-46 passing and two scores at Alabama ... Completed 17-of-32 passing attempts for 178 yards and one touchdown, while adding 19 yards on the ground at South Carolina ... Recipient of A&M's Offensive Attitude Award, Toughness Award, Aggie Strength & Conditioning Top Conditioned Athlete Award and Sophomore Academic Award in 2022 ... Started the first two games of his freshman season in 2021 before suffering a season-ending injury ... Made his first career start and threw for 292 yards and two touchdowns on 21-of-33 passing in the 41-10 season-opening win over Kent State ... Started the game at Colorado and exited in the first quarter due to injury ... Earned the Offensive Aggie Award for strength & conditioning at the annual team banquet ... Played in two games his first year at Texas A&M (retaining his year of eligibility – "Covid Year") ... Made his collegiate debut at No. 2 Alabama, throwing a 17-yard pass and leading the team with 43 rushing yards on five attempts late in the game ... Connected with Max Wright on a 45-yard crossing route for his first career touchdown in the win at South Carolina ... Teammates at Texas A&M with current Georgia Tech teammates Chase Lane and Andre White.

High School: Attended Longview High School, where he was named an Under Armour All-American ... Totaled 30 touchdowns on the season, 20 thru the air and 10 on the ground ... Was 123-for-213 for 1,926 yards as a senior, rushed 55 times for 506 yards ... Was a unanimous four-star recruit and a top-15 recruit from the state of Texas.

Personal: Earned a bachelor's degree from Texas A&M in business management with a sports management minor in December 2022 ... Majoring in history, technology and society at Georgia Tech.

CAREER HIGHS

Rushing Attempts: 14 at No. 17/19 Ole Miss (Sept. 16, 2023)
Rushing Yards: 150 vs. Boston College (Oct. 21, 2023)
Rushing TDs: 2, twice - last vs. No. 1 Georgia (Nov. 25, 2023)
Longest Rush: 71 vs. Boston College (Oct. 21, 2023)
Pass Attempts: 41 at No. 17/19 Ole Miss (Sept. 16, 2023)
Pass Completions: 28 at No. 17/19 Ole Miss (Sept. 16, 2023)
Passing Yards: 348 vs. Bowling Green (Sept. 30, 2023)
Passing TDs: 4, 3x - last vs. No. 17 North Carolina (Oct. 28, 2023)
Longest Pass: 58 at Virginia (Nov. 4, 2023)

CAREER STATISTICS**PASSING**

YR	G-GS	CMP	ATT	YDS	PCT	TD	INT	LG
2023	13-13	226	367	2842	61.6	27	16	58
Total	13-13	226	367	2842	61.6	27	16	58

RUSHING

YR	G-GS	ATT	YDS	TD	LG	Avg/C	Avg/G
2023	13-13	120	737	10	71	9.2	56.7
Total	13-13	120	737	10	71	9.2	56.7



14

GRAHAM KNOWLES

QB • 6-7 • 220 • Fr.
Southlake, Texas/Carroll

High School: Rated as a four-star prospect and the No. 18 quarterback in the nation by ESPN ... Only had one-and-a-half seasons as a starter ... Threw for 3,195 yards and 21 touchdowns while completing 73% of his passes and leading Southlake Carroll to a 13-2 record and Texas 6A D-II semifinals as a senior in 2023 ... Despite only making five starts as a junior (2022), was named first-team all-district and honorable mention all-area after throwing for 1,864 yards, 18 touchdowns, completing 72.3% of his passes and leading team to the fourth round of the state playoffs ... Named Fort Worth Star-Telegram all-area preseason player of the year before his senior season despite having only started five games as a junior ... Three-year letterwinner .. Coached by Riley Dodge ... Also lettered twice in basketball.

Personal: Was born in New York City and has lived in Nassau, Bahamas ... Hobbies include spearfishing and freediving ... Says his most memorable non-athletic accomplishment was catching a 40-pound mahi mahi in the Bahamas with his grandfather, Samuel Knowles ... Father, Mark, was an all-America tennis player at UCLA who went on to be a three-time Grand Slam tournament champion in doubles (Australian Open, French Open and US Open) and Wimbledon champion in mixed doubles, as well a five-time Olympian for the Bahamas and the country's all-time leader in Davis Cup wins, who is currently an on-air analyst for the Tennis Channel ... Mother, Dawn, was a prominent fashion model over two decades ... Graham intends to major in business administration at Georgia Tech.



7

CHASE LANE**WR • 6-0 • 195 • r-Sr.
Houston, Texas/St. Pius X (Texas A&M)**

2023 (Redshirt Junior): Limited to seven games due to an injury sustained in the second game of the year against South Carolina State (Sept. 9) ... Got off to a hot start in his debut as a Yellow Jacket, catching three passes for a 69 yards, including a 48-yard touchdown, against Louisville (Sept. 1) ... Made his only start of the season the following week against South Carolina State (Sept. 9) and caught three passes for 36 yards before being injured ... Returned to action on Oct. 21 vs. Boston College and saw action in five of the Yellow Jackets' final seven games of the regular season, but caught just one pass for 0 yards vs. No. 17 North Carolina (Oct. 28).

2019-22 (Texas A&M): Has two seasons of eligibility remaining after coming to Georgia Tech as a graduate transfer from Texas A&M ... Played at Texas A&M for four seasons (2019-22) ... Appeared in eight games as a redshirt sophomore in 2022, including five starts ... Finished with seven catches for 76 yards (10.9 yards per catch) ... Recorded two catches for 25 yards in season-opening win over Sam Houston State ... Caught one pass for 25 yards at Alabama ... Made three catches for 20 yards at South Carolina ... Appeared in seven games as a redshirt freshman in 2021, making three starts before suffering a season-ending injury late in the year ... Made the start and caught one pass for 14 yards in the season-opening win over Kent State ... Hauled in two passes for 19 yards in the win at Colorado ... Totaled 44 yards off four catches against New Mexico ... Caught a 7-yard pass in the win over No. 1 Alabama ... Registered 21 yards off two passes at Missouri ... Earned the team's Community Service Award at the annual team banquet ... Played in all 10 games, making nine starts as a redshirt freshman (retaining his year of eligibility – "Covid Year") ... Caught three passes for 38 yards in the season-opening win over Vanderbilt ... Made the start at Alabama, catching six passes for 62 yards ... Brought in an 11-yard pass from QB Kellen Mond for his first career touchdown in the win over Florida ... Hauled in a 51-yard touchdown pass to help A&M pull away in the third quarter at Mississippi State ... Had 50 yards on three receptions in the win over Arkansas ... Led the Aggies with four receptions for 39 yards in the win at South Carolina ... Caught a 12-yard pass in the win over LSU ... Made two receptions for 21 yards in the victory at Auburn ... Caught two passes for 38 yards in the win at Tennessee ... Hauled in a 27-yard pass in the Orange Bowl victory over North Carolina ... Received the team's Community Service Award ... Redshirted in 2019 as a true freshman ... Saw the field against UTSA, returning a kickoff 24 yards ... Saw action at LSU.

High School: Houston Touchdown Club 2018 Houston-area Private High School Offensive Player of the Year finalist ... Made 76 catches for 1,349 yards with 12 touchdowns as a senior in '18 ... Named second-team all-state by the *Associated Press* as a junior in 2017 ... Coached by Erik DeHaven.

Personal: Earned bachelor's degree in communication/broadcast media from Texas A&M in December 2022 ... Majoring in literature, media and communication at Georgia Tech.



42

LUKE LAUGHTER**LB • 6-0 • 220 • Fr.
Atlanta, Ga./St. Pius X**

Personal: Majoring in business administration.



0

CHRISTIAN LEARY**WR • 5-10 • 180 • Sr.
Orlando, Fla./Edgewater (Alabama)**

2023 (Junior): Appeared in all 13 games and made one start at wide receiver (Oct. 21 vs. Boston College) ... Ranked third on the team in receptions (25), third in yards per reception (12.4 – min. 10 receptions), fourth in receiving yards (309) and tied for fourth in touchdown receptions (4) ... Caught at least one pass in each of the first 11 games of the season ... Set career highs with five receptions for 64 yards at No. 17 Ole Miss (Sept. 16) ... Caught his first touchdown pass as a Yellow Jacket against Bowling Green (Sept. 30), an 11-yarder ... Made perhaps Georgia Tech's most memorable and important catch of the season when he hauled in a 44-yard touchdown pass from QB Haynes King with one second remaining to lift the Yellow Jackets to an improbable 23-20 win at No. 17 Miami (Fla.) (Oct. 7) ... The 44-yard TD catch at Miami was Leary's only reception of the game and finished off a late rally that saw the Jackets force a fumble at their own 26 yard line with 26 seconds remaining in the game, then march 74 yards in four plays for the winning score ... Along with King, Leary were honored as recipients of the Pop-Tarts "Crazy Good" Play of the Week award for their game-winning touchdown at Miami and received a large shipment of Pop-Tarts that they shared with their teammates ... Caught four passes for 54 yards against Boston College (Oct. 21) ... Hauled in two catches for 41 yards at Clemson (Nov. 11).

2021-22 (Alabama): Has two seasons of eligibility remaining after transferring from Alabama, where he caught three passes for 10 yards and a touchdown in 18 games over two seasons ... Played in 10 games as a sophomore in 2022, recording one catch for 6 yards ... Named Alabama's special teams player of the week by the Tide coaching staff for the second time in his career for his performance against Austin Peay ... Recorded one catch for six yards in the season opener against Utah State ... Appeared in 10 games as a true freshman in 2021, recording two catches for 4 yards and a touchdown ... Named one of Alabama's special teams players of the week for his play against New Mexico State, blocking a punt that was recovered and returned 20 yards ... Recorded his first career touchdown against Arkansas, catching an 11-yard pass for a score. ... Also earned his first career minutes as a running back against Texas A&M, rushing three times for 22 yards.

High School: Attended Edgewater High School ... Was a consensus four-star prospect at wide receiver ... The nation's No. 68 overall player in the *247Sports* composite ranking, the No. 9 wide receiver and No. 12 player from the state of Florida ... The No. 191 player nationally by *247Sports* along with being tabbed as the site's No. 15 wideout and No. 16 overall recruit from his state ... *Rivals* ranked him 53rd nationally, the No. 7 wide receiver and No. 13 player in Florida ... A four-star recruit and the No. 75 player on the *ESPN300* according to ESPN ... The No. 6 athlete and No. 34 player in the southeast region by ESPN ... selected to the Under Armour All-America Game ... Coached by Cameron Duke at Edgewater ... Accounted for 1,586 all-purpose yards in 2019 ... Ran the ball 56 times for 520 yards with eight touchdowns and completed 46 passes for 1,036 yards and eight more touchdowns in 2019 ... Standout track athlete who won districts as a junior in the 100-meter dash with a 10.80 before running a 10.50 as a senior.

Personal: Majoring in literature, media and communication.

CAREER HIGHS

Receptions: 5 at No. 17/19 Ole Miss (Sept. 16, 2023)

Receiving Yards: 64 at No. 17/19 Ole Miss (Sept. 16, 2023)

Receiving TDs: 1, twice - last at No. 17 Miami (Oct. 7, 2023)

Longest Reception: 44 at No. 17 Miami (Oct. 7, 2023)



CAREER STATISTICS

RECEIVING

YR	G-GS	NO.	YDS	TD	LG	Rec./G	Avg/C	Avg/G
2023	13-1	25	309	2	44	1.9	12.4	23.8
Total	13-1	25	309	2	44	1.9	12.4	23.8



2 EJ LIGHTSEY

LB • 6-2 • 230 • r-So. Fitzgerald, Ga./Fitzgerald (Georgia)

Georgia (2022-23): Attended Georgia from 2022-23 ... Did not see game action in 2023 due to injury ... Saw action as a reserve LB in four games in 2022, redshirting ... Made his collegiate debut in win over Samford and was credited with one solo tackle ... Also played in wins over Auburn, Vanderbilt and Georgia Tech ... Had two stops vs. Vanderbilt.

High School: Rated as a three-star prospect by Rivals, 247Sports and ESPN ... Ranked as the No. 21 inside linebacker nationally by ESPN ... Ranked as the No. 52 player in the talent-rich state of Georgia by ESPN ... Named Georgia 2A Defensive Player of the Year and first-team all-state as a senior in 2021 ... Also a first-team MaxPreps Small Town all-American in 2021 ... Helped lead Fitzgerald H.S. to the GHSA Class 2A championship with 13-2 record as a senior ... Coached by Tucker Pruitt.

Personal: Majoring in literature, media and communication.



55 HORACE LOCKETT

DL • 6-6 • 315 • r-So. Atlanta, Ga./Westlake

2023 (Redshirt Freshman): Appeared in 10 games at nose tackle ... Finished the season with 25 total tackles (nine solo) and 2.5 tackles for loss ... Had a career-game in the 30-16 win at Wake Forest (Sept. 23), recording a career-high six tackles and 0.5 tackles for loss ... Also recording multiple tackles against South Carolina State (Sept. 9), Bowling Green (Sept. 30) and then-No. 17 North Carolina (Oct. 28) and UCF (Dec. 22) ... Forced a key fumble late in the first quarter of the Union Home Mortgage Gasparilla Bowl against UCF, which helped the Jackets rebound from an early 14-0 deficit in their 30-17 win.

2022 (True Freshman): Saw action in three games ... Did not record any statistics ... Redshirted.

High School: Rated as a four-star prospect by Rivals ... Also ranked as the No. 24 defensive tackle in the nation and the No. 28 overall prospect in the state of Georgia by Rivals ... Versatile athlete was named all-region as an offensive lineman in 2021 and as a defensive lineman in 2020 ... Helped lead Westlake H.S. to a 21-5 record over his last two seasons, including a third-round 6A state playoffs appearance as a senior in 2021 and a region championship and trip to the 6A state semifinals as a junior in 2020 ... Attended same high school as Georgia Tech teammates Leo Blackburn, Jakiah Leftwich, Clayton Powell-Lee and Myles Sims ... Coached by Bobby May.

Personal: Majoring in business administration.

CAREER STATISTICS

DEFENSIVE

YR	G-GS	UT	AT	TT	TFL	SACK	FF/FR	INT	QBH
2022	3-0	--Redshirted		--					
2023	10-0	9	16	25	2.5-5	0	1/0	0	0
Total	13-0	9	16	25	2.5-5	0	1/0	0	0



82 JACKSON LONG

TE • 6-4 • 225 • r-So. Hendersonville, Tenn./Beech (South Florida)

2023 (Redshirt Freshman): Did not see game action.

2022 (USF): Redshirted as a freshman at South Florida, appearing in one game (vs. SMU).

High School: Had 28 catches for 510 yards (18.2 yards per carry) and five touchdowns as a senior at Beech H.S. in Hendersonville, Tenn. ... Also played defensive line and was voted Class 6A-Region 5 Most Valuable Defensive Lineman ... Tallied 49 tackles, eight tackles for a loss and five sacks his prep final season.

Personal: Father, Kevin, played at Florida State from 1993-97, where he was teammates with current Georgia Tech co-offensive coordinator/quarterbacks coach Chris Weinke ... Majoring in business administration.



78 ETHAN MACKENNY

OL • 6-4 • 310 • So. Marietta, Ga./Lassiter

2023 (True Freshman): Named freshman all-America by ESPN and On3 ... Appeared in 10 games and made eight starts at left tackle in his first season at Georgia Tech ... Recorded 526 snaps as a true freshman - fourth-most among all Georgia Tech offensive linemen, despite not playing in the final three games of the season ... Helped pave the way for Georgia Tech to rush for 203.8 yards per game, good for tops in the ACC and 12th nationally ... Also a key cog in an offensive front that allowed just 1.15 sacks per game, which also led the ACC and ranked 15th nationally.

High School: Rated as a three-star prospect by Rivals, 247Sports and ESPN ... No. 51-ranked offensive tackle in the nation and the No. 49-ranked overall prospect in the state of Georgia by ESPN ... Two-way player earned first-team all-region honors as an offensive lineman in 2022 and was an honorable mention all-region selection as a defensive lineman in 2021 ... Coached at Lassiter by Sean Thom.

High School: Mother, Joannah (Kauffman), played basketball at Georgia Tech from 1995-98 ... Ethan is majoring in business administration.

CAREER HIGHS

Tackles: 6 at Wake Forest (Sept. 23, 2023)

Tackles for Loss: 0.5 at Wake Forest (Sept. 23, 2023)

**28****TRELLAIN MADDOX****RB • 6-1 • 210 • Fr.**
Stone Mountain, Ga./Parkview

High School: Rated as a three-star prospect by Rivals, 247Sports and ESPN ... Earned all-county recognition as a senior (2023) ... Played senior season at Parkview H.S. (alma mater of Georgia Tech offensive coordinator Buster Faulkner) after transferring from Buford H.S. ... Senior season was highlighted by standout performance against rival North Gwinnett, when he rushed for 220 yards, had five tackles and an interception on defense and scored the game-winning touchdown with less than a minute to go in Parkview's 35-32 victory ... Was named Touchdown Club of Atlanta Player of the Week following his performance against North Gwinnett ... Helped lead Parkview to a Georgia 7A state playoffs berth in 2023 ... Named team captain in only season with the team ... Coached by Joe Sturdivant ... Helped Buford win state championship as a freshman (2020) and sophomore (2021) ... Lettered in wrestling as a sophomore and helped lead Buford to the 2021-22 state title ... Also a four-year letterwinner in track and field.

Personal: Majoring in architecture ... Uncle, Tony Tiller, played cornerback at East Tennessee State and went on to a six-year professional football career that included stints with the NFL's Kansas City Chiefs and Atlanta Falcons and the CFL's British Columbia Lions, Calgary Stampeders and Hamilton Tiger-Cats ... Lists attaining his OSHA 10 safety certification as his most memorable non-athletic accomplishment.

**97****LANDEN MARSHALL****DL • 6-2 • 285 • Fr.**
Andalusia, Ala./Andalusia

High School: Rated as a three-star prospect by Rivals, 247Sports and ESPN ... Ranked as the No. 31 defensive tackle in the nation and the No. 35 player in the talent-rich state of Alabama ... All-state and all-district performer ... Amassed 90 tackles and 29.5 tackles for loss over the final three seasons of his prep career (2021-23), including 47 tackles and 14 TFL as a senior in 2023 ... Helped lead Andalusia to the Alabama 4A state championship — its first state title in 45 years — as a junior in 2022 ... Four-year letterwinner ... Two-year team captain ... Coached by Trent Taylor.

Personal: Majoring in business administration ... Aspires to be the owner of a trucking company.

**22****D.J. MOORE****DB • 6-1 • 195 • r-So.**
Loganville, Ga./Archer

2023 (Redshirt Freshman): Missed the first eight games of the season due to injury and, upon his return to action, a switch from wide receiver to defensive back ... Saw action in four of the final five games of the season — at Virginia (Nov. 4), at Clemson (Nov. 11), vs. Syracuse (Nov. 18) and in the Union Home Mortgage Gasparilla Bowl vs. UCF (Dec. 22) ... Recorded his first career tackle in a 45-17 win over Virginia.

2022 (True Freshman): Saw action in two games ... Did not record any statistics ... Redshirted.

High School: Rated as a four-star prospect by ESPN ... Also ranked by ESPN as the No. 60 wide receiver in the nation and the No. 38 overall prospect in the state of Georgia ... Two-time all-region honoree ... Caught 35 passes for 629 yards and six touchdowns while helping lead Archer to Georgia 7-7A region championship with a perfect 6-0 record as a senior in 2021 ... As a junior, caught 31-yard touchdown pass with less than a minute to go in the game to lift Archer to 21-14 win over Gainesville in first round of 2020 Georgia 7A state playoffs ... Coached at Archer by Andy Dyer.

Personal: Majoring in business administration.

**52****HARRISON MOORE****OL • 6-5 • 290 • Fr.**
Southlake, Texas/Carroll

High School: Rated as a three-star prospect by Rivals, 247Sports and ESPN ... Two-time first-team all-district selection ... Helped lead Southlake Carroll H.S. to three-straight district championships (2020-22) and to a 13-2 record and Texas 6A D-II semifinals as a senior in 2023 ... Played for three prep seasons tight end before moving to the offensive line for his senior season ... Team captain ... Coached by Riley Dodge.

Personal: Majoring in civil engineering ... Aspires to be a business owner ... Hobbies include geocaching.

**95****JASON MOORE****DL • 6-2 • 295 • r-Jr.**
Hampton, Ga./Dutchtown

2023 (Redshirt Sophomore): Saw action in three games on the season ... Picked up a tackle against Louisville (Sept. 1) and South Carolina State (Sept. 9) ... Made a season-high two stops at Wake Forest (Sept. 23).

2022 (Redshirt Freshman): Saw action in 10 games ... Finished the season with nine tackles (four solo), 2.5 tackles for loss, two sacks and a forced fumble ... Made his first career tackle against Western Carolina (Sept. 10) ... Recorded a career-best two tackles against Florida State (Oct. 29), Miami (Fla.) (Nov. 12) and at No. 1 Georgia (Nov. 26) ... Named to All-ACC Academic Team in recognition of his performances on the field and in the classroom.

2021 (Freshman): Did not see game action ... Redshirted.

2020 (Freshman – “Covid Year” – year of eligibility retained): Did not see game action.

High School: Named all-state by Georgia Athletic Coaches Association as a senior in 2019 ... Two-time all-region honoree ... High school teammates with current Georgia Tech teammate Nate McCollum ... Coached by Clifford Fedd.

Personal: Majoring in nuclear and radiological engineering ... Two-time member of ACC academic honor roll.


37
JOSEPH MOSELEY
DB • 6-0 • 185 • Fr.
Marietta, Ga./Marietta
Personal: Majoring in civil engineering.

45
ANDREW NELMS
PK/P • 6-1 • 195 • Fr.
Marietta, Ga./Pope
Personal: Majoring in business administration.

49
CHUMA OKOYE
LB • 6-0 • 219 • r-Fr.
Dacula, Ga./Dacula
2023 (True Freshman): Did not see game action ... Redshirted.

Personal: Majoring in business administration.

60
NICK PEARSON
OL • 6-3 • 305 • r-Fr.
Milton, Ga./Blessed Trinity
2023 (Kentucky): Did not see game action ... Redshirted.

Personal: Majoring in civil engineering.

29
JUDSON PETTY
WR • 5-11 • 190 • Fr.
Chatsworth, Ga./North Murray
Personal: Majoring in business administration.

12
AARON PHILO
QB • 6-2 • 215 • Fr.
Bogart, Ga./Prince Avenue Christian School

High School: Rated as a three-star prospect by Rivals, 247Sports and ESPN ... Georgia high school football's all-time leader in passing yards (13,922), breaking the record previously held by current Jacksonville Jaguars quarterback Trevor Lawrence (13,902 yds. at Cartersville H.S. – 2014-17) ... Third in Georgia high school history with 159 touchdown passes ... Tied Georgia H.S. single-season record with 56 touchdown passes as a senior in 2023 ... Owns the third- and fourth-highest single-season passing yardage totals in state history (4,598 as a junior in 2022, 4,596 as a senior in '23) ... First-team all-state ... Three-year starter led Prince Avenue to back-to-back state championships as a junior and senior (2022 and 2023) ... Also won state title as backup QB for Prince Avenue as a freshman (2000) ... Threw at least one touchdown pass in every game over his three seasons as a starter ... Threw for at

least 4,500 yards in each of his three seasons as starter ... A dynamic runner, finished his prep career with 32 touchdown runs and nearly 1,200 yards on the ground ... Team captain ... Coached by Greg Vandagriff ... Also lettered in basketball ... Threw a no-hitter as a freshman baseball player ... Member of National Honor Society and Beta Club ... Named Mr. PACS – Prince Avenue's equivalent of homecoming king – as a senior.

Personal: Intends to major in business administration at Georgia Tech.

5
CLAYTON POWELL-LEE
DB • 6-2 • 195 • Jr.
Atlanta, Ga./Westlake

2023 (Sophomore): Appeared in all 13 games and made two starts as one of the three safeties that saw significant playing time for the Yellow Jackets (joining LaMiles Brooks and all-American Jaylon King) ... Tied for second on the team with 69 tackles ... Also tallied an interception and two pass breakups ... Recorded at least three tackles in 12-of-13 games and five or more stops in 8-of-13 contests ... Opened the season with one of his best statistical performances of the season, tallying five tackles, an interception and a pass breakup against Louisville (Sept. 1) ... Had eight stops in 30-16 win at Wake Forest (Sept. 23) ... Recorded eight tackles and broke up a pass in 23-20 victory at No. 17 Miami (Fla.) (Oct. 7) ... Had nine tackles in 46-42 triumph over No. 17 North Carolina (Oct. 28) ... Notched seven tackles, including a half-tackle for loss, at Clemson (Nov. 11) ... Had six stops against No. 1 Georgia (Nov. 25).

2022 (Freshman): Earned honorable-mention freshman all-America recognition from *College Football News* despite not seeing significant action on defense until starting free safety Jaylon King sustained a season-ending injury in the fifth game of the season at Pitt (Oct. 1) ... Finished third in voting for 2022 ACC Rookie of the Year ... Played in all 12 games (primarily on special teams until Game 5) and started six of the final seven games of the season at free safety ... Despite being a starter for just half the season, finished fifth on the team with 48 tackles and tied for first in the ACC and third nationally with three fumble recoveries ... Also added an interception and a pair of pass breakups ... Turned in one of the nation's top defensive performances of the season when he intercepted a pass and recovered a fumble, all in the final seven minutes of the game, to help lead Georgia Tech to a 28-27 come-from-behind win at Virginia Tech (Nov. 5) ... His interception with 6:54 left in the contest led to the Yellow Jackets' game-winning touchdown drive, while his fumble recovery with 2:08 to go sealed the victory ... Making the incredible performance at VT even more impressive is the fact that he missed the entire week of practice and did not start the game due to illness ... Was named ACC Defensive Back of the Week following the incredible performance at VT ... Recorded just three tackles over the first five games of the season, primarily in a special teams role until King's season-ending injury at Pitt ... In his first-career start, recorded eight tackles in win over Duke (Oct. 8) ... Two weeks later, he tallied a season-high 14 tackles at Florida State (Oct. 29) ... 14 stops at FSU were the most by a Georgia Tech DB since Isaiah Johnson's 14 at Pitt in 2014, were tied for the most by an ACC DB in 2022 and the most by an ACC freshman in '22 ... Notched seven tackles vs. Miami (Fla.) (Nov. 12) ... Broke up a pass in season finale at No. 1 Georgia (Nov. 26) ... Named to All-ACC Academic Team in recognition of his performances on the field and in the classroom.

High School: Rated as a three-star prospect by ESPN and 247Sports ... Four-year letterwinner in both football and track and field at Atlanta's Westlake H.S. ... Helped lead Westlake to three-straight regional titles (2018-20) ... Also earned a conference championship in 2020 ... Named All-Region defensive back in 2021 after helping lead Westlake to a 10-3 record ... Recorded a staggering 131 total tackles as a senior,

including 50 solo takedowns ... Also amassed 1.5 sacks and two fumble recoveries ... Helped lead Westlake H.S. to a 21-5 record over his last two seasons, including a third-round 6A state playoffs appearance as a senior in 2021 and a region championship and trip to the 6A state semifinals as a junior in 2020 ... Two-year team captain ... Coached at Westlake by Bobby May ... Attended same high school as Georgia Tech teammates Leo Blackburn, Jakiah Leftwich, Horace Lockett and Myles Sims ... Member of Westlake's first-team all-state 4x100 relay team as a junior ... Earned a spot in state championships in the long jump as a senior.

Personal: Majoring in building construction ... Father, Gary Lee, was a four-year letterwinner at Georgia Tech (1983-86), playing wide receiver ... He recorded 67 receptions for 1,299 yards and 14 touchdowns ... Drafted in the 12th round of the 1987 NFL Draft by the Detroit Lions ... Played two years (1987-88), hauling in 41 receptions for 569 yards and one touchdown ... Clayton is majoring in civil engineering ... Member of ACC academic honor roll.

CAREER HIGHS

Tackles: 14 at Florida State (Oct. 29, 2022)

Solo Tackles: 7 at Florida State (Oct. 29, 2022)

Tackles for Loss: 1.0 at No. 1 Georgia (Nov. 26, 2022)

Fumbles Recovered: 1, 3x - last at No. 1 Georgia (Nov. 26, 2022)

Interceptions: 1, twice - last vs. Louisville (Sept. 1, 2023)

CAREER STATISTICS

DEFENSIVE

YR	G-GS	UT	AT	TT	TFL	PD	FF/FR	BLK	INT
2022	12-6	31	17	48	1.0-3	3	0/3	0	1
2023	13-2	33	37	70	0.5-1	3	0/0	0	1
Total	25-8	64	54	118	1.5-4	6	0/3	0	2



84

DAVID PRINCE

TE • 6-4 • 230 • Fr.
Brunswick, Ga./Glynn Academy

High School: Rated as a three-star prospect by Rivals, 247Sports and ESPN ... All-state, two-time all-district and three-time all-area honoree ... Played outside linebacker in addition to his all-state role at tight end ... Caught 28 passes for 607 yards and seven touchdowns as a junior in 2022 ... Career-long reception was a 92-yard touchdown catch ... Career-high for touchdown catches in a game was four ... Coached by Rocky Hidalgo ... Also lettered in basketball and track and field.

Personal: Majoring in business administration ... Parents are both chefs.



20

CHRISTIAN PRITCHETT

DB • 6-2 • 190 • Fr.
Harvey, La./St. Augustine

High School: Rated as a three-star prospect by Rivals, 247Sports and ESPN ... Played quarterback for much of his prep career before moving to primarily to safety as a senior ... Helped St. Augustine advance to second round of 2022 Louisiana Division I Select state playoffs, where they lost a three-point game to eventual state finalist Brother Martin ... Coached by Nick Foster ... Also lettered in track and field (long jump, 400m and javelin) ... Honor roll student and member of Future Business Leaders of

America.

Personal: Majoring in business administration ... Cousin, Karl Hankton, spent 10 seasons in the NFL with the Washington Redskins (1997), Philadelphia Eagles (1998-99) and Carolina Panthers (2000-06).



30

LAWSON PRITCHETT

LB • 6-3 • 210 • Fr.
Rabun Gap, Ga./Rabun Gap-Nacoochee

Personal: Majoring in business administration.



64

RYAN PURVES

OL • 6-3 • 300 • r-So.
Marietta, Ga./Walton

2023 (Redshirt Freshman): Did not see game action.

2022 (True Freshman): Did not see game action ... Redshirted.

High School: En route to a 9-4 senior season, helped nearby Walton H.S. rush for 2,127 yards and 35 touchdowns on the ground attack ... Walton averaged 163.6 rushing yards a game and 5.0 yards per carry.

Personal: Majoring in business administration ... Member of the ACC academic honor roll.



5

ZACH PYRON

QB • 6-3 • 220 • r-So.
Pinson, Ala./Pinson Valley

2023 (Redshirt Freshman): Appeared in six games as the top backup to starting quarterback Haynes King ... Completed 4-of-8 passes for 20 yards and ran eight times for 29 yards ... Went 3-for-5 for 20 yards with an interception in 48-13 win over South Carolina State (Sept. 9) ... Completed 11-of-3 passes for a yard and ran twice for 10 yards in 45-17 win at Virginia (Nov. 4) ... Ran once for 3 yards against Syracuse (Nov. 18), once for 8 yards against No. 1 Georgia (Nov. 25) and twice for 8 yards in Union Home Mortgage Gasparilla Bowl victory over UCF (Dec. 22).

2022 (True Freshman): Made a huge splash as a true freshman, despite appearing in just three games and making two starts ... Amassed 692 yards of total offense (565 passing, 127 rushing) and five touchdowns (three passing, two rushing) in just three games ... Completed 49-of-82 passes, good for a team-best .598 completion percentage ... Came off the bench to make his collegiate debut at Florida State (Oct. 29), completing 18-of-28 passes for 198 yards without an interception and accounted for two touchdowns (one passing, one rushing) ... First-career touchdown pass was a 32-yard connection with E.J. Jenkins on Tech's first possession of the second half ... First-career touchdown run was a 9-yard scamper on the final play of the game ... Made his first collegiate start the following Saturday at Virginia Tech (Nov. 5) ... accounted for 319 yards of offense (253 passing, 66 rushing) and two fourth-quarter touchdowns (one passing, one rushing) to lead the Yellow Jackets back from a 27-16 fourth-quarter deficit in the 28-27 win at VT ... Trailing 27-16 with less than 10 minutes to go at VT, engineered two consecutive touchdown drives of 90 and 73 yards to give GT a 28-27 lead ... Capped the fourth-quarter scoring drives with a 56-yard touchdown pass to Nate



McCollum with 9:02 to go and what proved to be the game-winning 9-yard touchdown run with 3:30 left on the clock ... Led Georgia Tech's offense to a season-high 463 yards at VT ... Was named ACC co-Rookie of the Week for his performance at Virginia Tech ... Became Tech's first ACC Rookie of the Week in nearly two years (Jeff Sims vs. Duke – Nov. 28, 2020) ... Sustained a season-ending injury in the first half of his home debut vs. Miami (Fla.) (Nov. 12) ... In three full halves of action, led Tech to three of its five-highest single-half yardage totals of the season against FBS competition — 240 in second half vs. Florida State, 234 in first half vs. Virginia Tech and 229 in second half vs. VT.

High School: Rated as a four-star prospect by *Rivals* and *247Sports* ... Ranked as the No. 18-ranked quarterback in the nation and the No. 14-ranked player in the state of Alabama by *247Sports* ... Two-time all-state ... Four-time all-region ... Four-time all-county ... 2019 state MVP ... two-time region MVP ... Won three state championships as a starting quarterback in four high school seasons ... Helped lead Fyffe H.S. (Fyffe, Ala.) to Alabama 2A state titles as a freshman and sophomore (2018 and 2019) ... Led Pinson Valley to the 6A state championship as a junior in 2020 and to the quarterfinals of the 6A state playoffs as a senior in 2021 ... Amassed 2,454 yards of total offense (2,148 passing, 306 rushing) and 24 touchdowns (21 passing, three rushing) as a junior in 2020 ... Earned a spot in the finals of the prestigious Elite 11 quarterback competition in 2021, where *Sports Illustrated* ranked him No. 9 overall nationally ... Was selected to play in the 2021 Alabama-Mississippi Classic All-Star Game and helped lead Alabama to a 20-0 win, which was Alabama's first win in Mississippi in the 35-year history of the game ... Coached at Pinson Valley by Sam Shade.

Personal: Majoring in business administration.

CAREER HIGHS

Rushing Attempts: 17 at Virginia Tech (Nov. 5, 2022)
Rushing Yards: 66, twice - last vs. Miami (Nov. 12, 2022)
Longest Rush: 19 vs. Miami (Nov. 12, 2022)
Rushing TDs: 1, 3x - last vs. Miami (Nov. 12, 2022)
Passing Attempts: 32 at Virginia Tech (Nov. 5, 2022)
Passing Completions: 19 at Virginia Tech (Nov. 5, 2022)
Passing Yards: 253 at Virginia Tech (Nov. 5, 2022)
Longest Pass: 56 at Virginia Tech (Nov. 5, 2022)
Passing TDs: 1, 3x - last vs. Miami (Nov. 12, 2022)

CAREER STATISTICS

PASSING

YR	G-GS	CMP	ATT	YDS	PCT	TD	INT	LG
2022	3-2	49	82	565	59.8	3	3	56
2023	6-0	4	8	21	50.0	0	1	1
Total	9-2	53	90	586	58.9	3	4	56

RUSHING

YR	G-GS	ATT	YDS	TD	LG	Avg/C	Avg/G
2022	3-2	35	127	2	14	11.7	42.3
2023	6-0	8	29	0	8	1.3	4.8
Total	9-2	43	156	2	14	4.8	17.3



83

BLAKE RAGSDALE

TE • 6-4 • 235 • Fr.
Nashville, Tenn./Montgomery Bell

Personal: Majoring in international affairs and modern languages.



16

BRODY RHODES

QB • 6-1 • 200 • r-Jr.
Canton, Ga./Creekview

2023 (Redshirt Sophomore): Did not see game action.

2022 (Redshirt Freshman): Did not see game action.

2021 (True Freshman): Did not see game action ... Redshirted.

High School: Threw for more than 3,500 yards and nearly 30 touchdowns and ran for more than 1,000 yards as a three-year starting quarterback at Creekview H.S. ... Coached by Trevor Williams.

Personal: Majoring in business administration.



70

JAMESON RIGGS

OL • 6-6 • 310 • Fr.
Douglasville, Ga./Hiram

High School: Rated as a three-star prospect by *Rivals*, *247Sports* and *ESPN* ... Ranked as the No. 46 interior offensive lineman in the nation in *247Sports* composite rankings ... Two-time all-state and all-region selection (junior and senior seasons) ... Helped lead the turnaround of a Hiram H.S. team that was 1-9 as a sophomore in 2021 to going 9-3 and advancing to the second round of the Georgia 5A state playoffs as a senior in 2023 ... Two-year team captain ... Coached by Pete Fominaya ... Also earned two letters apiece in wrestling and track and field ... Outstanding student ranks in top 10 of his class, is an AP Scholar with Distinction and is a four-year member of the Principal's List.

Personal: Intends to major in aerospace engineering at Georgia Tech ... Is the second-oldest of four siblings ... Father, Jason, is a Georgia Tech alumnus.



27

JOSHUA ROBINSON

DL • 6-6 • 265 • Sr.
Douglasville, Ga./Douglas County

2023 (Junior): Appeared in 12 games as a reserve defensive lineman ... Finished the season with nine tackles (three solo), 0.5 tackles for loss and one pass defended ... Recorded multiple stops vs. Louisville (Sept. 1), South Carolina State (Sept. 9) and at Virginia (Nov. 4).

2022 (Sophomore): Saw action in all 12 games ... Recorded four tackles overall (all solo), including one for loss ... Recorded his 1.0 tackles for loss against No. 17 Ole Miss (Sept. 17).

2021 (True Freshman): Saw action in 10 games as a reserve defensive tackle ... Recorded four tackles, including one for loss, and a quarterback hurry ... Had a season-best two tackles at Virginia (Oct. 23) ... Talled single stops in win over No. 20 North Carolina (Sept. 25) and at No. 6 Notre Dame (Nov. 20) ... Tackle for loss also came in the 45-22 win over UNC.

High School: Rated as a three-star prospect by *Rivals*, *247Sports* and *ESPN* ... Tabbed as the No. 26-ranked weakside defensive end in the nation and the No. 40-ranked player in the state of Georgia by *Rivals* ... As

a senior, led Douglas County to a 7-3 regular season record and Georgia 6-A playoff appearance ... Honor-roll student ... Lettered in football, basketball and track and field at Douglas County H.S. ... Coached by Johnny White.

Personal: Majoring in business administration.

CAREER HIGHS

Tackles: 2, 3x - last at Virginia (Nov. 4, 2023)

Solo Tackles: 2 at Virginia Tech (Nov. 5, 2022)

Tackles for Loss: 1.0, twice - vs. No. 20/17 Ole Miss (Sept. 17, 2022)

CAREER STATISTICS

DEFENSIVE

YR	G-GS	UT	AT	TT	TFL	SACK	FF/FR	BLK	QBH
2021	10-2	2	2	4	1.0-2	0.0-0	0/0	0	1
2022	12-0	4	0	4	1.0-6	0.0-0	0/0	0	0
2023	12-0	3	6	9	0.5-1	0.0-0	0/0	0	0
Total	34-2	9	8	17	2.5-7	0.0-0	0/0	0	1



55

COREY ROBINSON II

OL • 6-5 • 305 • r-Jr.
Roswell, Ga./Roswell (Kansas)

2023 (Redshirt Sophomore): Appeared in 12-of-13 games and made five starts at left tackle (season opener vs. Louisville and final four games of the season vs. Clemson, Syracuse, No. 1 Georgia and UCF) ... Saw action on 374 snaps, which ranked sixth among Georgia Tech offensive linemen ... Helped pave the way for Georgia Tech to rush for 203.8 yards per game, good for tops in the ACC and 12th nationally ... Also a key cog in an offensive front that allowed just 1.15 sacks per game, which also led the ACC and ranked 15th nationally.

2022 (Redshirt Freshman): Started all 12 games at left tackle ... One of only two linemen to start at the same position each game, helping anchor an offensive front that had five different starting combinations in 12 games ... Ranked second among Georgia Tech's offensive linemen in total snaps with 735.

2021 (Kansas): Redshirted in only season at KU.

High School: Rated as a three-star prospect by *Rivals*, *247Sports* and ESPN ... Was credited with 65 pancake blocks and surrendered just one sack as a senior in 2020, when he helped lead nearby Roswell H.S. to an 8-3 record, the second round of the Georgia 7-A state playoffs and more than 2,000 passing yards and 1,900 rushing yards ... Invited to participate in 2020 World Bowl national combine ... Selected to play in 2019 GACA all-star game ... Coached at Roswell by Chris Prewett.

Personal: Majoring in business administration.



91

JAAYMEN ROCHELL

DL • 6-4 • 295 • r-So.
Duluth, Ga./North Gwinnett

2023 (Redshirt Freshman): Did not see game action.

2022 (True Freshman): Did not see game action ... Redshirted.

High School: First-team all-county selection and a first-team all-region

8-AAAAAA honoree as a senior offensive lineman in 2021 ... Earned a 91% performance grade with a 98% effort grade as a senior in '21 ... Was a third-team all-county selection and earned the Touchdown Club of Gwinnett's Kevin Maloof Award – given annually to the player who most puts the team above himself – as a junior in 2020.

Personal: Majoring in business administration ... Member of the ACC academic honor roll.



47

JOSHUA RUDER

TE • 6-5 • 270 • r-Fr.
Loganville, Ga./Loganville

2023 (True Freshman): Did not see game action ... Redshirted.

Personal: Majoring in mechanical engineering ... Named one of four team captains for Georgia Tech's 2024 White vs. Gold Spring Game.



8

MALIK RUTHERFORD

WR • 5-9 • 170 • r-Jr.
Miami, Fla./Chapagnat Catholic School

2023 (Redshirt Sophomore): Played in all 13 games and started 10 at wide receiver ... Ranks second on the team in receptions (46) and receiving yards (502) ... Tied for second on the team in touchdown receptions (4) ... Was the only Yellow Jacket with a catch in every game of the season ... Caught multiple passes in 12-of-13 games and had at least three receptions in 10-of-13 contests ... Opened the season with five receptions for a career-high 85 yards against Louisville (Sept. 1) ... Hauled in five more catches for 60 yards against South Carolina State (Sept. 9) ... Had a season-high-tying six receptions for 67 yards, including a 15-yard touchdown catch, against Bowling Green (Sept. 30) ... Made perhaps his biggest catch of the season when he pulled in a 30-yard pass from QB Haynes King to set up King's 44-yard touchdown pass to Chase Lane with one second remaining in the Yellow Jackets' 23-20 win at Miami (Fla.) (Oct. 7) ... Rutherford's acrobatic catch near the Georgia Tech sideline was part of a four-play, 74-yard game-winning TD drive that came after the Jackets recovered a fumble at their own 26 yard line with just 26 seconds remaining in the game .. Matched his season and career high with six catches for 83 yards, including a pair of second-quarter touchdowns (42 and 14 yards) to help lead Tech to a 46-42 win over No. 17 North Carolina (Oct. 28) ... Carried the ball three times over the final two games of the regular season, with one rush for 2 yards against Syracuse (Nov. 18) and two carries for 15 yards against No. 1 Georgia (Nov. 25) ... Hauled in a 41-yard touchdown pass with 56 seconds to go in the first half of the Union Home Mortgage Gasparilla Bowl vs. UCF (Dec. 22), which knotted the game at 17-17 going into halftime and helped lift the Yellow Jackets to an eventual 30-17 victory.

2022 (Redshirt Freshman): Saw action in all 12 games, making one start against No. 13 North Carolina (Nov. 19) ... Ranked fourth overall on the team in receptions (23) and receiving yards (225) ... Caught four passes for 52 yards against No. 17 Ole Miss (Sept. 17) ... Followed that up with two receptions for 31 yards at UCF (Sept. 24) ... Caught two passes for 33 yards vs. Miami (Nov. 12) ... Hauled in a season-best six receptions for 68 yards in the huge 21-17 road win over UNC ... Finished the season off with three receptions for 14 yards at No. 1 Georgia (Nov. 26).

2021 (Freshman): Saw action in three games as a true freshman — vs. Kennesaw State (Sept. 11), vs. Pitt (Oct. 2) and at Duke (Oct. 9) ...



Recorded five receptions for 62 yards on the season, all against eventual ACC champion Pitt.

High School: Rated as a three-star prospect by *Rivals*, *247Sports* and ESPN ... Tabbed as the No. 66-ranked wide receiver in the nation and the No. 75-ranked player in the state of Florida by *Rivals* ... A *Sports Illustrated* all-America candidate as a senior in 2020 ... Has helped lead Champaignt Catholic to three-straight Florida 2A state football championship game appearances – team finished as runner-up in 2018, then won back-to-back state titles in 2019 and 2020 ... First-team all-Dade County selection as a junior and senior and second-team all-Dade County as a sophomore ... Recorded more than 30 catches for over 500 yards and at least seven touchdowns as a senior ... Despite missing two games as a junior, averaged 18.5 yards per catch while amassing 1,057 all-purpose yards and eight total touchdowns ... Coached by Hector Clavijo.

Personal: Majoring in business administration.

CAREER HIGHS

Receptions: 6, twice - last vs. Bowling Green (Sept. 30, 2023)

Receiving Yards: 85 vs. Louisville (Sept. 1, 2023)

Longest Reception: 55 vs. Louisville (Sept. 1, 2023)

Receiving TDs: 2 vs. No. 17 North Carolina (Oct. 28, 2023)

Rushing Attempt: 2 vs. No. 1 Georgia (Nov. 25, 2023)

Rushing Yards: 15 vs. No. 1 Georgia (Nov. 25, 2023)

Longest Rush: 12 vs. No. 1 Georgia (Nov. 25, 2023)

CAREER STATISTICS

RECEIVING

YR	G-GS	NO.	YDS	TD	LG	Rec./G	Avg/C	Avg/G
2021	3-0	5	62	0	24	2.5	12.4	31.0
2022	12-1	23	225	0	38	1.9	9.8	18.8
2023	13-10	46	502	4	55	3.5	10.9	38.6
Total	28-11	74	789	4	55	2.6	10.7	28.2

**77****KEYLAN RUTLEDGE****OL • 6-4 • 310 • Jr.****Royston, Ga./Franklin County (Middle Tennessee St.)**

Middle Tennessee (2022-23): Attended Middle Tennessee from 2022-23 ... Played in 22 games, making 17 starts in two years at MTSU ... Named first-team all-Conference USA in 2023 ... Started all 11 games he played ... Named the team's Offensive Lineman of the Game four times ... Averaged 74 snaps per game to lead all offensive linemen ... Voted a permanent team captain by his teammates ... Missed only one game due to injury ... Played in 11 games as a true freshman in 2022, making six starts ... Named Conference USA All-Freshman ... Averaged just over 50 snaps played per game ... Graded out a winner nine times ... Was the team's offensive lineman of the week following MTSU win over UTEP.

High School: Rated a three-star recruit by 247Sports ... Lettered in football, basketball and track ... Played both offensive and defensive line as a senior ... Earned Region 8-AAA first team honors as a tight end in 2020 ... Was a two-time all-state and all-region performer in basketball after notching 1,000 rebounds and 1,000 points ... Crowned a state champion in the shot-put with a throw of 53 feet, 4 inches ... Also all-state in track ... Played for coach Parker Martin.

Personal: Majoring in history, technology and society.

**59****WILL SCISSUM****LS • 6-2 • 291 • r-Sr.****Marietta, Ga./The Walker School**

2023 (Redshirt Junior): Did not see game action.

2022 (Redshirt Sophomore): Did not see game action.

2021 (Redshirt Freshman): Made collegiate debut in season opener against Northern Illinois (Sept. 4) ... Did not record any statistics.

2020 (Redshirt Freshman – “Covid Year” – year of eligibility retained): Did not appear in game action.

2019 (Freshman): Redshirted.

High School: Four-year letterwinner as an offensive lineman at The Walker School ... Named all-region and all-county by Cobb County Touchdown Club ... Selected to participate in GACA All-Star Game ... Coached by Matt Casper ... Member of National Honor Society, as well as National Science Society and National Spanish Society.

Personal: Graduated from Georgia Tech in December 2023 with a bachelor's degree in civil engineering ... Is pursuing a master's degree civil engineering ... Comes from a family of athletes ... Father, Willard Scissum, was a four-year letterwinner at Alabama before playing two years of professional football in the NFL, spending one year apiece with the Denver Broncos and the Washington Redskins ... Mother, Ellen, ran track and field at Alabama A&M for all four years ... Uncle, Chris, wrestled at the Naval Academy for three years ... Grandfather, Adolph, was a four-year football letterwinner at Alabama A&M ... Cousin, Chauncey, played football for four years at Syracuse and one at UNLV ... Cousin, Gerron, played one year of basketball apiece at VCU, James Madison and Alabama A&M ... Grandmother, Jeannette, was a scientist at NASA ... Will is a two-time member of ACC academic honor roll.

**8****MAKIUS SCOTT****DL • 6-4 • 290 • Sr.****Gainesville, Ga./Gainesville (South Carolina)**

2023 (Junior): Versatile defensive lineman appeared in all 13 games and made 10 starts – seven at defensive end and three at defensive tackle ... Amassed 34 tackles, 1.5 tackles for loss, two quarterback hurries, two pass breakups and a forced fumble over the course of the regular season ... Opened the season as a starter at defensive tackle against Louisville (Sept. 1), making three tackles ... Came off the bench for the next two games and made five tackles as a reserve at No. 17 Ole Miss (Sept. 16) ... Returned to the starting lineup at defensive end the next week against Wake Forest (Sept. 23) and made a career-high seven tackles (including a half-tackle for loss) with a pass breakup in the 30-16 win ... Would go on to start six-straight games at DE ... Had four stops, including a half-tackle for loss, in 23-20 win at No. 17 Miami (Fla.) (Oct. 7) ... Forced a fumble against Boston College (Oct. 21) ... Had five tackles at Virginia (Nov. 4) ... Remained in the starting lineup but returned to DT against Clemson (Nov. 11) and Syracuse (Nov. 18) ... Started at end in Union Home Mortgage Gasparilla Bowl vs. UCF (Dec. 22).

2022 (Sophomore): Saw action in all 12 games and made 12 starts as a defensive tackle ... Finished the season with 22 tackles, which included 2.5 tackles for loss, 1.5 sacks and a fumble recovery ... Turned in best performance of the season with four tackles (three solo) and a sack in the huge 21-17 road victory over No. 13/11 North Carolina (Nov. 19) ... Also

turned in four assisted tackles against Miami (Fla.) (Nov. 12) ... Recorded two tackles six other times – vs. No. 4 Clemson (Sept. 5), at UCF (Sept. 24), at No. 24 Pitt (Oct. 1), vs. Duke (Oct. 8), at Florida State (Oct. 29) and at Virginia Tech (Nov. 5).

2021 (Freshman): Saw action in 11 games as a reserve defensive tackle ... Only missed penultimate game of the season at No. 6 Notre Dame (Nov. 20) ... Recorded one quarterback hurry on the season.

2020 (South Carolina): Did not see game action in lone season at South Carolina.

High School: Rated a three-star prospect by *Rivals*, *247Sports* and *ESPN* ... tabbed as the No. 49-ranked defensive tackle in the nation and the No. 79-ranked player in the state of Georgia in the class of 2020 by *Rivals* ... Lettered in football and basketball at Gainesville H.S. ... Played at Gainesville H.S. with Georgia Tech teammate Jordan Williams ... Plays at Tech for defensive coordinator Andrew Thacker, a Gainesville graduate ... Coached by Heath Webb.

Personal: Majoring in business administration.

CAREER HIGHS

Tackles: 7 at Wake Forest (Sept. 23, 2023)

Solo Tackles: 3, twice - last at Wake Forest (Sept. 23, 2023)

Tackles for Loss: 1.0 at No. 13 North Carolina (Nov. 19, 2022)

Fumbles Forced: 1 vs. Boston College (Oct. 21, 2023)

Fumbles Recovered: 1 at Virginia Tech (Nov. 5, 2022)

Pass Breakups: 1 at Wake Forest (Sept. 23, 2023)

CAREER STATISTICS

DEFENSIVE

YR	G-GS	UT	AT	TT	TFL	SACK	FF/FR	BLK	QBH
2021	11-0	0	0	0	0.0-0	0.0-0	0/0	0	0
2022	12-12	5	17	22	2.5-9	1.5-7	0/1	0	1
2023	13-10	13	21	34	1.5-5	0.0-0	1/0	0	2
Total	36-22	18	38	56	4.0-14	1.5-7	1/1	0	3



73

PATRICK SCREWS, JR.

OL • 6-5 • 310 • r-Fr.
Eufaula, Ala./Eufaula

2023 (True Freshman): Did not see game action ... Redshirted.

High School: Rated as a three-star prospect by *Rivals*, *247Sports* and *ESPN* ... Is the No. 12-ranked center in the nation by *ESPN* and the No. 30-ranked overall prospect in the state of Alabama by *Rivals* ... Two-time all-state performer (2021 and 2022) ... Holds Eufaula H.S. record for most knockdowns in a game ... Selected to participate in Alabama North-South All-Star Football Game ... Coached at Eufaula by Jerrel Jernigan ... Versatile athlete was also a four-year letterwinner in basketball.

Personal: Youngest of three siblings ... Majoring in business administration.



80

BRETT SEITHER

TE • 6-5 • 240 • r-Sr.
Clearwater, Fla./Clearwater Central Catholic (Georgia)

2023 (Redshirt Junior): Appeared in all 13 games and made one start at tight end in his first season at Georgia Tech ... Finished second among Tech's tight ends with 101 receiving yards and third among TEs with seven receptions, but led the position group and finished second on the team with four touchdown receptions (tied-19th in the ACC) ... Became the first Georgia Tech tight end with multiple touchdowns in a season since John Paul Foschi caught two TDs in 2003 ... Opened the season with touchdown catches in back-to-back weeks – a 2-yard reception against Louisville (Sept. 1) and an 8-yard reception vs. South Carolina State (Sept. 9) ... Also hauled in a 16-yard reception at then-No. 17 Ole Miss (Sept. 16) ... Had his best game against then-No. 17 North Carolina (Oct. 28), hauling in two receptions – both touchdowns – for 40 yards, including the would-be game-winner with 4:28 to go in the game on a third and goal pass to get the 46-42 victory ... Became the first Georgia Tech tight end with multiple touchdown receptions in a single game since at least 2000 ... Finished the regular season with a 28-yard catch against then-No. 1 Georgia on Nov. 25.

2019-22 (Georgia): Attended Georgia from 2019-2022 ... Has two seasons of eligibility remaining as a graduate transfer ... Caught four passes for 54 yards and a touchdown over 27 games at UGA ... Saw action as a reserve TE in 10 games in 2022 ... Did not record any statistics in '22 ... Saw action as a reserve TE in 10 games in 2021, catching three passes for 42 yards on the season ... Finished with two catches for 39 yards, including a career-long 30-yarder, in win over Charleston Southern ... His other catch vs. the Buccaneers went for 9 yards and a touchdown ... Had one reception for 3 yards in win over Missouri ... Saw action in the Bulldogs' 2020 season-opening win at Arkansas and had one reception for 12 yards ... Also played in win at Missouri and in the Chick-fil-A Peach Bowl vs. Cincinnati ... Played in two games and redshirted as a true freshman in 2019.

High School: Attended Clearwater Central Catholic High School ... Rated as a 247sports three-star prospect, No. 45 tight end nationally, No. 140 prospect in Florida ... *ESPN* three-star prospect, No. 26 TE nationally, No. 173 prospect in Florida ... *Rivals* three-star prospect ... Helped the Marauders to a 12-1 record, reaching the semifinals of the 2018 FHSAA Class 3A state playoffs ... As a two-way senior player, he tallied 42 receptions for 630 yards and six touchdowns, while defensively he had 31 total tackles, 3.5 TFL, two interceptions, and a fumble caused ... Named *Tampa Bay Times* 2018 all-Pinellas County second-team offense, as well as the all-Tampa Bay third-team offense by the publication ... Caught a 44-yard touchdown for South in the 2018 Pinellas County All-Star Football Game ... As a junior in 2017, recorded 12 receptions for 171 yards and three touchdowns in the state semifinal.

Personal: Pursuing a master's degree in building construction at Georgia Tech ... Earning a bachelor's degree in sports management at Georgia.

CAREER HIGHS

Receptions: 2 vs. No. 17 North Carolina (Oct. 28, 2023)

Receiving Yards: 40 vs. No. 17 North Carolina (Oct. 28, 2023)

Receiving TDs: 2 vs. No. 17 North Carolina (Oct. 28, 2023)

Longest Reception: 35 vs. No. 17 North Carolina (Oct. 28, 2023)



CAREER STATISTICS

RECEIVING

YR	G-GS	NO. YDS	TD	LG	Rec./G	Avg/C	Avg/G
2023	13-1	7 101	4	35	0.5	14.4	7.8
Total	13-1	7 101	4	35	0.5	14.4	7.8



7 TAYE SEYMORE

DB • 5-11 • 205 • So. Atlanta, Ga./South Atlanta

2023 (True Freshman): Appeared in nine games, primarily on special teams ... Finished the season with five tackles (two solo) ... Made a career-high two stops vs. No. 1 Georgia (Nov. 25).

High School: Rated as a two-star prospect by 247Sports and Rivals ... Rated as the No. 62-ranked linebacker in the nation and the No. 69-ranked overall prospect in the state of Georgia by 247Sports ... Began prep career at Lithia Springs H.S. before transferring to South Atlanta H.S. as a senior ... Named first-team all-state as a junior at Lithia Springs ... Three-time first-team all-region honoree (2020 and 2021 at Lithia Springs, 2022 at South Atlanta) ... Amassed 304 tackles and 30 tackles for loss over the course of his prep career ... Versatile athlete also recorded 851 all-purpose yards as a high-schooler (467 on kick returns, 69 on punt returns, 136 rushing and 123 receiving) ... Coached at South Atlanta by Mike Woolridge.

Personal: Majoring in business administration.



43 DAVID SHANAHAN

P • 6-2 • 195 • Sr. Castleisland, County Kerry, Ireland/ St. Patrick's Secondary School

2023 (Junior): Appeared in all 13 games, handling all but one of Georgia Tech's 46 punts on the season ... Averaged 42.8 yards per punt, which would have ranked 41st nationally but due to the proficiency of Tech's offense, he fell short of the 3.6 attempts needed per game to qualify for the official NCAA and ACC rankings ... 10 of his 45 punts traveled 50-plus yards (22.2%), 14 pinned the opponent inside the 20-yard line (31.1%) and 17 were fair caught (37.8%) ... Averaged 43.0 yards on four punts in the season-opener vs. Louisville (Sept. 1) ... Did not attempt a punt in the 48-13 win vs. South Carolina State (Sept. 9) ... Boomed four kicks at a 46-yard clip, including a 54-yard punt in the 30-16 win at Wake Forest (Sept. 23) ... Also averaged 45.2 yards per punt over six tries, including a 58-yarder, at then-No. 17 Miami in the 23-20 win ... Boomed a season-long 61-yard punt in the 46-42 win against then-No. 17 North Carolina (Oct. 28), while totaling two punts for a 48.5-yard average ... Saved his best single-game performance of the season for last, averaging 43.9 yards per punt, including a 57-yarder, with no returns in Union Home Mortgage Gasparilla Bowl win over UCF (Dec. 22) ... Named to All-ACC Academic Team for the third-straight season in recognition of his performances on the field and in the classroom.

2022 (Sophomore): Ranked No. 4 in the ACC and 35th nationally with a 43.5-yard punting average ... 43.5-yard average was the eighth-best in Georgia Tech single-season history ... Upped his career average to 42.6 yards per punt, which ranks third in school history, behind only Ray Guy Award winners Durant Brooks (45.3 - 2006-07) and Pressley Harvin III (44.7 - 2017-20) ... Had at least one punt of 50 or more yards in 9-of-12 games ... Also averaged at least 43 yards per punt in 9-of-12

games ... Downed two kicks inside the 20 yard line twice in a game four times ... 65-yard punt in finale at No. 1 Georgia (Nov. 26) tied for the 26th-longest punt in Georgia Tech history ... Named to All-ACC Academic Team in recognition of his performances on the field and in the classroom.

2021 (Freshman): Appeared in all 12 games and handled all 61 of Georgia Tech's punts on the season, despite having never played in an American football game prior to the campaign ... Averaged 41.5 yards per punt with 13 traveling 50-plus yards (21.3%), 16 pinned inside the 20 yard line (26.2%) and 18 fair catches (29.5%) ... Averaged a whopping, season-high 52.7 yards per punt in his American football debut versus Northern Illinois (Sept. 4) ... 52.7 yards per punt against NIU, which came over three punts and included a 63-yarder, is the seventh-highest single-game punting average in Georgia Tech history (min. two punts) ... Averaged better than 44 yards per punt on six occasions — vs. NIU, Sept. 25 vs. North Carolina (44.7), Oct. 2 vs. Pitt (45.5), Oct. 9 at Duke (45.3), Oct. 30 vs. Virginia Tech (48.2) and Nov. 27 vs. Georgia (Nov. 27) ... Boomed a season-best 71-yard punt at Duke, which was the eighth-longest in school history and the longest by a GT punter since Durant Brooks booted a 77-yarder vs. UNC on Nov. 17, 2007 ... Named to ACC's all-academic team for achievements on the field and in the classroom.

Prior to Georgia Tech: Rated as a three-star prospect by 247Sports and ESPN ... Versatile athlete played Gaelic football, rugby and basketball in his native County Kerry, Ireland ... Was a member of Kerry U17 Gaelic football "panel" that won the 2017 Munster championship (Gaelic football's national title) at the U17 level ... Attended Prokick Australia in Melbourne, Australia, a American football kicking academy that has produced six of the past seven Ray Guy Award winners and four current National Football League punters ... Is the first Prokick alumnus from Ireland ... Continued to hone his punting skills during the Covid-19 pandemic by punting in solitude on his uncle's dairy farm in southwest Ireland.

Personal: Believed to be the first Ireland native ever awarded a full scholarship to play American college football ... Majoring in business administration ... Member of ACC academic honor roll.

CAREER HIGHS

- Punts: 10, twice - last vs. Virginia (Oct. 20, 2022)
- Punting Yards: 430 vs. Virginia (Oct. 20, 2022)
- Punting Avg.: 52.7 vs. Northern Illinois (Sept. 4, 2021)
- Longest Punt: 71 at Duke (Oct. 9, 2021)

CAREER STATISTICS

PUNTING

PUNTING	G	No.	YDS	LG	IN20	AVG
2021	12	61	2,533	71	16	41.5
2022	12	73	3,172	65	11	43.5
2023	13	45	1,927	61	14	42.8
Total	37	179	7,632	71	41	42.6



6

RODNEY SHELLEY**DB • 5-11 • 180 • Jr.**
Fairburn, Ga./Langston Hughes

2023 (Sophomore): Saw action in all 13 games and made first-career starts at cornerback in final two contests of the season, vs. No. 1 Georgia (Nov. 25) and in the Union Home Mortgage Gasparilla Bowl vs. UCF (Dec. 22) ... Finished with 17 tackles, a pass breakup and a blocked kick, with all 17 stops coming over the final five games of the season ... Recorded a career-high eight tackles at Clemson (Nov. 11) ... Talled five tackles in bowl-clinching win over Syracuse (Nov. 18) ... Had a pass breakup and two stops in first start against UGA ... Had a tackle in Union Home Mortgage Gasparilla Bowl win over UCF.

2022 (True Freshman): Saw action in 10 games ... Recorded seven tackles (four solo) on the season ... Completed a 5-yard punt return in the huge 21-17 road win over No. 13/11 North Carolina (Nov. 19) ... Recorded seven tackles (four solo) ... Finished with two tackles in a 28-27 road win against Virginia Tech (Nov. 5).

High School: Rated as a three-star prospect by *247Sports* and ESPN ... Helped lead Langston Hughes to an 13-2 record and 2021 region championship as a senior ... Finished as runner-up for state championship ... Named first-team all-region on offense as a two-way defensive back/wide receiver ... Appeared in all 15 games in 2021, recording 48 tackles (23 solo), five interceptions for 98 total return yardage and four deflected passes ... Also hauled in 38 receptions for 744 yards and 10 touchdowns ... Returned three kicks (159 yards), including one for a touchdown, and three punts (104 yards), including one for a touchdown ... Made nine appearances in 2020, amassing 21 tackles (11 solo), two interceptions, and two passes deflected ... Also caught 18 passes for 283 yards and five touchdowns ... Played five games his sophomore season in 2019 solely on offense, making 12 catches for 155 yards ... Also ran track and was a regional qualifier in the 400-meter dash as a junior ... Coached at Langston Hughes by Daniel Williams.

Personal: Majoring in literature, media and communication.



2

ERIC SINGLETON, JR.**WR • 5-11 • 190 • So.**
Douglasville, Ga./Alexander

2023 (True Freshman): A freshman all-America selection by the Football Writers Association of America (first team), ESPN (first team), The Athletic (first team), On3 (first team — true freshman), *247Sports* (first team — true freshman) and College Football News (second team) ... Honorable mention all-ACC ... Finished second in voting for ACC Offensive Rookie of the Year and third in balloting for the conference's overall Rookie of the Year ... Led Georgia Tech and ranked among the ACC's leaders in receiving yards (714 — ninth in ACC), receptions (48 — 13th in ACC) and touchdown receptions (6 — t-eighth in ACC) ... Ranked fourth among all freshmen nationally (true or redshirt) with 59.5 receiving yards per game and tied for fourth among all freshmen nationally with six touchdown receptions ... Six touchdown receptions were the second-most by a freshman in Georgia Tech history, just one shy of the Tech freshman record of seven shared by Calvin Johnson (2004) and Ahmearon Brown (2019) ... Opened his collegiate career with touchdown receptions in each of the Yellow Jackets' first five games of the season — 5 yards vs. Louisville (Sept. 1), 40 yards vs. South Carolina State (Sept. 9), 15 yards at No. 17 Ole Miss (Sept. 16), 31 yards at Wake Forest (Sept. 23) and 53 yards vs. Bowling Green (Sept. 30) — to become the first player in Georgia Tech history with a touchdown

catch in each of the first five games of his career ... Also became the first Yellow Jacket with a touchdown reception in five-straight games since Kelly Campbell caught a TD pass in six-straight games in 2000 ... Had five catches for 97 yards at Ole Miss ... After missing the Oct. 21 game versus Boston College due to illness, set career highs with eight receptions for 117 yards — all in the first half — of the Yellow Jackets' 46-42 win over No. 17 North Carolina (Oct. 28) ... Career-best performance against UNC kick-started Singleton Jr. hauling in 27 receptions for 351 yards over the final five games of the season (5.4 catches and 70.2 yards per game) ... Caught sixth touchdown pass of the season — a 58-yarder — as part of a five-reception, 80-yard performance at Virginia (Nov. 4) ... Gashed No. 1 Georgia for 96 yards on four receptions (season-best 24.0 yards per catch) (Nov. 25) ... Had an 8-yard catch in Union Home Mortgage Gasparilla Bowl win over UCF (Dec. 22).

High School: Rated as a three-star prospect by *247Sports* and ESPN ... No. 68-ranked wide receiver in the nation and No. 61-ranked prospect out of Georgia by *247Sports* ... First-team all-region honoree ... Finished his high school career with 101 receptions, 1,567 receiving yards and 16 touchdowns ... Hauled in 65 receptions for 1,115 yards (17.2 yards per catch) and 15 touchdowns in 10 games as a senior at Alexander High School, becoming the first 1,000-yard receiver in school history ... Also returned eight kickoffs for 189 yards, averaging 23.6 yards per return, including a 96-yard return for a touchdown ... Returned nine punts for 124 yards (13.8 yards per return) ... Caught 35 receptions his junior year for 444 yards and four touchdowns ... Returned five kickoffs for 69 yards and three punts for 30 yards ... Coached at Alexander by Olton Downs ... Honor roll student.

Personal: Majoring in business administration ... Is the middle of five siblings ... Cousin, Darwin Adams, played wide receiver at Auburn.

CAREER HIGHS**Receptions:** 8 vs. No. 17 North Carolina (Oct. 28, 2023)**Receiving Yards:** 117 vs. No. 17 North Carolina (Oct. 28, 2023)**Receiving TDs:** 1, 6x — last at Virginia (Nov. 4, 2023)**Longest Reception:** 58 at Virginia (Nov. 4, 2023)**Rushing Attempts:** 1 vs. No. 1 Georgia (Nov. 25, 2023)**Rushing Yards:** 9 vs. No. 1 Georgia (Nov. 25, 2023)**Longest Rush:** 9 vs. No. 1 Georgia (Nov. 25, 2023)**CAREER STATISTICS****RECEIVING**

YR	G-GS	NO.	YDS	TD	LG	Rec./G	Avg/C	Avg/G
2023	12-10	48	714	6	58	4.0	14.9	59.5
Total	12-10	48	714	6	58	4.0	14.9	59.5



18

TROY STEVENSON IV**DB • 5-11 • 180 • Fr.**
Hunger, S.C./Philip Simmons

High School: Rated as a four-star prospect by Rivals, *247Sports* and ESPN ... Ranked as the No. 5 player in the state of South Carolina by Rivals ... Tabbed as the No. 30 cornerback in the nation by ESPN ... Two-time all-state and three-time all-region honoree ... Despite seeing teams largely avoid him in the passing game, still amassed eight interceptions over final three high school seasons (four as a sophomore in 2021, two as a junior in 2022, two as a senior in 2023) and total 22 passes defensed, including 10 as a senior in '23 ... Played wide receiver on offense and totaled 11,756 all-purpose yards (1,020 receiving — a school record — 236 rushing, 390 kickoff return, 24 punt return and 86 interception return) and 21 touchdowns (17 receiving, two rushing and two interception



return) over final three seasons ... Helped lead Philip Simmons H.S. to 11-2 record, region championship and South Carolina Lower State 2A semifinals as a sophomore in 2021 and a 10-2 record and the Lower State 3A quarterfinals as a senior in 2023 ... Selected to participate in the Shrine Bowl of the Carolinas ... Coached by Eric Bendig ... Also lettered in basketball and track and field ... Was an all-state performer in the high jump, long jump and 4x100 relay.

Personal: Majoring in mechanical engineering.



87

BAILEY STOCKTON

WR • 5-11 • 185 • r-Fr. Bogart, Ga./Prince Avenue Christian School

2023 (Freshman): Saw action in two early-season games – vs. South Carolina State (Sept. 9) and at No. 17 Ole Miss (Sept 16) ... Did not record any statistics ... Redshirted.

Personal: Majoring in business administration.



48

JOSEPH STOEVER

LS • 6-2 • 210 • r-Fr. Savannah, Ga./Benedictine Military Academy

2023 (Freshman): Did not see game action ... Redshirted.

Personal: Majoring in business administration.



0

TRENILYAS TATUM

LB • 6-2 • 225 • Sr. Riverdale, Ga./Mount Zion

2023 (Junior): Played in all 12 regular-season games and started the first six at linebacker ... Tied for ninth on the team with 38 total tackles and tied for fifth on the squad with four tackles for loss ... Had at least one tackle in 11-of-12 games and made multiple stops in 10-of-12 ... Opened the season with a career-high eight tackles and a pass breakup against Louisville (Sept. 1) ... Came off the bench to record a tackle for loss in four of the final five games of the season (Oct. 28 vs. No. 17 North Carolina, Nov. 4 at Virginia, Nov. 18 vs. Syracuse and Nov. 25 vs. No. 1 Georgia), with Tech going 3-1 in those four games ... Had five total tackles in the bowl-clinching win over Syracuse.

2022 (Sophomore): Saw action in all 12 games, making four starts ... Recorded 31 total tackles on the season (18 solo), 2.5 tackles for loss, 1.0 sacks and a forced fumble ... Tallied a season-best seven tackles in the 35-17 win against Western Carolina (Sep. 10) and again made seven stops in the huge 36-21 road win at then-No. 24 Pitt (Oct. 1) ... Recorded his first career forced fumble against Virginia (Oct. 20) ... Also totaled four tackles (two solo) at No. 1 Georgia.

2021 (Freshman): Saw action in 10 games as a reserve linebacker and on special teams ... Made first-career start at LB at No. 6 Notre Dame (Nov. 20) ... Finished the season with 12 tackles in 10 games ... After totaling just four stops over the his first eight games of the year, made eight tackles in his final two contests — five (all solo) vs. Boston College (Nov. 13) and three at Notre Dame.

High School: Rated a four-star prospect by Rivals ... Tabled as the No. 18-ranked inside linebacker in the nation and the No. 24-ranked player in the state of Georgia by Rivals ... As a junior, made 91 tackles with 31 tackles for loss and 14 sacks, en route to all-region recognition ... Lettered in both football and basketball at Mt. Zion H.S. ... Coached by Kevin "Bull" Jones.

Personal: Majoring in business administration.

CAREER HIGHS

- Tackles: 8 vs. Louisville (Sept. 1, 2023)
Solo Tackles: 5 vs. Boston College (Nov. 13, 2021)
Sacks: 1.0 at Florida State (Oct. 29, 2022)
Tackles for Loss: 1.0, twice - last at Florida State (Oct. 29, 2022)
Fumbles Forced: 1 vs. Virginia (Oct. 20, 2022)

CAREER STATISTICS

DEFENSIVE

Table with columns: YR, G-GS, UT, AT, TT, TFL, PD, FF/FR, SACK, QBH. Rows for 2021, 2022, 2023, and Total.



18

ZION TAYLOR

WR • 6-0 • 205 • r-Fr. Norcross, Ga./Norcross

2023 (Freshman): Did not see game action ... Redshirted.

High School: Rated as a three-star prospect by 247Sports, Rivals and ESPN ... No. 76-ranked prospect out of Georgia by 247Sports ... Finished high school with 113 receptions, 1,745 receiving yards and 16 touchdowns, as well as 2,859 all-purpose yards over 35 games ... Transferred to Norcross ahead of his senior year and helped them reach Georgia Region 7-AAAAAAA Championship Game ... Named 2022 Gwinnett Specialist of the Year ... Played in 12 games for Norcross, hauling in 50 receptions for 819 yards and eight touchdowns (averaging 16.4 yards per catch) ... Also took 12 carries for 167 yards (13.9 yards per carry) and three rushing touchdowns ... Also returned 12 kickoffs for 431 total yards and three touchdowns and 19 punts for 299 yards ... Finished overall with a whopping 1,716 all-purpose yards during his senior campaign ... Coached at Norcross by Keith Maloof ... Named first-team all-county as a junior by Touchdown Club of Gwinnett at Parkview High School ... Caught 48 passes for 700 yards and seven touchdowns for the Panthers' state playoff team ... As a sophomore, caught 15 passes for 226 yards and one touchdown.

Personal: Majoring in biology.



49

RONNIE THOMAS

LS • 5-10 • 215 • r-Sr. Warner Robbins, Ga./Houston County (Kennesaw St.)

Kennesaw State (2022-23): Spent two seasons at nearby Kennesaw State ... Played in all nine of KSU's games as a redshirt freshman in 2023 and had 91 total snaps ... Played in four games as a true freshman in 2022 and redshirted.

High School: Coached by Jeremy Edwards at Houston County H.S.

Personal: Majoring in business administration.



92

TY THOMPSON**DL • 6-0 • 245 • r-So.**
Allatoona, Ga./Allatoona**2023 (Redshirt Freshman):** Did not see game action.**2022 (True Freshman):** Did not see game action ... Redshirted.**High School:** Played outside linebacker and defensive end at nearby Allatoona H.S. ... Helped lead Allatoona to 29 wins and three playoff appearances over final three prep seasons, including a berth in Georgia 6-A state championship game as a sophomore in 2019 ... Attended same high school as current Georgia Tech teammate Ezra Odinjor.**Personal:** Majoring in business administration.

... Helped anchor an offensive front that had five different starting combinations in 12 games ... Led Georgia Tech's offensive linemen in total snaps with 777.

2021 (Freshman): Was limited to 10 games and nine starts due to injury ... Did not start but played in the opener versus Northern Illinois (Sept. 4) ... Started the remaining games of the season at right tackle except for Oct. 23 at Virginia and Oct. 30 at Virginia Tech ... Helped anchor an offensive line that paved the way for two running backs (Jahmyr Gibbs and Dontae Smith) to earn all-ACC recognition from Pro Football Focus.**2020 (Freshman – “Covid Year” – year of eligibility retained):** Was the opening-day starter at right tackle as a true freshman ... Went on to appear in all 10 games and start in nine (came off the bench against Duke on Nov. 28) ... Helped pave the way for Georgia Tech to rank fourth in the ACC in fewest sacks allowed (2.3 per game) and fifth in the league in rushing (190.8 yards per game).**High School:** Rated as a three-star prospect by *Rivals*, *247Sports* and ESPN ... Tabbed as the No. 44-ranked offensive tackle in the nation by *Rivals* and the No. 56-ranked player in the state of Georgia by *247Sports* and ESPN ... Named to 2020 GSWA Class AAAAAA all-state team ... Teamed with current Georgia Tech teammate Makius Scott ... Coached by Health Webb.**Personal:** Graduated from Georgia Tech in May 2024 with a bachelor's degree in business administration ... Continues to pursue business administration studies as a graduate student.

23

ZACHARY TOBE**DB • 6-2 • 195 • So.**
Ocoee, Fla./Ocoee (Illinois)**Illinois (2023):** Played in 10 games and made three starts at cornerback in lone season at Illinois ... Recorded 25 tackles and five pass breakups ... Had three tackles and a season-high three pass breakups vs. FAU ... Amassed a season-high seven tackles in finale vs. Northwestern ... Also had three or more tackles against Nebraska (4), Minnesota (3) and Indiana (3) ... Broke up single passes against Wisconsin and Indiana.**High School:** Rated as a three-star recruit by *Rivals*, *247Sports* and ESPN ... Four-year letterwinner at Ocoee H.S. ... Coached by Aaron Sheppard ... Member of academic honor roll all four years.**Personal:** Majoring in history, technology and society.

32

SYLVAIN YONDJOUEN**DL • 6-4 • 260 • r-Sr.**
Ruisbroek, Belgium/Don Bosco**2023 (Senior):** Suffered a season-ending injury in the season-opener against Louisville (Sept. 1) ... Redshirted.**2022 (Junior):** Saw action in all 12 games as a reserve defensive end ... Was a disruptive force in the backfield off the bench, finishing the season with 32 tackles, including 2.5 sacks (fourth on team) and five tackles for loss (fifth on team) ... Recorded at least one tackle in 11-of-12 games and had multiple stops in 8-of-12 contests ... Opened the season with a TFL vs. No. 4 Clemson (Sept. 5) ... Had a career-high four tackles and registered his first sack of the season at UCF (Sept. 24) ... Also notched a sack in win at No. 24 Pitt (Oct. 1) ... Recorded a half-sack (his third-straight game with a sack) and batted down a pass in overtime win over Duke (Oct. 8) ... Had a career-best 1.5 sacks and finished with three total tackles to help lead Jackets to impressive win at No. 13 North Carolina (Nov. 19) ... Closed the campaign with three stops against No. 1 Georgia (Nov. 26).**2021 (Sophomore):** Saw action in all 12 games as a reserve defensive end and on special teams ... Recorded 12 tackles in 12 games, including a tackle for loss and a sack ... Added a forced fumble, a pass breakup and a quarterback hurry ... Notched a season-high two tackles in four different games — vs. No. 20 North Carolina (Sept. 25), at Virginia (Oct. 23), at No. 6 Notre Dame (Nov. 20) and at No. 1 Georgia (Nov. 27) ... Stuffed the stat sheet with a sack, tackle for loss and forced fumble at Notre Dame.**2020 (Sophomore – “Covid Year” – year of eligibility retained):** Appeared in first three games of the season and made two

39

JAMES WHATLEY**P/PK • 6-2 • 195 • Fr.**
Birmingham, Ala./Oak Mountain**Personal:** Majoring in business administration.

54

JORDAN WILLIAMS**OL • 6-6 • 315 • Sr.**
Gainesville, Ga./Gainesville**2023 (Junior):** Appeared in 11 games at right tackle, making 10 starts ... Despite missing midseason tilt versus Bowling Green (Sept. 30) and No. 17 Miami (Fla.) (Oct. 7) due to injury, ranked fifth among Tech's offensive linemen with 592 snaps ... Received a 73.8 pass-blocking grade from Pro Football Focus, which ranked 10th among ACC tackles ... Helped pave the way for Georgia Tech to rush for 203.8 yards per game, good for tops in the ACC and 12th nationally ... Also a key cog in an offensive front that allowed just 1.15 sacks per game, which also led the ACC and ranked 15th nationally.**2022 (Sophomore):** Started all 12 games ... Displayed great versatility, making eight starts at right tackle and four at right guard



starts before sustaining a season-ending injury at Syracuse (Sept. 26) ... Was in on a tackle for loss in all three games — 0.5 at Florida State (Sept. 12), 1.0 vs. UCF (Sept. 19) and 1.0 at Syracuse ... Finished with five total tackles and a quarterback hurry in three games.

2019 (Freshman): Appeared in 11 games, making two starts at defensive end — Nov. 9 at Virginia and Nov. 30 vs. then-No. 4 Georgia ... Finished with 14 tackles (six solo) and 1.0 tackles-for-loss for 1 yard ... Made his collegiate debut against South Florida (Sept. 7) ... Recorded three tackles (one solo) at Temple (Sept. 28) ... Tallied a season-best four tackles (two solo) at Duke (Oct. 12) ... Registered tackles in four-straight games — one vs. Pitt (Nov. 2), three at Virginia (Nov. 9), two vs. Virginia Tech (Nov. 16) and one vs. NC State (Nov. 21) ... Also turned in his first-career tackle-for-loss against Virginia Tech.

Prior to Georgia Tech: Rated as a three-star prospect by *ESPN*, *247Sports* and *Rivals* ... Played four years of football in his native Belgium ... Helped lead his team to Belgian junior championships in 2015 and 2016 ... Was selected to play for the Belgian national team and was named MVP in an international game versus Spain in 2016.

Personal: 25 years old ... Is one of four siblings ... Spent much of his youth playing soccer in his native Belgium but was taken to an American football practice by a friend when he was 16 and "just loved it" ... Earned bachelor's degree in business administration from Georgia Tech in December 2022 ... Pursuing graduate studies in economics.

CAREER HIGHS

- Tackles:** 4, twice - last at UCF (Sept. 24, 2022)
- Solo Tackles:** 4 at UCF (Sept. 24, 2022)
- Tackles for Loss:** 1.5 at No. 13 North Carolina (Nov. 19, 2022)
- Sacks:** 1.0 at No. 6 Notre Dame (Nov. 20, 2021)
- Forced Fumbles:** 1 at No. 6 Notre Dame (Nov. 20, 2021)
- Pass Breakups:** 1 vs. Duke (Oct. 8, 2022)

CAREER STATISTICS

DEFENSIVE

YR	G-GS	UT	AT	TT	TFL	SACK	FF/FR	BLK	QBH
2019	11-2	6	8	14	1.0-1	0.0-0	0/0	0	0
2020	3-2	3	2	5	2.5-7	0.0-0	0/0	0	1
2021	12-0	7	5	12	1.0-5	1.0-5	1/0	0	1
2022	12-1	11	12	23	5.0-15	2.5-8	0/0	0	1
2023	1-1	--Redshirted--							
Total	39-6	26	26	52	9.5-28	3.5-13	1/0	0	3



99

JORDAN VAN DEN BERG

DL • 6-3 • 305 • r-Jr.
Johannesburg, South Africa/Providence Christian Academy (Ga.) (Penn State)

Penn State (2021-23): Appeared in 28 games over three seasons at Penn State ... Totaled 26 tackles, including 2.5 sacks and four tackles for loss, forced two fumbles and recovered one in his three seasons at PSU ... Had a career-high 11 tackles in 11 games as a redshirt sophomore in 2023 ... Recorded nine stops, including a career-best 1.5 sacks, and forced a fumble as a redshirt freshman in 2022 ... Played in just four games but notched a career-high two tackles for loss to go along with six total tackles, a sack and a forced fumble as a freshman in 2021 ... Both of his forced fumbles and lone fumble recovery came in Big Ten games against Maryland (FR in 2023, FFs in 2021 and 2022) ... Named to 2023 Reese's Senior Bowl preseason watch list ... Named PSU's Developmental Squad co-Defensive Player of the Year in 2021 ... Two-

time academic all-Big Ten honoree.

Iowa Western C.C. (2020): Played one season at Iowa Western Community College in Council Bluffs, Iowa during the spring of 2021 (season moved from fall due to Covid-19 pandemic) ... Added 40 pounds to aid in transition from linebacker to defensive line ... Named first-team junior college all-America and first-team all-region despite playing in only six games ... Recorded 13 tackles, including four TFL ... Had a season-high 7.5 tackles against Iowa Central C.C. ... Had a season-best two TFL against Snow College ... Helped lead Iowa Western C.C. to an 8-1 overall record.

High School: Played linebacker at Providence Christian Academy in nearby Lilburn, Ga. ... Named first-team all-state as a senior in 2019 ... Two-time all-region and all-county honoree ... Providence Christian's all-time leader in career tackles, single-season tackles and single-season tackles for loss ... Set school records with 157 tackles and 14 TFL as a senior ... Also notched four sacks during final prep campaign ... Coached by Parker Conley ... Also earned three letters in baseball and two in basketball.

Personal: Pursuing a master's degree in management ... Born in Johannesburg, South Africa and moved with his family to the Atlanta metro area when he was 10 years old ... Played rugby in his native South Africa ... One of five brothers ... Grandfather, Francois van den Berg, competed and placed in the Universe Competition, South Africa's national championship for bodybuilding ... Grandmother, Joan Rocci, was a swimmer who represented South Africa in the 1958 Commonwealth Games and held multiple national records ... Jordan earned a bachelor's degree in telecommunications from Penn State in December 2023 ... Aspires for a career in coaching, specifically as a defensive coordinator at the Power Five level.

COACHES AND STAFF





BRENT KEY

HEAD COACH

2ND FULL SEASON AS HEAD COACH • ALMA MATER: GEORGIA TECH, 2001
17 CHAMPIONSHIPS AS A COACH AND PLAYER
(9 DIVISION, 7 CONFERENCE, 1 NATIONAL)

Brent Key, a Georgia Tech alumnus and football letterwinner, was officially named the 21st head coach in Tech football history by Institute President Dr. Ángel Cabrera and director of athletics J Batt on Nov. 29, 2022.

After winning just 10 of its previous 38 games, Georgia Tech is 11-10 in Key's 21 games as the head coach at his alma mater, including a 7-6 mark in his first full season at the helm in 2023. The winning season was Tech's first since 2018 and was capped by a 30-17 win over UCF in the 2023 Union Home Mortgage Gasparilla Bowl in Tampa, Fla., which was the Yellow Jackets' first postseason victory since 2016.

The Jackets' 7-6 mark in 2023 included wins over No. 17 Miami (Fla.) and No. 17 North Carolina, which moved Georgia Tech to 4-0 against nationally ranked Atlantic Coast Conference opponents in Key's 21 games as head coach. Tech finished 5-3 overall in ACC play in '23, good for a tie for fourth place in the 14-team conference after being picked to finish 12th in the league's preseason poll.

The Yellow Jackets' success in 2023 was highlighted by one of the nation's most prolific offenses. Befitting Key's background as an all-ACC offensive lineman and one of college football's most successful offensive line coaches, the Jackets led the ACC and ranked among the top 15 nationally in rushing offense (203.8 ypg – 12th nationally) and sacks allowed (1.15 pg – 15th) in '23.

However, the offense wasn't the only area where the Jackets reflected their head coach's identity in '23, as they also ranked among the ACC and national leaders in blocked kicks (four – good for first in the ACC and a tie for third nationally), turnovers forced (25 – second in the ACC and ninth nationally) and fewest penalties (5.15 pg – third in the ACC).

Seven different Yellow Jackets earned all-ACC recognition in 2023, highlighted by all-America safety Jaylon King. Additionally, three freshmen – PK Aidan Birr, OL Ethan Mackenry and WR Eric Singleton Jr. – earned freshman all-America honors, putting a spotlight on the Jackets' bright future under Key.

Key took the reins of the program on a full-time basis after leading the Yellow Jackets to a 4-4 record over the final eight games of the 2022 season as interim head coach. The four wins included two road victories over nationally ranked opponents – a 26-21 win at No. 24 Pitt in his first game at the helm on Oct. 1 and a 21-17 triumph at No. 11 North Carolina on Nov. 19. The Jackets overcame a plethora of injuries – including to its top two quarterbacks – to finish 5-7 overall and 4-4 in Atlantic Coast Conference play after a 1-3 (0-1 ACC) start. The overall and conference win totals were Tech's highest since 2018, as was its fourth-place finish in the ACC Coastal Division standings (the Jackets defeated all three teams that finished ahead of them in the division standings – North Carolina, Pitt and Duke).

A 2001 Georgia Tech graduate (management), Key is the fifth Tech alumnus to serve as the Yellow Jackets' head coach, joining William Alexander (1912 graduate; head coach from 1920-44), Bill Fulcher (1956; 1972-73), Pepper Rodgers (1955; 1974-79) and Bill Curry (1965; 1980-86). Key played offensive line for the Jackets from 1997-2000.

Prior to being named Georgia Tech's interim head coach on Sept. 26 of this season, Key was in his fourth season as the Yellow Jackets' assistant head coach, run game coordinator and offensive line coach. In his four seasons at his alma mater, Georgia Tech's run game produced an all-American, three all-Atlantic Coast Conference honorees and finished in the top half of the ACC in rushing offense twice. Key has also mentored a pair of all-ACC offensive linemen.

Despite battling a rash of injuries across the offensive front throughout the season, 2021 marked the second-straight season that Tech's rushing offense ranked in the top half of the ACC under Key's watch, with tackle Devin Cochran earning honorable-mention all-ACC recognition before going on to sign with the National Football League's Cincinnati Bengals.

In 2020, the Jackets ranked fourth in the ACC in fewest sacks allowed (2.3 per game) and fifth in the league in rushing (190.8 yards per game), all with a true freshman (Jordan Williams) starting 9-of-10 games at right tackle.

Despite a multitude of injuries, the Jackets' offensive line improved throughout the 2019 season, as it went through the monumental transition from an option-based scheme to a pro-style, spread attack. During a one late-season three-game stretch, Tech faced teams that ranked first (Pitt), fourth (Miami) and eighth (Virginia) nationally in sacks. Tech's offensive front allowed just five total sacks in those three games, including none against eventual ACC Coastal Division champion Virginia. In all, the Jackets didn't surrender a sack in two of its final four contests.

Key came back to his alma mater after three seasons as offensive line coach at Alabama (2016-18), where he helped lead the Crimson Tide to two Southeastern Conference championships, three College Football Playoff championship games and the 2017 national title.



Brent Key was named the 21st head coach in Georgia Tech history on Nov. 29, 2022.

In each of his three seasons at Alabama, Key's offensive lines were finalists for the Joe Moore Award, which is presented annually to the nation's top offensive front, and was the only group in the nation to receive the honor all three seasons. He also coached four All-Americans (including two unanimous picks – tackle Cam Robinson in 2016 and tackle Jonah Williams in 2018) and nine all-SEC selections (including seven first-teamers) during his time with the Tide. In addition to being unanimous All-Americans, Robinson won the 2016 Outland Trophy as the nation's best interior lineman and Williams was a finalist for the award in '18. They also won the Jacobs Blocking Trophy (SEC's top offensive lineman) in '16 and '18, respectively.

Seven linemen that Key coached in his three seasons at Alabama went on to be selected in the National Football League Draft — Jedrick Wills (No. 10 overall, Cleveland Browns, 2020), Williams (No. 11 overall, Cincinnati Bengals, 2019), Alex Leatherwood (No. 17 overall, Las Vegas Raiders, 2021), Robinson (No. 34 overall, Jacksonville Jaguars, 2017), Ross Pierschbacher (fifth round, Washington Redskins, 2019), Bradley Bozeman (sixth round, Baltimore Ravens, 2018) and Deonte Brown (sixth round, Carolina Panthers, 2021).

Key was also lauded for his work on the recruiting trail at Alabama. He was tabbed as the nation's No. 2 recruiter by *247Sports* for his work in landing the Crimson Tide's 2019 class and the No. 1 recruiter in the nation for his efforts with the 2020 class.

Prior to his three-year stint at Alabama, Key spent 11 seasons at UCF (2005-15). He started at UCF as a graduate assistant and worked his way up to assistant head coach (2012-15) and offensive coordinator (2014-15). He also coached tight ends for three seasons (2006-08), offensive line for six seasons (2009-14), running backs for one season (2015), was special teams coordinator for one season (2008) and recruiting coordinator for six seasons (2007, 2010-14) with the Knights. In 2012, 2013 and 2014, Key was nominated for the Broyles Award, given to the top assistant coach in college football.

During Key's 11 seasons at UCF, the Knights won four conference championships (2007, 2010, 2013 and 2014), highlighted by a 12-1 campaign in 2013, which culminated with a 52-42 win over No. 5 Baylor in the Fiesta Bowl. The Knights beat two top-10 teams in '13 (Baylor and No. 8 Louisville) and Key's offensive front, which did not allow a sack against Penn State, Louisville, UConn or Baylor, helped pave the way for UCF to average 441.5 yards and 34.6 points per game, both among the highest marks in program history. His offensive line also provided protection for American Athletic Conference Offensive Player of the Year Blake Bortles.

In his six seasons as UCF's offensive line coach, eight different linemen earned all-conference recognition a total of 16 times and four went on to play in the NFL, including 2011 third-round draft pick Jah Reid. He also coached an NFL draft pick at tight end in Mike Merritt (2008).

During his time at UCF, Key coached under his head coach as a student-athlete at Georgia Tech, George O'Leary.

Key got his start in coaching as a graduate assistant at Georgia Tech in 2001-02 and served as tight ends and running backs coach at Western Carolina in 2004.

Key was a four-year starter in his four seasons as a student-athlete at Georgia Tech (1997-2000). While making 44-straight starts at right guard, Key was a part of a senior class that led Georgia Tech to four-straight bowl appearances for the first time since 1953-56. As a sophomore in 1998, he helped lead Tech to a 10-2 record and a share of the ACC championship. During his junior campaign in 1999, the Jackets ranked No. 1 nationally in total offense (509.0 ypg). He was voted a team captain and all-ACC as a senior in 2000. In all, he was a key cog in an offensive front that helped the Yellow Jackets lead the ACC in rushing three times.

A Clay, Ala. native, Key, 46, was an all-state performer at Hewitt-Trussville H.S. He and his wife, Danielle, have a daughter, Harper.

THE KEY FILE

RECORD AS HEAD COACH

Georgia Tech..... 11-10 (9-6 ACC)

PERSONAL

HometownClay, Ala.

EducationGeorgia Tech, 2001 (B.S., management)

Familywife: Danielle; daughter: Harper

PLAYING EXPERIENCE

1997-2000OL, Georgia Tech

COACHING EXPERIENCE

2001-02Graduate assistant, Georgia Tech

2004.....Tight ends/running backs, Western Carolina

2005.....Graduate assistant, UCF

2006.....Tight ends, UCF

2007.....Tight ends/recruiting coordinator, UCF

2008.....Tight ends/special teams coordinator, UCF

2009.....Offensive line, UCF

2010-11Offensive line/recruiting coordinator, UCF

2012-13Assistant head coach/offensive coordinator/
offensive line/recruiting coordinator, UCF

2014.....Assistant head coach/offensive coordinator/
running backs, UCF

2015-18Offensive line, Alabama

2019-22Assistant head coach/run game coordinator/
offensive line, Georgia Tech

2022.....Interim head coach, Georgia Tech

2023-Head coach, Georgia Tech



The Key Family: Harper, Brent and Danielle



BUSTER FAULKNER

OFFENSIVE COORDINATOR/TIGHT ENDS

2ND SEASON AT GEORGIA TECH • ALMA MATER: VALDOSTA STATE, 2005
 14 CHAMPIONSHIPS AS A COACH AND PLAYER
 (4 DIVISION, 6 CONFERENCE, 3 NATIONAL; 1 HS STATE)

Buster Faulkner, who boasts 18 years of experience on college football staves – including 11 as an offensive coordinator – and three national championship rings, is in his second season as the offensive coordinator at Georgia Tech.

In his first season with the Yellow Jackets, Faulkner directed a Georgia Tech offense that led the Atlantic Coast Conference in rushing (203.8 ypg – 12th nationally) and ranked among the conference leaders in total offense (424.6 ypg – third), scoring (31.1 ppg – fourth) and passing efficiency (139.12 – fifth). The Jackets were also tops in the ACC in fewest sacks allowed (1.15 ypg – 15th nationally) and ranked second in the league in third-down conversions (.431).

Individually, five Yellow Jackets earned all-ACC recognition on the offensive side of the ball, including third-team running back Jamal Haynes, Tech's first 1,000-yard rusher in six years. The quintet of all-conference honorees also included quarterback Haynes King, who was one of only two Power Five players with at least 2,800 passing yards, 700 rushing yards, 25 touchdown passes and 10 touchdown runs in 2023, freshman wideout Eric Singleton Jr., whose six touchdown receptions were just one shy of the Tech freshman record, and linemen Joe Fusile and Jordan Williams.

Faulkner came to Tech after winning two national titles in three seasons as an offensive quality control assistant for quarterbacks at Georgia (2020-22). At UGA, he played a significant role in constructing and fielding one of college football's top offenses, highlighted by the Bulldogs finishing in the top five nationally both in scoring (41.3 ppg) and total offense (501.1 ypg) in 2022. Georgia quarterback Stetson Bennett IV finished fourth in voting for the 2022 Heisman Trophy in Faulkner's final year on the UGA staff.

Prior to his three-year stint at Georgia, he spent 10 seasons as offensive coordinator at Southern Miss (2019), Arkansas State (2016-18), Middle Tennessee (2011-15*) and Murray State (2010). His 11 seasons as a coordinator also includes a season as OC at Valdosta State in 2008.

In his lone season at Southern Miss, the Eagles led Conference USA and ranked in the top 20 nationally in passing offense (289.5 ypg) en route to a seven-win campaign, which remains tied for the program's third-most wins in a season in the past 11 years.

At Arkansas State, Faulkner's offenses led the Sun Belt Conference and ranked in the top 20 nationally in total offense each of his final two seasons with 466.2 ypg in 2018 (17th nationally) and 494.8 ypg in 2017 (10th nationally). He helped lead to the 2016 Sun Belt championship, the 2018 Sun Belt West Division title & three bowl games in his three years at ASU.

In his five seasons at Middle Tennessee, the Blue Raiders averaged more than 31 points a game and, from 2013-15, rolled up more than 5,000 yards each season, which marked the first time in program history that Middle Tennessee recorded 5,000 yards in three-straight campaigns. Middle Tennessee finished no worse than .500 in each of Faulkner's four full seasons as offensive coordinator* and earned a pair of bowl berths.

Prior to making the jump to the NCAA Division I FBS level, Faulkner cut his teeth as an offensive coordinator at Murray State. In his lone season at MSU, the Racers led the Ohio Valley Conference in scoring (42.2 ppg), passing (362.2 ypg) and total offense (486.3 ypg) while ranking among top five nationally in all three categories. Murray State also led the nation in completions and completion percentage and quarterback Casey Brockman, who only started the final six games of the season, was named OVC Player of the Week three times, FCS National Player of the Week twice and second-team all-conference.

Faulkner's one season at Murray State was preceded by a season as quarterbacks coach at Central Arkansas (2009), where UCA's offense ranked in the top 25 in Division I FCS in every major offensive statistic.

Three of Faulkner's first four seasons in coaching came at his alma mater, Valdosta State, where he began as a student assistant in 2005, served as quarterbacks coach in 2007 and was promoted to offensive coordinator in 2008. In '07, he helped lead the Blazers to the NCAA Division II national title. As offensive coordinator in '08, VSU advanced to the national quarterfinals behind freshman quarterback Chris Hart, who accounted for more than 3,000 yards of offense and 27 touchdowns en route to being named Gulf South Conference Freshman of the Year.

Faulkner spent the 2006 campaign as a graduate assistant at Georgia, working with UGA's quarterbacks and offensive line.

As a player, Faulkner starred at quarterback for Valdosta State from 2001 to 2003. In three seasons at VSU (he redshirted as a true freshman in 2000), Faulkner passed for 7,100 yards and 64 touchdowns while helping lead the Blazers to a 47-6 overall record. He was a first-team all-conference and honorable-mention all-America selection as a sophomore in 2002, when he threw for 3,941 yards and 44 touchdowns and led VSU to a berth in the Division II national title game.

He played his senior season (2004) at Texas A&M-Commerce, where he passed for 2,861 yards and 16 touchdowns and set 10 school records.

An Atlanta-area native, Faulkner was a three-year starter at quarterback at Parkview H.S. in Lilburn and led the Panthers to the 1997 Georgia 4A state championship, the first state title in school history.

In all, he has won three national championships, six conference titles and four division crowns at the collegiate level and a state championship at the high school level as a player and coach.

Faulkner earned a bachelor's degree in history from Valdosta State in 2005. He and his wife, Tia, have a son, Harrison, and two daughters, Hadley and Haisley.

THE FAULKNER FILE

PERSONAL

Hometown Lilburn, Ga.
Education Valdosta State, 2005 (B.A. history)
Family wife: Tia; son: Harrison;
 daughters: Hadley and Haisley

PLAYING EXPERIENCE

2000-03 QB, Valdosta State
 2004 QB, Texas A&M-Commerce

COACHING EXPERIENCE

2005 Student assistant, Valdosta State
 2006 Graduate assistant (QB/OL), Georgia
 2007 Quarterbacks, Valdosta State
 2008 Offensive coordinator/quarterbacks, Valdosta State
 2009 Quarterbacks, Central Arkansas
 2010 Offensive coordinator/quarterbacks, Murray State
 2011-15 Offensive coordinator/quarterbacks,
 Middle Tennessee
 2016 Offensive coordinator, Arkansas State
 2017-18 Offensive coordinator/tight ends, Arkansas State
 2019 Offensive coordinator/quarterbacks, Southern Miss
 2020-22 Quality Control (quarterbacks), Georgia
**2023-..... Offensive coordinator/tight ends,
 Georgia Tech**



CHRIS WEINKE

ASSISTANT HEAD COACH/CO-OFFENSIVE COORDINATOR/ QUARTERBACKS

3RD SEASON AT GEORGIA TECH • ALMA MATER: FLORIDA STATE, 2000

9 CHAMPIONSHIPS AS A COACH AND PLAYER

(1 DIVISION, 4 CONFERENCE, 2 NATIONAL; 1 NFL DIVISION, 1 NFL CONFERENCE)

Heisman Trophy winner and seven-year National Football League veteran Chris Weinke is in his third year as Georgia Tech's quarterbacks coach, his second year as the Yellow Jackets' co-offensive coordinator and his first year as Tech's assistant head coach.

In 2023, Weinke coached Haynes King to one of the most prolific seasons by a quarterback in Georgia Tech history, with the sophomore throwing for 2,842 yards (fourth-most in school history and just 243 short of the school record), 27 touchdowns (second in school history, two shy of program record) and 226 completions (second in school history, 23 short of Tech record). King's 3,729 yards of total offense were also the second-most in school history (just 65 shy of the school record) and he was one of only two Power Five players with at least 2,800 passing yards, 700 rushing yards, 25 touchdown passes and 10 touchdown runs in '23 (joining Heisman Trophy winner and No. 2 NFL Draft pick Jayden Daniels).

In his first season at Tech in 2022, Weinke guided one of the nation's youngest quarterback rooms (no one older than a sophomore) through a plethora of injuries. Despite four different signal-callers seeing significant action throughout the season, three different starting quarterbacks won games for the Yellow Jackets and the group threw just nine interceptions in 12 games. In all, the Jackets finished second in the Atlantic Coast Conference and 13th nationally in fewest turnovers lost (13).

Weinke, who won the 2000 Heisman Trophy as a quarterback at Florida State and led the Seminoles to a national championship in 1999, has extensive coaching experience at the high school, college and National Football League levels. Prior to his arrival at Georgia Tech in 2022, he most recently spent three seasons at Tennessee, as running backs coach (2018) and quarterbacks coach (2019-20).

In addition to his three seasons at Tennessee, Weinke's coaching resume includes a season as an offensive analyst at national champion Alabama (2017), two seasons as quarterbacks coach with the St. Louis/Los Angeles Rams (2015-16) and five seasons as the director of the IMG Football Academy (2010-14), including two seasons as head coach and offensive coordinator (2013-14).

In Weinke's first season as Tennessee's quarterbacks coach (2019), the Vols ranked 11th nationally and second in the Southeastern Conference in yards per completion (14.4 avg.), en route to an 8-5 record and Gator Bowl victory. Tennessee's passing offense improved by 13% over the year prior to Weinke becoming the quarterbacks coach.

Prior to his arrival at Tennessee, Weinke served under head coach Nick Saban and offensive coordinator/quarterbacks coach Brian Daboll (now the head coach of the New York Giants) as an offensive analyst at Alabama. Also working closely with Alabama's offensive line coach Brent Key (now Georgia Tech's head coach), Weinke was instrumental in a high-powered Crimson Tide offense that ranked No. 15 nationally and included quarterbacks Jalen Hurts and Tua Tagovailoa, who are now starting quarterbacks for the NFL's Philadelphia Eagles and Miami Dolphins, respectively. Alabama won the 2017 national title with a 26-23 overtime win over Georgia in the College Football Playoff championship game at Mercedes-Benz Stadium.

Before entering the college coaching ranks, Weinke spent two seasons as quarterbacks coach with the St. Louis/Los Angeles Rams, where he coached now-veteran NFL signal-callers Nick Foles, Case Keenum and Jared Goff. Keenum enjoyed great success under Weinke, throwing for more than 3,000 yards in just 14 starts, while Weinke also helped build the foundation for Goff's future success as the No. 1 draft pick's first NFL position coach.

Weinke began his coaching career as the director of football at IMG Academy in Bradenton, Fla. He launched IMG's football academy in 2010 and gained extensive experience training quarterbacks for the NFL Draft, including future Pro Bowlers Russell Wilson, Cam Newton, Teddy Bridgewater, Ryan Tannehill and Kirk Cousins.

With Weinke serving as IMG Academy's head coach and offensive coordinator in 2013 and 2014, the Ascenders went 19-2 and produced several NCAA Division I student-athletes, including Florida State quarterback Deondre Francois and Alabama running back Bo Scarbrough.

As a player, Weinke put together one of the best careers by a quarterback in college football history at Florida State from 1997-2000. He helped lead the Seminoles to four Atlantic Coast Conference championships in his four seasons at FSU and still owns school records for passing yards (9,839), completions (650) and touchdown passes (79) in a career. His 14 300-yard passing games are tied for the most in FSU history. As a junior in 1999, he threw for 3,105 yards and 25 touchdowns while completing 61.5% of his passes en route to a perfect 12-0 record and a 46-29 Sugar Bowl win over Virginia Tech that gave FSU the national championship. As a senior in 2000, he passed for a school-record 4,167 yards and a then-record 33 touchdowns while completing 61.7% of his passes, en route to winning the Heisman Trophy, the Johnny Unitas Award and the Davey O'Brien Award.

Weinke went on to be selected in the fourth round of the 2001 NFL Draft and enjoyed a seven-year career with the Carolina Panthers (2001-06) and San Francisco 49ers (2007).

A three-sport star at Cretin-Derham Hall H.S. in St. Paul, Minnesota (football, baseball and ice hockey), Weinke was selected in the second round of the 1990 Major League Baseball Draft and spent six seasons as a corner infielder/outfielder in the Toronto Blue Jays organization from 1991-96. He hit 69 home runs, drove in 402 runs and stole 42 bases in 716 professional baseball games, including 164 at the triple-A level, before returning to Florida State to resume his collegiate football career.

In 2024, he was inducted to the Minnesota State High School League Hall of Fame.

A two-time member of the ACC's all-academic team, Weinke earned a bachelor's degree in sports management from Florida State in 2000. He has two children: a son, Carter, and a daughter, Mallory.

THE WEINKE FILE

PERSONAL

Hometown St. Paul, Minn.
Education Florida State, 2000 (B.S. sport management)
Family Son: Carter; daughter: Mallory

PLAYING EXPERIENCE

1997-2000 QB, Florida State
2001-06 QB, Carolina Panthers
2007 QB, San Francisco 49ers

COACHING EXPERIENCE

2010-12 Director of football, IMG Academy (Fla.)
2013-14 Director of football/head coach/offensive coordinator, IMG Academy (Fla.)
2015-16 Quarterbacks, St. Louis/LA Rams
2017 Offensive analyst, Alabama
2018 Running backs, Tennessee
2019-20 Quarterbacks, Tennessee
2022 Quarterbacks, Georgia Tech
2023 Co-offensive coordinator/quarterbacks, Georgia Tech
2024 **Assistant Head Coach/Co-OC/Quarterbacks, Georgia Tech**



NORVAL MCKENZIE

RUNNING BACKS/RUN GAME COORDINATOR

2ND SEASON AT GEORGIA TECH • ALMA MATER: VANDERBILT, 2005
 4 CHAMPIONSHIPS AS A COACH AND PLAYER
 (2 DIVISION, 2 CONFERENCE)

Norval McKenzie, an Atlanta-area native who has coached running backs at the NCAA Division I level for 12 seasons, is in his first season as running backs coach/run-game coordinator at Georgia Tech.

In his first season with the Yellow Jackets, McKenzie's running backs totaled 2,244 yards from scrimmage and 17 touchdowns. Leading the way was sophomore Jamal Haynes, who transitioned from wide receiver to running back after McKenzie's arrival on The Flats and, in his first season at the position, became Tech's first 1,000-yard rusher in six seasons when he ran for 1,059 yards and seven scores, en route to all-conference recognition as both a running back and an all-purpose performer.

McKenzie came to The Flats after two seasons as the running backs coach/run-game coordinator at Vanderbilt. Under his tutelage in 2022, Vanderbilt's Ray Davis, who went on to be selected by the Buffalo Bills in the fourth round of the 2024 NFL Draft, ranked fourth in the Southeastern Conference and in the top 35 nationally with 1,042 rushing yards. Davis' 1,000-yard rushing season was only 10th by a running back in Vanderbilt history.

Prior to his two seasons at Vanderbilt, McKenzie spent two seasons in the Atlantic Coast Conference at Louisville. At Louisville, he coached a pair of all-ACC performers in Javian Hawkins and Hassan Hall. The duo combined to rush for 3,071 yards and 23 touchdowns in two seasons under McKenzie's tutelage, highlighted by Hawkins' 1,525 yards (a Louisville single-season record) and nine touchdowns in 2019. Hawkins finished eighth nationally in rushing in '19, en route to freshman all-America honors.

McKenzie spent 2016-18 as running backs coach at Arkansas State. During his three seasons at Arkansas State, he teamed up with then-ASU offensive coordinator and current Georgia Tech OC Buster Faulner to help lead the Red Wolves to the 2016 Sun Belt Conference championship, the 2018 Sun Belt West Division title, three bowl games and a pair of top-20 national finishes in total offense (10th in 2017 and 17th in 2018).

At Arkansas State, McKenzie coached running backs Marcel Murray, who was named the 2018 Sun Belt Freshman of the Year, and Warren Wand, who ran for 2,386 yards and 17 touchdowns in three seasons under McKenzie's tutelage and finished his career among the top five rushers in program history.

In addition to coaching running backs, McKenzie picked up special teams coordinator duties during his final season at Arkansas State. In McKenzie's lone season as special teams coordinator, the Red Wolves set an NCAA record by holding opponents to minus-15 punt return yards for the season. ASU also finished sixth nationally in kick return defense. In recognition of his efforts both offensively and on special teams, McKenzie was nominated for the 2018 Broyles Award, which honors the nation's top assistant coach.

McKenzie's first five seasons as a full-time coach came at Furman, where he was running backs coach for five seasons (2011-15). Additionally, he served as the Paladins' recruiting coordinator from 2011-14 and special teams coordinator in 2015.

At Furman, he helped lead the Paladins to the 2013 Southern Conference title and a pair of wins over top-five-ranked NCAA Division I FCS opponents in 2011. He coached two all-SoCon running backs and two SoCon all-freshman team honorees. His star pupil at Furman, Jerodis Williams, was an FCS all-American and two-time all-SoCon selection who rushed for 2,225 yards and 20 touchdowns over his junior and senior seasons and also led FCS in kickoff return yardage (35.9 avg.) in 2012.

McKenzie's first experience as a collegiate coach came at Vanderbilt, first as a graduate assistant in 2008 and 2009, followed by one season as assistant recruiting coordinator in 2010. In 2008, Vanderbilt had its first winning season since 1982 and earned its first bowl win since 1955 with a 16-14 triumph over Boston College in the Music City Bowl.

Prior to Vandy, McKenzie served as an assistant at Hiram H.S. in suburban Atlanta.

McKenzie amassed 1,724 yards from scrimmage and seven touchdowns as a running back at Vanderbilt from 2001-04. His collegiate career was highlighted by running for 629 yards and five scores as a junior. He graduated from Vanderbilt with a bachelor's degree in secondary education, political science and American history in 2005 and earned a master's in education from Vandy in 2010.

McKenzie is originally from Powder Springs, Ga., and attended McEachern H.S. He and his wife, Amber, have two sons – Storm and Bolt.

THE MCKENZIE FILE

PERSONAL

Hometown Powder Springs, Ga.
Education Vanderbilt, 2005 (B.S. secondary education, political science and American history)
 Vanderbilt, 2010 (M.S. education)
Family wife: Amber; sons: Storm and Bolt

PLAYING EXPERIENCE

2001-04 RB, Vanderbilt

COACHING EXPERIENCE

2005-07 Assistant coach, Hiram (Ga.) H.S.
 2008-09 Graduate assistant, Vanderbilt
 2010..... Assistant recruiting coordinator, Vanderbilt
 2011-14 Running backs/recruiting coordinator, Furman
 2015..... Special teams coordinator/running backs, Furman
 2016-17 Running backs, Arkansas State
 2018..... Special teams coordinator/RB, Arkansas State
 2019-20 Running backs, Louisville
 2021-22 Running backs/run game coordinator, Vanderbilt
2023- Running backs/run game coordinator, Georgia Tech



GEEP WADE

OFFENSIVE LINE

2ND SEASON AT GEORGIA TECH • ALMA MATER: CHATTANOOGA, 2002
 2 CHAMPIONSHIPS AS A COACH AND PLAYER
 (1 DIVISION, 1 CONFERENCE)

Coaching veteran Geep Wade is in his second season as Georgia Tech's offensive line coach.

In his first season on The Flats, Wade's offensive front paved the way for Tech to lead the Atlantic Coast Conference and rank No. 12 nationally in rushing offense (203.8 ypg), while also leading the ACC and ranking 15th nationally in fewest sacks allowed (1.15 pg). Two of his pupils – left guard Joe Fusile and right tackle Jordan Williams – earned all-conference recognition and helped Jamal Haynes become the Yellow Jackets' first 1,000-yard rusher in six years, while earning all-ACC honors himself in his first collegiate season as a running back.

Wade boasts two decades of experience coaching offensive lines, including two seasons as an offensive coordinator, all in the Southeast. Prior to his arrival at Georgia Tech, he coached the offensive front at Appalachian State in 2022.

In Wade's lone season at Appalachian State, the Mountaineers' offensive front was a member of the Joe Moore Award (national offensive line of the year) midseason honor roll. App State finished the season ranked among the top 35 nationally in rushing offense (21st), scoring offense (23rd), total offense (26th) and fewest sacks allowed (34th). Three of the Mountaineers' five starting offensive linemen earned all-Sun Belt Conference honors under Wade's tutelage, including first-team selections Cooper Hodges and Anderson Hardy.

Wade's extensive experience also includes stints at Georgia Southern (2021 – offensive line), UT Martin (2018 and 2009 – offensive coordinator/offensive line; 2006-28 – run game coordinator/offensive line), East Carolina (2016-17 – offensive line), Middle Tennessee (2013-15 – offensive line), Marshall (2012 – offensive line), Chattanooga (2010-11 – offensive line/recruiting coordinator; 2002 – restricted earnings), Middle Tennessee (2005 – offensive line); Tennessee (2004 – graduate assistant/offensive line) and Mars Hill (2003 – offensive line/recruiting coordinator). During his three seasons at Middle Tennessee, he teamed up with current Georgia Tech offensive coordinator Buster Faulkner, who was the Blue Raiders' OC at the time.

Wade's career highlights include coaching 21 all-conference honorees, five offensive linemen that have gone on to play in the National Football League and helping lead teams to three bowl appearances, including Southeastern Conference East Division champion Tennessee's 38-7 rout over Texas A&M in the 2005 Cotton Bowl. In his first season at UT Martin (2006), the Skyhawks went 9-3 overall, won a share of the Ohio Valley Conference title and made their first-ever NCAA Division I FCS playoff appearance.

He was a team captain and offensive lineman at Chattanooga from 1999-2001. He earned a bachelor's degree in business management from UTC in 2022.

His first name, Geep, is derived from the initials G.P. (Gideon Pillow Wade IV). He and his wife, Amy, have a daughter, Emma Kate, and a son, Jackson.

THE WADE FILE

PERSONAL

Hometown Franklin, Tenn.
Alma Mater Chattanooga, 2002 (B.S. business management)
Family wife: Amy; daughter: Emma Kate; son: Jackson

PLAYING EXPERIENCE

1999-2001 OL, Chattanooga

COACHING EXPERIENCE

2002.....Restricted earnings, Chattanooga
 2003.....Offensive line/recruiting coordinator, Mars Hill
 2004.....Graduate assistant (offensive line), Tennessee
 2005.....Offensive line, Middle Tennessee State
 2006-08Run game coordinator/offensive line, UT Martin
 2009.....Offensive coordinator/offensive line, UT Martin
 2010-11Offensive line/recruiting coordinator, Chattanooga
 2012.....Offensive line, Marshall
 2013-15Offensive line, Middle Tennessee
 2016-17Offensive line, East Carolina
 2018.....Offensive coordinator/offensive line, UT Martin
 2021.....Offensive line, Georgia Southern
 2022.....Offensive line, Appalachian State
 2023- Offensive line, Georgia Tech



TRENT MCKNIGHT

WIDE RECEIVERS

1ST SEASON AT GEORGIA TECH • ALMA MATER: SAMFORD, 2010
 2 CHAMPIONSHIPS AS A COACH AND PLAYER
 (1 DIVISION, 1 CONFERENCE)

Trent McKnight, widely known for his recruiting and development of premier wide receivers as a position coach and coordinator, is in his first season as Georgia Tech's wide receivers coach.

McKnight came to Georgia Tech from nearby Georgia State, where he spent two seasons as offensive coordinator (2022-23) following five seasons as the Panthers' wide receivers coach (2017-21). In his time at GSU, he coached nine wideouts that earned all-Sun Belt Conference honors and three of the top five pass-catchers in program history, including Penny Hart, a five-year National Football League veteran, and Jamari Thrash, who is expected to be selected in the upcoming 2024 NFL Draft.

In McKnight's two seasons as GSU's offensive coordinator, the Panthers ranked among the top 10 nationally in yards per completion in 2022 (10th – 14.4) and completion percentage in 2023 (13th – .678). Georgia State had five bowl berths and four bowl wins in his seven seasons with the program after making just one bowl appearance in school history prior to his arrival.

Before coming to Atlanta, McKnight served five seasons as an assistant coach at his alma mater, Samford, starting as tight ends/inside receivers coach in 2012 and 2013, followed by pass game coordinator and wide receivers coach in 2014 and run game coordinator and tight ends coach in 2015 and 2016. He coached four all-Southern Conference/SoCon all-freshman team honorees in his five seasons at Samford, highlighted by Karel Hamilton, a first-team NCAA Division I FCS all-American and Samford's all-time leader in receptions, receiving yards and touchdown catches who went on to spend time with the NFL's Cincinnati Bengals and Dallas Cowboys.

McKnight began his collegiate coaching career in Georgia with one season as wide receivers coach at Georgia Military College (2011). He has also served as a student assistant working with defense, special teams and running backs at Samford (2009-10), an assistant coach at Oak Mountain (Ala.) H.S. and a recruiting intern at Alabama (2007-08).

McKnight played safety at Samford in 2006 and 2007 and earned a bachelor's degree in business administration from the school in 2010.

A Birmingham, Ala. native, McKnight and his wife, Ashley, have three sons: Beau, Brooks and Baker.

THE MCKNIGHT FILE

PERSONAL

Hometown Birmingham, Ala.
Alma Mater Samford, 2010
Family wife: Ashley; sons: Beau, Brooks and Baker

PLAYING EXPERIENCE

2006-07 S, Samford

COACHING EXPERIENCE

2007-08 Recruiting intern, Alabama
 2008 Assistant coach, Oak Mountain (Ala.) H.S.
 2009-10 Student assistant, Samford
 2011 Wide receivers, Georgia Military College
 2012-13 Tight ends/inside receivers, Samford
 2014 Pass game coordinator/wide receivers, Samford
 2015-16 Run game coordinator/tight ends, Samford
 2017-21 Wide receivers, Georgia State
 2022-23 Offensive coordinator/quarterbacks, Georgia State
2024- Wide receivers, Georgia Tech



TYLER SANTUCCI

DEFENSIVE COORDINATOR/LINEBACKERS

1ST SEASON AT GEORGIA TECH • ALMA MATER: STONY BROOK, 2010
 4 CHAMPIONSHIPS AS A COACH AND PLAYER
 (4 CONFERENCE)

After successful stints as defensive coordinator at Atlantic Coast Conference rival Duke and co-defensive coordinator at Texas A&M, Tyler Santucci joins Georgia Tech's staff as defensive coordinator/linebackers coach.

In one season at Duke (2023), Santucci directed the ACC's top-ranked scoring defense, allowing just 19.0 points per game, which was good for 16th nationally. The Blue Devils also ranked among the nation's top 50 in rushing defense, passing defense, total defense, tackles for loss, third-down defense, fourth-down defense and red-zone defense. Duke allowed a total of just 10 points in a pair of wins over teams that finished the season in the top 25 – No. 20 Clemson (28-7) and No. 21 NC State (24-3) – and finished 8-5 overall after a 17-10 win over Troy in the 2023 Birmingham Bowl.

For his role in directing the ACC's top scoring defense, Santucci was a nominee for the 2023 Broyles Award, which honors college football's top assistant coach.

Prior to his lone season at Duke, Santucci spent three seasons at Texas A&M (2020-22), serving as linebackers coach for all three seasons and as co-defensive coordinator in his final campaign with the Aggies in 2022. As co-defensive coordinator, where he directed the nation's No. 1 pass defense (156.2 ypg) and a top 25 scoring defense (20.7 ppg). The Aggies also ranked among the top 10 nationally in red-zone defense and top 20 in interceptions and pass efficiency defense with Santucci as co-DC. In his three seasons at A&M, the Aggies won 22 games, including nine during the Covid-19-shortened 2020 campaign, when they finished 9-1 overall and ranked No. 4 in the nation.

In addition to the last four seasons at Duke and Texas A&M, Santucci has also coached linebackers at Wake Forest (2019) and Texas State (2016). His experience also includes two seasons as a defensive analyst at Notre Dame (2017) and A&M (2018), two seasons as a graduate assistant at Wake (2014-15) and four seasons on the staff at his alma mater, Stony Brook, first as a graduate assistant (2010-11), then as the Seawolves' safeties (2012) and defensive line (2013) coach.

In all, he's helped lead teams to bowl games in six of the last seven seasons.

Santucci was a standout linebacker at Stony Brook from 2006-09, finishing his playing career with 284 tackles, 30.5 tackles for loss and five interceptions. He was an all-Big South Conference selection as a junior (second team) and senior (first team), and was named Big South Defensive Player of the Year and second-team Associated Press NCAA Division I FCS all-America as a senior in 2009. In 2013, he was named to the Big South's first all-decade team. He graduated from Stony Brook with a bachelor's degree in sociology in 2010.

Santucci and his wife, Arielle, have a daughter, Liana.

THE SANTUCCI FILE

PERSONAL

Hometown New Kensington, Pa.
Alma Mater Stony Brook, 2010
Family wife: Arielle; daughter: Liana

PLAYING EXPERIENCE

2006-09 LB, Stony Brook

COACHING EXPERIENCE

2010-11 Graduate assistant, Stony Brook
 2012 Safeties, Stony Brook
 2013 Defensive line, Stony Brook
 2014-15 Graduate assistant, Wake Forest
 2016 Linebackers, Texas State
 2017 Defensive analyst, Notre Dame
 2018 Defensive analyst, Texas A&M
 2019 Linebackers, Wake Forest
 2020-21 Linebackers, Texas A&M
 2022 Co-defensive coordinator/linebackers, Texas A&M
 2023 Defensive coordinator/linebackers, Duke
2024- Defensive coordinator/linebackers, Georgia Tech



RICKY BRUMFIELD

ASSOCIATE HEAD COACH FOR SPECIAL TEAMS/CORNERBACKS

2ND SEASON AT GEORGIA TECH • ALMA MATER: UTAH STATE, 1999

5 CHAMPIONSHIPS AS A COACH AND PLAYER
 (2 DIVISION, 3 CONFERENCE)

Ricky Brumfield enters his second season at Georgia Tech and his first as the Yellow Jackets' associate head coach for special teams and cornerbacks coach.

Serving as Tech's special teams coordinator during his first season on The Flats in 2023, Brumfield's coached redshirt place kicker Aidan Birr, who made 17-of-19 field goals, good for the second-highest single-season field goal percentage in Georgia Tech history and a tie for the fourth-most made field goals in program history. Birr, who did not take over the place kicking duties full-time until the third game of the season after recovering from a knee injury sustained prior to his arrival at Tech in 2022, was named a freshman all-American by *College Football News*.

In addition to Birr's great individual success, the Jackets also established themselves as one of college football's most-feared units in terms of blocking kicks, finishing tied for third nationally with four blocked kicks.

Brumfield came to The Flats after spending the 2022 season as special teams coordinator and associate head coach at Florida International. In his lone season at FIU, the Panthers ranked No. 23 nationally in special teams efficiency, an improvement of nearly 50 spots from its 2021 rank of No. 72. FIU also blocked three kicks, which was tied for 19th nationally, and surrendered zero special teams scores. In addition to his duties as special teams coordinator and associate head coach, Brumfield also coached FIU's outside linebackers.

His one season at FIU followed four seasons in the Atlantic Coast Conference as special teams coordinator at Virginia (2018-21). At UVA, Brumfield oversaw the nation's No. 2-ranked kickoff return unit in 2019. As a team, the Cavaliers set school records for kickoff return average (28.7 ypr) and total kickoff return yards (1,204). The unit was highlighted by Joe Reed, who won the 2019 Jet Award as the nation's top kick returner. Under Brumfield's tutelage, Reed led the nation in 2019 with two kickoff returns for touchdowns and finished his collegiate career as the top kickoff returner in UVA history with 3,042 yards, which also made him one of only 10 players in Division I FBS history with 3,000 kick return yards in a career.

In Brumfield's first season at Virginia (2018), the Cavaliers finished atop the ACC and No. 7 nationally in punt return defense (3.21 ypr), just one season after UVA ranked 117th nationally. In his final season with the Cavaliers, UVA ranked seventh nationally in special teams efficiency.

In his four seasons at Virginia, UVA never finished below .500 (after suffering six-straight losing seasons prior). The Cavaliers won the ACC Coastal Division championship and earned an Orange Bowl berth in 2019.

Before his four-year tenure at UVA, Brumfield was special teams coordinator for two seasons at Texas-San Antonio (2016-17), he coached semifinalists for both the Lou Groza Award (nation's top place kicker – Jared Sackett) and Ray Guy Award (nation's top punter – Yannis Routsas) in 2017. UTSA was one of only three teams to boast Groza and Guy semifinalists in 2017 and Sackett earned freshman all-America honors after setting school records with 19 field goals and 80 points.

In 2016, Brumfield's special teams units set UTSA records for touchdowns (27) and punting average (42.0) to help lead the Roadrunners to the New Mexico Bowl, the first bowl game in program history.

Brumfield's first position at the FBS level came as special teams coordinator at Western Kentucky from 2013-15, where he helped lead the Hilltoppers to the Conference USA championship in 2015. In his first season at WKU in 2013, the Hilltoppers led the Sun Belt in both kickoff and punt return defense. In his third and final season with the Hilltoppers in 2015, WKU went 12-2, beat South Florida in the Miami Beach Bowl and finished ranked No. 24 nationally.

Brumfield broke into the Division I coaching ranks as special teams coordinator at Nicholls State in 2011-12. His impact was felt immediately, as Nicholls State blocked six kicks, finished 14th in Division I FCS in kickoff return average and saw punter Cory Kempers rank sixth nationally with a 42.8-yard

average in 2011. He also coached kickoff returner Chika Madu, who wound up setting Nicholls' school record and ranking second in Southland Conference history with 2,076 career kickoff return yards.

His 22 seasons of experience as a special teams coordinator began with stints at Union (Ky.) College (2001-03) and Fairmont State (2004-10).

Brumfield has also made his mark as a position coach, as he has mentored wide receivers (2001-03 at Union, 2004-10 at Fairmont State), safeties (2011-12 at Nicholls State), cornerbacks (2013-15 at Western Kentucky, 2021 at Virginia), tight ends (2016-17 at UTSA, 2020 at Virginia) and outside linebackers (2022 at FIU) during the course of his career. Highlights include coaching five all-conference performers in three seasons at Western Kentucky, including cornerbacks Wonderful Terry and Cam Thomas (the latter of which went on to play for the NFL's Buffalo Bills), and WKU leading the Sun Belt in total defense, interceptions, pass defense and pass efficiency defense in 2013.

Brumfield played collegiately at Utah State, where he was a four-year letterwinner and two-year starter at wide receiver. He helped lead the Aggies to a pair of Big West Conference championships and a berth in the 1997 Humanitarian Bowl.

He earned a bachelor's degree in sociology in 1999 and a master's degree in secondary education from Union in 2003. He and his wife, Erin, have four children – Kyan (a graduate assistant on Georgia Tech's football staff), McKel, Tacy and Asher.

THE BRUMFIELD FILE

PERSONAL

Hometown New Orleans, La.
Education Utah State, 1999 (bachelor's, sociology)
 Union (Ky.), 2003 (master's, secondary education)
Family Wife: Erin; children: Kyan, McKel, Tacy and Asher

PLAYING EXPERIENCE

1994-98 WR, Utah State
 2000 WR/DB, Bismarck Blaze (Indoor Football League)

COACHING EXPERIENCE

2001-03 Special teams coordinator/WR, Union (Ky.)
 2004-10 Special teams coordinator/WR, Fairmont State
 2006 NFL Minority Coaching Fellowship,
 Pittsburgh Steelers
 2007 NFL Minority Coaching Fellowship, Atlanta Falcons
 2008 NFL Minority Coaching Fellowship,
 Green Bay Packers
 2010 NFL Minority Coaching Fellowship, Buffalo Bills
 2011-12 Special teams coordinator/safeties, Nicholls State
 2013-15 Special teams coordinator/CB, Western Kentucky
 2016-17 Special teams coordinator/TE, Texas-San Antonio
 2018-19 Special Teams coordinator, Virginia
 2020 Special teams coordinator/TE, Virginia
 2021 NFL Minority Coaching Fellowship,
 Tennessee Titans
 2021 Special teams coordinator/CB, Virginia
 2022 Special teams coordinator/Asst. HC/OLB,
 Florida International
 2023 Special teams coordinator, Georgia Tech
**2024- Associate head coach for special
 teams/cornerbacks, Georgia Tech**



JESS SIMPSON

DEFENSIVE LINE

1ST SEASON AT GEORGIA TECH • ALMA MATER: AUBURN, 1993
12 CHAMPIONSHIPS AS A COACH AND PLAYER
(1 DIVISION, 1 CONFERENCE, 10 HS STATE)

Jess Simpson, a metro Atlanta native with more than 30 years of coaching experience at the high school, college and National Football League levels, joins Georgia Tech's staff as defensive line coach.

Most recently before his arrival on The Flats, Simpson spent two seasons at Atlantic Coast Conference rival Duke, where he coached the defensive line, while also serving as co-defensive coordinator in 2022 and associate head coach for defense in 2023.

In his two seasons at Duke, Simpson directed a staunch defensive front that helped lead the Blue Devils to 17 wins (just one shy of the program's combined win total from the four seasons prior to his arrival), including victories in the 2022 Military Bowl and 2023 Birmingham Bowl.

Working alongside current Georgia Tech defensive coordinator Tyler Santucci in 2023, Simpson's defensive front played a big role in Duke fielding the ACC's top-ranked scoring defense (19.0 points per game), which was good for 16th nationally. The Blue Devils also ranked among the nation's top 50 in rushing defense, passing defense, total defense, tackles for loss, third-down defense, fourth-down defense and red-zone defense in '23.

In 2022, the Blue Devils' defensive front helped Duke rank first nationally in fumble recoveries (16), second in turnover margin (+1.23/game), ninth in takeaways (26) and 23rd in sacks (2.8/game), while also allowing just 121.1 rushing yards per game, good for fourth in the ACC.

Under Simpson's tutelage, Duke defensive tackle DeWayne Carter earned all-America and all-ACC honors in both 2022 and 2023, while DT Aeneas Peebles also earned all-conference recognition.

Simpson's ACC coaching experience also includes two seasons as assistant head coach and defensive line coach at Miami (Fla.) – 2018 and 2021. In his first season at Miami, the Hurricanes led the country in tackles for loss, third-down defense and passing defense, while ranking No. 4 in total defense. In '21, Miami ranked eighth nationally in TFL and in the top 50 in sacks, rushing defense, third-down defense and fourth-down defense. His pupils included all-America defensive tackle Gerald Willis III in 2018.

Simpson also has three seasons of NFL coaching experience with the Atlanta Falcons, beginning as a defensive assistant in 2017, followed by two seasons as the Falcons' defensive line coach (2019-20). Most notably, Simpson coached All-Pro defensive lineman Grady Jarrett, who compiled 176 tackles, 15.5 sacks, 35 TFL and 50 quarterback hits and earned back-to-back Pro Bowl invitations (2019-20) during Simpson's three seasons on the Falcons' staff.

Prior to moving to the NFL in 2017, Simpson was one of the most successful coaches in Georgia high school football history, compiling a 164-12 (.932) record, winning seven state championships and appearing in 10-straight state title games in 12 seasons as the head coach at Buford H.S. (2005-16). In total, he spent 21 years (1995-96, 1998-2016) at Buford, helped lead the Wolves to 10 state titles as a head coach and coordinator. Buford set the state's all-time record with a 47-game winning streak from 2001-04, with Simpson serving as the Wolves' defensive coordinator.

His high school coaching career also included one season as the head coach at East Paulding H.S. (1997) and one season as an assistant coach at his alma mater, Marietta H.S.

Simpson played tight end collegiately at Auburn. He was a member of the Tigers' Southeastern Conference championship team in 1989 and earned letters in 1990 and '91, helping lead Auburn to 1990 Hall of Fame Bowl and 1991 Peach Bowl berths. He then began his coaching career as a student assistant with the Tigers in 1992 and '93. He graduated from

Auburn in 1993 with a bachelor's degree in marketing education, before going on to earn master's degrees in education from North Georgia (2002) and educational leadership and administration from Alabama (2005).

He is married to the former Tricia Collins of Powder Springs, Ga. The couple has four children – Luke (wife: Dana), Roman, Jake and Emma, and a granddaughter, Melda Ruth. Roman played football at Army West Point and is first lieutenant in the U.S. Army. Jake played football at Wake Forest.

THE SIMPSON FILE

PERSONAL

Hometown Marietta, Ga.
Alma Mater Auburn, 1993 (bachelor's), North Georgia, 2002 (master's), Alabama, 2005 (master's)
Family wife: Tricia; Sons: Luke (wife: Dana), Roman and Jake; Daughter: Emma; Granddaughter: Melda Ruth

PLAYING EXPERIENCE

1989-91 TE, Auburn

COACHING EXPERIENCE

1992-93 Student assistant, Auburn
1994..... Assistant coach, Marietta (Ga.) H.S.
1995-96 Offensive coordinator, Buford (Ga.) H.S.
1997..... Head coach, East Paulding (Ga.) H.S.
1998..... Offensive coordinator/strength and speed coordinator, Buford H.S.
1999-2004 Defensive coordinator/strength and speed coordinator, Buford H.S.
2005-16 Head coach, Buford H.S.
2017..... Defensive assistant, Atlanta Falcons
2018..... Assistant head coach/defensive line, Miami (Fla.)
2019-20 Defensive line, Atlanta Falcons
2021..... Assistant head coach/defensive line, Miami (Fla.)
2022..... Co-defensive coordinator/defensive line, Duke
2023..... Associate head coach/defensive line, Duke
2024-..... Defensive line, Georgia Tech



CORY PEOPLES

DEFENSIVE BACKS

1ST SEASON AT GEORGIA TECH • ALMA MATER: SOUTH CAROLINA, 2005
 4 CHAMPIONSHIPS AS A COACH AND PLAYER
 (1 CONFERENCE, 1 NATIONAL, 1 CFL DIVISION, 1 NFL DIVISION)

Cory Peoples, a veteran coach with deep ties to the state of Georgia, is in his first season as defensive backs coach at Georgia Tech.

Peoples comes to Tech from nearby Georgia State, where he spent four seasons, first as the Panthers' cornerbacks coach for two seasons (2020-21) before being elevated to secondary coach and defensive passing game coordinator for his final two campaigns (2022-23).

In Peoples' four seasons at Georgia State, the Panthers intercepted 47 passes and ranked among the top 55 nationally in INTs all four seasons, including as high as 17th in 2020 (12) and 30th in 2022 (13). GSU earned three bowl berths in Peoples' four seasons on the staff, including a 45-22 romp over Utah State in the 2023 Famous Idaho Potato Bowl, where the Panthers limited USU to just 188 passing yards.

Prior to his four seasons at Georgia State, Peoples spent one season as the cornerbacks coach at Georgia Southern (2018), a season as defensive coordinator at Albany State (2017), a season as defensive backs coach at South Carolina State (2016), two seasons as defensive backs coach at Charleston Southern (2014-15), a season as defensive backs coach at St. Augustine's (2013) and four seasons coaching defensive backs, special teams and serving as recruiting coordinator at Clark Atlanta (2009-12). Highlights included coaching all-conference honorees at every stop, helping lead Georgia Southern to a victory in the 2018 Camella Bowl and winning the Big South Championship and advancing to the second round of the NCAA Division I FCS playoffs at Charleston Southern in 2015.

He began his coaching career with a season as an assistant at W.J. Keenan H.S. in Columbia, S.C. (2007), followed by a season as a graduate assistant at Georgia Military College (2008).

Peoples' resume also includes three National Football League Bill Walsh Diversity Coaching Fellowships with the Philadelphia Eagles (2012) and Kansas City Chiefs (2015 and 2016), all under three-time Super Bowl champion head coach Andy Reid.

A top-notch recruiter, Peoples has spent 11 of his 15 seasons as a college coach in the state of Georgia.

As a player, Peoples helped Georgia Military College win the 2001 National Junior College Athletic Association national championship in 2001 before transferring to South Carolina in 2003, where he earned two letters as a defensive back. He signed with the NFL's Philadelphia Eagles as an undrafted free agent in 2005 and spent parts of three seasons with the team. He also played professionally in NFL Europe (Amsterdam Admirals – 2006) and the Canadian Football League (Toronto Argonauts – 2007-09).

A Bishopville, S.C. native, Peoples graduated from South Carolina in 2005 (B.S. retail management). He and his wife, Keilah, have three children – sons, C.J. and Lucas, and daughter, Isabella.

THE PEOPLES FILE

PERSONAL

Hometown Bishopville, S.C.
Alma Mater South Carolina, 2005
Family wife: Keilah; children: C.J., Lucas and Isabella

PLAYING EXPERIENCE

2001-02 DB, Georgia Military College
 2003-04 DB, South Carolina
 2005-07 DB, Philadelphia Eagles (NFL)
 2006 DB, Amsterdam Admirals (NFL Europe)
 2007-09 DB, Toronto Argonauts (CFL)

COACHING EXPERIENCE

2007 Assistant coach, W.J. Keenan (S.C.) H.S.
 2008 Graduate assistant, Georgia Military College
 2009-12 Defensive backs/special teams coordinator/
 recruiting coordinator, Clark Atlanta
 2013 Defensive backs, St. Augustine's
 2014-15 Defensive backs, Charleston Southern
 2016 Defensive backs, South Carolina State
 2017 Defensive coordinator, Albany State
 2018 Cornerbacks, Georgia Southern
 2020-21 Cornerbacks, Georgia State
 2022-23 Secondary/pass game coordinator, Georgia State
2024- Defensive backs, Georgia Tech



KYLE POPE

OUTSIDE LINEBACKERS/DEFENSIVE ENDS

1ST SEASON AT GEORGIA TECH • ALMA MATER: JACKSONVILLE STATE, 2015
6 CHAMPIONSHIPS AS A COACH AND PLAYER
(2 DIVISION, 3 CONFERENCE, 1 NATIONAL)

Kyle Pope, who has helped his teams earn seven-straight bowl berths, comes to Georgia Tech as outside linebackers/defensive ends coach.

Pope spent the past four seasons (2020-23) as defensive line coach at Memphis, which included being elevated to defensive run game coordinator in his final season with the Tigers. In his four seasons at Memphis, the Tigers earned four bowl berths and won all three of their postseason games that were played (2020 Montgomery Bowl, 2022 First Responder Bowl and 2023 Liberty Bowl – the 2021 Hawaii Bowl was canceled due to Covid-19).

In 2023, Pope helped lead the Tigers to an impressive 10-3 campaign, capped by a Liberty Bowl victory over Iowa State. He coached second-team all-American Athletic Conference defensive lineman Jaylon Allen and helped direct a unit ranked among the top 25 nationally in third- and fourth-down conversion defense.

In addition to helping Memphis go undefeated in bowl games, Pope coached a total of four defensive linemen that earned all-AAC recognition, highlighted by Allen, who was an honorable mention in 2022 before earning second-team honors in '23, and O'Bryan Goodson, who was a first-team selection in 2020.

Prior to his four-year stint at Memphis, Pope was the linebackers coach at Liberty in 2019, helping the Flames go 8-5 and win the Cure Bowl in their first full-fledged season at the NCAA Division I FBS level. In its 23-16 Cure Bowl win, Liberty limited Georgia Southern, which entered the game in the top 10 nationally in rushing offense, to just 154 yards on the ground, more than 100 yards below the Eagles' season average.

Pope was a graduate assistant at Alabama in 2017 and 2018, where he was on the same staff as Georgia Tech head coach Brent Key. In his two seasons at Alabama, the Crimson Tide went 27-2, made back-to-back College Football Playoff championship game appearances and won the 2017 national title. With the Crimson Tide, he coached nine defensive linemen that have gone on to play in the National Football League, including Pro Bowlers Daron Payne and Quinnen Williams.

He began his coaching career with one-season stints coaching the defensive line at Holmes (Miss.) Community College (2015) and Presbyterian (2016). He coached a first-team all-state honoree (Josiah Coatney) at Holmes C.C. and a pair of second-team all-Big South selections (Khari Rosier and Obinna Ntiasagwe) at Presbyterian. He also had a training camp coaching internship with the Los Angeles Chargers in 2023, working with the Chargers' outside linebackers, a group that included six-time All-Pro Khalil Mack and four-time Pro Bowler Joey Bosa.

Pope played linebacker at Jacksonville State (2010-14), where he helped lead the Gamecocks to two Ohio Valley Conference championships and back-to-back NCAA Division I FCS playoff appearances (2013 quarterfinals, 2014 second round).

He holds degrees from Jacksonville State (B.S. – 2015) and Alabama (M.S. – 2019).

THE POPE FILE

PERSONAL

Hometown Sylacauga, Ala.
Alma Mater Jacksonville State, 2015

PLAYING EXPERIENCE

2011-14 LB, Jacksonville State

COACHING EXPERIENCE

2015..... Defensive line, Holmes (Miss.) Community College
2016..... Defensive line, Presbyterian
2017-18 Graduate assistant, Alabama
2019..... Inside linebackers, Liberty
2020-22 Defensive line, Memphis
2023..... Training camp coaching intern, Los Angeles
Chargers
2023..... Defensive run game coordinator/defensive line,
Memphis

**2024- Outside linebackers/defensive ends,
 Georgia Tech**



A.J. ARTIS
DIRECTOR OF FOOTBALL
STRENGTH AND PERFORMANCE
 2ND SEASON AT GEORGIA TECH
 ALMA MATER: CAMPBELL, 2015

A.J. Artis, who spent the previous three years overseeing the football strength programs at Tennessee and USF, is in his second season as director of football strength and performance at Georgia Tech.

A rising star in the strength and conditioning profession, Artis, 30, compiled four years of experience as a director of football strength and conditioning at the NCAA Division I FBS level before the age of 30. He came to Tech after serving as the director of football strength and conditioning at USF in 2021 and 2022 and as the director of football sports performance at Tennessee in 2020.

Prior to his ascension to the top spot at Tennessee, Artis served as assistant director of football sports performance at UT for two seasons (2018 and 2019) under then-director Craig Fitzgerald. Artis was promoted to lead the Vols' strength and conditioning efforts following Fitzgerald's departure to the National Football League's New York Giants.

Before his arrival at Tennessee, Artis spent two years on the strength and conditioning staff at Duke (2016-17). With the Blue Devils, Artis worked directly with football, which won the 2017 Quick Lane Bowl and included future first-round NFL draft pick Daniel Jones, and field hockey, which was ranked among the top-five nationally throughout the 2016 campaign.

Artis began his career with one-year stints as a graduate assistant at Appalachian State (2015-16) and an intern at his alma mater, Campbell (2014-15). While working with the football program at App State, the Mountaineers became the first team to ever win a bowl game in its first year of FBS eligibility in 2015. He also oversaw strength and conditioning for Appalachian's field hockey and golf programs. He worked with a slew of teams as an intern at Campbell, including football, men's and women's basketball and baseball.

Artis was a three-year football letterwinner at Campbell from 2012-14, beginning as a wide receiver before moving to tight end for his final two seasons. A three-year member of Campbell's academic honor roll, he earned a bachelor's degree in exercise science in 2015. He went on to earn a master's in exercise science from Appalachian State in 2017. He and his wife, D Janelle, have two daughters — Amoura and Alianna.



BYRON JERIDEAU
ASSOCIATE DIRECTOR OF FOOTBALL
STRENGTH AND PERFORMANCE/
ACCOUNTABILITY
 2ND SEASON AT GEORGIA TECH
 ALMA MATER: SOUTH CAROLINA, 2012

Byron Jerideau is in his second season as associate director of football strength and performance/accountability at Georgia Tech.

Jerideau brought an extensive background at the Power Five conference level to The Flats in 2023, having spent seven seasons at South Carolina (2016-17; 2020-22) and Tennessee (2018-19). In his previous stint at South Carolina, he served as assistant director of sports performance. He was also dubbed the Gamecocks' "director of accountability," establishing a scoring system to track football student-athletes' off-field performance each day.

At Tennessee, Jerideau served with Georgia Tech director of football strength and performance A.J. Artis as an assistant director of football sports performance for two seasons. His two seasons at UT came after two seasons as an assistant strength and conditioning coach/recruiting assistant

at South Carolina, where he worked with both the football and track and field teams, as well as participating in campus tours for incoming recruits.

Jerideau was also with Artis for one year at Appalachian State (2015-16), serving as an assistant strength and conditioning coach and working directly with the Mountaineers' football and cheerleading programs. Jerideau's lone season at App State also included the Mountaineers' historic Camellia Bowl win in 2015. He began his career in the strength-and-conditioning field with an internship at Houston for five months before departing for Appalachian State.

A standout defensive tackle as a player, Jerideau began his collegiate career at Fort Scott (Kan.) Community College, where he helped lead the Greyhounds to the 2009 National Junior College Athletic Association national championship game. He then transferred to South Carolina and earned three letters with the Gamecocks from 2010-12. He earned an invitation to the 2013 NFLPA Collegiate Bowl and signed a contract as an undrafted free agent with the San Diego Chargers later that year. He spent the 2013 season with the Chargers before embarking on his coaching career.

Jerideau earned a bachelor's degree in criminology and criminal justice from South Carolina in 2012. He and his wife, Allie, have a daughter, Adalyn.



JORDAN DIAZ
DIRECTOR OF SPEED & ASSOCIATE
DIRECTOR OF FOOTBALL
PERFORMANCE
 2ND SEASON AT GEORGIA TECH
 ALMA MATER: SOUTH CAROLINA, 2014

Jordan Diaz is in his second season as director of speed and associate director of football performance at Georgia Tech.

Diaz joined director of football strength and performance A.J. Artis at Georgia Tech in 2023 after two seasons together at USF, where Diaz served as an assistant strength and conditioning coach under Artis in 2021 and 2022. With USF, his primary duties included overseeing the speed, agility and conditioning aspects of the Bulls' football program and the use and analysis of the Catapult Sports monitoring system.

Diaz joined Artis at USF after three seasons at Arizona State, where he began as an assistant coach for football performance in 2018 and 2019 before being promoted to assistant head coach for football performance in 2020. At ASU, he worked with both front-seven and skill athletes, while also monitoring the football weight room nutrition and fueling station.

His experience also includes two years as a personal trainer in his native New Jersey (2016-18) and two years as an intern and graduate assistant in the strength and conditioning program at his alma mater, South Carolina.

Diaz was a fullback and key special teams contributor at South Carolina from 2012-14. He joined the Gamecocks as a walk-on in 2012, earned his first letter in 2013 and was awarded with a scholarship prior to his senior season in 2014. He graduated cum laude from South Carolina with a bachelor's degree in exercise science in 2014 and earned a master's degree in human performance and nutrition with summa cum laude honors from Logan University in 2017.



SEAN BOYLE

**PERFORMANCE MANAGER/
ASSISTANT DIRECTOR OF FOOTBALL
STRENGTH AND CONDITIONING**

4TH SEASON AT GEORGIA TECH
ALMA MATER: TEMPLE, 2012

Sean Boyle enters his fourth year as an assistant strength and conditioning coach for Georgia Tech football. He came to Georgia Tech in 2021 from Colorado State, where he spent 2020 as an assistant strength and conditioning coach. Prior to his one season at Colorado State, he was a graduate assistant strength and conditioning coach at his alma mater, Temple, for the 2019 season. He also has six years of experience as a private personal trainer and performance coach.

Boyle played collegiately at Temple from 2008-13, appearing in 36 games as an offensive lineman and helping lead the Owls to their first bowl berth in 30 years in 2009. He was a member of the Temple and Mid-American Conference academic honor rolls and was named to the Big East Conference all-academic team in 2012.

The brother of Georgia Tech football research and analytics coordinator Pat Boyle, Boyle earned two degrees from Temple – a bachelor's in kinesiology and exercise science in 2012 and a master's in kinesiology in 2014.



TYLER SMITH

**ASSISTANT DIRECTOR OF FOOTBALL
STRENGTH AND CONDITIONING**

2ND SEASON AT GEORGIA TECH
ALMA MATER:
SOUTH CAROLINA STATE, 2016

Tyler Smith is in his second season as assistant director of football strength and conditioning at Georgia Tech.

Smith came to Georgia Tech in 2023 after being a part of director of football strength and performance A.J. Artis' staffs at USF and Tennessee. Smith originally joined Artis as assistant director of football performance at UT in January 2021, then went to USF to be an assistant strength and conditioning under Artis three months later.

Smith's experience at the FBS level also includes stints as a strength and conditioning intern at South Carolina in 2019 and at Duke in 2016. He has also gained extensive experience as head strength and conditioning coach at a trio of high schools – Airport H.S. (West Columbia, S.C. – 2017-18), River Bluff H.S. (Lexington, S.C. – 2018-19) and St. Joseph's Catholic School (Greenville, S.C. – 2020).

Smith played collegiately at South Carolina State, where he served as special teams captain in 2014 and helped lead the Bulldogs to back-to-back Mid-Eastern Athletic Conference championships (2013-14) and an NCAA Division I FCS playoff appearance in 2013.

He graduated from S.C. State with a bachelor's degree in physical activity management in 2016. He and his wife, Kalifa, have a daughter, Ava Noelle.



ALLEN MOGRIDGE

SENIOR FOOTBALL ADVISOR

1ST SEASON AT GEORGIA TECH
ALMA MATER: NORTH CAROLINA,
1999

Allen Mogridge is in his first season as a senior football advisor at Georgia Tech.

Mogridge, a 23-year collegiate coaching veteran, joins Tech's staff and reunites with head coach Brent Key after most recently spending the 2023 season as the offensive line coach at East Carolina. Before his lone season at ECU, Mogridge spent six seasons as assistant head coach and offensive line coach at USF (2020-22) and FIU (2017-19).

His extensive resume also includes a season as offensive line coach at Georgia Southern (2016), three total seasons at UCF (2012 – special teams/tight ends coach, 2014 – tight ends/H-backs coach, 2015 – offensive line coach), a season as offensive line coach at Temple (2013), three seasons as special teams/tight ends coach and recruiting coordinator at North Carolina (2009-11), five seasons as running backs/offensive line coach and recruiting coordinator at Buffalo (2004-08) and a season as defensive ends coach and recruiting coordinator at Western Carolina (2003). He began his coaching career with two seasons as a defensive graduate assistant at Buffalo (2001-02).

Mogridge and Key worked alongside each other during Mogridge's three seasons at UCF (2012, 2014-15), which included Mogridge serving as tight ends/H-backs coach, then offensive line coach, while Key was the Knights' offensive coordinator in 2014 and 2015.

Mogridge has helped lead his teams to 13 bowl appearances as a player and coach, including two in his three seasons with Key at UCF, three-straight in his three seasons as assistant head coach at FIU and three-straight in his three seasons as an assistant coach at UNC. He also helped UCF to the 2014 American Athletic Conference championship and the 2012 Conference USA East Division title.

A four-year letterwinner at North Carolina (1996-99), Mogridge played four different positions – tight end, fullback, offensive tackle and defensive end – and won three bowl games in his four seasons with the Tar Heels. He graduated from UNC in 1999 with a bachelor's degree in history.

Mogridge and his wife, Jennifer, have three daughters – Liv (a junior volleyball student-athlete at Georgia Tech), Izzy and Lola.



TIM SALEM

SENIOR FOOTBALL ADVISOR

1ST SEASON AT GEORGIA TECH
ALMA MATER: ARIZONA STATE,
1985

Tim Salem is in his first season as a senior football advisor at Georgia Tech.

Salem, who is also reuniting with Key, brings 37 years of collegiate coaching experience to The Flats, including the last nine as tight ends coach at Atlantic Coast Conference rival Pitt (2015-23). In addition to his nine seasons in the ACC, Salem also spent 13 seasons in the Big Ten with stints at Purdue (1991-96 – quarterbacks/offensive coordinator), Ohio State (1997-2000 – quarterbacks/wide receivers) and Illinois (2012-14 – special teams/running backs).

His vast coaching experience also includes working alongside Key for eight seasons at UCF (2004-11) – 2004-08 as offensive coordinator and 2009-11 as special teams coordinator. In addition to serving as a coordinator during his eight seasons at UCF, Salem also coached nearly every offensive position group for the Knights – quarterbacks (2004), tight

ends (2005 and 2009-11), wide receivers (2006) and running backs (2007-08).

Additionally, Salem has coached at Eastern Michigan (2003 – offensive coordinator/quarterbacks), Colorado State (1989-90 – running backs/special teams), Phoenix College (1987-88 – offensive coordinator/quarterbacks). He began his coaching career with two seasons as a graduate assistant at his alma mater, Arizona State, where he helped coach wide receivers (1985-86).

He's helped lead his teams to five conference championships – Pac-10 (Arizona State – 1986), Big Ten (Ohio State – 1998), Conference USA (UCF – 2007 and 2010) and ACC (Pitt – 2021) – nine top-25 finishes and 17 bowl appearances as a coach. Highlights include a Rose Bowl victory and No. 4 final national ranking in 1986 at Arizona State, earning two Sugar Bowl berths in four seasons at Ohio State – including a 24-14 win over Texas A&M that capped an 11-1 season and No. 2 final national ranking in 1998 – and winning Pitt's first ACC title in 2021.

Salem played quarterback collegiately at Minnesota, where he broke the Big Ten record for consecutive pass completions in 1980, and Arizona State, where he earned a bachelor's degree in athletic administration/physical education.

He comes from a long lineage of coaches, including his father, Joe, who was head coach at South Dakota (1966-74), Northern Arizona (1975-78) and Minnesota (1979-83), his brother, Brad, a long-time college coach who is currently the tight ends coach at Memphis, and his grandfather, Nusier, who is a member of the South Dakota Sports Hall of Fame as a high school coach.

Salem and his wife, Wendy, have two sons (Taylor and Landan), a daughter (Kylan) and three granddaughters (Julia, Callie and Scarlett).



BILL STEWART
**SR. DEFENSIVE ANALYST/
 RECRUITING SPECIALIST**

2ND SEASON AT GEORGIA TECH
 ALMA MATER: UCF, 1990

A veteran coach who enjoyed great success at the high school and college levels across the Southeast for three decades, Bill Stewart is in his second season as defensive analyst for linebackers at Georgia Tech.

Stewart came to The Flats from nearby North Gwinnett H.S., where he compiled a 60-19 (.759) record in six seasons as head coach. He led North Gwinnett to the Georgia 7A state championship in 2017 – the first football state title in school history – and four region championships. He led all six of his NGHSS teams to at least the second round of the state playoffs. He has also served as head coach at Etowah H.S. in nearby Woodstock, Ga. and James Clemens H.S. in Madison, Ala., and has totaled more than 100 victories in 14 seasons as a head coach.

He began his coaching career as linebackers coach at his alma mater, UCF, from 1993-95. The Knights had three-straight winning seasons in his three seasons as an assistant coach and earned an NCAA Division I-AA playoff berth in 1994.

In all, Stewart's coaching experience includes one state championship, 15 region championships, 27 state playoff berths and a Division I-AA playoff appearance. At the high school level, he has coached more than 75 players that have gone on to play college football and three that have signed contracts in the National Football League.

Stewart graduated from UCF in 1990 with a bachelor's degree in criminal justice. He also holds a master's degree in health science from Alabama. He and his wife, Nichole, have a son, Jake, and two daughters, Kendall and Emma.



NATHAN BROCK
**OFFENSIVE ANALYST/
 RECRUITING SPECIALIST**

4TH SEASON AT GEORGIA TECH
 ALMA MATER: OHIO STATE, 2020

Nathan Brock is in his fourth season at Georgia Tech and his first as an offensive analyst.

Before being promoted to analyst in 2024, Brock spent three seasons as a graduate assistant at Tech. After working primarily with the Yellow Jackets' offensive linemen in 2021 and 2022, he coached tight ends in 2023. He served as Georgia Tech's offensive line coach for the final eight games of the 2022 season, following Brent Key's promotion to interim head coach.

Brock came to Tech from Ohio State, where he was an offensive lineman for the Buckeyes for five seasons (2016-20). He graduated from Ohio State in December 2020 with a bachelor's degree in communications analysis and practices.

The Powell, Ohio native graduated from Olentangy Liberty H.S., where he played football for four years and basketball for two years.



DYLAN DOCKERY
**OFFENSIVE ANALYST/
 RECRUITING SPECIALIST**

2ND SEASON AT GEORGIA TECH
 ALMA MATER:
 EAST TENNESSEE STATE, 2019

Dylan Dockery is in his second season as an offensive analyst at Georgia Tech.

Dockery came to The Flats after a season as a graduate assistant at Appalachian State in 2022, where he assisted current Georgia Tech offensive line coach Geep Wade in coaching the Mountaineers up front.

His lone season at App State was preceded by three seasons as a graduate assistant at Jacksonville State, where he assisted with tight ends in 2019 and the offensive front in 2020 and 2021. At JSU, he coached two first-team all-Ohio Valley Conference performers and second-team NCAA Division I FCS all-Americans in tight end Trae Barry and tackle Tylan Grable and helped coach the Gamecocks to the 2020 OVC championship.

Dockery played tight end at East Tennessee State from 2014-18, appearing in 36 games and making 23 starts. The Bucs won the Southern Conference championship during his senior season in 2018.

He graduated from ETSU in 2019 with a bachelor's degree in sports and leisure management and earned a master's in sports and leisure management from JSU in 2022.



A.J. ERDELY
**OFFENSIVE ANALYST/
 RECRUITING SPECIALIST**

2ND SEASON AT GEORGIA TECH
 ALMA MATER: UAB, 2019

A.J. Erdely is in his second season as an offensive analyst at Georgia Tech.

At Tech, Erdely was reunited with offensive coordinator Buster Faulkner, who he served under as a quality control specialist at Southern Miss in 2019.

Following his one-year stint with Faulkner at USM, Erdely has served as an assistant coach at Northeast Mississippi Community College for the past

three seasons — first as wide receivers coach in 2020, then as offensive coordinator, quarterbacks coach and recruiting coordinator in 2021 and 2022.

After NEMCC finished in the top 15 nationally in total offense and scoring each of his two seasons as offensive coordinator, Erdely was hired as offensive coordinator, QB coach and recruiting coordinator in 2023. He briefly served in that role before joining the staff at Georgia Tech.

Erdely played quarterback at UAB in 2017-18, where he compiled a 15-6 record over two seasons as a starter. A two-year captain and 2017 all-conference honoree, he led the Blazers to the 2018 Conference USA championship and a pair of bowl berths. His 47 total touchdowns rank fifth in school history.

A metro Atlanta native, Erdely played high school football at West Forsyth H.S. He earned a bachelor's degree from UAB in 2019.



TANNER COTMAN

**DEFENSIVE ANALYST/
RECRUITING SPECIALIST**

1ST SEASON AT GEORGIA TECH
ALMA MATER: OLD DOMINION, 2016

Tanner Cotman is in his first season as a defensive analyst at Georgia Tech.

Cotman came to The Flats after spending two seasons (2022-23) as a defensive quality control coach at Atlantic Coast Conference rival Duke. In his second season at Duke (2023), Cotman worked under current Georgia Tech defensive coordinator Tyler Santucci. The Blue Devils had the ACC's top-ranked scoring defense in 2023, allowing just 19.0 points per game, which was good for 16th nationally. Duke also ranked among the nation's top 50 in rushing defense, passing defense, total defense, tackles for loss, third-down defense, fourth-down defense and red-zone defense.

Before his two seasons at Duke, Cotman spent one season (2021) as safeties coach and video coordinator at Norfolk State. He also worked with safeties as a graduate assistant at Eastern Michigan in 2020.

Cotman spent seven seasons on the football staff at his alma mater, Old Dominion, first as a student assistant (2013-16), then as a graduate assistant (2017-19). He primarily worked with safeties and linebackers at ODU, while earning a bachelor's degree in physical education in 2016 and a master's degree in coaching education in 2020.



XAVIER GARCIA

**DEFENSIVE ANALYST/
RECRUITING SPECIALIST**

1ST SEASON AT GEORGIA TECH
ALMA MATER: EASTERN KENTUCKY,
2017

Xavier Garcia is in his first season at Georgia Tech as a defensive analyst.

Garcia came to The Flats from Atlantic Coast Conference rival Duke, where he worked under Tech defensive coordinator Tyler Santucci for one season in 2023. In their lone season at Duke, the Blue Devils had the ACC's top-ranked scoring defense in 2023, allowing just 19.0 points per game, which was good for 16th nationally. Duke also ranked among the nation's top 50 in rushing defense, passing defense, total defense, tackles for loss, third-down defense, fourth-down defense and red-zone defense.

Prior to Duke, Garcia was a graduate assistant at SMU (2022), Temple (2020-21), Central Oklahoma (2019) and Angelo State (2018). He began his coaching career in 2017 at New Mexico Military Institute, where he coached linebackers.

Garcia played collegiately at New Mexico Military Institute (2013-15) and Eastern Kentucky (2016). He was a two-time all-conference honoree

at NMCI before making 10 starts at defensive end as a senior at EKV.

An Austin, Texas native, Garcia earned a bachelor's degree in general studies from EKV in 2017 and a master's in higher education from Temple in 2021.

He and his wife, Kayla, have two daughters: Blakely Mae and Emma Lee.



ROBBIE BELL

**OFFENSIVE GRADUATE
ASSISTANT/RECRUITING
SPECIALIST**

1ST SEASON AT GEORGIA TECH

Robbie Bell is in his first season as an offensive graduate assistant and recruiting specialist at Georgia Tech.



QUENTIN JONES

**DEFENSIVE GRADUATE
ASSISTANT COACH/RECRUITING
SPECIALIST**

2ND SEASON AT GEORGIA TECH
ALMA MATER: LEHIGH, 2018

Quentin Jones is in his second season as a defensive graduate assistant at Georgia Tech.

Jones brought two years of full-time coaching experience to The Flats in 2023 after spending two seasons as cornerbacks coach and assistant secondary coach at Lehigh (2021-22). In his two seasons as a coach at his alma mater, Jones coached a pair of all-Patriot League performers, including two-time first-team honoree Tygee Leach.

Prior to beginning his coaching career, Jones played professional football with the Memphis Express of the Alliance of American Football and the Nojima Rise of Japan's X League in 2019. With the Rise, he was the only player in the league to score an offensive and defensive touchdown during the '19 season.

Jones was a four-year letterwinner and two-year captain at Lehigh from 2014-17. He helped lead the Mountain Hawks to a pair of Patriot League championships as a defensive back.

He graduated from Lehigh with a B.A. in sociology in 2018.



DEANDRE SMELTER

**OFFENSIVE GRADUATE
ASSISTANT/RECRUITING
SPECIALIST**

2ND SEASON AT GEORGIA TECH
ALMA MATER: GEORGIA TECH, 2014

Former Georgia Tech football and baseball star and three-year National Football League veteran DeAndre Smelter returned to The Flats in 2023 as an offensive graduate assistant.

Smelter played three seasons of baseball (2011-13) and two seasons of football (2013-14) with the Yellow Jackets. He was selected in the 14th round of the 2010 Major League Baseball Draft but turned down the opportunity to play professionally to attend Tech.

On the gridiron, he is tied for the 10th-most 100-yard receiving games in Georgia Tech history with four, despite playing just two seasons. He also ranks sixth in school history for yards per reception in a season (20.4 in 2014) and career (18.9).

He went on to be selected by the San Francisco 49ers in the fourth round of the 2015 National Football League Draft. He played three seasons with the 49ers (2015-17).

Smelter, who graduated from Tech in 2014 with a B.S. in business administration, began his coaching career last fall as wide receivers coach at Northeast H.S. in Macon, Ga.



KEVIN LEONARD
DEFENSIVE GRADUATE
ASSISTANT COACH/RECRUITING
SPECIALIST

1ST SEASON AT GEORGIA TECH
 ALMA MATER: TEXAS A&M, 2022

Kevin Leonard joined Georgia Tech's football staff as a defensive graduate assistant coach in 2024.

Leonard spent each of the last four seasons working under Georgia Tech defensive coordinator Tyler Santucci.

Leonard was a defensive analyst, in 2022, at his alma mater, Texas A&M, where he served as a student assistant from 2019-21. He joined forces with Santucci, who was the Aggies' linebackers coach in 2020-21 and co-defensive coordinator/linebackers coach in 2022. Leonard was then a graduate assistant under Santucci at Duke in 2023. In the duo's lone season at Duke, the Blue Devils had the ACC's top-ranked scoring defense in 2023, allowing just 19.0 points per game, which was good for 16th nationally. Duke also ranked among the nation's top 50 in rushing defense, passing defense, total defense, tackles for loss, third-down defense, fourth-down defense and red-zone defense.

A 2022 Texas A&M graduate, Leonard majored in multidisciplinary engineering technology with a minor in embedded systems.



KYAN BRUMFIELD
GRADUATE ASSISTANT/
RECRUITING SPECIALIST

1ST SEASON AT GEORGIA TECH
 ALMA MATER: COLGATE, 2020

Kyan Brumfield is in his first season as an analytics graduate assistant at Georgia Tech.

Brumfield played collegiately at Colgate (2017-19), Texas Tech (2020), Nebraska (2021) and Florida International (2022) and saw action in 36 games as a defensive back.

He spent the 2023 season as a defensive graduate assistant at BYU.

The son of Georgia Tech associate head coach Ricky Brumfield, Brumfield earned a bachelor's degree in educational studies from Colgate in 2020 and a master's in applied science from Nebraska in 2021.



DONALD HILL-ELEY
CHIEF OF STAFF

3RD SEASON AT GEORGIA TECH
 ALMA MATER: GEORGIA, 2021

Donald Hill-Eley is in his third season as a member of Georgia Tech's football staff and his second as the Yellow Jackets' chief of staff.

He came to Georgia Tech in 2022 as an offensive analyst for the Yellow Jackets, before being promoted to running backs coach during the '22 campaign. He became head coach Brent Key's chief of staff in 2023.

Hill-Eley's extensive coaching resume includes 17 seasons as a head coach at the NCAA Division I level — 12 at Morgan State and five at Alabama State (2017-21). He compiled 80 wins in his 17 seasons as a head coach. At Morgan State, he was named the 2002 Mid-Eastern

Athletic Conference Coach of the Year after leading the Bears to a 7-5 record in his first season at the helm and his 59 wins rank third in school history. After taking over at Alabama State midway through the 2017 season, he led the Hornets to a pair of second-place finishes in the Southwestern Athletic Conference East Division (2017 and 2021 spring) and coached the first first-round NFL Draft pick in program history (OL Tytus Howard — 2019).

Hill-Eley's coaching career also includes stints as an assistant at Alabama State (tight ends/special teams — 2015-17), Norfolk State (wide receivers/tight ends/special teams — 2014), Morgan State (offensive coordinator — 2001), Hampton (offensive coordinator — 1997-2000, graduate assistant — 1992-93) and Virginia Union (1991). He also spent three seasons as an assistant coach in the Canadian Football League with the Toronto Argonauts (guest assistant — 1996) and Baltimore Stallions (wide receivers — 1994-95).

Hill-Eley played collegiately at Virginia Union from 1987-90 and graduated from VUU in 1991. He received a master's degree in counseling from Hampton in 1995 and earned a Ph.D. from Morgan State.

He is married to the former Kelley Butler and is the father of Ayinde and Jacob. Ayinde played linebacker at Georgia Tech in 2021-22 and is currently a member of the Canadian Football League's B.C. Lions.



ANTHONY PARKER
DIRECTOR OF PLAYER
DEVELOPMENT

6TH SEASON AT GEORGIA TECH
 ALMA MATER: TENNESSEE, 2008

Former All-American Anthony Parker joined Georgia Tech's football staff as a defensive analyst in 2019 and moved to the role of director of player development during the 2022 season.

Parker came to The Flats after three seasons as the offensive line coach at Norfolk State (2015-17). His coaching career also includes stints as an offensive quality control assistant at his alma mater, Tennessee (2013-14), and an offensive graduate assistant at Mississippi State (2011-12) and Morgan State (2009-10).

Parker helped Mississippi State reach two bowl games in his two seasons with the Bulldogs and helped lift Tennessee to a berth in the TaxSlayer Bowl following the 2014 season.

He was a four-year letterwinner and three-year starter on the offensive line at Tennessee from 2005-08, primarily at guard. He earned second-team Associated Press All-America recognition as a junior in 2007 and was a two-time all-Southeastern Conference selection (first-team in 2007, second-team in 2008).

A Jonesboro, Ga. native, Parker earned a bachelor's degree in political science and sociology from Tennessee in 2008.



PAT BOYLE
DIRECTOR OF
RESEARCH AND ANALYTICS

6TH SEASON AT GEORGIA TECH
 ALMA MATER: TEMPLE, 2012

Director of research and analytics Pat Boyle is in his sixth season with Georgia Tech football. In his role, Boyle collects and analyzes data to assist in all aspects of the Yellow Jackets' football program, including practice- and game-planning, in-game strategy and recruiting.

Boyle came to The Flats from Temple, where he spent four seasons on the Owls' football staff — first as a graduate assistant working in operations and strength and conditioning (2015-16) while earning a master's degree in sports business, then as a strategic specialist (2017-18). He also

volunteered in TU's weight room during the 2014 campaign.

Boyle was a four-year letterwinner and two-year starter on the offensive line at Temple from 2008-11, earning first-team all-Mid-American Conference recognition as a senior in 2011. He also earned a slew of academic honors, including being named the 2012 PNC Male Student-Athlete of the Year, receiving the 2012 Owl Club Award and being a three-year member of TU's Athletic Director's Honor Roll. He was selected to play in the 2012 NFLPA Collegiate Bowl and played professionally for the NFL's Detroit Lions and Washington Redskins.

A Baltimore, Md. native, Boyle earned bachelor's (2012) and master's (2017) degrees from Temple. He married his wife, Ally, in June 2018 and they have a daughter, Brynn.



JOSH THOMPSON

DIRECTOR OF FOOTBALL OPERATIONS

2ND SEASON AT GEORGIA TECH
ALMA MATER:
APPALACHIAN STATE, 2002

Josh Thompson is in his second season as director of football operations at Georgia Tech.

A veteran director of operations, Thompson previously served as director of football operations at Louisville (2019-22) and assistant athletics director for football and equipment operations at Appalachian State (2014-18). In his 10 seasons directing football operations, Thompson's teams have won two conference championships and earned seven bowl berths (with six wins).

Prior to becoming assistant A.D. at App State, Thompson served as the Mountaineers' director of team services for five years (2009-14), overseeing the equipment operations for all 20 of the school's varsity sports programs.

Thompson's resume also includes a year as athletic equipment manager at Texas State (2007-08) and two years as a graduate assistant in football equipment operations at Troy (2005-07). He began his professional career as equipment manager, assistant athletics administrator and junior varsity girls basketball coach at Northwestern H.S. in his hometown of Rock Hill, S.C.

Thompson earned a bachelor's degree in recreation management from Appalachian State in 2002 and a master's in sport and fitness management from Troy in 2007. He and his wife, Lindsey, have a son, Jacob.



JON BLAKE

ASSOCIATE DIRECTOR OF FOOTBALL OPERATIONS

3RD SEASON AT GEORGIA TECH
ALMA MATER: ARKANSAS, 2015

Jon Blake joined Georgia Tech's football staff as assistant director of football operations in February 2022 and was promoted to associate director in 2024.

Blake comes to The Flats after serving as assistant director of men's basketball administration at Arkansas since July 2021. Prior to being a part of the basketball staff at Arkansas, he spent more than five years in football operations at Arkansas (graduate assistant – 2016-18), with the National Football League's Miami Dolphins (staff assistant – 2019) and at Southern California (associate director – 2020).

Blake is a three-time graduate of Arkansas with a bachelor's degree in sports management (2015) and master's degrees in sports management (2017) and physical education teaching and coaching (2019). As an undergraduate at Arkansas, he worked in production for three years at

KNWA-TV and Fox 24 News in Fayetteville, Ark. (2011-14) and spent one season with the Razorbacks' football video operations department (2014).



KYLER GLOVER

DIRECTOR OF EXECUTIVE OPERATIONS

3RD SEASON AT GEORGIA TECH
ALMA MATER:
SOUTH CAROLINA, 2019

Kyler Glover is in her third season as a member of Georgia Tech's football staff and her second season as director of executive operations.

Glover joined Georgia Tech's football staff as director of on-campus recruiting in February 2022. She came to Tech after serving in the same role at Tennessee during the 2021 season, facilitating official visits and managing communication between coaches and prospective student-athletes. Prior to her one season with the Vols, she spent two years (2019-21) as a recruiting and operations specialist at her alma mater, South Carolina.

Glover graduated from South Carolina in 2019 with a bachelor's degree in sports and entertainment management. As a student, she was an intern in South Carolina athletics' marketing office. After graduating from South Carolina, she briefly served as a postgraduate athletics marketing and development intern at Charleston Southern before returning to her alma mater as a full-time member of the football staff in August 2019. In addition to her internships at South Carolina and Charleston Southern, she also served as a summer football operations intern for the Cam Newton Foundation in Atlanta during the summer of 2018.



ERRIN JOE

GENERAL MANAGER

6T SEASON AT GEORGIA TECH
ALMA MATER: GEORGIA TECH, 2014

Georgia Tech letterwinner Errin Joe is in his second season as the Yellow Jackets' general manager.

Joe returned to The Flats in 2023 after spending the 2022 season as assistant director of player personnel at Alabama, where he helped the Crimson Tide recruit the nation's No. 1-ranked incoming class. During his time at Alabama, he was named one of college football's rising stars in personnel and recruiting staffers by On3.

Prior to his 10-month stint at Alabama, Joe was hired as director of recruiting at UConn. He served in the role for two months before joining the Crimson Tide.

From 2018-21, Joe was a member of Georgia Tech's football staff. He came back to Tech in 2018 as a graduate assistant, working with the Yellow Jackets' offensive line. He held that role for three seasons before moving into recruiting as Tech's associate director of player personnel in 2021.

As a student-athlete, Joe started 16 games over his final two seasons at Georgia Tech (2014-15). He started the final seven games of the 2014 campaign at right tackle, helping anchor an offensive front that led the nation in rushing with a school record 342.1 yards per game and allowed just 0.79 sacks per game, good for second nationally.

He returned to The Flats after spending the 2017 season as quality-control assistant at Florida International University. Following the end of his playing career, he spent the 2016-17 academic year as an English teacher at his high school alma mater, Lake Gibson H.S. in Lakeland, Fla.

Joe needed just three-and-a-half years to earn a bachelor's degree in literature, media and communication from Georgia Tech, graduating in December 2014, and studied economics while completing his final

season of athletic eligibility in 2015. He earned master's degree in building construction and facility management from Georgia Tech in 2020.



CODY COLLINS
**ASSISTANT DIRECTOR OF
 PLAYER PERSONNEL - OFFENSE**
 1ST SEASON AT GEORGIA TECH
 ALMA MATER: GEORGIA, 2022

Atlanta area native Cody Collins joined Georgia Tech football's staff as assistant director of player personnel for offense in 2024.

Prior to his arrival on The Flats, Collins was a player personnel analyst at Georgia from 2020-24. Prior to joining UGA's staff, he was a student coaching intern at Prince Avenue Christian School in Athens, Ga. for a year and a half (March 2019-July 2020).

Collins attended Blessed Trinity H.S. in Roswell, where he played football under current Georgia Tech director of high school relations Tim McFarlin. Collins graduated from Georgia in 2022 with a bachelor's degree in sport and fitness administration.



ROMAN GOODE
**ASSISTANT DIRECTOR OF
 PLAYER PERSONNEL - DEFENSE**
 1ST SEASON AT GEORGIA TECH
 ALMA MATER: ALABAMA, 2021

Roman Goode is in his first season as Georgia Tech's assistant director of player personnel for defense.

Prior to his arrival on The Flats, Goode worked in the recruiting departments at a pair of nearby Southeastern Conference programs – Tennessee (personnel/recruiting analyst – 2022-24) and Alabama (recruitment specialist – 2019-22).

Goode earned a degree in public relations/image management from Alabama in 2021.



TIM McFARLIN
**DIRECTOR OF
 HIGH SCHOOL RELATIONS**
 2ND SEASON AT GEORGIA TECH

Tim McFarlin, one of the most successful football coaches in Georgia high school history, is in his second season as Georgia Tech's director of high school relations.

McFarlin spent 22 seasons as a head coach at three different schools in the Atlanta suburb of Roswell – Roswell H.S. (1998-2007), Blessed Trinity H.S. (2011-20) and Fellowship Christian School (2021-22). He led his teams to four state championships – one at Roswell (2006) and three-straight at Blessed Trinity (2017-19) – making him one of only 15 coaches in Georgia High School Association history to win state titles at two different schools.

In addition to the four state championships, McFarlin's teams compiled 11 region titles and a 216-60-2 overall record (.781), making him the winningest coach in North Fulton County history.

Prior to taking over as head coach at Roswell in 1998, Roswell served for 16 years as an assistant at the school.

McFarlin and his wife, Kay, have been married for 41 years. They have a daughter, Courtney, a son, Will (who played golf at North Georgia), and a

grandson, Taylor (Courtney's son with her husband, Jim).



AMANDA SKIPWITH
**DIRECTOR OF
 RECRUITING OPERATIONS**
 2ND SEASON AT GEORGIA TECH
 ALMA MATER: ALABAMA, 2021

Amanda Skipwith is in her second season as director of recruiting operations at Georgia Tech.

Skipwith came to Georgia Tech in 2023 from Alabama, where she served as recruiting operations coordinator in 2022. In her role, she helped the Crimson Tide sign the nation's top-ranked recruiting class.

Skipwith, who graduated from Alabama in December 2021 with a B.S. in exercise science and a minor in biology, served in a variety of roles as a student at UA, including two years as a recruiting logistics and operations student worker for the Crimson Tide football program.

A member of Honors College, Phi Eta Sigma and Alpha Lambda Delta honor societies, Skipwith was a two-time President's List student and three-time Dean's List honoree.

In the community, Skipwith was active in Alabama's Student Recruitment Team, the "Beat Auburn, Beat Hunger" fundraiser, UA for St. Jude and the NAACP.



KIMBERLY SMITH
**DIRECTOR OF
 ON-CAMPUS RECRUITING**
 2ND SEASON AT GEORGIA TECH
 ALMA MATER: TROY, 2019

Kimberly Smith joined Georgia Tech's football staff as director of on-campus recruiting in 2023.

Smith came to The Flats from Kansas, where she served as director of recruiting operations for two seasons (2021-22). Prior to her two-year stint at KU, she spent two years (2019-20) as an intern at her alma mater, Troy, first in operations, then in recruiting.

She also worked as a recruiting student assistant as an undergraduate at Troy, where she graduated with a B.S. in hospitality, sport and tourism management in 2019.



TED BAHHUR
**ASSISTANT DIRECTOR OF
 SCOUTING**
 2ND SEASON AT GEORGIA TECH

Ted Bahhur joined Georgia Tech's football staff as assistant director of scouting in 2023.



BRAD KIMBLE

ASSOCIATE AD / SPORTS MEDICINE

1ST SEASON AT GEORGIA TECH
ALMA MATER: BALDWIN WALLACE,
2003

Brad Kimble, a veteran athletic trainer that most recently served as assistant athletics director for sports, performance, health and wellness at Boise State, was named associate athletics director for sports medicine at Georgia Tech in March 2024.

In his role at Tech, Kimble oversees the day-to-day operations of Georgia Tech sports medicine and serves as the head athletic trainer for the Yellow Jackets' football program.

Kimble spent two seasons as the head football athletic trainer at Boise State (2022-23), where he helped the Broncos to the 2023 Mountain West Conference championship, a win in the 2022 Frisco Bowl and back-to-back Mountain West championship game appearances.

His two seasons at BSU followed five years as the head football athletic trainer at Rice. In addition to directing Rice's football sports medicine efforts, he also served as an approved clinical instructor (ACI) in the University of Houston's athletic training master's program and directed and organized sports medicine coverage for Rice's 2017 season opener versus Stanford in Sydney, Australia.

Prior to his five-year stint at Rice, Kimble was an assistant athletic trainer at Syracuse (2011-17) and associate athletic trainer at his alma mater, Baldwin Wallace (2006-11). His first stint in the Atlantic Coast Conference at Syracuse primarily included being the lead assistant athletic trainer for football, as well as serving as the head athletic trainer for field hockey and men's soccer during his time with the Orange. At Baldwin Wallace, he was the head athletic trainer for football, men's basketball, men's tennis and women's tennis.

Kimble's experience also includes time as a graduate assistant at UAB (2003) and John Carroll (2005-06) and internships with the Mahoning Valley Scrappers (minor league baseball – 2001-02), Cleveland Barons (minor league hockey – 2002-03), New York Jets (2003) and Cleveland Browns (2004). His graduate assistantship at John Carroll came as part of a graduate assistantship at the world-renowned Cleveland Clinic, and also included working as an assistant athletic trainer at Mentor H.S. and a clinical athletic trainer at a physical therapy center.

Kimble has given multiple invited presentations over the course of his career and has been published in the American Journal of Sports Medicine. He is a member of the National Athletic Trainers Association and the College Athletic Trainers Society and is certified by several professional organizations across wide range of athletic training specializations.

He graduated from Baldwin Wallace in 2003 with a bachelor's degree in athletic training and fitness management and earned a master's in exercise science from Cleveland State in 2006.



MARK SMITH

DIRECTOR OF SPORTS MEDICINE - FOOTBALL

14TH SEASON AT GEORGIA TECH
ALMA MATER:
SUNY-BROCKPORT, 2010

Mark Smith is in his 14th overall season as a member of Georgia Tech's sports medicine staff and currently serves as the Yellow Jackets' director of sports medicine - football.

Smith, who served as a graduate assistant athletic trainer at Georgia Tech from 2010-12, returned to The Flats as an assistant athletic trainer in 2013, following a short stint in the same role at Georgia State. After five seasons working with Tech's football program as an assistant athletic

trainer at Tech, he became the Yellow Jackets' head football athletic trainer in 2018 and assumed the role of director of sports medicine - football in 2024.

Prior to his time at Georgia State, he completed a year-long internship with the Buffalo Bills.

During his two years as a G.A. at Tech, his duties consisted primarily of working with swimming and diving and assisting with football.

His professional experience also includes a summer internship with the Pittsburgh Steelers in 2010.

Smith is a NATABOC certified athletic trainer and a member of the National Athletic Trainers' Association, Southeast Athletic Trainers' Association, the Georgia Athletic Trainers' Association and he is licensed by the state of Georgia as an athletic trainer.

A native of Rochester, N.Y., Smith earned his bachelor's degree in athletic training from The College at Brockport, a State University of New York in 2010.

Mark is the proud father of two children, Brady and Remy.



ERIN WESOLOWSKI

DIRECTOR / PERFORMANCE NUTRITION

2ND SEASON AT GEORGIA TECH
ALMA MATER: KENTUCKY, 2020

Director of performance nutrition for football Erin Wesolowski came to Georgia Tech in 2023.

Prior to joining the Yellow Jackets, Wesolowski spent two years a football nutrition graduate assistant at Ole Miss. She has also worked in athletics nutrition/dietetics at Northern Kentucky, Louisville and her alma mater, Kentucky.

A Columbus, Ohio native, Wesolowski graduated from Kentucky in 2020 with a bachelor's degree in dietetics and earned a master's in foods, nutrition and related services from Ole Miss in 2023.



PUNT WINDHAM

ASSISTANT EQUIPMENT MANAGER

21ST SEASON AT GEORGIA TECH
ALMA MATER: GEORGIA TECH, 1994

Georgia Tech alumnus Punt Windham is in his 21st season as assistant equipment manager at his alma mater.

Windham, a certified equipment manager, conducts the day-to-day operations of the football equipment room, including handling and ordering equipment and uniforms, maintenance of equipment and travel logistics. He has been in a full-time role at his alma mater since 2003.

Prior to his return to The Flats, Windham spent eight years at the University of Texas (1995-2002), where he served as the Longhorns' head baseball equipment manager and assistant football equipment manager. He was a part of two College World Series appearances at Texas (2000 and 2002), with the Longhorns winning the national championship in '02.

A Lilburn, Ga. native, Windham graduated from Georgia Tech in 1994 with a bachelor's degree in industrial engineering. He was a student manager for the Yellow Jackets' football team during his time as an undergrad, which included Tech's fourth national championship in 1990.

Windham and wife, Kim, were married in 2010.



KANE IVERS-OSTHUS
ASSISTANT
EQUIPMENT MANAGER
6TH SEASON AT GEORGIA TECH
ALMA MATER: FLORIDA, 2016

Kane Ivers-Osthus joined Georgia Tech's athletics equipment staff in 2019. He works directly with the Yellow Jackets' football program.

Ivers-Osthus came to The Flats after two seasons at Temple. He arrived at Temple in January 2017 as a graduate assistant and was promoted to a full-time assistant equipment manager just five months later.

Prior to his two-year stint at Temple, Ivers-Osthus was a student at Florida, where he served as a scholarship student equipment manager for three seasons (2014-16).

In addition to his roles at Georgia Tech, Temple and Florida, the Melbourne, Fla. native also interned in the multimedia department of the New York Collegiate Baseball League's Rome Generals.

Ivers-Osthus is a cancer survivor, having overcome acute promyelocytic leukemia, an aggressive and rare form of blood cancer, during his time at Temple.



TODD MCCARTHY
ASSISTANT A.D./
VIDEO OPERATIONS
27TH SEASON AT GEORGIA TECH
ALMA MATER: VCU, 1992

Todd McCarthy is in his 27th season at Georgia Tech. He was promoted to assistant athletics director for video operations in 2017.

McCarthy, who joined the Tech staff in 1998, handles all practice, game and opponents' video for the football coaching staff while also overseeing the Yellow Jackets' video operations.

McCarthy is a five-time winner of the ACC Video Director of the Year Award (2001, 2003, 2004, 2009 and 2010) and, in 2005, Georgia Tech's video department received the SAVVY Award from the Collegiate Sports Video Association for the nation's top highlight video.

Prior to coming to The Flats, McCarthy spent two years as director of sports video at Pittsburgh (1996-98) and three years (1993-96) in the same capacity at Richmond. He also worked two years as a videographer and editor in the sports department at WRIC-TV, the ABC affiliate in Richmond, Va.

McCarthy earned his bachelor's degree in broadcast communications from Virginia Commonwealth University in 1992. A Richmond, Va. native, McCarthy is married to the former Elizabeth Knupp and they have three children — a son, Nicholas, born in 2012, and twins, a son, Michael, and a daughter, Madison, born in 2016.



ELYSE APPELBLATT
DIRECTOR OF FOOTBALL
DIGITAL STRATEGY
2ND SEASON AT GEORGIA TECH
ALMA MATER: INDIANA, 2018

Elyse Appelblatt joined Georgia Tech's football staff in 2023 as the program's director of digital strategy.

Appelblatt, who previously worked for the Chick-fil-A Peach Bowl and Atlanta United, returned to Atlanta after serving as Michigan State's football social media manager in 2022. Prior to her year at MSU, she spent two years of director of creative content at Florida Atlantic and a year as director of new media/communications at the Metro Atlantic Athletic Conference.

In her first stint in Atlanta, she was a digital media and marketing intern at the Peach Bowl in 2018-19 and a matchday communications assistant with United for the final four months of 2018.

Appelblatt graduated from Indiana in 2018 with a B.S. in kinesiology/sport communication. During her time as an undergraduate at IU, she worked in various capacities within the Hoosiers' athletics department (including media relations, the student athletic board and as a tour guide at Indiana's Memorial Stadium), as well as with the Big Ten Network and a pair of organizations based out of New York City, Hashtag Sports and Seaters.



JORDAN ADAMS
Asst. Athletic Trainer



MIKE AINBINDER
Dir. Sports Medicine
Rehabilitation



TERRANCE BEAVERS
Asst. A.D. / Video &
Broadcast Services



ANTHONY BRANDT
Asst. Director
Communications & P.R.



CHRIS BREEN
Associate A.D.
Student Services



JOHN CARTER
Academic Advisor



BRET COWLEY
Assistant A.D.
Compliance



ANDY DEMETRA
Broadcaster



MIKE FLYNN
Associate A.D.
Communications & P.R.



DR. ANGELO GALANTE
Sr. Associate A.D.
Chief Medical Officer



ASHLEY HARRIS
Director / Football
Academic Services



LAURYN HARRIS
Academic Advisor



DR. EDWARD JACKSON
Team Physician



CHEYENNE JONES
Academic Advisor



SOMER KELLY
Academic Advisor



DR. JONATHAN KIM
Team Cardiologist



PHYLLIS LABAW
Sr. Associate A.D.
Student Services



ELDON LINDSAY
Assistant A.D.
Creative & Digital Strategy



GRIFFON LOFLIN
Asst. Athletic Trainer



DR. GARY LOURIE
Team Physician



LANCE MARKOS
Associate A.D.
Compliance



CHRIS MAY
Director
Athletic Grounds



REGGIE MCINTYRE
Assistant A.D. / Marketing
& Fan Experience



COLE METCALFE
Asst. Equipment
Manager



NICK NAGEL
Associate A.D. / Facilities,
Event Operations &
Capital Projects



MICHAEL NORDER
Asst. Athletic Trainer



CIARA O'HALLORAN
Asst. A.D. / Facilities,
Operations & Events



J.D. OLSON
Asst. Director
Facilities & Events



BRANDON PÖTTEBAUM
Assistant A.D.
Academic Services



SHANA SPANN
Athletic Spirit
Coordinator



DR. JEREMY WHITLEY
Team Physician



DR. JOHN XEROGEANES
Team Physician



DR. ÁNGEL CABRERA

PRESIDENT

6TH YEAR AT GEORGIA TECH
 ALMA MATER: UNIVERSIDAD
 POLITÉCNICA DE MADRID (B.S./M.S.);
 GEORGIA TECH (M.S./PH.D.)

Ángel Cabrera is the 12th president of the Georgia Institute of Technology, one of America's leading research universities, serving nearly 48,000 students and conducting more than \$1.4 billion in annual sponsored research.

Since Cabrera's arrival in the fall of 2019, enrollment grew to an all-time high, applications broke Institute and state levels, and the undergraduate program became the third most-selective among public universities. Offering best-in-class graduation rates and career outcomes, coupled with lower tuition and fees than most other leading research universities, Georgia Tech is consistently recognized for offering one of the best returns on investment for students.

Georgia Tech's research enterprise has also experienced considerable growth since 2019. With more than \$1.2 billion in annual research expenditures, the Institute ranks among the top 20 most research-intensive universities in the nation and is No. 1 among institutions without a medical school.

Georgia Tech's unprecedented growth stems from a 10-year strategic plan that was developed under Cabrera's leadership with the participation of more than 5,700 members of the Institute community and adopted in November 2020. In the plan, titled "Progress and Service for All," Georgia Tech pledges to amplify its impact and lead by example in a mission to develop leaders who advance technology and improve the human condition.

During Cabrera's presidency, Georgia Tech has continued to build on two decades of progress in transforming the neighborhoods surrounding its campus into thriving hubs of innovation and entrepreneurship. In 2023, the third and final phase of Tech Square broke ground with the construction of the George and Scheller Towers, and Science Square Labs was completed in 2024 — the first phase of a new district on Atlanta's westside dedicated to medical technology research and innovation.

Cabrera came to Georgia Tech after serving for seven years as president of George Mason University (GMU) in Virginia. During his presidency, GMU joined the top tier of research universities in the Carnegie Classification, became the largest and fastest-growing institution in the state, launched numerous academic and research programs, and established a campus in South Korea. Before GMU, Cabrera was president of the Thunderbird School of Global Management, now part of Arizona State University, and dean of IE Business School in Madrid.

Cabrera has been named a "Young Global Leader" by the World Economic Forum, a "Star of Europe" by Bloomberg Businessweek, a "Henry Crown Fellow" by the Aspen Institute, and a "Great Immigrant" by the Carnegie Corporation of New York. He has received honorary degrees from Miami Dade College and Universidad Politécnica de Madrid.

Cabrera serves on the boards of the National Geographic Society, Harvard College Visiting Committee, Atlanta Committee for Progress, Metro Atlanta Chamber, and Bankinter Innovation Foundation in Spain. He has served on the board of the Federal Reserve Bank of Richmond, the advisory boards of Instituto Tecnológico de Monterrey and Georgia Tech (which he chaired), and the boards of three public companies. Cabrera earned his M.S. and Ph.D. in psychology and cognitive science from Georgia Tech, which he attended as a Fulbright Scholar. He also holds a B.S. and an M.S. in computer and electrical engineering from Universidad Politécnica de Madrid. His academic publications have been cited thousands of times.

He is married to management scholar and Georgia Tech classmate, Elizabeth. Their son, Alex, is a graduate of Georgia Tech and Carnegie Mellon University, and their daughter, Emilia, is a graduate of Harvard

University. Cabrera is the first native of Spain to serve as president of an American university.



DR. JENNA JORDAN

FACULTY ATHLETICS REPRESENTATIVE

3RD YEAR AS FAR
 ALMA MATER: MILLS (B.A.);
 STANFORD (M.A.); CHICAGO (PH.D.)

President Ángel Cabrera named Jenna Jordan, associate professor and associate chair in the Sam Nunn School of International Affairs, as faculty athletics representative (FAR) to the Georgia Tech Athletic Association (GTAA) in May 2022.

The FAR serves as the liaison between the Institute and the Athletic Association on issues regarding rules compliance activities, new developments at the NCAA, and activities related to Atlantic Coast Conference (ACC) membership. This is a part-time administrative position appointed for a term of three years.

"Professor Jordan is not just an accomplished scholar but an exemplary educator who cares deeply about the growth and well-being of our students," said Cabrera. "She has made a difference these past years as a faculty guide with the Stamps President's Scholars, and I have no doubt she will have a similar impact in supporting the academic experience of our student-athletes and serving as an effective liaison between our faculty and our athletic program."

Jordan has been a Georgia Tech faculty member since 2012. Her research focuses on terrorism and political violence, international security, cybersecurity, wargaming, organizational theory, and statecraft. Her work has been published by Stanford University Press and in *International Security*, *Security Studies*, *Conflict Management and Peace Science*, the *Journal of Cybersecurity*, and *International Trends* as well as *The New York Times*, *The Atlantic*, the *Chicago Tribune*, *Foreign Policy*, and *The Washington Quarterly*. She holds a Ph.D. in political science from the University of Chicago, an M.A. in political science from Stanford University, and a B.A. in international relations from Mills College.

"Serving as faculty athletics representative is a unique opportunity to address the challenges facing student-athletes, and I am excited to be able to help guide their experience at Georgia Tech," she said. "I recognize the importance of building bridges across the Institute, and I hope to create new opportunities to facilitate meaningful student-athlete interaction, continuing the efforts of my FAR predecessors who fiercely advocated for and mentored our student-athletes. And I will continue to foster a culture of mentorship and support among the faculty and our student-athletes."

Jordan's three-year term as FAR began July 1, 2022.



J BATT
DIRECTOR OF ATHLETICS
3RD YEAR AT GEORGIA TECH
ALMA MATER: NORTH CAROLINA

J Batt was named the 10th full-time director of athletics in Georgia Tech history on Oct. 14, 2022 and officially took the reins of Tech athletics 10 days later, on Oct. 24, 2022.

In less than two years under Batt's leadership, Georgia Tech athletics' impressive achievements include:

- the highly regarded hires of Georgia Tech alumnus Brent Key as the 21st head coach in Tech football history and former All-American and NBA All-Star Damon Stoudamire as the 15th men's basketball head coach in school history;
- a historic multi-decade partnership with Hyundai, which will provide transformative revenue for Tech athletics, both in the present and for years to come;
- two ultra-successful Competitive Drive Initiatives, a pair of two-month fundraising initiatives at the end of 2022 and 2023, both of which shattered their goals in terms of total donors and funds raised and, with matching gifts from the Georgia Tech Foundation, produced a total impact of more than \$15 million for Tech student-athletes.

Tech also took a big step towards re-establishing itself as one of college athletics' premier programs in Batt's first full year as the Yellow Jackets' athletics director in 2023-24. Fourteen of seventeen teams earned a spot in postseason competitions, highlighted by football (which earned its first bowl win since 2016 with a 30-17 victory over Central Florida in the Gasparilla Bowl), golf (which made its second-straight NCAA semifinals appearance) and volleyball (which advanced to the NCAA Sweet 16). Other highlights included thrilling football wins over nationally ranked Miami (Fla.) and North Carolina and men's basketball victories over Duke, North Carolina, Clemson and Mississippi State.

In the classroom, Georgia Tech's student-athletes continued to excel academically in 2023-24, highlighted by setting an all-time high for the third-straight year with a 92% NCAA Graduation Success Rate and posting the highest mean grade point average in Tech Athletics history with a 3.25 in the spring 2024 semester.

Batt came to The Flats after serving as executive deputy director of athletics, chief operating officer and chief revenue officer at Alabama for five years (2017-22). He joined Alabama athletics' administration as senior associate athletics director, was promoted to COO and senior deputy athletic director in 2021 and to executive deputy director, COO and chief revenue officer in 2022.

At Alabama, he was responsible for guiding revenue generating, including charitable giving, ticketing, Tide Pride, and other revenue sources. Batt oversaw the successful development, implementation, and launch of the Crimson Standard, Alabama Athletics' 10-year, \$600 million capital initiative. He also provided day-to-day leadership of the department as a member of the Athletics executive team and served as the sport administrator for men's basketball.

Widely regarded as one of college athletics' top fundraisers, Batt served as senior associate athletic director and executive director of the Pirate Club at East Carolina from 2013 to 2017. As a member of the ECU athletics executive leadership team, Batt oversaw a development operation that increased total fundraising in 2016 by more than 60% over ECU's previous best year.

He also served as associate A.D. and executive director of Maryland's Terrapin Club from 2011 to 2013. He joined the Terrapin Club staff in 2009 before being promoted to executive director beginning in 2011.

Before his four-year tenure at Maryland, Batt held positions in athletics fundraising at James Madison, William & Mary and his alma mater, North Carolina.

A member of the Tar Heels' 2001 NCAA champion men's soccer team, Batt earned both a bachelor's degree in journalism and mass communications and a master's degree in sports administration from UNC. Batt and his wife, Leah, have two sons: Fitz and Graham.



JON PALUMBO
EXECUTIVE DEPUTY A.D./
CHIEF OPERATING OFFICER
2ND SEASON AT GEORGIA TECH
ALMA MATER: LaSALLE, 2001

Veteran athletics administrator Jon Palumbo, who has most recently served as athletics director at Texas A&M-Corpus Christi since 2018, joined Georgia Tech's athletics staff as executive deputy athletics director and chief operating officer in November 2022.

In his role, Palumbo serves as Georgia Tech's primary football administrator and oversees other internal operations.

Palumbo comes to The Flats after leading Texas A&M-Corpus Christi to unprecedented achievements during his four years as A.D. (2018-22), including perhaps the most successful year in school history in 2021-22. The Islanders' 2021-22 highlights included:

- winning a school-record seven Southland Conference championships, including in men's basketball, where Texas A&M-Corpus Christi went from 5-19 in 2020-21 to 23-11 in 2021-22 under first-year head coach Steve Lutz, who led the Islanders to their first NCAA Tournament appearance since 2007;
- claiming the Southland Conference's women's all-sports championship for the first time in school history;
- earning the Southland Conference's Academic Performance Award for the first time in school history (recognizing the conference member with the highest four-year NCAA Academic Progress Rate score);
- student-athletes performing 2,778 hours of community service.

Other achievements during Palumbo's four years at Texas A&M-Corpus Christi include the first women's basketball conference championship in program history in 2019-20, a 17% increase in men's basketball attendance prior to the Covid-19 pandemic, the Islanders' student-athletes earning a 3.0-plus grade point average in every semester of his tenure as A.D. and the completion of an ambitious five-year strategic plan to serve as the blueprint for future success entitled "Making Waves."

Prior to his arrival at Texas A&M-Corpus Christi, Palumbo served as deputy A.D. at VCU from 2012-18. At VCU, he supervised the day-to-day operations of the athletics department and was the administrator for the Rams' flagship men's basketball program, which made five-straight NCAA Tournament appearances from 2013-17 and sold out every game during Palumbo's six-year stint in Richmond. He also implemented budget management procedures that resulted in five-straight years of surpluses, which were reinvested in capital projects, including the construction of a \$25 million basketball practice facility, a project that Palumbo was involved with during every stage of construction.

Palumbo also owns experience in the ACC, having served as associate A.D. for business at Maryland from 2008-12, where he worked alongside Batt. Palumbo's professional experience also includes stints at American (associate A.D. — 2006-08), William & Mary (business manager — 2003-06) and LaSalle (graduate assistant — 2001-03).

As a student-athlete, Palumbo played baseball at LaSalle, where he was a team captain, member of the Athletics Relations Council and graduated with honors in 2001 with a bachelor's degree in communication in 2001. He went on to earn an MBA from LaSalle in 2003.

Palumbo and his wife, Rachel, have two Australian shepherds, Camden and Dan.

EXECUTIVE LEADERSHIP TEAM



J BATT

Director of Athletics



JON PALUMBO

Executive Deputy A.D.
Chief Operating Officer



JOELEEN AKIN

Executive Associate A.D.
SWA/Deputy Title IX Coord.



CHARLES NIEVES

Executive Associate A.D.
Chief Revenue Officer



ROBBY POTEAT

Executive Associate A.D.
Executive Director of
Development (Athletics)



BRAD STRICKLIN

Executive Associate A.D.
Chief Financial Officer



CAMERON CILANO

General Counsel for
Athletics



SIMIT SHAH

Associate A.D.
Administration



BRITTANY SANDER

Chief of Staff



JACKI AGEE

Executive Assistant to
the Director of Athletics

2022 IN REVIEW





TEAM STATISTICS

	GT	OPP
SCORING	404	383
Points Per Game	31.1	29.5
Points Off Turnovers	71	55
FIRST DOWNS	290	287
Rushing	143	148
Passing	123	119
Penalty	24	20
RUSHING YARDAGE	264	2877
Yards gained rushing	2854	3067
Yards lost rushing	205	190
Rushing Attempts	492	535
Average Per Rush	5.4	5.4
Average Per Game	203.8	221.3
TDs Rushing	24	28
PASSING YARDAGE	2871	2805
Comp-Att-Int	231-379-17	225-368-14
Average Per Pass	7.6	7.6
Average Per Catch	12.4	12.5
Average Per Game	220.8	215.8
TDs Passing	27	18
TOTAL OFFENSE	5520	5682
Total Plays	871	903
Average Per Play	6.3	6.3
Average Per Game	424.6	437.1
KICK RETURNS: #-Yards	23-510	26-698
PUNT RETURNS: #-Yards	12-121	12-108
INT RETURNS: #-Yards	14-156	17-195
KICK RETURN AVERAGE	22.2	26.8
PUNT RETURN AVERAGE	10.1	9.0
INT RETURN AVERAGE	11.1	11.5
FUMBLES-LOST	10-4	19-11
PENALTIES-Yards	67-582	85-757
Average Per Game	44.8	58.2
PUNTS-Yards	46-1967	41-1653
Average Per Punt	42.8	40.3
Net punt average	38.9	36.4
KICKOFFS-Yards	74-4632	74-4625
Average Per Kick	62.6	62.5
Net kick average	37.7	38.8
TIME OF POSSESSION	28:38	31:22
3RD-DOWN Conversions	72/167	74/170
3rd-Down Pct	43%	44%
4TH-DOWN Conversions	12/23	14/26
4th-Down Pct	52%	54%
SACKS BY-Yards	21-113	15-93
MISC YARDS	0	0
TOUCHDOWNS SCORED	51	49
FIELD GOALS-ATTEMPTS	17-22	15-22
ON-SIDE KICKS	0-6	0-1
RED-ZONE SCORES	(43-50)	(47-55)
%	86%	85%
RED-ZONE TOUCHDOWNS	(30-50)	(36-55)
%	60%	65%
PAT-ATTEMPTS	(45-46)	(44-47)
%	98%	94%
ATTENDANCE	254030	278092
Games/Avg Per Game	7/36290	5/55618
Neutral Site Games	0/0	1/30281

FINAL RESULTS

DATE	OPPONENT	SCORE	OVERALL	ACC	TIME	ATT.
Sept. 1	Louisville*^	L 34-39	0-1	0-1	3:43	36,101
Sept. 9	S.C. State	W 48-13	1-1	0-1	3:11	31,452
Sept. 16	at #17 Ole Miss	L 23-48	1-2	0-1	3:32	64,150
Sept. 23	at Wake Forest*	W 30-16	2-2	1-1	3:25	31,865
Sept. 30	Bowling Green	L 27-38	2-3	1-1	3:22	30,097
Oct. 7	at #17 Miami (Fla.)*	W 23-20	3-3	2-1	3:45	58,045
Oct. 21	Boston College*	L 23-38	3-4	2-2	3:21	35,656
Oct. 28	#17 North Carolina*	W 46-42	4-4	3-2	3:27	35,945
Nov. 4	at Virginia*	W 45-17	5-4	4-2	3:13	42,606
Nov. 11	at Clemson*	L 21-42	5-5	4-3	3:22	81,426
Nov. 18	Syracuse*	W 31-22	6-5	5-3	3:23	33,332
Nov. 25	#1 Georgia	L 23-31	6-6	5-3	3:18	51,447
Dec. 22	vs. UCF #	W 30-17	7-6	5-3	3:37	30,281

*ACC game
^ (Aflac Kickoff Game, Mercedes-Benz Stadium, Atlanta, Ga.) # (Gasparilla Bowl, Raymond James Stadium, Tampa, Fla.)

SCORE BY QUARTERS	1ST	2ND	3RD	4TH	OT	TOTAL
Georgia Tech	69	136	74	125	0	404
Opponents	81	88	102	112	0	383

INDIVIDUAL STATISTICS

RUSHING	G	ATT	GAIN	LOSS	NET	AVG	TD	LONG	AVG/G
Jamal Haynes	13	174	1092	33	1059	6.1	7	67	81.5
Haynes King	13	120	838	101	737	6.1	10	71	56.7
Dontae Smith	11	100	531	27	504	5.0	4	70	45.8
Trey Cooley	12	64	283	9	274	4.3	3	23	22.8
Evan Dickens	12	11	50	3	47	4.3	0	19	3.9
Zach Pyron	6	8	33	4	29	3.6	0	8	4.8
Malik Rutherford	13	3	17	0	17	5.7	0	12	1.3
Eric Singleton, Jr.	12	1	9	0	9	9.0	0	9	0.8
Christian Leary	13	2	1	3	-2	-1.0	0	1	-0.2
Team	13	9	0	25	-25	-2.8	0	0	-1.9
Total	13	492	2854	205	2649	5.4	24	71	203.8
Opponents	13	435	3067	190	2877	5.4	28	74	221.3

PASSING	G	EFFC	CMP-ATT-INT	PCT	YDS	TD	LONG	AVG/G
Haynes King	13	142.2	226-367-16	61.6	2842	27	58	218.6
Zach Pyron	6	47.1	4-8-1	50.0	21	0	20	3.5
Eric Singleton, Jr.	12	167.2	1-1-0	100.0	8	0	8	0.7
Avery Boyd	13	0.0	0-1-0	0.0	0	0	0	0.0
Team	13	0.0	0-2-0	0.0	0	0	0	0.0
Total	13	139.1	231-379-17	60.9	2871	27	58	220.8
Opponents	13	133.7	225-368-14	61.1	2805	18	68	215.8

RECEIVING	G	NO.	YDS	AVG	TD	LONG	AVG/G
Eric Singleton, Jr.	12	48	714	14.9	6	58	59.5
Malik Rutherford	13	46	502	10.9	4	55	38.6
Christian Leary	13	25	309	12.4	2	44	23.8
Dominick Blaylock	11	21	337	16.0	2	53	30.6
Jamal Haynes	13	20	151	7.6	1	46	11.6
Dylan Leonard	13	14	156	11.1	1	29	12.0
Trey Cooley	12	11	112	10.2	1	55	9.3
Dontae Smith	11	10	92	9.2	1	32	8.4
Luke Benson	13	9	84	9.3	0	38	6.5
Chase Lane	7	7	105	15.0	1	48	15.0
Brett Seither	13	7	101	14.4	4	35	7.8
Avery Boyd	13	6	81	13.5	2	31	6.2
Abdul Jameh	12	6	122	20.3	2	33	10.2
Evan Dickens	12	1	5	5.0	0	5	0.4
Total	13	231	2871	12.4	27	58	220.8
Opponents	13	225	2805	12.5	18	68	215.8

PUNT RETURNS	NO.	YDS	AVG	TD	LONG
Dominick Blaylock	8	89	11.1	0	23
Rodney Shelley	4	32	8.0	0	18
Total	12	121	10.1	0	23
Opponents	12	108	9.0	0	53

INTERCEPTIONS	NO.	YDS	AVG	TD	LONG	TOTAL OFFENSE	G	PLAYS	RUSH	PASS	TOTAL	AVG/G
Jaylon King	4	82	20.5	0	66	Haynes King	13	487	737	2842	3579	275.3
Ahmari Harvey	3	16	5.3	0	16	Jamal Haynes	13	174	1059	0	1059	81.5
Myles Sims	1	0	0.0	0	0	Dontae Smith	11	100	504	0	504	45.8
Kenan Johnson	1	21	21.0	0	21	Trey Cooley	12	64	274	0	274	22.8
KJ Wallace	1	0	0.0	0	0	Zach Pyron	6	16	29	21	50	8.3
Kyle Kennard	1	12	12.0	0	12	Evan Dickens	12	11	47	0	47	3.9
LaMiles Brooks	1	25	25.0	0	25	Malik Rutherford	13	3	17	17	1.3	
Clayton Powell-Lee	1	0	0.0	0	0	Eric Singleton, Jr.	12	2	9	8	17	1.4
Kyle Efford	1	0	0.0	0	0	Christian Leary	13	2	-2	0	-2	-0.2
Total	14	156	11.1	0	66	Team	13	0	-25	0	-25	-1.9
Opponents	17	195	11.5	3	46	Total	13	871	2649	2871	5520	424.6

KICK RETURNS	NO.	YDS	AVG	TD	LONG	PUNTING	NO.	YDS	AVG	LONG	TB	FC	I20	50+	BLKD
Christian Leary	21	463	22.0	0	43	David Shanahan	45	1927	42.8	61	4	17	14	10	0
Jamal Haynes	2	47	23.5	0	31	Joshua Taylor	1	40	40.0	40	0	0	0	0	0
Total	23	510	22.2	0	43	Total	46	1967	42.8	61	4	17	14	10	0
Opponents	26	698	26.8	0	52	Opponents	41	1653	40.3	62	2	22	11	3	1

FUMBLE RETURNS	NO.	YDS	AVG	TD	LONG	KICKOFFS	NO.	YDS	AVG	TB	OB	RETN	NET	YDLN
Jaylon King	2	10	5.0	0	10	Gavin Stewart	69	4337	62.9	44	1	-	-	-
Zeek Biggers	1	6	6.0	0	6	Aidan Birr	5	295	59.0	1	0	-	-	-
Myles Sims	2	4	2.0	0	4	Total	74	4632	62.6	45	1	26	37.7	27
Kenan Johnson	1	2	2.0	0	2	Opponents	74	4625	62.5	45	1	24	38.8	26
Kyle Kennard	2	0	0.0	0	0									
KJ Wallace	1	0	0.0	0	0									
Chad Alexander	1	0	0.0	0	0									
Jacob Cruz	1	0	0.0	0	0									
Total	11	22	2.0	0	10									
Opponents	4	0	0.0	0	0									

ALL PURPOSE													G	RUSH	REC	PR	KOR	IR	TOT	AVG/G
Jamal Haynes	13	1059	151	0	47	0	1257	96.7												
Christian Leary	13	-2	309	0	463	0	770	59.2												
Haynes King	13	737	0	0	0	0	737	56.7												
Eric Singleton, Jr.	12	9	714	0	0	0	723	60.3												
Dontae Smith	11	504	92	0	0	0	596	54.2												
Malik Rutherford	13	17	502	0	0	0	519	39.9												
Dominick Blaylock	11	0	337	89	0	0	426	38.7												
Trey Cooley	12	274	112	0	0	0	386	32.2												
Dylan Leonard	13	0	156	0	0	0	56	12.0												
Abdul Jannah	12	0	122	0	0	0	122	10.2												
Chase Lane	7	0	105	0	0	0	105	15.0												
Brett Seither	13	0	101	0	0	0	101	7.8												
Luke Benson	13	0	84	0	0	0	84	6.5												
Jaylon King	13	0	0	0	0	82	82	6.3												
Avery Boyd	13	0	81	0	0	0	81	6.2												
Evan Dickens	12	47	5	0	0	0	52	4.3												
Rodney Shelley	13	0	0	32	0	0	32	2.5												
Zach Pyron	6	29	0	0	0	0	29	4.8												
LaMiles Brooks	13	0	0	0	0	25	25	1.9												
Kenan Johnson	11	0	0	0	0	21	21	1.9												
Ahmari Harvey	11	0	0	0	0	12	12	1.0												
Kyle Kennard	12	0	0	0	0	12	12	1.0												
Team	13	-25	0	0	0	-25	-1.9													
Total	13	2649	2871	121	510	156	6307	485.2												
Opponents	13	2877	2805	108	698	195	6683	514.1												

FIELD GOALS	M-A	PCT	01-19	20-29	30-39	40-49	50+	LG	BLK
Aidan Birr	17-19	89.5	0-0	7-7	3-3	7-9	0-0	48	1
Gavin Stewart	0-3	0.0	0-0	0-0	0-1	0-1	0-1	0	0
Opponents	15-22	68.2	0-0	4-4	7-9	4-7	0-2	47	2

FG SEQUENCE	GEORGIA TECH	OPPONENTS
Louisville	54,33	(33),(30),(22),(38)
South Carolina State	47,(30),(42)	
Ole Miss	43,(22)	(47),(45),55
Wake Forest	(25),(48),(27)	(25)
Miami (Fla.)	(27)	(30),(39)
Boston College	(46)	(24),47
North Carolina	(40)	39
Virginia	(41)	48,(39)
Syracuse	(22)	(44),50
Georgia	(25),(45),49,(40)	(39)
UCF	(36),(29),(38)	(27),30
Bowling Green		(40)
Clemson		47

Numbers in parentheses indicate field goal was made.



DEFENSIVE STATISTICS

DEFENSIVE LEADERS	G-GS	TACKLES			TFL/YDS	SACKS	PASS DEF			FUMBLES		BLKD	
		SOLO	AST	TOTAL		NO-YDS	INT-YDS	BRUP	QBH	RCV-YDS	FF	KICK	SAF
Kyle Efford	13-7	37	44	81	1-9	1-9	1-0	.	2
Clayton Powell-Lee	13-2	33	37	70	0.5-1	.	1-0	2
Jaylon King	13-13	39	30	69	1-3	.	4-82	9	.	2-10	.	1	.
LaMiles Brooks	13-12	38	29	67	0.5-1	.	1-25	6
Paul Moala	13-13	37	28	65	11-48	4-34	.	2	4	.	3	.	.
Kyle Kennard	12-6	32	22	54	11-35	6-25	1-12	.	1	2-0	2	.	.
KJ Wallace	13-11	27	15	42	1.5-6	1-5	1-0	7	1	1-0	2	.	.
Zeek Biggers	13-13	18	22	40	4-12	1-6	.	3	.	1-6	.	1	.
Eddie Kelly	13-5	15	23	38	5-15	1.5-6	.	2	1
Treniyas Tatum	12-6	15	23	38	4-7	.	.	1	1
Myles Sims	12-9	21	16	37	1.5-6	.	1-0	5	.	2-4	.	.	.
D'Quan Douse	13-10	17	18	35	3-6	2-5	1	.	.
Makius Scott	13-10	13	21	34	1.5-5	.	.	2	2	.	1	.	.
Ahmari Harvey	11-6	28	3	31	.	.	3-16	3	.	.	1	.	.
Braelen Oliver	12-1	10	19	29	4.5-10	.	.	1
Kenan Johnson	11-8	20	9	29	.	.	1-21	3	1	1-2	2	.	.
Kevin Harris	13-7	14	13	27	2-12	1-8	.	.	2
Horace Lockett	10-0	9	16	25	2.5-5	1	.	.
Andre White, Jr.	10-0	8	16	24	2.5-7	2.5-7	1	.	.
Rodney Shelley	13-2	7	10	17	.	.	.	1	.	.	.	1	.
Noah Collins	9-0	5	4	9	1-8	1-8
Josh Robinson	12-0	3	6	9	0.5-1	.	.	1
Sirad Bryant	12-0	2	5	7	.	.	.	1
Taye Seymore	10-0	2	3	5
Kenyatte Watson	10-0	3	2	5
Avery Boyd	13-2	3	1	4
Omar Daniels	10-1	4	.	4	1-2	.	.	1
Jason Moore	11-0	2	2	4	0.5-1	.	.	.	1
Chad Alexander	9-0	1	2	3	1-0	.	.	.
Khari Gee	2-0	1	1	2
Ashton Heflin	1-0	1	.	1
Daylon Gordon	10-0	.	1	1
Jacob Cruz	10-0	1	.	1	1-0	.	.	.
Eric Singleton, Jr.	12-10	.	1	1
Evans Dickens	12-0	1	.	1
Jason Moore	4-0	1	.	1
David Shanahan	13-0	1	.	1
Jakiah Leftwich	7-4	1	.	1
Trey Cooley	12-0	1	.	1
Abdul Jannah	12-0	.	1	1	1	.
Tyson Meiguez	12-0	.	1	1
Brett Seither	13-1	.	1	1
Etinosa Reuben	7-0	.	1	1
Luke Benson	13-6	1	.	1
Total	13	472	446	918	60.0-200	21-113	14-156	50	16	11-22	14	4	0
Opponents	13	494	338	832	70-22	15-93	17-195	33	22	4-0	6	1	0



GT/OPPONENT COMPARISON

OPPONENT	SCORE	FIRST DOWNS				RUSHING		PASSING		TOTAL OFFENSE	RETURN	TURN
		TOTAL	RUSH	PASS	PEN	NUMBER-YARDS	COMP-ATT-INT	YARDS	PLAYS-YDS	YDS	OVERS	
LOUISVILLE	34-39	23/21	11/11	10/9	2/1	38-175/34-227	19-32/1/18-31-1	313/247	70-488/65-474	59/28	2/1	
S.C. STATE	48-13	28/14	14/7	12/6	2/1	33-268/42-196	24-34-1/10-19-1	310/95	67-578/61-291	127/0	2/2	
Clemson	23-48	26/19	10/11	16/8	0/0	47-167/37-299	28-42-0/10-19-0	307/251	89-474/56-560	16/47	0/0	
Wake Forest	30-16	13/29	4/17	9/8	0/4	32-158/52-224	16-27-1/17-30-2	222/176	59-380/82-400	80/54	1/5	
BOWLING GREEN	27-38	27/26	6/11	18/11	3/4	21-69/45-175	23-37-2/21-33-0	348/263	58-417/78-438	142/60	3/0	
Miami (Fla.)	23-20	13/23	6/10	4/12	3/1	27-99/47-165	12-26-2/24-36-3	151/288	53-250/83-453	107/92	2/5	
BOSTON COLLEGE	23-38	23/24	10/13	12/10	1/1	35-248/43-308	14-32-3/17-29-1	204/255	67-452/72-563	87/69	3/1	
NORTH CAROLINA	46-42	29/25	17/15	11/10	1/0	48-348/47-267	23-30-1/17-25-0	287/310	78-635/72-577	0/73	1/1	
Virginia	45-17	29/23	17/8	10/11	2/4	44-306/29-119	24-33-0/23-40-2	209/232	77-514/69-351	56/109	0/3	
Clemson	21-42	13/25	6/12	6/12	1/1	33-117/44-260	14-32-4/23-37-1	137/205	65-254/81-465	0/57	4/1	
SYRACUSE	31-22	23/15	12/11	6/2	5/2	37-206/42-206	16-20-1/15-16-1	138/53	57-344/58-259	20/194	2/2	
GEORGIA	23-31	22/24	13/15	7/9	2/0	44-206/39-262	11-21-0/13-20-1	158/175	65-363/59-437	2/117	0/2	
UCF	30-17	21/19	17/7	2/11	2/1	53-284/34-169	7-13-1/17-33-1	87/255	66-371/67-424	113/101	1/2	
TOTALS	404-383	290/287	143/148	123/119	24/20	492-2649/535-2877	231-379-17/225-368-14	2871/2805	871-5520/903-5682	809/1001	21/25	

Note: Game totals are displayed in the format TEAM/OPPONENT for each category

OPPONENT	3RD DOWNS	4TH DOWNS	TIME OF POSSESSION	TOP MARGIN	AVG YDS/RUSH	AVG YDS/PASS	AVG YDS/PLAY	PUNTING NO.-AVG	PENALTIES NO.-YDS
LOUISVILLE	6-13/1-11	0-1/1-1	30:06/29:54	00:12	4.6/6.7	9.8/8.0	7.0/7.3	4-43.0/4-46.3	2-20.0/7-59.0
S.C. STATE	6-10/7-15	1-1/0-1	28:27/31:33	-03:06	8.1/4.7	9.1/5.0	8.6/4.8	0-0.0/6-35.8	3-45.0/7-29.0
Ole Miss	11-20/5-10	2-5/1-2	39:17/20:43	18:34	3.6/8.1	7.3/13.2	5.3/9.8	2-39.0/1-41.0	0-0.0/5-40.0
Wake Forest	7-15/7-14	0-1/1-3	28:01/31:59	-03:58	4.9/4.3	8.2/5.9	6.4/4.9	4-46.3/2-32.0	14-142.0/2-15.0
BOWLING GREEN	2-8/10-17	1-3/1-2	17:15/42:45	-25:30	3.3/3.9	9.4/8.0	7.2/5.6	3-39.3/3-42.0	6-64.0/10-113.0
Miami (Fla.)	5-13/8-16	0-0/0-1	24:34/35:26	-10:52	3.7/3.5	5.8/8.0	4.7/5.5	6-45.2/3-38.7	11-67.0/6-80.0
BOSTON COLLEGE	3-11/5-13	1-1/2-2	26:12/33:48	-07:36	7.1/7.2	6.4/8.8	6.7/7.8	5-43.4/4-38.3	5-35.0/5-50.0
NORTH CAROLINA	8-13/9-15	1-3/0-0	27:56/32:04	-04:08	7.3/5.7	9.6/12.4	8.1/8.0	2-48.5/4-37.5	3-19.0/8-65.0
Virginia	8-15/3-12	1-1/1-2	34:09/25:51	08:18	6.9/4.1	6.3/5.8	6.7/5.1	5-44.2/4-46.3	8-85.0/4-38.0
Clemson	6-16/7-16	2-3/4-6	23:08/36:52	-13:44	3.5/5.9	4.3/5.5	3.9/5.7	6-36.5/3-39.3	4-38.0/6-69.0
SYRACUSE	3-9/1-9	0-0/2-3	28:57/31:03	-02:06	5.6/4.9	6.9/3.3	6.0/4.5	4-39.3/3-41.7	3-35.0/12-85.0
GEORGIA	2-11/4-8	2-3/0-0	30:45/29:15	01:30	4.7/6.7	7.5/8.8	5.6/7.4	2-42.0/1-41.0	3-15.0/6-60.0
UCF	5-13/7-14	1-1/1-3	33:30/26:30	07:00	5.4/5.0	6.7/7.7	5.6/6.3	3-49.3/3-44.7	5-35.0/7-54.0
TOTALS	72-167/74-170	12-23/14-26	372:17/407:43	-35:26	5.4/5.4	7.6/7.6	6.3/6.3	46-42.8/41-40.3	67-582.0/85-757.0

GEORGIA TECH IN THE REDZONE (43 OF 50 (86.0%) -- TD PCT: 30 OF 43 (69.8%))

	TIMES IN RZ	TIMES SCORED	TOT PTS	RUSH PASS FGS			FAILED TO SCORE			FUMB	HALF	GAME
				TDS	TDS	MADE	FGA	DOWNS	INT			
Louisville	5	3	20	3	1	2	0	1	0	0	0	0
S.C. State	6	5	31	4	2	2	1	1	0	0	1	0
at Ole Miss	5	4	23	3	1	2	1	1	0	0	0	0
at Wake Forest	2	2	6	0	0	0	2	2	0	0	0	0
Bowling Green	5	3	20	3	0	3	0	0	1	1	0	0
at Miami (Fla.)	3	3	17	2	2	0	1	1	0	0	0	0
Boston College	2	2	13	2	1	1	0	0	0	0	0	0
North Carolina	4	4	25	3	1	2	1	1	0	0	0	0
at Virginia	2	2	14	2	2	0	0	0	0	0	0	0
at Clemson	2	2	14	2	1	1	0	0	0	0	0	0
Syracuse	4	3	17	2	1	1	1	1	0	0	0	1
Georgia	5	5	23	2	2	0	3	3	0	0	0	0
UCF	5	5	23	2	0	3	3	3	0	0	0	0
Totals	50	43	246	30	16	14	13	14	2	1	2	1

OPPONENTS IN THE RED ZONE (47 OF 55 (85.5%) -- TD PCT: 36 OF 47 (76.6%))

Louisville	6	6	29	3	0	3	3	3	0	0	0	0
S.C. State	2	2	13	2	2	0	0	0	0	0	0	0
at Ole Miss	4	3	21	3	3	0	0	0	1	0	0	0
at Wake Forest	3	3	16	2	1	1	1	1	0	0	0	0
Bowling Green	5	5	31	4	3	1	1	1	0	0	0	0
Miami (Fla.)	4	3	13	1	1	0	2	2	0	1	0	0
Boston College	4	4	24	3	3	0	1	1	0	0	0	0
North Carolina	5	5	35	5	4	1	0	0	0	0	0	0
at Virginia	3	2	14	2	0	2	0	0	0	1	0	0
at Clemson	4	4	28	4	0	4	0	0	0	0	0	0
Syracuse	4	4	22	3	3	0	1	1	0	0	0	0
Georgia	6	4	24	3	3	0	1	1	0	1	0	1
UCF	5	2	10	1	0	1	1	2	2	0	0	0
Totals	55	47	280	36	23	13	11	12	3	3	0	1



INDIVIDUAL GAME-BY-GAME PASSING

Haynes King	C-A-I	PCT	YARDS	TD	LONG	SACK	EFFIC
Louisville	19-32-1	59.4	313	3	55	1-10	166.2
S.C. State	21-29-0	72.4	290	4	55	0-0	201.9
Ole Miss	28-41-0	68.3	307	2	51	2-5	147.3
Wake Forest	16-27-1	59.3	222	2	38	0-0	145.4
Bowling Green	23-37-2	62.2	348	4	53	3-25	166.0
Miami (Fla.)	12-25-2	48.0	151	1	44	1-5	95.9
Boston College	14-32-3	43.8	204	1	37	0-0	88.9
North Carolina	23-30-1	76.7	287	4	43	0-0	194.4
Virginia	23-30-0	76.7	208	1	58	1-1	145.9
Clemson	13-31-4	41.9	129	2	32	4-23	72.4
Syracuse	16-20-1	80.0	138	2	53	1-6	161.0
Georgia	11-20-0	55.0	158	0	57	2-18	121.4
UCF	7-13-1	53.8	87	1	41	0-0	120.1
Totals	226-367-16	61.6	2842	27	58	15-93	142.2

Avery Boyd	C-A-I	PCT	YARDS	TD	LONG	SACK	EFFIC
Ole Miss	0-1-0	0.0	0	0	0	0-0	0.0
Totals	0-1-0	0.0	0	0	0	0-0	0.0

Eric Singleton	C-A-I	PCT	YARDS	TD	LONG	SACK	EFFIC
Clemson	1-1-0	100.0	8	0	8	0-0	167.2
Totals	1-1-0	100.0	8	0	8	0-0	167.2

Zach Pyron	C-A-I	PCT	YARDS	TD	LONG	SACK	EFFIC
S.C. State	3-5-1	60	20	0	20	0-0	53.6
Virginia	1-3-0	33.3	1	0	1	0-0	36.1
Totals	4-8-1	50	21	0	20	0-0	47.1

INDIVIDUAL GAME-BY-GAME RUSHING

	No-Yds/TD	LOU	SCST	OM	WF	BGSU	MIA	BC	UNC	UVA	CLEM	SYR	UGA	UCF
Jamal Haynes	174-1059/7	11-51/0	9-113/1	19-72/0	18-95/1	8-45/0	7-33/1	12-56/1	14-80/1	17-119/1	15-104/0	11-82/1	15-81/0	18-128/0
Haynes King	120-737/10	10-53/0	1-0/0	14-42/1	6-53/0	10-28/0	10-46/1	10-150/1	8-90/0	7-83/2	11-3/1	11-82/1	10-24/2	12-89/1
Dontae Smith	100-504/4	7-18/0	5-32/0	DNP	-	-	DNP	1-11/0	22-178/1	15-78/2	7-16/0	12-38/0	15-68/0	16-65/1
Trey Cooley	64-274/3	9-52/2	10-93/1	13-51/0	7-12/0	2-3/0	9-24/0	12-31/0	2-8/0	DNP	-	-	-	-
Evan Dickens	11-47/0	1-1/0	6-29/0	1-2/0	DNP	-	-	-	3-15/0	-	-	-	-	-
Zach Pyron	8-29/0	DNP	1-4/0	DNP	DNP	DNP	1--4/0	DNP	DNP	2-10/0	DNP	1-3/0	1-8/0	2-8/0
Malik Rutherford	3-17/0	-	-	-	-	-	-	-	-	-	-	1-2/0	2-15/0	-
Christian Leary	2--2/0	-	1--3/0	-	-	-	-	-	-	-	-	-	-	1-1/0
Eric Singleton	1-9/0	-	-	-	-	-	-	DNP	-	-	-	-	1-9/0	-

INDIVIDUAL GAME-BY-GAME RECEIVING

	No-Yds/TD	LOU	SCST	OM	WF	BGSU	MIA	BC	UNC	UVA	CLEM	SYR	UGA	UCF
Eric Singleton	48-714/6	2-34/1	3-69/1	5-97/1	4-50/1	4-85/1	2-20/0	DNP	8-117/0	5-80/1	5-28/0	5-30/0	4-96/0	1-8/0
Malik Rutherford	46-502/4	5-85/0	5-60/0	4-34/0	2-11/0	6-67/1	3-33/0	3-43/0	6-83/2	3-16/0	1--4/0	3-14/0	3-20/0	2-40/1
Christian Leary	25-309/2	2-27/0	3-27/0	5-64/0	1-14/0	1-11/1	1-44/1	4-54/0	2-21/0	1-1/0	2-41/0	3-5/0	-	-
Dominick Blaylock	21-337/2	-	4-46/1	2-17/0	DNP	7-131/0	1-34/0	2-19/0	-	3-22/0	-	2-68/1	-	DNP
Jamal Haynes	20-151/1	4-56/0	2-2/0	3-28/0	2-13/0	1-13/0	-	1-10/0	1-3/0	3-7/0	-	2-17/1	1-2/0	-
Dylan Leonard	14-156/1	-	-	2-27/0	1-10/0	1-15/0	-	2-22/0	1-9/0	3-17/0	2-22/1	-	1-5/0	1-29/0
Trey Cooley	11-112/1	-	2-61/1	4-5/0	2-8/0	1-5/0	-	1-37/0	1-6/0	DNP	-	-	-	-
Dontae Smith	10-92/1	-	1-1/0	DNP	-	1-15/0	DNP	-	-	3-35/0	2-30/1	1-4/0	-	2-7/0
Luke Benson	9-84/0	1-7/0	-	-	1-38/0	-	3-11/0	-	-	1-6/0	1-12/0	-	1-7/0	1-3/0
Chase Lane	7-105/1	3-69/1	3-36/0	DNP	DNP	DNP	DNP	-	1-0/0	DNP	-	DNP	-	-
Brett Seither	7-101/4	1-2/1	1-8/1	1-16/0	-	-	-	-	2-40/2	1-7/0	-	-	1-28/0	-
Abdul Jameh	6-122/2	1-33/0	-	DNP	2-47/1	1-16/1	1-8/0	-	-	1-18/0	-	-	-	-
Avery Boyd	6-61/2	-	-	1-14/1	1-31/0	-	1-1/0	1-19/1	1-8/0	-	1-8/0	-	-	-
Evan Dickens	1-5/0	-	-	1-5/0	DNP	-	-	-	-	-	-	-	-	-

INDIVIDUAL GAME-BY-GAME PUNT RETURNS

	No-Yds	LOU	SCST	OM	WF	BGSU	MIA	BC	UNC	UVA	CLEM	SYR	UGA	UCF
Dominick Blaylock	8-89	3-24	3-42	-	DNP	-	-	-	-	1-23	-	1-0	-	DNP
Rodney Shelley	4-32	-	1-18	-	-	-	-	-	-	-	-	-	-	3-14

INDIVIDUAL GAME-BY-GAME KICKOFF RETURNS

	No-Yds	LOU	SCST	OM	WF	BGSU	MIA	BC	UNC	UVA	CLEM	SYR	UGA	UCF
Christian Leary	21-463	2-35	1-24	-	2-38	6-142	-	4-87	-	1-22	-	1-20	-	4-95
Jamal Haynes	2-47	-	1-31	1-16	-	-	-	-	-	-	-	-	-	-



INDIVIDUAL GAME-BY-GAME ALL-PURPOSE YARDS

	Yards	LOU	SCST	OM	WF	BGSU	MIA	BC	UNC	UVA	CLEM	SYR	UGA	UCF
Jamal Haynes	1257	107	146	116	108	58	33	66	83	126	104	99	83	128
Christian Leary	770	62	48	64	52	153	44	141	21	23	41	25	-	96
Haynes King	737	53	-	42	53	28	46	150	90	83	-3	82	24	89
Eric Singleton	723	34	69	97	50	85	20	DNP	117	80	28	30	105	8
Dontae Smith	596	18	33	DNP	-	15	DNP	11	178	113	46	42	68	72
Malik Rutherford	519	85	60	34	11	67	33	43	83	16	-4	16	35	40
Dominick Blaylock	426	24	88	17	DNP	131	34	19	-	45	-	68	-	DNP
Trey Cooley	386	52	154	56	20	-2	24	68	14	DNP	-	-	-	-
Dylan Leonard	156	-	-	27	10	15	-	22	9	17	22	-	5	29
Abdul Jannah	122	33	-	DNP	47	16	8	-	-	18	-	-	-	-
Chase Lane	105	69	36	DNP	DNP	DNP	DNP	-	-	DNP	-	DNP	-	-
Brett Seither	101	2	8	16	-	-	-	-	40	7	-	-	28	-
Luke Benson	84	7	-	-	38	-	11	-	-	6	12	-	7	3
Jaylon King	82	-	-	-	5	-	66	-	-	11	-	-	-	-
Avery Boyd	81	-	-	14	31	-	1	19	8	-	8	-	-	-
Evan Dickens	52	1	29	7	DNP	-	-	-	-	15	-	-	-	-
Rodney Shelley	32	-	18	-	-	-	-	-	-	-	-	-	-	14
Zach Pyron	29	DNP	4	DNP	DNP	DNP	-4	DNP	DNP	10	DNP	3	8	8
LaMiles Brooks	25	-	-	-	-	-	25	-	-	-	-	-	-	-
Kenan Johnson	21	-	-	-	21	-	-	-	DNP	-	-	-	-	DNP
Ahmari Harvey	16	-	-	-	DNP	-	16	-	-	-	DNP	-	-	-
Kyle Kennard	12	-	12	-	-	-	-	-	-	-	-	-	-	DNP

INDIVIDUAL GAME-BY-GAME INTERCEPTIONS

	No-Yds	LOU	SCST	OM	WF	BGSU	MIA	BC	UNC	UVA	CLEM	SYR	UGA	UCF
Jaylon King	4-82	-	-	-	1-5	-	1-66	-	-	1-11	1-0	-	-	-
Ahmari Harvey	3-16	-	-	-	DNP	-	1-16	1-0	-	-	DNP	-	-	1-0
LaMiles Brooks	1-25	-	-	-	-	-	1-25	-	-	-	-	-	-	-
Kenan Johnson	1-21	-	-	-	1-21	-	-	-	DNP	-	-	-	-	DNP
Kyle Kennard	1-12	-	1-12	-	-	-	-	-	-	-	-	-	-	DNP
Myles Sims	1-0	-	-	-	-	-	-	-	-	1-0	-	DNP	-	-
Clayton Powell-Lee	1-0	1-0	-	-	-	-	-	-	-	-	-	-	-	-
KJ Wallace	1-0	-	-	-	-	-	-	-	-	-	-	-	1-0	-
Kyle Efford	1-0	-	-	-	-	-	-	-	-	-	-	1-0	-	-

INDIVIDUAL GAME-BY-GAME FUMBLES FORCED

	No.	LOU	SCST	OM	WF	BGSU	MIA	BC	UNC	UVA	CLEM	SYR	UGA	UCF
Paul Moala	3	-	-	-	-	-	1	-	-	-	-	2	-	-
Kyle Kennard	2	-	1	-	1	-	-	-	-	-	-	-	-	DNP
Kenan Johnson	2	1	-	-	-	-	-	-	DNP	1	-	-	-	DNP
KJ Wallace	2	-	-	-	1	-	1	-	-	-	-	-	-	-
Andre White	1	DNP	-	DNP	1	-	-	-	-	-	-	-	-	DNP
Makius Scott	1	-	-	-	-	-	-	1	-	-	-	-	-	-
Ahmari Harvey	1	-	-	-	DNP	-	-	-	1	-	DNP	-	-	-
Horace Lockett	1	DNP	-	DNP	-	-	-	-	-	DNP	-	-	-	1
D'Quan Douse	1	-	-	-	-	-	-	-	-	-	-	-	1	-

INDIVIDUAL GAME-BY-GAME FUMBLES RECOVERED

	No.	LOU	SCST	OM	WF	BGSU	MIA	BC	UNC	UVA	CLEM	SYR	UGA	UCF
Myles Sims	2	-	-	-	-	-	1	-	-	-	-	DNP	-	1
Kyle Kennard	2	-	1	-	-	-	1	-	-	-	-	-	-	DNP
Jaylon King	2	-	-	-	1	-	-	-	-	1	-	-	-	-
Kenan Johnson	1	-	-	-	-	-	-	-	DNP	-	-	-	1	DNP
KJ Wallace	1	-	-	-	-	-	-	-	1	-	-	-	-	-
Chad Alexander	1	DNP	DNP	-	1	-	-	-	-	DNP	-	DNP	-	-
Jacob Cruz	1	DNP	-	-	DNP	-	-	-	-	-	-	1	-	DNP
Zeek Biggers	1	-	-	-	1	-	-	-	-	-	-	-	-	-



INDIVIDUAL GAME-BY-GAME TACKLES

	UA-A	TOTAL	LOU	SCST	OM	WF	BGSU	MIA	BC	UNC	UVA	CLEM	SYR	UGA	UCF
Kyle Efford	37-44	81	1-0	3-4	2-3	0-1	1-4	3-2	2-4	3-3	3-7	3-4	5-6	5-3	6-3
Clayton Powell-Lee	33-37	70	3-2	0-1	1-3	4-4	2-3	4-4	2-4	3-6	2-1	4-3	1-3	4-2	3-1
Jaylon King	39-30	69	7-1	1-2	0-3	4-1	1-2	4-4	3-1	3-4	3-4	4-4	4-2	2-1	3-1
LaMiles Brooks	38-29	67	0-1	0-3	4-5	1-0	7-2	2-0	4-3	4-5	4-0	3-2	4-2	3-3	2-3
Paul Moala	37-28	65	2-1	2-1	1-3	1-0	3-3	4-3	6-1	2-1	0-4	3-4	5-3	3-3	5-1
Kyle Kennard	32-22	54	5-3	3-2	1-2	4-4	2-3	3-1	2-2	2-0	1-1	2-1	4-1	3-2	DNP
KJ Wallace	27-15	42	3-1	1-0	2-4	4-1	2-1	3-0	3-3	1-2	3-2	0-1	-	2-0	3-0
Zeek Biggers	27-15	40	1-0	1-2	-	0-9	2-1	1-1	1-0	1-1	2-1	1-2	3-3	1-1	4-1
Treniyas Tatum	15-23	38	2-6	1-1	1-2	1-3	1-3	2-1	1-3	2-0	1-0	-	2-3	1-1	DNP
Eddie Kelly	15-23	38	1-0	2-7	1-0	0-3	2-3	0-1	-	1-1	2-2	4-5	1-1	-	1-0
Myles Sims	21-16	37	-	0-1	0-2	6-4	1-0	3-5	2-2	4-0	1-0	2-2	DNP	-	2-0
D'Quan Douse	17-18	35	-	0-3	1-7	-	1-0	2-1	1-0	5-1	2-1	1-1	-	4-3	0-1
Makius Scott	13-21	34	3-0	0-1	2-3	3-4	0-3	1-3	1-1	2-0	1-4	0-1	-	0-1	-
Ahmari Harvey	28-3	31	2-1	1-0	2-0	DNP	2-1	1-1	4-0	4-0	1-0	DNP	4-0	1-0	6-0
Kenan Johnson	20-9	29	3-0	1-0	1-2	4-2	3-0	4-1	-	DNP	2-3	2-0	-	0-1	DNP
Braelen Oliver	10-19	29	DNP	3-2	0-2	0-3	0-3	1-2	0-2	1-1	1-1	1-1	2-2	1-0	-
Kevin Harris	14-13	27	2-2	1-0	0-1	0-2	3-1	2-1	1-1	-	1-0	0-1	1-1	1-0	2-3
Horace Lockett	9-16	25	DNP	0-2	DNP	0-6	0-2	1-1	3-1	2-2	DNP	1-0	0-1	-	2-1
Andre White Jr.	8-16	24	DNP	0-2	DNP	1-3	1-2	3-0	1-0	0-1	0-2	2-2	0-4	-	-
Rodney Shelley	7-10	17	-	-	-	-	-	-	-	-	1-0	4-4	1-4	1-1	0-1
Noah Collins	5-4	9	0-1	1-3	DNP	-	DNP	-	-	-	2-0	1-0	DNP	DNP	1-0
Josh Robinson	3-6	9	1-1	1-1	-	0-1	0-1	-	-	0-1	1-1	-	-	DNP	-
Sirad Bryant	2-5	7	-	1-1	-	-	DNP	-	-	0-1	1-2	-	-	0-1	-
Kenyatta Watson	3-2	5	1-0	-	DNP	-	-	DNP	-	-	DNP	1-2	1-0	-	-
Taye Seymore	2-3	5	DNP	0-1	DNP	1-0	-	1-0	-	-	DNP	-	-	0-2	-
Omar Daniels	4-0	4	1-0	-	-	-	2-0	-	-	-	DNP	-	DNP	DNP	1-0
Avery Boyd	3-1	4	-	-	-	1-0	0-1	-	-	-	-	1-0	-	-	1-0
Jason Moore	2-2	4	1-0	0-1	-	1-1	-	-	-	-	DNP	-	-	-	DNP
Chad Alexander	1-2	3	DNP	DNP	-	-	0-1	1-0	-	-	DNP	-	DNP	0-1	-
Khari Gee	1-1	2	DNP	DNP	DNP	DNP	DNP	DNP	DNP	DNP	DNP	0-1	DNP	DNP	1-0
Trey Cooley	1-0	1	-	-	-	-	-	1-0	-	-	DNP	-	-	-	-
D.J. Moore	1-0	1	DNP	DNP	DNP	DNP	DNP	DNP	DNP	DNP	1-0	-	-	DNP	-
Evan Dickens	1-0	1	-	-	-	DNP	-	-	1-0	-	-	-	-	-	-
Jacob Cruz	1-0	1	DNP	-	-	DNP	-	-	-	-	1-0	-	-	-	DNP
David Shanahan	1-0	1	-	-	-	-	-	-	-	-	-	-	1-0	-	-
Ashton Heflin	1-0	1	DNP	DNP	1-0	DNP	DNP	DNP	DNP	DNP	DNP	DNP	DNP	DNP	DNP
Jakiah Leftwich	1-0	1	1-0	-	-	-	-	-	-	DNP	DNP	DNP	DNP	DNP	DNP
Luke Benson	1-0	1	-	-	-	-	-	-	-	-	-	-	-	1-0	-
Elinosa Reuben	0-1	1	-	0-1	-	-	-	-	-	DNP	DNP	DNP	DNP	DNP	DNP
Eric Singleton, Jr.	0-1	1	-	-	-	-	-	-	DNP	-	-	-	0-1	-	-
Abdul Jameh	0-1	1	-	-	DNP	-	-	-	-	-	-	0-1	-	-	-
Daylon Gordon	0-1	1	-	-	-	DNP	-	-	DNP	-	DNP	0-1	-	-	-
Tyson Meiguez	0-1	1	-	-	-	-	-	-	-	-	DNP	0-1	-	-	-
Brett Seither	0-1	1	-	-	-	-	-	-	-	-	-	-	0-1	-	-

INDIVIDUAL GAME-BY-GAME SACKS

	UA-A	TOTAL	LOU	SCST	OM	WF	BGSU	MIA	BC	UNC	UVA	CLEM	SYR	UGA	UCF
Kyle Kennard	6-0	6	-	-	-	4-17	-	-	-	1-1	1-7	-	-	-	DNP
Paul Moala	4-0	4	-	-	-	1-8	-	1-9	-	-	-	-	-	-	2-17
Andre White, Jr.	2-1	2.5	DNP	-	DNP	1.5-5	-	-	-	-	-	1-2	-	-	DNP
D'Quan Douse	2-0	2	-	-	-	-	-	-	-	1-1	1-4	-	-	-	-
Eddie Kelly	1-1	1.5	-	-	1-1	-	0.5-5	-	-	-	-	-	-	-	-
Kevin Harris	1-0	1	-	-	-	-	1-8	-	-	-	-	-	-	-	-
KJ Wallace	1-0	1	-	-	-	1-5	-	-	-	-	-	-	-	-	-
Noah Collins	1-0	1	-	-	DNP	-	DNP	-	-	-	-	-	DNP	DNP	1-8
Kyle Efford	1-0	1	-	-	-	-	-	-	-	-	-	1-9	-	-	-
Zeek Biggers	0-2	1	-	-	-	0.5-1	0.5-5	-	-	-	-	-	-	-	-

INDIVIDUAL GAME-BY-GAME TACKLES FOR LOSS

	UA-A	TOTAL	LOU	SCST	OM	WF	BGSU	MIA	BC	UNC	UVA	CLEM	SYR	UGA	UCF
Kyle Kennard	10-2	11.0	-	0.5-0	-	4.0-17	1.0-4	-	-	1.0-1	1.0-7	1.0-3	1.0-1	1.5-2	DNP
Paul Moala	10-2	11.0	-	1.0-2	1.0-2	1.0-8	1.0-2	1.5-10	1.0-1	-	-	0.5-1	-	1.0-1	3.0-21
Eddie Kelly	4-2	5.0	-	-	1.0-1	-	1.5-7	-	-	-	1.0-1	1.5-6	-	-	-
Braelen Oliver	4-1	4.5	DNP	1.0-1	-	-	-	0.5-1	-	-	-	1.0-1	2.0-7	-	-
Trenilyas Tatum	4-0	4.0	-	-	-	-	-	-	-	1.0-2	1.0-2	-	1.0-2	1.0-1	DNP
Zeek Biggers	2-4	4.0	-	-	-	1.0-3	1.5-6	-	-	-	1.0-2	0.5-1	-	-	-
D'Quan Douse	3-0	3.0	-	-	1.0-1	-	-	-	-	1.0-1	1.0-4	-	-	-	-
Andre White	2-1	2.5	DNP	-	DNP	1.5-5	-	-	-	-	-	1.0-2	-	-	DNP
Horace Lockett	1-3	2.5	DNP	0.5-1	DNP	0.5-1	0.5-1	1.0-2	-	-	DNP	-	-	-	-
Kevin Harris	2-0	2.0	-	1.0-4	-	-	1.0-8	-	-	-	-	-	-	-	-
Myles Sims	1-1	1.5	-	-	-	-	-	0.5-1	-	-	1.0-5	-	DNP	-	-
KJ Wallace	1-1	1.5	-	-	-	1.0-5	-	-	0.5-1	-	-	-	-	-	-
Makius Scott	0-3	1.5	-	-	-	0.5-2	-	0.5-1	-	-	-	-	-	0.5-2	-
Jaylon King	1-0	1.0	-	-	-	-	-	1.0-3	-	-	-	-	-	-	-
Omar Daniels	1-0	1.0	-	-	-	-	1.0-2	-	-	-	DNP	-	DNP	DNP	-
Noah Collins	1-0	1.0	-	-	DNP	-	DNP	-	-	-	-	-	DNP	DNP	1.0-8
Kyle Efford	1-0	1.0	-	-	-	-	-	-	-	-	-	1.0-9	-	-	-
LaMiles Brooks	0-1	0.5	-	-	-	-	-	-	0.5-1	-	-	-	-	-	-
Clayton Powell-Lee	0-1	0.5	-	-	-	-	-	-	-	-	0.5-1	-	-	-	-
Josh Robinson	0-1	0.5	-	-	-	-	0.5-1	-	-	-	-	-	-	DNP	-
Jason Moore	0-1	0.5	-	-	-	0.5-1	-	-	-	-	DNP	-	-	-	DNP



GEORGIA TECH SCORING DRIVES

Table with columns: QTR, TD, FG, PLAYERS, PLAY, PL, YDS, TIME. Lists scoring drives for teams LOU, SCST, OM, WF, BG, MIA, BC, UNC, UVA, CLEM, SYR, UGA, UCF.

OPPONENTS SCORING DRIVES

Table with columns: QTR, TD, FG, PLAYERS, PLAY, PL, YDS, TIME. Lists scoring drives for opponents LOU, SCST, OM, WF, BG, MIA, BC, UNC, UVA, CLEM, SYR, UGA, UCF.

TOUCHDOWN DRIVE SUMMARY

Summary table with columns: GT, OPP. Rows include TD plays of 20-plus yards, 50-plus yards, 80-plus yards, and drives of various durations.

does not include special teams or defensive touchdowns



GEORGIA TECH BIG PLAYS (20+ YARDS)

NO. OPP.	PLAYER(S)	PLAY	* Touchdown	
			DOWN-DIST.	YDS.
1. Louisville	Rutherford from King	Pass	2-5	55
2. Lane	from King	Pass	2-6	48*
3. Haynes	from King	Pass	1-10	46
4. Jannah	from King	Pass	2-9	33
5. Singleton, Jr. from King		Pass	2-10	25
6. Trey Cooley		Rush	1-10	23*
7. S.C. State	Jamal Haynes	Rush	1-10	67
8. Cooley from King		Pass	1-10	55*
9. Singleton, Jr. from King		Pass	2-13	40*
10. Jamal Haynes		KO Return		31
11. Leary from King		Pass	3-5	25
12. Christian Leary		KO Return		24
13. Lane from King		Pass	1-10	23
14. Blaylock from King		Pass	1-10	23
15. Trey Cooley		Rush	1-10	21
16. Singleton, Jr. from King		Pass	2-9	20
17. Dominick Blaylock		Punt Return		20
18. Ole Miss	Singleton, Jr. from King	Pass	3-2	51
19. Leonard from King		Pass	2-8	23
20. Leary from King		Pass	1-10	23
21. WF	Benson from King	Pass	3-8	38
22. Haynes King		Rush	2-3	35
23. Jannah from King		Pass	3-5	33*
24. Boyd from King		Pass	2-8	31
25. Singleton, Jr. from King		Pass	3-6	31*
26. Jamal Haynes		Rush	2-10	26*
27. Jamal Haynes		Rush	1-10	24
28. Christian Leary		KO Return		22
29. Kenan Johnson		INT Return		21
30. BGSU	Singleton Jr. from King	Pass	1-10	53*
31. Christian Leary		KO Return		43
32. Rutherford from King		Pass	1-10	31
33. Christian Leary		KO Return		25
34. Rutherford from King		Pass	1-10	24
35. Christian Leary		KO Return		23
36. Blaylock from King		Pass	1-10	20
37. Miami	Jaylon King	INT Return		66
38. Leary from King		Pass	2-10	44*
39. Blaylock from King		Pass	3-6	34
40. Rutherford from King		Pass	2-10	30
41. LaMiles Brooks		INT Return		25

42. BC	Haynes King	Rush	1-15	71*
43. Cooley from King		Pass	3-9	37
44. Leary from King		Pass	1-10	29
45. Christian Leary		KO Return		28
46. Christian Leary		KO Return		23
47. Christian Leary		KO Return		20
48. Haynes King		Rush	2-4	20
49. UNC	Dontae Smith	Rush	2-5	70*
50. Haynes King		Rush	1-10	52
51. Singleton Jr from King		Pass	3-5	43
52. Rutherford from King		Pass	3-2	42*
53. Seither from King		Pass	4-2	35*
54. Jamal Haynes		Rush	1-10	29
55. Singleton Jr from King		Pass	1-10	20
56. Virginia	Singleton Jr from King	Pass	1-20	58*
57. Jamal Haynes		Rush	2-9	43*
58. Haynes King		Rush	3-6	34*
59. Dontae Smith		Rush	3-14	33*
60. Haynes King		Rush	1-10	29
61. Dominick Blaylock		Punt Return		23
62. Christian Leary		KO Return		22
63. Smith from King		Pass	2-12	22
64. Christian Leary		KO Return		22
65. Clemson	Jamal Haynes	Rush	1-10	40
66. Smith from King		Pass	2-7	32*
67. Leary from King		Pass	2-10	30*
68. Jamal Haynes		Rush	1-10	20
69. Syracuse	Blaylock from King	Pass	2-9	53*
70. Jamal Haynes		Rush	1-10	30*
71. Georgia	Singleton, Jr. from King	Pass	2-5	57
72. Seither from King		Pass	1-10	28
73. Jamal Haynes		Pass	2-1	23
74. UCF	Rutherford from King	Rush	1-10	41*
75. Jamal Haynes		Rush	1-10	35
76. Haynes King		Rush	3-6	32
77. Leonard from King		Pass	2-2	29
78. Christian Leary		KO Return		27
79. Christian Leary		KO Return		24
80. Christian Leary		KO Return		23
81. Christian Leary		KO Return		21

POINTS OFF GEORGIA TECH TAKEAWAYS

NO. OPP.	QTR	TURN OVER	DEFENDER(S)	PTS.	
				LED TO	OFF
1. UL	2	INT	Clayton Powell-Lee	Missed FG	0
2. SCST	1	INT	Kyle Kennard	INT	7
3. SCST	3	Fumble	Kyle Kennard (F, R)	TD	7
4. WF	2	Fumble	Chad Alexander (R)	FG	3
5. WF	2	Fumble	Jaylon King (F, R)	Punt	0
6. WF	4	Fumble	Andre White (F); Zeek Biggers (R)	FG	3
7. WF	4	INT	Kenan Johnson	FG	3
8. WF	4	INT	Jaylon King	Downs	0
9. MIA	2	INT	LaMiles Brooks	Punt	0
10. MIA	3	INT	Ahmari Harvey	FG	7
11. MIA	4	INT	Jaylon King	FG	3
12. MIA	4	Fumble	Paul Moala (F); Kyle Kennard (R)	TD	7
13. MIA	4	Fumble	KJ Wallace (F); Myles Sims (R)	Game	0
14. BC	3	INT	Ahmari Harvey	TD	7
15. UNC	4	Fumble	Ahmari Harvey (F); K.J. Wallace (R)	Game	0
16. UVA	1	INT	Myles Sims	Punt	0
17. UVA	2	Fumble	Kenan Johnson (F); Jaylon King (R)	Punt	0
18. UVA	4	INT	Jaylon King	Punt	0
19. CLEM	3	INT	Jaylon King	INT	0
20. SYR	3	Fumble	Paul Moala (F); Jacob Cruz (R);	TD	7
21. SYR	4	INT	Kyle Efford	Game	0
22. UGA	1	Fumble	Douse (F); Johnson (R)	TD	7
23. UGA	4	INT	KJ Wallace	TD	7
24. UCF	1	Fumble	Lockett (F); Sims (R)	FG	3
25. UCF	4	INT	Ahmari Harvey	Game	0

* Defensive touchdown

Points 71

POINTS OFF GEORGIA TECH GIVEAWAYS

NO. OPP.	QTR	TURN OVER	OFFENSIVE PLAYER	PTS.	
				LED TO	OFF
1. UL	1	INT	Haynes King	FG	3
2. UL	4	Fumble	Haynes King	TD	7
3. SCST	2	Fumble	Trey Cooley	Punt	0
4. SCST	4	INT	Zach Pyron	Downs	0
5. WF	2	INT	Haynes King	Punt	0
6. BG	2	Fumble	Team	TD	7
7. BG	3	INT	Haynes King	TD	7*
8. BG	4	INT	Haynes King	TD	7
9. MIA	2	INT	Haynes King	INT	0
10. MIA	4	INT	Haynes King	FG	3
11. BC	1	INT	Haynes King	TD	7*
12. BC	4	INT	Haynes King	TD	7
13. BC	4	INT	Haynes King	Game	0
14. UNC	3	INT	Haynes King	TD	7
15. CLEM	2	INT	Haynes King	Blocked FG	0
16. CLEM	3	INT	Haynes King	Punt	0
17. CLEM	4	INT	Haynes King	TD	7
18. CLEM	4	INT	Haynes King	TD	7*
19. SYR	2	INT	Haynes King	Missed FG	0
20. SYR	3	Fumble	Jamal Haynes	Downs	0
21. UCF	3	INT	Haynes King	Punt	0

* Defensive touchdown

Points

55



OPPONENT BIG PLAYS (20+ YARDS)

NO.	OPP.	PLAYER(S)	PLAY	* Touchdown		47.				
				DOWN-DIST.	YDS.					
1.	Louisville	J. Jordan	Rush	1-10	74*		A. Jackson	INT Return		30*
2.		Coleman, Jr. from Plummer	Pass	2-7	40	48.	Takacs from Castellanos	Pass	3-1	27
3.		C. Bell from J. Plummer	Pass	2-9	33	49.	K. Robichaux	Rush		24
4.		Thrash from Plummer	Pass	3-3	23	50.	Bond from Castellanos	Pass	1-10	20
5.		J. Jordan	KO Return		23	51.	UNC	T. Chapman	KO Return	52
6.		Thrash from Plummer	Pass	4-4	21	52.		Nesbit from Maye	Pass	2-6
7.		Thrash from Plummer	Pass	1-10	20*	53.		Walker from Maye	Pass	3-17
8.	S.C. State	J. Howell	Rush	1-10	47	54.		Chapman from Maye	Pass	2-7
9.		Bailey from Field, Jr.	Pass	3-5	25	55.		Walker from Maye	Pass	1-10
10.	Ole Miss	Watkins from Dart	Pass	2-10	68*	56.		Nesbit from Maye	Pass	3-18
11.		J. Dart	Rush	1-10	68	57.		Hampton from Maye	Pass	1-10
12.		Wade from Dart	Pass	1-20	43	58.		Copenhaver from Maye	Pass	1-10
13.		Wade from Dart	Pass	2-9	40	59.		C. Hood	KO Return	21
14.		M. Jones	Rush	1-10	36*	60.	Virginia	M. Washington	KO Return	40
15.		U. Bentley IV	KO Return		26	61.		Fields from Colandrea	Pass	2-10
16.		Judkins from Dart	Pass	1-10	25	62.		Washington from Colandrea	Pass	1-10
17.		Watkins from Dart	Pass	2-8	23	63.		P. Jones	KO Return	21
18.		U. Bentley IV	Rush	2-7	21*	64.		Washington from Brostehous	Pass	2-9
19.		U. Bentley IV	KO Return		21	65.		M. Washington	KO Return	21
20.	WF	J. Ellison	Rush	2-10	29	66.	Clemson	S. Lewis	INT Return	46*
21.		M. Griffin	Rush	2-14	27	67.		P. Mafah	Rush	2-6
22.		M. Griffin	Rush	3-10	24	68.		W. Shipley	Rush	1-10
23.		D. Claiborne	KO Return		23	69.		Collins from Klubnik	Pass	1-10
24.		K. Williams	KO Return		21	70.		Collins from Klubnik	Pass	4-7
25.		Morin from Griffin	Pass	2-7	20	71.	Syracuse	L. Allen	Punt Return	53
26.		J. Ellison	Rush	2-5	20	72.		D. Gill Jr.	KO Return	33
27.	BGSU	Hogan from Bazelak	Pass	1-10	50	73.		D. Gill Jr.	KO Return	29
28.		D. Jones, Jr.	INT Return		45*	74.		D. Gill Jr.	KO Return	25
29.		T. Stewart	Rush	1-10	32	75.		L. Allen	Rush	1-10
30.		Keith from Bazelak	Pass	1-10	28	76.		D. Villari	Rush	3-4
31.		Strwart from Bazelak	Pass	3-1	27	77.	Georgia	D. Bell	KO Return	39
32.		Hogan from Bazelak	Pass	1-10	23	78.		M. Mews	KO Return	37
33.	Miami	Young from Van Dyke	Pass	1-10	57	79.		M. Mews	KO Return	33
34.		Restrepo from Van Dyke	Pass	2-7	47	80.		Lovett from Beck	Pass	2-10
35.		J. Williams	INT Return		44	81.		D. Bell	Rush	1-10
36.		George from Van Dyke	Pass	1-10	25	82.		Edwards from Beck	Pass	3-11
37.		B. Smith	KO Return		24	83.		Bell from Beck	Pass	2-3
38.		Williams from Van Dyke	Pass	3-3	22*	84.	UCF	Baker from McClain	Pass	2-14
39.		B. Smith	KO Return		22	85.		X. Townsend	KO Return	47
40.		Restrepo from Van Dyke	Pass	2-12	20	86.		Baker from Plumlee	Pass	2-10
41.	BC	K. Robichaux	Rush	1-10	57	87.		X. Townsend	KO Return	31
42.		Robichaux from Castellanos	Pass	1-10	45	88.		Hudson from Plumlee	Pass	3-11
43.		T. Castellanos	Rush	4-1	43*	89.		RJ Harvey	Rush	3-2
44.		Bond from Castellanos	Pass	2-7	31	90.		Baker from Plumlee	Pass	2-8
45.		Castellanos	Rush	1-10	30	91.		X. Townsend	KO Return	21
46.		Franklin from Castellanos	Pass	2-22	30	92.		RJ Harvey	Rush	2-4

BIG PLAYS FROM SCRIMMAGE SUMMARY

	RUSH/CATCH	20-29	30-39	40-49	50-59	60-69	70-79	80-89	90-99	TOTAL
Jamal Haynes	5 (5/0)	2 (1/1)	3 (2/1)	-	1 (1/0)	-	-	-	-	11
Eric Singleton, Jr.	3 (0/3)	1 (0/1)	2 (0/2)	4 (0/4)	-	-	-	-	-	10
Haynes King	2 (2/0)	3 (3/0)	-	1 (1/0)	-	1 (1/0)	-	-	-	7
Christian Leary	3 (0/3)	1 (0/1)	1 (0/1)	-	-	-	-	-	-	5
Malik Rutherford	1 (0/1)	2 (0/2)	2 (0/2)	1 (0/1)	-	-	-	-	-	6
Trey Cooley	2 (1/1)	1 (0/1)	-	1 (0/1)	-	-	-	-	-	4
Dominick Blaylock	2 (0/2)	1 (0/1)	-	1 (0/1)	-	-	-	-	-	4
Dontae Smith	1 (0/1)	2 (1/1)	-	-	-	1 (1/0)	-	-	-	4
Abdul Jannah	-	2 (0/2)	-	-	-	-	-	-	-	2
Chase Lane	1 (0/1)	-	1 (0/1)	-	-	-	-	-	-	2
Brett Seither	1 (0/1)	1 (0/1)	-	-	-	-	-	-	-	2
Luke Benson	-	1 (0/1)	-	-	-	-	-	-	-	1
Avery Boyd	-	1 (0/1)	-	-	-	-	-	-	-	1
Dylan Leonard	2 (0/2)	-	-	-	-	-	-	-	-	2
Totals	23 (8/15)	18 (5/13)	9 (2/7)	8 (1/7)	1 (1/0)	2 (2/0)	-	-	-	65
Opponents	38 (8/30)	13 (6/7)	8 (2/6)	4 (1/3)	2 (1/1)	1 (1/0)	-	-	-	67
PASSING	20-29	30-39	40-49	50-59	60-69	70-79	80-89	90-99	TOTAL	
Haynes King	14	13	7	7	-	-	-	-	41	
Zach Pyron	1	-	-	-	-	-	-	-	1	
Totals	15	13	7	7	-	-	-	-	42	
Opponents	30	7	6	3	1	-	-	-	47	

OFFENSIVE

STARTERS	QB	RB	WR	WR	WR	TE	LT	LG	C	RG	RT
Louisville	King	Smith	Blaylock	Rutherford	Benson^	Leonard	Robinson II	Fusile	Franklin	Williams	Leftwich
South Carolina State	King	Haynes	Lane	Rutherford	Benson^	Seither	Mackenny	Fusile	Franklin	Scaglione	Williams
Ole Miss	King	Haynes	Blaylock	Rutherford	Singleton Jr.	Leonard	Mackenny	Fusile	Franklin	Scaglione	Williams
Wake Forest	King	Haynes	Boyd	Rutherford	Singleton Jr.	Leonard	Mackenny	Fusile	Franklin	Scaglione	Williams
Bowling Green	King	Haynes	Blaylock	Singleton Jr.	Benson^	Leonard	Mackenny	Fusile	Franklin	Scaglione	Leftwich
Miami (Fla.)	King	Haynes	Blaylock	Rutherford	Singleton, Jr.	Leonard	Mackenny	Fusile	Franklin	Scaglione	Leftwich
Boston College	King	Haynes	Blaylock	Rutherford	Leary	Leonard	Mackenny	Fusile	Franklin	Scaglione	Leftwich
North Carolina	King	Haynes	Boyd	Singleton Jr.	Benson^	Leonard	Mackenny	Fusile	Franklin	Scaglione	Williams
Virginia	King	Haynes	Blaylock	Rutherford	Singleton, Jr.	Leonard	Mackenny	Fusile	Franklin	Scaglione	Williams
Clemson	King	Haynes	Blaylock	Singleton Jr.	Benson^	Leonard	Mackenny	Fusile	Franklin	Scaglione	Williams
Syracuse	King	Haynes	Blaylock	Rutherford	Singleton Jr.	Leonard	Robinson II	Fusile	Franklin	Scaglione	Williams
Georgia	King	Haynes	Blaylock	Rutherford	Singleton Jr.	Leonard	Robinson II	Fusile	Franklin	Scaglione	Williams
UCF	King	Haynes	Rutherford	Singleton Jr.	Benson^	Leonard	Robinson II	Fusile	Franklin	Scaglione	Williams

^ tight end

DEFENSIVE

STARTERS	DE	DT	DT	DE	LB	LB	S	S	S	CB	CB
Louisville	Yondjouen	Scott	Biggers	Harris	Moala	Tatum	Brooks	King	Wallace	Harvey	Johnson
South Carolina State	Kelly	Douse	Biggers	Kennard	Moala	Tatum	Brooks	King	Wallace	Harvey	Sims
Ole Miss	Kelly	Douse	Biggers	Kennard	Moala	Tatum	Brooks	King	Wallace	Harvey	Sims
Wake Forest	Scott	Douse	Biggers	Kennard	Moala	Tatum	Powell-Lee	King	Wallace	Johnson	Sims
Bowling Green	Scott	Douse	Biggers	Kennard	Moala	Tatum	Brooks	King	Wallace	Johnson	Sims
Miami (Fla.)	Scott	Douse	Biggers	Kennard	Moala	Tatum	Brooks	King	Wallace	Johnson	Sims
Boston College	Scott	Douse	Biggers	Harris	Moala	Efford	Brooks	King	Wallace	Johnson	Sims
North Carolina	Scott	Douse	Biggers	Harris	Moala	Efford	Brooks	King	Daniels	Harvey	Sims
Virginia	Scott	Douse	Biggers	Harris	Moala	Efford	Brooks	King	Wallace	Harvey	Sims
Clemson	Kelly	Scott	Biggers	Harris	Moala	Efford	Brooks	King	Wallace	Johnson	Sims
Syracuse	Kelly	Scott	Biggers	Kennard	Moala	Efford	Brooks	King	Oliver#	Johnson	Powell-Lee
Georgia	Kelly	Douse	Biggers	Kennard	Moala	Efford	Brooks	King	Wallace	Johnson	Shelley
UCF	Scott	Douse	Biggers	Harris	Moala	Efford	Brooks	King	Wallace	Harvey	Shelley

GAME INFORMATION

	TECH CAPTAINS	COIN TOSS	GT KO/ REC.	GT 1ST OFF. PLAY	GT 1ST POSS.	OPP. 1ST POSS.	KICKOFF TIME	GAME LENGTH	GT HELMET	GT JERSEY	GT PANTS
Louisville	Leonard, Brooks	UL	Rec.	King pass 4 Rutherford	INT	Field Goal	7:37	3:42	Gold	Gold	White
S.C. State	Fusile, J. King	GT	KO	King pass -1 Leary	TD	INT	3:23	3:10	Gold	White	Gold
Ole Miss	Kennard, H. King Tatum, Franklin	OM	KO	Haynes rush 6	Blocked FG	Field Goal	6:39	3:31	White	White	White
WF	Haynes, Wallace Boyd	WF	Rec.	King pass -2 Rutherford	Punt	Field Goal	6:36	3:25	White	White	Gold
BGSU	Biggers, Benson Rutherford	GT	Rec.	King pass 53 Singleton	TD	Punt	3:33	3:22	Gold	Black	Black
Miami (Fla.)	Scott, Harris, Franklin, Fusile	MIA	Rec.	King pass INC	Punt	Downs	8:05	3:44	White	White	Gold
BC	Brooks, H. King, J. King, Leonard	BC	Rec.	King pass 13 Rutherford	Punt	Punt	12:04	3:20	White	White	White
UNC	Scott, Franklin Rutherford, J. King	UNC	Rec.	King pass 9 Leonard	Punt	TD	8:06	3:26	White	Gold	White
Virginia	Wallace, Smith Efford, Williams	GT	KO	King pass 7 Singleton	Punt	INT	2:07	3:12	White	White	Gold
Clemson	Biggers, Fusile Sims, H. King	CLEM	Rec.	King rush 13	Punt	Punt	12:07	3:22	White	White	Gold
Syracuse	Smith, J. King	SYR	Rec.	Haynes rush 3	TD	FG	8:06	3:23	White	White	Gold
Georgia	H. King, J. King Fusile, Leonard	GT	Rec.	Haynes rush 4	Punt	Fumble	7:44	3:18	White	White	Gold
UCF	Fusile, H. King, J. King, Leonard	UCF	Rec.	King pass INC	Punt	TD	6:37	3:36	White	White	White

* touchdown



2023 GAME PARTICIPATION

Table with columns: No., Name, GP-6S, LOU, GCSST, OM, WF, BGSU, MIA, BC, UNC, UVA, CLEM, SYR, UGA, UCF. Rows list players and their participation status in various games.

CAREER STARTS

Table with columns: NAME, '19 '20 '21 '22 '23 TOT. CONS. Rows list players and their career start statistics across seasons.

CAREER GAMES

Table with columns: NAME, '19 '20 '21 '22 '23 TOT. CONS. Rows list players and their career game statistics across seasons.



CAREER GAMES (CON'T)

NAME	'19	'20	'21	'22	'23	TOT.	CONS.
C. Robinson II	-	-	-	12	13	25	25
K.J. Wallace	-	-	-	12	13	25	24
L. Benson	-	-	-	11	13	24	24
J. Haynes	-	-	2	9	13	24	15
J. Fusile	-	-	-	10	13	23	15
D. Gordon	-	-	-	10	13	23	21
R. Shelley	-	-	-	10	13	23	19
J. Moore	-	-	-	10	12	22	-
S. Bryant	-	-	1	8	12	21	8
A. Harvey	-	-	-	9	11	20	3
B. Best	-	-	-	4	13	17	15
K. Efford	-	-	-	4	12	17	14
J. Leftwich	-	-	-	10	7	17	-
K. Gee	-	-	-	12	2	14	1
H. Lockett	-	-	-	3	11	14	10
E. Kelly	-	-	-	-	13	13	13
H. King	-	-	-	-	13	13	13
C. Leary	-	-	-	-	13	13	13
P. Moala	-	-	-	-	13	13	13
C. Scaglione	-	-	-	-	13	13	13
B. Seither	-	-	-	-	13	13	13
C. Alexander	-	-	-	-	12	12	12
A. Birr	-	-	-	-	12	12	12
T. Cooley	-	-	-	-	12	12	4
A. Jammeh	-	-	-	-	12	12	10
T. Saymore	-	-	-	-	12	12	12
E. Singleton, Jr.	-	-	-	-	12	12	6
D. Blaylock	-	-	-	-	11	11	1
Q. Daniels	-	-	-	-	11	11	1
J. Cruz	-	-	-	-	10	10	-
E. Dickens	-	-	-	-	10	10	6
E. Mackerny	-	-	-	-	10	10	-
B. Oliver	-	-	-	-	10	10	-
A. White, Jr.	-	-	-	-	10	10	-
C. Lane	-	-	-	-	7	7	2
Z. Pylon	-	-	-	-	3	4	7
E. Reuben	-	-	-	-	7	7	-
L. Blackburn	-	-	-	-	6	6	-
Z. Gibson	-	-	-	-	6	6	-
J. Felix	-	-	-	-	5	5	-
T. Gibson	-	-	-	-	2	2	4
P. Tchio	-	-	-	-	2	1	3
N. Ashley	-	-	-	-	2	2	-
B. Stockton	-	-	-	-	2	2	-
A. Minella	-	-	-	-	2	2	-
J. Brown	-	-	-	-	1	1	-
W. Scissum	-	-	-	-	1	1	-
E. Williams	-	-	-	-	1	1	-
G. Fortson	-	-	-	-	1	1	-

2023 GAME PARTICIPATION (CON'T)

No.	Name	GP-GS	LOU	SCST	OM	WF	BGSU	MIA	BC	UNC	UVA	CLEM	SYR	UGA	UCF
54	Jordan Williams	11/10	START	START	START	START	XXX	START	START	START	START	START	START
54	Jack Collins	0/0
55	Corey Robinson	12/5	START	XXX	XXX	XXX	...	XXX	XXX	XXX	XXX	START	START	START	START
55	Horace Lockett	10/0	...	XXX	...	XXX	XXX	XXX	XXX	XXX	...	XXX	XXX	XXX	XXX
56	Costy Ellis	0/0
57	Paul Tchio	1/0	...	XXX
57	Cade Adams	0/0
58	Brandon Best	9/0	XXX	XXX	...	XXX	XXX	...	XXX	XXX	XXX	XXX	XXX
59	Will Scissum	0/0
60	Gabe Fortson	0/0
64	Ryan Purves	0/0
65	Connor Scaglione	13/12	XXX	START	START	START	START	START	START	START	START	START	START	START	START
66	Benjamin Galloway	4/0	XXX	XXX	XXX	XXX
67	Joe Fusile	13/13	START	START	START	START	START	START	START	START	START	START	START	START	START
71	Jordan Brown	0/0
72	Weston Franklin	13/13	START	START	START	START	START	START	START	START	START	START	START	START	START
73	Patrick Screws	0/0
74	Tyler Gibson	1/0	...	XXX
75	Jakiah Leftwich	7/4	START	XXX	XXX	XXX	START	START	START
77	Elias Clay	0/0
78	Ethan Mackerny	10/8	XXX	START	START	START	START	START	START	START	START	XXX
80	Brett Seither	13/1	XXX	START	XXX	XXX	XXX	XXX	XXX	XXX	XXX	XXX	XXX	XXX	XXX
81	Luke Benson	13/6	START	START	XXX	XXX	START	XXX	XXX	START	XXX	START	XXX	XXX	START
82	Jackson Long	0/0
83	Zion Taylor	1/0	XXX
84	Josh Sexton	0/0
85	Billy Ward	11/0	XXX	XXX	XXX	...	XXX	XXX	XXX	XXX	...	XXX	XXX	XXX	XXX
87	Bailey Stockton	2/0	...	XXX	XXX
88	Gavin Stewart	13/0	XXX	XXX	XXX	XXX	XXX	XXX	XXX	XXX	XXX	XXX	XXX	XXX	XXX
88	Zeek Biggers	13/13	START	START	START	START	START	START	START	START	START	START	START	START	START
89	Chris Eiko	0/0
92	Ty Thompson	0/0
93	Jaaymen Rochell	0/0
94	Chase Sippola	0/0
95	Jason Moore	11/0	XXX	XXX	XXX	XXX	XXX	XXX	XXX	XXX	...	XXX	XXX	XXX	...
96	Shymek Jones	0/0
97	Eddie Kelly	13/5	XXX	START	START	XXX	XXX	XXX	XXX	XXX	XXX	START	START	START	XXX
98	Bryston Dixon	0/0
99	D'Quan Douse	13/10	XXX	START	START	START	START	START	START	START	START	XXX	XXX	START	START



GEORGIA TECH INDIVIDUAL GAME HIGHS

Table with 2 columns: Statistic and Value. Includes Rushes, Yards Rushing, TD Rushes, Long Rush, Pass Attempts, Pass Completions, Yards Passing, TD Passes, Long Pass, Receptions, Yards Receiving, TD Receptions, Long Reception, Punts, Punting Avg., Long Punt, Punts Inside 20, Long Punt Return, Long Kickoff Return, Tackles, Sacks, and Tackles for Loss.

GEORGIA TECH TEAM GAME HIGHS

Table with 2 columns: Statistic and Value. Includes Rushes, Yards Rushing, Yards Per Rush, TD Rushes, Pass Attempts, Pass Completions, Yards Passing, Yards Per Pass, TD Passes, Total Plays, Total Offense, Yards Per Play, Points, Sacks By, First Downs, Penalties, Penalty Yards, Turnovers, Punts, Punting Avg., Long Punt, Punts Inside 20, Long Punt Return.

OPPONENT INDIVIDUAL GAME HIGHS

Table with 2 columns: Statistic and Value. Includes Rushes, Yards Rushing, TD Rushes, Long Rush, Pass Attempts, Pass Completions, Yards Passing, TD Passes, Long Pass, Receptions, Yards Receiving, TD Reception, Long Reception, Field Goals.

Table with 2 columns: Statistic and Value. Includes Long Field Goal, Punts, Punting Avg., Long Punt, Punts Inside 20, Long Punt Return, Long Kick Return, Tackles, Sacks, Tackles for Loss, and Interceptions.

OPPONENT TEAM GAME HIGHS

Table with 2 columns: Statistic and Value. Includes Rushes, Yards Rushing, Yards Per Rush, TD Rushes, Pass Attempts, Pass Completions, Yards Passing, Yards Per Pass, TD Passes, Total Passes, Total Offense, Yards Per Play, Points, Sacks By, First Downs, Penalties, Penalty Yards, Turnovers, Punts, Punting Avg., Long Punt, Punts Inside 20, Long Punt Return.

TEAM

	GEORGIA TECH	OPPONENT
Scored 50 Points	Nov. 28, 2020 vs. Duke (56)	Nov. 20, 2021 by No. 6 Notre Dame (55)
Scored 50 Points, ACC Game	Nov. 28, 2020 vs. Duke (56)	Oct. 2, 2021 by Pitt (52)
Scored 35 Points, Half	Oct. 5, 2018 at Louisville (35/2nd)	Nov. 20, 2021 by No. 6 Notre Dame (45/1st)
Scored 28 Points, Quarter	Sept. 1, 2023 vs. Louisville (28/2nd)	Oct. 17, 2020 by No. 1 Clemson (2nd/35)
Scored 0 Points	Sept. 10, 2022 vs. No. 20/17 Ole Miss	Sept. 1, 2018 by Alcorn State
Scored 0 Points, Half	Oct. 7, 2023 vs. No. 17 Miami (Fla.)	Dec. 22, 2023 by UCF (2nd)
Overcame 10-Point Deficit, Win	Dec. 22, 2023 vs. UCF (17-3)	Sept. 1, 2023 by Louisville (28-13)
Overcame 10-Point Halftime Deficit, Win	Nov. 19, 2022 vs. No. 13/11 North Carolina (17-7)	Sept. 1, 2023 by Louisville (28-13)
40-Point Margin of Victory	Sept. 29, 2018 vs. Bowling Green (63-17)	Sept. 10, 2022 by No. 20/17 Ole Miss (42-0)
30-39-Point Margin of Victory	Sept. 9, 2023 vs. South Carolina State (48-13)	Sept. 5, 2022 by No. 4 Clemson (41-10)
Scored 30 Points or more, Loss	Nov. 13, 2021 vs. Boston College (30)	Oct. 5, 2018 by Louisville (31)
Scored fewer than 10 Points, Win	Nov. 11, 2006 at North Carolina (7-0)	Dec. 2, 2006 by Wake Forest (9-6)
7 Touchdowns	Nov. 28, 2020 vs. Duke (7)	Nov. 20, 2021 by No. 6 Notre Dame (7)
0 Touchdowns	Sept. 10, 2022 vs. No. 20/17 Ole Miss	Sept. 1, 2018 by Alcorn State
5+ Rushing Touchdowns	Nov. 5, 2023 at Virginia (5)	Sept. 16, 2023 by No. 17/19 Ole Miss (5)
4+ Passing Touchdowns	Oct. 28, 2023 vs. No. 17 North Carolina (4)	Oct. 23, 2021 by Virginia (4)
Interception Return for TD	Oct. 20, 2022 vs. Virginia; LaMiles Brooks (37 yards) (Brennan Armstrong pass)	Nov. 11, 2023 by Clemson; Shelton Lewis (46 yards) (Haynes King pass)
Fumble Return for TD	Nov. 6, 2021 at Miami (Fla.); Jaylon King (40 yds)	Nov. 20, 2021 by No. 6 Notre Dame; Myron Tagovailoa-Amosa (70 yards)
Punt Return for TD	Sept. 10, 2009 vs. Clemson; Jerrard Tarrant (85 yards)	Nov. 5, 2022 by Virginia Tech; Tucker Holloway (90 yards)
Blocked Punt Return for TD	Sept. 27, 1997 vs. Clemson Block: Ajenavi Eziemefer; Rec: Djay Jones	Sept. 24, 2022 by UCF Block: Jarvis Ware; Rec: Quadric Bullard
Kickoff Return for TD	Nov. 13, 2021 vs. Boston College; Jahmyr Gibbs (98-yard return)	Sept. 8, 2018 by USF; Terrence Horne (98 yards) Sept. 8, 2018 by USF; Terrence Horne (97 yards)
2 Non-Offensive TDs	Nov. 8, 2014 at NC State (INT return, fumble return)	Nov. 5, 2022 by Virginia Tech (INT return; Punt return)
4 Field Goals Made	Oct. 1, 2022 at No. 24 Pitt (4)	Oct. 30, 2021 by Virginia Tech (4)
3 Field Goals Missed	Sept. 4, 2021 vs. Northern Illinois (3)	Oct. 19, 2019 by Miami (3)
5 Field Goals Attempted	Dec. 31, 2011 vs. Utah (5)	Nov. 17, 2007 by North Carolina (5)
50-yard Field Goal Made	Dec. 31, 2016 vs. Kentucky (Harrison Butker, 52)	Sept. 23, 2017 by Pittsburgh Alex Kessman (55 yards)
Missed PAT	Oct. 21, 2023 by Boston College	Nov. 18, 2023 by Syracuse
Missed more than 1 PAT	Nov. 3, 2012 at Maryland (2)	Nov. 5, 1977 by Notre Dame (2)
Made 2-Point Conversion	Oct. 28, 2023 vs. No. 17 UNC (M. Rutherford from H. King)	Sept. 25, 2021 by No. 20 UNC (C. Baker pass from S. Howell)
Failed 2-Point Conversion	Oct. 7, 2023 vs. No. 17 Miami (Fla.) (Haynes King kneel)	Nov. 18, 2023 by Syracuse (L. Allen pass failed)
Two+ 2-Point Conversions Att.	Nov. 5, 2022 at Virginia Tech (2, 2 failed)	Nov. 11, 2017 by No. 17 Virginia Tech (2, 2 failed)
Defensive Extra Point Scored	Nov. 6, 2021 at Miami (Fla.) Juanyeh Thomas 100-yard INT return (Tyler Van Dyke pass)	None recorded
Recorded Safety	Sept. 18, 2021 at No. 6 Clemson J. Thomas forced Clemson fumble, fell on in own end zone	Nov. 28, 2020 by Duke GT fumbled a punt return into the endzone
Blocked Field Goal	Nov. 11, 2023 at Clemson Rodney Shelley blocked Jonathan Weitz' attempt	Sept. 16, 2023 by No. 17/19 Ole Miss Zxavian Harris blocked Aidan Birr's attempt
Blocked PAT	Oct. 28, 2022 at Virginia Tech (D'Quon Douse)	Oct. 23, 2021 at Virginia (N. Taylor)
Blocked Punt	Oct. 28, 2023 vs. No. 17 North Carolina Abdul Jannah blocked punt of Tom Maginness	Sept. 24, 2022 by UCF Jarvis Ware blocked punt of David Shanahan
Blocked 2 Kicks/Punts	Oct. 20, 2022 vs. Virginia (field goal/punt)	Sept. 5, 2022 by No. 4 Clemson (2 punts)
30+ First Downs	Oct. 25, 2018 at Virginia Tech (35)	Oct. 29, 2022 by Florida State (32)
10 (or fewer) First Downs	Nov. 27, 2021 vs. No. 1 Georgia (9)	Sept. 1, 2018 by Alcorn State (9)
500-599 Yards Total Offense	Sept. 9, 2023 vs. South Carolina State (578)	Oct. 28, 2023 by No. 17 North Carolina (577)
600+ Yards Total Offense	Oct. 28, 2023 vs. No. 17 North Carolina (635)	Oct. 29, 2022 by Florida State (642)
< 200 Yards Total Offense	Nov. 16, 2019 vs. Virginia Tech (134)	Sept. 1, 2018 by Alcorn State (146)
< 100 Yards Total Offense	Nov. 18, 1961 at Alabama (96)	Oct. 9, 2004 by Maryland (82)
300+ Yards Total Offense, Half	Oct. 28, 2023 vs. No. 17 North Carolina (360/1st)	Sept. 16, 2023 by No. 17/19 Ole Miss (341/2nd)
< 50 Yards Total Offense, Half	Oct. 29, 2022 at Florida State (24/1st)	Sept. 9, 2017 by Jacksonville State (45/2nd)
90 Offensive Plays	Sept. 4, 2017 vs. No. 25/24 Tennessee (20T) (96)	Oct. 9, 2021 by Duke (91)
50 (or fewer) Offensive Plays	Nov. 2, 2019 vs. Pitt (50)	Oct. 25, 2018 by Virginia Tech (47)
300-399 Yards Rushing	Nov. 5, 2023 at Virginia (305)	Oct. 21, 2023 by Boston College (308)
400+ Yards Rushing	Nov. 3, 2018 at North Carolina (461)	Aug. 29, 2019 by No. 1 Clemson (411)
50 Yards (or less) Rushing	Nov. 27, 2004 at Georgia (24)	Sept. 23, 2017 by Pittsburgh (37)
0 Yards (or less) Rushing	1968 (two times – vs. Notre Dame and Navy)	Nov. 2, 2013 by Pittsburgh (-5)
60+ Rushing Attempts	Oct. 25, 2018 at Virginia Tech (78)	Sept. 10, 2022 by No. 20/17 Ole Miss (62)
30 (or fewer) Rushing Attempts	Oct. 7, 2023 vs. No. 17 Miami (Fla.) (27)	Nov. 5, 2023 by Virginia (29)
25+ Pass Completions	Sept. 16, 2023 at No. 17/19 Ole Miss (28)	Oct. 1, 2022 by No. 24 Pitt (26)
5 (or fewer) Pass Completions	Nov. 24, 2018 at No. 5 Georgia (5)	Sept. 14, 2019 by The Citadel (1)



TEAM

	GEORGIA TECH	OPPONENT
40+ Pass Attempts	Sept. 16, 2023 at No. 17/19 Ole Miss (42)	Nov. 5, 2023 by Virginia (40)
10 (or fewer) Pass Attempts	Nov. 17, 2018 vs. Virginia (OT) (8)	Sept. 14, 2019 by The Citadel (4)
Three 3 Interceptions	Nov. 11, 2023 at Clemson (4)	Oct. 7, 2023 by No. 17 Miami (Fla.) (3)
300-399 Yards Passing	Sept. 30, 2023 vs. Bowling Green (348)	Oct. 28, 2023 by No. 17 North Carolina (310)
400+ Yards Passing	Nov. 10, 2001 at Virginia (486)	Oct. 17, 2020 by No. 1 Clemson (500)
100 (or less) Yards Passing	Dec. 22, 2023 vs. UCF (87)	Sept. 9, 2023 by South Carolina State (95)
Completed 70 Percent of Passes	Nov. 18, 2023 (.800, 16-of-20)	Oct. 9, 2021 by Duke (.759, 22-of-29)
5+ Fumbles	Oct. 13, 2018 vs. Duke (6)	Oct. 25, 2014 by Pittsburgh (7)
4+ Fumbles Lost	Sept. 23, 2017 vs. Pittsburgh (4)	Nov. 28, 2020 by Duke (4)
5 Turnovers	Sept. 26, 2020 vs. Syracuse (5)	Sept. 23, 2023 by Wake Forest (5)
0 Turnovers	Nov. 5, 2023 at Virginia	Sept. 16, 2023 by No. 17/19 Ole Miss
10 Penalties	Sept. 23, 2023 at Wake Forest (14)	Nov. 18, 2023 by Syracuse (12)
2 (or fewer) Penalties	Sept. 16, 2023 at No. 17/19 Ole Miss (0)	Nov. 30, 2019 by No. 4 Georgia (0)
100+ Penalty Yards	Sept. 23, 2023 at Wake Forest (142)	Sept. 30, 2023 (113)
10 (or fewer) Penalty Yards	Oct. 14, 2017 vs. No. 11/10 Miami (6)	Nov. 30, 2019 by No. 4 Georgia (0)
10 Punts	Oct. 20, 2022 vs. Virginia (10)	Oct. 11, 2008 by Gardner-Webb (10)
0 Punts	Sept. 9, 2023 vs. South Carolina State	Oct. 29, 2022 by Florida State
10 Third-Down Conversions	Sept. 16, 2023 at No. 17/19 Ole Miss (11)	Sept. 30, 2023 by Bowling Green (10)
2+ Fourth-Down Conversions	Nov. 25, 2023 vs. No. 1 Georgia (2)	Nov. 18, 2023 by Syracuse (2-of-3)
4 Fourth-Down Attempts	Oct. 2, 2021 vs. Pitt (2-of-4)	Nov. 11, 2023 by Clemson (4-of-6)
37:00 or higher TOP	Sept. 16, 2023 at No. 17/19 Ole Miss (39:17)	Sept. 30, 2023 by Bowling Green (42:45)
15 Tackles for Loss	Sept. 1, 2007 at Notre Dame (19)	None Recorded
10 Sacks	Oct. 9, 1993 vs. Maryland (11)	None Recorded
5 Players to Score TD	Sept. 9, 2023 vs. South Carolina State (6)	Nov. 11, 2023 by Clemson (6)
4 Players to Rush for TD	Oct. 9, 2020 vs. Louisville (4)	Sept. 16, 2023 by No. 17/19 Ole Miss (4)
3 Players to Catch TD Pass	Sept. 30, 2023 vs. Bowling Green (4)	Nov. 11, 2023 by Clemson (4)
2 Players to Throw TD Pass	Nov. 12, 2022 vs. Miami (1 - Zach Pyron; 1 - Zach Gibson)	Sept. 5, 2022 by No. 4 Clemson (1 - Dj Ulagalelei; 1 - Cade Klubnik)
15-Play+ Touchdown Drive	Nov. 5, 2023 at Virginia (16)	Nov. 11, 2023 by Clemson (18)
8-Minute+ Touchdown Drive	Sept. 30, 2017 vs. North Carolina (8:54)	Nov. 11, 2023 by Clemson (9:51)
90-Yard+ Touchdown Drive	Nov. 12, 2022 vs. Miami (99)	Dec. 22, 2023 by UCF (98)
1-Play Touchdown Drive	Nov. 18, 2023 vs. Syracuse (J. Haynes 30-yd rush)	Sept. 1, 2023 by Louisville (39-34) (J. Jordan 74-yard rush)
TD on First Offensive Play of Game	Sept. 30, 2023 vs. Bowling Green (E. Singleton 53-yd pass from H. King)	Nov. 19, 2022 by No. 11/13 North Carolina (E. Green 80-yd rush)
Won an Overtime Game	Oct. 8, 2022 vs. Duke (OT) (23-20)	Sept. 14, 2019 by The Citadel (OT) (27-24)
Game Won on Final Play	Oct. 24, 2015 vs. Florida State (Lance Austin 78-yard missed FG return)	Sept. 14, 2019 by The Citadel (37-yard FG in overtime)

BOTH TEAMS COMBINED

90 Points	Oct. 5, 2018 at Louisville (97) (66-31)	4 Field Goals Missed	Oct. 20, 2012 vs. Boston College (4)
100+ Rushing Attempts	Oct. 9, 2021 at Duke (101)	10 Turnovers	Nov. 17, 1990 at Wake Forest (10)
20 (or fewer) Points	Nov. 28, 2015 vs. Georgia (20) (13-7)	8 Field Goals Att.	Nov. 17, 2007 vs. North Carolina (8)
60 (or fewer) Rushes	Sept. 9, 2006 vs. Samford (51)	0 Turnovers	Sept. 16, 2023 at Ole Miss
10 (or fewer) Points	Nov. 11, 2006 at North Carolina (7) (7-0)	50 First Downs	Oct. 28, 2023 vs. No. 17 North Carolina (54)
700+ Yards Passing	Oct. 2, 2021 by Pitt (758)	20 Penalties	Oct. 29, 2022 at Florida State (22)
50 Points in a Half	Oct. 2, 2021 by Pitt (56)	25 (or fewer) First Downs	Oct. 18, 2008 at Clemson (24) (12-12)
150 (or fewer) Passing Yds.	Nov. 3, 2012 at Maryland (146)	5 (or fewer) Penalties	Sept. 16, 2023 at No. 17/19 Ole Miss (5)
0 Points in a Half	Nov. 11, 2006 at North Carolina (2nd)	1,000+ Yards Total Off.	Oct. 28, 2023 vs. No. 17 North Carolina (1,212)
50 Pass Completions	Oct. 23, 2021 at Virginia (56)	200 Penalty Yards	Oct. 29, 2022 at Florida State (211)
30 Points in a Quarter	Oct. 28, 2023 vs. No. 17 North Carolina (38/2nd)	500 Yds (or fewer) Total Off.	Oct. 22, 2011 at Miami (473)
20 (or fewer) Compl.	Sept. 14, 2019 vs. The Citadel (8)	25 (or fewer) Penalty Yds.	Oct. 22, 2011 at Miami (15)
10+ Touchdowns	Oct. 28, 2023 vs. No. 17 North Carolina (12)	160+ Offensive Plays	Sept. 19, 2020 vs. No. 14 UCF (173)
90 Pass Attempts	Oct. 26, 2002 vs. Virginia (101)	15+ Punts	Oct. 20, 2020 vs. Virginia (16)
0 Touchdowns	Dec. 2, 2006 vs. Wake Forest	120 (or fewer) Off. Plays	Nov. 16, 2019 vs. Virginia Tech (117)
30 (or fewer) Pass Att.	Sept. 14, 2019 vs. The Citadel (17)	0 Punts	Dec. 5, 2009 vs. Clemson
5 Touchdowns in a Qtr.	Oct. 28, 2023 vs. No. 17 North Carolina (5/2nd)	600+ Yards Rushing	Oct. 28, 2023 vs. No. 17 North Carolina (615)
5 Passes Intercepted	Nov. 11, 2023 at Clemson (5)	10 Sacks	Nov. 10, 2007 at Duke (10)
8 Touchdowns in a Half	Oct. 2, 2021 by Pitt (8/1st)	150 (or fewer) Rush Yds.	Nov. 19, 2005 at Miami (150)
10 Fumbles	Oct. 13, 2018 vs. Duke (10)		
6 Field Goals	Nov. 17, 2018 vs. Virginia (OT) (6)		
5 Fumbles Lost	Sept. 23, 2017 vs. Pittsburgh (5)		

INDIVIDUAL

	GEORGIA TECH	OPPONENT
30+ Rushing Attempts	Oct. 25, 2018 at Virginia Tech, Tobias Oliver (40)	Nov. 6, 2021 by Miami (Fla.), Jaylan Knighton (32)
150-199 Yards Rushing	Oct. 28, 2023 vs. No. 17 North Carolina, Dontae Smith (178)	Nov. 25, 2023 by No. 1 Georgia, Kendall Milton (156)
200+ Yards Rushing	Oct. 25, 2018 at Virginia Tech, Tobias Oliver (215)	Aug. 29, 2019 by No. 1 Clemson, Travis Etienne (205)
50+ Pass Attempts	Oct. 6, 2005 vs. NC State, Reggie Ball (53)	Oct. 5, 2019 by North Carolina, Sam Howell (51)
40+ Pass Attempts	Sept. 16, 2023 vs. No. 17/19 Ole Miss, Haynes King (41)	Oct. 1, 2022 by No. 24 Pitt, Kedon Slovis (45)
25+ Pass Completions	Oct. 23, 2021 at Virginia, Jeff Sims (27)	Oct. 1, 2022 by No. 24 Pitt, Kedon Slovis (26)
Threw 3 Interceptions	Nov. 11, 2023 at Clemson, Haynes King (4)	Oct. 7, 2023 by No. 17 Miami (Fla.), Tyler Van Dyke (3)
300-399 Yards Passing	Sept. 30, 2023 vs. Bowling Green, Haynes King (348)	Oct. 28, 2023 by No. 17 North Carolina, Drake Maye (310)
400+ Yards Passing	Nov. 10, 2021 at Virginia, George Godsey (486)	Oct. 17, 2020 by No. 1 Clemson, Trevor Lawrence (404)
Rushed & Passed for 100+ Yds.	Oct. 21, 2023 vs. Boston College, Haynes King (150/204)	Oct. 21, 2023 vs. Boston College, Haynes King (128/255)
Rushed & Received for 100+ Yds.	Nov. 14, 2013 at Clemson, Robert Godhigh (126/203)	Oct. 30, 1997 by North Carolina, J. Linton (138/137)
300-399 Yards Total Offense	Oct. 28, 2023 vs. No. 17 North Carolina, Haynes King (377)	Oct. 21, 2023 by Boston College, Thomas Castellanos (383)
400+ Yards Total Offense	Oct. 29, 2016 vs. Duke, Justin Thomas (459)	Oct. 6, 2012 by Clemson, Tajh Boyd (460)
10+ Receptions	Oct. 7, 2006 vs. Maryland, Calvin Johnson (10)	Oct. 7, 2023 by No. 17 Miami (Fla.), Xavier Restrepo (12)
100-199 Yards Receiving	Oct. 28, 2023 vs. No. 17 North Carolina Eric Singleton Jr. (117)	Dec. 22, 2023 by UCF Javon Baker (173)
200+ Yards Receiving	Oct. 4, 2008 vs. Duke, Demaryius Thomas (230)	Nov. 6, 2021 by Miami (Fla.), Charleston Rambo (210)
4+ Touchdowns Scored	Sept. 4, 2017 vs. No. 25/24 Tennessee (20T) TaQuon Marshall (5)	Sept. 4, 2017 by No. 25/24 Tennessee (20T) John Kelly (4)
3+ Touchdowns Rushing	Sept. 10, 2022 vs. Western Carolina, Dontae Smith (3)	Nov. 13, 2021 by Boston College, Phil Jurkovec (3)
3+ Touchdowns Receiving	Sept. 11, 2004 vs. Clemson, Calvin Johnson (3)	Nov. 29, 2008 by Georgia, Mohamed Massaquoi (3)
4+ Touchdowns Passing	Oct. 28, 2023 vs. No. 17 North Carolina, Haynes King (4)	Nov. 11, 2023 by Clemson, Cade Klubnik (4)
Rushing & Receiving TDs	Nov. 18, 2023 vs. Syracuse, Jamal Haynes (1/1)	Oct. 14, 2017 by No. 11/10 Miami, Travis Homer (1/1)
Rushing & Passing TDs	Nov. 18, 2023 vs. Syracuse, Haynes King (1/2)	Nov. 16, 2019 by Virginia Tech, Hendon Hooker (1/2)
Passing & Receiving TDs	Nov. 17, 2007 vs. North Carolina, Taylor Bennett (1/1)	Nov. 18, 2017 by Duke, Shaun Wilson (1/2)
3 Field Goals	Dec. 22, 2023 vs. UCF, Aidan Birr (3-of-3)	Sept. 1, 2023 by Louisville, Brock Travelstead (4-of-4)
4+ Field Goals	Oct. 1, 2022 at No. 24 Pitt, Gavin Stewart (4-of-4)	Sept. 1, 2023 by Louisville, Brock Travelstead (4-of-4)
5 Field Goal Attempts	Sept. 1, 2007 vs. Notre Dame, Travis Bell (5)	Oct. 30, 2021 by Virginia Tech, John Parker Romo (5)
Made a 50-yard Field Goal	Dec. 31, 2016 vs. Kentucky, Harrison Butker (52)	Nov. 26, 2022 by No. 1 Georgia, Jack Podlesny (50)
Attempted a 60-yard Field Goal	Sept. 4, 2021 vs. Northern Illinois Gavin Stewart (60/miss)	Nov. 17, 2007 by North Carolina Connor Barth (63/miss)
10+ Punts	Oct. 20, 2022 vs. Virginia, David Shanahan (10)	None recorded
60-69 yard Punt	Oct. 28, 2023 vs. No. 17 North Carolina, David Shanahan (61)	Nov. 19, 2022 by No. 13/11 North Carolina, Ben Kiernan (60)
70-yard+ Punt	Oct. 9, 2021 at Duke, David Shanahan (71)	Sept. 4, 2017 by No. 25/24 Tennessee (20T), Trevor Daniel (70)
100+ Punt Return Yards	Aug. 31, 2002 vs. Vanderbilt, Kelley Rhino (110)	None recorded
70-89 yard Punt Return	Sept. 10, 2009 vs. Clemson Jerrard Tarrant (85 TD)	Sept. 23, 2017 by Pittsburgh Quadree Henderson (80 TD)
Punt Return for a Touchdown	Sept. 10, 2009 vs. Clemson, Jerrard Tarrant	Nov. 5, 2022 by Virginia Tech, Tucker Holloway
90-yard+ Kickoff Return	Nov. 24, 2018 at No. 5 Georgia Juanyeh Thomas (100 TD)	Sept. 8, 2018 by USF Terrence Home (98 TD, 97 TD)
Kickoff Return for a Touchdown	Nov. 13, 2021 vs. Boston College Jahmyr Gibbs (98 TD)	Sept. 8, 2018 by USF Terrence Home (98 TD, 97 TD)
70-yard+ Interception Return	Aug. 31, 2013 vs. Elon, Tyler Marcordes (95)	Nov. 12, 2022 by Miami, Kamren Kinchens (99)
15+ Tackles	Nov. 5, 2022 at Virginia Tech, Charlie Thomas (16)	Oct. 13, 2018 by Duke, Joe Giles-Harris (15)
3.0+ Sacks	Sept. 23, 2023 at Wake Forest, Kyle Kennard (4.0)	Oct. 12, 2019 by Duke, Victor Dimukeje (3.0)
2+ Interceptions	Sept. 11, 2021 vs. Kennesaw State, Charlie Thomas (2)	Oct. 21, 2023 by Boston College, Elijah Jones (2)
2+ Fumble Recoveries	Oct. 5, 2018 at Louisville, Charlie Thomas (2)	Nov. 21, 2019 by NC State, Larrell Murchison (2)
2+ Forced Fumbles	Nov. 18, 2023 vs. Syracuse, Paul Moala (2)	Nov. 20, 2021 by No. 6 Notre Dame, Isaiah Foskey (2)

TWO PLAYERS

	GEORGIA TECH	OPPONENT
2 100-yard Rushers	Nov. 28, 2020 vs. Duke Jeff Sims (108) and Jordan Mason (105)	Oct. 21, 2023 by Boston College Kye Robichaux (165) and Thomas Castellanos (128)
2 100-yard Receivers	Sept. 10, 2005 vs. North Carolina Damarious Bilbo (131) and Calvin Johnson (114)	Oct. 2, 2021 by Pitt Jordan Addison (117) and Taysir mack (121)
100-yard Rusher & Receiver	Sept. 8, 2018 TaQuon Marshall (113) and Clinton Lynch (111)	Dec. 22, 2023 by UCF RJ Harvey (120) and Javon Baker (173)
250 Comb. Yards Rushing	Oct. 28, 2023 vs. No. 17 North Carolina Dontae Smith and Haynes King (268) / Jamal Haynes (258)	Oct. 21, 2023 Kye Robichaux and Thomas Castellanos (290)
250 Comb. Yards Receiving	Jan. 1, 2007 vs. West Virginia Calvin Johnson and James Johnson (254)	Oct. 23, 2021 by Virginia Dontayvion Wicks and Keytaon Thompson (257)
20 Comb. Receptions	Nov. 10, 2001 at Virginia Will Glover and Kerry Watkins (21)	Oct. 26, 2013 by Virginia Darius Jennings and Tim Smith (23)



LOUISVILLE GEORGIA TECH

39 34

Sept. 1, 2023 • Atlanta, Ga. • Mercedes-Benz Stadium Attendance: 36,101

SCOREBOARD table with columns 1, 2, 3, 4, FINAL and rows for LOUISVILLE and GEORGIA TECH.

FIRST QUARTER

12:13 UL - Travelstead,Bro 33 yd field goal, 5-12 1:30
0:21 UL - Travelstead,Bro 30 yd field goal, 10-79 4:26

SECOND QUARTER

11:50 GT - Brett Seither 2 yd pass from (Stewart, G. kick), 9-75 3:31
09:03 GT - Trey Cooley 1 yd run (Stewart, G. kick), 4-72 1:43
5:42 UL - Coleman Jr.,Kev 9 yd pass from Brown,Keith (Travelstead,Bro kick), 6-75 3:21
3:17 GT - Trey Cooley 23 yd run (Stewart, G. kick), 5-75 2:25
0:42 GT - Chase Lane 48 yd pass from (Stewart, G. kick), 3-65 1:12

THIRD QUARTER

8:19 UL - Travelstead,Bro 22 yd field goal, 13-68 6:34
4:41 UL - Thrash,Jamari 5 yd pass from Brown,Keith (Travelstead,Bro kick), 6-65 2:49

FOURTH QUARTER

8:08 UL - Thrash,Jamari 20 yd pass from Brown,Keith (Plummer,Jack kick failed), 7-80 2:58
3:41 UL - Jordan,Jawhar 74 yd run (Travelstead,Bro kick), 1-74 0:12
2:37 UL - Travelstead,Bro 38 yd field goal, 4-8 0:22
1:07 GT - Singleton Jr., E. 5 yd pass from (Haynes King run failed), 7-75 1:30

TEAM STATISTICS

Table with columns UL and GT for various statistics like First Downs, Rushes-Yards, Passing Yards, etc.

INDIVIDUAL STATISTICS

RUSHING: UL — Jordan,Jawhar 7-96; Plummer,Jack 9-51; Turner,Maurice 7-30; Guerendo,Isaac 6-27; Calloway,Jimmy 2-14; Huggins-Bruce,A 1-11; TEAM 2 (-)-2.

GT — Haynes King 10-53; Trey Cooley 9-52; Haynes, J 11-51; Smith, Don. 7-18; Dickens,Evan 1-1.

PASSING: UL — Plummer,Jack 18-31-1 247.

GT — Haynes King 19-32-1 313.

RECEIVING: UL — Thrash,Jamari 7-88; Coleman Jr.,Kev 3-66; Huggins-Bruce,A 3-18; Bell,Chris 2-40; Calloway,Jimmy 1-16; Guerendo,Isaac 1-13; Jordan,Jawhar 1-6.

GT — Rutherford, M. 5-85; Haynes, J 4-56; Chase Lane 3-69; Reed Jr., E. 2-34; Leary,Christian 2-27; Abdul Jannah 1-33; Benson, L. 1-7; Brett Seither 1-2.

INTERCEPTIONS: UL — King.

GT — None.

FUMBLE RECOVERIES: UL — Puryear.

GT — Powell-Lae.

FORCED FUMBLES: UL — Tell.

GT — K. Johnson.

TACKLES FOR LOSS: UL — Tell 1.0-10; Watts 1.0-1.

GT — None.

SACKS: UL — Tell 1.0-10.

GT — None.

S.C. STATE GEORGIA TECH

13 48

Sept. 9, 2023 • Atlanta, Ga. • Bobby Dodd Stadium Attendance: 31,452

SCOREBOARD table with columns 1, 2, 3, 4, FINAL and rows for SOUTH CAROLINA ST. and GEORGIA TECH.

FIRST QUARTER

12:28 GT - Haynes, J. 4 yd run (Stewart, G. kick), 4-15 1:38
8:22 GT - Dominick Blaylock 3 yd pass from (Stewart, G. kick), 7-60 2:28

SECOND QUARTER

8:30 GT - Eric Singleton, Jr. 40 yd pass from (Stewart, G. kick), 5-62 2:16
0:34 SCST - Fields,Kacy 1 yd run (Zimmerman,Gayn kick failed), 8-70 2:04
0:16 GT - Brett Seither 8 yd pass from (Stewart, G. kick), 2-75 0:18

THIRD QUARTER

14:42 GT - Trey Cooley 55 yd pass from (Birr,Aidan kick), 1-55 0:11
11:39 SCST - Washington,Andr 1 yd run (Zimmerman,Gayn kick), 6-75 3:03
9:22 GT - Birr,Aidan 30 yd field goal, 7-55 2:11
0:05 GT - Trey Cooley 15 yd run (Birr,Aidan kick), 9-74 2:56

FOURTH QUARTER

9:33 GT - Birr,Aidan 42 yd field goal, 8-35 3:42

TEAM STATISTICS

Table with columns SCST and GT for various statistics like First Downs, Rushes-Yards, Passing Yards, etc.

INDIVIDUAL STATISTICS

RUSHING: SCST — Howell,Jawarn 6-64; Washington,Andr 12-54; Shaw,Josh 7-32; Fields,Kacy 9-23; Smith,Tyler J. 4-18; Fields, Jr.,Cor 3-6; TEAM 1 (-)-1.

GT — Haynes, J 9-113; Trey Cooley 10-93; Smith, Don. 5-32; Dickens,Evan 6-29; Pyron,Zach 1-4; Haynes King 1-0; Christian Leary 1 (-)-3.

PASSING: SCST — Fields, Jr. Cor 9-15-1-91; Washington,Andr 0-2-0-0; Franklin II,Pro 1-2-0-4. GT — Haynes King 21-29-0-290; Pyron,Zach 3-5-1-20.

RECEIVING: SCST — Toney,Keshawn 4-29; Bailey,Richard 3-40; Smith,Jordan 2-22; Burgess,Shamont 1-4.

GT — Rutherford, M. 5-60; Dominick Blaylock 4-46; Eric Singleton, Jr. 3-69; Chase Lane 3-36; Christian Leary 3-27; Trey Cooley 2-61; Haynes, J 2-2; Brett Seither 1-8; Smith, Don. 1-1.

INTERCEPTIONS: SCST — Green, Jr.

GT — Kennard.

FUMBLE RECOVERIES: SCST — Evans.

GT — Kennard.

FORCED FUMBLES: SCST — None.

GT — Kennard.

TACKLES FOR LOSS: SCST — Austin 1.0-3; Burroughs 1.0-3; Kirskey 1.0-3; Doe 1.0-1; Godbolt 1.0-1; Brunson 1.0-1; Barber 0.5-1; Smith 0.5-0.

GT — Harris 1.0-4; Moala 1.0-2; Lockett 0.5-1; Kennard 0.5-0.

SACKS: SCST — None.

GT — None.



GEORGIA TECH 23 #17/19 OLE MISS 48

Sept. 16, 2023 • Oxford, Miss. • Vaught-Hemingway Stadium
Attendance: 64,150

SCOREBOARD	1	2	3	4	FINAL
GEORGIA TECH	0	3	7	13	23
OLE MISS	10	0	14	24	48

FIRST QUARTER

12:38 OM - Davis,Caden 47 yd field goal, 8-50 2:17
3:02 OM - Dart,Jaxson 1 yd run (Davis,Caden kick), 8-75 3:15

SECOND QUARTER

1:09 GT - Birr,Aidan 22 yd field goal, 17-90 8:26

THIRD QUARTER

9:45 OM - Bentley IV,Ulys 21 yd run (Davis,Caden kick), 5-71 2:19
6:00 OM - Dart,Jaxson 6 yd run (Davis,Caden kick), 5-28 1:38
2:07 GT - Haynes King 1 yd run (Birr,Aidan kick), 9-78 3:47

FOURTH QUARTER

10:31 GT - Eric Singleton, Jr. 15 yd pass from Haynes King (Birr,Aidan kick), 10-68 4:23
7:45 OM - Davis,Caden 45 yd field goal, 7-48 2:46
5:59 OM - Watkins,Jordan 68 yd pass from Dart,Jaxson (Davis,Caden kick), 2-68 0:41
3:40 OM - Judkins,Quinsho 1 yd run (Davis,Caden kick), 2-34 0:41
1:34 GT - Boyd, A. 14 yd pass from Haynes King (Brett Selthier pass failed), 9-75 2:06
0:49 OM - Jones,Matt 36 yd run (Davis,Caden kick), 2-50 0:44

TEAM STATISTICS

	GT	OM
First Downs	26	19
Rushes-Yards	47-167	37-299
Passing Yards	307	251
Pass Comp-Att-Int.	28-42-0	10-19-0
Total Offense	474	550
Fumbles-Lost	1-0	0-0
Penalties-Yards	0-0	5-40
Punts-Yards (Avg./Net)	2-78 (39.0/39.0)	1-41 (41.0/41.0)
Kickoffs-Yards (Avg./Net)	4-254 (63.5/39.2)	9-563 (62.6/39.2)
Punt Returns (No.-Yds.-TD)	0-0-0	0-0-0
Kickoff Returns (No.-Yds.-TD)	1-16-0	2-47-0
Interceptions (No.-Yds.-TD)	0-0-0	0-0-0
Fumble Returns (No.-Yds.-TD)	0-0-0	0-0-0
Time of Possession	39:17	20:43
Third-Down Conversions	11-of-20	5-of-10
Fourth-Down Conversions	2-of-5	1-of-2
Red-Zone Scores-Chances	4-5	3-4
Sacks By (No.-Yds.)	1-1	2-5
Field Goals	1-2	2-3
Points Off Turnovers	0	0

INDIVIDUAL STATISTICS

RUSHING: GT — Haynes, J. 19-72; Trey Cooley 13-51; Haynes King 14-42; Dickens,Evan 1-2.
OM — Dart,Jaxson 14-136; Judkins,Quinsho 13-78; Bentley IV,Ulys 6-61; Jones,Matt 1-36; Wade,Dayton 2-15; Sanders,Spencer 1-14.
PASSING: GT — Haynes King 28-41-0 307; Boyd, A. 0-1-0-0.
OM — Dart,Jaxson 10-18-0-251; Team 0-1-0-0.
RECEIVING: GT — Eric Singleton, Jr. 5-97; Christian Leary 5-64; Dominick Blaylock 4-31; Trey Cooley 4-8; Haynes, J. 3-28; Dyan Leonard 2-27; Rutherford, M. 2-17; Brett Selthier 1-16; Boyd, A. 1-14; Dickens,Evan 1-5.
OM — Watkins,Jordan 4-119; Wade,Dayton 3-86; Judkins,Quinsho 2-27; Williams,Ayden 1-19.
INTERCEPTIONS: GT — None.
OM — None.
FUMBLE RECOVERIES: GT — None.
OM — None.
FORCED FUMBLES: GT — None.
OM — None.
TACKLES FOR LOSS: GT — Moala 1.0-3; Kelly 1.0-1; Douse 1.0-1.
OM — Washington 2.0-11; Saunders Jr. 1.0-4; Prince 1.0-2; Ukwu 1.0-2; Young 1.0-2; Coleman 0.5-2; Jean-Baptiste 0.5-1.
SACKS: GT — Kelly 1.0-1.
OM — Ukwu 1.0-2; Coleman 0.5-2; Jean Baptiste 0.5-1.

GEORGIA TECH 30 WAKE FOREST 16

Sept. 23, 2023 • Winston-Salem, N.C. • Allegacy Stadium
Attendance: 32,528

SCOREBOARD	1	2	3	4	FINAL
GEORGIA TECH	7	13	0	10	30
WAKE FOREST	3	0	6	7	16

FIRST QUARTER

7:24 WF - Dennis,Matthew 25 yd field goal, 14-72 6:29
4:49 GT - Eric Singleton, Jr. 31 yd pass from Haynes King (Birr,Aidan kick)6-75 2:35

SECOND QUARTER

8:04 GT - Birr,Aidan 27 yd pass from Haynes King (Birr,Aidan kick), 7-83 3:09
3:07 GT - Birr,Aidan 25 yd field goal, 4-2 0:54
0:10 GT - Birr,Aidan 48 yd field goal, 5-7 2:21

THIRD QUARTER

10:26 WF - Claiborne,Demon 7 yd run (Dennis,Matthew kick failed), 12-75 4:34

FOURTH QUARTER

10:47 GT - Birr,Aidan 27 yd field goal, 7-22 3:54
5:26 WF - Grimes,Wesley 16 yd pass from Griffis,Mitch (Dennis,Matthew kick), 11-75 5:21
1:25 GT - Haynes, J. 26 yd run (Birr,Aidan kick), 4-68 0:53

TEAM STATISTICS

	GT	WF
First Downs	13	29
Rushes-Yards	32-158	52-224
Passing Yards	222	162
Pass Comp-Att-Int.	16-27-1	16-30-3
Total Offense	380	386
Fumbles-Lost	0-0	4-2
Penalties-Yards	14-142	2-64
Punts-Yards (Avg./Net)	4-185 (46.2/42.0)	2-64 (32.0/32.0)
Kickoffs-Yards (Avg./Net)	7-451 (64.4/41.7)	4-259 (64.8/42.8)
Punt Returns (No.-Yds.-TD)	0-0-0	1-(-3)-0
Kickoff Returns (No.-Yds.-TD)	2-38-0	2-44-0
Interceptions (No.-Yds.-TD)	3-37-0	1-13-0
Fumble Returns (No.-Yds.-TD)	1-6-0	0-0-0
Time of Possession	28:01	31:59
Third-Down Conversions	7-of-15	7-of-14
Fourth-Down Conversions	0-of-1	1-of-3
Red-Zone Scores-Chances	2-2	3-3
Sacks By (No.-Yds.)	8-36	0-0
Field Goals	2-2	1-3
Points Off Turnovers	10	0

INDIVIDUAL STATISTICS

RUSHING: GT — Haynes, J. 18-95; Haynes King 6-53; Trey Cooley 7-12; TEAM 1-(-2).
WF — Ellison,Justice 18-137; Griffis,Mitch 20-44; Claiborne,Demon 13-42; Carney,Iate 1-2.
PASSING: GT — Haynes King 16-27-1 222
WF — Griffis,Mitch 16-30-3 162
RECEIVING: GT — Eric Singleton, Jr. 4-50; Abdul Jannah 2-47; Haynes, J. 2-13; Dominick Blaylock 2-11; Trey Cooley 2-8; Benson, L. 1-38; Boyd, A. 1-31; Christian Leary 1-14; Dyan Leonard 1-10.
WF — Morin,Taylor 6-63; Banks,Jahmal 6-53; Grimes,Wesley 2-27; Williams,Ke'Sha 1-11; Ellison,Justice 1-8.
INTERCEPTIONS: GT — J. King (2); K. Johnson.
WF — D. Jones.
FUMBLE RECOVERIES: GT — Biggers; Alexander.
WF — None.
FORCED FUMBLES: GT — Kennard; White, Jr.; Wallace.
WF — None.
TACKLES FOR LOSS: GT — Kennard 4.0-17; White, Jr. 1.5-5; Moala 1.0-8; Wallace 1.0-5; Biggers 1.0-3; Scott 0.5-2; Moore 0.5-1; Lockett 0.5-1.
WF — Pointer 1.5-3; Ganius 1.0-2; Slocum 1.0-2; Davis 0.5-1; Hazen 0.5-1; Garnes 0.5-1.
SACKS: GT — Kennard 4.0-17; White, Jr. 1.5-5; Moala 1.0-8; Wallace 1.0-5; Biggers 0.5-1.
WF — None.



BOWLING GREEN
GEORGIA TECH

38
27

Sept. 30, 2023 • Atlanta, Ga. • Bobby Dodd Stadium
Attendance: 30,097

SCOREBOARD table with columns for team, 1, 2, 3, 4, and FINAL scores.

FIRST QUARTER

14:43 GT - Eric Singleton, Jr. 53 yd pass from (Bir,Aidan kick), 1-53 0:08
9:40 GT - Christian Leary 11 yd pass from (Bir,Aidan kick), 5-71 1:55
4:16 BG - Orth,Camden 1 yd run (Anaya,Alan kick), 10-75 5:24

SECOND QUARTER

2:37 BG - Hogan,Finn 14 yd pass from (Anaya,Alan kick), 10-40 4:42
8:27 BG - Anaya,Alan 40 yd field goal, 11-42 5:29

THIRD QUARTER

11:33 BG - Bazalak,Connor 1 yd run (Anaya,Alan kick), 7-75 3:27
3:13 BG - Stewart,Terion 6 yd run (Anaya,Alan kick), 10-86 5:06
2:28 BG - Jones Jr.,Desha 45 yd INT: (Anaya,Alan kick), 2-19 0:39
0:25 GT - Dominick Blaylock 15 yd pass from (Haynes King kick failed), 8-81 1:58

FOURTH QUARTER

1:35 GT - Abdul Jannah 16 yd pass from (Bir,Aidan kick), 10-65 2:26

TEAM STATISTICS

Table comparing Bowling Green and Georgia Tech statistics: First Downs, Rushes-Yards, Passing Yards, etc.

INDIVIDUAL STATISTICS

RUSHING: BG — Stewart, Terion 26-138; Keith, Ta'ron 4-20; Orth, Camden 4-14; Patterson, Jaiso 2-7; Ibrahim, Abdul-F 1-1; Bazalak, Connor 4-minus 1; TEAM 4(-4).
GT — Haynes, J 8-45; Haynes King 10-28; Trey Cooley 2-3; TEAM 1(-7).
PASSING: BG — Bazalak, Connor 21-32-0 263; Orth, Camden 0-1-0-0.
GT — Haynes King 23-37-2 348
RECEIVING: BG — Hogan, Finn 6-102; Keith, Ta'ron 4-45; Osborne, Austin 4-34; Ibrahim, Abdul-F 2-25; Hillare, Odieu 2-20; Bench, Andrew 2-10; Stewart, Terion 1-27.
GT — Rutherford, M. 7-131; Dominick Blaylock 6-67; Eric Singleton, Jr. 4-85; Abdul Jannah 1-16; Smith, Don. 1-15; Dylan Leonard 1-15; Haynes, J 1-13; Christian Leary 1-11; Trey Cooley 1-minus 5.
INTERCEPTIONS: BG — Jones, Jr.; Otadokun.
GT — None.
FUMBLE RECOVERIES: BG — Hogan.
GT — None.
FORCED FUMBLES: BG — None.
GT — None.
TACKLES FOR LOSS: BG — Anders 2-0-4; Davis 1-0-8; Otadokun 1-0-5; Wilson 1-0-3.
GT — Kelly 1-5-7; Biggers 1-5-6; Harris 1-0-8; Kennard 1-0-4; Moala 1-0-2; Daniels 1-0-2; Lockett 0-5-1; Robinson 0-5-1.
SACKS: BG — Davis 1-0-18; Roberts 1-0-4; Wilson 1-0-3.
GT — None; Harris 1-0-8; Kelly 0-5-5; Biggers 0-5-5.

GEORGIA TECH
#17 MIAMI (FLA.)

23
20

Oct. 7, 2023 • Miami Gardens, Fla. • Hard Rock Stadium
Attendance: 58,045

SCOREBOARD table with columns for team, 1, 2, 3, 4, and FINAL scores.

SECOND QUARTER

0:00 MIA - Borregales,Andr 30 yd field goal, 12-65 1:22

THIRD QUARTER

6:37 MIA - Williams,Riley 22 yd pass from Campbell,Jason (Borregales,Andr kick), 8-50 3:59
3:19 GT - Haynes King 6 yd run, 8-75 3:18
1:09 GT - Haynes, J. 4 yd run (Bir,Aidan kick), 4-26 1:26

FOURTH QUARTER

12:11 GT - Bir,Aidan 27 yd field goal, 4-6 2:03
9:55 MIA - Parrish Jr.,Hen 3 yd run, 5-75 2:16
6:23 MIA - Borregales,Andr 39 yd field goal, 4-7 1:59
0:01 GT - Christian Leary 44 yd pass from, 4-74 0:25

TEAM STATISTICS

Table comparing Georgia Tech and Miami statistics: First Downs, Rushes-Yards, Passing Yards, etc.

INDIVIDUAL STATISTICS

RUSHING: GT — Haynes King 10-46; Haynes, J 7-33; Trey Cooley 9-24; Pyron,Zach 1(-4).
MIA — Chaney, Jr.,Don 24-106; Parrish Jr.,Hen 17-48; Allen,Ajay 3-11; Smith,Brashard 1-4; Van Dyke,Tyler 2(-4).
PASSING: GT — Haynes King 12-25-2 151. TEAM 0-1-0-0.
MIA — Van Dyke, Tyler 24-36-3 288.
RECEIVING: GT — Rutherford, M. 3-33; Benson, L. 3-11; Eric Singleton, Jr. 2-20; Christian Leary 1-44; Dominick Blaylock 1-34; Abdul Jannah 1-8; Boyd, A. 1-1.
MIA — Restrepo,Xavier 12-123; Young,Cobbie 4-56; George,Jacoby 2-45; Parrish Jr.,Hen 2-6; Williams,Riley 1-22; Harrell,Tyler 1-10; Smith,Brashard 1-9; Johnson Jr.,Chr 1-2; Van Dyke,Tyler 0-15.
INTERCEPTIONS: GT — J. King, Brooks; Hanvey.
MIA — Williams; Mauigoa.
FUMBLE RECOVERIES: GT — Sims; Kennard.
MIA — None.
FORCED FUMBLES: GT — Moala; Wallace.
MIA — Mauigoa.
TACKLES FOR LOSS: GT — Moala 1-5-10; King 1-0-3; Lockett 1-0-2; Scott 0-5-1; Sims 0-5-1.
MIA — Mauigoa 1-5-4; Deen 1-5-3; Harrison-Hurte 1-0-4; Bain 0-5-3; Cloyd 0-5-1.
SACKS: GT — Moala 1-0-9.
MIA — Deen 0-5-2; Bain 0-5-3.

BOSTON COLLEGE GEORGIA TECH

**38
23**

Oct. 21, 2023 • Atlanta, Ga. • Bobby Dodd Stadium
Attendance: 35,656

SCOREBOARD	1	2	3	4	FINAL
BOSTON COLLEGE	10	7	0	21	38
GEORGIA TECH	7	3	13	0	23

FIRST QUARTER

8:51 BC - Connor,Liam 24 yd field goal, 7-82 2:11
3:49 GT - Haynes, J. 16 yd run (Bir,Aidan kick), 10-69 4:56
1:42 BC - Jackson,Amari 30 yd INT: INT: (Connor,Liam kick), 3-2 0:35

SECOND QUARTER

6:02 GT - Bir,Aidan 46 yd field goal, 10-61 4:22
0:52 BC - Castellanos,Tho 12 yd run (Connor,Liam kick), 13-74 5:10

THIRD QUARTER

12:06 GT - Haynes King 71 yd run (Bir,Aidan kick), 3-80 1:18
2:08 GT - Boyd, A. 19 yd pass from (Bir,Aidan kick failed), 8-89 3:26

FOURTH QUARTER

14:24 BC - Robichaux,Kye 2 yd run (Connor,Liam kick), 6-72 2:38
8:44 BC - Castellanos,Tho 43 yd run (Connor,Liam kick), 7-72 3:09
7:24 BC - Robichaux,Kye 3 yd run (Connor,Liam kick), 2-60 0:30

TEAM STATISTICS

	UNC.	GT
First Downs	24	23
Rushes-Yards	43-308	35-248
Passing Yards	255	204
Pass Comp-Att-Int.	17-29-1	14-32-3
Total Offense	563	452
Fumbles-Lost	2-0	2-0
Penalties-Yards	5-50	5-35
Punts-Yards (Avg./Net)	4-153 (38.2/38.2)	5-217 (43.4/36.6)
Kickoffs-Yards (Avg./Net)	7-434 (62.0/38.9)	5-316 (63.2/39.4)
Punt Returns (No.-Yds.-TD)	1-14-0	0-0-0
Kickoff Returns (No.-Yds.-TD)	1-19-0	8-87-0
Interceptions (No.-Yds.-TD)	3-36-1	1-0-0
Fumble Returns (No.-Yds.-TD)	0-0-0	0-0-0
Time of Possession	33:48	26:12
Third-Down Conversions	5-of-13	3-of-11
Fourth-Down Conversions	2-of-2	1-of-1
Red-Zone Scores-Chances	4-4	2-2
Sacks By (No.-Yds.)	0-0	0-0
Field Goals	1-2	1-1
Points Off Turnovers	14	7

INDIVIDUAL STATISTICS

RUSHING: BC — Robichaux,Kye 21-165; Castellanos,Tho 13-128; Broome,Alex 7-14; Johnson,Nate 1-3; TEAM 1 (-2).

GT — Haynes King 10-150; Haynes, J. 12-56; Trey Cooley 12-31; Smith, Don. 1-11.

PASSING: BC — Castellanos,Tho 17-29-1 255.

GT — Haynes King 14-32-3 204.

RECEIVING: BC — Bond,Lewis 5-72; Robichaux,Kye 3-54; Tomlin,Dino 3-35; Franklin,Jeremi 2-35; Takacs,George 1-27; Johnson,Taji 1-19; Williams,Jaden 1-10; Griffin,Joe 1-3.

GT — Christian Leary 4-54; Rutherford, M. 3-43; Dylan Leonard 2-22; Dominick Blaylock 2-19; Trey Cooley 1-37; Boyd, A. 1-19; Haynes, J. 1-10.

INTERCEPTIONS: BC — Jones (2), Jackson

GT — Harvey.

FUMBLE RECOVERIES: BC — Hogan.

GT — None.

FORCED FUMBLES: BC — Ezeiruaku.

GT — Scott.

TACKLES FOR LOSS: BC — Okpala 1.0-3; Ezeiruaku 1.0-2; Pupel 1.0-1; Horsley 0.5-1; Rooks 0.5-0.

GT — Moala 1.0-1; Brooks 0.5-1; Wallace 0.5-1.

SACKS: BC — None.

GT — None.

#17 NORTH CAROLINA GEORGIA TECH

**42
46**

Oct. 28, 2023 • Atlanta, Ga. • Bobby Dodd Stadium
Attendance: 35,945

SCOREBOARD	1	2	3	4	FINAL
NORTH CAROLINA	14	14	7	7	42
GEORGIA TECH	0	24	0	22	46

FIRST QUARTER

9:31 UNC - Nesbit,Bryson 14 yd pass from (Burnette,Noah kick), 9-75 3:02
4:30 UNC - Hampton,Omarion 17 yd run (Burnette,Noah kick), 6-46 2:10

SECOND QUARTER

11:32 GT - Rutherford, M. 42 yd pass from (Bir,Aidan kick), 5-69 1:25
9:24 UNC - Brooks,British 7 yd run (Burnette,Noah kick), 6-75 2:08
6:53 GT - Brett Seither 35 yd pass from (Bir,Aidan kick), 6-75 2:31
2:46 GT - Rutherford, M. 14 yd pass from (Bir,Aidan kick), 8-86 3:05
0:45 UNC - Hampton,Omarion 3 yd run (Burnette,Noah kick), 8-75 2:01
0:00 GT - Bir,Aidan 40 yd field goal, 8-52 0:45

THIRD QUARTER

6:03 UNC - Maye,Drake 14 yd run (Burnette,Noah kick), 13-85 6:49

FOURTH QUARTER

12:02 GT - Haynes, J. 4 yd run (Haynes King to Malik Rutherford), 9-88 2:50
11:13 UNC - Chapman,Tychaun 35 yd pass from (Burnette,Noah kick), 2-38 0:39
10:40 GT - Smith, Don. 70 yd run (Bir,Aidan kick), 2-75 0:33
4:28 GT - Brett Seither 5 yd pass from (Bir,Aidan kick), 6-79 2:32

TEAM STATISTICS

	UNC.	GT
First Downs	25	29
Rushes-Yards	47-267	48-348
Passing Yards	310	287
Pass Comp-Att-Int.	17-25-0	23-30-1
Total Offense	577	635
Fumbles-Lost	1-1	0-0
Penalties-Yards	8-65	3-19
Punts-Yards (Avg./Net)	4-150 (65.0/40.0)	2-97 (48.5/48.5)
Kickoffs-Yards (Avg./Net)	7-455 (65.0/40.0)	7-438 (62.6/34.3)
Punt Returns (No.-Yds.-TD)	0-0-0	0-0-0
Kickoff Returns (No.-Yds.-TD)	2-73-0	0-0-0
Interceptions (No.-Yds.-TD)	1-0-0	0-0-0
Fumble Returns (No.-Yds.-TD)	0-0-0	0-0-0
Time of Possession	32:04	27:56
Third-Down Conversions	9-of-15	8-of-13
Fourth-Down Conversions	0-of-0	1-of-3
Red-Zone Scores-Chances	5-5	4-4
Sacks By (No.-Yds.)	0-0	2-2
Field Goals	0-1	1-1
Points Off Turnovers	7	0

INDIVIDUAL STATISTICS

RUSHING: UNC — Hampton,Omarion 29-153; Maye,Drake 10-58; Brooks,British 8-56.

GT — Smith, Don. 22-178; Haynes King 8-90; Haynes, J. 14-80; Trey Cooley 2-8; TEAM 2 (-8).

PASSING: UNC — Maye,Drake 17-25-0 310.

GT — Haynes King 23-30-1 287.

RECEIVING: UNC — North Carolina-Hampton,Omarion 4-41; Nesbit,Bryson 3-89; Walker,Devontez 3-76; Jones,J.J. 3-39; Chapman,Tychaun 1-35; Copenhagen,John 1-22; Morales,Kamari 1-6;

McCollum,Nate 1-2.

GT — Eric Singleton, Jr. 8-117; Rutherford, M. 6-83; Brett Seither 2-40; Christian Leary 2-21; Dylan Leonard

1-9; Boyd, A. 1-8; Trey Cooley 1-6; Haynes, J. 1-3; Chase Lane 1-0.

INTERCEPTIONS: UNC — Jones (2); Jackson

GT — Harvey.

FUMBLE RECOVERIES: UNC — Chapman.

GT — Wallace.

FORCED FUMBLES: UNC — None.

GT — Harvey.

TACKLES FOR LOSS: UNC — Evans 1.0-4; Echols 1.0-1.

GT — Tatum 1.0-2; Kennard 1.0-1; Douse 1.0-1.

SACKS: UNC — None.

GT — Douse 1.0-1; Kennard 1.0-1.



GEORGIA TECH VIRGINIA

Nov. 4, 2023 • Charlottesville, Va. • Scott Stadium
Attendance: 42,606

**45
17**

SCOREBOARD	1	2	3	4	FINAL
GEORGIA TECH	3	21	7	14	45
VIRGINIA	7	3	0	7	17

FIRST QUARTER

8:30 UVA - Rawlings,Joshua 9 yd pass from (Bettridge,Will kick), 8-70 2:51
5:26 GT - Birr,Aidan 41 yd field goal, 9-33 3:04

SECOND QUARTER

8:42 GT - Haynes King 2 yd run (Birr,Aidan kick), 16-69 6:18
2:24 GT - Haynes King 34 yd run (Birr,Aidan kick), 5-48 2:06
0:28 GT - Smith, Don. 33 yd run (Birr,Aidan kick), 5-70 1:04
0:00 UVA - Bettridge,Will 39 yd field goal, 3-53 0:28

THIRD QUARTER

12:41 GT - Eric Singleton, Jr. 58 yd pass from (Birr,Aidan kick), 5-75 2:19

FOURTH QUARTER

10:57 GT - Smith, Don. 10 yd run (Birr,Aidan kick), 5-61 2:27
8:47 UVA - Paca,Kobe 8 yd pass from (Bettridge,Will kick), 7-75 2:10
7:56 GT - Haynes, J. 43 yd run (Birr,Aidan kick), 2-44 0:51

TEAM STATISTICS

	GT	UVA
First Downs	29	23
Rushes-Yards	44-305	29-119
Passing Yards	209	232
Pass Comp-Att-Int	24-33-0	23-40-2
Total Offense	514	351
Fumbles-Lost	0-0	1-1
Penalties-Yards	8-85	4-38
Punts-Yards (Avg./Net)	5-221 (44.2/37.8)	4-185 (46.2/40.5)
Kickoffs-Yards (Avg./Net)	8-482 (60.2/35.6)	2-124 (62.0/31.0)
Punt Returns (No.-Yds.-TD)	1-23-0	2-12-0
Kickoff Returns (No.-Yds.-TD)	1-22-0	4-97-0
Interceptions (No.-Yds.-TD)	2-11-0	0-0-0
Fumble Returns (No.-Yds.-TD)	0-0-0	0-0-0
Time of Possession	34:09	25:51
Third-Down Conversions	8-of-15	3-of-12
Fourth-Down Conversions	1-of-1	1-of-2
Red-Zone Scores-Chances	2-2	2-3
Sacks By (No.-Yds.)	2-11	1-1
Field Goals	1-1	1-2
Points Off Turnovers	0	0

INDIVIDUAL STATISTICS

RUSHING: GT — Haynes, J. 17-119; Haynes King 7-83; Smith, Don. 15-78; Dickens,Evan 3-15; Pylon,Zach 2-10.
UVA — Colandrea Antho 7-33; Jones,Perris 9-26; Paca,Kobe 6-26; Hollins,Mike 5-25; Muskett,Tony 1-6; Foston,Amaad 1-3.

PASSING: GT — Haynes King 23-30-0 208; Pylon,Zach 1-3-0 1.
UVA — Colandrea Antho 21-37-1 200; Muskett, Tony 1-2-1 11; Brosterhaus,Gay 1-1-0 21.

RECEIVING: GT — Eric Singleton, Jr. 5-80; Smith, Don. 3-35; Dominick Blaylock 3-22; Dylan Leonard 3-17; Rutherford, M. 3-16; Haynes, J. 3-7; Abdul Jannah 1-18; Brett Sether 1-7; Benson, L. 1-6; Christian Leary 1-1.
UVA — Washington,Mail 11-109; Fields,Malachi 5-65; Paca,Kobe 3-16; Wilson,JR 2-19; Harrison,Suderi 1-14; Rawlings,Joshua 1-9.

INTERCEPTIONS: GT — Sims, J. King.
UVA — None.

FUMBLE RECOVERIES: GT — J. King.
UVA — None.

FORCED FUMBLES: GT — Johnson.
UVA — None.

TACKLES FOR LOSS: GT — Kennard 1.0-7; Sims 1.0-5; Douse 1.0-4; Biggers 1.0-2; Tatum 1.0-2; Kelly 1.0-1.
UVA — Faumuli 2.5-5; Bennett 1.5-2; Akere 1.0-2; King 1.0-1; Smiley 1.0-1; Buchanan 0.5-1; Carter 0.5-0.

SACKS: GT — Kennard 1.0-8; Douse 1.0-4.
UVA — Smiley 1.0-1.

GEORGIA TECH CLEMSON

Nov. 11, 2023 • Clemson, S.C. • Memorial Stadium
Attendance: 81,426

**21
42**

SCOREBOARD	1	2	3	4	FINAL
GEORGIA TECH	7	0	0	14	21
CLEMSON	0	21	7	14	42

FIRST QUARTER

6:36 GT - Haynes King 4 yd run (Birr,Aidan kick), 4-25 2:12

SECOND QUARTER

11:45 CLEM - Collins,Beaux 5 yd pass from (Waltz,Jonathan kick), 18-75 9:51
7:17 CLEM - Brown,Tyler 3 yd pass from (Waltz,Jonathan kick), 8-42 3:12
1:09 CLEM - Shipley,Will 32 yd run (Waltz,Jonathan kick), 9-92 4:10

THIRD QUARTER

7:05 CLEM - Brinningstool,Ja 5 yd pass from (Waltz,Jonathan kick), 7-52 3:33

FOURTH QUARTER

14:22 CLEM - Sapp,Josh 13 yd pass from (Waltz,Jonathan kick), 5-31 0:33
12:46 CLEM - Lewis,Shelton 46 yd INT: INT: (Waltz,Jonathan kick), 8-11 1:36
10:11 GT - Smith, Don. 32 yd pass from (Birr,Aidan kick), 7-75 2:35
1:49 GT - Dylan Leonard 4 yd pass from (Birr,Aidan kick), 14-67 4:12

TEAM STATISTICS

	GT	CLEM
First Downs	13	25
Rushes-Yards	33-117	44-260
Passing Yards	137	205
Pass Comp-Att-Int	14-32-4	23-37-1
Total Offense	254	465
Fumbles-Lost	0-0	0-0
Penalties-Yards	4-38	6-69
Punts-Yards (Avg./Net)	6-219 (36.5/37.0)	3-118 (39.3/32.7)
Kickoffs-Yards (Avg./Net)	2-130 (65.0/40.0)	7-455 (65.0/40.0)
Punt Returns (No.-Yds.-TD)	0-0-0	0-0-0
Kickoff Returns (No.-Yds.-TD)	0-0-0	2-7-0
Interceptions (No.-Yds.-TD)	1-0-0	0-0-0
Fumble Returns (No.-Yds.-TD)	0-0-0	4-50-1
Time of Possession	23:06	36:52
Third-Down Conversions	6-of-16	7-of-16
Fourth-Down Conversions	2-of-3	4-of-6
Red-Zone Scores-Chances	2-2	4-4
Sacks By (No.-Yds.)	2-11	4-23
Field Goals	0-0	0-1
Points Off Turnovers	0	14

INDIVIDUAL STATISTICS

RUSHING: GT — Haynes, J. 15-104; Smith, Don. 7-16; Haynes King 11-(-3).
CLEM — Mafah,Phil 17-96; Shipley,Will 11-77; Thomas,Dominiqu 4-26; Adams Jr.,Keith 4-21; Klubnik,Cade 6-20; Helms,Hunter 1-16; Swanson,Aidan 1-4.

PASSING: GT — Haynes King 13-31-4 129; Eric Singleton, Jr. 1-1-0 8.
CLEM — Klubnik,Cade 23-34-1 205; Helms,Hunter 0-2-0 0; Mafah,Phil 0-1-0 0.

RECEIVING: GT — Eric Singleton, Jr. 5-28; Christian Leary 2-41; Smith, Don. 2-30; Dylan Leonard 2-22; Benson, L. 1-12; Boyd, A. 1-8; Rutherford, M. 1-(-4).
CLEM — Brown,Tyler 7-41; Collins,Beaux 5-65; Brinningstool,Ja 4-27; Shipley,Will 3-30; Sapp,Josh 2-17; Mafah,Phil 1-19; Randall,Adam 1-6.

INTERCEPTIONS: GT — J. King.
CLEM — Lewis, Barnes; Terrell; Griffin

FUMBLE RECOVERIES: GT — None.
CLEM — None.
FORCED FUMBLES: GT — None.
CLEM — None.

TACKLES FOR LOSS: GT — Kelly 1.5-7; Efford 1.0-9; Kennard 1.0-3; White Jr. 1.0-2; Oliver 1.0-1; Moala 0.5-1; Powell-Lee 0.5-1.
CLEM — Trotter 2.0-12; Barnes 2.0-7; Capehart 1.0-8; McCloud 1.0-5; Mascoll 1.0-3; Woodaz 1.0-3; Crayton 1.0-2; Woods 1.0-1; Davis 0.5-0; Mickens 0.5-1.

SACKS: GT — Efford 1.0-9; White, Jr. 1.0-2.
CLEM — Trotter 1.0-9; Capehart 1.0-9; Woodaz 1.0-3; Mascoll 1.0-3.



SYRACUSE GEORGIA TECH

Nov. 18, 2023 • Atlanta, Ga. • Bobby Dodd Stadium
Attendance: 33,332

22 31

SCOREBOARD	1	2	3	4	FINAL
SYRACUSE	3	0	13	6	22
GEORGIA TECH	7	10	7	7	31

FIRST QUARTER

9:39 GT - Haynes, J. 15 yd pass from (Birr,Aidan Kick) 10-75 5:21
1:10 SYR - Denaburg,Brady 44 yd field goal, 15-36 8:21

SECOND QUARTER

7:41 GT - Dominick Blaylock 53 yd pass from (Birr,Aidan kick), 5-68 1:44
0:13 GT - Birr,Aidan 22 yd field goal, 10-62 4:33

THIRD QUARTER

14:43 GT - Haynes, J. 30 yd run (Birr,Aidan kick), 1-30 0:06
10:07 SYR - Villari,Dan 4 yd run (Denaburg,Brady kick), 8-71 4:36

FOURTH QUARTER

7:41 SYR - Allen,LeQuint 2 yd run (Allen,LeQuint kick failed), 6-65 2:59
2:22 GT - Haynes King 19 yd run (Birr,Aidan kick), 9-75 5:19
3:51 SYR - Allen,LeQuint 1 yd run, 5-18 2:05

TEAM STATISTICS

	SYR	GT
First Downs	15	23
Rushes-Yards	42-206	37-206
Passing Yards	53	138
Pass Comp-Att-Int	15-16-1	16-20-1
Total Offense	259	344
Fumbles-Lost	2-1	1-1
Penalties-Yards	12-85	3-35
Punts-Yards (Avg./Net)	3-125 (41.7/41.7)	4-157 (39.2/26.0)
Kickoffs-Yards (Avg./Net)	5-283 (56.6/37.6)	6-383 (63.8/38.7)
Punt Returns (No.-Yds.-TD)	1-53-0	1-0-0
Kickoff Returns (No.-Yds.-TD)	5-135-0	1-20-0
Interceptions (No.-Yds.-TD)	1-6-0	1-0-0
Fumble Returns (No.-Yds.-TD)	0-0-0	0-0-0
Time of Possession	31:03	28:57
Third-Down Conversions	1-of-10	3-of-9
Fourth-Down Conversions	2-of-3	0-of-0
Red-Zone Scores-Chances	4-4	3-4
Sacks By (No.-Yds.)	1-6	0-0
Field Goals	1-2	1-1
Points Off Turnovers	0	7

INDIVIDUAL STATISTICS

RUSHING: SYR — Allen,LeQuint 27-120; Villari,Dan 12-81; Price,Juwuan 1-4; Shrader,Garrett 1-2; TEAM 1(-1).
GT — Haynes King 11-82; Haynes, J. 11-82; Smith, Don. 12-38; Pyron,Zach 1-3; Rutherford, M. 1-2; TEAM 1(-1).

PASSING: SYR — Villari,Dan 14-14-0 59; Davis,Braden 1-1-0 (-6); MacPhail,Luke 0-1-1 0.
GT — Haynes King 16-20-1 138.

RECEIVING: SYR — Allen,LeQuint 8-21; Davis,Braden 2-6; Brown,Donovan 2-4; Alford,Damien 1-12; Gill Jr.,Darrel 1-6; Daniels,Ike 1-4.
GT — Eric Singleton, Jr. 5-30; Rutherford, M. 3-14; Christian Leary 3-5; Dominick Blaylock 2-68; Haynes, J. 2-17; Smith, Don. 1-4.

INTERCEPTIONS: SYR — Johnson.
GT — Eftord.

FUMBLE RECOVERIES: SYR — Okechukwu.
GT — Cruz.

FORCED FUMBLES: SYR — Wax.
GT — Moala (2).

TACKLES FOR LOSS: SYR — Clark 1.0-8; Okechukwu 1.0-7; Lowery 1.0-1.
GT — Oliver 2.0-7; Tatum 1.0-2; Kernard 1.0-1.

SACKS: SYR — Okechukwu 1.0-6.
GT — None.

#1/1 GEORGIA GEORGIA TECH

Nov. 25, 2023 • Atlanta, Ga. • Bobby Dodd Stadium
Attendance: 51,447

31 23

SCOREBOARD	1	2	3	4	FINAL
GEORGIA	7	14	10	0	31
GEORGIA TECH	10	3	0	10	23

FIRST QUARTER

11:35 GT - Haynes King 9 yd run (Birr,Aidan kick), 4-37 2:07
7:23 UGA - Lovett,Dominic 29 yd pass from (Woodring,Peyton kick), 9-83 4:09
0:35 GT - Birr,Aidan 25 yd field goal, 11-67 6:48

SECOND QUARTER

12:40 UGA - Milton,Kendall 3 yd run (Woodring,Peyton kick), 7-75 2:55
6:06 GT - Birr,Aidan 45 yd field goal, 12-47 6:34
1:13 UGA - Edwards,Dajun 3 yd run, 11-64 4:46

THIRD QUARTER

5:15 UGA - Woodring,Peyton 39 yd field goal, 10-65 5:45
0:31 UGA - Milton,Kendall 4 yd run (Woodring,Peyton kick), 5-55 2:25

FOURTH QUARTER

12:13 GT - Birr,Aidan 40 yd field goal, 6-52 3:18
3:46 GT - Haynes King 5 yd run (Birr,Aidan kick), 10-80 4:38

TEAM STATISTICS

	UGA	GT
First Downs	24	22
Rushes-Yards	39-262	44-205
Passing Yards	175	158
Pass Comp-Att-Int	13-20-1	11-21-0
Total Offense	437	363
Fumbles-Lost	2-1	2-0
Penalties-Yards	6-60	3-15
Punts-Yards (Avg./Net)	1-41 (41.0/41.0)	2-84 (42.0/41.0)
Kickoffs-Yards (Avg./Net)	6-390 (65.0/40.0)	5-276 (55.2/31.0)
Punt Returns (No.-Yds.-TD)	1-2-0	0-0-0
Kickoff Returns (No.-Yds.-TD)	4-115-0	0-0-0
Interceptions (No.-Yds.-TD)	0-0-0	1-0-0
Fumble Returns (No.-Yds.-TD)	0-0-0	1-2-0
Time of Possession	29:15	30:45
Third-Down Conversions	4-of-8	2-of-11
Fourth-Down Conversions	0-of-0	2-of-3
Red-Zone Scores-Chances	4-6	5-5
Sacks By (No.-Yds.)	2-18	0-0
Field Goals	1-1	3-4
Points Off Turnovers	0	14

INDIVIDUAL STATISTICS

RUSHING: UGA — Milton,Kendall 18-156; Edwards,Dajun 13-55; Bell,Dillon 1-29; Beck,Carson 4-24; TEAM 3(-2).
GT — Haynes, J. 15-81; Smith, Don. 15-68; Haynes King 10-24; Rutherford, M. 2-15; Eric Singleton, Jr. 1-9; Pyron,Zach 1-8.

PASSING: UGA — Beck,Carson 13-20-1 175.
GT — Haynes King 11-20-0 158; TEAM 0-1-0 0.

RECEIVING: UGA — Lovett,Dominic 5-68; Bell,Dillon 3-37; Edwards,Dajun 2-31; Smith,Arian 2-23; Delp,Oscar 1-16.
GT — Eric Singleton, Jr. 4-96; Rutherford, M. 3-20; Brett Seither 1-28; Benson, L. 1-7; Dylan Leonard 1-5; Haynes, J. 1-2.

INTERCEPTIONS: UGA — None.
GT — Wallace.

FUMBLE RECOVERIES: UGA — None.
GT — Johnson.

FORCED FUMBLES: UGA — None.
GT — Douse.

TACKLES FOR LOSS: UGA — Jones, Jr. 1.0-13; Miller 1.0-5; Brinson 1.0-1; Smith 1.0-1.
GT — Kernard 1.5-2; Moala 1.0-1; Tatum 1.0-1; Scott 0.5-2.

SACKS: UGA — Jones Jr. 1.0-13; Miller 1.0-5.
GT — None.



GEORGIA TECH UCF

30 17

Dec. 22, 2023 • Tampa, Fla. • Raymond James Stadium

Attendance: 30,281

SCOREBOARD	1	2	3	4	FINAL
GEORGIA TECH	0	17	3	10	30
UCF	14	3	0	0	17

FIRST QUARTER

13:37 UCF - Baker, Javon 23 yd pass from (Boomer, Colton kick), 4-51 1:15
6:26 UCF - Hudson, Kobe 17 yd pass from (Boomer, Colton kick), 10-98 4:41

SECOND QUARTER

14:17 GT - Birr, Aidan 36 yd field goal, 7-39 3:00
8:23 UCF - Boomer, Colton 27 yd field goal, 13-59 5:46
4:23 GT - Haynes King 5 yd run (Birr, Aidan kick), 7-74 3:55
0:56 GT - Rutherford, M. 41 yd pass from (Birr, Aidan kick), 6-67 2:59

THIRD QUARTER

12:07 GT - Birr, Aidan 29 yd field goal, 6-54 2:46

FOURTH QUARTER

13:37 GT - Smith, Don. 1 yd run (Birr, Aidan kick), 13-75 6:51
4:52 GT - Birr, Aidan 38 yd field goal, 10-42 5:53

TEAM STATISTICS

	GT	UCF
First Downs	21	19
Rushes-Yards	53-284	34-169
Passing Yards	87	255
Pass Comp-Att-Int	7-13-1	17-33-1
Total Offense	371	255
Fumbles-Lost	0-0	1-1
Penalties-Yards	5-35	7-54
Punts-Yards (Avg./Net)	3-148 (49.3/48.7)	3-134 (44.7/40.0)
Kickoffs-Yards (Avg./Net)	7-449 (64.1/35.7)	4-242 (60.5/36.8)
Punt Returns (No.-Yds.-TD)	3-14-0	1-2-0
Kickoff Returns (No.-Yds.-TD)	4-95-0	3-99-0
Interceptions (No.-Yds.-TD)	1-0-0	1-0-0
Fumble Returns (No.-Yds.-TD)	1-4-0	0-0-0
Time of Possession	33:30	26:30
Third-Down Conversions	5-of-13	7-of-14
Fourth-Down Conversions	1-of-1	1-of-3
Red-Zone Scores-Chances	5-5	2-5
Sacks By (No.-Yds.)	3-25	0-0
Field Goals	3-3	1-2
Points Off Turnovers	3	0

INDIVIDUAL STATISTICS

RUSHING: GT — Haynes, J. 18-128; Haynes King 12-89; Smith, Don. 16-65; Pyron, Zach 2-8; Christian Leary 1-1; TEAM 4(-7).
UCF — Harvey, RJ 15-120; Plumlee, John Rh 15-32; Richardson, John 3-16; McClain, Timmy 1-1.
PASSING: GT — Haynes King 7-13-1 87.
UCF — Plumlee, John Rh 16-29-0 198; McClain, Timmy 1-4-1 57.
RECEIVING: GT — Rutherford, M. 2-40; Smith, Don. 2-7; Dylan Leonard 1-29; Eric Singleton, Jr. 1-8; Benson, L. 1-3.
UCF — Baker, Javon 9-173; Hudson, Kobe 2-47; Holler, Alec 2-19; Townsend, Xavier 2-9; Harvey, RJ 2-7.
INTERCEPTIONS: GT — Harvey.
UCF — Henderson.
FUMBLE RECOVERIES: GT — Sims.
UCF — None.
FORCED FUMBLES: GT — Lockett
UCF — None.
TACKLES FOR LOSS: GT — Moala 3.0-21; Collins 1.0-8.
UCF — Morris-Brash 2.0-5; Patterson 1.0-2; Johnson 0-2; Hunter 0.5-1; Martinez 0.5-1; Wilson 0.5-0; Adams 0.5-0.
SACKS: GT — Moala 2.0-17; Collins 1.0-8.
UCF — None.

HONORS AND AWARDS

ALL-AMERICA CFN

- r-Sr. DB Jaylon King (3rd)

FRESHMAN ALL-AMERICA CFN

- Fr. WR Eric Singleton, Jr. (2nd)
- Fr. PK Aidan Birr (HM)

FRESHMAN ALL-AMERICA ESPN

- Fr. WR Eric Singleton, Jr.
- Fr. OL Ethan MacKinney

FRESHMAN ALL-AMERICA FWAA

- Fr. WR Eric Singleton, Jr.

ALL-ACC

- r-Sr. DB Jaylon King (2nd)
- r-So. RB Jamal Haynes (3rd - RB, HM - AP)
- Jr. DL Zeek Biggers (HM)
- r-So. OL Joe Fusile (HM)
- r-So. QB Haynes King (HM)
- Fr. WR Eric Singleton, Jr. (HM)
- Jr. OL Jordan Williams (HM)

ACC SAFETY OF THE YEAR CFN

- r-Sr. DB Jaylon King

COMEBACK PLAYER OF THE YEAR CSC

- r-Sr. DB Jaylon King

2023 ALL-BOWL TEAM ASSOCIATED PRESS

- So. DB Ahmari Harvey

CSC ACADEMIC ALL-DISTRICT

- Sr. H Henry Freer
- So. PK Gavin Stewart
- Jr. P David Shanahan

ACC LINEBACKER OF THE WEEK

- r-Fr. LB Kyle Eford (Nov. 18 vs. Syracuse)

ACC QUARTERBACK OF THE WEEK

- r-So. QB Haynes King (Oct. 28 vs. North Carolina)

ACC OFFENSIVE LINEMAN OF THE WEEK

- Jr. C Weston Franklin (Oct. 28 vs. North Carolina)

ACC DEFENSIVE LINEMAN OF THE WEEK

- Jr. DL Kyle Kennard (Sept. 9 vs. South Carolina)

ACC CO-DEFENSIVE BACK OF THE WEEK

- r-Sr. DB Jaylon King (Sept. 23 at Wake Forest)

RECORD BOOK



RUSHING
ATTEMPTS
GAME

44 – TaQuon Marshall vs. Tenn., 2017

SEASON

297 – Tashard Choice, 2006

CAREER

914 – Robert Lavette, 1981-84

YARDS
GAME

356 – Eddie Lee Ivery vs. Air Force, 1978

SEASON

1,562 – Eddie Lee Ivery, 1978

CAREER

4,066 – Robert Lavette, 1981-84

TOUCHDOWNS
GAME

5 – TaQuon Marshall vs. Tennessee, 2017

SEASON

20 – Tevin Washington, 2012

CAREER

45 – Robert Lavette, 1981-84

YARDS PER ATTEMPT
GAME [MIN. 25 ATTEMPTS]

13.7 – Eddie Lee Ivery vs. Air Force, 1978

SEASON [MIN. 100 ATTEMPTS]

7.2 – Dorsey Levens, 1993

SEASON [MIN. 50 ATTEMPTS]

10.1 – Orwin Smith, 2011

CAREER [MIN. 400 ATTEMPTS]

6.2 – Jonathan Dwyer, 2007-09

CAREER [MIN. 300 ATTEMPTS]

6.4 – Anthony Allen, 2009-10

CAREER [MIN. 200 ATTEMPTS]

7.6 – Roddy Jones, 2008-11

RUSHING YARDS BY QUARTERBACK
GAME

249 – TaQuon Marshall vs. Tennessee, 2017

SEASON

1,146 – TaQuon Marshall, 2017

CAREER

2,806 – Joshua Nesbitt, 2007-10

LONGEST RUSH
GAME

95 – Orwin Smith vs. Kansas, 2011

PASSING
ATTEMPTS
GAME

61 – Larry Good vs. Tennessee, 1968

SEASON

384 – George Godsey, 2001

CAREER

1,363 – Reggie Ball, 2003-06

COMPLETIONS
GAME

39 – George Godsey vs. Virginia, 2001

SEASON

249 – George Godsey, 2001

CAREER

662 – Reggie Ball, 2003-06

MOST COMPLETIONS WITHOUT INT
GAME

35 – George Godsey vs. Clemson, 2000

CONSECUTIVE COMPLETIONS
SEASON

 18 – Joe Hamilton, 1999 [Florida State (15),
The Citadel (3)]

YARDS
GAME

486 – George Godsey vs. Virginia, 2001

SEASON

3,085 – George Godsey, 2001

CAREER

8,882 – Joe Hamilton, 1996-99

TOUCHDOWNS
GAME

 5 – Eddie McAshan vs. Rice, 1972;
Joe Hamilton vs. Clemson, 1999

SEASON

29 – Joe Hamilton, 1999

CAREER

65 – Joe Hamilton, 1996-99

INTERCEPTIONS
GAME

 5 – Jerry Priestley vs. Tennessee, 1964;
Eddie McAshan vs. Rice, 1972

SEASON

21 – Eddie McAshan, 1970

CAREER

55 – Reggie Ball, 2003-06

YARDS PER GAME
SEASON

278.2 – Joe Hamilton, 1999

CAREER
218.6 – Haynes King, 2023-pres.
YARDS PER COMPLETION
SEASON [MIN. 100 COMPLETIONS]

15.1 – Joe Hamilton, 1999

SEASON [MIN. 75 COMPLETIONS]

22.7 – Joshua Nesbitt, 2009

CAREER [MIN. 200 COMPLETIONS]

18.4 – Justin Thomas, 2013-16

CAREER [MIN. 100 COMPLETIONS]

 18.9 – Joshua Nesbitt, 2007-10;
Tevin Washington, 2009-12

YARDS PER ATTEMPT
SEASON [MIN. 100 ATTEMPTS]

11.01 – Tevin Washington, 2011

CAREER [MIN. 500 ATTEMPTS]

8.94 – Justin Thomas, 2013-16

CAREER [MIN. 300 ATTEMPTS]

9.60 – Tevin Washington, 2009-12

COMPLETION PERCENTAGE
GAME

 .880 – Joe Hamilton vs. Florida State, 1999
(22-25)

SEASON [MIN. 75 ATTEMPTS]

.666 – Joe Hamilton, 1999

CAREER [MIN. 150 ATTEMPTS]

.633 – George Godsey, 1998-01

PASS EFFICIENCY RATING
GAME [MIN. 15 ATTEMPTS]

309.8 – George Godsey vs. Navy, 2001

GAME [MIN. 10 ATTEMPTS]

 312.8 – Tevin Washington vs. W. Carolina,
2011

SEASON

175.0 – Joe Hamilton, 1999

CAREER

148.2 – Joe Hamilton, 1996-99

LONGEST PASS
GAME

 96 – Joe Hamilton (to Charlie Rogers) vs.
UCF, 1996

RECEIVING
RECEPTIONS
GAME

 14 – John Sias vs. Navy, 1968;
Steve Harkey vs. South Carolina, 1970;
Robert Lavette vs. Notre Dame, 1981;
Kelly Campbell vs. Clemson, 2000

SEASON

78 – Jonathan Smith, 2003

CAREER

195 – Kelly Campbell, 1998-2001

YARDS
GAME

243 – Dez White vs. Virginia, 1998

SEASON

1,202 – Calvin Johnson, 2006

CAREER

2,927 – Calvin Johnson, 2004-06

TOUCHDOWNS
GAME

4 – Buck Martin vs. Auburn, 1951

SEASON

15 – Calvin Johnson, 2006

CAREER

28 – Calvin Johnson, 2004-06

YARDS PER RECEPTION**SEASON** [MIN. 25 RECEPTIONS]

29.3 – Stephen Hill, 2011

CAREER [MIN. 50 RECEPTIONS]

20.4 – Dez White, 1997-99

LONGEST RECEPTION**GAME**

96 – Charlie Rogers (from Joe Hamilton) vs. UCF, 1996

TOTAL OFFENSE**MOST PLAYS****GAME**

68 – Larry Good vs. Tennessee, 1968

SEASON

489 – Reggie Ball, 2003

CAREER

1,858 – Reggie Ball, 2003-06

YARDS**GAME**

477 – George Godsey vs. Virginia, 2001

SEASON

3,794 – Joe Hamilton, 1999

CAREER

10,640 – Joe Hamilton, 1996-99

YARDS PER GAME**SEASON**

344.9 – Joe Hamilton, 1999

CAREER

247.4 – Joe Hamilton, 1996-99

YARDS PER PLAY**SEASON**

8.27 – Joe Hamilton, 1999

CAREER

7.35 – Haynes King, 2023-pres.

TOUCHDOWN RESPONSIBILITY**GAME**5 – Eddie McAshan vs. Rice, 1972;
Joe Hamilton vs. Florida State, 1999;
Joe Hamilton vs. Clemson, 1999;
Vad Lee vs. Duke, 2013;
Justin Thomas vs. Georgia Southern, 2014;
TaQuon Marshall vs. Tennessee, 2017**SEASON**

37 – Haynes King, 2023

CAREER

83 – Joe Hamilton, 1996-99

ALL-PURPOSE YARDS**GAME**

367 – Eddie Lee Ivery vs. Air Force, 1978

SEASON

1,879 – Eddie Lee Ivery, 1978

CAREER

5,393 – Robert Lavette, 1981-84

SCORING**POINTS SCORED****GAME**

30 – TaQuon Marshall vs. Tennessee, 2017

SEASON

120 – Tevin Washington, 2012

CAREER

337 – Harrison Butker, 2013-16

TOUCHDOWNS**GAME**

5 – TaQuon Marshall vs. Tennessee, 2017

SEASON

20 – Tevin Washington, 2012

CAREER

46 – Robert Lavette, 1981-84

DEFENSIVE TOUCHDOWNS**GAME**

2 – Rick Lewis vs. Tulane, 1970

SEASON

3 – Jeff Ford, 1969; Jerrard Tarrant, 2009

CAREER

4 – Jeff Ford, 1969-71

TWO-POINT CONVERSIONS**GAME**2 – Joel Stevenson vs. Duke, 1968;
Kerry Watkins vs. Wake Forest, 1999**SEASON**2 – Joel Stevenson, 1968;
Kenny Bounds, 1968;
Joe Hamilton, 1998;
Kerry Watkins, 1999**CAREER**

3 – Kerry Watkins, 1999-02

KICKING**POINTS BY KICKING****GAME**

17 – Ron Rice vs. Citadel, 1982

SEASON

106 – Travis Bell, 2007

CAREER

337 – Harrison Butker, 2013-16

PATs ATTEMPTED**GAME**

10 – Luke Manget vs. Navy, 2001

SEASON

66 – Harrison Butker, 2014

CAREER

210 – Luke Manget, 1999-2002

PATs MADE**GAME**

10 – Luke Manget vs. Navy, 2001

SEASON

65 – Harrison Butker, 2014

CAREER

208 – Harrison Butker, 2013-16

CONSECUTIVE PATs MADE**SEASON**

56 – Justin Moore, 2011

CAREER

160 – Luke Manget, 1999-2002

PAT PERCENTAGE**SEASON**1.000 – multiple times, most recently by:
Wesley Wells [39-of-39], 2018**CAREER**1.000 – Luke Manget, 1999-2002
[160-of-160]; Travis Bell, 2004-07
[138-of-138]**FIELD GOALS ATTEMPTED****GAME**

7 – Luke Manget vs. NC State, 2001

SEASON

28 – Luke Manget, 2001; Travis Bell, 2007

CAREER

88 – Scott Sisson, 1989-92

FIELD GOALS MADE**GAME**

5 – Ron Rice vs. The Citadel, 1982

SEASON

23 – Travis Bell, 2007

CAREER

61 – Travis Bell, 2004-07

FIELD GOALS PERCENTAGE**SEASON**

1.000 – Wesley Wells, 2018 (9-9)

CAREER

.743 – Scott Blair, 2007-10 (41-56)

LONGEST FIELD GOAL MADE**GAME**55 – E.O. Wheeler vs. VMI, 1973; Ron Rice
vs. The Citadel, 1982; David Bell vs. Georgia,
1986**LONGEST FIELD GOAL ATTEMPTED****GAME**

64 – Ron Rice vs. Auburn, 1982

PUNTING**MOST PUNTS****GAME**

13 – Pressley Harvin III vs. Georgia, 2019

HISTORIC

21 – Hawk Cavette vs. Florida, 1938

SEASON

88 – Jeff Pierce, 1980

CAREER

252 – Jeff Pierce, 1978-81

YARDS
GAME
 587 – Pressley Harvin III vs. Georgia, 2019
SEASON
 3,609 – Jeff Pierce, 1980
CAREER
 10,271 – Jeff Pierce, 1978-81

YARDS PER PUNT
GAME [MIN. 3 PUNTS]
 60.0 – Durant Brooks vs. North Carolina, 2007
GAME [MIN. 2 PUNTS]
 65.5 – Michael Kelley vs. Alabama, 1979
SEASON [MIN. 35 PUNTS]
 48.0 – Pressley Harvin III, 2020
CAREER [MIN. 75 PUNTS]
 45.31 – Durant Brooks, 2006-07

LONGEST PUNT
GAME
 80 – Michael Kelley vs. Alabama, 1979
HISTORIC
 85 – Buck Flowers vs. Davidson, 1920

RETURNS

KICKOFF RETURNS
GAME
 7 – five times
SEASON
 37 – Orwin Smith, 2009
CAREER
 94 – Drew Hill, 1975-78

KICKOFF RETURN YARDS
GAME
 230 – Jamal Golden vs. North Carolina, 2012 (7 ret)
SEASON
 888 – Orwin Smith, 2009
CAREER
 2,357 – Drew Hill, 1975-78

KICKOFF RETURN TOUCHDOWNS
GAME
 1 – 16 times, most recently:
 Lamont Simmons at Miami (Fla.), 2017
SEASON
 2 – Drew Hill, 1978; Jamal Golden, 2012;
 Juanyeh Thomas, 2018
CAREER
 2 – Drew Hill, 1975-78;
 Gary Lee, 1983-86;
 Dez White, 1997-99;
 Jamal Golden, 2011-15;
 Juanyeh Thomas, 2018-pres.

YARDS PER KICKOFF RETURN
GAME [MIN. 2 RETURNS]
 58.5 – Drew Hill vs. Georgia, 1978
SEASON [MIN. 10 RETURNS]
 30.0 – Drew Hill, 1978
CAREER [MIN. 15 RETURNS]
 25.4 – Drew Hill, 1975-78

LONGEST KICKOFF RETURN
GAME
 100 – Drew Hill vs. Georgia, 1978;
 Dez White vs. Maryland, 1998;
 Jamal Golden vs. North Carolina, 2012;
 Juanyeh Thomas vs. Georgia, 2018
HISTORIC
 102 – Dewey Scarboro vs. Georgetown, 1919

PUNT RETURNS
GAME
 9 – Kelley Rhino vs. The Citadel, 2001
SEASON
 48 – Willie Clay, 1991; Kelley Rhino, 2001
CAREER
 112 – Kelley Rhino, 1999-2002

PUNT RETURN YARDS
GAME
 149 – Gerry Bussell vs. Auburn, 1962
SEASON
 515 – Kelley Rhino, 2001
CAREER
 1,135 – Kelley Rhino, 1999-2002

PUNT RETURN TOUCHDOWNS
GAME
 1 – several times, most recently:
 Jerrard Tarrant vs. Clemson, 2009
SEASON
 2 – Jimmy Brown, 1966;
 Charlie Rogers, 1998;
 Jonathan Smith, 2003;
 Jerrard Tarrant, 2009
CAREER
 3 – Jimmy Brown, 1965-67

YARDS PER PUNT RETURN
GAME [MIN. 2 RETURNS]
 68.0 – Randy Rhino vs. South Carolina, 1972
SEASON [MIN. 10 RETURNS]
 22.6 – Jimmy Brown, 1965
CAREER [MIN. 25 RETURNS]
 15.2 – Charlie Rogers, 1995-99

LONGEST PUNT RETURN
GAME
 95 – Randy Rhino vs. South Carolina, 1972

DEFENSE

INTERCEPTIONS
GAME
 3 – Bobby Moorhead vs. Auburn, 1952;
 Bubba Hoats vs. Georgia, 1969;
 Randy Rhino vs. Rice, 1972;
 Ken Swilling vs. Boston College, 1989;
 Brian Wilkins vs. Florida State, 1996
HISTORIC
 3 – Howard Ector vs. Vanderbilt, 1937
SEASON
 9 – Jeff Ford, 1969; Willie Clay, 1991
CAREER
 16 – Willie Clay, 1988-91

INTERCEPTION RETURN YARDS
GAME
 100 – Jeff Ford vs. Notre Dame, 1969
SEASON
 257 – Jeff Ford, 1969
CAREER
 320 – Jeff Ford, 1969-71

INTERCEPTION RETURNS FOR TD
SEASON
 3 – Jeff Ford, 1969 (TIED NCAA RECORD)
CAREER
 4 – Jeff Ford, 1969-71


TACKLES
GAME
 By Linebacker: 28 –
 Eric Wilcox vs. Georgia, 1967
 By Down Lineman: 20 –
 John Battle vs. Duke, 1964
 By Defensive Back:
 19 – Danny Rhino vs. Virginia, 1974;
 Cleve Pounds vs. Auburn, 1984;
 Cleve Pounds vs. NC State, 1984;
 Ken Swilling vs. Virginia, 1989
SEASON
 By Linebacker: 188 – Joe Harris, 1974
 By Down Lineman: 112 – John Battle, 1965
 By Defensive Back: 114 – Cleve Pounds, 1984
CAREER
 By Linebacker: 467 – Keith Brooking,
 1994-97
 By Down Lineman: 271 – Franklin Brooks,
 1952-55
 By Defensive Back: 283 – Isaiah Johnson,
 2010-14

TACKLES FOR LOSS
GAME
 7 – Pat Swilling vs. NC State, 1985
SEASON
 24 – Eric Henderson, 2003
CAREER
 59.5 – Eric Henderson, 2002-05

SACKS
GAME
 7 – Pat Swilling vs. NC State, 1985
SEASON
 15 – Pat Swilling, 1985
CAREER
 31.5 – Jeremiah Attaochu, 2010-13

FUMBLES FORCED
GAME
 2 – 14 times, most recently:
 Paul Moala vs. Syracuse, Nov. 18, 2023
FUMBLES RECOVERED
GAME
 2 – 18 times, most recently:
 Charlie Thomas at Louisville,
 Oct. 5, 2018

RUSHING



Robert Lavette

RUSHING YARDS

CAREER

PLAYER	YEARS	YDS
1. Robert Lavette	1981-84	4,066
2. Jerry Mays	1985-89	3,699
3. Eddie Lee Ivery	1975-78	3,517
4. Tashard Choice	2005-07	3,365
5. P.J. Daniels	2002-05	3,346
6. Jonathan Dwyer	2007-09	3,226
7. Joshua Nesbitt	2007-10	2,806
8. Joe Burns	1998-01	2,634
9. Justin Thomas	2013-16	2,412
10. C.J. Williams	1994-96	2,365
11. Jordan Mason	2018-21	2,349
12. David Sims	1974-76	2,274
13. David Sims	2010-13	2,252
14. Tevin Washington	2009-12	2,225
15. TaQuon Marshall	2015-18	2,189
16. Zach Laskey	2011-14	2,033
17. William Bell	1989-93	2,026
18. Anthony Allen	2009-10	1,934
19. Roddy Jones	2008-11	1,846
20. Orwin Smith	2009-12	1,839
21. Leon Hardeman	1951-53	1,794
22. Ronny Cone	1979-83	1,777
23. Joe Hamilton	1996-99	1,758
24. Lenny Snow	1965-67	1,743
25. Bill Teas	1951-54	1,689
26. Dontae Smith	2019-23	1,663
27. Jimmy Lincoln	1991-94	1,601
28. Cory Collier	1983-86	1,590
29. Malcolm King	1984-87	1,576
30. Bobby North	1947-50	1,505
31. Reggie Ball	2003-06	1,451
32. Brent Cunningham	1969-71	1,446
33. Charles Wiley	1995-98	1,431
34. Greg Horne	1971-73	1,425
35. Synjyn Days	2011-14	1,396
36. Glenn Turner	1951-53	1,329
37. Sean Gregory	1998-01	1,290
38. Charlie Rogers	1995-98	1,287
39. Clinton Lynch	2014-18	1,287
40. Phillip Rogers	1995-99	1,264
41. Rodney Lee	1977-79	1,250
42. Jahmyr Gibbs	2020-21	1,206
43. Robert Godhigh	2010-13	1,191

44. KirVonte Benson	2016-18	1,169
45. Adrian Rucker	1974-77	1,162
Bucky Shamburger	1975-78	1,162
47. Tobias Oliver	2018-21	1,155
48. Jeff Sims	2020-22	1,152
49. Michael Smith	1991-94	1,083
50. Jamal Haynes	2021-pres.	1,059

SEASON

PLAYER	YEAR	YDS
1. Eddie Lee Ivery	1978	1,562
2. Tashard Choice	2006	1,473
3. P.J. Daniels	2003	1,447
4. Jonathan Dwyer	2008	1,395
Jonathan Dwyer	2009	1,395
6. Tashard Choice	2007	1,379
7. Jerry Mays	1989	1,349
8. Anthony Allen	2010	1,316
9. Robert Lavette	1982	1,208
10. Robert Lavette	1984	1,189
11. Joe Burns	2001	1,165
12. TaQuon Marshall	2017	1,146
13. C.J. Williams	1995	1,138
14. Justin Thomas	2014	1,086
15. Jamal Haynes	2023	1,059
16. KirVonte Benson	2017	1,053
17. Joshua Nesbitt	2009	1,037

ATTEMPTS

CAREER

PLAYER	YEARS	ATT
1. Robert Lavette	1981-84	914
2. P.J. Daniels	2002-05	707
3. Jerry Mays	1985-89	695
4. Tashard Choice	2005-07	675
5. Joshua Nesbitt	2005-07	653
6. Joe Burns	1998-2001	614
7. Eddie Lee Ivery	1975-78	609
8. Tevin Washington	2009-12	542
9. C.J. Williams	1994-96	539
10. Jonathan Dwyer	2007-09	517
11. Justin Thomas	2013-16	505
12. Joe Hamilton	1996-99	501
13. Reggie Ball	2003-06	495
14. TaQuon Marshall	2015-18	479
15. Jordan Mason	2018-21	449

16. Lenny Snow	1965-67	445
17. David Sims	2010-13	438
18. William Bell	1989-93	418
19. Shawn Jones	1989-92	392
20. Zach Laskey	2011-14	388

SEASON

PLAYER	YEAR	ATT
1. Tashard Choice	2006	297
2. P.J. Daniels	2003	283
3. Joe Burns	2001	282
4. Robert Lavette	1982	280
5. Joshua Nesbitt	2009	279
6. Eddie Lee Ivery	1978	267
7. Tashard Choice	2007	261
8. Robert Lavette	1984	260
9. Jerry Mays	1989	249
10. TaQuon Marshall	2017	247

YARDS PER ATTEMPT (MIN. 200 ATTEMPTS)

CAREER

PLAYER	YEARS	AVG
1. Roddy Jones	2008-11	7.59
2. Anthony Allen	2009-10	6.36
3. Jonathan Dwyer	2007-09	6.24
4. David Sims	1974-76	6.00
5. Charlie Rogers	1995-98	5.85
6. Eddie Lee Ivery	1975-78	5.78
7. Bill Teas	1951-54	5.74
8. Synjyn Days	2011-14	5.47
9. Dontae Smith	2019-23	5.40
10. Leon Hardeman	1951-53	5.32
Jerry Mays	1985-89	5.32

YARDS PER GAME (MIN. 200 ATTEMPTS)

SEASON

PLAYER	YEAR	AVG
1. Eddie Lee Ivery	1978	142.0
2. Jerry Mays	1989	122.6
3. Tashard Choice	2007	114.9
4. P.J. Daniels	2003	111.3
5. Robert Lavette	1982	109.8
6. Robert Lavette	1984	108.1
7. Jonathan Dwyer	2008	107.3
8. Tashard Choice	2006	105.2
9. TaQuon Marshall	2017	104.2
10. C.J. Williams	1995	103.5

TOUCHDOWNS

CAREER

PLAYER	YEARS	TD
1. Robert Lavette	1981-84	45
2. Tevin Washington	2009-12	38
3. Joshua Nesbitt	1981-84	35
Jonathan Dwyer	2007-09	35
5. Joe Burns	1998-01	31
6. TaQuon Marshall	2015-18	29
7. Tashard Choice	2005-07	28
8. P.J. Daniels	2002-05	23
David Sims	2010-13	23
10. Leon Hardeman	1951-53	22
Eddie Lee Ivery	1975-78	22
Justin Thomas	2013-16	22
13. David Sims	1974-76	21
14. C.J. Williams	1994-96	20
Orwin Smith	2009-12	20

SEASON

PLAYER	YEAR	TD
1. Tevin Washington	2012	20
2. Robert Lavette	1982	19
3. Joshua Nesbitt	2009	18
4. TaQuon Marshall	2017	17
5. Robert Lavette	1984	14
Joe Burns	2001	14
Jonathan Dwyer	2009	14
Tevin Washington	2011	14
9. Sean Gregory	1999	13
10. Lenny Snow	1966	12
C.J. Williams	1995	12
Joe Burns	2000	12
Tashard Choice	2006	12
Jonathan Dwyer	2008	12
Dedrick Mills	2016	12

100-YARD GAMES
CAREER

PLAYER	YEARS	G
1. Robert Lavette	1981-84	18
Tashard Choice	2005-07	18
3. Jonathan Dwyer	2007-09	17
4. P.J. Daniels	2002-05	16
5. Jerry Mays	1985-89	15
6. Eddie Lee Ivery	1975-78	14
7. Joe Burns	1998-01	11
8. C.J. Williams	1994-96	10
TaQuon Marshall	2015-18	10
10. David Sims	1974-76	8
Joshua Nesbitt	2007-10	8
Anthony Allen	2009-10	8

SEASON

PLAYER	YEAR	G
1. Tashard Choice	2006	9
Jonathan Dwyer	2008	9
3. Eddie Lee Ivery	1978	8
Tashard Choice	2007	8
5. Robert Lavette	1982	7
Jerry Mays	1989	7
Jonathan Dwyer	2009	7
8. Robert Lavette	1984	6
C.J. Williams	1995	6
Joe Burns	2001	6
P.J. Daniels	2003	6
P.J. Daniels	2005	6
Anthony Allen	2010	6
TaQuon Marshall	2017	6

CONSECUTIVE 100-YARD GAMES
CAREER

PLAYER	YEARS	G
1. Tashard Choice	2006-07	9
2. Eddie Lee Ivery	1978	7
3. Tony Hollings	2002	4
P.J. Daniels	2004-05	4
Jonathan Dwyer	2008	4
Jonathan Dwyer	2009	4

200-YARD GAMES
CAREER

PLAYER	YEARS	G
1. Jerry Mays	1985-89	2
P.J. Daniels	2002-05	2
3. Brent Cunningham	1969-71	1
Eddie Lee Ivery	1975-78	1
Robert Lavette	1981-84	1
Jimmy Lincoln	1991-94	1
C.J. Williams	1994-96	1
Tashard Choice	2005-07	1
Roddy Jones	2008-11	1
TaQuon Marshall	2015-18	1

RUSHING YARDS BY QUARTERBACK
CAREER

PLAYER	YEARS	YDS
1. Josh Nesbitt	2007-10	2,806
2. Justin Thomas	2013-16	2,412
3. Tevin Washington	2009-12	2,225
4. TaQuon Marshall	2015-18	2,131
5. Joe Hamilton	1996-99	1,758
6. Reggie Ball	2003-06	1,451
7. Jeff Sims	2020-22	1,152
8. Tobias Oliver	2018-21	1,136
9. Vad Lee	2012-13	1,057
10. Danny Myers	1973-75	921

SEASON

PLAYER	YEAR	YDS
1. TaQuon Marshall	2017	1,146
2. Justin Thomas	2014	1,086
3. Joshua Nesbitt	2009	1,037
4. Tevin Washington	2011	987
5. TaQuon Marshall	2018	971
6. Haynes King	2023	737
Joshua Nesbitt	2010	737
8. Joe Hamilton	1999	734
9. Joshua Nesbitt	2008	693
10. Tevin Washington	2012	684

RUSHING TOUCHDOWNS BY
QUARTERBACK
CAREER

PLAYER	YEARS	TD
1. Tevin Washington	2009-12	38
2. Joshua Nesbitt	2007-10	35
3. TaQuon Marshall	2015-18	29
4. Justin Thomas	2013-16	22
5. Shawn Jones	1989-92	19
6. Joe Hamilton	1996-99	18
7. Vad Lee	2012-13	17
8. Billy Lothridge	1961-63	15
9. Danny Myers	1973-75	14
10. Tobias Oliver	2018-21	13

SEASON

PLAYER	YEAR	TD
1. Tevin Washington	2012	20
2. Josh Nesbitt	2009	18
3. TaQuon Marshall	2017	17
4. Tevin Washington	2011	14
5. Tobias Oliver	2018	11
6. Haynes King	2023	10
Josh Nesbitt	2010	10
8. Billy Lothridge	1962	9
Vad Lee	2012	9
10. Vad Lee	2013	8
Justin Thomas	2014	8

YEAR-BY-YEAR LEADERS
RUSHING YARDS

YEAR	PLAYER	YDS
1950	Bobby North	663
1951	Leon Hardeman	647
1952	Bill Teas	825
1953	Bill Teas	610
1954	Jimmy Thompson	442
1955	George Volkert	583
1956	Ken Owen	497
1957	Lester Simerville	275
1958	Floyd Faucette	473

TOP SINGLE-GAME RUSHING DUO

YARDS	DUO	OPPONENT	DATE
429	Eddie Lee Ivery (356) / Darish Davis (73)	vs. Air Force	Nov. 11, 1978

TOP SINGLE-SEASON RUSHING DUOS

DUO	YEAR	YARDS
1. Jonathan Dwyer (1,395) / Joshua Nesbitt (1,037)	2009	2,432
2. TaQuon Marshall (1,146) / KirVonte Benson (1,053)	2017	2,199
3. Jonathan Dwyer (1,395) / Joshua Nesbitt (693)	2008	2,088
4. Anthony Allen (1,316) / Joshua Nesbitt (737)	2010	2,053
5. Justin Thomas (1,086) / Synjyn Days (924)	2014	2,010

TOP SINGLE-SEASON RUSHING TRIOS

TRIO	YEAR	YARDS
1. Jonathan Dwyer (1,395) / Joshua Nesbitt (1,037) / Anthony Allen (618)	2009	3,050
2. Justin Thomas (1,086) / Synjyn Days (924) / Zach Laskey (851)	2014	2,861
3. Jonathan Dwyer (1,395) / Joshua Nesbitt (693) / Roddy Jones (690)	2008	2,778
4. Anthony Allen (1,316) / Joshua Nesbitt (737) / Orwin Smith (516)	2010	2,569
5. TaQuon Marshall (971) / Tobias Oliver (876) / Jordan Mason (659)	2018	2,506
6. TaQuon Marshall (1,146) / KirVonte Benson (1,053) / Nathan Cottrell (271)	2017	2,470
7. Tevin Washington (987) / David Sims (698) / Orwin Smith (615)	2011	2,329
8. Jamal Haynes (1,059) / Haynes King (737) / Dontae Smith (504)	2023	2,300
9. Bill Teas (788) / Windle Hardeman (776) / Glenn Turner (672)	1952	2,236
10. Tashard Choice (1,379) / Jonathan Dwyer (436) / Joshua Nesbitt (339)	2007	2,154

1959	Floyd Faucette	330
1960	Chick Graning	315
1961	Mike McNames	350
1962	Billy Lothridge	478
1963	Ray Mendheim	427
1964	Johnny Gresham	437
1965	Lenny Snow	597
1966	Lenny Snow	761
1967	Lenny Snow	385
1968	Kenny Bounds	188
1969	Brent Cunningham	459
1970	Brent Cunningham	740
1971	Greg Horne	500
1972	Greg Horne	558
1973	Cleo Johnson	451
1974	David Sims	881
1975	David Sims	590
1976	David Sims	803
1977	Eddie Lee Ivery	900
1978	Eddie Lee Ivery	1,562
1979	Ronny Cone	617
1980	David Allen	466
1981	Robert Lavette	866
1982	Robert Lavette	1,208
1983	Robert Lavette	803
1984	Robert Lavette	1,189
1985	Cory Collier	606
1986	Jerry Mays	842
1987	Malcolm King	383
1988	Jerry Mays	942
1989	Jerry Mays	1,349
1990	William Bell	891
1991	Jimmy Lincoln	913
1992	Michael Smith	336
1993	Dorsey Levens	823
1994	C.J. Williams	564
1995	C.J. Williams	1,138
1996	C.J. Williams	663
1997	Charles Wiley	567
1998	Joe Burns	474
1999	Sean Gregory	837
2000	Joe Burns	908
2001	Joe Burns	1,165
2002	Tony Hollings	633
2003	P.J. Daniels	1,447
2004	P.J. Daniels	714
2005	P.J. Daniels	930
2006	Tashard Choice	1,473
2007	Tashard Choice	1,379
2008	Jonathan Dwyer	1,395
2009	Jonathan Dwyer	1,395
2010	Anthony Allen	1,316
2011	Tevin Washington	986
2012	Zach Laskey	697
2013	David Sims	884
2014	Justin Thomas	1,086
2015	Marcus Marshall	654
2016	Dedrick Mills	771
2017	TaQuon Marshall	1,146
2018	TaQuon Marshall	971
2019	Jordan Mason	899
2020	Jeff Sims	492
2021	Jahmyr Gibbs	794
2022	Hassan Hall	521
2023	Jamal Haynes	1,059

PASSING



Joe Hamilton

PASSING YARDS
CAREER

PLAYER	YEARS	YDS
1. Joe Hamilton	1996-99	8,882
2. Shawn Jones	1989-92	8,441
3. Reggie Ball	2003-06	8,128
4. George Godsey	1998-01	6,137
5. Mike Kelley	1978-81	5,249
6. Justin Thomas	2013-16	4,754
7. Jeff Sims	2020-22	4,464
8. John Dewberry	1983-85	4,193
9. Eddie McAshan	1970-72	4,080
10. Tevin Washington	2009-12	3,312
11. Josh Nesbitt	2007-10	3,276
12. Donnie Davis	1992-95	3,261
13. Haynes King	2023-pres.	2,842
14. Taylor Bennett	2005-07	2,804
15. Kim King	1965-67	2,763
16. A.J. Suggs	2002-03	2,422
17. Billy Lothridge	1961-63	2,394
18. Rick Strom	1983-87	2,199
19. Vad Lee	2012-13	2,157
20. Jim Bob Taylor	1981-82	2,136

SEASON

PLAYER	YEAR	YDS
1. George Godsey	2001	3,085
2. Joe Hamilton	1999	3,060
3. George Godsey	2000	2,906
4. Haynes King	2023	2,842
5. Shawn Jones	1992	2,397
6. Joe Hamilton	1997	2,314
7. Shawn Jones	1991	2,288
8. A.J. Suggs	2002	2,242
9. Joe Hamilton	1998	2,166
10. Reggie Ball	2005	2,165
11. Reggie Ball	2004	2,147
12. Taylor Bennett	2007	2,136
13. Tommy Luginbill	1994	2,128
14. Mike Kelley	1979	2,051
15. Shawn Jones	1990	2,008
16. Reggie Ball	2003	1,996
17. Jeff Sims	2020	1,881
18. John Dewberry	1984	1,846
19. Jim Bob Taylor	1982	1,839
20. Reggie Ball	2006	1,820

COMPLETIONS
CAREER

PLAYER	YEARS	CMP
1. Reggie Ball	2003-06	662
2. Shawn Jones	1989-92	652
3. Joe Hamilton	1996-99	629
4. George Godsey	1998-01	484
5. Mike Kelley	1978-81	391
6. Jeff Sims	2020-22	364
7. Eddie McAshan	1970-72	360
8. John Dewberry	1983-85	310
9. Donnie Davis	1992-95	270
10. Justin Thomas	2013-16	259

SEASON

PLAYER	YEAR	CMP
1. George Godsey	2001	249
2. Haynes King	2023	226
3. George Godsey	2000	222
4. A.J. Suggs	2002	208
5. Joe Hamilton	1999	203
6. Shawn Jones	1992	190
7. Tommy Luginbill	1994	182
Reggie Ball	2005	182
9. Reggie Ball	2003	181
10. Shawn Jones	1991	178

ATTEMPTS
CAREER

PLAYER	YEARS	ATT
1. Reggie Ball	2003-06	1,363
2. Shawn Jones	1989-92	1,217
3. Joe Hamilton	1996-99	1,020
4. Mike Kelley	1978-81	785
5. George Godsey	1998-01	765
6. Eddie McAshan	1970-72	698
7. Jeff Sims	2020-22	633
8. John Dewberry	1983-85	533
9. Justin Thomas	2013-16	532
10. Donnie Davis	1992-95	478



SEASON

PLAYER	YEAR	ATT
1. George Godsey	2001	384
2. Reggie Ball	2005	379
3. Haynes King	2023	367
4. A.J. Suggs	2002	363
5. Shawn Jones	1992	362
6. Reggie Ball	2003	350
7. George Godsey	2000	349
8. Shawn Jones	1991	339
9. Reggie Ball	2004	330
10. Tommy Luginbill	1994	327
Taylor Bennett	2007	327

SEASON

PLAYER	YEAR	TD
1. Joe Hamilton	1999	29
2. Haynes King	2023	27
3. George Godsey	2000	23
4. Reggie Ball	2006	20
5. George Godsey	2001	18
Justin Thomas	2014	18
7. Joe Hamilton	1998	17
8. Eddie McAshan	1972	16
Reggie Ball	2004	16
10. Frank Broyles	1944	15
Shawn Jones	1992	15

1971	Eddie McAshan	1,186
1972	Eddie McAshan	1,756
1973	Jim Stevens	1,481
1974	Rudy Allen	357
23	Danny Myers	272
20	Gary Lanier	290
18	Gary Lanier	182
18	Mike Kelley	1,479
17	Mike Kelley	2,051
16	Mike Kelley	832
16	Mike Kelley	887
15	Jim Bob Taylor	1,839
1983	John Dewberry	790
1984	John Dewberry	1,846
1985	John Dewberry	1,557
1986	Rick Strom	1,011
1987	Darrell Gast	1,104
1988	Todd Rampley	1,579
1989	Shawn Jones	1,748
1990	Shawn Jones	2,008
1991	Shawn Jones	2,288
1992	Shawn Jones	2,397
1993	Donnie Davis	1,739
1994	Tommy Luginbill	2,128
1995	Donnie Davis	1,462
1996	Joe Hamilton	1,342
1997	Joe Hamilton	2,314
1998	Joe Hamilton	2,166
1999	Joe Hamilton	3,060
2000	George Godsey	2,906
2001	George Godsey	3,085
2002	A.J. Suggs	2,242
2003	Reggie Ball	1,996
2004	Reggie Ball	2,147
2005	Reggie Ball	2,165
2006	Reggie Ball	1,820
2007	Taylor Bennett	2,136
2008	Joshua Nesbitt	808
2009	Joshua Nesbitt	1,701
2010	Joshua Nesbitt	674
2011	Tevin Washington	1,652
2012	Tevin Washington	1,222
2013	Vad Lee	1,561
2014	Justin Thomas	1,719
2015	Justin Thomas	1,345
2016	Justin Thomas	1,559
2017	TaQuon Marshall	927
2018	TaQuon Marshall	900
2019	James Graham	1,164
2020	Jeff Sims	1,881
2021	Jeff Sims	1,468
2022	Jeff Sims	1,115
2023	Haynes King	2,842

COMPLETION PERCENTAGE

CAREER [MINIMUM 100 COMPLETIONS]

PLAYER	YEARS	PCT
1. George Godsey	1998-01	.633
2. Joe Hamilton	1996-99	.617
3. Haynes King	2023-pres.	.616
4. John Dewberry	1983-85	.582
5. A.J. Suggs	2002-03	.576
6. Jeff Sims	2020-22	.575
7. Donnie Davis	1992-95	.564
8. Tommy Luginbill	1994	.557
9. Jim Bob Taylor	1981-82	.551
10. Jim Stevens	1972-73	.550

PASSING EFFICIENCY

CAREER [MINIMUM 100 ATTEMPTS]

PLAYER	YEARS	EFF
1. Joe Hamilton	1996-99	148.2
2. George Godsey	1998-01	143.6
3. Tevin Washington	2009-12	142.8
4. Haynes King	2023-pres.	142.2
5. Justin Thomas	2013-16	141.8
6. Toppo Vann	1953-56	134.6
7. Vad Lee	2012-13	132.9
8. Jimmy Southard	1947-49	129.2
9. Shawn Jones	1989-92	125.6
10. John Dewberry	1983-85	125.5

1987	1987	1987
1988	1988	1988
1989	1989	1989
1990	1990	1990
1991	1991	1991
1992	1992	1992
1993	1993	1993
1994	1994	1994
1995	1995	1995
1996	1996	1996
1997	1997	1997
1998	1998	1998
1999	1999	1999
2000	2000	2000
2001	2001	2001
2002	2002	2002
2003	2003	2003
2004	2004	2004
2005	2005	2005
2006	2006	2006
2007	2007	2007
2008	2008	2008
2009	2009	2009
2010	2010	2010
2011	2011	2011
2012	2012	2012
2013	2013	2013
2014	2014	2014
2015	2015	2015
2016	2016	2016
2017	2017	2017
2018	2018	2018
2019	2019	2019
2020	2020	2020
2021	2021	2021
2022	2022	2022
2023	2023	2023

SEASON [MINIMUM 50 COMPLETIONS]

PLAYER	YEAR	PCT
1. Joe Hamilton	1999	.666
2. George Godsey	2001	.648
3. Joe Hamilton	1997	.646
4. George Godsey	2000	.636
5. Haynes King	2023	.616
6. John Dewberry	1984	.612
7. Jeff Sims	2021	.601
8. Pepper Rodgers	1953	.600
9. Kim King	1965	.586
10. Jeff Sims	2022	.585

SEASON [MINIMUM 50 ATTEMPTS]

PLAYER	YEAR	EFF
1. Joe Hamilton	1999	175.0
2. Justin Thomas	2016	157.0
3. Tevin Washington	2011	155.4
4. Justin Thomas	2014	153.9
5. George Godsey	2000	151.9
6. Vad Lee	2012	150.5
7. Joshua Nesbitt	2009	148.7
8. Tevin Washington	2012	147.4
9. Joe Hamilton	1997	146.6
10. John Dewberry	1984	144.4

2000	2000	2000
2001	2001	2001
2002	2002	2002
2003	2003	2003
2004	2004	2004
2005	2005	2005
2006	2006	2006
2007	2007	2007
2008	2008	2008
2009	2009	2009
2010	2010	2010
2011	2011	2011
2012	2012	2012
2013	2013	2013
2014	2014	2014
2015	2015	2015
2016	2016	2016
2017	2017	2017
2018	2018	2018
2019	2019	2019
2020	2020	2020
2021	2021	2021
2022	2022	2022
2023	2023	2023

TOUCHDOWN PASSES

CAREER

PLAYER	YEARS	TD
1. Joe Hamilton	1996-99	65
2. Reggie Ball	2003-06	57
3. Shawn Jones	1989-92	51
4. George Godsey	1998-01	41
5. Justin Thomas	2013-16	40
6. Eddie McAshan	1970-72	32
7. Jeff Sims	2020-22	30
8. Haynes King	2023-pres.	27
John Dewberry	1983-85	27
10. Mike Kelley	1978-81	23

YEAR-BY-YEAR LEADERS

PASSING YARDS

YEAR	PLAYER	YDS
1950	Darrell Crawford	546
1951	Darrell Crawford	1,237
1952	Bill Brigman	794
1953	Pepper Rodgers	643
1954	Bill Brigman	573
1955	Toppo Vann	270
1956	Toppo Vann	446
1957	Fred Braselton	486
1958	Fred Braselton	319
1959	Fred Braselton	368
1960	Stan Gann	523
1961	Stan Gann	450
1962	Billy Lothridge	1,006
1963	Billy Lothridge	1,017
1964	Jerry Priestley	441
1965	Kim King	1,331
1966	Kim King	690
1967	Kim King	742
1968	Larry Good	1,337
1969	Jack Williams	358
1970	Eddie McAshan	1,138

2014	Justin Thomas	1,719
2015	Justin Thomas	1,345
2016	Justin Thomas	1,559
2017	TaQuon Marshall	927
2018	TaQuon Marshall	900
2019	James Graham	1,164
2020	Jeff Sims	1,881
2021	Jeff Sims	1,468
2022	Jeff Sims	1,115
2023	Haynes King	2,842

RECEIVING



Calvin Johnson

RECEIPTS

CAREER

PLAYER	YEARS	REC
1. Kelly Campbell	1998-01	195
2. Calvin Johnson	2004-06	178
3. Jonathan Smith	2000-03	174
4. Kerry Watkins	1999-02	171
5. Harvey Middleton	1994-97	165
6. Will Glover	1999-02	122
7. Jerry Mays	1985-89	115
Bobby Rodriguez	1989-92	115
9. Robert Lavette	1981-84	114
10. *Demaryius Thomas	2007-09	113
11. John Sias	1966-68	110
12. Jimmy Robinson	1972-74	101
13. Derrick Steagall	1993-97	99
Malachi Carter	2018-22	99
15. Greg Lester	1987-91	93
16. Nate Curry	2000-04	92
17. Dez White	1997-99	90
18. Ken Whisenhunt	1980-84	82
19. James Johnson	2005-07	78
20. Emmett Merchant	1988-91	77

SEASON

PLAYER	YEAR	REC
1. Jonathan Smith	2003	78
2. Calvin Johnson	2006	76
3. Kerry Watkins	2002	71
4. Kelly Campbell	1999	69
5. Harvey Middleton	1996	64
6. John Sias	1968	61
7. Nate McCollum	2022	60
8. Kelly Campbell	2000	59
9. Kelly Campbell	2001	56
10. Calvin Johnson	2005	54

RECEIVING YARDS

CAREER

PLAYER	YEARS	YDS
1. Calvin Johnson	2004-06	2,927
2. Kelly Campbell	1998-2001	2,907
3. Kerry Watkins	1999-2002	2,680
4. Harvey Middleton	1994-96	2,291
5. Jonathan Smith	2000-03	2,238
6. *Demaryius Thomas	2007-09	2,135

7. Dez White	1997-99	1,833
8. John Sias	1966-68	1,727
9. Bobby Rodriguez	1989-92	1,681
10. Derrick Steagall	1993-97	1,639
11. Jimmy Robinson	1972-74	1,633
Greg Lester	1987-91	1,633
13. Ricky Jeune	2014-17	1,492
14. Malachi Carter	2018-22	1,417
15. Will Glover	1999-2002	1,316
16. Gary Lee	1983-86	1,299
17. Ken Whisenhunt	1980-84	1,264
18. Stephen Hill	2009-11	1,248
19. James Johnson	2005-07	1,240
20. Nate Curry	2000-04	1,185

SEASON

PLAYER	YEAR	YDS
1. Calvin Johnson	2006	1,202
2. Jonathan Smith	2003	1,138
3. Kelly Campbell	1999	1,105
4. Kerry Watkins	2002	1,050
5. Dez White	1998	973
6. Kelly Campbell	2000	963
7. *Demaryius Thomas	2009	950
8. John Sias	1968	902
9. Calvin Johnson	2005	888
10. Dez White	1999	860

YARDS PER RECEPTION

CAREER [MINIMUM 50 RECEPTIONS]

PLAYER	YEARS	AVG
1. Dez White	1997-99	20.4
2. Ricky Jeune	2014-17	20.2
3. Gary Lee	1983-86	19.4
4. Drew Hill	1975-78	19.3
5. Jason McGill	1990-92	19.2
6. *Demaryius Thomas	2007-09	18.9
DeAndre Smelter	2013-14	18.9
8. Greg Lester	1987-91	17.6
9. Derrick Steagall	1993-97	16.6
10. Calvin Johnson	2004-06	16.4

SEASON [MINIMUM 25 RECEPTIONS]

PLAYER	YEAR	AVG
1. Stephen Hill	2011	29.3
2. *Demaryius Thomas	2009	25.1
3. Gary Lee	1985	22.2
4. Dez White	1998	21.2
5. Kris Kentera	1979	21.0
6. DeAndre Smelter	2014	20.4
7. Drew Hill	1978	19.6
8. Derrick Steagall	1997	19.5
Dez White	1999	19.5
10. Greg Lester	1991	19.3

TOUCHDOWN RECEPTIONS

CAREER

PLAYER	YEARS	TD
1. Calvin Johnson	2004-06	28
2. Kelly Campbell	1998-2001	24
3. Kerry Watkins	1999-2002	22
4. Buck Martin	1950-52	14
Gary Lee	1983-86	14
Dez White	1997-99	14
7. Jimmy Robinson	1972-74	13
Greg Lester	1987-91	13
Harvey Middleton	1994-97	13
*Demaryius Thomas	2007-09	13

SEASON

PLAYER	YEAR	TD
1. Calvin Johnson	2006	15
2. Kelly Campbell	1999	10
Kelly Campbell	2000	10
4. Jimmy Robinson	1972	9
Dez White	1998	9
6. Buck Martin	1951	8
7. Craig Baynham	1965	7
Harvey Middleton	1997	7
Calvin Johnson	2004	7
DeAndre Smelter	2014	7
Ahmarean Brown	2019	7
Kyric McGowan	2021	7

100-YARD GAMES

CAREER

PLAYER	YEARS	G
1. Calvin Johnson	2004-06	13
2. Harvey Middleton	1994-96	10
Kelly Campbell	1998-2001	10
4. Dez White	1997-99	8
5. John Sias	1966-68	7
Jonathan Smith	2000-03	7
7. Demaryius Thomas	2007-09	6
8. Derrick Steagall	1993-97	5
Kerry Watkins	1999-2002	5
10. Jimmy Robinson	1972-74	4
DeAndre Smelter	2013-14	4

SEASON

PLAYER	YEAR	G
1. Calvin Johnson	2006	7
2. Jonathan Smith	2003	6
Harvey Middleton	1997	6
4. John Sias	1968	5
5. Dez White	1998	4
Dez White	1999	4
Kelly Campbell	1999	4
DeAndre Smelter	2014	4

CONSECUTIVE GAMES WITH RECEPTION CAREER

PLAYER	YEARS	G
1. Harvey Middleton	1994-97	40
2. Kelly Campbell	1999-01	32
3. Calvin Johnson	2004-06	30
4. Kerry Watkins	2000-02	29
*Demaryius Thomas	2008-09	29
6. Robert Lavette	1981-83	27
7. Jerry Mays	1986-89	24
Dez White	1997-99	24
9. John Sias	1967-68	20
Marlon Heggs	1979-80	20

RECEPTIONS BY TWO PLAYERS COMBINED

GAME
22 – William Glover (13)
Kerry Watkins (9) at Virginia, Nov. 10, 2001

RECEIVING YARDS BY TWO PLAYERS COMBINED

GAME
333 – William Glover (172), Kerry Watkins (161) at Virginia, Nov. 10, 2001

YEAR-BY-YEAR LEADERS
RECEIVING YARDS

YEAR	PLAYER	YDS
1950	John Weigle	368
1951	Buck Martin	566
1952	Buck Martin	398
1953	Sam Hensley	244
1954	Bill Sennett	296
1955	George Volkert	171
1956	Stan Flowers	141
1957	Jerome Green	86
1958	Fred Murphy	143
1959	Fred Murphy	145
1960	Chick Graning	158
1961	Billy Martin	233
1962	Billy Martin	323
1963	Billy Martin	221
1964	Johnny Gresham	290
1965	Craig Baynham	368
1966	Steve Almond	265
1967	John Sias	671
1968	John Sias	902
1969	Herman Lam	273
1970	Larry Studdard	355
1971	Mike Oven	361
1972	Jimmy Robinson	812
1973	Jimmy Robinson	597
1974	Jimmy Robinson	224
1975	Steve Raible	277
1976	John Steele	233
1977	Drew Hill	102
1978	Drew Hill	708
1979	Kris Kentera	526
1980	Marlon Heggs	483
1981	Robert Lavette	307
1982	Robert Lavette	286
1983	Ken Whisenhunt	244
1984	Ken Whisenhunt	517

1985	Gary Lee	645
1986	Gary Lee	386
1987	Greg Lester	593
1988	Jerry Mays	338
1989	Bobby Rodriguez	296
1990	Bobby Rodriguez	493
1991	Greg Lester	676
1992	Bobby Rodriguez	621
1993	Omar Cassidy	395
1994	Charlie Simmons	587
1995	Harvey Middleton	444
1996	Harvey Middleton	804
1997	Harvey Middleton	839
1998	Dez White	973
1999	Kelly Campbell	1,105
2000	Kelly Campbell	963
2001	Kelly Campbell	708
2002	Kerry Watkins	1,050
2003	Jonathan Smith	1,138
2004	Calvin Johnson	837
2005	Calvin Johnson	888
2006	Calvin Johnson	1,202
2007	Greg Smith	588
2008	Demaryius Thomas	627
2009	Demaryius Thomas	1,154
2010	Stephen Hill	291
2011	Stephen Hill	820
2012	Orwin Smith	288
2013	Robert Godhigh	471
2014	DeAndre Smelter	715
2015	Ricky Jeune	520
2016	Clinton Lynch	490
2017	Ricky Jeune	545
2018	Brad Stewart	268
2019	Ahmarean Brown	396
2020	Jalen Camp	439
2021	Malachi Carter	489
2022	Nate McCollum	655
2023	Eric Singleton, Jr.	714

* - Per NCAA sanctions, Demaryius Thomas' statistics from the final three games of the 2009 season are not included in these records (7 receptions, 204 yards, 2 touchdowns)

TOTAL OFFENSE
TOTAL YARDS
CAREER

PLAYER	YEARS	YDS
1. Joe Hamilton	1996-99	10,640 (1,758 rush, 8,882 pass)
2. Reggie Ball	2003-06	9,579 (1,451 rush, 8,128 pass)
3. Shawn Jones	1989-92	9,296 (855 rush, 8,441 pass)
4. Justin Thomas	2013-16	7,166 (2,412 rush, 4,754 pass)
5. George Godsey	1998-01	6,125 (-12 rush, 6,137 pass)
6. Joshua Nesbitt	2007-10	6,082 (2,806 rush, 3,276 pass)
7. Jeff Sims	2020-22	5,616 (1,152 rush, 4,464 pass)
8. Tevin Washington	2009-12	5,537 (2,225 rush, 3,312 pass)
9. Mike Kelley	1978-81	5,198 (-51 rush, 5,249 pass)
10. John Dewberry	1983-85	4,823 (630 rush, 4,193 pass)
11. Eddie McAshan	1970-72	4,262 (182 rush, 4,080 pass)
12. Robert Lavette	1981-84	4,093 (4,066 rush, 27 pass)
13. TaQuon Marshall	2015-18	4,025 (2,189 rush, 1,836 pass)
14. Donnie Davis	1992-95	4,010 (749 rush, 3,261 pass)
15. Jerry Mays	1985-89	3,757 (3,699 rush, 58 pass)
16. Haynes King	2023-pres.	3,579 (737 rush, 2,842 pass)
17. Eddie Lee Ivery	1975-78	3,570 (3,517 rush, 53 pass)
18. Tashard Choice	2005-07	3,382 (3,365 rush, 17 pass)
19. P.J. Daniels	2002-05	3,359 (3,346 rush, 13 pass)
20. Kim King	1965-67	3,269 (506 rush, 2,763 pass)

SEASON

PLAYER	YEAR	YDS
1. Joe Hamilton	1999	3,794 (734 rush, 3,060 pass)
2. Haynes King	2023-pres.	3,579 (737 rush, 2,842 pass)
3. George Godsey	2000	3,094 (11 rush, 3,083 pass)
4. George Godsey	2001	3,040 (-45 rush, 3,085 pass)
5. Justin Thomas	2014	2,805 (1,086 rush, 1,719 pass)
6. Joe Hamilton	1997	2,792 (478 rush, 2,314 pass)
7. Joshua Nesbitt	2009	2,738 (1,037 rush, 1,701 pass)
8. Shawn Jones	1991	2,649 (361 rush, 2,288 pass)
9. Tevin Washington	2011	2,638 (987 rush, 1,652 pass)
10. Reggie Ball	2005	2,546 (381 rush, 2,165 pass)

YEAR-BY-YEAR LEADERS**TOTAL OFFENSE**

YEAR	PLAYER	YDS
1950	Bobby North	663
1951	Darrell Crawford	1,194
1952	Bill Teas	788
1953	Pepper Rodgers	650
1954	Bill Brigman	520
1955	George Volkert	653
1956	Toppy Vann	543
1957	Fred Braselton	517
1958	Floyd Faucette	473
1959	Fred Braselton	396
1960	Stan Gann	679
1961	Stan Gann	577
1962	Billy Lothridge	1,484
1963	Billy Lothridge	1,240
1964	Jerry Priestley	505
1965	Kim King	1,676
1966	Larry Good	852
1967	Kim King	806
1968	Larry Good	1,356
1969	Brent Cunningham	459
1970	Eddie McAshan	1,209
1971	Eddie McAshan	1,290
1972	Eddie McAshan	1,763
1973	Jim Stevens	1,480
1974	David Sims	881
1975	Danny Myers	704
1976	David Sims	867
1977	Eddie Lee Ivery	905
1978	Eddie Lee Ivery	1,589
1979	Mike Kelley	2,107
1980	Mike Kelley	809
1981	Mike Kelley	791
1982	Jim Bob Taylor	1,831
1983	John Dewberry	1,013
1984	John Dewberry	2,175
1985	John Dewberry	1,635
1986	Rick Strom	1,144
1987	Rick Strom	1,093
1988	Todd Rampley	1,479
1989	Shawn Jones	2,078
1990	Shawn Jones	2,285
1991	Shawn Jones	2,649
1992	Shawn Jones	2,284
1993	Donnie Davis	2,067
1994	Tommy Luginbill	2,040
1995	Donnie Davis	1,852
1996	Joe Hamilton	1,590
1997	Joe Hamilton	2,792
1998	Joe Hamilton	2,464
1999	Joe Hamilton	3,794
2000	George Godsey	2,945
2001	George Godsey	3,040
2002	A.J. Suggs	2,263
2003	Reggie Ball	2,380
2004	Reggie Ball	2,479
2005	Reggie Ball	2,546
2006	Reggie Ball	2,174
2007	Taylor Bennett	2,123
2008	Joshua Nesbitt	1,501
2009	Joshua Nesbitt	2,738
2010	Joshua Nesbitt	1,411
2011	Tevin Washington	2,638

2012	Tevin Washington	1,906
2013	Vad Lee	2,074
2014	Justin Thomas	2,805
2015	Justin Thomas	1,833
2016	Justin Thomas	2,613
2017	TaQuon Marshall	2,073
2018	TaQuon Marshall	1,871
2019	James Graham	1,454
2020	Jeff Sims	2,373
2021	Jeff Sims	1,840
2022	Jeff Sims	1,403
2023	Haynes King	3,579

1959	Taz Anderson	550
1960	Billy Williamson	798
1961	Billy Williamson	745
1962	Joe Auer	512
1963	Joe Auer	552
1964	Johnny Gresham	980
1965	Lenny Snow	901
1966	Lenny Snow	889
1967	John Sias	752
1968	John Sias	922
1969	Gene Spiotta	703
1970	Brent Cunningham	990
1971	Brent Cunningham	610
1972	Jimmy Robinson	828
1973	Jimmy Robinson	742
1974	David Sims	913
1975	Drew Hill	754
1976	Eddie Lee Ivery	844
1977	Eddie Lee Ivery	1,101
1978	Eddie Lee Ivery	1,879
1979	Marlon Heggs	813
1980	Marlon Heggs	691
1981	Robert Lavette	1,562
1982	Robert Lavette	1,570
1983	Robert Lavette	926
1984	Robert Lavette	1,335
1985	Gary Lee	975
1986	Jerry Mays	1,044
1987	Richard Hills	1,079
1988	Jerry Mays	1,280
1989	Jerry Mays	1,624
1990	William Bell	1,050
1991	Jimy Lincoln	1,036
1992	Jason McGill	663
1993	Dorsey Levens	1,163
1994	C.J. Williams	716
1995	C.J. Williams	1,331
1996	Charlie Rogers	1,477
1997	Harvey Middleton	1,031
1998	Dez White	1,655
1999	Dez White	1,616
2000	Kelly Campbell	1,682
2001	Joe Burns	1,457
2002	Kerry Watkins	1,570
2003	Jonathan Smith	1,569
2004	Levon Thomas	1,088
2005	P.J. Daniels	1,104
2006	Tashard Choice	1,571
2007	Tashard Choice	1,486
2008	Jonathan Dwyer	1,775
2009	Jonathan Dwyer	1,432
2010	Anthony Allen	1,404
2011	Orwin Smith	1,273
2012	Orwin Smith	1,237
2013	Robert Godhigh	1,215
2014	Justin Thomas	1,086
2015	Marcus Marshall	908
2016	Clinton Lynch	905
2017	TaQuon Marshall	1,146
2018	TaQuon Marshall	993
2019	Jordan Mason	944
2020	Jahmyr Gibbs	968
2021	Jahmyr Gibbs	1,805
2022	Hassan Hall	900
2023	Jamal Haynes	1,257

ALL-PURPOSE**ALL-PURPOSE YARDS****CAREER**

PLAYER	YEARS	YDS
1. Robert Lavette	1981-84	5,393
2. Jerry Mays	1985-89	4,743
3. Kelly Campbell	1998-2001	4,472
4. Eddie Lee Ivery	1975-78	4,324
5. Orwin Smith	2009-12	4,278
6. Jonathan Dwyer	2007-09	3,966
7. P.J. Daniels	2002-05	3,949
8. Drew Hill	1975-78	3,815
9. Charlie Rogers	1995-98	3,693
10. Tashard Choice	2005-07	3,646
11. Dez White	1997-99	3,601
12. Joe Burns	1998-2001	3,509
13. Kerry Watkins	1999-2002	3,343
14. Calvin Johnson	2004-06	2,967
15. Jonathan Smith	2000-03	2,931
16. Harvey Middleton	1994-97	2,879
17. C.J. Williams	1994-96	2,860
18. Joshua Nesbitt	2007-10	2,806
19. Jahmyr Gibbs	2020-21	2,773
20. Billy Teas	1951-54	2,640

SEASON

PLAYER	YEAR	YDS
1. Eddie Lee Ivery	1978	1,879
2. Jahmyr Gibbs	2021	1,805
3. Kelly Campbell	2000	1,777
4. Jonathan Dwyer	2008	1,775
5. Dez White	1998	1,655
6. Jerry Mays	1989	1,624
7. Dez White	1999	1,616
8. Tashard Choice	2006	1,571
9. Robert Lavette	1982	1,570
Kerry Watkins	2002	1,570

YEAR-BY-YEAR LEADERS**ALL-PURPOSE YARDS**

YEAR	PLAYER	YDS
1948	Bob McCoy	530
1949	Bobby North	822
1950	Bobby North	706
1951	Leon Hardeman	851
1952	Billy Teas	1,195
1953	Billy Teas	1,061
1954	Jimmy Thompson	519
1955	George Volkert	877
1956	Ken Owen	773
1957	Lester Simmerville	584
1958	Floyd Faucette	659

**SCORING****POINTS SCORED****CAREER**

PLAYER	YEARS	PTS
1. Harrison Butker	2013-16	337
2. Luke Manget	1999-02	322
3. Travis Bell	2004-07	321
4. Scott Sisson	1989-92	299
5. Robert Lavette	1981-84	276
6. Scott Blair	2007-10	239
7. Tevin Washington	2009-12	228
8. Jonathan Dwyer	2007-09	218
9. Joshua Nesbitt	2007-10	212
10. Joe Burns	1998-01	206
11. Billy Lothridge	1961-63	204
12. TaQuon Marshall	2015-18	184
13. Calvin Johnson	2004-06	174
14. David Bell	1983-86	172
15. Jerry Mays	1985-89	168
Tashard Choice	2005-07	168
17. Kelly Campbell	1998-01	162
18. Johnny Smith	1977-80	159
19. Eddie Lee Ivery	1975-78	158
Brad Chambers	1995-98	158

SEASON

PLAYER	YEAR	PTS
1. Tevin Washington	2012	120
2. Robert Lavette	1982	114
3. Joshua Nesbitt	2009	108
4. Travis Bell	2007	106
5. TaQuon Marshall	2017	104
6. Harrison Butker	2014	98
7. Luke Manget	2001	97
8. Joe Burns	2001	92
9. Harrison Butker	2016	91
10. Calvin Johnson	2006	90

TOTAL TOUCHDOWNS**CAREER**

PLAYER	YEARS	TD
1. Robert Lavette	1981-84	46
2. Tevin Washington	2009-12	38
3. Jonathan Dwyer	2007-09	36
4. Joshua Nesbitt	2007-10	35
5. Joe Burns	1998-01	34
6. TaQuon Marshall	2015-18	30
7. Calvin Johnson	2004-06	29
8. Jerry Mays	1985-89	28
Tashard Choice	2005-07	28
10. Kelly Campbell	1998-01	27

SEASON

PLAYER	YEAR	TD
1. Tevin Washington	2012	20
2. Robert Lavette	1982	19
3. Joshua Nesbitt	2009	18
4. TaQuon Marshall	2017	17
5. Joe Burns	2001	15
Calvin Johnson	2006	15
7. Robert Lavette	1984	14
Jonathan Dwyer	2009	14
Tevin Washington	2011	14
10. C.J. Williams	1995	13
Sean Gregory	1999	13

Joe Burns	2000	13
Jonathan Dwyer	2008	13
Dedrick Mills	2016	13

TOUCHDOWN RESPONSIBILITY**CAREER**

PLAYER	YEARS	TD
1. Joe Hamilton	1996-99	83
2. Shawn Jones	1989-92	70
3. Reggie Ball	2003-06	68
4. Justin Thomas	2013-16	62
5. Tevin Washington	2009-12	59
6. Joshua Nesbitt	2007-10	55
7. George Godsey	1998-01	47
8. Robert Lavette	1981-84	46
9. TaQuon Marshall	2015-18	45
10. Jeff Sims	2020-22	41

SEASON

PLAYER	YEAR	TD
1. Haynes King	2023	37
2. Joe Hamilton	1999	35
3. Joshua Nesbitt	2009	28
Tevin Washington	2012	28
5. TaQuon Marshall	2017	27
6. Justin Thomas	2014	26
7. George Godsey	2000	25
Tevin Washington	2011	25
9. George Godsey	2001	22
Reggie Ball	2006	22

YEAR-BY-YEAR LEADERS**SCORING**

YEAR	PLAYER	TD	FG	PTS
1950	John Weigle	5	0	30
1951	Buck Martin	9	0	54
1952	Pepper Rodgers	13	5	60
1953	Pepper Rodgers	4	1	40
1954	Jimmy Thompson	4	0	24
	Henry Hair	4	0	24
1955	Tippy Vann	6	0	37
1956	Tippy Vann	5	0	39
1957	Fred Braselton	2	0	15
1958	Tommy Wells	0	4	19
1959	Tommy Wells	0	2	21
1960	Tommy Wells	0	8	34
1961	Billy Lothridge	3	4	46
1962	Billy Lothridge	9	5	89
1963	Billy Lothridge	3	12	69
1964	Johnny Gresham	4	0	24
1965	Bunkey Henry	0	5	42
1966	Lenny Snow	12	0	72
1967	Tom Carmichael	0	7	33
1968	Kenny Bounds	4	0	28
1969	Jack Moore	0	3	21
1970	B. Cunningham	7	0	42
1971	Tommy Lang	5	0	32
1972	Jimmy Robinson	9	0	56
1973	Cam Bonifay	0	12	54
1974	Danny Smith	0	6	45
1975	Danny Myers	7	0	42
1976	David Sims	9	0	54
1977	Eddie Lee Ivery	8	0	48
1978	Eddie Lee Ivery	11	0	68
1979	Johnny Smith	0	7	38

1980	Johnny Smith	0	5	22
1981	Robert Lavette	7	0	42
1982	Robert Lavette	19	0	114
1983	Ron Rice	0	9	52
1984	Robert Lavette	14	0	84
1985	Gary Lee	7	0	42
1986	David Bell	0	11	64
1987	Thomas Palmer	0	7	41
1988	Thomas Palmer	0	15	64
1989	Scott Sisson	0	15	75
1990	Scott Sisson	0	15	84
1991	Scott Sisson	0	11	63
1992	Scott Sisson	0	19	77
1993	Tyler Jarrett	0	9	54
	Dorsey Levens	9	0	54
1994	Chris Leone	0	9	44
1995	C.J. Williams	13	0	78
1996	C.J. Williams	9	0	54
1997	Dave Frakes	0	12	61
1998	Brad Chambers	0	12	82
1999	Luke Manget	0	11	86
2000	Joe Burns	13	0	78
2001	Luke Manget	0	19	97
2002	Tony Hollings	11	0	66
2003	Dan Burnett	0	17	79
2004	Travis Bell	0	15	76
2005	Travis Bell	0	11	60
2006	Calvin Johnson	15	0	90
2007	Travis Bell	0	23	106
2008	Jonathan Dwyer	13	0	80
2009	Joshua Nesbitt	18	0	108
2010	Scott Blair	0	15	82
2011	Justin Moore	0	11	89
2012	Tevin Washington	20	0	120
2013	Harrison Butker	0	10	83
2014	Harrison Butker	0	11	98
2015	Harrison Butker	0	7	65
2016	Harrison Butker	0	15	91
2017	TaQuon Marshall	17	0	104
2018	TaQuon Marshall	12	0	72
2019	Jordan Mason	7	0	42
	Ahmarean Brown	7	0	42
2020	Jahmyr Gibbs	7	0	42
2021	Brent Cimaglia	0	11	64
2022	Gavin Stewart	0	12	49
2023	Aidan Birr	0	17	88

RUSHING & PASSING TD IN SAME GAME**CAREER**

PLAYER	YEARS	G
1. Joe Hamilton	1996-99	12
2. Joshua Nesbitt	2007-10	11
3. Justin Thomas	2013-16	10
4. Tevin Washington	2009-12	8
Vad Lee	2012-13	8
TaQuon Marshall	2015-18	8
Jeff Sims	2020-22	8
8. Haynes King	2023-pres.	7
9. Shawn Jones	1989-92	6
Donnie Davis	1992-95	6
Reggie Ball	2003-06	6

SEASON

PLAYER	YEAR	G
1. Haynes King	2023	7
2. Joshua Nesbitt	2009	6
3. Joe Hamilton	1999	5
Tevin Washington	2012	5
Vad Lee	2013	5
TaQuon Marshall	2017	5
Jeff Sims	2020	5
8. Justin Thomas	2014	4
Justin Thomas	2015	4
10. John Dewberry	1984	3
Shawn Jones	1992	3
Donnie Davis	1993	3
Donnie Davis	1995	3
Joe Hamilton	1997	3
George Godsey	2001	3
Reggie Ball	2005	3
Joshua Nesbitt	2010	3
Vad Lee	2012	3
TaQuon Marshall	2018	3

RUSHING & RECEIVING TD IN SAME GAME CAREER

PLAYER	YEARS	G
1. Jerry Mays	1985-89	5
2. Kelly Campbell	1998-01	4
3. Jahmyr Gibbs	2020-21	3
4. Brent Cunningham	1969-71	2
William Bell	1989-93	2
C.J. Williams	1994-95	2

SEASON

PLAYER	YEAR	G
1. Jerry Mays	1989	4
2. Brent Cunningham	1970	2
Kelly Campbell	2000	2
Jahmyr Gibbs	2020	2

POINTS (BY KICKING)

CAREER

PLAYER	YEARS	PTS
1. Harrison Butker	2013-16	337
2. Luke Manget	1999-02	322
3. Travis Bell	2004-07	321
4. Scott Sisson	1989-92	299
5. Scott Blair	2007-10	239
6. David Bell	1983-86	172
7. Johnny Smith	1977-80	159
8. Brad Chambers	1995-98	158
9. Ron Rice	1980-83	150
10. Thomas Palmer	1985-88	138
11. Dave Frakes	1994-97	127
12. Billy Lothridge	1961-63	114
13. Bunky Henry	1964-66	103
14. Justin Moore	2010-12	97
15. Cam Bonifay	1971-73	93
16. Pepper Rodgers	1951-53	92
Danny Smith	1974-76	92
18. Aidan Birt	2023-pres.	88
19. Dan Burnett	2000-03	87
20. Gavin Stewart	2020-23	85

SEASON

PLAYER	YEAR	PTS
1. Travis Bell	2007	106
2. Harrison Butker	2014	98
3. Luke Manget	2001	97
4. Harrison Butker	2016	91
5. Justin Moore	2011	89
6. Aidan Birt	2023	88
7. Scott Blair	2009	87
8. Luke Manget	1999	86
9. Scott Sisson	1990	84
10. Harrison Butker	2013	83

8. Dan Burnett	2003	.810 (17-21)
9. Cam Bonifay	1973	.800 (12-15)
10. Scott Sisson	1992	.791 (19-24)

FIELD GOALS MADE

CAREER

PLAYER	YEARS	FGM
1. Travis Bell	2004-07	61
2. Scott Sisson	1989-92	60
3. Luke Manget	1999-02	54
4. Harrison Butker	2013-16	43
5. Scott Blair	2007-10	41
6. David Bell	1983-86	32
7. Ron Rice	1980-83	29
8. Johnny Smith	1977-80	28
Thomas Palmer	1985-88	28
10. Brad Chambers	1995-98	27

FIELD GOAL PERCENTAGE

CAREER (MINIMUM 20 FG ATTEMPTS)

PLAYER	YEARS	PCT
1. Scott Blair	2007-10	.732 (41-56)
2. Travis Bell	2004-07	.726 (61-84)
3. Harrison Butker	2013-16	.717 (43-60)
4. Luke Manget	1999-02	.701 (54-77)
5. Gavin Stewart	2020-23	.700 (14-20)
6. David Bell	1983-86	.695 (32-46)
7. Scott Sisson	1989-92	.681 (60-88)
8. Dan Burnett	2000-03	.680 (17-25)
9. Cam Bonifay	1971-73	.676 (25-37)
10. Brad Chambers	1995-98	.675 (27-40)

SEASON

PLAYER	YEAR	FGM
1. Travis Bell	2007	23
2. Scott Sisson	1992	19
Luke Manget	2001	19
4. Dan Burnett	2003	17
Aidan Birt	2023	17
6. Thomas Palmer	1988	15
Scott Sisson	1989	15
Scott Sisson	1990	15
Travis Bell	2004	15
Scott Blair	2010	15
Harrison Butker	2016	15

SEASON (MINIMUM 10 FG ATTEMPTS)

PLAYER	YEAR	PCT
1. Gavin Stewart	2022	.923 (12-13)
2. Aidan Birt	2023	.894 (17-19)
3. Travis Bell	2004	.882 (15-17)
Scott Blair	2010	.882 (15-17)
Harrison Butker	2016	.882 (15-17)
6. David Bell	1984	.867 (13-15)
7. Travis Bell	2007	.821 (23-28)

GAME-WINNING FIELD GOALS IN FINAL 3:00 OF GAME

WINNING TEAM	LOSING TEAM	DATE	GAME-WINNER
Georgia Tech 23	Duke 20 (ot)	10/8/2022	Gavin Stewart 37 FG, 1st OT
Georgia Tech 16	Florida State 13	9/12/2020	Jude Kelley 32 FG, 1:50 left
Georgia Tech 30	Virginia 27	11/17/2018	Wesley Wells 40 FG, final play
Georgia Tech 27	Virginia Tech 24	9/20/2014	Harrison Butker 24 FG, final play
Georgia Tech 27	North Carolina 25	11/17/2007	Travis Bell 27 FG, 0:15 left
Georgia Tech 51	Georgia 48 (ot)	11/27/1999	Luke Manget 38 FG, 1st OT
Georgia Tech 21	Georgia 19	11/28/1998	Brad Chambers 35 FG, 0:02 left
Georgia Tech 23	Clemson 20	9/27/1997	Brad Chambers 20 FG, 1:54 left
Georgia Tech 16	NC State 13	10/3/1992	Scott Sisson 29 FG, final play
Georgia Tech 19	Furman 17	11/9/1991	Scott Sisson 37 FG, 0:21 left
Georgia Tech 24	Virginia 21	9/19/1991	Scott Sisson 33 FG, final play
Georgia Tech 6	Virginia Tech 3	11/10/1990	Scott Sisson 38 FG, 0:08 left
Georgia Tech 41	Virginia 38	11/3/1990	Scott Sisson 37 FG, 0:07 left
Georgia Tech 13	North Carolina 13	10/20/1990	Scott Sisson 27 FG, 1:01 left
Georgia Tech 13	Boston College 12	11/25/1989	Scott Sisson 35 FG, 0:42 left
Georgia Tech 6	South Carolina 3	10/7/1978	Johnny Smith 34 FG, 0:57 left
Georgia Tech 17	Baylor 14	1/1/1952	Pepper Rodgers 22 FG, 2:56 left
Georgia Tech 17	Florida 14	9/7/1952	Pepper Rodgers 17 FG, 0:06 left

FIELD GOALS TO FORCE OVERTIME IN FINAL :10 OF GAME

WINNING TEAM	LOSING TEAM	DATE	PLAY
Georgia Tech 30	Georgia 24 (ot)	11/29/2014	Harrison Butker 53 FG, final play
Clemson 47	Georgia Tech 44 (ot)	9/29/2001	Luke Manget 20 FG, 0:06 left
Georgia Tech 31	North Carolina 24 (ot)	10/9/2009	Luke Manget 36 FG, 0:05 left
The Citadel 27	Georgia Tech 24 (ot)	9/14/2019	Brenton King 34 FG, final play



PAT'S MADE

CAREER		
PLAYER	YEARS	XPM
1. Harrison Butker	2013-16	210
2. Luke Manget	1999-2002	160
3. Travis Bell	2004-07	138
4. Scott Sisson	1989-92	119
5. Scott Blair	2007-10	116
6. Brad Chambers	1995-98	77
7. David Bell	1983-86	76
8. Johnny Smith	1977-80	75
9. Bunky Henry	1964-66	73
10. Pepper Rodgers	1951-53	68

SEASON

PLAYER	YEAR	XPM
1. Harrison Butker	2014	65
2. Justin Moore	2011	56
3. Luke Manget	1999	53
Harrison Butker	2013	53
5. Brad Chambers	1998	46
Harrison Butker	2016	46
7. Scott Blair	2009	45
8. Harrison Butker	2015	44
9. Travis Bell	2006	43
10. Luke Manget	2001	40

YEAR-BY-YEAR LEADERS

KICK SCORING

YEAR	PLAYER	PTS
1949	Bobby North	17
1950	Jim Patton	20
1951	Pepper Rodgers	22
	Glenn Turner	35
1952	Pepper Rodgers	54
1953	Pepper Rodgers	16
1954	Wade Mitchell	14
1955	Wade Mitchell	16
1956	Wade Mitchell	18
1957	Fred Braselton	3
	Cal James	3
	Urban Henry	3
1958	Tommy Wells	19
1959	Tommy Wells	21
1960	Tommy Wells	34
1961	Billy Lothridge	28
1962	Billy Lothridge	35
1963	Billy Lothridge	51
1964	Bunky Henry	14
1965	Bunky Henry	42
1966	Bunky Henry	47
1967	Tom Carmichael	33
1968	Johnny Duncan	22
1969	Jack Moore	21
1970	Jack Moore	34
1971	Cam Bonifay	27
1972	Bobby Thigpen	39
1973	Cam Bonifay	54
1974	Danny Smith	45
1975	Don Bessillieu	37
1976	Danny Smith	45
1977	Johnny Smith	46
1978	Johnny Smith	53
1979	Johnny Smith	38
1980	Johnny Smith	22

1981	Ron Rice	28
1982	Ron Rice	61
1983	Ron Rice	52
1984	David Bell	72
1985	David Bell	36
1986	David Bell	64
1987	Thomas Palmer	41
1988	Thomas Palmer	74
1989	Scott Sisson	75
1990	Scott Sisson	84
1991	Scott Sisson	63
1992	Scott Sisson	77
1993	Tyler Jarrett	54
1994	Chris Leone	44
1995	Dave Frakes	46
1996	Brad Chambers	49
1997	Dave Frakes	61
1998	Brad Chambers	82
1999	Luke Manget	86
2000	Luke Manget	74
2001	Luke Manget	67
2002	Luke Manget	95
2003	Dan Burnett	79
2004	Travis Bell	76
2005	Travis Bell	60
2006	Travis Bell	79
2007	Travis Bell	106
2008	Scott Blair	69
2009	Scott Blair	87
2010	Scott Blair	82
2011	Justin Moore	89
2012	David Scully	49
2013	Harrison Butker	83
2014	Harrison Butker	98
2015	Harrison Butker	65
2016	Harrison Butker	91
2017	Brenton King	30
2018	Wesley Wells	66
2019	Brenton King	26
2020	Gavin Stewart	28
2021	Brent Cimaglia	64
2022	Gavin Stewart	49
2023	Aidan Birr	88

PUNTING

PUNTS

CAREER

PLAYER	YEARS	P
1. Jeff Pierce	1978-81	252
2. Pressley Harvin III	2017-20	210
3. Jason Bender	1991-94	204
4. Tommy Chapman	1967-69	195
5. David Shanahan	2021-pres.	179
6. Rodney Williams	1995-98	178
7. Sean McDevitt	1986-88	176
8. Ben Arndt	2004-05	160
9. Billy Lothridge	1961-63	150
10. Durant Brooks	2006-07	144

SEASON

PLAYER	YEAR	P
1. Jeff Pierce	1980	88
2. Ben Arndt	2005	87
3. Pressley Harvin III	2019	80
4. Durant Brooks	2006	79
5. Chip Pallman	1970	77
6. Jeff Pierce	1981	75
7. Ben Arndt	2004	73
David Shanahan	2022	73
9. Tommy Chapman	1967	72
10. Mike Snow	1985	71

PUNT YARDS

CAREER

PLAYER	YEARS	YDS
1. Jeff Pierce	1978-81	10,271
2. Pressley Harvin III	2017-20	9,396
3. Jason Bender	1991-94	8,348
4. David Shanahan	2021-pres.	7,632
5. Tommy Chapman	1967-69	7,516
6. Rodney Williams	1995-98	7,373
7. Sean McDevitt	1986-88	6,581
8. Durant Brooks	2006-07	6,525
9. Ben Arndt	2004-05	6,246
10. Sean Poole	2010-13	5,702

SEASON

PLAYER	YEAR	YDS
1. Jeff Pierce	1980	3,609
2. Durant Brooks	2006	3,596
3. Pressley Harvin III	2019	3,583
4. Ben Arndt	2005	3,433
5. Jeff Pierce	1981	3,207
6. David Shanahan	2022	3,172
7. Chip Pallman	1970	2,983
8. Durant Brooks	2007	2,929
9. Mike Snow	1985	2,827
10. Ben Arndt	2004	2,813

PUNT AVERAGE

CAREER (MINIMUM 75 PUNTS)

PLAYER	YEARS	AVG
1. Durant Brooks	2006-07	45.31
2. Pressley Harvin III	2017-20	44.74
3. David Shanahan	2021-pres.	42.64
4. Rodney Williams	1995-98	41.42
5. Dan Dyke	1999-02	41.37
6. Harper Brown	1975-76	41.10
7. Jason Bender	1991-94	40.92
8. Ryan Rodwell	2012-16	40.85
9. Jeff Pierce	1978-81	40.76
10. Sean Poole	2010-13	40.44

SEASON (MINIMUM 25 PUNTS)

PLAYER	YEAR	AVG
1. Pressley Harvin III	2020	48.00
2. Rodney Williams	1997	45.64
3. Durant Brooks	2006	45.52
4. Jason Bender	1994	45.51
5. Durant Brooks	2007	45.06
6. Pressley Harvin III	2019	44.80
7. Pressley Harvin III	2017	44.10
8. Dan Dyke	1999	43.80
9. David Shanahan	2022	43.45
10. Ryan Rodwell	2016	43.13

YEAR-BY-YEAR LEADERS**PUNTING**

YEAR	PLAYER	AVG
1950	Bob Robinson	37.3
1951	Dave Davis	37.9
1952	Dave Davis	39.6
1953	Dave Davis	37.0
1954	Johnny Menger	36.8
1955	Johnny Menger	35.0
1956	Ken Owen	39.7
1957	Jerry Nabors	31.9
1958	Gerald Burch	37.8
1959	Gerald Burch	38.2
1960	Don Coker	35.5
1961	Billy Lothridge	33.1
1962	Billy Lothridge	38.9
1963	Billy Lothridge	41.0
1964	Jerry Priestley	37.0
1965	Jerry Priestley	39.8
1966	Charlie Mason	39.4
1967	Tommy Chapman	38.4
1968	Tommy Chapman	39.3
1969	Tommy Chapman	38.0
1970	Chip Pallman	38.7
1971	Dick Bowley	37.6
1972	Dick Bowley	37.3
1973	Dick Bowley	40.2
1974	Mike Johnson	38.0
1975	Harper Brown	41.1
1976	Harper Brown	41.1
1977	Ted Peebles	39.4
1978	Jeff Pierce	38.7
1979	Ted Peebles	38.3
1980	Jeff Pierce	41.0
1981	Jeff Pierce	42.8
1982	Ron Rice	42.6
1983	Ron Rice	38.7
1984	Mike Snow	39.8
1985	Mike Snow	39.8
1986	Sean McDevitt	36.9
1987	Sean McDevitt	39.5
1988	Sean McDevitt	35.7
1989	Scott Aldredge	39.6
1990	Scott Aldredge	36.6
1991	Jason Bender	39.6
1992	Jason Bender	38.4
1993	Jason Bender	39.9
1994	Jason Bender	45.5
1995	Rodney Williams	38.1
1996	Rodney Williams	38.4
1997	Rodney Williams	45.6
1998	Rodney Williams	42.5
1999	Dan Dyke	43.8
2000	Dan Dyke	41.8
2001	Chris Morehouse	41.4
2002	Chris Morehouse	42.3
2003	Andy Thomson	39.8
2004	Ben Arndt	38.5
2005	Ben Arndt	39.5
2006	Durant Brooks	45.5
2007	Durant Brooks	45.1
2008	Scott Blair	38.9
2009	Chandler Anderson	42.3
2010	Sean Poole	39.3
2011	Sean Poole	39.7
2012	Sean Poole	39.7

2013	Sean Poole	42.3
2014	Ryan Rodwell	40.2
2015	Ryan Rodwell	39.3
2016	Ryan Rodwell	40.8
2017	Pressley Harvin III	44.1
2018	Pressley Harvin III	41.3
2019	Pressley Harvin III	44.8
2020	Pressley Harvin III	48.0
2021	David Shanahan	41.5
2022	David Shanahan	43.5
2023	David Shanahan	42.8

KICKOFF RETURNS**KICKOFF RETURN AVERAGE****CAREER (MINIMUM 25 RETURNS)**

PLAYER	YEARS	AVG
1. Jahmyr Gibbs	2020-21	25.6
2. Drew Hill	1975-78	25.4
3. Dez White	1997-99	24.7
4. Derrick Steagall	1993-97	24.5
Jamal Golden	2011-15	24.5
6. Kelly Campbell	1998-01	24.0
7. T.J. Edwards	1988-90	23.7
8. Randy Rhino	1972-74	23.5
9. Cory Collier	1983-86	23.2
10. Juanyeh Thomas	2018-21	23.0

SEASON (MINIMUM 10 RETURNS)

PLAYER	YEAR	AVG
1. Drew Hill	1978	30.0
2. Kevin Tisdell	1990	29.5
3. Jamal Golden	2012	28.3
4. Drew Hill	1976	26.4
5. Dez White	1998	26.2
6. Derrick Steagall	1993	25.8
7. Jahmyr Gibbs	2021	25.6
8. Gene Spiotta	1969	25.2
9. Randy Rhino	1973	25.0
10. J.J. Green	2016	24.6

KICKOFF RETURNS**CAREER**

PLAYER	YEARS	RET
1. Drew Hill	1975-78	94
2. Orwin Smith	2009-12	76
Jamal Golden	2011-15	76
4. Dez White	1997-99	69
5. Kevin Tisdell	1989-92	68
6. Kelly Campbell	1998-01	59
7. Charlie Rogers	1995-98	56
8. Jamaal Evans	2006-07	45
9. Lethon Flowers	1991-94	43
10. Gary Lee	1983-86	42

SEASON

PLAYER	YEAR	RET
1. Orwin Smith	2009	37
2. T.J. Edwards	1989	35
Kenny Scott	2003	35
4. Drew Hill	1977	32
5. Richard Hills	1987	31
6. Gary Lee	1986	30
Jamal Golden	2014	30
8. Dez White	1999	29
9. Kelly Campbell	2001	28
B.J. Bostic	2010	28

KICKOFF RETURN YARDS**CAREER**

PLAYER	YEARS	YDS
1. Drew Hill	1975-78	2,357
2. Jamal Golden	2011-15	1,860
3. Dez White	1997-99	1,701
4. Orwin Smith	2009-12	1,624
5. Kevin Tisdell	1989-92	1,526
6. Kelly Campbell	1998-01	1,415
7. Charlie Rogers	1995-98	1,264
8. Jamaal Evans	2006-07	975
9. Lethon Flowers	1991-94	938
10. Gary Lee	1983-86	874

SEASON

PLAYER	YEAR	YDS
1. Orwin Smith	2009	888
2. T.J. Edwards	1989	831
3. Kenny Scott	2003	779
4. Drew Hill	1977	754
5. Jamal Golden	2014	710
6. Dez White	1999	689
7. Dez White	1998	682
8. Jamal Golden	2012	652
9. Kelly Campbell	2001	651
10. Kelly Campbell	2000	632

KICKOFF RETURN TOUCHDOWNS**CAREER**

PLAYER	YEARS	RET
1. Drew Hill	1975-78	2
Gary Lee	1983-86	2
Dez White	1997-99	2
Jamal Golden	2011-15	2
Juanyeh Thomas	2018-21	2
6. Dewey Scarboro	1918-21	1
Lester Simerville	1957-58	1
Billy Williamson	1959-61	1
Eddie Lee Ivery	1975-78	1
Kevin Tisdell	1989-92	1
J.J. Green	2016-17	1
Lamont Simmons	2016-18	1

SEASON

PLAYER	YEAR	TD
1. Drew Hill	1978	2
Jamal Golden	2012	2
Juanyeh Thomas	2018-21	2
4. Drew Scarboro	1919	1
Lester Simerville	1957	1
Billy Williamson	1960	1
Gary Lee	1985	1
Gary Lee	1986	1
Eddie Lee Ivery	1977	1
Kevin Tisdell	1990	1
Dez White	1997	1
Dez White	1998	1
J.J. Green	2016	1
Lamont Simmons	2017	1
Jahmyr Gibbs	2021	1

YEAR-BY-YEAR LEADERS

YEAR	PLAYER	NO	AVG
1950	Chappell Rhino	7	26.4
1951	Larry Morris	7	18.0
1952	Larry Morris	8	12.4
1953	Bill Teas	7	22.9
1954	Wade Mitchell	4	26.3
1955	Ken Owen	4	27.5
1956	Ken Owen	9	30.7
1957	Lester Simerville	8	36.8
1958	Floyd Faucette	3	28.0
1959	Taz Anderson	5	25.6
1960	Billy Williamson	7	33.7
1961	Billy Williamson	7	18.3
1962	Joe Auer	6	33.0
1963	Gerry Bussell	8	18.8
1964	Johnny Gresham	9	21.0
1965	Lenny Snow	8	20.4
1966	Jimmy Brown	10	19.2
1967	Jimmy Brown	9	17.2
1968	Gene Spliotta	20	16.3
1969	Gene Spliotta	15	25.2
1970	Larry Studdard	10	24.4
1971	Alan Hennessey	13	19.8
1972	Mike Mercer	10	20.6
1973	Randy Rhino	17	25.0
1974	Randy Rhino	19	22.2
1975	Drew Hill	22	21.8
1976	Drew Hill	21	26.4
1977	Drew Hill	32	23.6
1978	Drew Hill	19	30.0
1979	Marlon Heggs	19	22.4
1980	Clarence Stover	16	19.6
1981	Robert Lavette	17	22.9
1982	Cleve Pounds	17	23.4
1983	Cleve Pounds	13	14.7
1984	Sammy Lilly	14	21.7
1985	Gary Lee	8	30.3
1986	Gary Lee	30	18.9
1987	Richard Hills	31	20.1
1988	Ken Swilling	25	22.3
1989	T.J. Edwards	35	23.7
1990	Kevin Tisdal	18	29.5
1991	Kevin Tisdal	27	19.0
1992	Kevin Tisdal	23	21.0
1993	Derrick Steagall	16	25.8
1994	Lethon Flowers	23	23.5
1995	Charlie Rogers	15	19.0
1996	Charlie Rogers	26	24.1
1997	Charlie Rogers	15	21.1
1998	Dez White	26	26.2
1999	Dez White	29	23.8
2000	Kelly Campbell	26	24.3
2001	Kelly Campbell	28	23.2
2002	Kerry Watkins	23	20.9
2003	Kenny Scott	35	22.3
2004	Levon Thomas	26	22.1
2005	Chris Woods	17	20.4
2006	Jamaal Evans	20	22.8
2007	Jamaal Evans	25	20.8
2008	Roddy Jones	15	23.6
2009	Orwin Smith	37	24.0
2010	B.J. Bostic	28	20.5
2011	Orwin Smith	18	19.6

2012	Jamal Golden	23	28.3
2013	Lynn Griffin	8	26.5
	Jemea Thomas	8	23.5
2014	Jamal Golden	30	23.7
2015	Jamal Golden	18	19.9
2016	J.J. Green	14	24.6
2017	Nathan Cottrell	11	20.4
2018	Juanyeh Thomas	24	25.5
2019	Juanyeh Thomas	7	21.3
2020	Jahmyr Gibbs	8	25.6
2021	Jahmyr Gibbs	23	25.6
2022	Hassan Hall	9	23.8
2023	Christian Leary	21	22.0

PUNT RETURNS**PUNT RETURNS CAREER**

PLAYER	YEARS	RET
1. Kelley Rhino	1999-02	112
2. Willie Clay	1988-91	101
3. Jack Westbrook	1980-83	77
4. Mike Wysonng	1968-70	65
5. Randy Rhino	1972-74	57
6. Jimmy Brown	1965-67	55
7. Nate Perryman	1993-96	52
8. Tyler Evans	2006-07	50
9. Jamal Golden	2011-15	47
10. Harvey Middleton	1994-97	43

SEASON

PLAYER	YEAR	RET	
1. Willie Clay	1991	48	
	Kelley Rhino	2001	48
3. Kelley Rhino	2002	45	
4. Tyler Evans	2007	34	
5. Jeff Ford	1971	33	
6. Jonathan Smith	2003	31	
7. Charlie Rogers	1998	30	
8. Mike Wysonng	1970	29	
	Nate Perryman	1995	29
	Marvious Hester	1999	29

PUNT RETURN YARDS**PUNT RETURN CAREER**

PLAYER	YEARS	YDS
1. Kelley Rhino	1999-02	1,135
2. Randy Rhino	1972-74	749
3. Willie Clay	1988-91	723
4. Jimmy Brown	1965-67	678
5. Mike Wysonng	1968-70	665
6. Nate Perryman	1993-96	603
7. Jack Westbrook	1980-83	519
8. Charlie Rogers	1995-98	485
9. Jonathan Smith	2000-03	477
10. Tyler Evans	2006-07	469

SEASON

PLAYER	YEAR	YDS
1. Kelley Rhino	2001	515
2. Kelley Rhino	2002	447
3. Randy Rhino	1972	441
4. Willie Clay	1991	431
5. Charlie Rogers	1998	425
6. Jonathan Smith	2003	364
7. Nate Perryman	1995	362

8. Jeff Ford	1971	341
9. Mike Wysonng	1970	328
10. Marvious Hester	1999	322

PUNT RETURN TOUCHDOWNS**CAREER**

PLAYER	YEARS	TD	
1. Jimmy Brown	1965-67	3	
2. Charlie Rogers	1995-98	2	
	Jonathan Smith	2000-03	2
	Jerrard Tarrant	2009-10	2
5. Multiple players with		1	

SEASON

PLAYER	YEAR	TD	
1. Jerrard Tarrant	2009	2	
	Jonathan Smith	2003	2
	Charlie Rogers	1998	2
	Jimmy Brown	1966	2
5. Multiple players with		1	

PUNT RETURN AVERAGE**CAREER** [MINIMUM 25 RETURNS]

PLAYER	YEARS	AVG
1. Charlie Rogers	1995-98	15.2
2. Jonathan Smith	2000-03	14.5
3. Randy Rhino	1972-74	13.1
4. Jimmy Brown	1965-67	12.3
5. Nate Perryman	1993-96	11.6
6. Marvious Hester	1999-2002	10.3
7. Mike Wysonng	1968-70	10.2
8. Kelley Rhino	1999-2002	10.1
9. Jerrard Tarrant	2009-10	10.0
10. Jamal Golden	2011-15	9.9

SEASON [MINIMUM 10 RETURNS]

PLAYER	YEAR	AVG	
1. Jimmy Brown	1965	22.6	
2. Randy Rhino	1972	17.6	
3. Johnny Menger	1956	17.5	
4. Bill Teas	1953	16.9	
5. Riccardo Ingram	1986	14.6	
	Jamal Golden	2012	14.6
7. Jimmy Brown	1966	14.4	
8. Charlie Rogers	1998	14.2	
9. Jerrard Tarrant	2009	13.4	
10. Nate Perryman	1995	12.5	

YEAR-BY-YEAR LEADERS**PUNT RETURNS**

YEAR	PLAYER	NO	AVG
1950	Chappell Rhino	10	8.4
1951	Chappell Rhino	17	7.4
1952	Jake Rudolph	18	7.6
1953	Bill Teas	10	16.9
1954	Jimmy Thompson	5	14.2
1955	Wade Mitchell	9	12.0
1956	Johnny Menger	10	17.5
1957	Fred Braselton	4	9.5
1958	Floyd Faucette	7	7.9
1959	Floyd Faucette	7	9.6
1960	Billy Williamson	13	9.6
1961	Billy Williamson	10	6.5
1962	Gerry Bussell	9	20.1
1963	Johnny Gresham	7	10.6

**SACKS****CAREER**

PLAYER	YEARS	SKS	YDS
1. Jeremiah Attaochu	2010-13	31.5	226
2. Greg Gathers	1999-02	31.0	210
3. Coleman Rudolph	1989-92	28.5	200
4. Marco Coleman	1989-91	27.5	162
5. Eric Henderson	2002-05	25.0	183
6. Pat Swilling	1982-85	23.0	194
7. Felipe Claybrooks	1997-00	20.0	156
8. Derrick Morgan	2007-09	19.5	131
9. Michael Johnson	2005-08	19.0	149
10. Philip Wheeler	2003-07	18.5	136

SEASON

PLAYER	YEAR	SKS	YDS
1. Pat Swilling	1985	15.0	119
2. Coleman Rudolph	1991	13.0	87
Greg Gathers	2000	13.0	89
4. Marco Coleman	1990	12.5	59
Derrick Morgan	2009	12.5	81
Jeremiah Attaochu	2013	12.5	86
7. Eric Henderson	2003	11.0	73
8. Marco Coleman	1991	10.0	62
Felipe Claybrooks	1998	10.0	67
Greg Gathers	2001	10.0	68
Jeremiah Attaochu	2012	10.0	67

TACKLES FOR LOSS**CAREER**

PLAYER	YEARS	YDS	TFL
1. Eric Henderson	2002-05	59.5	249
2. Greg Gathers	1999-02	57.0	290
3. Coleman Rudolph	1989-92	52.0	285
4. Marco Coleman	1989-91	50.0	215
5. Daryl Smith	2000-03	48.0	123
6. Jeremiah Attaochu	2010-13	43.5	238
7. Keyaron Fox	2000-03	40.0	137
8. Gerris Wilkinson	2002-05	38.0	141
9. Pat Swilling	1982-85	37.0	224
Felipe Claybrooks	1997-00	37.0	201
11. Philip Wheeler	2003-07	34.5	172
12. Marlon Williams	1990-93	33.5	182
13. Ricardo Wimbush	1999-02	32.0	90
Darryl Richard	2004-08	32.0	134
15. Nick Rogers	1998-01	31.0	160
KaMichael Hall	2003-06	31.0	163
17. Adamn Oliver	2004-07	30.5	143
Michael Johnson	2005-08	30.5	183
19. Joe Anoai	2003-06	29.5	126
Derrick Morgan	2007-09	29.5	154

SEASON

PLAYER	YEAR	YDS	TFL
1. Eric Henderson	2003	24.0	91
2. Pat Swilling	1985	21.0	130
Marco Coleman	1991	21.0	90
4. Coleman Rudolph	1991	20.0	110
Greg Gathers	2000	20.0	105
6. Coleman Rudolph	1992	19.5	106
7. Marco Coleman	1990	18.5	76
Derrick Morgan	2009	18.5	96
9. Greg Gathers	1999	18.0	90
Greg Gathers	2001	18.0	95

TACKLES BY LINEMEN**CAREER**

PLAYER	YEARS	TT
1. Franklin Brooks	1952-55	271
2. Pat Swilling	1982-85	265
3. John Battle	1963-65	242
4. Brad Bourne	1970-72	241
5. Rick Gibney	1972-75	234
6. Coleman Rudolph	1989-92	220
7. Smylie Gebhart	1969-71	217
8. Rock Perdoni	1969-70	210
9. Ralph Hughes	1994-97	200
10. Mark Pike	1982-85	198

SEASON

PLAYER	YEAR	TT
1. John Battle	1965	112
2. Franklin Brooks	1954	106
3. Rock Perdoni	1969	105
4. Pat Swilling	1984	100
5. John Lagana	1967	94
6. Don Stephenson	1956	92
Brad Bourne	1972	92
8. Kyle Ambrose	1986	91
9. Franklin Brooks	1955	89
10. Pat Swilling	1985	84

TACKLES BY LINEBACKERS**CAREER**

PLAYER	YEARS	TT
1. Keith Brooking	1994-97	467
2. Jerrelle Williams	1988-91	437
3. Ron Rogers	1994-97	435
4. Lucius Sanford	1974-77	433
5. Rob Horton	1980-83	432
6. Duane Wood	1979-82	426
7. Ted Roof	1982-85	417
8. Joe Harris	1972-74	415
9. Jamal Cox	1991-94	397
10. Mackel Harris	1976-79	390

SEASON

PLAYER	YEAR	TT
1. Joe Harris	1974	188
2. Duane Wood	1980	171
3. Eric Thomas	1989	159
4. Keyaron Fox	2003	155
5. Rob Horton	1981	150
6. Keith Brooking	1996	147
7. Jamal Cox	1994	146
Keith Brooking	1995	146
9. Jerrelle Williams	1989	145
Jerrelle Williams	1990	145
Ron Rogers	1995	145

TACKLES BY DEFENSIVE BACKS**CAREER**

PLAYER	YEARS	TT
1. Isaiah Johnson	2010-14	283
2. Jeremy Muyres	1999-02	273
3. Ken Swilling	1988-91	267
4. Dawan Landry	2002-05	250
5. Mark Sheffield	1979-82	244
6. James Butler	2001-04	240
7. Lethon Flowers	1991-94	238

8. Travares Tillman	1996-99	236
9. Morgan Burnett	2007-09	235
10. Jemea Thomas	2009,'11-13	234

SEASON

PLAYER	YEAR	TT
1. James Butler	2003	119
2. Cleve Pounds	1984	114
3. Sammy Brown	1982	113
Cleve Pounds	1985	113
5. Mike Williams	1992	105
6. Gary Faulkner	1971	102
7. Andre Thomas	1988	100
8. Danny Rhino	1974	99
9. David Hendrix	1994	97
10. Sammy Burke	1966	93
Ken Swilling	1989	93
Morgan Burnett	2008	93

GAMES PLAYED**CAREER**

PLAYER	POS	YEARS	GP
1. Malachi Carter	WR	2018-22	58
2. Charlie Thomas	LB	2018-22	55
3. Jamal Golden	DB	2011-15	54
Jemea Thomas	DB	2009,'11-13	54
T.J. Barnes	DT	2009-12	54
Rod Sweeting	DB	2009-12	54
7. Jaylon King	DB	2018-23	53
Dontae Smith	RB	2019-23	53
Myles Sims	DB	2019-23	53
Chris Milton	DB	2012-15	53
Tyler Marcordes	LB	2012-15	53
Rashaad Reid	DB	2008-11	53
Scott Blair	K-P	2007-10	53

GAMES STARTED**CAREER**

PLAYER	POS	YEARS	GS
1. Roddy Jones	RB	2008-11	52
2. Ricardo Wimbush	LB	1999-2002	50
3. Reggie Ball	QB	2003-06	49
4. Andrew Gardner	OT	2005-08	48
5. Matt Rhodes	OL	2004-07	47

RUSHING

MOST RUSHING ATTEMPTS

ATT	PLAYER	OPPONENT	DATE
1.	44	TaQuon Marshall	Tennessee
2.	40	Tobias Oliver	Virginia Tech
3.	39	Robert Lavette	Tennessee
3.	39	Jerry Mays	Georgia
5.	38	Robert Lavette	Georgia
6.	37	Tashard Choice	Miami
7.	36	Robert Lavette	Virginia
36	36	Tony Hollings	BYU
36	36	P.J. Daniels	North Carolina
10.	35	C.J. Williams	Duke
11.	34	Joe Burns	Syracuse
34	34	Joe Burns	NC State
34	34	Joe Burns	North Carolina
34	34	Tashard Choice	NC State
34	34	Anthony Allen	Duke
16.	33	Lenny Snow	Texas Tech
33	33	Brent Cunningham	Duke
33	33	Robert Lavette	Memphis State
33	33	P.J. Daniels	Wake Forest
33	33	Tashard Choice	North Carolina

MOST RUSHING YARDS

YDS	PLAYER	OPPONENT	DATE
1.	356	Eddie Lee Ivery	Air Force
2.	307	P.J. Daniels	Tulsa
3.	249	TaQuon Marshall	Tennessee
4.	240	P.J. Daniels	North Carolina
5.	229	Jimmy Lincoln	Virginia
6.	217	Brent Cunningham	Clemson
7.	215	Tobias Oliver	Georgia Tech
8.	214	Roddy Jones	Georgia
9.	207	Jerry Mays	Georgia
10.	206	Jerry Mays	Western Carolina
206	206	C.J. Williams	Wake Forest
12.	204	Tashard Choice	Miami
13.	203	Robert Lavette	Georgia
14.	199	Eddie Prokop	Tulsa
15.	198	Joe Burns	North Carolina
16.	197	Robert Lavette	Navy
17.	196	Tashard Choice	Notre Dame
196	196	KirVonte Benson	Pittsburgh
19.	195	Anthony Allen	Virginia
195	195	Justin Thomas	Duke

MOST TOUCHDOWNS SCORED BY RUSHING

TD	PLAYER	OPPONENT	DATE
1.	5	TaQuon Marshall	Tennessee
2.	4	George Maloof	Georgia
4	4	Robert Lavette	Virginia
4	4	Tony Hollings	Connecticut
4	4	P.J. Daniels	Tulsa
4	4	Tevin Washington	Middle Tennessee
7.	3	46 times, most recently: Dontae Smith	Western Carolina

LONGEST RUSHING ATTEMPTS

YDS	PLAYER	OPPONENT	DATE
1.	95 (t)	Orwin Smith	Kansas
2.	88 (t)	Jonathan Dwyer	Mississippi State
3.	87 (t)	Bob McCoy	Citadel
4.	85 (t)	Jonathan Dwyer	North Carolina
85 (t)	85 (t)	Gerry Bussell	Georgia
85 (t)	85 (t)	Morris Harrison	Citadel
7.	83 (t)	Robert Lavette	Navy
8.	82 (t)	Anthony Allen	Clemson
82 (t)	82 (t)	Justin Thomas	Duke
10.	80	Eddie Lee Ivery	Air Force
11.	79	Vad Lee	Presbyterian
79 (t)	79 (t)	Jerry Mays	NC State
13.	78 (t)	TaQuon Marshall	Virginia
14.	77 (t)	Orwin Smith	Virginia
77 (t)	77 (t)	Orwin Smith	Western Carolina
77 (t)	77 (t)	Bill Teas	LSU
17.	75 (t)	DeAndre Smelter	North Carolina
75 (t)	75 (t)	Jimmy Lincoln	Furman
19.	74 (t)	Jonathan Dwyer	Jacksonville State
20.	73 (t)	Orwin Smith	North Carolina
73 (t)	73 (t)	Tashard Choice	Samford
73	73	Nate Kelsey	Virginia
73 (t)	73 (t)	Eddie Lee Ivery	Air Force
73	73	George Volkert	Florida State
25.	72 (t)	Tony Hollings	Clemson
72 (t)	72 (t)	Robert Lavette	Georgia
72 (t)	72 (t)	Rodney Lee	Tennessee
28. 71 (t) Haynes King	71	Jordan Mason	Boston Coll.
71	71	Jahmyr Gibbs	Miami (Fla.)
71 (t)	71 (t)	Joshua Nesbitt	Virginia
71	71	Charles Wiley	Virginia Tech
71	71	Charles Wiley	Wake Forest

HISTORIC

YDS	PLAYER	OPPONENT	DATE
82 (t)	Buck Flowers	Georgetown	Nov. 13, 1920

ACC GAMES

YDS	PLAYER	OPPONENT	DATE
1.	85 (t)	Jonathan Dwyer	North Carolina
2.	82 (t)	Anthony Allen	Nov. 8, 2008
82 (t)	82 (t)	Justin Thomas	Clemson
4.	79 (t)	Jerry Mays	Duke
5.	78 (t)	TaQuon Marshall	NC State
6.	77 (t)	Orwin Smith	Oct. 29, 2016
7.	75 (t)	DeAndre Smelter	Oct. 11, 1986
75 (t)	75 (t)	Orwin Smith	Virginia
75 (t)	75 (t)	DeAndre Smelter	North Carolina

PASSING

MOST PASS ATTEMPTS

ATT	PLAYER	OPPONENT	DATE
1.	61	Larry Good	Tennessee
2.	57	George Godsey	Oct. 12, 1968
3.	55	George Godsey	Clemson
4.	53	Reggie Ball	Nov. 10, 2001
4.	53	Reggie Ball	Virginia
5.	49	Terry Mays	NC State
5.	49	Darrell Gast	Oct. 6, 2005
6.	47	Tommy Luginbill	Duke
47	47	Reggie Ball	Duke
47	47	Reggie Ball	North Carolina
9.	46	Michael Kelley	Georgia
46	46	Todd Rampley	Georgia
46	46	Shawn Jones	Wake Forest
46	46	Tommy Luginbill	Georgia
45	45	George Godsey	Virginia
45	45	George Godsey	Maryland

45	A.J. Suggs	Maryland	Oct. 17, 2002
15.	44 Eddie McAshan	Miami	Sept. 26, 1970
44	Michael Kelley	Georgia	Dec. 5, 1981
44	Rick Strom	North Carolina	Sept. 19, 1987
44	A.J. Suggs	Florida State	Nov. 9, 2002
44	Jeff Sims	Virginia	Oct. 23, 2021

MOST PASS COMPLETIONS

NO.	PLAYER	OPPONENT	DATE
1.	39 George Godsey	Virginia	Nov. 10, 2001
2.	35 George Godsey	Clemson	Oct. 28, 2000
3.	29 George Godsey	Virginia	Nov. 9, 2000
4.	28 A.J. Suggs	Maryland	Oct. 17, 2002
	28 Haynes King	Ole Miss	Sept. 16, 2023
6.	27 Michael Kelley	Georgia	Nov. 29, 1980
27	Reggie Ball	Duke	Nov. 8, 2003
27	Jeff Sims	Virginia	Oct. 23, 2021
9.	26 Shawn Jones	Georgia	Nov. 28, 1992
26	George Godsey	Maryland	Oct. 11, 2001
26	A.J. Suggs	Virginia	Oct. 26, 2002
12.	25 Larry Good	Tennessee	Oct. 12, 1968
25	Michael Kelley	Georgia	Dec. 5, 1981
25	Todd Rampley	Wake Forest	Nov. 12, 1988
25	Shawn Jones	Virginia	Sept. 19, 1992
25	Tommy Luginbill	Virginia	Oct. 15, 1994
25	George Godsey	Florida State	Dec. 1, 2001
18.	24 19 times		

HIGHEST COMPLETION PERCENTAGE (MINIMUM 10 ATTEMPTS)

COMP%	PLAYER	OPPONENT	DATE	
1.	.880 (22-25)	Joe Hamilton	Florida State	Sept. 11, 1999
2.	.875 (14-16)	George Godsey	Citadel	Sept. 1, 2001
3.	.867 (13-15)	Kim King	Auburn	Oct. 16, 1965
4.	.818 (9-11)	James Person	Georgia	Nov. 30, 1968
5.	.809 (17-21)	Joe Hamilton	Maryland	Nov. 22, 1997
6.	.808 (21-26)	Joe Hamilton	Virginia	Nov. 8, 1997
7.	.800 (12-15)	Kim King	Duke	Oct. 30, 1965
	.800 (12-15)	James Stevens	Iowa State	Dec. 18, 1972
	.800 (16-20)	Haynes King	Syracuse	Nov. 18, 2023
10.	.789 (15-19)	Joe Hamilton	Duke	Sept. 26, 1996
11.	.786 (11-14)	John Williams	Texas Tech	Dec. 19, 1970
	.786 (11-14)	Joshua Nesbitt	Miss. State	Oct. 3, 2009
13.	.784 (29-37)	George Godsey	Virginia	Nov. 9, 2000
14.	.778 (14-18)	Jim Bob Taylor	Citadel	Sept. 18, 1982
15.	.769 (10-13)	A.J. Suggs	Vanderbilt	Oct. 31, 2002
	.769 (10-13)	Jeff Sims	North Carolina	Sept. 21, 2021
17.	.767 (23-30)	Haynes King	Virginia	Nov. 4, 2023
	.767 (23-30)	Haynes King	N. Carolina	Oct. 28, 2023
19.	.762 (16-21)	George Godsey	Wake Forest	Oct. 14, 2000
20.	.750 (12-16)	Billy Lothridge	Duke	Nov. 3, 1962
	.750 (18-24)	James Stevens	Clemson	Sept. 29, 1973
	.750 (15-20)	Shawn Jones	Georgia	Dec. 1, 1990
	.750 (18-24)	Joe Hamilton	Wake Forest	Sept. 14, 1996

MOST COMPLETIONS WITHOUT AN INTERCEPTION

NO.	PLAYER	OPPONENT	DATE
1.	35 George Godsey	Clemson	Oct. 28, 2000
2.	29 George Godsey	Virginia	Nov. 9, 2000
3.	28 A.J. Suggs	Maryland	Oct. 17, 2002
	28 Haynes King	Ole Miss	Sept. 16, 2023
5.	26 A.J. Suggs	Virginia	Oct. 26, 2002
6.	25 Shawn Jones	Virginia	Sept. 19, 1992
7.	24 Donnie Davis	NC State	Oct. 23, 1993
24	Tommy Luginbill	North Carolina	Oct. 8, 1994
24	George Godsey	NC State	Oct. 20, 2001
24	Reggie Ball	NC State	Oct. 4, 2003
24	Reggie Ball	North Carolina	Sept. 10, 2005
12.	23 Joe Hamilton	Duke	Oct. 16, 1999

23	George Godsey	Stanford	Dec. 27, 2001
23	Jeff Sims	Duke	Oct. 8, 2022
	23 Haynes King	Virginia	Nov. 4, 2023
16.	22 Joe Hamilton	Duke	Nov. 15, 1997
22	Joe Hamilton	Florida State	Sept. 11, 1999
22	Reggie Ball	Connecticut	Nov. 13, 2004
22	Taylor Bennett	Maryland	Oct. 6, 2007
20.	21 Shawn Jones	Clemson	Sept. 26, 1992
21	Joe Hamilton	NC State	Oct. 11, 1997
21	Joe Hamilton	Virginia	Nov. 8, 1997
21	Jeff Sims	Central Fla.	Sept. 24, 2022
	21 Haynes King	S. Carolina St.	Sept. 9, 2023

MOST INTERCEPTIONS THROWN

INT	PLAYER	OPPONENT	DATE
1.	5 Jerry Priestley	Tennessee	Nov. 7, 1964
	5 Eddie McAshan	Rice	Sept. 30, 1972
3.	4 Stanley Gann	Auburn	Oct. 15, 1960
4	Marvin Hoffman	Tennessee	Oct. 11, 1969
4	Eddie McAshan	Tennessee	Oct. 10, 1970
4	James Stevens	South Carolina	Sept. 15, 1973
4	Michael Kelley	Alabama	Sept. 8, 1979
4	Michael Kelley	Georgia	Nov. 24, 1979
4	Joel Peebles	Auburn	Oct. 18, 1980
4	Darrell Gast	Wake Forest	Nov. 21, 1987
4	Demarius Bilbo	Fresno State	Dec. 31, 2002
4	Taylor Bennett	Virginia Tech	Nov. 1, 2007
4	Jeff Sims	Syracuse	Sept. 26, 2020
	4 Haynes King	Clemson	Nov. 11, 2023
15.	3 41 times		

MOST PASSING YARDS

YDS	PLAYER	OPPONENT	DATE
1.	486 George Godsey	Virginia	Nov. 10, 2001
2.	454 George Godsey	Clemson	Oct. 28, 2000
3.	416 Darrell Gast	Duke	Oct. 31, 1987
4.	387 Joe Hamilton	Florida State	Sept. 11, 1999
	387 Joe Hamilton	Maryland	Sept. 30, 1999
6.	371 Eddie McAshan	Rice	Sept. 30, 1972
7.	361 Michael Kelley	Navy	Nov. 17, 1979
8.	359 Jeff Sims	Pittsburgh	Oct. 2, 2021
9.	354 George Godsey	Maryland	Nov. 18, 2000
	10. 348 Haynes King	Bowling Green	Sept. 30, 2023
11.	341 Joe Hamilton	Georgia	Nov. 27, 1999
12.	337 Joe Hamilton	Virginia	Nov. 8, 1997
13.	333 Michael Kelley	Georgia	Nov. 29, 1980
	333 George Godsey	Wake Forest	Oct. 14, 2000
15.	326 Taylor Bennett	West Virginia	Jan. 1, 2007
16.	324 Joe Hamilton	Duke	Oct. 16, 1999
17.	323 George Godsey	Virginia	Nov. 9, 2000
18.	322 Joe Hamilton	Clemson	Nov. 13, 1999
19.	320 George Godsey	Maryland	Oct. 11, 2001
	320 Reggie Ball	North Carolina	Sept. 10, 2005

HIGHEST PASS EFFICIENCY (MINIMUM 10 PASS ATTEMPTS)

EFF	PLAYER	OPPONENT	DATE	
1.	312.80	Tevin Washington	Western Carolina	Sept. 1, 2011
		[8-13, 271, 3 TD]		
2.	289.80	Joshua Nesbitt	Duke	Nov. 14, 2009
		[6-10, 195, 2 TD]		
3.	276.94	Justin Thomas	Duke	Oct. 29, 2016
		[10-14, 264, 2 TD]		
4.	275.25	Justin Thomas	Wofford	Aug. 30, 2014
		[11-15, 282, 2 TD]		
5.	272.25	George Godsey	Wake Forest	Oct. 14, 2000
		[16-21, 333, 4 TD]		
6.	270.83	Joe Hamilton	Florida State	Sept. 11, 1999
		[22-25, 387, 4 TD]		

7.	261.74	Joshua Nesbitt	Mississippi State	Oct. 3, 2009	33.	76 (t)	Shawn Jones to Greg Lester	Virginia	Sept. 19, 1991
		[11-14, 266, 1 TD]			76 (t)		Joshua Nesbitt to Demaryius Thomas	Georgia	Nov. 28, 2009
8.	252.93	Rick Strom	The Citadel	Sept. 12, 1987	35.	75	Donnie Davis to Dorsey Levens	Baylor	Nov. 6, 1993
		[11-18, 317, 3 TD, 1 INT]			75 (t)		Joshua Nesbitt to Demaryius Thomas	Duke	Nov. 14, 2009
9.	245.30	George Godsey	The Citadel	Sept. 1, 2001					
		[14-16, 222, 2 TD]							
10.	244.70	Tevin Washington	Duke	Nov. 17, 2012					
		[6-10, 102, 3 TD]							

MOST TOUCHDOWNS SCORED BY PASSING

TD	PLAYER	OPPONENT	DATE	
1.	5	Eddie McAshan	Rice	Sept. 30, 1972
	5	Joe Hamilton	Clemson	Nov. 13, 1999
3.	4	Eddie Prokop	Tulane	Nov. 13, 1943
	4	Frank Broyles	Tulane	Nov. 11, 1944
	4	Darrell Crawford	Auburn	Oct. 20, 1951
	4	Shawn Jones	Maryland	Oct. 7, 1989
	4	Shawn Jones	Georgia	Dec. 1, 1990
	4	Tommy Luginbill	Western Carolina	Sept. 10, 1994
	4	Joe Hamilton	Florida State	Sept. 11, 1999
	4	Joe Hamilton	Georgia	Nov. 27, 1999
	4	George Godsey	Wake Forest	Oct. 14, 2000
	4	Reggie Ball	Clemson	Sept. 11, 2004
	4	Reggie Ball	NC State	Nov. 4, 2006
	4	Vad Lee	Duke	Sept. 14, 2013
	4	Justin Thomas	Ga. Southern	Sept. 13, 2014
	4	Jordan Yates	Kennesaw State	Sept. 11, 2021
	4	Haynes King	S.C. State	Sept. 9, 2023
	4	Haynes King	Bowling Green	Sept. 30, 2023
	4	Haynes King	North Carolina	Oct. 28, 2023
17.	3	38 times, most recently: Haynes King	Louisville	Sept. 1, 2023

LONGEST PASS COMPLETIONS

YDS	QB/RECEIVER	OPP.	DATE	
1.	96 (t)	Brandon Shaw to Charlie Rogers	UCF	Oct. 26, 1996
2.	90 (t)	Ted Peeples to Drew Hill	Duke	Sept. 9, 1978
3.	88 (t)	Jaybo Shaw to Demaryius Thomas	Duke	Oct. 4, 2008
4.	87 (t)	Darrell Gast to Greg Lester	Duke	Oct. 31, 1987
	87 (t)	Joshua Nesbitt to Embry Peeples	Vanderbilt	Oct. 31, 2009
6.	86 (t)	Tobias Oliver to Qua Searcy	N. Carolina	Nov. 3, 2018
7.	83 (t)	Justin Thomas to Clinton Lynch	N. Carolina	Nov. 5, 2016
	82 (t)	Shawn Jones to Keenan Walker	Maryland	Oct. 12, 1991
	82 (t)	Tevin Washington to Stephen Hill	W. Carolina	Sept. 1, 2011
	82 (t)	Vad Lee to Jeff Greene	Presbyterian	Sept. 8, 2012
11.	81 (t)	Shawn Jones to Bobby Rodriguez	Clemson	Oct. 14, 1989
	81 (t)	Justin Thomas to Marcus Marshall	Vanderbilt	Sept. 17, 2016
13.	80 (t)	Kim King to John Sias	TCU	Sept. 30, 1967
	80 (t)	Mike Kelley to Leon Chadwick	Notre Dame	Oct. 6, 1979
	80 (t)	Donnie Davis to Derrick Steagall	Furman	Sept. 11, 1993
	80 (t)	Graham Stroman to C.J. Williams	Maryland	Oct. 22, 1994
	80 (t)	Joe Hamilton to Dez White	Florida St.	Sept. 11, 1999
	80 (t)	Joe Hamilton to Dez White	Maryland	Sept. 30, 1999
	80 (t)	Reggie Ball to Nate Curry	Syracuse	Dec. 21, 2004
	80 (t)	TaQuon Marshall to R. Jeune	Va. Tech	Nov. 11, 2017
21.	79 (t)	E.M. Holtsinger to J.W. Kilzer	Auburn	Oct. 27, 1945
	79	Rick Strom to Steve Davenport	Citadel	Sept. 12, 1987
	79 (t)	Calvin Booker to Jonathan Dwyer	Gardner-Webb	Oct. 11, 2008
	79 (t)	Tevin Washington to Stephen Hill	Duke	Nov. 20, 2010
	79 (t)	Justin Thomas to Charles Perkins	Pittsburgh	Nov. 25, 2014
26.	78 (t)	Ken Bonifay to John Sias	Duke	Nov. 2, 1968
	78 (t)	Shawn Jones to William Bell	Chattanooga	Sept. 22, 1990
28.	77 (t)	Eddie McAshan to Jimmy Robinson	Mich. St.	Sept. 23, 1972
	77 (t)	Tommy Luginbill to Omar Cassidy	N. Carolina	Oct. 8, 1994
	77 (t)	Tevin Washington to Stephen Hill	W. Carolina	Sept. 1, 2011
	77 (t)	Matthew Jordan to Clinton Lynch	Vanderbilt	Sept. 17, 2016
	77 (t)	Jeff Sims to Jahmyr Gibbs	Duke	Oct. 9, 2021

ACC GAMES

YDS	QB/RECEIVER	OPP.	DATE	
1.	88 (t)	Jaybo Shaw to Demaryius Thomas	Duke	Oct. 4, 2008
2.	87 (t)	Darrell Gast to Greg Lester	Duke	Oct. 31, 1987
3.	86 (t)	Tobias Oliver to Qua Searcy	N. Carolina	Nov. 3, 2018
4.	83 (t)	Justin Thomas to Clinton Lynch	N. Carolina	Nov. 5, 2016
5.	82 (t)	Shawn Jones to Keenan Walker	Maryland	Oct. 12, 1991
6.	81 (t)	Shawn Jones to Bobby Rodriguez	Clemson	Oct. 14, 1989

RECEIVING**MOST PASS RECEPTIONS**

REC	PLAYER	OPPONENT	DATE	
1.	14	John Sias	Navy	Nov. 9, 1968
	14	Stephen Harkey	South Carolina	Sept. 12, 1970
	14	Robert Lavette	Notre Dame	Nov. 7, 1981
	14	Kelly Campbell	Clemson	Oct. 28, 2000
5.	13	Will Glover	Virginia	Nov. 10, 2001
6.	11	Kelly Campbell	Duke	Oct. 16, 1999
7.	10	Jerry Mays	Wake Forest	Nov. 12, 1988
	10	Kelly Campbell	Syracuse	Aug. 26, 2001
	10	Kelly Campbell	Stanford	Dec. 27, 2001
	10	Calvin Johnson	NC State	Oct. 6, 2005
	10	Calvin Johnson	Maryland	Oct. 7, 2006
12.	9	22 times, most recently; Demaryius Thomas	Duke	Oct. 4, 2008

MOST RECEIVING YARDS

YDS	PLAYER	OPPONENT	DATE	
1.	243	Dez White	Virginia	Oct. 17, 1998
2.	230	Demaryius Thomas	Duke	Oct. 4, 2008
3.	223	Derrick Steagall	Virginia	Nov. 8, 1997
4.	215	Dez White	Maryland	Sept. 30, 1999
5.	209	Kelly Campbell	Clemson	Oct. 28, 2000
6.	203	Kris Kentera	Navy	Nov. 17, 1979
	203	Kelly Campbell	North Carolina	Oct. 9, 1999
8.	198	John Sias	Navy	Nov. 9, 1968
9.	194	Jonathan Smith	Wake Forest	Oct. 11, 2003
10.	193	Greg Lester	Duke	Oct. 31, 1987
	193	Kelly Campbell	Syracuse	Aug. 26, 2001
12.	190	Kelly Campbell	Duke	Oct. 16, 1999
13.	186	Calvin Johnson	West Virginia	Jan. 1, 2007
14.	181	Stephen Hill	Western Carolina	Sept. 1, 2011
15.	176	Jason McGill	Maryland	Oct. 10, 1992
16.	174	Demaryius Thomas	Mississippi State	Oct. 3, 2009
17.	172	Will Glover	Virginia	Nov. 10, 2001
18.	171	Craig Baynham	Virginia	Nov. 13, 1965
	171	Dez White	North Carolina	Sept. 26, 1998
20.	170	Jonathan Smith	Clemson	Sept. 20, 2003

MOST TOUCHDOWNS SCORED BY RECEIVING

TD	PLAYER	OPPONENT	DATE	
1.	4	Buck Martin	Auburn	Oct. 20, 1951
2.	3	Craig Baynham	Duke	Oct. 30, 1965
3	Kris Kentera	Navy	Nov. 17, 1979	
3	Jason McGill	Maryland	Oct. 10, 1992	
3	Dez White	Virginia	Oct. 17, 1998	
3	Calvin Johnson	Clemson	Sept. 11, 2004	



TOTAL OFFENSE/SCORING

MOST OFFENSIVE PLAYS

NO.	PLAYER	OPPONENT	DATE
1.	68	Larry Good	Tennessee Oct. 12, 1968
2.	65	Reggie Ball	NC State Oct. 6, 2005
3.	63	George Godsey	Clemson Oct. 28, 2000
	63	George Godsey	Virginia Nov. 10, 2001
5.	62	Joe Hamilton	Miami Jan. 1, 2000
6.	57	Shawn Jones	Georgia Nov. 28, 1992
7.	56	Kim King	Georgia Nov. 27, 1965
	56	Reggie Ball	Clemson Sept. 20, 2003
	56	Reggie Ball	Clemson Sept. 11, 2004
10.	55	Reggie Ball	Duke Nov. 8, 2003
11.	54	Tommy Luginbill	Virginia Oct. 15, 1994
	54	George Godsey	Maryland Oct. 11, 2001
	54	Reggie Ball	North Carolina Sept. 10, 2005
	54	Jeff Sims	Virginia Oct. 23, 2021
	54	Haynes King	Ole Miss Sept. 16, 2023
16.	53	TaQuon Marshall	Tennessee Sept. 4, 2017
	53	Joe Hamilton	Maryland Nov. 11, 1996
	53	Joe Hamilton	Georgia Nov. 29, 1997
	53	A.J. Suggs	Florida State Nov. 9, 2002
	53	Reggie Ball	NC State Oct. 4, 2003

MOST TOTAL OFFENSE YARDS

YDS	PLAYER	OPPONENT	DATE
1.	477	George Godsey	Virginia Nov. 10, 2001
2.	474	Joe Hamilton	Maryland Sept. 30, 1999
3.	459	Justin Thomas	Duke Oct. 29, 2016
4.	450	George Godsey	Clemson Oct. 28, 2000
5.	435	Joe Hamilton	Georgia Nov. 27, 1999
6.	412	Darrell Gast	Duke Oct. 31, 1987
7.	410	Joe Hamilton	Clemson Nov. 13, 1999
8.	405	Joe Hamilton	Florida State Sept. 11, 1999
9.	397	Jeff Sims	Pittsburgh Oct. 2, 2021
10.	387	Joe Hamilton	Duke Oct. 16, 1999
11.	377	Haynes King	North Carolina Oct. 28, 2023
12.	376	Michael Kelley	Navy Nov. 17, 1979
	376	Haynes King	Bowling Green Sept. 30, 2023
14.	369	TaQuon Marshall	Tennessee Sept. 4, 2017
15.	368	Joe Hamilton	Virginia Nov. 8, 1997
16.	367	Reggie Ball	NC State Oct. 6, 2005
17.	366	Haynes King	Louisville Sept. 1, 2023
18.	365	Eddie McAshan	Rice Sept. 30, 1972
	365	Jeff Sims	Virginia Oct. 23, 2021
20.	364	Joe Hamilton	NC State Oct. 11, 1997

MOST TOUCHDOWNS SCORED

TD	PLAYER	OPPONENT	DATE
1.	5	TaQuon Marshall	Tennessee Sept. 4, 2017
2.	4	Buck Martin	Auburn Oct. 20, 1951
	4	George Maloof	Georgia Dec. 1, 1951
	4	Robert Lavette	Virginia Nov. 6, 1982
	4	C.J. Williams	NC State Nov. 11, 1995
	4	Joe Burns	North Carolina Sept. 30, 2000
	4	Tony Hollings	Connecticut Sept. 7, 2002
	4	P.J. Daniels	Tulsa Jan. 4, 2004
	4	Tevin Washington	Middle Tenn. Sept. 29, 2012
10.	3	64 times, most recently: Dontae Smith	Western Carolina Sept. 10, 2022

LONGEST TOUCHDOWN SCORED

YDS	PLAYER	OPPONENT	DATE
1.	100 (jr)	Frank Broyles	Clemson Sept. 30, 1944
	100 (jr)	Jeff Ford	Notre Dame Nov. 15, 1969
	100 (kr)	Drew Hill	Georgia Dec. 2, 1978
	100 (kr)	Dez White	Maryland Oct. 31, 1998
	100 (kr)	Jamal Golden	N. Carolina Nov. 10, 2012
	100 (kr)	Juanyeh Thomas	Georgia Nov. 24, 2018
7.	99 (jr)	Bill Eastman	Tulane Oct. 22, 1966
	99 (kr)	Gary Lee	NC State Oct. 11, 1986
9.	98 (kr)	Jahmyr Gibbs	Boston College Nov. 13, 2021
10.	97 (kr)	Eddie Lee Ivery	Notre Dame Nov. 5, 1977
	97 (kr)	Drew Hill	Auburn Oct. 21, 1978
	97 (jr)	Jamal Lewis	Samford Sept. 9, 2006
	97 (kr)	Jamal Golden	BYU Oct. 27, 2012
14.	96 (p)	Brandon Shaw to Charlie Rogers	UCF Oct. 26, 1996
	96 (kr)	J.J. Green	Pittsburgh Oct. 8, 2016
16.	95 (pr)	Randy Rhino	S. Carolina Sept. 16, 1972
	95 (kr)	Cory Collier	Duke Oct. 29, 1983
	95 (kr)	Gary Lee	Georgia Nov. 30, 1985
	95 (ir)	Ken Swilling	NC State Sept. 9, 1989
	95 (kr)	Dez White	Duke Nov. 15, 1997
	95 (r)	Orwin Smith	Kansas Sept. 17, 2011
	95 (ir)	Tyler Marcordes	Elon Aug. 31, 2013
	95 (ir)	Juanyeh Thomas	Louisville Oct. 5, 2018
24.	93 (kr)	Billy Williamson	Tennessee Nov. 5, 1960
	93 (kr)	Gerry Bussell	Tulane Oct. 27, 1962
26.	91 (kr)	Lester Simerville	Tulane Oct. 26, 1957
27.	90 (p)	Ted Peebles to Drew Hill	Duke Sept. 9, 1978
	90 (fr)	Kofi Smith	Wake Forest Nov. 21, 1998
29.	88 (r)	Jonathan Dwyer	Miss. State Sept. 20, 2008
	88 (p)	Jaybo Shaw to Demaryius Thomas	Duke Oct. 4, 2008

HISTORIC

YDS	PLAYER	OPPONENT	DATE
1.	102 (kr)	Dewey Scarborough	Georgetown Nov. 15, 1919
2.	92 (pr)	Everett Strupper	Mercer Sept. 30, 1916
	92 (pr)	Pat Barron	Pennsylvania Nov. 14, 1931

ACC GAMES

YDS	PLAYER	OPPONENT	DATE
1.	100 (kr)	Jamal Golden	N. Carolina Nov. 10, 2012
	100 (kr)	Dez White	Maryland Oct. 31, 1998
3.	99 (kr)	Gary Lee	NC State Oct. 11, 1986
4.	98 (kr)	Jahmyr Gibbs	Boston College Nov. 13, 2021
5.	96 (kr)	J.J. Green	Pittsburgh Oct. 8, 2016
6.	95 (kr)	Dez White	Duke Nov. 15, 1997
	95 (ir)	Ken Swilling	NC State Sept. 9, 1989
	95 (kr)	Cory Collier	Duke Oct. 29, 1983
	95 (ir)	Juanyeh Thomas	Louisville Oct. 5, 2018

PUNTING

MOST PUNTS

P	PLAYER	OPPONENT	DATE
1.	13	Pressley Harvin III	Georgia Nov. 30, 2019
2.	12	Chip Pallman	Notre Dame Nov. 14, 1970
	12	Sean McDevitt	Clemson Sept. 26, 1987
	12	Rodney Williams	Florida State Oct. 18, 1997
5.	11	Tommy Chapman	Clemson Oct. 7, 1967
	11	Harper Brown	Notre Dame Nov. 8, 1975
	11	Jeff Pierce	North Carolina Oct. 4, 1980
	11	Ben Arndt	Virginia Tech Sept. 24, 2005
9.	10	16 times, most recently: David Shanahan	Virginia Oct. 20, 2022

MOST PUNT YARDS

YDS	PLAYER	OPPONENT	DATE	
1.	587	Pressley Harvin III	Georgia	Nov. 30, 2019
2.	553	Rodney Williams	Florida State	Oct. 18, 1997
3.	505	Sean McDevitt	Clemson	Sept. 26, 1987
4.	464	Ben Arndt	Virginia Tech	Sept. 24, 2005
5.	454	Ron Rice	Auburn	Oct. 16, 1982
6.	453	Durant Brooks	Boston College	Sept. 15, 2007
7.	443	Chip Pallman	Notre Dame	Nov. 14, 1970
8.	440	Jeff Pierce	North Carolina	Oct. 4, 1980
9.	435	Pressley Harvin III	Clemson	Oct. 17, 2020
10.	434	Jeff Pierce	Notre Dame	Nov. 7, 1981
	434	Pressley Harvin III	Virginia Tech	Nov. 16, 2019
12.	430	David Shanahan	Virginia	Oct. 20, 2022
13.	422	Pressley Harvin III	Clemson	Oct. 28, 2017
14.	420	Ben Arndt	Clemson	Sept. 11, 2004
15.	412	Harper Brown	Notre Dame	Nov. 8, 1975
16.	411	Jeff Pierce	Florida	Sept. 20, 1980
17.	408	Jeff Pierce	Notre Dame	Nov. 8, 1980
18.	406	Chris Morehouse	UCF	Sept. 2, 2000
19.	405	Tommy Chapman	Clemson	Oct. 7, 1967
	405	Jeff Pierce	Navy	Nov. 15, 1980

HIGHEST PUNT AVERAGE [MINIMUM 2 PUNTS]

AVG	PLAYER	OPPONENT	DATE	
1.	65.5	Michael Kelley	Alabama	Sept. 8, 1979
2.	60.0	Durant Brooks	North Carolina	Nov. 17, 2007
3.	55.5	Dan Dyke	Clemson	Sept. 29, 2001
4.	55.0	Rodney Williams	Boston College	Oct. 4, 1997
5.	54.5	Rodney Williams	Duke	Nov. 15, 1997
	54.5	Dan Dyke	Duke	Oct. 16, 1999
7.	52.7	Rodney Williams	NC State	Oct. 11, 1997
	52.7	David Shanahan	Northern Ill.	Sept. 4, 2021
9.	52.5	Sean Poole	Duke	Sept. 14, 2013
10.	52.2	Ryan Rodwell	Virginia	Nov. 19, 2016
11.	52.0	Jason Bender	NC State	Oct. 1, 1994
	52.0	Sean Poole	Middle Tennessee	Sept. 10, 2011
13.	51.8	Rodney Williams	Florida State	Oct. 24, 1998
14.	51.7	Chandler Anderson	Duke	Nov. 14, 2009
	51.7	Ryan Rodwell	Georgia	Nov. 26, 2016
16.	51.5	Pressley Harvin III	Wake Forest	Oct. 21, 2017
17.	51.4	Pressley Harvin III	Duke	Oct. 12, 2019
18.	51.2	Pressley Harvin III	UCF	Sept. 19, 2020
19.	51.0	James Brantley	Auburn	Oct. 19, 1957
	51.0	Joe Delaney	Duke	Nov. 1, 1958
	51.0	Chick Graning	Auburn	Oct. 21, 1961
	51.0	Chandler Anderson	Jacksonville State	Sept. 5, 2009
	51.0	Pressley Harvin III	Boston College	Oct. 24, 2020
	51.0	Pressley Harvin III	Pitt	Dec. 10, 2020

LONGEST PUNTS

YDS	PLAYER	OPPONENT	DATE	
1.	80	Dave Davis	Army	Nov. 8, 1952
80	Mike Kelley	Alabama	Sept. 8, 1979	
3.	78	Ben Arndt	Miami	Nov. 19, 2005
4.	77	Gerald Burch	Clemson	Nov. 8, 1958
	77	Rodney Williams	Virginia	Oct. 5, 1996
	77	Durant Brooks	North Carolina	Nov. 17, 2007
7.	72	Joe Delaney	Tennessee	Oct. 11, 1958
8.	71	Chris Morehouse	Georgia	Nov. 24, 2001
	71	David Shanahan	Duke	Oct. 9, 2021
10.	70	Charlie Mason	Florida	Nov. 23, 1957
	70	Tommy Chapman	Miami	Nov. 10, 1967
	70	Tommy Chapman	Notre Dame	Nov. 18, 1967
	70	Pressley Harvin III	UCF	Sept. 19, 2020
14.	69	Joe Delaney	SMU	Oct. 25, 1958
	69	Ben Smith	Florida	Oct. 1, 1960
16.	68	Ben Smith	Clemson	Oct. 3, 1959
	68	Jeff Pierce	Tennessee	Oct. 11, 1980
	68	Dan Dyke	Florida State	Sept. 9, 2000
19.	67	Jason Bender	Stanford	Dec. 25, 1991
20.	66	Kenneth Owen	Duke	Nov. 3, 1956
	66	Robert Dover	SMU	Sept. 28, 1957
	66	Harper Brown	Clemson	Sept. 27, 1975
	66	Ted Peoples	South Carolina	Sept. 10, 1977
	66	Durant Brooks	Army	Oct. 20, 2007
	66	Sean Poole	Duke	Sept. 14, 2013

HISTORIC

YDS	PLAYER	OPPONENT	DATE	
1.	85	Buck Flowers	Davidson	Oct. 9, 1920
2.	80	Robert Parham	Georgia	Nov. 13, 1926

FIELD GOALS

MOST FIELD GOALS

FG	PLAYER	OPPONENT	DATE	
1.	5	Ron Rice	The Citadel	Sept. 18, 1982
2.	4	Cam Bonifay	Navy	Nov. 17, 1973
	4	Scott Sisson	Florida State	Oct. 17, 1992
	4	Luke Manget	Clemson	Sept. 29, 2001
	4	Travis Bell	Notre Dame	Sept. 1, 2007
	4	Scott Blair	Clemson	Dec. 5, 2009
	4	Harrison Butker	Kentucky	Dec. 31, 2016
	4	Wesley Wells	Virginia	Nov. 17, 2018
	4	Gavin Stewart	Pitt	Oct. 1, 2022
10.	3	40 times, most recently:		
		Aidan Birt	UCF	Dec. 22, 2023

MOST FIELD GOAL ATTEMPTS

FGA	PLAYER	OPPONENT	DATE	
1.	7	Luke Manget	NC State	Oct. 20, 2001
2.	5	Thomas Wells	Duke	Nov. 1, 1958
	5	Ron Rice	The Citadel	Sept. 18, 1982
	5	Tyler Jarrett	Clemson	Sept. 25, 1993
	5	David Frakes	Wake Forest	Sept. 14, 1996
	5	Brad Chambers	Maryland	Oct. 31, 1998
	5	Travis Bell	Notre Dame	Sept. 1, 2007
8.	4	31 times, most recently:		
		Aidan Birt	Georgia	Nov. 25, 2023



LONGEST FIELD GOALS

YDS	PLAYER	OPPONENT	DATE
1. 55	E.O. Wheeler	VMI	Nov. 10, 1973
55	Ron Rice	The Citadel	Sept. 18, 1982
55	David Bell	Georgia	Nov. 29, 1986
4. 54	Johnny Duncan	Clemson	Oct. 4, 1969
54	E.O. Wheeler	Auburn	Oct. 19, 1974
54	Ron Rice	Duke	Oct. 29, 1983
7. 53	Dave Frakes	Virginia	Oct. 5, 1996
53	Harrison Butker	Georgia	Nov. 29, 2014
53	Harrison Butker	Florida State	Oct. 24, 2015
10. 52	E.O. Wheeler	VMI	Nov. 10, 1973
52	Thomas Palmer	North Carolina	Sept. 19, 1987
52	Harrison Butker	Duke	Sept. 26, 2015
52	Harrison Butker	Kentucky	Dec. 31, 2016
14. 51	David Bell	Furman	Sept. 13, 1986
51	Scott Sisson	Penn State	Aug. 28, 1991
51	Scott Sisson	Georgia	Nov. 30, 1991
51	Scott Sisson	Florida State	Oct. 17, 1992
51	Luke Manget	Virginia	Nov. 10, 2001
51	Travis Bell	Virginia	Sept. 22, 2007
20. 50	Scott Sisson	Clemson	Sept. 26, 1992
50	Luke Manget	NC State	Sept. 21, 2000
50	Luke Manget	NC State	Oct. 20, 2001

LONGEST FIELD GOAL ATTEMPTS

YDS	PLAYER	OPPONENT	DATE
1. 64	Ron Rice	Auburn	Oct. 16, 1982
2. 63	E.O. Wheeler	VMI	Nov. 10, 1973
3. 62	Travis Bell	Georgia	Nov. 24, 2007
4. 60	Chris Leone	Virginia	Oct. 15, 1994
5. 59	E.O. Wheeler	VMI	Nov. 10, 1973
59	Kyle Belcher	Miami	Oct. 2, 2004
7. 57	Robert Jobson	Rice	Sept. 30, 1972
57	E.O. Wheeler	Navy	Nov. 18, 1972
57	Scott Sisson	Duke	Oct. 27, 1990
10. 56	Ron Rice	North Carolina	Oct. 3, 1981
11. 55	E.O. Wheeler	Auburn	Oct. 20, 1973
55#	E.O. Wheeler	VMI	Nov. 10, 1973
55#	Ron Rice	Citadel	Sept. 18, 1982
55	David Bell	North Carolina	Oct. 4, 1986
55#	David Bell	Georgia	Nov. 29, 1986
55	Harrison Butker	Georgia	Nov. 28, 2015

= Good

MOST KICKOFF RETURN YARDS

YDS	PLAYER	OPPONENT	DATE
1. 230	Jamal Golden	at North Carolina	Nov. 10, 2012
2. 184	Howard Edwards	Duke	Oct. 28, 1989
3. 178	Nathan Cottrell	Virginia	Nov. 4, 2017
4. 174	Jamal Golden	BYU	Oct. 27, 2012
5. 167	Kevin Tisdell	Duke	Oct. 27, 1990
6. 166	Drew Hill	Georgia	Nov. 27, 1975
7. 157	Dez White	Virginia	Nov. 6, 1999
8. 156	Dez White	Maryland	Oct. 31, 1998
9. 154	Kenny Scott	NC State	Oct. 4, 2003
10. 152	Richard Hills	Duke	Oct. 31, 1987
152	Kevin Tisdell	South Carolina	Oct. 19, 1991
12. 151	J.J. Green	Pittsburgh	Oct. 8, 2016
13. 149	Drew Hill	Duke	Oct. 29, 1977
149	Richard Hills	Clemson	Sept. 26, 1987
15. 147	Drew Hill	Notre Dame	Nov. 5, 1977
16. 146	Kenny Scott	Virginia	Nov. 22, 2003
17. 141	Dez White	Duke	Nov. 15, 1997
18. 140	Kevin Tisdell	Clemson	Oct. 13, 1990
140	Jamal Golden	Wofford	Aug. 30, 2014
20. 139	Orwin Smith	Duke	Nov. 14, 2009

HIGHEST KICKOFF RETURN AVERAGE (MINIMUM 2 RETURNS)

AVG	PLAYER	OPPONENT	DATE
1. 59.5	Jamal Golden	Duke	Oct. 11, 2014
2. 58.5	Drew Hill	Georgia	Dec. 2, 1978
3. 57.5	Drew Hill	Auburn	Oct. 21, 1978
4. 55.0	Correy Earls	Samford	Sept. 8, 2007
5. 52.0	Dez White	Maryland	Oct. 31, 1998
6. 51.3	Kenny Scott	NC State	Oct. 4, 2003
7. 48.0	Tobias Oliver	The Citadel	Sept. 14, 2019
8. 46.7	Kevin Tisdell	Clemson	Oct. 13, 1990
9. 46.5	Jahmyr Gibbs	UCF	Sept. 19, 2020
10. 46.3	Orwin Smith	Duke	Nov. 14, 2009
11. 45.0	Howard Edwards	W. Carolina	Nov. 4, 1989
12. 44.7	Cory Collier	Duke	Oct. 29, 1983
13. 41.8	Kevin Tisdell	Duke	Oct. 27, 1990
14. 40.0	P.J. Daniels	Wake Forest	Oct. 5, 2002
40.0	Lynn Griffin	Virginia	Oct. 26, 2013
16. 39.3	Lethon Flowers	North Carolina	Oct. 8, 1994
17. 38.5	Orwin Smith	Middle Tenn.	Sept. 29, 2012
18. 38.3	Charlie Rogers	Navy	Nov. 23, 1996
38.3	Tony Zenon	Maryland	Oct. 8, 2011
20. 38.0	Charlie Rogers	Virginia	Nov. 8, 1997

LONGEST KICKOFF RETURNS

YDS	PLAYER	OPPONENT	DATE
1. 100 (f)	Drew Hill	Georgia	Dec. 2, 1978
100 (f)	Dez White	Maryland	Oct. 31, 1998
100 (f)	Jamal Golden	North Carolina	Nov. 10, 2012
100 (f)	Juanyeh Thomas	Georgia	Nov. 24, 2018
5. 99 (f)	Gary Lee	NC State	Oct. 11, 1986
6. 98 (f)	Jahmyr Gibbs	Boston College	Nov. 13, 2021
7. 97 (f)	Eddie Lee Ivey	Notre Dame	Nov. 5, 1977
97 (f)	Drew Hill	Auburn	Oct. 21, 1978
97 (f)	Jamal Golden	BYU	Oct. 27, 2012
10. 96 (f)	J.J. Green	Pittsburgh	Oct. 8, 2016
11. 95	Cory Collier	Duke	Oct. 29, 1983
95 (f)	Gary Lee	Georgia	Nov. 30, 1985
95 (f)	Dez White	Duke	Nov. 15, 1997
14. 93 (f)	Billy Williamson	Tennessee	Nov. 5, 1960
93 (f)	Gerry Bussell	Tulane	Oct. 27, 1962
16. 91 (f)	Lester Simerville	Tulane	Oct. 26, 1957
17. 90	Kenny Scott	NC State	Oct. 4, 2003
18. 87	Kevin Tisdell	Clemson	Oct. 13, 1990
19. 85 (f)	Kevin Tisdell	Duke	Oct. 27, 1990
20. 83	Orwin Smith	Duke	Nov. 14, 2009

KICK RETURNS

MOST KICKOFF RETURNS

KR	PLAYER	OPPONENT	DATE
1. 8	Nathan Cottrell	Virginia	Nov. 4, 2017
2. 7	Drew Hill	Notre Dame	Nov. 5, 1977
7	Richard Hills	Duke	Oct. 31, 1987
7	Dez White	Virginia	Nov. 6, 1999
7	Kenny Scott	Virginia	Nov. 22, 2003
7	Jamal Golden	North Carolina	Nov. 10, 2012
7. 6	18 times, most recently: Juanyeh Thomas	USF	Sept. 8, 2018

HISTORIC

YDS	PLAYER	OPPONENT	DATE
1. 102 (t)	Dewey Scarborough	Georgetown	Nov. 15, 1919

ACC GAMES

YDS	PLAYER	OPPONENT	DATE
1. 100 (t)	Dez White	Maryland	Oct. 31, 1998
100 (t)	Jamal Golden	North Carolina	Nov. 10, 2012
3. 99 (t)	Gary Lee	NC State	Oct. 11, 1986
4. 98 (t)	Jahmyr Gibbs	Boston College	Nov. 13, 2021
5. 96 (t)	J.J. Green	Pittsburgh	Oct. 8, 2016
6. 95	Cory Collier	Duke	Oct. 29, 1983
95 (t)	Dez White	Duke	Nov. 15, 1997

28.0	Jamal Golden	USC	Dec. 31, 2012
15. 27.8	Kelley Rhino	North Carolina	Nov. 1, 2001
16. 27.3	Nathan Perryman	Georgia	Nov. 30, 1996
17. 27.0	Randy Rhino	Boston College	Nov. 11, 1972
18. 26.5	Marvious Hester	Virginia	Nov. 6, 1999
19. 26.3	Riccardo Ingram	Wake Forest	Nov. 22, 1986
20. 25.5	Mike Wysong	Duke	Nov. 1, 1969

PUNT RETURNS**MOST PUNT RETURNS**

PR	PLAYER	OPPONENT	DATE
1. 9	Kelley Rhino	The Citadel	Sept. 1, 2001
2. 8	Kelley Rhino	Duke	Oct. 6, 2001
8	Kelley Rhino	Florida State	Nov. 9, 2002
8	Kelley Rhino	Duke	Nov. 16, 2002
5. 7	Nathan Perryman	Virginia	Oct. 5, 1996
7	Charlie Rogers	North Carolina	Sept. 26, 1998
7	Marvious Hester	UCF	Sept. 2, 2000
8. 6	18 times, most recently: Tyler Melton	Gardner-Webb	Oct. 11, 2008

MOST PUNT RETURN YARDS

YDS	PLAYER	OPPONENT	DATE
1. 149	Gerry Bussell	Auburn	Oct. 20, 1962
2. 136	Randy Rhino	South Carolina	Sept. 16, 1972
3. 120	Mike Wysong	Florida State	Sept. 19, 1970
4. 117	Charlie Rogers	Virginia	Oct. 17, 1998
5. 111	Kelley Rhino	North Carolina	Nov. 1, 2001
6. 110	Kelley Rhino	Vanderbilt	Aug. 31, 2002
7. 106	Willie Clay	North Carolina	Oct. 26, 1991
8. 101	Michael Smith	Duke	Oct. 31, 1992
9. 97	Johnny Menger	Auburn	Oct. 20, 1956
10. 96	Jeff Ford	Clemson	Oct. 2, 1971
11. 94	James Brown	Vanderbilt	Sept. 24, 1966
12. 87	Riccardo Ingram	VMI	Nov. 8, 1986
87	Jerrard Tarrant	Jacksonville St.	Sept. 5, 2009
14. 86	Bill Eastman	Navy	Oct. 23, 1965
86	James Brown	Navy	Oct. 23, 1965
16. 85	Jerrard Tarrant	Clemson	Sept. 10, 2009
17. 84	Jack Westbrook	Tennessee	Oct. 23, 1982
84	Jonathan Smith	Virginia	Nov. 22, 2003
84	Jamal Golden	Miami	Sept. 22, 2012
20. 83	Tyler Evans	Samford	Sept. 8, 2007

HIGHEST PUNT RETURN AVERAGE [MINIMUM 2 RETURNS]

AVG	PLAYER	OPPONENT	DATE
1. 68.0	Randy Rhino	South Carolina	Sept. 16, 1972
2. 48.5	Johnny Menger	Auburn	Oct. 20, 1956
3. 42.0	Jamal Golden	Miami	Sept. 22, 2012
42.0	Jonathan Smith	Virginia	Nov. 22, 2003
5. 39.0	James Brown	Vanderbilt	Sept. 18, 1965
6. 37.5	Jonathan Smith	North Carolina	Nov. 15, 2003
7. 36.5	Eddie Lee Ivery	The Citadel	Sept. 30, 1978
36.5	Charlie Rogers	Wake Forest	Nov. 21, 1998
9. 33.7	Michael Smith	Duke	Oct. 31, 1992
10. 30.0	Charlie Rogers	Duke	Sept. 26, 1996
11. 29.0	Jerrard Tarrant	Jacksonville State	Sept. 5, 2009
12. 28.7	James Brown	Navy	Oct. 23, 1965
13. 28.0	Jack Westbrook	Tennessee	Oct. 23, 1982

LONGEST PUNT RETURNS

YDS	PLAYER	OPPONENT	DATE
1. 95 (t)	Randy Rhino	South Carolina	Sept. 16, 1972
2. 87 (t)	Johnny Menger	Auburn	Oct. 20, 1956
3. 86 (t)	Bill Eastman	Navy	Oct. 23, 1965
4. 85 (t)	Jerrard Tarrant	Clemson	Sept. 10, 2009
5. 80 (t)	Jonathan Smith	Virginia	Nov. 22, 2003
6. 78 (t)	James Brown	Vanderbilt	Sept. 18, 1965
7. 77 (t)	Sammy Burke	Navy	Oct. 23, 1965
8. 75 (t)	Jimmy Jordan	Washington & Lee	Oct. 8, 1949
75 (t)	Gerry Bussell	Auburn	Oct. 20, 1962
10. 74 (t)	Frank Nix	Tennessee	Oct. 11, 1958
11. 73 (t)	Jonathan Smith	North Carolina	Nov. 15, 2003
12. 72 (t)	Jack Westbrook	Tennessee	Oct. 23, 1982
72 (t)	Michael Smith	Duke	Oct. 31, 1992
72 (t)	Nathan Perryman	Georgia (thk)	Nov. 30, 1996
15. 71 (t)	Eddie Lee Ivery	The Citadel	Sept. 30, 1978
16. 69 (t)	James Brown	Vanderbilt	Sept. 24, 1966
69	Charlie Rogers	New Mexico State	Sept. 12, 1998
18. 68 (t)	Jerrard Tarrant	Jacksonville State	Sept. 5, 2009
19. 63 (t)	Charlie Rogers	Wake Forest	Nov. 21, 1998
63	Willie Clay	Stanford	Dec. 25, 1991
63 (t)	Giles Smith	Duke	Oct. 29, 1966
22. 61 (t)	Willie Clay	North Carolina	Oct. 26, 1991
23. 59 (t)	James Brown	Auburn	Oct. 15, 1966
24. 58	James Brown	Duke	Oct. 29, 1966
25. 56	Nathan Perryman	Georgia	Nov. 23, 1995
56	Jamal Golden	Miami	Sept. 22, 2012
56	Jamal Golden	USC	Dec. 31, 2012

HISTORIC

YDS	PLAYER	OPPONENT	DATE
1. 92 (t)	Pat Barron	Pennsylvania	Nov. 14, 1931
92 (t)	Everett Strupper	Mercer	Sept. 30, 1916

ACC GAMES

YDS	PLAYER	OPPONENT	DATE
1. 85 (t)	Jerrard Tarrant	Clemson	Sept. 10, 2009
2. 80 (t)	Jonathan Smith	Virginia	Nov. 22, 2003
3. 73 (t)	Jonathan Smith	North Carolina	Nov. 15, 2003
4. 72 (t)	Michael Smith	Duke	Oct. 31, 1992
5. 63 (t)	Charlie Rogers	Wake Forest	Nov. 21, 1998

INTERCEPTIONS**MOST INTERCEPTIONS**

INT	PLAYER	OPPONENT	DATE
1. 3	Howard Ector	Vanderbilt	Oct. 30, 1937
3	Bobby Moorhead	Auburn	Oct. 18, 1952
3	Bubba Hoats	Georgia	Nov. 29, 1969
3	Randy Rhino	Rice	Sept. 30, 1972
3	Ken Swilling	Boston College	Nov. 25, 1989
3	Brian Wilkins	Florida State	Nov. 2, 1996
7. 2	59 times, most recently: Charlie Thomas	Kennesaw St.	Sept. 11, 2021



MOST INTERCEPTION RETURN YARDS

YDS	INT	PLAYER	OPPONENT	DATE
1. 100	1	Jeff Ford	Notre Dame	Nov. 15, 1969
2. 99	2	Bill Eastman	Tulane	Oct. 22, 1966
3. 97	1	Jamal Lewis	Samford	Sept. 9, 2006
4. 95	1	Ken Swilling	NC State	Sept. 9, 1989
95	1	Tyler Marcordes	Elon	Aug. 31, 2013
95	1	Juanyeh Thomas	Louisville	Oct. 5, 2018
7. 85	1	Mario Butler	Duke	Nov. 20, 2010
85	1	Jamal Golden	Clemson	Nov. 15, 2014
9. 84	1	Gerry Bussell	Tennessee	Nov. 7, 1964
84	1	Willy Clay	Western Carolina	Nov. 4, 1989
11. 83	1	Mike Williams	Wake Forest	Nov. 17, 1990
12. 78	2	Rick Lewis	Tulane	Oct. 24, 1970
13. 75	1	Dave Beavin	Duke	Oct. 31, 1970
14. 74	1	Quayshawn Nealy	Utah	Dec. 31, 2011
15. 72	3	Ken Swilling	Boston College	Nov. 25, 1989
16. 71	1	Quayshawn Nealy	NC State	Nov. 8, 2014
17. 70	1	Daryl Smith	Georgia	Nov. 25, 2000
18. 68	1	Derrick Shepard	Boston College	Oct. 4, 1997
19. 67	1	Richard Gookin	LSU	Oct. 13, 1956
67	2	Gary Faulkner	Clemson	Oct. 7, 1972

LONGEST INTERCEPTION RETURNS

YDS	PLAYER	OPPONENT	DATE
1. 100 (t)	Frank Broyles	Clemson	Sept. 30, 1944
100 (t)	Jeff Ford	Notre Dame	Nov. 15, 1969
3. 99 (t)	Bill Eastman	Tulane	Oct. 22, 1966
4. 97 (t)	Jamal Lewis	Samford	Sept. 9, 2006
5. 95 (t)	Ken Swilling	NC State	Sept. 9, 1989
95 (t)	Tyler Marcordes	Elon	Aug. 31, 2013
95 (t)	Juanyeh Thomas	Louisville	Oct. 5, 2018
8. 85 (t)	Mario Butler	Duke	Nov. 20, 2010
85 (t)	Jamal Golden	Clemson	Nov. 15, 2014
10. 84 (t)	Gerry Bussell	Tennessee	Nov. 7, 1964
84	Willie Clay	Western Carolina	Nov. 4, 1989
12. 83 (t)	Mike Williams	Wake Forest	Nov. 17, 1990
13. 75 (t)	Stan Beavers	Duke	Oct. 31, 1970
14. 74 (t)	Quayshawn Nealy	Utah (OT)	Dec. 31, 2011
15. 73 (t)	W.P. McHugh	St. Mary's	Jan. 1, 1947
16. 72 (t)	Ken Swilling	Boston College	Nov. 25, 1989
17. 71	Quayshawn Nealy	NC State	Nov. 8, 2014
18. 70 (t)	Daryl Smith	Georgia	Nov. 25, 2000
19. 68	Derrick Shepard	Boston College	Oct. 4, 1997
20. 67 (t)	Richard Gookin	LSU	Oct. 13, 1956

HISTORIC

YDS	PLAYER	OPPONENT	DATE
1. 85 (t)	Judy Harlan	Washington & Lee	Oct. 20, 1917
85 (t)	Wilbur Peterson	North Carolina	Nov. 7, 1931

ACC GAMES

YDS	PLAYER	OPPONENT	DATE
1. 95 (t)	Ken Swilling	NC State	Sept. 9, 1989
95 (t)	Juanyeh Thomas	Louisville	Oct. 5, 2018
3. 85 (t)	Mario Butler	Duke	Nov. 20, 2010
85 (t)	Jamal Golden	Clemson	Nov. 15, 2014
5. 83 (t)	Mike Williams	Wake Forest	Nov. 17, 1990
6. 71	Quayshawn Nealy	NC State	Nov. 8, 2014

TACKLES

MOST TOTAL TACKLES

TT	PLAYER	OPPONENT	DATE
1. 22	Rob Horton	Alabama	Sept. 12, 1981
22	Jamal Cox	Arizona	Sept. 1, 1994
3. 21	Ronald Rogers	Clemson	Oct. 28, 1995
4. 20	Rob Horton	Navy	Nov. 14, 1981
20	Keith Brooking	Clemson	Oct. 28, 1995
6. 19	Joe Harris	Tennessee	Oct. 13, 1973
19	Duane Wood	Tulane	Oct. 25, 1980
19	Duane Wood	Navy	Nov. 14, 1981
19	Eric Thomas	Duke	Oct. 28, 1989
19	Calvin Tiggie	Clemson	Oct. 13, 1990

MOST SOLO TACKLES

UT	PLAYER	OPPONENT	DATE
1. 17	Keith Brooking	Clemson	Oct. 19, 1996
2. 15	Rob Horton	Navy	Nov. 14, 1981
15	Jamal Cox	North Carolina	Oct. 16, 1993
4. 14	Lucius Sanford	Georgia	Nov. 27, 1996
14	Mackel Harris	California	Sept. 16, 1978
14	Calvin Tiggie	Clemson	Oct. 13, 1990
7. 13	Joe Bill Faith	Georgia	Nov. 30, 1968
13	Joe Harris	Tennessee	Oct. 13, 1973
13	Lucius Sanford	Alabama	Oct. 18, 1975
13	Duane Wood	Alabama	Sept. 6, 1980
13	John Porter	Virginia	Nov. 7, 1987
13	Jerrelle Williams	Virginia	Sept. 16, 1989
13	Jamal Cox	Arizona	Sept. 1, 1994
14. 12	20 times, most recent: Jemea Thomas	Virginia	Oct. 26, 2013

MOST TACKLES FOR LOSS

TFL	PLAYER	OPPONENT	DATE
1. 7.0	Pat Swilling	NC State	Sept. 14, 1985
2. 5.0	Beau Bruce	Michigan State	Sept. 23, 1972
5.0	Marco Coleman	Maryland	Oct. 6, 1990
4. 4.5	Michael Johnson	Gardner-Webb	Oct. 11, 2008
4.5	Charlie Thomas	North Carolina	Sept. 25, 2021
6. 4.0	Stephen Bruce	Auburn	Oct. 20, 1973
4.0	Reggie Wilkes	Navy	Nov. 13, 1976
4.0	Marvin Dyett	Florida	Oct. 28, 1978
4.0	David Allen	Air Force	Nov. 10, 1979
4.0	Robert Jaracz	Duke	Nov. 1, 1980
4.0	Marco Coleman	Penn State	Aug. 28, 1991
4.0	Jimmy Clements	Maryland	Sept. 28, 1995
4.0	Derrick Shepard	Maryland	Nov. 22, 1997
4.0	Jesse Tarplin	Maryland	Nov. 22, 1997
4.0	Felipe Claybrooks	Maryland	Oct. 31, 1998
4.0	Felipe Claybrooks	UCF	Sept. 18, 1999
4.0	Greg Gathers	Maryland	Sept. 30, 1999
4.0	Recardo Wimbush	Navy	Sept. 16, 2000
4.0	Felipe Claybrooks	Clemson	Oct. 28, 2000
4.0	Greg Gathers	Clemson (OT)	Sept. 29, 2001
4.0	Nicholas Rogers	Florida State	Dec. 1, 2001
4.0	Gerris Wilkinson	BYU	Aug. 28, 2003
4.0	Eric Henderson	Auburn	Sept. 6, 2003
4.0	Keyaron Fox	Georgia	Nov. 29, 2003
4.0	Joe Anoa'i	NC State	Nov. 6, 2004
4.0	KaMichael Hall	Miami	Nov. 19, 2005
4.0	Darrell Robertson	Army	Oct. 20, 2007
4.0	Derrick Morgan	Gardner-Webb	Oct. 11, 2008
4.0	Derrick Morgan	Clemson	Sept. 10, 2009
4.0	Adam Gotsis	BYU	Oct. 12, 2013
4.0	Jeremiah Attaochu	Georgia	Nov. 30, 2013
4.0	Keion White	North Carolina	Nov. 19, 2022
4.0	Kyle Kennard	Wake Forest	Sept. 23, 2023

MOST SACKS

SKS	PLAYER	OPPONENT	DATE
1.	5.0 Marco Coleman	Maryland	Oct. 6, 1990
	5.0 Pat Swilling	NC State	Sept. 14, 1985
3.	4.0 Jeremiah Attaochu	Georgia	Nov. 30, 2013
	4.0 Kyle Kennard	Wake Forest	Sept. 30, 2023
4.	3.0 Marco Coleman	Georgia	Dec. 1, 1990
	3.0 Marco Coleman	Penn State	Aug. 28, 1991
	3.0 Richard Kimssey	NC State	Oct. 3, 1992
	3.0 Coleman Rudolph	Maryland	Oct. 10, 1992
	3.0 Tom Johnson	Maryland	Oct. 9, 1993
	3.0 Jimmy Clements	Maryland	Sept. 28, 1995
	3.0 Derrick Shepard	Maryland	Nov. 22, 1997
	3.0 Jesse Tarplin	NC State	Oct. 10, 1998
	3.0 Eric Henderson	Auburn	Sept. 6, 2003
	3.0 Philip Wheeler	Miami	Oct. 28, 2006
	3.0 Derrick Morgan	Clemson	Sept. 10, 2009
	3.0 Derrick Morgan	Wake Forest	Nov. 7, 2009
	3.0 Jeremiah Attaochu	North Carolina	Sept. 24, 2011
	3.0 Jeremiah Attaochu	Maryland	Nov. 3, 2012
	3.0 Keion White	North Carolina	Nov. 19, 2022
19.	2.5 Seven times, most recent: D'Quan Douse	Virginia Tech	Nov. 5, 2022

LONGEST FUMBLE RETURNS

YDS	PLAYER	OPPONENT	DATE
1.	93 (t) Zamari Walton	Notre Dame	Oct. 31, 2020
2.	90 (t) Kofi Smith	Wake Forest	Nov. 21, 1998
3.	70 (t) Jordan Domineck	Kennesaw St.	Sept. 11, 2021
4.	60 (t) Jimmy Clements	Duke	Sept. 26, 1996
5.	54 (t) Matt Uremovich	Duke	Oct. 3, 1998
6.	43 (t) Quayshawn Nealy	NC State	Nov. 8, 2014
7.	42 (t) Roderick Roberts	North Carolina	Sept. 26, 1998
8.	40 (t) Jerrard Tarrant	Mississippi State	Oct. 3, 2009
	40 (t) Jaylon King	Miami (Fla.)	Nov. 6, 2021
10.	38 (t) Gary Guyton	Virginia Tech	Sept. 30, 2006
	38 (t) P.J. Davis	Kentucky	Dec. 31, 2016

FUMBLES

MOST FUMBLES FORCED

FF	PLAYER	OPPONENT	DATE
1.	2 Maxie Baughan	Duke	Oct. 31, 1959
	2 Nick Rogers	Navy	Sept. 16, 2000
	2 Cory Collins	Navy	Sept. 8, 2001
	2 Tony Hargrove	NC State	Oct. 20, 2001
	2 James Butler	Wake Forest	Oct. 11, 2003
	2 Eric Henderson	Clemson	Oct. 29, 2005
	2 Michael Johnson	Wake Forest	Dec. 2, 2006
	2 Jerrard Tarrant	Duke	Nov. 20, 2010
	2 D.J. White	vs. Mississippi	Dec. 30, 2013
	2 P.J. Davis	Pitt	Oct. 25, 2014
	2 Anree Saint-Amour	Louisville	Oct. 5, 2018
	2 Curtis Ryans	Florida State	Sept. 12, 2020
	2 Jordan Domineck	Kennesaw St.	Sept. 11, 2021
	2 Paul Moala	Syracuse	Nov. 18, 2023

MOST FUMBLES RECOVERED

FR	PLAYER	OPPONENT	DATE
1.	2 Rausey Mason	SMU	Sept. 28, 1957
	2 Randy Rhino	Tennessee	Oct. 13, 1973
	2 Beau Bruce	Auburn	Oct. 20, 1973
	2 Gil Kyle	Notre Dame	Nov. 8, 1975
	2 Al Richardson	Tulane	Sept. 23, 1978
	2 Lynwood Volley	Air Force	Nov. 11, 1978
	2 Henry Johnson	Georgia	Dec. 2, 1978
	2 Anthony Harrison	Tennessee	Oct. 22, 1983
	2 Dante Jones	Tennessee	Oct. 27, 1984
	2 Cedric Stallworth	Virginia	Sept. 20, 1986
	2 Willis Crockett	VMI	Nov. 5, 1988
	2 Gary Brown	Clemson	Sept. 25, 1993
	2 Ronald Rogers	Maryland	Oct. 22, 1994
	2 Jermaine Miles	UCF	Oct. 26, 1996
	2 Daryl Smith	Navy	Sept. 16, 2000
	2 Joe Anoai	Tulsa	Jan. 4, 2004
	2 Quayshawn Nealy	Pittsburgh	Oct. 25, 2014
	2 Charlie Thomas	Louisville	Oct. 5, 2018

RUSHING

100-YARD RUSHING GAMES (BY YARDS)			
YDS	PLAYER	OPPONENT	DATE
356	Eddie Lee Ivery	Air Force	Nov. 11, 1978
307	P.J. Daniels	Tulsa	Jan. 4, 2004
249	TaQuon Marshall	Tennessee (20T)	Sept. 4, 2017
240	P.J. Daniels	North Carolina	Nov. 15, 2003
229	Jimmy Lincoln	Virginia	Sept. 19, 1991
217	Brent Cunningham	Clemson	Oct. 3, 1970
215	Tobias Oliver	Virginia Tech	Oct. 25, 2018
214	Roddy Jones	Georgia	Nov. 29, 2008
207	Jerry Mays	Georgia	Dec. 2, 1989
206	Jerry Mays	Western Carolina	Oct. 12, 1985
206	C.J. Williams	Wake Forest	Nov. 19, 1994
204	Tashard Choice	Miami	Oct. 13, 2007
203	Robert Lavette	Georgia	Nov. 27, 1982
199	Eddie Prokop	Tulsa	Jan. 1, 1944
198	Joe Burns	North Carolina	Nov. 1, 2001
197	Robert Lavette	Navy	Nov. 14, 1981
196	Tashard Choice	Notre Dame	Sept. 1, 2007
196	KirVonte Benson	Pittsburgh	Sept. 23, 2017
195	Anthony Allen	Virginia	Oct. 9, 2010
195	Justin Thomas	Duke	Oct. 29, 2016
190	Brent Cunningham	Duke	Nov. 1, 1969
189	Tony Hollings	BYU	Sept. 21, 2002
189	Jonathan Dwyer	Wake Forest (OT)	Nov. 7, 2009
188	Jerry Mays	NC State	Oct. 11, 1986
186	Jonathan Dwyer	Vanderbilt	Oct. 31, 2009
185	C.J. Williams	Duke	Oct. 7, 1995
184	Marcus Marshall	Alcorn State	Sept. 3, 2015
179	Joe Burns	Maryland	Oct. 31, 1998
178	Dontae Smith	North Carolina	Oct. 28, 2023
176	Tevin Washington	Clemson	Oct. 29, 2011
175	P.J. Daniels	Wake Forest	Oct. 11, 2003
175	TaQuon Marshall	Louisville	Oct. 5, 2018
171	Rodney Lee	Duke	Oct. 29, 1977
171	Synjyn Days	vs. Mississippi State	Dec. 31, 2014
170	Tashard Choice	Duke	Nov. 10, 2007
169	Jerry Mays	North Carolina	Oct. 21, 1989
169	P.J. Daniels	Samford	Sept. 4, 2004
169	Tashard Choice	West Virginia	Jan. 1, 2007
169	Dedrick Mills	Kentucky	Dec. 31, 2016
168	Bobby North	Auburn	Oct. 15, 1949
168	Robert Lavette	North Carolina	Oct. 3, 1981
168	Cory Collier	Wake Forest	Nov. 12, 1983
166	Eddie Lee Ivery	Miami	Oct. 14, 1978
166	William Bell	Duke	Oct. 27, 1990
166	C.J. Williams	Maryland	Sept. 28, 1995
166	Anthony Allen	Georgia	Nov. 27, 2010
165	Anthony Allen	Duke	Nov. 20, 2010
165	Justin Thomas	at Virginia Tech	Sept. 20, 2014
164	Tashard Choice	NC State	Nov. 4, 2006
163	TaQuon Marshall	Wake Forest	Oct. 21, 2017
161	Robert Lavette	Virginia	Oct. 13, 1984
160	Eddie Lee Ivery	Georgia	Dec. 2, 1989
159	Jonathan Dwyer	Duke	Oct. 4, 2008
159	Marcus Marshall	Pittsburgh	Oct. 17, 2015
158	Robert Lavette	Georgia	Nov. 26, 1983
158	Robert Lavette	The Citadel	Sept. 22, 1984
158	Jonathan Dwyer	North Carolina	Sept. 26, 2009
157	Eddie Lee Ivery	South Carolina	Oct. 7, 1978
157	Jerry Mays	North Carolina	Oct. 22, 1988
157	Jonathan Dwyer	North Carolina	Nov. 8, 2008
157	Orwin Smith	Kansas	Sept. 17, 2011
157	Synjyn Days	at NC State	Nov. 8, 2014
157	Hassan Hall	at Pitt	Oct. 1, 2022
156	Ronny Cone	Air Force	Nov. 10, 1979
154	Brent Cunningham	Duke	Oct. 31, 1970

YDS	PLAYER	OPPONENT	DATE
154	C.J. Williams	Arizona	Sept. 7, 1995
153	Tony Hollings	Vanderbilt	Aug. 31, 2002
151	David Sims	VMI	Oct. 11, 1975
151	Jerry Mays	VMI	Nov. 5, 1988
151	C.J. Williams	Furman	Sept. 2, 1995
151	Joshua Nesbitt	Virginia Tech	Sept. 13, 2008
150	Sean Gregory	UCF	Sept. 18, 1999
150	Haynes King	Boston College	Oct. 21, 2023
149	Robert Lavette	Tennessee	Oct. 27, 1984
148	Robert Lavette	The Citadel	Sept. 18, 1982
148	Robert Lavette	Memphis	Sept. 25, 1982
147	C.J. Williams	NC State	Sept. 7, 1996
147	Tony Hollings	Clemson	Sept. 14, 2002
147	Synjyn Days	Virginia	Nov. 1, 2014
146	Tashard Choice	Georgia	Nov. 25, 2006
146	Eddie Lee Ivery	Florida	Oct. 28, 1978
145	Robert Lavette	Tulane	Oct. 9, 1982
145	Joe Burns	Wake Forest	Nov. 17, 2001
145	Tashard Choice	Clemson	Sept. 29, 2007
145	Jonathan Dwyer	Florida State	Nov. 1, 2008
144	Tony Hollings	Connecticut	Sept. 7, 2002
144	Jonathan Dwyer	Georgia	Nov. 29, 2008
143	C.J. Williams	NC State	Nov. 11, 1995
143	Marcus Marshall	Virginia Tech	Nov. 12, 2016
143	TaQuon Marshall	Virginia	Nov. 4, 2017
142	Brent Cunningham	Navy	Nov. 7, 1970
142	Eddie Lee Ivery	South Carolina	Sept. 10, 1977
142	Tashard Choice	North Carolina	Nov. 17, 2007
141	Lenny Snow	Clemson	Oct. 1, 1966
141	Adrian Rucker	Virginia	Oct. 5, 1974
141	Robert Lavette	North Carolina	Oct. 1, 1983
141	Dorsey Levens	Wake Forest	Nov. 13, 1993
141	Jonathan Dwyer	Mississippi State	Sept. 20, 2008
141	Jordan Mason	Miami	Oct. 19, 2019
141	Jordan Mason	NC State	Nov. 21, 2019
140	Joshua Nesbitt	Florida State	Oct. 10, 2009
140	Zach Laskey	Georgia	Nov. 29, 2014
140	TaQuon Marshall	Duke	Nov. 18, 2017
139	Robert Lavette	Tennessee	Oct. 23, 1982
139	Robert Lavette	Wake Forest	Nov. 13, 1982
139	Jerry Mays	South Carolina	Sept. 23, 1989
138	Tashard Choice	Maryland	Oct. 7, 2006
138	Jonathan Dwyer	Samford	Sept. 8, 2007
138	Preston Lyons	Utah (OT)	Dec. 31, 2011
137	Rodney Lee	Tennessee	Oct. 8, 1977
137	Orwin Smith	Virginia	Sept. 15, 2012
137	Justin Thomas	Georgia Southern	Sept. 13, 2014
137	TaQuon Marshall	North Carolina	Sept. 30, 2017
136	Lenny Snow	Texas Tech	Dec. 31, 1965
136	Robert Lavette	Virginia	Nov. 6, 1982
136	Jerry Mays	Maryland	Oct. 7, 1989
136	Ajenavi Eziemefe	North Carolina	Sept. 28, 2002
136	Tevin Washington	Duke	Nov. 19, 2011
136	KirVonte Benson	Wake Forest	Oct. 21, 2017
135	Jerry Mays	Wake Forest	Nov. 18, 1989
135	Tashard Choice	Maryland	Oct. 6, 2007
134	David Sims	North Carolina	Oct. 12, 1974
134	Richard Hills	Indiana State	Oct. 10, 1987
134	Tashard Choice	Georgia	Nov. 24, 2007
133	Dorsey Levens	NC State	Oct. 23, 1993
133	Zach Laskey	Virginia	Oct. 26, 2013
133	Zach Laskey	Miami	Oct. 4, 2014
132	David Sims	Miami	Sept. 20, 1975
132	Dedrick Mills	North Carolina	Nov. 5, 2016
132	Jahmyr Gibbs	Virginia	Oct. 23, 2021
131	Lenny Snow	Virginia	Nov. 5, 1966
131	William Bell	Maryland	Oct. 9, 1993
131	Tevin Washington	Air Force	Dec. 27, 2010

YDS	PLAYER	OPPONENT	DATE	YDS	PLAYER	OPPONENT	DATE
130	Lenny Snow	Clemson	Oct. 2, 1965	127	Anthony Allen	Clemson	Sept. 10, 2009
130	Rob Healy	Georgia	Nov. 25, 1971	127	Marcus Marshall	Virginia	Nov. 19, 2016
130	Dorsey Levens	Maryland	Oct. 9, 1993	126	David Sims	South Carolina	Sept. 14, 1974
130	Reggie Ball	Troy	Sept. 16, 2006	126	Joe Burns	Clemson (OT)	Sept. 29, 2001
130	Joshua Nesbitt	South Carolina State	Sept. 4, 2010	126	Robert Godhigh	Clemson	Nov. 14, 2013
130	KirVonte Benson	North Carolina	Sept. 30, 2017	125	Robert Lavette	NC State	Oct. 8, 1983
129	Leon Hardeman	SMU	Oct. 4, 1952	125	Jerry Mays	South Carolina	Oct. 15, 1988
129	Sidney Ford	Navy	Sept. 8, 2001	125	Charles Wiley	Duke	Nov. 15, 1997
129	KirVonte Benson	Clemson	Oct. 28, 2017	125	Jonathan Dwyer	Virginia	Oct. 24, 2009
128	Bill Teas	LSU	Oct. 9, 1954	125	Anthony Allen	Virginia Tech	Nov. 4, 2010
128	Robert Lavette	Alabama	Sept. 15, 1984	124	Bucky Shamburger	Duke	Nov. 1, 1975
128	William Bell	Georgia	Dec. 1, 1990	124	Eddie Lee Ivery	Tulane	Oct. 22, 1977
128	Jonathan Dwyer	Miami	Nov. 20, 2008	124	KirVonte Benson	Tennessee (2OT)	Sept. 4, 2017
128	Jeff Sims	North Carolina	Sept. 25, 2021	123	Ray Mendheim	Auburn	Oct. 19, 1963
128	Jamal Haynes	UCF	Dec. 22, 2023	123	David Sims	Pittsburgh	Sept. 21, 1974
127	Eddie Lee Ivery	Auburn	Oct. 21, 1978	123	Eddie Lee Ivery	Virginia	Oct. 2, 1976
127	William Bell	Nebraska	Jan. 1, 1991	123	Jerry Mays	North Carolina	Oct. 5, 1985

THREE 100-YARD RUSHERS, SAME GAME



AT VIRGINIA (Oct. 26, 2013)

	ATT	YDS	AVG	TD
Zach Laskey	16	133	8.3	2
Robert Godhigh	5	111	22.2	1
David Sims	12	107	8.9	2

TWO 100-YARD RUSHERS, SAME GAME

PLAYERS (YARDS)	OPPONENT	DATE	
Leon Hardeman (129)	SMU	Oct. 4, 1952	
Bill Teas (115)	Alabama	Nov. 15, 1952	
Bruce Southall (107)	Navy	Nov. 18, 1972	
David Sims (126)	South Carolina	Sept. 14, 1974	
Eddie Lee Ivery (124)	Tulane	Oct. 22, 1977	
Rodney Lee (171)	Duke	Oct. 29, 1977	
Eddie Lee Ivery (112)	Georgia	Nov. 26, 1977	
Robert Lavette (139)	Wake Forest	Nov. 13, 1982	
Cory Collier (168)	Wake Forest	Nov. 12, 1983	
Robert Lavette (109)	Georgia	Dec. 1, 1984	
Jimmy Lincoln (114)	Furman	Sept. 11, 1993	
William Bell (131)	Maryland	Oct. 9, 1993	
Dorsey Levens (133)	William Bell (111)	NC State	Oct. 23, 1993
Dorsey Levens (106)	William Bell (104)	Baylor	Nov. 6, 1993
C.J. Williams (185)	Donnie Davis (103)	Duke	Oct. 7, 1995
Charlie Rogers (112)	C.J. Williams (103)	Duke	Sept. 26, 1996
Sean Gregory (105)	Joe Hamilton (100)	UCF	Sept. 18, 1999
P.J. Daniels (105)	Reggie Ball (103)	Vanderbilt	Sept. 27, 2003
Jonathan Dwyer (138)	Tashard Choice (110)	Samford	Oct. 8, 2007
Roddy Jones (214)	Jonathan Dwyer (144)	at Georgia	Nov. 29, 2008
Joshua Nesbitt (140)	Jonathan Dwyer (102)	Florida State	Oct. 10, 2009
Jonathan Dwyer (125)	Anthony Allen (103)	Virginia	Oct. 24, 2009
Jonathan Dwyer (110)	Joshua Nesbitt (103)	Clemson	Dec. 5, 2009
Anthony Allen (115)	Joshua Nesbitt (104)	North Carolina	Sept. 18, 2010
Anthony Allen (195)	Joshua Nesbitt (109)	Virginia	Oct. 9, 2010
Orwin Smith (157)	Embry Peeples (110)	Kansas	Sept. 17, 2011
Zach Laskey (116)	Vad Lee (101)	Presbyterian	Sept. 8, 2012
Orwin Smith (117)	Tevin Washington (104)	Clemson	Oct. 6, 2012
Synjyn Days (171)	Justin Thomas (121)	Mississippi State	Dec. 31, 2014
Marcus Marshall (143)	Matthew Jordan (121)	Virginia Tech	Nov. 12, 2015
TaQuon Marshall (249)	KirVonte Benson (124)	Tennessee (2OT)	Sept. 4, 2017
KirVonte Benson (196)	TaQuon Marshall (112)	Pittsburgh	Sept. 23, 2017
TaQuon Marshall (137)	KirVonte Benson (130)	North Carolina	Sept. 30, 2017
TaQuon Marshall (163)	KirVonte Benson (136)	Wake Forest	Oct. 21, 2017
TaQuon Marshall (175)	Tobias Oliver (103)	Louisville	Oct. 5, 2018
James Graham (112)	Jordan Mason (141)	NC State	Nov. 21, 2019
Jeff Sims (108)	Jordan Mason (105)	Duke	Nov. 28, 2020

**2024 GEORGIA TECH FOOTBALL INFORMATION GUIDE**

RECORD BOOK

INDIVIDUAL • MILESTONE PERFORMANCES

YDS	PLAYER	OPPONENT	DATE	YDS	PLAYER	OPPONENT	DATE
123	William Bell	North Carolina	Oct. 20, 1990	111	Jerry Mays	North Carolina	Oct. 4, 1986
123	Joe Burns	North Carolina	Sept. 30, 2000	111	William Bell	NC State	Oct. 23, 1993
122	David Sims	Notre Dame	Nov. 6, 1976	111	Charles Wiley	Wake Forest	Sept. 14, 1996
122	Gary Hardie	Tulane	Oct. 22, 1977	111	Sidney Ford	Wake Forest	Oct. 14, 2000
122	Ronny Cone	William & Mary	Sept. 29, 1979	111	P.J. Daniels	Auburn	Sept. 3, 2005
122	Malcolm King	Michigan State	Dec. 31, 1985	111	Robert Godhigh	Virginia	Oct. 26, 2013
122	Joe Burns	Duke	Oct. 6, 2001	111	David Sims	Alabama A&M	Nov. 23, 2013
122	Rashaun Grant	NC State	Nov. 6, 2004	110	Bill Teas	Georgia	Nov. 29, 1952
122	Joshua Nesbitt	Virginia Tech	Oct. 17, 2009	110	Floyd Faucette	Clemson	Nov. 8, 1958
122	Tevin Washington	Miami	Nov. 13, 2010	110	Lenny Snow	Florida	Jan. 2, 1967
121	George Vokert	Georgia	Nov. 26, 1955	110	Tashard Choice	Samford	Sept. 8, 2007
121	Justin Thomas	Mississippi State	Dec. 31, 2014	110	Jonathan Dwyer	Duke	Nov. 14, 2009
121	Matthew Jordan	Virginia Tech	Nov. 12, 2016	110	Jonathan Dwyer	Clemson	Dec. 5, 2009
120	Michael Smith	Duke	Nov. 2, 1991	110	Embry Peeples	Kansas	Sept. 17, 2011
120	Joe Burns	Virginia	Nov. 9, 2000	110	Synjin Days	at Pitt	Oct. 25, 2014
120	Tevin Washington	Maryland	Oct. 8, 2011	109	Robert Lavette	Georgia	Dec. 1, 1984
120	Tobias Oliver	North Carolina	Nov. 3, 2018	109	Joe Burns	Maryland	Nov. 18, 2000
119	Sean Gregory	Virginia	Nov. 6, 1999	109	P.J. Daniels	Wake Forest	Nov. 5, 2005
119	P.J. Daniels	Syracuse	Dec. 21, 2004	109	P.J. Daniels	Utah	Dec. 29, 2005
119	Tashard Choice	North Carolina	Nov. 11, 2006	109	Jonathan Dwyer	Clemson	Oct. 18, 2008
119	Rashaun Grant	Army	Oct. 20, 2007	109	Joshua Nesbitt	Virginia	Oct. 9, 2010
119	Justin Thomas	Duke	Oct. 11, 2014	108	Leon Hardman	Duke	Nov. 1, 1952
119	Jamal Haynes	Virginia	Nov. 4, 2023	108	Danny Myers	South Carolina	Sept. 14, 1974
118	Cory Collier	Virginia	Nov. 3, 1983	108	C.J. Williams	North Carolina	Oct. 14, 1995
118	Tashard Choice	Duke	Nov. 18, 2006	108	P.J. Daniels	Duke	Nov. 8, 2003
117	Bill Teas	SMU	Oct. 4, 1952	108	Jonathan Dwyer	Boston College	Sept. 6, 2008
117	C.J. Williams	Clemson	Nov. 12, 1994	108	Jeff Sims	Duke	Nov. 28, 2020
117	Orwin Smith	Clemson	Oct. 6, 2012	107	Jimmy Thompson	Duke	Oct. 30, 1954
116	Jerry Mays	Virginia	Sept. 17, 1988	107	Bruce Southall	Navy	Nov. 18, 1972
116	Zach Laskey	Presbyterian	Sept. 8, 2012	107	Eddie Lee Ivery	Tennessee	Oct. 9, 1976
115	Bill Teas	Alabama	Nov. 15, 1952	107	Nathaniel Kelsey	Virginia	Sept. 20, 1986
115	Glenn Turner	Alabama	Nov. 15, 1952	107	Tashard Choice	Duke	Oct. 15, 2005
115	Glenn Turner	Georgia	Nov. 29, 1952	107	Tashard Choice	Miami	Oct. 28, 2006
115	Billy Williamson	Georgia	Dec. 2, 1961	107	David Sims	Virginia	Oct. 26, 2013
115	Anthony Allen	North Carolina	Sept. 18, 2010	107	TaQuon Marshall	Virginia	Nov. 17, 2018
115	Tevin Washington	Virginia	Oct. 15, 2011	106	Jerry Mays	Duke	Nov. 28, 1989
115	Tobias Oliver	Bowling Green	Sept. 29, 2018	106	Dorsey Levens	Baylor	Nov. 6, 1993
114	Leon Hardeman	Tulane	Oct. 11, 1952	106	Joshua Nesbitt	Middle Tennessee	Oct. 16, 2010
114	Bill Teas	Florida	Sept. 25, 1954	106	Jordan Mason	Duke	Oct. 12, 2019
114	Greg Horne	Duke	Oct. 30, 1971	105	Brent Cunningham	Duke	Oct. 31, 1970
114	Robert Lavette	Duke	Nov. 3, 1984	105	P.J. Daniels	Vanderbilt (OT)	Sept. 27, 2003
114	Cory Collier	Wake Forest	Nov. 16, 1985	105	Tashard Choice	Virginia Tech	Sept. 30, 2006
114	Jimy Lincoln	Furman	Sept. 11, 1993	105	Jahmyr Gibbs	Syracuse	Sept. 26, 2020
114	Joe Burns	NC State	Oct. 20, 2001	105	Jordan Mason	Duke	Nov. 28, 2020
114	P.J. Daniels	Duke	Oct. 16, 2004	104	Glenn Turner	Florida	Sept. 26, 1953
114	P.J. Daniels	Connecticut	Sept. 17, 2005	104	Greg Horne	Navy	Nov. 18, 1972
113	Bill Teas	Auburn	Oct. 19, 1953	104	Danny Myers	Tulane	Oct. 25, 1975
113	Lenny Snow	Texas A&M	Sept. 17, 1966	104	Edmund Fortier	Wake Forest	Nov. 13, 1982
113	David Sims	Georgia	Nov. 30, 1974	104	Malcolm King	Georgia	Dec. 1, 1984
113	Jerry Mays	Virginia	Sept. 16, 1989	104	William Bell	Baylor	Nov. 6, 1993
113	Sean Gregory	NC State	Oct. 30, 1999	104	Joshua Nesbitt	North Carolina	Sept. 18, 2010
113	Joe Burns	Syracuse	Aug. 26, 2001	104	Tevin Washington	Clemson	Oct. 6, 2012
113	P.J. Daniels	Florida State	Sept. 13, 2003	104	Justin Thomas	vs. Florida State	Dec. 6, 2014
113	TaQuon Marshall	South Florida	Sept. 8, 2018	104	Jamal Haynes	Clemson	Nov. 11, 2023
113	Jahmyr Gibbs	Virginia Tech	Oct. 30, 2021	103	Tony Head	Auburn	Oct. 18, 1975
113	Jamal Haynes	South Carolina St.	Sept. 9, 2023	103	Donnie Davis	Duke	Oct. 7, 1995
112	Bruce Southall	Boston College	Nov. 11, 1972	103	C.J. Williams	Duke	Sept. 26, 1996
112	David Sims	Clemson	Sept. 27, 1975	103	Reggie Ball	Vanderbilt (OT)	Sept. 27, 2003
112	Rodney Lee	Auburn	Oct. 15, 1977	103	P.J. Daniels	Clemson	Sept. 11, 2004
112	Eddie Lee Ivery	Georgia	Nov. 26, 1977	103	P.J. Daniels	North Carolina	Sept. 10, 2005
112	Dorsey Levens	Furman	Sept. 11, 1993	103	Anthony Allen	Virginia	Oct. 24, 2009
112	Charlie Rogers	Duke	Sept. 26, 1996	103	Joshua Nesbitt	Clemson	Dec. 5, 2009
112	Jonathan Dwyer	Jacksonville State	Aug. 28, 2008	103	Tobias Oliver	Louisville	Oct. 5, 2018
112	Vad Lee	at North Carolina	Nov. 10, 2012	103	Dontae Smith	Western Carolina	Sept. 10, 2022
112	TaQuon Marshall	Pittsburgh	Sept. 23, 2017	102	Jonathan Dwyer	Florida State	Oct. 10, 2009
112	James Graham	NC State	Nov. 21, 2019	102	Eddie Lee Ivery	Notre Dame	Nov. 18, 1978
111	Eddie Lee Ivery	Duke	Sept. 9, 1978	102	Eddie Lee Ivery	Duke	Oct. 29, 1977
111	Ronny Cone	Wake Forest	Nov. 12, 1983	102	Leon Hardeman	Vanderbilt	Oct. 25, 1952

YDS	PLAYER	OPPONENT	DATE	YDS	PLAYER	OPPONENT	DATE
101	Gary Hardie	Georgia	Nov. 26, 1977	124	Eddie Lee Ivery	Tulane	Oct. 22, 1977
101	John Dewberry	Clemson	Sept. 24, 1983	122	Gary Hardie	Tulane	Oct. 22, 1977
101	Jimmy Lincoln	Wake Forest	Nov. 16, 1991	171	Rodney Lee	Duke	Oct. 29, 1977
101	Sean Gregory	Clemson	Nov. 13, 1999	102	Eddie Lee Ivery	Duke	Oct. 29, 1977
101	Vad Lee	Presbyterian	Sept. 8, 2012	112	Eddie Lee Ivery	Georgia	Nov. 26, 1977
101	Zach Laskey	Boston College	Oct. 20, 2012	101	Gary Hardie	Georgia	Nov. 26, 1977
100	Joe Hamilton	UCF	Sept. 18, 1999	111	Eddie Lee Ivery	Duke	Sept. 9, 1978
100	Joe Burns	NC State (OT)	Sept. 21, 2000	157	Eddie Lee Ivery	South Carolina	Oct. 7, 1978
100	P.J. Daniels	Clemson	Oct. 29, 2005	166	Eddie Lee Ivery	Miami	Oct. 14, 1978
100	Tashard Choice	Wake Forest	Dec. 2, 2006	127	Eddie Lee Ivery	Auburn	Oct. 21, 1978
100	Robert Godhigh	North Carolina	Sept. 21, 2013	146	Eddie Lee Ivery	Florida	Oct. 28, 1978
100	David Sims	Georgia (OT)	Nov. 30, 2013	356	Eddie Lee Ivery	Air Force	Nov. 11, 1978

100-YARD RUSHING GAMES (BY DATE)

YDS	PLAYER	OPPONENT	DATE	YDS	PLAYER	OPPONENT	DATE
199	Eddie Prokop	vs. Tulsa	Jan. 1, 1944	122	Ronny Cone	William & Mary	Sept. 29, 1979
168	Bobby North	Auburn	Oct. 15, 1949	156	Ronny Cone	Air Force	Nov. 10, 1979
129	Leon Hardeman	SMU	Oct. 4, 1952	168	Robert Lavette	North Carolina	Oct. 3, 1981
117	Bill Teas	SMU	Oct. 4, 1952	197	Robert Lavette	Navy	Nov. 14, 1981
114	Leon Hardeman	Tulane	Oct. 11, 1952	148	Robert Lavette	The Citadel	Sept. 18, 1982
102	Leon Hardeman	Vanderbilt	Oct. 25, 1952	148	Robert Lavette	Memphis	Sept. 25, 1982
108	Leon Hardman	Duke	Nov. 1, 1952	145	Robert Lavette	Tulane	Oct. 9, 1982
115	Bill Teas	Alabama	Nov. 15, 1952	139	Robert Lavette	Tennessee	Oct. 23, 1982
115	Glenn Turner	Alabama	Nov. 15, 1952	136	Robert Lavette	Virginia	Nov. 6, 1982
115	Glenn Turner	Georgia	Nov. 29, 1952	139	Robert Lavette	Wake Forest	Nov. 13, 1982
110	Bill Teas	Georgia	Nov. 29, 1952	104	Edmund Fortier	Wake Forest	Nov. 13, 1982
104	Glenn Turner	Florida	Sept. 26, 1953	203	Robert Lavette	Georgia	Nov. 27, 1982
113	Bill Teas	Auburn	Oct. 19, 1953	101	John Dewberry	Clemson	Sept. 24, 1983
114	Bill Teas	Florida	Sept. 25, 1954	141	Robert Lavette	North Carolina	Oct. 1, 1983
128	Bill Teas	LSU	Oct. 9, 1954	125	Robert Lavette	NC State	Oct. 8, 1983
107	Jimmy Thompson	Duke	Oct. 30, 1954	118	Cory Collier	Virginia	Nov. 3, 1983
121	George Vokert	Georgia	Nov. 26, 1955	168	Cory Collier	Wake Forest	Nov. 12, 1983
110	Floyd Faucette	Clemson	Nov. 8, 1958	111	Ronny Cone	Wake Forest	Nov. 12, 1983
115	Billy Williamson	Georgia	Dec. 2, 1961	158	Robert Lavette	Georgia	Nov. 26, 1983
123	Ray Mendheim	Auburn	Oct. 19, 1963	128	Robert Lavette	Alabama	Sept. 15, 1984
130	Lenny Snow	Clemson	Oct. 2, 1965	158	Robert Lavette	The Citadel	Sept. 22, 1984
136	Lenny Snow	vs. Texas Tech	Dec. 31, 1965	161	Robert Lavette	Virginia	Oct. 13, 1984
113	Lenny Snow	Texas A&M	Sept. 17, 1966	149	Robert Lavette	Tennessee	Oct. 27, 1984
141	Lenny Snow	Clemson	Oct. 1, 1966	114	Robert Lavette	Duke	Nov. 3, 1984
131	Lenny Snow	Virginia	Nov. 5, 1966	109	Robert Lavette	Georgia	Dec. 1, 1984
110	Lenny Snow	Florida	Jan. 2, 1967	104	Malcolm King	Georgia	Dec. 1, 1984
190	Brent Cunningham	Duke	Nov. 1, 1969	123	Jerry Mays	North Carolina	Oct. 5, 1985
217	Brent Cunningham	Clemson	Oct. 3, 1970	206	Jerry Mays	Western Carolina	Oct. 12, 1985
154	Brent Cunningham	Duke	Oct. 31, 1970	114	Cory Collier	Wake Forest	Nov. 16, 1985
142	Brent Cunningham	Navy	Nov. 7, 1970	122	Malcolm King	vs. Michigan State	Dec. 31, 1985
114	Greg Home	Duke	Oct. 30, 1971	107	Nathaniel Kelsey	Virginia	Sept. 20, 1986
130	Rob Healy	Georgia	Nov. 25, 1971	111	Jerry Mays	North Carolina	Oct. 4, 1986
112	Bruce Southall	Boston College	Nov. 11, 1972	188	Jerry Mays	NC State	Oct. 11, 1986
107	Bruce Southall	Navy	Nov. 18, 1972	134	Richard Hills	Indiana State	Oct. 10, 1987
104	Greg Home	Navy	Nov. 18, 1972	116	Jerry Mays	Virginia	Sept. 17, 1988
126	David Sims	South Carolina	Sept. 14, 1974	125	Jerry Mays	South Carolina	Oct. 15, 1988
108	Danny Myers	South Carolina	Sept. 14, 1974	157	Jerry Mays	North Carolina	Oct. 22, 1988
123	David Sims	Pittsburgh	Sept. 21, 1974	151	Jerry Mays	VMI	Nov. 5, 1988
141	Adrian Rucker	Virginia	Oct. 5, 1974	113	Jerry Mays	Virginia	Sept. 16, 1989
134	David Sims	North Carolina	Oct. 12, 1974	139	Jerry Mays	South Carolina	Sept. 23, 1989
113	David Sims	Georgia	Nov. 30, 1974	136	Jerry Mays	Maryland	Oct. 7, 1989
132	David Sims	Miami	Sept. 20, 1975	169	Jerry Mays	North Carolina	Oct. 21, 1989
112	David Sims	Clemson	Sept. 27, 1975	106	Jerry Mays	Duke	Oct. 28, 1989
151	David Sims	VMI	Oct. 11, 1975	135	Jerry Mays	Wake Forest	Nov. 18, 1989
103	Tony Head	Auburn	Oct. 18, 1975	207	Jerry Mays	Georgia	Dec. 2, 1989
104	Danny Myers	Tulane	Oct. 25, 1975	123	William Bell	North Carolina	Oct. 20, 1990
124	Bucky Shamburger	Duke	Nov. 1, 1975	166	William Bell	Duke	Oct. 27, 1990
123	Eddie Lee Ivery	Virginia	Oct. 2, 1976	128	William Bell	Georgia	Dec. 1, 1990
107	Eddie Lee Ivery	Tennessee	Oct. 9, 1976	127	William Bell	Nebraska	Jan. 1, 1991
122	David Sims	Notre Dame	Nov. 6, 1976	120	Michael Smith	Duke	Nov. 2, 1991
142	Eddie Lee Ivery	South Carolina	Sept. 10, 1977	101	Jimmy Lincoln	Wake Forest	Nov. 16, 1991
137	Rodney Lee	Tennessee	Oct. 8, 1977	229	Jimmy Lincoln	Virginia	Sept. 19, 1991
112	Rodney Lee	Auburn	Oct. 15, 1977	114	Jimmy Lincoln	Furman	Sept. 11, 1993
				112	Dorsey Levens	Furman	Sept. 11, 1993

**2024 GEORGIA TECH FOOTBALL INFORMATION GUIDE**

RECORD BOOK

INDIVIDUAL • MILESTONE PERFORMANCES

YDS	PLAYER	OPPONENT	DATE	YDS	PLAYER	OPPONENT	DATE
131	William Bell	Maryland	Oct. 9, 1993	119	Tashard Choice	North Carolina	Nov. 11, 2006
130	Dorsey Levens	Maryland	Oct. 9, 1993	118	Tashard Choice	Duke	Nov. 18, 2006
133	Dorsey Levens	NC State	Oct. 23, 1993	146	Tashard Choice	Georgia	Nov. 25, 2006
111	William Bell	NC State	Oct. 23, 1993	100	Tashard Choice	vs. Wake Forest	Dec. 2, 2006
106	Dorsey Levens	Baylor	Nov. 6, 1993	169	Tashard Choice	vs. West Virginia	Jan. 1, 2007
104	William Bell	Baylor	Nov. 6, 1993	196	Tashard Choice	Notre Dame	Sept. 1, 2007
141	Dorsey Levens	Wake Forest	Nov. 13, 1993	138	Jonathan Dwyer	Samford	Sept. 8, 2007
117	C.J. Williams	Clemson	Nov. 12, 1994	110	Tashard Choice	Samford	Sept. 8, 2007
206	C.J. Williams	Wake Forest	Nov. 19, 1994	145	Tashard Choice	Clemson	Sept. 29, 2007
151	C.J. Williams	Furman	Sept. 2, 1995	135	Tashard Choice	Maryland	Oct. 6, 2007
154	C.J. Williams	Arizona	Sept. 7, 1995	204	Tashard Choice	Miami	Oct. 13, 2007
166	C.J. Williams	Maryland	Sept. 28, 1995	119	Rashaun Grant	Army	Oct. 20, 2007
185	C.J. Williams	Duke	Oct. 7, 1995	170	Tashard Choice	Duke	Nov. 10, 2007
103	Donnie Davis	Duke	Oct. 7, 1995	142	Tashard Choice	North Carolina	Nov. 17, 2007
108	C.J. Williams	North Carolina	Oct. 14, 1995	134	Tashard Choice	Georgia	Nov. 24, 2007
143	C.J. Williams	NC State	Nov. 11, 1995	112	Jonathan Dwyer	Jacksonville State	Aug. 28, 2008
147	C.J. Williams	NC State	Sept. 7, 1996	108	Jonathan Dwyer	Boston College	Sept. 6, 2008
111	Charles Wiley	Wake Forest	Sept. 14, 1996	151	Joshua Nesbitt	Virginia Tech	Sept. 13, 2008
112	Charlie Rogers	Duke	Sept. 26, 1996	141	Jonathan Dwyer	Mississippi State	Sept. 20, 2008
103	C.J. Williams	Duke	Sept. 26, 1996	159	Jonathan Dwyer	Duke	Oct. 4, 2008
125	Charles Wiley	Duke	Nov. 15, 1997	109	Jonathan Dwyer	Clemson	Oct. 18, 2008
179	Joe Burns	Maryland	Oct. 31, 1998	145	Jonathan Dwyer	Florida State	Nov. 1, 2008
150	Sean Gregory	UCF	Sept. 18, 1999	157	Jonathan Dwyer	North Carolina	Nov. 8, 2008
100	Joe Hamilton	UCF	Sept. 18, 1999	128	Jonathan Dwyer	Miami	Nov. 20, 2008
113	Sean Gregory	NC State	Oct. 30, 1999	214	Roddy Jones	Georgia	Nov. 29, 2008
119	Sean Gregory	Virginia	Nov. 6, 1999	144	Jonathan Dwyer	Georgia	Nov. 29, 2008
101	Sean Gregory	Clemson	Nov. 13, 1999	127	Anthony Allen	Clemson	Sept. 10, 2009
100	Joe Burns	NC State (OT)	Sept. 21, 2000	158	Jonathan Dwyer	North Carolina	Sept. 26, 2009
123	Joe Burns	North Carolina	Sept. 30, 2000	140	Joshua Nesbitt	Florida State	Oct. 10, 2009
111	Sidney Ford	Wake Forest	Oct. 14, 2000	102	Jonathan Dwyer	Florida State	Oct. 10, 2009
120	Joe Burns	Virginia	Nov. 9, 2000	122	Joshua Nesbitt	Virginia Tech	Oct. 17, 2009
109	Joe Burns	Maryland	Nov. 18, 2000	125	Jonathan Dwyer	Virginia	Oct. 24, 2009
113	Joe Burns	Syracuse	Aug. 26, 2001	103	Anthony Allen	Virginia	Oct. 24, 2009
129	Sidney Ford	Navy	Sept. 8, 2001	186	Jonathan Dwyer	Vanderbilt	Oct. 31, 2009
126	Joe Burns	Clemson (OT)	Sept. 29, 2001	189	Jonathan Dwyer	Wake Forest (OT)	Nov. 7, 2009
122	Joe Burns	Duke	Oct. 6, 2001	110	Jonathan Dwyer	Duke	Nov. 14, 2009
114	Joe Burns	NC State	Oct. 20, 2001	103	Joshua Nesbitt	Clemson	Dec. 5, 2009
198	Joe Burns	North Carolina	Nov. 1, 2001	110	Jonathan Dwyer	Clemson	Dec. 5, 2009
145	Joe Burns	Wake Forest	Nov. 17, 2001	130	Joshua Nesbitt	South Carolina State	Sept. 4, 2010
153	Tony Hollings	Vanderbilt	Aug. 31, 2002	115	Anthony Allen	North Carolina	Sept. 18, 2010
144	Tony Hollings	Connecticut	Sept. 7, 2002	104	Joshua Nesbitt	North Carolina	Sept. 18, 2010
147	Tony Hollings	Clemson	Sept. 14, 2002	195	Anthony Allen	Virginia	Oct. 9, 2010
189	Tony Hollings	BYU	Sept. 21, 2002	109	Joshua Nesbitt	Virginia	Oct. 9, 2010
136	Ajenayi Eziemefe	North Carolina	Sept. 28, 2002	106	Joshua Nesbitt	Middle Tennessee	Oct. 16, 2010
113	P.J. Daniels	Florida State	Sept. 13, 2003	125	Anthony Allen	Virginia Tech	Nov. 4, 2010
105	P.J. Daniels	Vanderbilt (OT)	Sept. 27, 2003	122	Tevin Washington	Miami	Nov. 13, 2010
103	Reggie Ball	Vanderbilt (OT)	Sept. 27, 2003	165	Anthony Allen	Duke	Nov. 20, 2010
175	P.J. Daniels	Wake Forest	Oct. 11, 2003	166	Anthony Allen	Georgia	Nov. 27, 2010
108	P.J. Daniels	Duke	Nov. 8, 2003	131	Tevin Washington	vs. Air Force	Dec. 27, 2010
240	P.J. Daniels	North Carolina	Nov. 15, 2003	157	Orwin Smith	Kansas	Sept. 17, 2011
307	P.J. Daniels	Tulsa	Jan. 4, 2004	110	Embry Peoples	Kansas	Sept. 17, 2011
169	P.J. Daniels	Samford	Sept. 4, 2004	120	Tevin Washington	Maryland	Oct. 8, 2011
103	P.J. Daniels	Clemson	Sept. 11, 2004	115	Tevin Washington	Virginia	Oct. 15, 2011
114	P.J. Daniels	Duke	Oct. 16, 2004	176	Tevin Washington	Clemson	Oct. 29, 2011
122	Rashaun Grant	NC State	Nov. 6, 2004	136	Tevin Washington	Duke	Nov. 19, 2011
119	P.J. Daniels	Syracuse	Dec. 21, 2004	138	Preston Lyons	Utah (OT)	Dec. 31, 2011
111	P.J. Daniels	Auburn	Sept. 3, 2005	116	Zach Laskey	Presbyterian	Sept. 8, 2012
103	P.J. Daniels	North Carolina	Sept. 10, 2005	101	Vad Lee	Presbyterian	Sept. 8, 2012
114	P.J. Daniels	Connecticut	Sept. 17, 2005	137	Orwin Smith	Virginia	Sept. 15, 2012
107	Tashard Choice	Duke	Oct. 15, 2005	117	Orwin Smith	Clemson	Oct. 6, 2012
100	P.J. Daniels	Clemson	Oct. 29, 2005	104	Tevin Washington	Clemson	Oct. 6, 2012
109	P.J. Daniels	Wake Forest	Nov. 5, 2005	101	Zach Laskey	Boston College	Oct. 20, 2012
109	P.J. Daniels	Utah	Dec. 29, 2005	112	Vad Lee	at North Carolina	Nov. 10, 2012
130	Reggie Ball	Troy	Sept. 16, 2006	100	Robert Godhigh	North Carolina	Sept. 21, 2013
105	Tashard Choice	Virginia Tech	Sept. 30, 2006	133	Zach Laskey	Virginia	Oct. 26, 2013
138	Tashard Choice	Maryland	Oct. 7, 2006	111	Robert Godhigh	Virginia	Oct. 26, 2013
107	Tashard Choice	Miami	Oct. 28, 2006	107	David Sims	Virginia	Oct. 26, 2013
164	Tashard Choice	NC State	Nov. 4, 2006	126	Robert Godhigh	Clemson	Nov. 14, 2013

YDS	PLAYER	OPPONENT	DATE	YDS	PLAYER	OPPONENT	DATE
111	David Sims	Alabama A&M	Nov. 23, 2013	141	Jordan Mason	NC State	Nov. 21, 2019
100	David Sims	Georgia (OT)	Nov. 30, 2013	112	James Graham	NC State	Nov. 21, 2019
137	Justin Thomas	Georgia Southern	Sept. 13, 2014	105	Jahmyr Gibbs	Syracuse	Sept. 26, 2020
165	Justin Thomas	at Virginia Tech	Sept. 20, 2014	108	Jeff Sims	Duke	Nov. 28, 2020
133	Zach Laskey	Miami	Oct. 4, 2014	105	Jordan Mason	Duke	Nov. 28, 2020
119	Justin Thomas	Duke	Oct. 11, 2014	128	Jeff Sims	North Carolina	Sept. 25, 2021
110	Synjyn Days	at Pitt	Oct. 25, 2014	132	Jahmyr Gibbs	Virginia	Oct. 23, 2021
147	Synjyn Days	Virginia	Nov. 1, 2014	113	Jahmyr Gibbs	Virginia Tech	Oct. 30, 2021
157	Synjyn Days	at NC State	Nov. 8, 2014	103	Dontae Smith	Western Carolina	Sept. 10, 2022
140	Zach Laskey	at Georgia	Nov. 29, 2014	157	Hassan Hall	Pitt	Oct. 1, 2022
104	Justin Thomas	vs. Florida State	Dec. 6, 2014	113	Jamal Haynes	South Carolina St.	Sept. 9, 2023
171	Synjyn Days	vs. Mississippi State	Dec. 31, 2014	150	Haynes King	Boston College	Oct. 21, 2023
121	Justin Thomas	vs. Mississippi State	Dec. 31, 2014	178	Dontae Smith	North Carolina	Oct. 28, 2023
184	Marcus Marshall	Alcorn State	Sept. 3, 2015	119	Jamal Haynes	Virginia	Nov. 4, 2023
159	Marcus Marshall	Pittsburgh	Oct. 17, 2015	104	Jamal Haynes	Clemson	Nov. 11, 2023
195	Justin Thomas	Duke	Oct. 29, 2016	128	Jamal Haynes	UCF	Dec. 22, 2023
132	Dedrick Mills	North Carolina	Nov. 5, 2016				
143	Marcus Marshall	Virginia Tech	Nov. 12, 2016				
121	Matthew Jordan	Virginia Tech	Nov. 12, 2016				
127	Marcus Marshall	Virginia Tech	Nov. 19, 2016				
169	Dedrick Mills	Kentucky	Dec. 31, 2016				
249	TaQuon Marshall	Tennessee (2OT)	Sept. 4, 2017				
124	KirVonte Benson	Tennessee (2OT)	Sept. 4, 2017				
196	KirVonte Benson	Pittsburgh	Sept. 23, 2017				
112	TaQuon Marshall	Pittsburgh	Sept. 23, 2017				
137	TaQuon Marshall	North Carolina	Sept. 30, 2017				
137	KirVonte Benson	North Carolina	Sept. 30, 2017				
163	TaQuon Marshall	Wake Forest	Oct. 21, 2017				
136	KirVonte Benson	Wake Forest	Oct. 21, 2017				
129	KirVonte Benson	Clemson	Oct. 28, 2017				
143	TaQuon Marshall	Virginia	Nov. 4, 2017				
140	TaQuon Marshall	Duke	Nov. 18, 2017				
113	TaQuon Marshall	South Florida	Sept. 8, 2018				
103	TaQuon Marshall	Pitt	Sept. 15, 2018				
115	Tobias Oliver	Bowling Green	Sept. 29, 2018				
175	TaQuon Marshall	Louisville	Oct. 5, 2018				
215	Tobias Oliver	Virginia Tech	Oct. 25, 2018				
120	Tobias Oliver	North Carolina	Nov. 3, 2018				
107	TaQuon Marshall	Virginia	Nov. 17, 2018				
106	Jordan Mason	Duke	Oct. 12, 2019				

PASSING

300-YARD PASSING GAMES (BY YARDS)			
YDS	PLAYER	OPPONENT	DATE
486	George Godsey	Virginia	Nov. 10, 2001
454	George Godsey	Clemson	Oct. 28, 2000
416	Darrell Gast	Duke	Oct. 31, 1987
387	Joe Hamilton	Florida State	Sept. 11, 1999
387	Joe Hamilton	Maryland	Sept. 30, 1999
371	Eddie McAshan	Rice	Sept. 30, 1972
361	Mike Kelley	Navy	Nov. 17, 1979
359	Jeff Sims	Pittsburgh	Oct. 2, 2021
354	George Godsey	Maryland	Nov. 18, 2000
348	Haynes King	Bowling Green	Sept. 30, 2023
341	Joe Hamilton	Georgia (OT)	Nov. 27, 1999
337	Joe Hamilton	Virginia	Nov. 8, 1997
333	Mike Kelley	Georgia	Nov. 29, 1980
333	George Godsey	Wake Forest	Oct. 14, 2000
326	Taylor Bennett	West Virginia	Jan. 1, 2007
324	Joe Hamilton	Duke	Oct. 16, 1999
323	George Godsey	Virginia	Nov. 9, 2000
322	Joe Hamilton	Clemson	Nov. 13, 1999
320	George Godsey	Maryland (OT)	Oct. 11, 2001
320	Reggie Ball	North Carolina	Sept. 10, 2005
319	Kim King	Virginia	Nov. 13, 1965
317	Rick Strom	The Citadel	Sept. 12, 1987
314	Jeff Sims	Central Fla.	Sept. 24, 2022
313	Tommy Luginbill	North Carolina	Oct. 8, 1994
313	Haynes King	Louisville	Sept. 1, 2023
310	Tommy Luginbill	Virginia	Oct. 15, 1994
309	Taylor Bennett	Maryland	Oct. 6, 2007
307	Haynes King	Ole Miss	Sept. 16, 2023
305	Shawn Jones	Georgia	Nov. 28, 1992
303	Joe Hamilton	North Carolina	Sept. 26, 1998
300	Jeff Sims	Virginia	Oct. 23, 2021

300-YARD PASSING GAMES (BY DATE)			
YDS	PLAYER	OPPONENT	DATE
319	Kim King	Virginia	Nov. 13, 1965
371	Eddie McAshan	Rice	Sept. 30, 1972
361	Mike Kelley	Navy	Nov. 17, 1979
333	Mike Kelley	Georgia	Nov. 29, 1980
317	Rick Strom	The Citadel	Sept. 12, 1987
416	Darrell Gast	Duke	Oct. 31, 1987
305	Shawn Jones	Georgia	Nov. 28, 1992
313	Tommy Luginbill	North Carolina	Oct. 8, 1994
310	Tommy Luginbill	Virginia	Oct. 15, 1994
337	Joe Hamilton	Virginia	Nov. 8, 1997
303	Joe Hamilton	North Carolina	Sept. 26, 1998
387	Joe Hamilton	Florida State	Sept. 11, 1999
387	Joe Hamilton	Maryland	Sept. 30, 1999

PLAYERS WITH 100 YARDS RUSHING & PASSING

SAME GAME			
PLAYER	R / P	OPPONENT	DATE
Donnie Davis	103 / 206	at Duke	Oct. 7, 1995
Joe Hamilton	100 / 161	Central Florida	Sept. 18, 1999
Reggie Ball	103 / 108	at Vanderbilt (OT)	Sept. 27, 2003
Reggie Ball	130 / 164	Troy	Sept. 16, 2006
Joshua Nesbitt	151 / 109	Virginia Tech	Sept. 13, 2008
Joshua Nesbitt	103 / 136	vs. Clemson	Dec. 5, 2009
Joshua Nesbitt	140 / 131	Florida State	Oct. 10, 2009
Tevin Washington	122 / 101	Miami	Nov. 13, 2010
Tevin Washington	120 / 114	Maryland	Oct. 8, 2011
Tevin Washington	136 / 185	at Duke	Nov. 19, 2011
Tevin Washington	104 / 144	Clemson	Oct. 6, 2012
Vad Lee	112 / 169	at North Carolina	Nov. 10, 2012
Justin Thomas	137 / 188	Georgia Southern	Sept. 13, 2014
Justin Thomas	165 / 125	at Virginia Tech	Sept. 20, 2014
Justin Thomas	104 / 134	vs. Florida State	Dec. 6, 2014
Justin Thomas	121 / 125	vs. Miss. State	Dec. 31, 2014
Justin Thomas	195 / 264	Duke	Oct. 29, 2016
TaQuon Marshall	249 / 120	vs. Tennessee (2OT)	Sept. 4, 2017
TaQuon Marshall	143 / 179	at Virginia	Nov. 4, 2017
TaQuon Marshall	183 / 113	at USF	Sept. 8, 2018
James Graham	112 / 129	vs. NC State	Nov. 21, 2019
Jeff Sims	108 / 146	vs. Duke	Nov. 28, 2020
Haynes King	150 / 204	vs. Boston College	Oct. 21, 2023



YDS	PLAYER	OPPONENT	DATE	YDS	PLAYER	OPPONENT	DATE
324	Joe Hamilton	Duke	Oct. 16, 1999	133	Calvin Johnson	Maryland	Oct. 7, 2006
322	Joe Hamilton	Clemson	Nov. 13, 1999	133	Demaryius Thomas	Miami	Sept. 17, 2009
341	Joe Hamilton	Georgia (OT)	Nov. 27, 1999	132	Steve Harkey	South Carolina	Sept. 12, 1970
333	George Godsey	Wake Forest	Oct. 14, 2000	132	DeAndre Smelter	Wofford	Aug. 30, 2014
454	George Godsey	Clemson	Oct. 28, 2000	131	Damarius Bilbo	North Carolina	Sept. 10, 2005
323	George Godsey	Virginia	Nov. 9, 2000	131	Calvin Johnson	Connecticut	Nov. 13, 2004
354	George Godsey	Maryland	Nov. 18, 2000	131	Mark Fields	Rice	Sept. 30, 1972
320	George Godsey	Maryland (OT)	Oct. 11, 2001	131	Dominick Blaylock	Bowling Green	Sept. 30, 2023
486	George Godsey	Virginia	Nov. 10, 2001	130	Calvin Johnson	NC State	Oct. 6, 2005
320	Reggie Ball	North Carolina	Sept. 10, 2005	129	Harvey Middleton	Duke	Sept. 26, 1996
326	Taylor Bennett	West Virginia	Jan. 1, 2007	129	Dez White	Notre Dame	Jan. 1, 1999
309	Taylor Bennett	Maryland	Oct. 6, 2007	127	Kelly Campbell	Duke	Oct. 21, 2000
359	Jeff Sims	Pittsburgh	Oct. 2, 2021	127	Kerry Watkins	Maryland	Oct. 17, 2002
300	Jeff Sims	Virginia	Oct. 23, 2021	127	Calvin Johnson	Clemson	Sept. 11, 2004
314	Jeff Sims	UCF	Sept. 24, 2022	127	Demaryius Thomas	Georgia	Nov. 28, 2009
313	Haynes King	Louisville	Sept. 1, 2023	126	Gary Williams	Georgia	Nov. 27, 1965
307	Haynes King	Ole Miss	Sept. 16, 2023	126	Harvey Middleton	Duke	Oct. 7, 1995
348	Haynes King	Bowling Green	Sept. 30, 2023	126	Stephen Hill	Middle Tennessee	Sept. 10, 2011

RECEIVING**100-YARD RECEIVING GAMES (BY YARDS)**

YDS	PLAYER	OPPONENT	DATE	YDS	PLAYER	OPPONENT	DATE
243	Dez White	Virginia	Oct. 17, 1998	122	Marlon Hegg	Tulane	Oct. 25, 1980
230	Demaryius Thomas	Duke	Oct. 4, 2008	122	Gary Lee	Georgia	Nov. 29, 1986
223	Derrick Steagall	Virginia	Nov. 8, 1997	121	Leon Chadwick	Notre Dame	Oct. 6, 1979
215	Dez White	Maryland	Sept. 30, 1999	121	Jonathan Smith	BYU	Aug. 28, 2003
209	Kelly Campbell	Clemson	Oct. 28, 2000	120	Jimmy Robinson	Tulane	Oct. 27, 1973
203	Kelly Campbell	North Carolina (OT)	Oct. 9, 1999	119	Bobby Rodriguez	Georgia	Dec. 1, 1990
203	Kris Kentera	Navy	Nov. 17, 1979	117	Calvin Johnson	Wake Forest	Dec. 2, 2006
202	Buck Martin	Auburn	Oct. 20, 1951	117	Embry Peoples	Vanderbilt	Oct. 31, 2009
198	John Sias	Navy	Nov. 9, 1968	117	Eric Singleton, Jr.	North Carolina	Oct. 28, 2023
194	Jonathan Smith	Wake Forest	Oct. 11, 2003	116	Charlie Simmons	Duke	Oct. 30, 1993
193	Greg Lester	Duke	Oct. 31, 1987	115	Billy Williamson	Georgia	Dec. 2, 1961
193	Kelly Campbell	Syracuse	Aug. 26, 2001	115	Calvin Johnson	Virginia Tech	Sept. 30, 2006
190	Kelly Campbell	Duke	Oct. 16, 1999	114	Dez White	Florida State	Sept. 11, 1998
186	Calvin Johnson	West Virginia	Jan. 1, 2007	114	Calvin Johnson	North Carolina	Sept. 10, 2005
181	Stephen Hill	Western Carolina	Sept. 1, 2011	114	Daren Waller	vs. Mississippi State	Dec. 31, 2014
176	Jason McGill	Maryland	Oct. 10, 1992	113	Jimmy Robinson	South Carolina	Sept. 15, 1973
174	Demaryius Thomas	Mississippi State	Oct. 3, 2009	113	Mike Sheridan	Maryland	Nov. 11, 1996
172	Will Glover	Virginia	Nov. 10, 2001	112	Billy Martin	Florida State	Nov. 9, 1963
171	Craig Baynham	Virginia	Nov. 13, 1965	112	Ken Whisenhunt	Duke	Nov. 3, 1984
171	Dez White	North Carolina	Sept. 26, 1998	112	Keenan Walker	NC State	Oct. 3, 1992
170	Jonathan Smith	Clemson	Sept. 20, 2003	112	Bobby Rodriguez	Wake Forest	Nov. 14, 1992
168	Calvin Johnson	NC State	Nov. 4, 2006	112	Derrick Steagall	West Virginia	Dec. 29, 1997
165	Calvin Johnson	Virginia	Sept. 21, 2006	111	Kris Kentera	Auburn	Oct. 20, 1979
165	Dez White	Georgia (OT)	Nov. 27, 1999	111	Harvey Middleton	NC State	Oct. 11, 1997
164	Drew Hill	Notre Dame	Nov. 18, 1978	111	Calvin Johnson	Notre Dame	Sept. 2, 2006
161	Kerry Watkins	Virginia	Nov. 10, 2001	111	Clinton Lynch	South Florida	Sept. 8, 2018
155	Greg Smith	North Carolina	Nov. 17, 2007	110	Dez White	Duke	Oct. 3, 1998
155	Jonathan Smith	NC State	Oct. 4, 2003	109	Harvey Middleton	Maryland	Nov. 22, 1997
155	Will Glover	Wake Forest	Nov. 17, 2001	108	Jonathan Smith	The Citadel	Sept. 1, 2001
154	Drew Hill	Duke	Sept. 9, 1978	108	Kelly Campbell	Maryland (OT)	Oct. 11, 2001
151	Stephen Hill	North Carolina	Sept. 24, 2011	108	Jonathan Smith	Georgia	Nov. 29, 2003
148	John Sias	Tennessee	Oct. 14, 1967	108	Calvin Johnson	Virginia	Nov. 20, 2004
147	Kerry Watkins	Maryland	Nov. 18, 2000	108	Orwin Smith	Kansas	Sept. 17, 2011
147	Kelly Campbell	Wake Forest	Oct. 14, 2000	107	Greg Lester	Auburn	Oct. 17, 1987
146	Jimmy Robinson	Rice	Sept. 30, 1972	107	Greg Lester	Boston College	Sept. 14, 1991
144	John Sias	TCU	Sept. 30, 1967	107	Harvey Middleton	Navy	Nov. 23, 1996
143	John Sias	Duke	Nov. 2, 1968	107	Harvey Middleton	Wake Forest	Sept. 20, 1997
142	Charlie Rogers	UCF	Oct. 26, 1996	107	DeAndre Smelter	Virginia	Nov. 1, 2014
141	Kelly Campbell	Florida State	Sept. 11, 1999	106	Harvey Middleton	Clemson	Oct. 19, 1996
140	Harvey Middleton	Georgia	Nov. 29, 1997	106	Harvey Middleton	Duke	Nov. 15, 1997
139	Kerry Watkins	Clemson	Sept. 14, 2002	106	Kelly Campbell	Stanford	Dec. 27, 2001
139	Demaryius Thomas	Maryland	Oct. 6, 2007	106	DeAndre Smelter	Georgia Southern	Sept. 13, 2014
138	Jimmy Robinson	Michigan State	Sept. 23, 1972	105	Marlon Hegg	Georgia	Nov. 29, 1980
136	James Johnson	Virginia Tech	Nov. 1, 2007	105	Derrick Steagall	Wake Forest	Nov. 13, 1993
135	Kelly Campbell	Clemson	Nov. 13, 1999	105	Harvey Middleton	Clemson	Sept. 27, 1997
				105	Nate Curry	Syracuse	Dec. 21, 2004
				105	Adonias Sanders	NC State	Dec. 5, 2020

YDS	PLAYER	OPPONENT	DATE	YDS	PLAYER	OPPONENT	DATE
104	Jonathan Smith	Duke	Nov. 8, 2003	107	Harvey Middleton	Wake Forest	Sept. 20, 1997
103	Bill Sennett	Tulane	Sept. 18, 1954	105	Harvey Middleton	Clemson	Sept. 27, 1997
103	John Sias	Auburn	Oct. 19, 1968	111	Harvey Middleton	NC State	Oct. 11, 1997
103	Damarius Bilbo	Utah	Dec. 29, 2005	223	Derrick Steagall	Virginia	Nov. 8, 1997
103	Robert Godhigh	Clemson	Nov. 14, 2013	125	Derrick Steagall	Duke	Nov. 15, 1997
103	Ricky Jeune	Virginia	Oct. 31, 2015	106	Harvey Middleton	Duke	Nov. 15, 1997
103	Nate McCollum	Virginia Tech	Nov. 5, 2022	109	Harvey Middleton	Maryland	Nov. 22, 1997
102	John Hicks	VMU	Nov. 10, 1951	140	Harvey Middleton	Georgia	Nov. 29, 1997
102	Billy Williamson	Penn State	Dec. 30, 1961	112	Derrick Steagall	West Virginia	Dec. 29, 1997
102	Derrick Steagall	Furman	Sept. 11, 1993	171	Dez White	North Carolina	Sept. 26, 1998
102	Kerry Watkins	Wake Forest	Oct. 5, 2002	110	Dez White	Duke	Oct. 3, 1998
101	John Sias	Miami	Sept. 28, 1968	243	Dez White	Virginia	Oct. 17, 1998
101	Demaryius Thomas	Jacksonville State	Sept. 5, 2009	129	Dez White	Notre Dame	Jan. 1, 1999
101	DeAndre Smelter	at Virginia Tech	Sept. 20, 2014	141	Kelly Campbell	Florida State	Sept. 11, 1999
101	Nate McCollum	Duke	Oct. 8, 2022	114	Dez White	Florida State	Sept. 11, 1999
101	Nate McCollum	Miami (Fla.)	Nov. 12, 2022	215	Dez White	Maryland	Sept. 30, 1999
100	John Sias	Tulane	Oct. 26, 1968	203	Kelly Campbell	North Carolina (OT)	Oct. 9, 1999
100	Dez White	Miami	Jan. 1, 2000	190	Kelly Campbell	Duke	Oct. 16, 1999
100	Levon Thomas	Clemson	Sept. 11, 2004	135	Kelly Campbell	Clemson	Nov. 13, 1999
				165	Dez White	Georgia (OT)	Nov. 27, 1999
				100	Dez White	Miami	Jan. 1, 2000

100-YARD RECEIVING GAMES (BY DATE)

YDS	PLAYER	OPPONENT	DATE	YDS	PLAYER	OPPONENT	DATE
202	Buck Martin	Auburn	Oct. 20, 1951	147	Kelly Campbell	Wake Forest	Oct. 14, 2000
102	John Hicks	VMU	Nov. 10, 1951	127	Kelly Campbell	Duke	Oct. 21, 2000
102	Bill Sennett	Tulane	Sept. 18, 1954	209	Kelly Campbell	Clemson	Oct. 28, 2000
115	Billy Williamson	Georgia	Dec. 2, 1961	147	Kerry Watkins	Maryland	Nov. 18, 2000
102	Billy Williamson	Penn State	Dec. 30, 1961	193	Kelly Campbell	Syracuse	Aug. 26, 2001
112	Billy Martin	Florida State	Nov. 9, 1963	108	Jonathan Smith	The Citadel	Sept. 1, 2001
171	Craig Baynham	Virginia	Nov. 13, 1965	108	Kelly Campbell	Maryland (OT)	Oct. 11, 2001
126	Gary Williams	Georgia	Nov. 27, 1965	172	Will Glover	Virginia	Nov. 10, 2001
144	John Sias	TCU	Sept. 30, 1967	161	Kerry Watkins	Virginia	Nov. 10, 2001
148	John Sias	Tennessee	Oct. 14, 1967	155	Will Glover	Wake Forest	Nov. 17, 2001
101	John Sias	Miami	Sept. 28, 1968	106	Kelly Campbell	Stanford	Dec. 27, 2001
103	John Sias	Auburn	Oct. 19, 1968	139	Kerry Watkins	Clemson	Sept. 14, 2002
100	John Sias	Tulane	Oct. 26, 1968	102	Kerry Watkins	Wake Forest	Oct. 5, 2002
143	John Sias	Duke	Nov. 2, 1968	127	Kerry Watkins	Maryland	Oct. 17, 2002
198	John Sias	Navy	Nov. 9, 1968	121	Jonathan Smith	BYU	Aug. 28, 2003
132	Steve Harkey	South Carolina	Sept. 12, 1970	170	Jonathan Smith	Clemson	Sept. 20, 2003
138	Jimmy Robinson	Michigan State	Sept. 23, 1972	155	Jonathan Smith	NC State	Oct. 4, 2003
146	Jimmy Robinson	Rice	Sept. 30, 1972	194	Jonathan Smith	Wake Forest	Oct. 11, 2003
131	Mark Fields	Rice	Sept. 30, 1972	104	Jonathan Smith	Duke	Nov. 8, 2003
113	Jimmy Robinson	South Carolina	Sept. 15, 1973	108	Jonathan Smith	Georgia	Nov. 29, 2003
111	Kris Kentera	Auburn	Oct. 20, 1979	127	Calvin Johnson	Clemson	Sept. 11, 2004
120	Jimmy Robinson	Tulane	Oct. 27, 1973	100	Levon Thomas	Clemson	Sept. 11, 2004
154	Drew Hill	Duke	Sept. 9, 1978	131	Calvin Johnson	Connecticut	Nov. 13, 2004
164	Drew Hill	Notre Dame	Nov. 18, 1978	108	Calvin Johnson	Virginia	Nov. 20, 2004
121	Leon Chadwick	Notre Dame	Oct. 6, 1979	105	Nate Curry	Syracuse	Dec. 21, 2004
203	Kris Kentera	Navy	Nov. 17, 1979	131	Damarius Bilbo	North Carolina	Sept. 10, 2005
122	Marlon Heggs	Tulane	Oct. 25, 1980	114	Calvin Johnson	North Carolina	Sept. 10, 2005
105	Marlon Heggs	Georgia	Nov. 29, 1980	123	Calvin Johnson	Virginia Tech	Sept. 24, 2005
112	Ken Whisenhunt	Duke	Nov. 3, 1984	130	Calvin Johnson	NC State	Oct. 6, 2005
122	Gary Lee	Georgia	Nov. 29, 1986	103	Damarius Bilbo	Utah	Dec. 29, 2005
107	Greg Lester	Auburn	Oct. 17, 1987	111	Calvin Johnson	Notre Dame	Sept. 2, 2006
193	Greg Lester	Duke	Oct. 31, 1987	165	Calvin Johnson	Virginia	Sept. 21, 2006
119	Bobby Rodriguez	Georgia	Dec. 1, 1990	115	Calvin Johnson	Virginia Tech	Sept. 30, 2006
107	Greg Lester	Boston College	Sept. 14, 1991	133	Calvin Johnson	Maryland	Oct. 7, 2006
112	Keenan Walker	NC State	Oct. 3, 1992	168	Calvin Johnson	NC State	Nov. 4, 2006
176	Jason McGill	Maryland	Oct. 10, 1992	117	Calvin Johnson	Wake Forest	Dec. 2, 2006
112	Bobby Rodriguez	Wake Forest	Nov. 14, 1992	186	Calvin Johnson	West Virginia	Jan. 1, 2007
102	Derrick Steagall	Furman	Sept. 11, 1993	139	Demaryius Thomas	Maryland	Oct. 6, 2007
116	Charlie Simmons	Duke	Oct. 30, 1993	136	James Johnson	Virginia Tech	Nov. 1, 2007
105	Derrick Steagall	Wake Forest	Nov. 13, 1993	155	Greg Smith	North Carolina	Nov. 17, 2007
126	Harvey Middleton	Duke	Oct. 7, 1995	230	Demaryius Thomas	Duke	Oct. 4, 2008
129	Harvey Middleton	Duke	Sept. 26, 1996	101	Demaryius Thomas	Jacksonville State	Sept. 5, 2009
106	Harvey Middleton	Clemson	Oct. 19, 1996	133	Demaryius Thomas	Miami	Sept. 17, 2009
142	Charlie Rogers	UCF	Oct. 26, 1996	174	Demaryius Thomas	Mississippi State	Oct. 3, 2009
113	Mike Sheridan	Maryland	Nov. 11, 1996	117	Embyr Peoples	Vanderbilt	Oct. 31, 2009
107	Harvey Middleton	Navy	Nov. 23, 1996	127	Demaryius Thomas	Georgia	Nov. 28, 2009
				181	Stephen Hill	Western Carolina	Sept. 1, 2011



126	Stephen Hill	Middle Tennessee	Sept. 10, 2011
108	Orwin Smith	Kansas	Sept. 17, 2011
151	Stephen Hill	North Carolina	Sept. 24, 2011
103	Robert Godhigh	Clemson	Nov. 14, 2013
132	DeAndre Smelter	Wofford	Aug. 30, 2014
106	DeAndre Smelter	Georgia Southern	Sept. 13, 2014
101	DeAndre Smelter	at Virginia Tech	Sept. 20, 2014
107	DeAndre Smelter	Virginia	Nov. 1, 2014
114	Darren Waller	vs. Mississippi State	Dec. 31, 2014
103	Ricky Jeune	Virginia	Oct. 31, 2015
111	Clinton Lynch	South Florida	Sept. 8, 2018
105	Adonicas Sanders	NC State	Dec. 5, 2020
125	Jahmyr Gibbs	Pittsburgh	Oct. 2, 2021
101	Nate McCollum	Duke	Oct. 8, 2022
103	Nate McCollum	Virginia Tech	Nov. 5, 2022
101	Nate McCollum	Miami (Fla.)	Nov. 12, 2022
131	Dominick Blaylock	Bowling Green	Sept. 30, 2023
117	Eric Singleton, Jr.	North Carolina	Oct. 28, 2023

PLAYERS WITH RUSHING & RECEIVING TOUCHDOWNS, SAME GAME			
PLAYER	OPPONENT	DATE	
Stanley Flowers	Georgia	Dec. 1, 1956	
Taz Anderson	Tennessee	Oct. 10, 1959	
Chuck Graning	Kentucky	Sept. 17, 1960	
Billy Williamson	Georgia	Dec. 2, 1961	
Brent Cunningham	Miami	Sept. 26, 1970	
Brent Cunningham	Duke	Oct. 31, 1970	
Thomas Lang	Tulane	Oct. 23, 1971	
Steven Raible	Florida State	Oct. 4, 1975	
Drew Hill	Auburn	Oct. 15, 1977	
Robert Lavette	Georgia	Nov. 26, 1983	
Jerry Mays	Auburn	Oct. 19, 1985	
Cory Collier	Wake Forest	Nov. 16, 1985	
Malcolm King	The Citadel	Sept. 12, 1987	
Howard Edwards	VMI	Nov. 5, 1988	
Jerry Mays	NC State	Sept. 9, 1989	
Jerry Mays	Clemson	Oct. 14, 1989	
Jerry Mays	Wake Forest	Nov. 18, 1989	
Jerry Mays	Georgia	Dec. 2, 1989	
William Bell	Chattanooga	Sept. 22, 1990	
Jerry Gilchrist	Virginia	Nov. 3, 1990	
Bobby Rodriguez	Wake Forest	Nov. 17, 1990	
William Bell	Nebraska	Jan. 1, 1991	
Dorsey Levens	Baylor	Nov. 6, 1993	
C.J. Williams	NC State	Nov. 11, 1995	
C.J. Williams	NC State	Sept. 7, 1996	
Charlie Rogers	UCF	Oct. 26, 1996	
Kelly Campbell	NC State	Oct. 30, 1999	
Joe Burns	North Carolina	Sept. 30, 2000	
Kelly Campbell	Duke	Oct. 21, 2000	
Kelly Campbell	Virginia	Nov. 9, 2000	
Kelly Campbell	Stanford	Dec. 27, 2001	
P.J. Daniels	Samford	Sept. 4, 2004	
Calvin Johnson	Syracuse	Dec. 21, 2004	
Roddy Jones	Kansas	Sept. 17, 2011	
Orwin Smith	Kansas	Sept. 17, 2011	
Robert Godhigh	at North Carolina	Nov. 10, 2012	
David Sims	Elon	Aug. 31, 2013	
DeAndre Smelter	at North Carolina	Oct. 18, 2014	
Qua Searcy	Tulane	Sept. 12, 2015	
Patrick Skov	at Notre Dame	Sept. 19, 2015	
Clinton Lynch	at Virginia	Oct. 31, 2015	
Jahmyr Gibbs	UCF	Sept. 19, 2020	
Jahmyr Gibbs	Louisville	Oct. 9, 2020	
Ahmarean Brown	Boston College	Oct. 24, 2020	
Jahmyr Gibbs	Miami (Fla.)	Nov. 6, 2021	
Jamal Haynes	Syracuse	Nov. 18, 2023	
TWO 100-YARD RECEIVERS, SAME GAME			
PLAYERS, YARDS	OPPONENT	DATE	
Jimmy Robinson, 146	Mark Fields, 131	Rice	
Derrick Steagall, 125	Harvey Middleton, 106	Duke	
Kelly Campbell, 141	Dez White, 114	Florida State	
Will Glover, 172	Kerry Watkins, 161	Virginia	
Calvin Johnson, 127	Levon Thomas, 100	Clemson	
Damarius Bilbo, 131	Calvin Johnson, 114	North Carolina	
PLAYERS WITH 100 YARDS RUSHING & RECEIVING, SAME GAME			
PLAYER	RUSH / REC	OPPONENT	DATE
Orwin Smith	157 / 108	Kansas	Sept. 17, 2011
Robert Godhigh	126 / 103	at Clemson	Nov. 14, 2013
PLAYERS TO THROW AND CATCH TOUCHDOWN IN SAME GAME			
PLAYER	OPPONENT	DATE	
Joe Delany	Tulane	Oct. 27, 1956	
Joe Hamilton	Notre Dame	Jan. 1, 1999	
Jonathan Smith	North Carolina	Nov. 15, 2003	
Taylor Bennett	North Carolina	Nov. 17, 2007	

GAMES**MOST GAMES PLAYED****SEASON**

14 – 2006 (9-5), 2009 (11-3), 2012 (7-7), 2014 (11-3)

MOST GAMES WON (OVERALL)**SEASON**

12 – 1952 (12-0)

MOST GAMES WON (ACC)**SEASON**

7 – 1998 (7-1), 2006 (7-1), 2009 (7-1)

MOST GAMES LOST (OVERALL)**SEASON**

10 – 1981 (1-10), 1994 (1-10)

MOST GAMES LOST (ACC)**SEASON**

8 – 1994 (0-8)

SCORING**MOST POINTS SCORED****GAME**

70 vs. Navy (Sept. 8, 2001)
vs. Elon (Aug. 31, 2013)

ACC

68 – at North Carolina
(Nov. 10, 2012)

HISTORIC

222 – vs. Cumberland (Oct. 7, 1916)

HALF

52 (1st) – vs. Alabama A&M (Nov. 23, 2013)

ACC

40 (2nd) – at North Carolina
(Nov. 10, 2012)

HISTORIC

126 (1st) – vs. Cumberland
(Oct. 7, 1916)

QUARTER

34 (1st) – vs. Alcorn State (Sept. 3, 2015)

ACC

30 (3rd) – at North Carolina
(Nov. 10, 2012)

HISTORIC

63 (1st) – vs. Cumberland
(Oct. 7, 1916)
63 (2nd) – vs. Cumberland
(Oct. 7, 1916)

SEASON

530 – 2014

HISTORIC

491 – 1917

LARGEST MARGIN OF VICTORY**GAME**

70 [70-0] – vs. Elon (Aug. 31, 2013)

ACC

56 [56-0] – vs. Syracuse
(Oct. 19, 2013)

HISTORIC

222 [222-0] – vs. Cumberland
(Oct. 7, 1916)

LARGEST HALFTIME LEAD**GAME**

52 [52-0] – vs. Alabama A&M
(Nov. 23, 2013)

ACC

38 [38-0] – vs. Duke
(Sept. 26, 1996)

HISTORIC

126 [126-0] – vs. Cumberland
(Oct. 7, 1916)

LARGEST MARGIN OF DEFEAT**GAME**

66 [7-73] – vs. Clemson (Oct. 17, 2020)

ACC

66 [7-73] – vs. Clemson
(Oct. 17, 2020)

MOST POINTS PER GAME**SEASON**

40.7 – 1999

HISTORIC

66.0 – 1918

MOST POINTS ALLOWED**GAME**

73 – vs. Clemson (Oct. 17, 2020)

ACC

73 – vs. Clemson (Oct. 17, 2020)

HISTORIC

94 – vs. Auburn (Nov. 17, 1894)

SEASON

396 – 2012

FEWEST POINTS ALLOWED**GAME**

0 – many times, most recently:
vs. Alcorn State (2018)

ACC

0 – seven times, most recently:
vs. Syracuse (2013)

SEASON

33 – 1956

HISTORIC

5 – 1901

FEWEST POINTS ALLOWED PER GAME**SEASON**

3.3 – 1956

HISTORIC

1.0 – 1901

MOST TOUCHDOWNS**GAME**

10 – vs. Navy (Sept. 8, 2001)
vs. Elon (Aug. 31, 2013)

vs. Alcorn State (Sept. 3, 2015)

ACC

9 – vs. Wake Forest (Nov. 21, 1998)
at North Carolina (Nov. 10, 2012)

HISTORIC

32 – vs. Cumberland (Oct. 7, 1916)

SEASON

72 – 2014

MOST RUSHING TOUCHDOWNS**GAME**

9 – vs. Samford (Sept. 8, 2007)

ACC

7 – five times, most recently
at Pittsburgh (Oct. 25, 2014)

HISTORIC

32 – vs. Cumberland (Oct. 7, 1916)

SEASON

48 – 2012

MOST PASSING TOUCHDOWNS**GAME**

5 – vs. Rice (Sept. 30, 1972)

vs. Clemson (Nov. 13, 1999)

vs. Duke (Nov. 18, 2006)

ACC

5 – vs. Clemson (Nov. 13, 1999),
vs. Duke (Nov. 18, 2006)

SEASON

29 – 1999

MOST DEFENSIVE TOUCHDOWNS**GAME**

2 – nine times, most recently:
at NC State (Nov. 8, 2014)

ACC

2 – vs. Wake Forest (Nov. 17, 1990)
vs. Duke (Sept. 26, 1996)
vs. NC State (Oct. 10, 1998)
at NC State (Nov. 8, 2014)

SEASON

7 – 1998

MOST FUMBLE RETURNS FOR TD**GAME**

1 – 38 times, most recently:
vs. Kennesaw St. (Sept. 11, 2021)

SEASON

7 – 1998* NCAA RECORD

MOST PUNT RETURNS FOR TD**GAME**

2 – vs. Navy (Oct. 23, 1965)

SEASON

3 – 1965

MOST KICKOFF RETURNS FOR TD**GAME**

1 – 17 times, most recently:
vs. Boston College (Nov. 13, 2021)

SEASON

2 – 1978, 2012

MOST INTERCEPTION RETURNS FOR TD**GAME**

2 – vs. Tulane (Oct. 22, 1966)

vs. Samford (Sept. 9, 2006)

vs. Elon (Aug. 31, 2013)

SEASON

5 – 2014

MOST TWO-POINT CONVERSIONS**GAME**

3 – vs. Duke (Nov. 2, 1968)

ACC

2 – vs. Wake Forest (Nov. 20, 1999)

SEASON

4 – 1968

MOST TWO-POINT ATTEMPTS**GAME**

4 – vs. Georgia (Nov. 27, 1975)

ACC3 – vs. Clemson (Sept. 29, 2001)
vs. Virginia (Nov. 10, 2001)**SEASON**

7 – 2001

MOST SAFETIES RECORDED**GAME**1 – 21 times, most recently:
at Temple (Sept. 28, 2019)**SEASON**

2 – 1951, 1952, 1953, 1991

MOST SAFETIES ALLOWED**GAME**

2 – vs. South Carolina (Sept. 11, 1971)

ACC1 – multiple times, most recently:
vs. Duke (Nov. 28, 2020)**SEASON**

2 – 1971

MOST PLAYERS TO SCORE TD**GAME**

9 – vs. Elon (Aug. 31, 2013)

MOST PLAYERS TO RUSH FOR TD**GAME**6 – seven times, most recently:
vs. Tulane (Sept. 12, 2015)**MOST PLAYERS TO CATCH TD****GAME**4 – vs. Clemson (Nov. 13, 1999)
vs. Georgia (Nov. 27, 1999)**MOST PLAYERS TO THROW TD****GAME**3 – vs. Tulane (Oct. 27, 1956)
vs. North Carolina (Nov. 17, 2007)**RUSHING****MOST ATTEMPTS****GAME**86 – vs. Virginia (Oct. 2, 1976),
vs. Tennessee (Sept. 4, 2017)**ACC**78 – at Virginia Tech
(Oct. 25, 2018)**SEASON**

808 – 2012

FEWEST ATTEMPTS**GAME**19 – vs. Arizona (Sept. 1, 1994)
vs. North Carolina (Oct. 8, 1994)**ACC**19 – vs. North Carolina
(Oct. 8, 1994)**SEASON**

349 – 1994

MOST YARDS**GAME**

604 – vs. Kansas (Sept. 17, 2011)

ACC

542 – at Louisville (Oct. 5, 2018)

SEASON

4,789 – 2014

MOST YARDS PER GAME**SEASON**

342.1 – 2014

FEWEST YARDS**GAME**

-42 – vs. Notre Dame (Nov. 16, 1968)

ACC

5 – vs. Florida State (Nov. 5, 1994)

SEASON

629 – 1968

FEWEST YARDS PER GAME**SEASON**

62.9 – 1968

MOST YARDS PER ATTEMPT**SEASON**

6.06 – 2014 (790 attempts)

PASSING**MOST ATTEMPTS****GAME**

63 – vs. Tennessee (Oct. 12, 1968)

ACC

57 – vs. Clemson (Oct. 28, 2000)

SEASON

413 – 2001

FEWEST ATTEMPTS**GAME**0 – vs. Notre Dame (Nov. 6, 1976),
vs. Tennessee (Oct. 8, 1977)**ACC**1 – at Virginia Tech
(Oct. 25, 2018)**SEASON**

46 – 1975

MOST COMPLETIONS**GAME**

39 – vs. Virginia (Nov. 10, 2001)

ACC

39 – vs. Virginia (Nov. 10, 2001)

SEASON

264 – 2001

FEWEST COMPLETIONS**GAME**

0 – 14 times since 1953

ACC

0 – at Virginia Tech (Oct. 25, 2018)

SEASON

23 – 1977

HIGHEST COMPLETION PERCENTAGE**GAME**

1.000 – four times

ACC.880 [22-of-25] – vs. Florida State
(Sept. 11, 1999)**SEASON**

.652 – 1999 [208-of-319]

MOST YARDS**GAME**

486 – vs. Virginia (Nov. 10, 2001)

ACC

486 – vs. Virginia (Nov. 10, 2001)

SEASON

3,347 – 2001

FEWEST YARDS**GAME**

0 – 14 times since 1953

ACC

0 – at Virginia Tech (Oct. 25, 2018)

SEASON

344 – 1977

MOST YARDS PER GAME**SEASON**

283.4 – 1999

MOST INTERCEPTIONS THROWN**GAME**

7 – vs. Wake Forest (Nov. 21, 1987)

ACC

7 – vs. Wake Forest (Nov. 21, 1987)

SEASON

23 – 1970

MOST YARDS PER COMPLETION**GAME**

70.0 (2) – vs. Virginia Tech (Nov. 11, 2017)

ACC70.0 (2) – vs. Virginia Tech
(Nov. 11, 2017)**SEASON** [200+ ATTEMPTS]

17.75 – 2004

SEASON [150+ ATTEMPTS]

22.7 – 2009

MOST YARDS PER ATTEMPT**GAME**

42.0 (1) – vs. Air Force (Oct. 1, 1977)

ACC19.4 (11) – vs. Duke (Nov. 14,
2009)**SEASON** [200+ ATTEMPTS]

9.8 – 1999

SEASON [150+ ATTEMPTS]

10.6 – 2009



TOTAL OFFENSE

MOST PLAYS

GAME
97 – vs. South Carolina (Sept. 12, 1970)
vs. Clemson (Oct. 28, 2000)

ACC
97 – vs. Clemson (Oct. 28, 2000)

SEASON
1,002 – 2012

MOST YARDS

GAME
768 – vs. Kansas (Sept. 17, 2011)

ACC
627 – vs. Virginia (Nov. 9, 2000)

SEASON
6,671 – 2014

FEWEST YARDS

GAME
33 – vs. SMU (Oct. 3, 1953)

ACC
110 – vs. Florida State
(Oct. 2, 1993)

SEASON
1,933 – 1957

MOST YARDS PER GAME

SEASON
509.0 – 1999

FEWEST YARDS PER GAME

SEASON
193.3 – 1957

MOST YARDS PER PLAY

GAME
13.5 – vs. Kansas (Sept. 17, 2011)

ACC
9.9 – vs. Duke (Oct. 29, 2016)

SEASON
6.81 – 1999

FEWEST YARDS PER PLAY

GAME
2.1 – vs. Alabama (Nov. 18, 1961)
vs. Notre Dame (Nov. 8, 1980)

ACC
2.2 – vs. Florida State (Oct. 2, 1993)

MOST FIRST DOWNS

GAME
35 – at Virginia Tech (Oct. 25, 2018)

ACC
35 – at Virginia Tech (Oct. 25, 2018)

SEASON
350 – 2014

FEWEST FIRST DOWNS

GAME
3 – vs. SMU (Oct. 3, 1953)

ACC
6 – vs. Virginia Tech (Sept. 24, 2005)

SEASON
109 – 1959

MOST FIRST DOWNS BY RUSHING

GAME
31 – at Virginia Tech (Oct. 25, 2018)

ACC
31 – at Virginia Tech (Oct. 25, 2018)

SEASON
259 – 2014

MOST FIRST DOWNS BY PASSING

GAME
22 – vs. Clemson (Oct. 28, 2000)
vs. Virginia (Nov. 10, 2001)

ACC
22 – vs. Clemson (Oct. 28, 2000)
vs. Virginia (Nov. 10, 2001)

SEASON
142 – 2000

BIGGEST FIRST DOWN MARGIN

GAME
+22 (28-6) – vs. Texas A&M
(Sept. 17, 1966)

MOST THIRD-DOWN CONVERSIONS

GAME
14 (of 19) – vs. Virginia (Nov. 9, 2000)

MOST THIRD-DOWN ATTEMPTS

GAME
23 – three times, most recently:
vs. Maryland (Oct. 11, 2001)

FEWEST THIRD-DOWN CONVERSIONS

GAME
0 (of 13) – vs. North Carolina (Oct. 4, 1980)
0 (of 10) – vs. BYU (Oct. 27, 2012)

HIGHEST THIRD-DOWN PERCENTAGE

GAME
.889 (8 of 9) – vs. Elon (Aug. 31, 2013)

MOST FOURTH-DOWN CONVERSIONS

GAME
5 – three times, most recently:
vs. Auburn (Oct. 18, 1986)

MOST FOURTH-DOWN ATTEMPTS

GAME
7 – vs. LSU (Oct. 13, 1956)
at Georgia (Nov. 24, 2012)

HIGHEST TIME OF POSSESSION

GAME
43:45 – vs. Boston College (Oct. 20, 2012)

ACC
43:45 – vs. Boston College
(Oct. 20, 2012)

LOWEST TIME OF POSSESSION

GAME
16:38 – vs. Alabama (Sept. 8, 1979)

LONGEST SCORING DRIVE (PLAYS)

GAME
20 – five times, most recently:
at Miami (Oct. 22, 2011)

ACC
20 – at Miami (Oct. 22, 2011)

LONGEST SCORING DRIVE (TIME)

GAME
10:47 (td) – vs. Virginia (Oct. 24, 2009)

ACC
10:47 (td) – vs. Virginia
(Oct. 24, 2009)

KICKING

MOST POINTS BY KICKING

GAME
18 – vs. The Citadel (Sept. 18, 1982)

HISTORIC
30 – vs. Cumberland (Oct. 7, 1916)

SEASON
107 – 2007

MOST FIELD GOALS MADE

GAME
5 – vs. The Citadel (Sept. 18, 1982)

ACC
4 – vs. Florida State (Oct. 17, 1992)
vs. Clemson (Sept. 29, 2001)
vs. Virginia (Nov. 17, 2018)
at Pitt (Oct. 1, 2022)

SEASON
23 – 2007

MOST FIELD GOALS ATTEMPTED

GAME
7 – vs. NC State (Oct. 20, 2001)

ACC
7 – vs. NC State (Oct. 20, 2001)

SEASON
28 – 2001, 2007

MOST FIELD GOALS MISSED

GAME
5 – vs. NC State (Oct. 20, 2001)

ACC
5 – vs. NC State (Oct. 20, 2001)

MOST PATs MADE

GAME
10 – vs. Navy (Sept. 8, 2001)
vs. Elon (Aug. 31, 2013)

ACC
9 – vs. Wake Forest (Nov. 21, 1998)
at Louisville (Oct. 5, 2018)

HISTORIC
30 – vs. Cumberland (Oct. 7, 1916)

SEASON
65 – 2014

MOST PATs ATTEMPTED**GAME**

10 – vs. Navy (Sept. 8, 2001)
vs. Elon (Aug. 31, 2013)
vs. Alcorn State (Sept. 3, 2015)

ACC

9 – vs. Wake Forest (Nov. 21, 1994)
at Virginia Tech (Oct. 25, 2018)

HISTORIC

30 – vs. Cumberland (Oct. 7, 1916)

SEASON

66 – 2014

MOST PATs MISSED**GAME**

3 – three times, most recently:
vs. Duke (1993)

PUNTING**MOST PUNTS****GAME**

13 – vs. Georgia (Nov. 30, 2019)

ACC

12 – vs. Clemson (Sept. 26, 1987)
vs. Florida State (Oct. 18, 1997)

HISTORIC

21 – vs. Florida (Nov. 19, 1938)

SEASON

89 – 1980

HIGHEST PUNTING AVERAGE**GAME**

55.5 (2) – vs. Clemson (Sept. 29, 2001)

ACC

55.5 (2) – vs. Clemson
(Sept. 29, 2001)

SEASON

47.60 – 2020

HIGHEST NET PUNTING AVERAGE**SEASON**

44.6 – 2020

KICK RETURNS**MOST RETURNS****GAME**

11 – vs. Notre Dame (Nov. 5, 1977)

ACC

9 – at Clemson (Nov. 14, 2013)

SEASON

54 – 2009

MOST YARDS**GAME**

284 (11) – vs. Notre Dame (Nov. 5, 1977)

ACC

236 (6) – vs. Duke (Oct. 27, 1990)

SEASON

1,176 – 2009

MOST YARDS PER RETURN**GAME**

60.5 (2) – vs. Tulane (Oct. 26, 1957)

ACC

52.0 (3) – vs. Maryland
(Oct. 31, 1998)

SEASON

26.9 – 1957

PUNT RETURNS**MOST RETURNS****GAME**

9 – vs. The Citadel (Sept. 1, 2001)

ACC

8 – vs. Duke (Oct. 6, 2001)
vs. Florida State (Nov. 9, 2002)
vs. Duke (Nov. 16, 2002)

SEASON

54 – 1952

MOST YARDS**GAME**

294 (5) – vs. Navy (Oct. 23, 1965)

ACC

117 (6) – vs. Virginia (Oct. 17, 1998)

SEASON

564 – 1951

MOST YARDS PER RETURN**GAME**

68.0 (2) – vs. South Carolina
(Sept. 16, 1972)

ACC

42.0 (2) – vs. Virginia
(Nov. 22, 2003),
vs. Miami (Sept. 22, 2012)

SEASON

23.0 – 1965

TURNOVERS**MOST TURNOVERS****GAME**

10 – vs. Duke (Oct. 30, 1976)

ACC

8 – vs. Wake Forest (Nov. 21, 1987)

MOST FUMBLES**GAME**

9 – at Miami (Nov. 21, 2015)

ACC

9 – at Miami (Nov. 21, 2015)

SEASON

51 – 1951

FEWEST FUMBLES**SEASON**

10 – 2023

MOST FUMBLES LOST**GAME**

6 – vs. Tennessee (Oct. 12, 1968)

ACC

4 – vs. Wake Forest (Nov. 19, 1994)
vs. North Carolina (Oct. 9, 1999)
vs. North Carolina (Nov. 17, 2007)

SEASON

12 – 2020

MOST OPPONENT FUMBLES**GAME**

9 – vs. Clemson (Sept. 28, 1963)

ACC

7 – at Pittsburgh (Oct. 25, 2014)

SEASON

28 – 2010

MOST OPPONENT FUMBLES RECOVERED**GAME**

6 – vs. Furman (Sept. 2, 1995)

vs. Tulsa (Jan. 4, 2004)
at Pittsburgh (Oct. 25, 2014)

ACC

6 – at Pittsburgh (Oct. 25, 2014)

SEASON

15 – 2000, 2007

HIGHEST TURNOVER MARGIN**SEASON**

18 – 2000

HIGHEST TURNOVER MARGIN PER GAME**SEASON**

1.64 – 2000

DEFENSE**MOST INTERCEPTIONS****GAME**

8 – vs. Saint Mary's (Jan. 1, 1947)
vs. Georgia (Dec. 1, 1951)

ACC

4 – seven times

SEASON

30 – 1969

MOST INTERCEPTION RETURN YARDS**GAME**

173 (3) – vs. Elon (Aug. 31, 2013)

ACC

137 (4) – vs. Wake Forest
(Nov. 17, 1990)

SEASON

437 – 1972

MOST SACKS**GAME**

11 – vs. Maryland (Oct. 6, 1990)
vs. Maryland (Oct. 9, 1993)

ACC

11 – vs. Maryland (Oct. 6, 1990)
vs. Maryland (Oct. 9, 1993)

SEASON

45 – 1990, 1991

MOST SACK YARDS

GAME
70 (7) – vs. Tulsa (Jan. 4, 2004)
ACC
67 (10) – vs. Maryland
(Oct. 9, 1993)

MOST TACKLES FOR LOSS

GAME
19 – vs. Notre Dame (Sept. 1, 2007)
ACC
17 – vs. Maryland (Nov. 22, 1997)
vs. Clemson (Sept. 29, 2001)

MOST TOTAL OFFENSE YARDS ALLOWED
GAME

667 – vs. Notre Dame (Nov. 5, 1977)
ACC
642 – at Florida State (Oct. 29, 2022)
SEASON
5,758 – 2014

FEWEST TOTAL OFFENSE YARDS ALLOWED
GAME

32 – vs. Florida (Sept. 14, 1963)
ACC
82 – vs. Maryland (Oct. 9, 2004)
SEASON
1,513 – 1948

FEWEST YARDS ALLOWED PER GAME
SEASON

151.3 – 1948

MOST FIRST DOWNS ALLOWED
GAME

38 – vs. Duke (Oct. 31, 1987)
ACC
38 – vs. Duke (Oct. 31, 1987)
SEASON
300 – 2014

FEWEST FIRST DOWNS ALLOWED
GAME

2 – vs. Tulane (Oct. 21, 1933), vs. Duke
(Oct. 29, 1955)
ACC
8 – vs. North Carolina (Oct. 5, 1985)
vs. North Carolina (Sept. 26, 2009)
SEASON
86 – 1948

MOST RUSHING YARDS ALLOWED
GAME

431 – vs. Georgia (Nov. 27, 1975)
ACC
342 – vs. North Carolina
(Oct. 2, 1982)
vs. North Carolina (Oct. 8, 1994)
SEASON
2,877 – 2023

FEWEST RUSHING YARDS ALLOWED
GAME

-56 – vs. Tulsa (Jan. 4, 2004)
ACC
-30 – vs. Maryland (Sept. 28, 1995)

SEASON
749 – 1948

FEWEST RUSHING YARDS ALLOWED PER GAME
SEASON

74.9 – 1948

MOST PASSING YARDS ALLOWED
GAME

501 – vs. Wake Forest (Nov. 4, 1995)
ACC
501 – vs. Wake Forest
(Nov. 4, 1995)
SEASON
3,412 – 2014

FEWEST PASSING YARDS ALLOWED
GAME

-3 – vs. South Carolina (Nov. 19, 1949)
ACC
39 – vs. NC State (Oct. 1, 1994)
SEASON
334 – 1957

FEWEST YARDS ALLOWED PER GAME
SEASON

33.4 – 1957

MOST COMPLETIONS ALLOWED
GAME

43 – at Virginia (Oct. 26, 2013)
ACC
43 – at Virginia (Oct. 26, 2013)
SEASON
282 – 2014

FEWEST COMPLETIONS ALLOWED
GAME

0 – four times, most recently:
vs. Georgia (Nov. 27, 1974)
ACC
3 – vs. Clemson (Oct. 13, 1990)
vs. NC State (Oct. 1, 1994)
SEASON
31 – 1957

MOST OPPONENT PASS ATTEMPTS
GAME

65 – vs. Wake Forest (Nov. 4, 1995)
ACC
65 – vs. Wake Forest (Nov. 4, 1995)
SEASON
461 – 2006

FEWEST OPPONENT PASS ATTEMPTS
GAME

1 – vs. Alabama (Oct. 17, 1953)
vs. Kentucky (Sept. 20, 1958)
ACC
11 – vs. NC State (Oct. 1, 1994)
SEASON
73 – 1957

SPECIAL TEAMS
MOST KICKS BLOCKED
GAME

2 – nine times, most recently:
vs. Ole Miss (2013)

MOST PUNTS BLOCKED
GAME

2 – vs. Tulane (Oct. 28, 1961)
vs. UConn (Nov. 13, 2004)

MOST FIELD GOALS BLOCKED
GAME

2 – three times, most recently:
vs. Boston College (1991)

MOST PATs BLOCKED
GAME

2 – vs. Notre Dame (Nov. 18, 1967)

PENALTIES
MOST PENALTIES
GAME

19 – vs. Florida State (Sept. 9, 2000)
ACC
19 – vs. Florida State
(Sept. 9, 2000)
SEASON
95 – 2000

FEWEST PENALTIES
GAME

0 – eight times, most recently:
at Ole Miss (Sept. 16, 2023)
ACC
0 – vs. Syracuse (Oct. 19, 2013)
SEASON
24 – 1964

MOST PENALTY YARDS
GAME

142 – at Wake Forest (Sept. 23, 2023)
ACC
142 – at Wake Forest
(Sept. 23, 2023)
SEASON
792 – 2002

FEWEST PENALTY YARDS
GAME

0 – eight times, most recently:
at Ole Miss (Sept. 23, 2023)
ACC
0 – vs. Syracuse (Oct. 19, 2013)
SEASON
211 – 1964

GAMES				OFFENSE				DEFENSE				
GAMES PLAYED				TOTAL OFFENSE				TOTAL DEFENSE				
	GP	YEAR	W-L	YPG	YARDS	GP	YEAR	YPG	YDS	GP	YEAR	
1.	14	2006	9-5	1. 509.0	5,599	11	1999	1. 151.3	1,513	10	1948	
	14	2009	11-3	2. 476.5	6,671	14	2014	2. 177.8	1,778	10	1957	
	14	2012	7-7	3. 458.8	5,964	13	2011	3. 178.5	1,785	10	1961	
	14	2014	11-3	4. 441.1	6,175	14	2012	4. 181.8	2,182	12	1952	
	5.	13	1991	8-5	5. 435.4	4,789	11	2000	5. 199.9	1,999	10	1955
		13	2001	8-5	6. 429.7	5,586	13	2013	6. 200.3	2,003	10	1956
		13	2002	7-6	7. 424.6	5,520	13	2023	7. 201.8	2,018	10	1958
		13	2003	7-6	8. 422.1	5,910	14	2009	8. 206.6	2,066	10	1966
		13	2008	9-4	9. 417.9	5,015	12	2001	9. 207.4	2,489	12	1951
		13	2010	6-7	10. 414.3	4,556	11	1984	10. 208.0	2,080	10	1963
		13	2011	8-5	RUSHING OFFENSE				RUSHING DEFENSE			
		13	2013	7-6	YPG	YARDS	GP	YEAR	YPG	YDS	GP	YEAR
		13	2016	9-4	1. 342.1	4,789	14	2014	1. 74.9	749	10	1948
		13	2018	7-6	2. 329.7	3,637	11	1975	2. 91.2	1,003	11	1995
13	2023	7-6	3. 325.0	4,225	13	2018	3. 94.5	1,039	11	2000		
GAMES WON				4. 323.3	4,203	13	2010	4. 94.9	949	10	1961	
	W	YEAR	W-L	5. 316.5	4,114	13	2011	5. 100.2	1,002	10	1964	
1.	12	1952	12-0	6. 311.2	4,357	14	2012	6. 100.5	1,307	13	2003	
2.	11	1951	11-0-1	7. 307.4	3,381	11	2017	7. 102.4	1,024	10	1962	
	11	1990	11-0-1	8. 299.3	3,891	13	2013	8. 103.9	1,247	12	2005	
5.	11	2014	11-3	9. 295.4	4,136	14	2009	9. 104.6	1,255	12	2004	
	10	1928	10-0	10. 287.5	3,162	11	1974	10. 104.8	1,467	14	2006	
	10	1947	10-1	PASSING OFFENSE				PASSING DEFENSE				
	10	1956	10-1	YPG	YARDS	GP	YEAR	YPG	YDS	GP	YEAR	
	10	1998	10-2	1. 283.4	3,117	11	1999	1. 33.4	334	10	1957	
	10	2009*	10-3	2. 278.9	3,347	12	2001	2. 57.1	571	10	1958	
	10.	9	1917	9-0	3. 271.1	2,982	11	2000	3. 58.7	587	10	1954
		9	1942	9-2	4. 245.6	2,702	11	1994	4. 65.8	658	10	1955
		9	1946	9-2	5. 237.6	2,376	10	1968	5. 69.0	828	12	1953
		9	1953	9-2-1	6. 234.5	2,580	11	1992	6. 71.9	719	10	1956
9		1955	9-1-1	7. 220.8	2,871	13	2023	7. 72.5	870	12	1952	
9		1966	9-2	8. 215.5	2,370	11	1997	8. 74.3	743	10	1963	
9		1985	9-2-1	9. 212.3	2,547	12	1991	9. 76.4	764	10	1948	
9		2000	9-3	10. 211.1	2,744	13	2002	10. 80.8	808	10	1949	
9		2008	9-4	SCORING OFFENSE				SCORING DEFENSE				
9		2016	9-4	PPG	PTS	GP	YEAR	PPG	PTS	GP	YEAR	
			1. 66.0	462	7	1918	1. 1.0	5	5	1901		
<i>* finished 11-3 in 14 games in 2009 but win in ACC Championship Game later vacated as part of NCAA sanctions</i>				2. 54.5	491	9	1917	2. 1.8	16	9	1920	
ACC GAMES WON				3. 46.8	421	9	1916	3. 1.9	17	9	1917	
	W	YEAR	W-L	4. 40.7	448	11	1999	4. 2.2	20	9	1916	
1.	7	1998	7-1	5. 40.0	360	9	1921	5. 2.3	21	9	1911	
	7	2006	7-1	6. 37.9	530	14	2014	6. 3.0	24	8	1915	
	7	2009	7-1	7. 35.5	391	11	1998	7. 3.3	33	10	1919	
4.	6	1990	6-0-1	8. 35.1	456	13	2013	3.3	33	10	1956	
	6	2000	6-2	9. 34.7	312	9	1920	9. 3.4	34	10	1904	
	6	2014	6-2	10. 34.3	446	13	2011	10. 3.9	39	10	1927	
	6	2014	6-2	TURNOVERS				TURNOVER MARGIN				
							AVG	+/-	DIFF.	GP	YEAR	
							1. +1.64	+18	30/12	11	2000	
							2. +1.50	+15	31/16	10	1956	
							3. +1.45	+16	46/30	11	1953	
							4. +1.27	+14	40/26	11	1990	
							5. +1.20	+12	25/13	10	1955	
							6. +1.18	+13	31/18	11	1986	
							7. +1.09	+12	34/22	11	1973	
							8. +1.00	+11	30/19	11	1984	

TURNOVERS

TURNOVER MARGIN						
	AVG	+/-	DIFF.	GP	YEAR	
1.	+1.64	+18	30/12	11	2000	
2.	+1.50	+15	31/16	10	1956	
3.	+1.45	+16	46/30	11	1953	
4.	+1.27	+14	40/26	11	1990	
5.	+1.20	+12	25/13	10	1955	
6.	+1.18	+13	31/18	11	1986	
7.	+1.09	+12	34/22	11	1973	
8.	+1.00	+11	30/19	11	1984	



SCORING

MOST POINTS SCORED

Table with 3 columns: PTS, OPPONENT, DATE. Lists top scorers from 1. 70 Navy Sept. 8, 2001 to 10. 63 W. Carolina Sept. 1, 2011.

HISTORIC

Table with 3 columns: PTS, OPPONENT, DATE. Lists historic scores from 1. 222 Cumberland Oct. 7, 1916 to 5. 105 Mercer Oct. 10, 1914.

HALF

Table with 3 columns: PTS, OPPONENT, DATE. Lists half scores from 1. 52 (1st) Alabama A&M Nov. 23, 2013 to 10. 38 (2nd) Texas A&M Sept. 17, 1966.

QUARTER

Table with 3 columns: PTS, OPPONENT, DATE. Lists quarter scores from 1. 34 (1st) Alcorn State Sept. 3, 2015 to 5. 28 (2nd) Louisville Sept. 1, 2023.

HOME GAMES

Table with 3 columns: PTS, OPPONENT, DATE. Lists home game scores from 1. 70 Elon Aug. 31, 2013 to 59 Presbyterian Sept. 8, 2012.

ROAD GAMES

Table with 4 columns: PTS, OPPONENT, DATE. Lists road game scores from 1. 70 Navy Sept. 8, 2001 to 49 Virginia Tech Oct. 25, 2018.

VS. RANKED OPPONENTS

Table with 4 columns: PTS, OPPONENT, DATE. Lists scores against ranked opponents from 1. 59 (17) NC State Oct. 11, 1986 to 41 (25) Tenn. (2OT) Sept. 4, 2017.

FEWEST POINTS SCORED

Table with 4 columns: PTS, OPPONENT, DATE. Lists lowest scores from 1. 0 many times, most recently: Ole Miss Sept. 17, 2022.

IN A WIN

Table with 4 columns: PTS, OPPONENT, DATE. Lists scores in wins from 1. 6 LSU Oct. 8, 1960 to 7 North Carolina Nov. 11, 2006.

IN A TIE GAME

Table with 4 columns: PTS, OPPONENT, DATE. Lists scores in tie games from 1. 14 Florida State Nov. 10, 1962 to 5. 36 Rice Sept. 30, 1972.

HOME GAME

Table with 4 columns: PTS, OPPONENT, DATE. Lists home game scores from 1. 0 Tennessee Nov. 10, 1956 to 8. 3 11 times.

ROAD GAME

Table with 4 columns: PTS, OPPONENT, DATE. Lists road game scores from 1. 0 16 times, most recently: Florida State Oct. 18, 1997.

VS. UNRANKED OPPONENT

Table with 4 columns: PTS, OPPONENT, DATE. Lists scores against unranked opponents from 1. 0 Florida Nov. 23, 1957 to 0 Virginia Tech Nov. 16, 2019.

LARGEST DEFICIT OVERCOME FOR WIN

Table with 4 columns: DEF, OPPONENT, DATE. Lists largest deficit overcome for wins from 1. 21 (17-38) Virginia Oct. 17, 1998 to 14 (3-17) UCF Dec. 22, 2023.

LARGEST HALFTIME DEFICIT

Table with 4 columns: DEF, OPPONENT, DATE. Lists largest halftime deficit overcome for wins from 1. 16 (12-28) Georgia Nov. 29, 2008 to 10. 7 15 times.

LARGEST LEAD SURRENDERED, LOSS

Table with 4 columns: LD, OPPONENT, DATE. Lists largest lead surrendered in losses from 1. 21 (21-0) N. Carolina Oct. 3, 2015 to 15 (28-13) Louisville Sept. 1, 2023.

LARGEST HALFTIME LEAD**SURRENDERED, LOSS**

LD	OPPONENT	DATE
1. 17 (20-3)	N. Carolina	Sept. 19, 1987
2. 15 (15-0)	Alabama	Nov. 12, 1960
15 (28-13)	Louisville	Sept. 1, 2023
4. 14 (14-0)	Georgia	Nov. 23, 1995
5. 13 (20-7)	Georgia	Dec. 2, 1978
13 (13-0)	NC State	Sept. 21, 2000
13 (20-7)	Virginia	Nov. 10, 2001
13 (20-7)	Georgia	Nov. 30, 2013
9. 11 (21-10)	N. Carolina	Oct. 1, 1983
11 (14-3)	vs. LSU	Dec. 29, 2000
11 (28-17)	vs. W. Virginia	Jan. 1, 2007

LARGEST FIRST-QUARTER LEAD

LD	OPPONENT	DATE
1. 34 (34-0)	Alcorn State	Sept. 3, 2015
2. 28 (28-0)	Samford	Sept. 8, 2007
28 (28-0)	W. Carolina	Sept. 1, 2011
28 (28-0)	Elon	Aug. 31, 2013
28 (28-0)	Pittsburgh	Oct. 25, 2014
6. 24 (24-0)	Alabama A&M	Nov. 23, 2013
7. 21	11 times	

LARGEST HALFTIME LEAD

LD	OPPONENT	DATE
1. 52 (52-0)	Alabama A&M	Nov. 23, 2013
2. 48 (48-0)	Alcorn State	Sept. 3, 2015
3. 45 (45-0)	Samford	Sept. 8, 2007
4. 42 (42-0)	Navy	Sept. 8, 2001
42 (42-0)	Elon	Aug. 31, 2013
6. 38 (38-0)	Duke	Sept. 26, 1996
7. 31 (34-3)	The Citadel	Sept. 22, 1984
31 (31-0)	S. Carolina	Oct. 15, 1988
31 (31-0)	Vanderbilt	Aug. 31, 2002
10. 30 (30-0)	Furman	Sept. 11, 1993

LARGEST MARGIN OF VICTORY,**MODERN ERA**

MAR	OPPONENT	DATE
1. 70 (70-0)	Elon	Aug. 31, 2013
2. 63 (70-7)	Navy	Sept. 8, 2001
63 (69-6)	Alcorn State	Sept. 3, 2015
4. 59 (66-7)	Alabama A&M	Nov. 23, 2013
5. 56 (59-3)	Presbyterian	Sept. 8, 2012
56 (56-0)	Syracuse	Oct. 19, 2013
7. 55 (69-14)	Samford	Sept. 8, 2007
55 (65-10)	Tulane	Sept. 3, 2015
9. 53 (53-0)	Davidson	Sept. 19, 1953
10. 48 (54-6)	The Citadel	Sept. 20, 1952

LARGEST MARGIN OF VICTORY,**HISTORIC**

MAR	OPPONENT	DATE
1. 222 (222-0)	Cumberland	Oct. 7, 1916
2. 128 (128-0)	NC State	Nov. 10, 1918
3. 123 (123-0)	11th Cavalry	Oct. 19, 1918
4. 118 (118-0)	Furman	Oct. 12, 1918
5. 105 (105-0)	Mercer	Oct. 10, 1914

LARGEST MARGIN OF VICTORY,**ACC GAME**

MAR	OPPONENT	DATE
1. 56 (56-0)	Syracuse	Oct. 19, 2013
2. 39 (49-10)	Duke	Nov. 14, 2009
3. 38 (45-7)	Wake Forest	Nov. 13, 1982
38 (59-21)	NC State	Oct. 11, 1986
38 (38-0)	Maryland	Oct. 9, 1993

LARGEST MARGIN OF VICTORY,**POSTSEASON GAME**

MAR	OPPONENT	DATE
1. 42 (52-10)	Tulsa	Jan. 4, 2004
2. 37 (51-14)	Syracuse	Dec. 21, 2004
3. 24 (45-21)	Nebraska	Jan. 1, 1991
4. 15 (49-34)	Miss. State	Dec. 31, 2014
15 (33-18)	Kentucky	Dec. 31, 2016

LARGEST MARGIN OF DEFEAT,**MODERN ERA**

MAR	OPPONENT	DATE
1. 66 (7-73)	Clemson	Oct. 17, 2020
2. 55 (14-69)	Notre Dame	Nov. 5, 1977
3. 55 (0-55)	Notre Dame	Nov. 20, 2021
4. 51 (0-51)	Florida State	Oct. 2, 1993
5. 46 (3-49)	Florida State	Nov. 2, 1996

LARGEST MARGIN OF DEFEAT, HISTORIC

MAR	OPPONENT	DATE
1. 94 (0-94)	Auburn	Nov. 17, 1894
2. 73 (0-73)	Clemson	Oct. 17, 1903
3. 63 (0-63)	Auburn	Oct. 14, 1899

LARGEST MARGIN OF DEFEAT,**ACC GAME**

MAR	OPPONENT	DATE
1. 66 (7-73)	Clemson	Oct. 17, 2020
2. 51 (0-51)	Florida State	Oct. 2, 1993
3. 46 (3-49)	Florida State	Nov. 2, 1996
4. 45 (0-45)	Virginia Tech	Nov. 16, 2019
5. 44 (7-51)	Virginia Tech	Sept. 24, 2005

LARGEST MARGIN OF DEFEAT,**POSTSEASON GAME**

MAR	OPPONENT	DATE
1. 35 (3-38)	LSU	Dec. 31, 2008
2. 28 (10-38)	Utah	Dec. 29, 2005
3. 24 (34-10)	Minnesota	Dec. 26, 2018
4. 20 (21-41)	Purdue	Dec. 25, 1978
5. 15 (15-30)	Penn. State	Dec. 30, 1961
15 (12-27)	Florida	Jan. 2, 1967
15 (13-28)	Miami	Jan. 1, 2000

MOST POINTS, LOSS

PTS	OPPONENT	DATE
1. 44 (47)	Clemson (OT)	Sept. 29, 2001
2. 43 (48)	North Carolina	Oct. 18, 2014
3. 41 (42)	Tennessee (2OT)	Sept. 4, 2017
4. 40 (48)	Virginia	Oct. 23, 2021
5. 38 (45)	Virginia	Nov. 6, 1999
38 (39)	Virginia	Nov. 10, 2001
38 (49)	South Florida	Sept. 8, 2018
8. 36 (42)	Miami (OT)	Sept. 22, 2012
36 (40)	Virginia	Nov. 4, 2017
10. 35 (41)	Florida State	Sept. 11, 1999
35 (38)	West Virginia	Jan. 1, 2007
35 (37)	Florida State	Dec. 6, 2014

TOUCHDOWNS**MOST TOUCHDOWNS SCORED, GAME**

TD	OPPONENT	DATE
1. 10	Navy	Sept. 8, 2001
10	Elon	Aug. 31, 2013
10	Alcorn State	Sept. 3, 2015
4. 9	Wake Forest	Nov. 21, 1998
9	Samford	Sept. 8, 2007
9	W. Carolina	Sept. 1, 2011
9	Kansas	Sept. 17, 2011
9	North Carolina	Nov. 10, 2012
9	Alabama A&M	Nov. 23, 2013
9	Tulane	Sept. 3, 2015
9	Louisville	Oct. 5, 2018

MOST TOUCHDOWNS SCORED, QUARTER

TD	OPPONENT	DATE
1. 5 (1st)	Alcorn State	Sept. 3, 2015
2. 4 (4th)	Texas A&M	Sept. 17, 1966
4 (4th)	Georgia	Nov. 27, 1975
4 (4th)	Chattanooga	Nov. 9, 1985
4 (2nd)	NC State	Oct. 10, 1998
4 (2nd)	Vanderbilt	Aug. 31, 2002
4 (3rd)	Duke	Oct. 15, 2005
4 (1st)	Samford	Sept. 8, 2007
4 (1st)	W. Carolina	Sept. 1, 2011
4 (3rd)	Kansas	Sept. 17, 2011
4 (3rd)	North Carolina	Nov. 10, 2012
4 (1st)	Elon	Aug. 31, 2013
4 (2nd)	Alabama A&M	Nov. 23, 2013
4 (1st)	Pittsburgh	Oct. 25, 2014
4 (2nd)	Louisville	Sept. 1, 2023

MOST TOUCHDOWNS SCORED, HALF

TD	OPPONENT	DATE
1. 7 (1st)	Alabama A&M	Nov. 23, 2013
7 (1st)	Alcorn State	Sept. 3, 2015
3. 6 (1st)	Elon	Aug. 31, 2013
6 (2nd)	Kansas	Sept. 17, 2011
6 (1st)	W. Carolina	Sept. 1, 2011
6 (1st)	Samford	Sept. 8, 2007
6 (2nd)	Tulsa	Jan. 4, 2004
6 (1st)	Navy	Sept. 8, 2001
9. 5	19 times, most recently:	
(2nd)	Louisville	Oct. 9, 2020

FEWEST TOUCHDOWNS SCORED

TD	OPPONENT	DATE
1. 0	Several times, most recently:	
	vs. Ole Miss	Sept. 17, 2022



MOST RUSHING TOUCHDOWNS, GAME

TD	OPPONENT	DATE
1.	9 Samford	Sept. 8, 2007
	9 Alcorn State	Sept. 3, 2015
3.	8 Alabama A&M	Nov. 23, 2013
	8 Louisville	Oct. 5, 2018
5.	7 Wake Forest	Nov. 12, 1983
	7 vs. Tulsa	Jan. 4, 2004
	7 Kansas	Sept. 17, 2011
	7 Virginia	Sept. 15, 2012
	7 North Carolina	Nov. 10, 2012
	7 Syracuse	Oct. 19, 2013
	7 Pittsburgh	Oct. 25, 2014
	7 Virginia Tech	Oct. 25, 2018

MOST PASSING TOUCHDOWNS, GAME

TD	OPPONENT	DATE
1.	5 Rice	Sept. 30, 1972
	5 Clemson	Nov. 13, 1999
	5 Duke	Nov. 18, 2006
4.	4 Maryland	Oct. 7, 1989
	4 Georgia	Dec. 1, 1990
	4 Notre Dame	Jan. 1, 1999
	4 Florida State	Sept. 11, 1999
	4 Georgia (OT)	Nov. 27, 1999
	4 Wake Forest	Oct. 14, 2000
	4 North Carolina	Nov. 15, 2003
	4 Clemson	Sept. 11, 2004
	4 NC State	Nov. 4, 2006
	4 Duke	Sept. 14, 2013
	4 Kennesaw St.	Sept. 11, 2021
	4 S.C. State	Sept. 9, 2023
	4 Bowling Green	Sept. 23, 2023
	4 North Carolina	Oct. 28, 2023

MOST DEFENSIVE TOUCHDOWNS, GAME

TD	OPPONENT	DATE
1.	2 FR/BPR Tulane	Oct. 28, 1961
	2 IR/IR Tulane	Oct. 22, 1966
	2 FR/IR Tulane	Oct. 24, 1970
	2 FR/IR Wake Forest	Nov. 17, 1990
	2 FR/IR Duke	Sept. 26, 1996
	2 BPR/FR NC State	Oct. 10, 1998
	2 IR/IR Samford	Sept. 9, 2006
	2 IR/IR Elon	Aug. 31, 2013
	2 IR/FR NC State	Nov. 8, 2014

MOST NON-OFFENSIVE TOUCHDOWNS, GAME

TD	OPPONENT	DATE
1.	2 FR/BPR Tulane	Oct. 28, 1961
	2 PR/PR Navy	Oct. 23, 1965
	2 IR/PR Vanderbilt	Sept. 24, 1966
	2 IR/IR Tulane	Oct. 22, 1966
	2 BPR/PR Duke	Oct. 29, 1966
	2 FR/IR Tulane	Oct. 24, 1970
	2 IR/PR The Citadel	Sept. 30, 1978
	2 FR/IR Wake Forest	Nov. 17, 1990
	2 FR/IR Duke	Sept. 26, 1996
	2 BPR/FR NC State	Oct. 10, 1998
	2 PR/FR Virginia	Oct. 17, 1998
	2 KR/FR Maryland	Oct. 31, 1998
	2 FR/PR Wake Forest	Nov. 21, 1998
	2 FR/FR Navy	Sept. 8, 2001
	2 IR/IR Samford	Sept. 9, 2006
	2 IR/KR BYU	Oct. 27, 2012
	2 IR/IR Elon	Aug. 31, 2013
	2 IR/FR NC State	Nov. 8, 2014

MOST FIELD GOALS MADE, GAME

FG	OPPONENT	DATE
1.	5 The Citadel	Sept. 18, 1982
2.	4 Navy	Nov. 17, 1973
	4 Florida State	Oct. 17, 1992
	4 Clemson (OT)	Sept. 29, 2001
	4 Notre Dame	Sept. 1, 2007
	4 Clemson	Dec. 5, 2009
	4 Kentucky	Dec. 31, 2016
	4 Virginia	Nov. 17, 2018
	4 Pitt	Oct. 1, 2022
10.	3 41 times, most recently:	
	UCF	Dec. 22, 2023

MOST FIELD GOALS MADE, QUARTER

FG	OPPONENT	DATE
1.	3 (3rd)	The Citadel Sept. 18, 1982
	3 (2nd)	NC State Oct. 4, 2003
3.	2	57 times

MOST FIELD GOALS MADE, HALF

FG	OPPONENT	DATE
1.	4 (2nd)	The Citadel Sept. 18, 1982
2.	3 (1st)	Rice Sept. 24, 1960
	3 (1st)	Clemson Oct. 14, 1989
	3 (1st)	Clemson Oct. 28, 2000
	3 (1st)	Virginia Oct. 26, 2002
	3 (1st)	NC State Oct. 4, 2003
	3 (1st)	Notre Dame Sept. 1, 2007
	3 (1st)	Clemson Dec. 5, 2009
	3 (2nd)	Virginia Nov. 17, 2018

MOST FIELD GOALS MADE, WITHOUT MISS

FG	OPPONENT	DATE
1.	5 The Citadel	Sept. 18, 1982
2.	4 Navy	Nov. 17, 1973
	4 Kentucky	Dec. 31, 2016
	4 Virginia	Nov. 17, 2018
	4 Pitt	Oct. 1, 2022

MOST FIELD GOALS MISSED, GAME

FG	OPPONENT	DATE
1.	5	NC State Oct. 20, 2001
2.	4	Duke Nov. 1, 1958
	4	Maryland Oct. 31, 1998
4.	3	16 times

MOST FIELD GOALS MISSED, HALF

FG	OPPONENT	DATE
1.	3 (2nd)	Georgia Nov. 29, 1969
	3 (1st)	Duke Oct. 30, 1982
	3 (2nd)	NC State Oct. 20, 2001
4.	2	44 times, most recently:
	1st	Florida State Sept. 12, 2020

MOST FIELD GOALS ATTEMPTED, GAME

FG	OPPONENT	DATE
1.	7	NC State Oct. 20, 2001
2.	6	Navy Nov. 18, 1972
3.	5	Duke Nov. 1, 1958
	5	VMI Nov. 10, 1973
	5	The Citadel Sept. 18, 1982
	5	Clemson Sept. 25, 1993
	5	Wake Forest Sept. 14, 1996
	5	Maryland Oct. 31, 1998
	5	Notre Dame Sept. 1, 2007
	5	vs. Utah (OT) Dec. 31, 2011

MOST FIELD GOALS ATTEMPTED, QUARTER

FG	OPPONENT	DATE
1.	3 (4th)	South Carolina Oct. 7, 1978
	3 (3rd)	The Citadel Sept. 18, 1982
	3 (4th)	Wake Forest Sept. 14, 1996
	3 (1st)	Florida State Nov. 2, 1996
	3 (4th)	Notre Dame Sept. 6, 1997
	3 (3rd)	vs. Miami Jan. 1, 2000
	3 (2nd)	North Carolina Nov. 1, 2001
	3 (2nd)	NC State Oct. 4, 2003
	3 (1st)	Notre Dame Sept. 1, 2007

MOST FIELD GOALS ATTEMPTED, HALF

FG	OPPONENT	DATE
1.	4 (2nd)	The Citadel Sept. 18, 1982
	4 (1st)	Clemson Sept. 25, 1993
	4 (2nd)	Wake Forest Sept. 14, 1996
	4 (2nd)	NC State Oct. 20, 2001
	4 (1st)	NC State Oct. 4, 2003
	4 (1st)	Notre Dame Sept. 1, 2007
7.	3	31 times, most recently:
	1st	Georgia Nov. 25, 2023

MOST PATs MADE

PAT	OPPONENT	DATE
1.	10	Navy Sept. 8, 2001
	10	Elon Aug. 31, 2013
3.	9	Wake Forest Nov. 21, 1998
	9	Samford Sept. 8, 2007
	9	W. Carolina Sept. 1, 2011
	9	Kansas Sept. 17, 2011
	9	Alabama A&M Nov. 23, 2013
	9	Alcorn State Sept. 3, 2015
	9	Tulane Sept. 12, 2015
	9	Louisville Oct. 5, 2018
11.	8	nine times

MOST PATs ATTEMPTED

PAT	OPPONENT	DATE
1.	10	Navy Sept. 8, 2001
	10	Elon Aug. 31, 2013
	10	Alcorn State Sept. 3, 2015
4.	9	Wake Forest Nov. 21, 1998
	9	Samford Sept. 8, 2007
	9	W. Carolina Sept. 1, 2011
	9	Kansas Sept. 17, 2011
	9	Alabama A&M Nov. 23, 2013
	9	Tulane Sept. 12, 2015
	9	Louisville Oct. 5, 2018
11.	8	nine times

MOST PATs MISSED

PAT	OPPONENT	DATE
1.	3	LSU Oct. 13, 1966
	3	Tennessee Oct. 11, 1958
	3	Duke Oct. 30, 1993
4.	2	six times

TWO-POINT CONVERSIONS ATTEMPTED

2PA (M)	OPPONENT	DATE
1. 4 (1)	Georgia	Nov. 27, 1975
2. 3 (3)	Duke	Nov. 2, 1968
3 (1)	Notre Dame	Nov. 15, 1969
3 (0)	vs. Mississippi	Dec. 30, 1971
3 (0)	Clemson (OT)	Sept. 29, 2001
3 (0)	Virginia	Nov. 10, 2001
3 (2)	Georgia	Nov. 29, 2008
8. 2	21 times	

SAFETIES SCORED

SAF	OPPONENT	DATE
1. 1	Tulane	Oct. 28, 1961
1	vs. Texas Tech	Dec. 31, 1965
1	Florida State	Sept. 19, 1970
1	Florida State	Nov. 13, 1971
1	Navy	Nov. 16, 1974
1	Chattanooga	Nov. 9, 1985
1	Wake Forest	Nov. 18, 1989
1	Boston College	Sept. 14, 1991
1	Georgia	Nov. 30, 1991
1	NC State	Oct. 10, 1998
1	Syracuse	Dec. 21, 2004
1	Boston College	Sept. 6, 2008
1	Tulane	Sept. 12, 2015
1	Virginia	Nov. 17, 2018
1	Clemson	Sept. 18, 2021

SAFETIES ALLOWED

SAF	OPPONENT	DATE
1. 2	South Carolina	Sept. 11, 1971
2. 1	27 times, most recently:	
	Duke	Nov. 28, 2020

LONGEST KICKOFF RETURN FOR**TOUCHDOWN**

YDS	OPPONENT	DATE
1. 100	Maryland	Oct. 31, 1998
100	North Carolina	Nov. 10, 2012
3. 99	NC State	Oct. 11, 1986
4. 98	Boston College	Nov. 13, 2021
5. 97	Notre Dame	Nov. 5, 1977
97	Auburn	Oct. 21, 1978
97	BYU	Oct. 27, 2012
8. 96	Pittsburgh	Oct. 8, 2016
9. 95	Georgia	Nov. 30, 1985
10. 93	Tennessee	Nov. 5, 1960
93	Tulane	Oct. 27, 1962

MOST PUNT RETURNS FOR TOUCHDOWN

PR	OPPONENT	DATE
1. 2	Navy	Oct. 23, 1965
2. 1	20 times	

LONGEST PUNT RETURN FOR**TOUCHDOWN**

YDS	OPPONENT	DATE
1. 95	South Carolina	Sept. 16, 1972
2. 87	Auburn	Oct. 20, 1956
3. 86	Navy	Oct. 23, 1965
4. 85	Clemson	Sept. 10, 2009
5. 80	Virginia	Nov. 22, 2003
6. 78	Vanderbilt	Sept. 18, 1965
7. 77	Navy	Oct. 23, 1965
8. 75	Auburn	Oct. 20, 1962
9. 74	Tennessee	Oct. 11, 1958
10. 73	North Carolina	Nov. 15, 2003

LONGEST FUMBLE RETURN FOR**TOUCHDOWN**

YDS	OPPONENT	DATE
1. 93	Notre Dame	Oct. 31, 2020
2. 90	Wake Forest	Nov. 21, 1998
3. 70	Kennesaw St.	Sept. 11, 2021
4. 60	Duke	Sept. 26, 1996
5. 54	Duke	Oct. 3, 1998
6. 43	NC State	Nov. 8, 2014
7. 42	North Carolina	Sept. 26, 1998
8. 40	Miss. State	Oct. 3, 2009
40	Miami (Fla.)	Nov. 6, 2021
10. 38	Virginia Tech	Sept. 30, 2006
38	Kentucky	Dec. 31, 2016

MOST BLOCKED KICKS

BLK	OPPONENT	DATE
1. 2 P/PAT	Tulane	Oct. 26, 1957
2 P/PAT	Rice	Sept. 24, 1960
2 P/P	Tulane	Oct. 28, 1961
2 PAT/PAT	Notre Dame	Nov. 18, 1967
2 FG/FG	Auburn	Oct. 18, 1969
2 FG/FG	Georgia	Nov. 27, 1975
2 FG/FG	Boston College	Sept. 14, 1991
2 P/P	Connecticut	Nov. 13, 2004
2 FG/PAT	Ole Miss	Dec. 30, 2013
2 FG/P	Virginia	Oct. 20, 2022

TOTAL OFFENSE**MOST FIRST DOWNS**

FD	OPPONENT	DATE
1. 35	Virginia Tech	Oct. 25, 2018
3. 34	Virginia	Nov. 9, 2000
4. 33	Tennessee	Sept. 4, 2017
5. 32	Georgia	Nov. 27, 2010
32	Georgia	Nov. 29, 2014
7. 31	The Citadel	Sept. 22, 1984
31	Clemson	Oct. 28, 2000
9. 30	NC State	Oct. 11, 1986
30	NC State	Oct. 30, 1999
30	Boston Coll.	Oct. 20, 2012
30	NC State	Nov. 8, 2014

MOST FIRST DOWNS BY RUSHING

FD	OPPONENT	DATE
1. 31	Virginia Tech	Oct. 25, 2018
2. 29	Tennessee	Sept. 4, 2017
3. 27	Georgia	Nov. 29, 2014
4. 26	VMI	Oct. 11, 1975
26	Georgia	Nov. 27, 2010
6. 25	S. Carolina	Sept. 14, 1974
25	Virginia	Oct. 2, 1976
8. 24	Middle Tenn.	Sept. 10, 2011
24	Boston Coll.	Oct. 20, 2012
24	NC State	Nov. 8, 2014
11. 23	Texas Tech	Dec. 31, 1965
23	Auburn	Oct. 18, 1975
23	Clemson	Dec. 5, 2009
23	Virginia	Oct. 9, 2010
23	Pittsburgh	Oct. 25, 2014

MOST FIRST DOWNS BY PASSING

FD	OPPONENT	DATE
1. 22	Clemson	Oct. 28, 2000
22	Virginia	Nov. 10, 2001
3. 18	Duke	Oct. 16, 1999
18	Bowling Green	Sept. 30, 2023
5. 17	Rice	Sept. 30, 1972
17	Virginia	Oct. 15, 1994
7. 16	Maryland	Oct. 22, 1994
16	Virginia	Nov. 9, 2000
16	Maryland	Oct. 17, 2002
16	Virginia	Oct. 26, 2002
16	NC State	Oct. 4, 2003
16	NC State	Oct. 6, 2005

MOST FIRST DOWNS BY PENALTY

FD	OPPONENT	DATE
1. 5	Duke	Nov. 16, 2002
5	S.C. State	Sept. 4, 2010
5	Virginia Tech	Nov. 12, 2015
5	Boston College	Oct. 24, 2020
5	Syracuse	Nov. 18, 2023
4. 4	24 times, most recently:	
	Virginia Tech	Oct. 25, 2018

FEWEST FIRST DOWNS

FD	OPPONENT	DATE
1. 4	Vanderbilt	Sept. 18, 1965
2. 5	Georgia	Nov. 28, 1964
3. 6	Rice	Sept. 24, 1960
6	Alabama	Nov. 18, 1961
6	Notre Dame	Nov. 14, 1970
6	North Carolina	Oct. 4, 1980
6	Virginia Tech	Sept. 24, 2005
8. 7	Florida	Nov. 23, 1957
7	Kentucky	Sept. 19, 1959
7	Duke	Oct. 29, 1960
7	Auburn	Oct. 21, 1967
7	Notre Dame	Nov. 8, 1975
7	Georgia	Nov. 30, 2019
7	Clemson	Oct. 17, 2020

FEWEST FIRST DOWNS BY RUSHING

FD	OPPONENT	DATE
1. 0	Miami	Sept. 28, 1968
0	North Carolina	Oct. 4, 1980
0	Arizona	Sept. 1, 1994
4. 1	Florida State	Nov. 5, 1994
1	Virginia	Oct. 5, 1996
6. 2	Alabama	Nov. 18, 1961
2	Notre Dame	Nov. 16, 1968
2	Notre Dame	Nov. 14, 1970
2	Georgia	Nov. 24, 1979
2	Clemson	Sept. 26, 1987
2	Virginia	Oct. 15, 1994
2	Virginia Tech	Sept. 24, 2005

FEWEST FIRST DOWNS BY PASSING

FD	OPPONENT	DATE
1. 0	18 times, most recently:	
	Virginia Tech	Oct. 25, 2018

BIGGEST FIRST-DOWN MARGIN

MAR	OPP	DATE
1. 22 (28-6)	Texas A&M	Sept. 17, 1966
2. 21 (26-5)	Tulane	Oct. 27, 1956
21 (31-10)	The Citadel	Sept. 22, 1984
4. 19 (29-10)	Wake Forest	Sept. 14, 1996
19 (34-15)	Virginia	Nov. 9, 2000
19 (35-16)	Virginia Tech	Oct. 25, 2018
7. 18 (29-11)	Virginia	Oct. 2, 1976
8. 17 (22-5)	Miami	Sept. 26, 1964
17 (26-9)	Navy	Nov. 7, 1970
17 (27-10)	VMI	Oct. 11, 1975
17 (23-6)	Connecticut	Sept. 17, 2005

MOST OFFENSIVE PLAYS

PL	OPPONENT	DATE
1. 97	South Carolina	Sept. 12, 1970
97	Clemson	Oct. 28, 2000
3. 96	Tennessee	Sept. 4, 2017
4. 94	Tennessee	Oct. 12, 1968
94	Virginia	Nov. 9, 2000
6. 92	Rice	Sept. 30, 1972
92	Virginia	Oct. 2, 1976
92	Virginia	Oct. 13, 1984
92	Maryland	Oct. 22, 1994
92	Georgia	Nov. 27, 2010

FEWEST RUSHING YARDS

YDS	OPPONENT	DATE
1. -42	Notre Dame	Nov. 16, 1968
2. -3	Navy	Nov. 9, 1968
3. 2	Georgia	Nov. 30, 1968
4. 5	Florida State	Nov. 5, 1994
5. 12	Purdue	Dec. 25, 1978
6. 13	Navy	Oct. 9, 1964
7. 19	Virginia	Oct. 15, 1994
8. 20	Arizona	Sept. 1, 1994
9. 24	Georgia	Nov. 27, 2004
10. 27	Georgia	Dec. 2, 1972

MOST TOTAL OFFENSE YARDS, GAME

YDS	OPPONENT	DATE
1. 768	Kansas	Sept. 17, 2011
2. 712	Presbyterian	Sept. 8, 2012
3. 662	W. Carolina	Sept. 1, 2011
4. 655	Tennessee	Sept. 4, 2017
5. 635	North Carolina	Oct. 28, 2023
6. 627	Virginia	Nov. 9, 2000
7. 623	The Citadel	Sept. 22, 1984
8. 612	Pittsburgh	Oct. 25, 2014
9. 611	North Carolina	Oct. 18, 2014
10. 610	Maryland	Oct. 9, 1993
11. 605	Duke	Oct. 29, 2016
12. 600	VMI	Oct. 11, 1975

FEWEST OFFENSIVE PLAYS

PL	OPPONENT	DATE
1. 38	Duke	Oct. 29, 1960
2. 41	Vanderbilt	Sept. 18, 1965
41	Virginia	Nov. 19, 2016
4. 42	Rice	Sept. 24, 1960
5. 43	Georgia	Nov. 28, 1964
6. 44	Florida	Nov. 23, 1957
44	Auburn	Oct. 18, 1958
44	Kentucky	Sept. 19, 1959
44	Tennessee	Oct. 10, 1959
44	Georgia	Nov. 27, 1975

MOST RUSHING ATTEMPTS

ATT	OPPONENT	DATE
1. 86	Virginia	Oct. 2, 1976
86	Tennessee	Sept. 4, 2017
3. 82	VMI	Oct. 11, 1975
4. 79	vs. Texas Tech	Dec. 31, 1965
79	Auburn	Oct. 18, 1975
6. 77	Georgia	Nov. 27, 2010
7. 76	Boston Coll.	Oct. 20, 2012
8. 75	Tulane	Oct. 25, 1975
9. 74	Virginia	Oct. 9, 2010
10. 72	Georgia	Nov. 30, 1974
72	Miami	Sept. 20, 1975
72	Duke	Nov. 17, 2012

HIGHEST AVERAGE PER PLAY

AVG	OPPONENT	DATE
1. 13.5	Kansas	Sept. 17, 2011
2. 10.3	W. Carolina	Sept. 1, 2011
3. 9.9	Presbyterian	Sept. 8, 2012
9.9	Duke	Oct. 29, 2016
5. 9.7	Alcorn State	Sept. 3, 2015
6. 9.6	Virginia	Sept. 15, 2012
7. 9.5	Air Force	Nov. 11, 1978
8. 9.1	Elon	Aug. 31, 2013
9. 8.8	Pittsburgh	Oct. 17, 2015
10. 8.7	Tulane	Sept. 12, 2015

FEWEST RUSHING ATTEMPTS

ATT	OPPONENT	DATE
1. 19	Arizona	Sept. 1, 1994
19	N. Carolina	Oct. 8, 1994
3. 20	Alabama	Sept. 8, 1979
20	Georgia	Nov. 24, 1979
5. 21	Wake Forest	Oct. 5, 2002
21	Bowling Green	Sept. 30, 2023
7. 22	Georgia	Nov. 30, 2002
8. 23	BYU	Aug. 28, 2003
9. 24	Duke	Oct. 31, 1987
24	S. Carolina	Sept. 23, 1989

MOST TOTAL OFFENSE YARDS, HALF

YDS	OPPONENT	DATE
1. 431 (2nd)	Kansas	Sept. 17, 2011
2. 418 (2nd)	Maryland	Oct. 9, 1993
3. 407 (1st)	Boston Coll.	Oct. 20, 2012
4. 398 (1st)	The Citadel	Sept. 22, 1984
5. 394 (1st)	W. Carolina	Sept. 1, 2011
6. 390 (2nd)	Air Force	Nov. 11, 1978
7. 386 (1st)	Virginia	Sept. 15, 2012
8. 373 (1st)	Maryland	Nov. 18, 2000
9. 369 (1st)	Wake Forest	Oct. 14, 2000
10. 364 (2nd)	Tennessee	Sept. 4, 2017

LOWEST AVERAGE PER PLAY

AVG	OPPONENT	DATE
1. 2.1	Alabama	Nov. 18, 1961
2.1	Notre Dame	Nov. 8, 1980
3. 2.2	Tennessee	Oct. 8, 1966
2.2	Tennessee	Oct. 9, 1971
2.2	Florida State	Oct. 2, 1993
6. 2.3	Duke	Oct. 31, 1959
2.3	Rice	Sept. 24, 1960
2.3	Notre Dame	Nov. 16, 1968
2.3	North Carolina	Oct. 4, 1980
2.3	Auburn	Oct. 16, 1982

HIGHEST AVERAGE PER RUSH

AVG	OPPONENT	DATE
1. 12.1	Kansas	Sept. 17, 2011
2. 11.3	Air Force	Nov. 11, 1978
3. 9.4	Pittsburgh	Oct. 17, 2015
4. 9.2	Virginia	Sept. 15, 2012
9.2	Alcorn State	Sept. 3, 2015
6. 8.6	Maryland	Oct. 9, 1993
7. 8.4	Miami	Nov. 20, 2008
8. 8.3	Louisville	Oct. 5, 2018
9. 8.2	Alabama A&M	Nov. 23, 2013
10. 8.1	Miss. State	Sept. 20, 2008
8.1	Presbyterian	Sept. 8, 2012
8.1	S.C. State	Sept. 9, 2023

RUSHING
FEWEST TOTAL OFFENSE YARDS, HALF

YDS	OPPONENT	DATE
1. -3 (2nd)	Navy	Oct. 23, 1965
2. 0 (2nd)	Miami	Sept. 28, 1968
3. 10 (2nd)	Notre Dame	Nov. 8, 1980
4. 18 (2nd)	Alabama	Nov. 17, 1962
18 (1st)	Duke	Nov. 1, 1980
6. 20 (1st)	Notre Dame	Nov. 14, 1970
7. 21 (2nd)	Tulane	Oct. 28, 1961
21 (2nd)	Florida State	Oct. 2, 1993
9. 22 (1st)	Clemson	Sept. 22, 2016
10. 23 (1st)	Tennessee	Oct. 11, 1969

MOST RUSHING YARDS

YDS	OPPONENT	DATE
1. 604	Kansas	Sept. 17, 2011
2. 558	VMI	Oct. 11, 1975
3. 542	Louisville	Oct. 5, 2018
4. 535	Tennessee	Sept. 4, 2017
5. 518	Tulane	Oct. 22, 1977
6. 510	Air Force	Nov. 11, 1978
7. 487	South Carolina	Sept. 14, 1974
8. 479	NC State	Nov. 8, 2014
9. 477	Virginia	Oct. 9, 2010
10. 476	Alcorn State	Sept. 3, 2015

LOWEST AVERAGE PER RUSH

AVG	OPPONENT	DATE
1. -1.3	Notre Dame	Nov. 16, 1968
2. -0.1	Navy	Nov. 9, 1968
3. 0.1	Georgia	Nov. 30, 1968
4. 0.2	Florida State	Nov. 5, 1994
5. 0.3	Navy	Oct. 9, 1964
6. 0.4	Purdue	Dec. 25, 1978
7. 0.6	Georgia	Dec. 2, 1972
0.6	Virginia	Oct. 15, 1994
9. 0.7	Georgia	Nov. 27, 2004
10. 0.9	Miami	Sept. 28, 1968
0.9	Notre Dame	Nov. 14, 1970
0.9	North Carolina	Oct. 30, 1997

MOST PASS ATTEMPTS

ATT	OPPONENT	DATE
1. 63	Tennessee	Oct. 12, 1968
2. 57	Clemson	Oct. 28, 2000
3. 55	Virginia	Nov. 10, 2001
4. 53	Maryland	Oct. 17, 2002
53	NC State	Oct. 6, 2005
6. 52	Navy	Nov. 9, 1968
7. 50	Virginia	Sept. 19, 1992
50	Florida State	Nov. 5, 1994
50	Maryland	Oct. 22, 1994
10. 49	Georgia	Dec. 5, 1981
49	Duke	Oct. 31, 1987

HIGHEST COMPLETION PCT. (NO MINIMUM)

PCT	OPPONENT	DATE
1. 1.000 (3-3)	vs. Pittsburgh	Dec. 29, 1956
1.000 (1-1)	Georgia	Nov. 30, 1974
1.000 (2-2)	Clemson	Sept. 27, 1975
1.000 (1-1)	Air Force	Oct. 1, 1977
5. .880 (22-25)	Florida State	Sept. 11, 1999
6. .857 (6-7)	Tulane	Oct. 26, 1974
7. .833 (10-12)	Samford	Sept. 8, 2007
.833 (5-6)	Duke	Oct. 31, 1964
9. .808 (21-26)	Virginia	Nov. 8, 1997
10. .800	Eight times, most recently:	
(16-20)	Syracuse	Nov. 18, 2023

PASSING

MOST PASS COMPLETIONS

CMP	OPPONENT	DATE
1. 39	Virginia	Nov. 10, 2001
2. 35	Clemson	Oct. 28, 2000
3. 30	Maryland	Oct. 17, 2002
4. 29	Virginia	Nov. 9, 2000
5. 28	Wake Forest	Nov. 12, 1988
28	Virginia	Sept. 19, 1992
28	Ole Miss	Sept. 16, 2023
8. 27	Navy	Nov. 9, 1968
27	Georgia	Nov. 29, 1980
27	Georgia	Dec. 5, 1981
27	Maryland	Oct. 22, 1994
27	Duke	Nov. 8, 2003

FEWEST PASS ATTEMPTS

ATT	OPPONENT	DATE
1. 0	Notre Dame	Nov. 6, 1976
0	Tennessee	Oct. 8, 1977
3. 1	Tennessee	Nov. 5, 1960
1	Georgia	Nov. 30, 1974
1	Miami	Sept. 17, 1977
1	Air Force	Oct. 1, 1977
1	Georgia	Nov. 26, 1977
1	Virginia Tech	Oct. 25, 2018
9. 2	Clemson	Sept. 27, 1975
2	Duke	Oct. 29, 1977
2	Louisville	Oct. 5, 2018

HIGHEST COMPLETION PCT. (MIN. 30 ATT.)

PCT	OPPONENT	DATE
1. .787 (29-37)	Virginia	Nov. 9, 2000
2. .767 (23-30)	North Carolina	Oct. 28, 2023
3. .733 (22-30)	Clemson	Nov. 13, 1999
.733 (22-30)	Duke	Nov. 15, 1997

MOST PASS COMPLETIONS WITHOUT INTERCEPTION

CMP	OPPONENT	DATE
1. 35	Clemson	Oct. 28, 2000
2. 30	Maryland	Oct. 17, 2002
3. 29	Virginia	Nov. 9, 2000
4. 28	Ole Miss	Sept. 16, 2023
5. 26	Virginia	Oct. 26, 2002
6. 25	North Carolina	Sept. 10, 2005
7. 24	NC State	Oct. 23, 1993
24	North Carolina	Oct. 8, 1994
24	NC State	Oct. 20, 2001
24	NC State	Oct. 4, 2003
24	Duke	Oct. 8, 2022

MOST PASSES HAD INTERCEPTED

INT	OPPONENT	DATE
1. 7	Wake Forest	Nov. 21, 1987
2. 6	Fresno State	Dec. 31, 2002
3. 5	Tennessee	Nov. 7, 1964
5	Rice	Sept. 30, 1972
5	Duke	Oct. 30, 1976
5	Virginia Tech	Nov. 1, 2007
7. 4	17 times	

HIGHEST COMPLETION PCT. (MIN. 40 ATT.)

PCT	OPPONENT	DATE
1. .709 (39-55)	Virginia	Nov. 10, 2001

LOWEST COMPLETION PCT. (NO MINIMUM)

PCT	OPPONENT	DATE
1. .000 (0-8)	Florida	Nov. 24, 1956
.000 (0-1)	Tennessee	Nov. 5, 1960
.000 (0-6)	Georgia	Dec. 2, 1961
.000 (0-10)	Michigan St.	Sept. 18, 1971
.000 (0-4)	Notre Dame	Nov. 8, 1975
.000 (0-8)	S. Carolina	Sept. 11, 1976
.000 (0-0)	Notre Dame	Nov. 6, 1976
.000 (0-1)	Miami	Sept. 17, 1977
.000 (0-0)	Tennessee	Oct. 8, 1977
.000 (0-2)	Duke	Oct. 29, 1977
.000 (0-1)	Georgia	Nov. 26, 1977
.000 (0-1)	Virginia Tech	Oct. 25, 2018

FEWEST PASS COMPLETIONS

CMP	OPPONENT	DATE
1. 0	Florida	Nov. 24, 1956
0	Tennessee	Nov. 5, 1960
0	Georgia	Dec. 2, 1961
0	Michigan State	Sept. 18, 1971
0	Notre Dame	Nov. 8, 1975
0	South Carolina	Sept. 11, 1976
0	Notre Dame	Nov. 6, 1976
0	Miami	Sept. 17, 1977
0	Tennessee	Oct. 8, 1977
0	Duke	Oct. 29, 1977
0	Georgia	Nov. 26, 1977
0	Virginia Tech	Oct. 25, 2018

MOST YARDS PASSING

YDS	OPPONENT	DATE
1. 486	Virginia	Nov. 10, 2001
2. 454	Clemson	Oct. 28, 2000
3. 416	Duke	Oct. 31, 1987
4. 387	Maryland	Sept. 30, 1999
387	Florida State	Sept. 11, 1999
6. 373	The Citadel	Sept. 12, 1987
7. 371	Rice	Sept. 30, 1972
8. 365	W. Carolina	Sept. 1, 2011
9. 361	Navy	Nov. 17, 1979
10. 359	Pittsburgh	Oct. 2, 2021

LOWEST COMPLETION PCT. (MIN. 20 ATT.)

PCT	OPPONENT	DATE
1. .273 (6-22)	Georgia	Nov. 25, 2006
.273 (6-22)	Tulane	Oct. 28, 1967
.273 (6-22)	Duke	Sept. 26, 2015

LOWEST COMPLETION PCT. (MIN. 30 ATT.)

PCT	OPPONENT	DATE
1. .311 (14-45)	Wake Forest	Nov. 21, 1987
2. .314 (11-35)	Notre Dame	Nov. 18, 1967

HIGHEST AVERAGE PER ATTEMPT

AVG	OPPONENT	DATE
1. 42.0	Air Force	Oct. 1, 1977
2. 23.4	Kansas	Sept. 17, 2011
3. 22.8	W. Carolina	Sept. 1, 2011
4. 21.4	Middle Tenn.	Sept. 10, 2011
5. 19.4	Duke	Nov. 14, 2009
6. 19.0	Miss. State	Oct. 3, 2009
19.0	North Carolina	Sept. 18, 2010
8. 18.6	Tulane	Oct. 26, 1974
18.6	Duke	Oct. 29, 2016
10. 17.6	Syracuse	Oct. 19, 2013
17.6	Wofford	Aug. 30, 2014

FEWEST YARDS PASSING

YDS	OPPONENT	DATE
1. 0	Florida	Nov. 24, 1956
0	Tennessee	Nov. 5, 1960
0	Georgia	Dec. 2, 1961
0	Michigan St.	Sept. 18, 1971
0	Notre Dame	Nov. 8, 1975
0	S. Carolina	Sept. 11, 1976
0	Notre Dame	Nov. 6, 1976
0	Miami	Sept. 17, 1977
0	Tennessee	Oct. 8, 1977
0	Duke	Oct. 29, 1977
0	Georgia	Nov. 26, 1977
0	Virginia Tech	Oct. 25, 2018

LOWEST AVERAGE PER ATTEMPT

AVG	OPPONENT	DATE
1. 0.0 (0-8)	Florida	Nov. 24, 1956
0.0 (0-1)	Tennessee	Nov. 5, 1960
0.0 (0-6)	Georgia	Dec. 2, 1961
0.0 (0-10)	Michigan St.	Sept. 18, 1971
0.0 (0-4)	Notre Dame	Nov. 8, 1975
0.0 (0-8)	S. Carolina	Sept. 11, 1976
0.0 (0-1)	Miami	Sept. 17, 1977
0.0 (0-2)	Duke	Oct. 29, 1977
0.0 (0-1)	Georgia	Nov. 26, 1977
0.0 (0-1)	Virginia Tech	Oct. 25, 2018

HIGHEST AVERAGE PER COMPLETION

AVG	OPPONENT	DATE
1. 70.0 (2)	Virginia Tech	Nov. 11, 2017
2. 51.0 (1)	Virginia Tech	Oct. 17, 2009
3. 45.0 (2)	Duke	Nov. 20, 2010
4. 44.0 (3)	Miami	Sept. 22, 2012
5. 43.0 (1)	Tulane	Oct. 22, 1977
6. 42.0 (1)	Florida State	Oct. 4, 1975
42.0 (1)	Air Force	Oct. 1, 1977
8. 41.0 (4)	Kansas	Sept. 17, 2011
9. 40.0 (3)	Gardner-Webb	Oct. 11, 2008
40.0 (2)	Virginia Tech	Nov. 4, 2010

LOWEST AVERAGE PER COMPLETION

AVG	OPPONENT	DATE
1. 2.7	vs. Tulsa	Jan. 4, 2004
2. 3.0	Pittsburgh	Sept. 21, 1974
3. 4.4	vs. Stanford	Dec. 25, 1991
4. 5.0	Notre Dame	Nov. 18, 1967
5.0	Tulane	Sept. 6, 2014
6. 5.5	Auburn	Oct. 15, 1977
7. 5.6	Florida State	Oct. 2, 1993
8. 5.8	Notre Dame	Nov. 8, 1980
9. 6.0	Georgia	Nov. 30, 1974
6.0	vs. Iowa	Jan. 5, 2010
6.0	S.C. State	Sept. 4, 2010

MOST RECEIVERS TO CATCH PASS

NO	OPPONENT	DATE
1. 12	Georgia	Dec. 5, 1981
2. 11	Auburn	Oct. 18, 1986
11	Chattanooga	Sept. 22, 1990
11	Penn State	Aug. 28, 1991
11	Virginia	Sept. 19, 1992
11	Furman	Sept. 11, 1993
11	Duke	Sept. 24, 1994
11	Virginia	Nov. 9, 2000
9. 10	10 times	

TURNOVERS
MOST FUMBLES

FUM	OPPONENT	DATE
1. 9	Miami	Nov. 21, 2015
2. 8	SMU	Sept. 28, 1957
8	Kentucky	Sept. 20, 1958
8	Clemson	Oct. 7, 1967
8	Clemson	Sept. 22, 2018
6. 7	Tennessee	Oct. 12, 1968
7	Tennessee	Sept. 9, 1972
7	VMI	Oct. 11, 1975
7	vs. LSU	Dec. 29, 2000
10. 6	17 times	

MOST FUMBLES LOST

FUM	OPPONENT	DATE
1. 6	Tennessee	Oct. 12, 1968
2. 5	Tulane	Oct. 26, 1957
5	Clemson	Oct. 3, 1970
5	Tennessee	Sept. 9, 1972
5	Duke	Oct. 30, 1976
6. 4	18 times	

MOST TURNOVERS

TO	OPPONENT	DATE
1. 10	Duke	Oct. 30, 1976
2. 8	Tennessee	Oct. 12, 1968
8	Clemson	Oct. 3, 1970
8	Tennessee	Sept. 9, 1972
8	Rice	Sept. 30, 1972
8	Wake Forest	Nov. 21, 1987
7. 7	Tennessee	Oct. 11, 1969
7	Notre Dame	Nov. 15, 1969
7	Tennessee	Oct. 10, 1970
7	Fresno State	Dec. 31, 2002

MOST TOTAL PLAYS WITHOUT A

PL	OPPONENT	DATE
1. 97	Clemson	Oct. 28, 2000
2. 94	Virginia	Nov. 9, 2000
3. 91	Boston Coll.	Oct. 20, 2012
4. 89	Ole Miss	Sept. 16, 2023
5. 88	Wake Forest	Sept. 14, 1996
6. 86	Duke	Nov. 17, 2012
7. 83	Clemson	Sept. 29, 1973
83	Clemson	Dec. 5, 2009
9. 82	NC State	Oct. 11, 1997
10. 81	four times	

PUNTING
MOST PUNTS

P	OPPONENT	DATE
1. 13	Georgia	Nov. 30, 2019
2. 12	Clemson	Oct. 7, 1967
12	Notre Dame	Nov. 14, 1970
12	Clemson	Sept. 26, 1987
12	Florida State	Oct. 18, 1997
6. 11	Florida State	nine times

FEWEST PUNTS

P	OPPONENT	DATE
1. 0	Maryland	Nov. 22, 1997
0	Virginia	Nov. 9, 2000
0	Florida State	Oct. 10, 2009
0	Georgia	Nov. 28, 2009
0	Clemson	Dec. 5, 2009
0	NC State	Nov. 8, 2014
0	S.C. State	Sept. 9, 2023
8. 1	21 times, most recently:	
	Boston College	Nov. 13, 2021

MOST PUNT YARDS

YDS	OPPONENT	DATE
1. 587	Georgia	Nov. 30, 2019
2. 553	Florida State	Oct. 18, 1997
3. 505	Clemson	Sept. 26, 1987
4. 464	Virginia Tech	Sept. 24, 2005
5. 454	Clemson	Oct. 7, 1967
454	Auburn	Oct. 16, 1982
7. 453	Boston Coll.	Sept. 15, 2007
8. 443	Notre Dame	Nov. 14, 1970
9. 440	North Carolina	Oct. 4, 1980
10. 435	Clemson	Oct. 17, 2020

FEWEST PUNTS

YDS	OPPONENT	DATE
1. 0	Maryland	Nov. 22, 1997
0	Virginia	Nov. 9, 2000
0	Florida State	Oct. 10, 2009
0	Georgia	Nov. 28, 2009
0	Clemson	Dec. 5, 2009
0	NC State	Nov. 8, 2014
0	S.C. State	Sept. 9, 2023
8. 23	North Carolina	Oct. 3, 2015
9. 26	Virginia	Nov. 8, 1997
10. 33	NC State	Oct. 30, 1999
33	Boston College	Nov. 13, 2021

HIGHEST PUNTING AVERAGE
MINIMUM 2 ATTEMPTS

AVG	OPPONENT	DATE
1. 55.5	Clemson	Sept. 29, 2001
2. 55.0	Boston Coll.	Oct. 4, 1997
3. 54.5	Duke	Nov. 15, 1997
54.5	Duke	Oct. 16, 1999
5. 52.7	NC State	Oct. 11, 1997
52.7	Northern Ill.	Sept. 4, 2021
7. 52.5	Duke	Sept. 14, 2013
8. 52.2	Virginia	Nov. 19, 2016
9. 52.0	NC State	Oct. 1, 1994
52.0	Middle Tenn.	Sept. 10, 2011

LOWEST PUNTING AVERAGE
MINIMUM 2 ATTEMPTS

AVG	OPPONENT	DATE
1. 13.4	Auburn	Oct. 19, 1974
2. 19.3	Georgia	Nov. 29, 2003
3. 24.3	Alabama	Nov. 17, 1956
4. 24.5	Alabama A&M	Nov. 23, 2013
5. 25.0	Maryland	Nov. 18, 2000
6. 25.1	Georgia	Nov. 26, 1988
7. 25.6	Army	Sept. 25, 1971
8. 25.8	NC State	Oct. 4, 2003
9. 26.2	Miami	Jan. 1, 2000
10. 27.4	Virginia	Sept. 19, 1992

**PUNT RETURNS****MOST PUNT RETURNS**

PR	OPPONENT	DATE
1. 9	The Citadel	Sept. 1, 2001
2. 8	Tulane	Oct. 28, 1961
8	Florida	Sept. 29, 1962
8	Duke	Oct. 6, 2001
8	Florida State	Nov. 9, 2002
8	Duke	Nov. 16, 2002
8	Samford	Sept. 9, 2006
8	Samford	Sept. 8, 2007
9. 7	11 times	

MOST PUNT RETURN YARDS

YDS	OPPONENT	DATE
1. 249	Navy	Oct. 23, 1965
2. 197	Duke	Oct. 29, 1966
3. 149	Auburn	Oct. 20, 1962
4. 136	South Carolina	Sept. 16, 1972
5. 134	Florida State	Sept. 19, 1970
6. 120	Tennessee	Oct. 11, 1958
7. 117	Virginia	Oct. 17, 1998
8. 115	Samford	Sept. 8, 2007
9. 111	North Carolina	Nov. 1, 2001
10. 110	Vanderbilt	Aug. 31, 2002

HIGHEST RETURN AVERAGE**MINIMUM 2 RETURNS**

AVG	OPPONENT	DATE
1. 68.0	South Carolina	Sept. 16, 1972
2. 60.0	Tennessee	Oct. 11, 1958
3. 49.8	Navy	Oct. 23, 1965
4. 49.7	Auburn	Oct. 20, 1962
5. 42.0	Virginia	Nov. 22, 2003
42.0	Miami	Sept. 22, 2012
7. 37.5	North Carolina	Nov. 15, 2003
8. 36.5	The Citadel	Sept. 30, 1978
36.5	Wake Forest	Nov. 21, 1998
10. 33.7	Duke	Oct. 31, 1992

LOWEST RETURN AVERAGE**MINIMUM 2 RETURNS**

AVG	OPPONENT	DATE
1. -14.5	Georgia (OT)	Nov. 27, 1999
2. -4.6	Miami	Nov. 19, 2005
3. -4.0	vs. Air Force	Dec. 27, 2010
4. -3.5	NC State	Oct. 23, 1993
5. -1.5	Auburn	Oct. 18, 1975
-1.5	Vanderbilt	Oct. 31, 2009
7. -1.0	vs. Utah	Dec. 29, 2005
-1.0	Virginia	Sept. 21, 2006
-1.0	Northern Ill.	Sept. 4, 2021
10. -0.5	Florida State	Nov. 13, 1971
-0.5	Duke	Oct. 4, 2008

KICK RETURNS**MOST KICKOFF RETURNS**

KR	OPPONENT	DATE
1. 11	Notre Dame	Nov. 5, 1977
2. 9	Georgia	Nov. 30, 2002
9	Clemson	Nov. 14, 2013
4. 8	Duke	Nov. 2, 1968
8	Duke	Oct. 31, 1987
8	Virginia	Nov. 6, 1999
7. 8	Virginia	Nov. 4, 2017
8. 7	19 times	

FEWEST KICKOFF RETURNS

KR	OPPONENT	DATE
1. 0	33 times, most recently:	
	Georgia	Nov. 25, 2023

MOST KICKOFF RETURN YARDS

YDS	OPPONENT	DATE
1. 284 (11)	Notre Dame	Nov. 5, 1977
2. 236 (6)	Duke	Oct. 27, 1990
3. 230 (7)	North Carolina	Nov. 10, 2012
4. 204 (7)	Middle Tenn.	Sept. 29, 2012
5. 193 (7)	Miami	Oct. 14, 2017
6. 184 (6)	Duke	Oct. 28, 1989
7. 182 (6)	BYU	Oct. 27, 2012
8. 178 (7)	Georgia	Nov. 27, 1975
178 (8)	Virginia	Nov. 4, 2017
10. 173 (7)	NC State	Sept. 25, 2010

HIGHEST RETURN AVERAGE**MINIMUM 2 ATTEMPTS**

AVG	OPPONENT	DATE
1. 60.5	Tulane	Oct. 26, 1957
2. 57.5	Auburn	Oct. 21, 1978
3. 52.0	Maryland	Oct. 31, 1998
4. 48.5	Tulane	Oct. 27, 1962
5. 47.3	Samford	Sept. 8, 2007
6. 46.5	UCF	Sept. 19, 2020
7. 46.3	Duke	Nov. 14, 2009
8. 45.0	W. Carolina	Nov. 4, 1989
9. 42.8	Clemson	Oct. 13, 1990
10. 39.2	Duke	Oct. 27, 1990
39.2	The Citadel	Sept. 14, 2019

LOWEST RETURN AVERAGE**MINIMUM 2 ATTEMPTS**

AVG	OPPONENT	DATE
1. 0.0 (2)	USC	Sept. 22, 1961
2. 3.5 (2)	Jacksonville St.	Aug. 28, 2008
3. 4.5 (2)	Jacksonville St.	Sept. 9, 2017
4. 5.0 (2)	Clemson	Sept. 24, 1983
5. 6.5 (2)	Middle Tenn.	Oct. 16, 2010
6. 7.0 (4)	North Carolina	Oct. 20, 1990
7. 7.5 (2)	Georgia	Dec. 2, 1961
7.5 (2)	N.M. State	Sept. 12, 1998
9. 7.6 (5)	Iowa State	Dec. 18, 1972
10. 7.7 (3)	Georgia	Nov. 30, 1974

DEFENSE**MOST INTERCEPTIONS**

INT	OPPONENT	DATE
1. 5	Duke	Nov. 1, 1969
5	Tulane	Oct. 24, 1970
5	VMI	Nov. 10, 1973
5	Chattanooga	Sept. 22, 1990
5. 4	20 times	

MOST INTERCEPTION RETURN YARDS

YDS	OPPONENT	DATE
1. 173 (3)	Elon	Aug. 31, 2013
2. 147 (3)	Clemson	Nov. 15, 2014
3. 139 (3)	Tulane	Oct. 22, 1966
4. 137 (4)	Wake Forest	Nov. 17, 1990
5. 135 (3)	Notre Dame	Nov. 15, 1969
6. 126 (2)	Samford	Sept. 9, 2006
7. 119 (2)	NC State	Nov. 8, 2014
8. 117 (2)	W. Carolina	Sept. 10, 2004
9. 107 (3)	Miami (Fla.)	Oct. 7, 2023
10. 95 (2)	NC State	Sept. 9, 1989

MOST FUMBLE RETURNS

FR	OPPONENT	DATE
1. 4 (0)	Duke	Nov. 28, 2020
2. 3 (0)	UCF	Oct. 26, 1996
3 (0)	Louisville	Nov. 28, 2020
4. 2 (0)	NC State	Nov. 11, 1995
2 (28)	N.M. State	Sept. 12, 1998
2 (90)	Wake Forest	Oct. 21, 1998
2 (24)	Maryland	Oct. 23, 2003
2 (10)	Miami	Oct. 28, 2006
2 (2)	Alabama A&M	Nov. 23, 2013
2 (19)	Florida State	Sept. 12, 2020
2 (60)	North Carolina	Sept. 25, 2021

MOST FUMBLE RETURN YARDS

YDS	OPPONENT	DATE
1. 90 (2)	Wake Forest	Nov. 21, 1998
2. 70 (1)	Kennesaw St.	Sept. 11, 2021
3. 60 (1)	Duke	Sept. 26, 1996
60 (2)	North Carolina	Sept. 25, 2021
5. 54 (1)	Duke	Oct. 3, 1998
6. 43 (1)	NC State	Nov. 8, 2014
7. 42 (1)	North Carolina	Sept. 26, 1998
8. 40 (1)	Miss. State	Oct. 3, 2009
9. 38 (1)	Virginia Tech	Sept. 30, 2006
38 (1)	Kentucky	Dec. 31, 2016

MOST TACKLES FOR LOSS

TFL	OPPONENT	DATE
1. 19	Notre Dame	Sept. 1, 2007
2. 18	Auburn	Sept. 6, 2003
3. 17	Maryland	Nov. 22, 1997
17	Clemson	Sept. 29, 2001
5. 16	NC State	Oct. 4, 2003
6. 15	Florida State	Dec. 1, 2001
15	NC State	Nov. 6, 2004
8. 14	Navy	Sept. 16, 2000
14	Clemson	Sept. 29, 2007
14	Gardner-Webb	Oct. 11, 2008



MOST PASS BREAK-UPS

Table with 3 columns: PBU, OPPONENT, DATE. Lists pass break-ups for 19 players.

MOST PENALTY YARDS

Table with 3 columns: YDS, OPPONENT, DATE. Lists penalty yards for 10 players.

LOWEST THIRD-DOWN CONVERSION

Table with 3 columns: PERCENTAGE, OPPONENT, DATE. Lists lowest third-down conversion percentages for 10 players.

MOST SACKS

Table with 3 columns: SKS, OPPONENT, DATE. Lists sacks for 11 players.

FEWEST PENALTY YARDS

Table with 3 columns: YDS, OPPONENT, DATE. Lists fewest penalty yards for 9 players.

MOST THIRD-DOWN ATTEMPTS

Table with 3 columns: 3D, OPPONENT, DATE. Lists most third-down attempts for 9 players.

MOST SACK YARDS

Table with 3 columns: YDS, OPPONENT, DATE. Lists most sack yards for 10 players.

MISCELLANEOUS

MOST THIRD-DOWN CONVERSIONS

Table with 3 columns: 3D, OPPONENT, DATE. Lists most third-down conversions for 9 players.

MOST FOURTH-DOWN CONVERSIONS

Table with 3 columns: 4D, OPPONENT, DATE. Lists most fourth-down conversions for 8 players.

PENALTIES

MOST PENALTIES

Table with 3 columns: PEN, OPPONENT, DATE. Lists most penalties for 12 players.

HIGHEST THIRD-DOWN CONVERSION

PERCENTAGE

Table with 3 columns: PCT, OPPONENT, DATE. Lists highest third-down conversion percentages for 10 players.

MOST FOURTH-DOWN ATTEMPTS

Table with 3 columns: 4D, OPPONENT, DATE. Lists most fourth-down attempts for 6 players.

FEWEST PENALTIES

Table with 3 columns: PEN, OPPONENT, DATE. Lists fewest penalties for 9 players.

FEWEST THIRD-DOWN CONVERSIONS

3D

Table with 3 columns: 3D, OPPONENT, DATE. Lists fewest third-down conversions for 3 players.

MOST TIME OF POSSESSION

Table with 3 columns: TOP, OPPONENT, DATE. Lists most time of possession for 10 players.

LOWEST TIME OF POSSESSION

	TOP	OPPONENT	DATE
1.	16:38	Alabama	Sept. 8, 1979
2.	17:15	Bowling Green	Sept. 30, 2023
3.	18:10	The Citadel	Sept. 14, 2019
4.	18:28	North Carolina	Oct. 8, 1994
5.	19:01	Clemson	Sept. 27, 1986
6.	19:08	Georgia	Nov. 24, 1979
7.	19:35	Arizona	Sept. 1, 1994
8.	19:44	Central Fla.	Sept. 24, 2022
9.	19:53	Navy	Nov. 12, 1977
10.	20:09	Georgia	Nov. 25, 1993

LONGEST SCORING DRIVES (PLAYS)

	PL	OPPONENT	DATE
1.	20	Duke	Nov. 1, 1975
	20	Navy	Nov. 15, 1975
	20	North Carolina	Nov. 11, 2006
	20 (FG)	North Carolina	Sept. 18, 2010
	20	Miami	Oct. 22, 2011
6.	19	Duke	Nov. 3, 1962
	19 (FG)	Army	Sept. 25, 1971
	19	Virginia	Oct. 15, 2011
9.	18	12 times, most recently:	
		North Carolina	Sept. 30, 2017

SHORTEST SCORING DRIVES (YARDS)

	YDS	OPPONENT	DATE
1.	-6 (FG)	Duke	Nov. 1, 1969
	-6 (FG)	Virginia	Nov. 19, 2016
	-6 (FG)	Pitt	Oct. 1, 2022
4.	-5 (FG)	Auburn	Oct. 15, 1977
	-5 (FG)	Georgia	Nov. 25, 2006
	-4 (FG)	Florida State	Sept. 12, 2020
7.	-2 (FG)	Notre Dame	Nov. 18, 1967
	-2 (FG)	Notre Dame	Nov. 8, 1975
	-2 (FG)	Clemson	Oct. 10, 2015
10.	-1 (FG)	Pittsburgh	Nov. 2, 2019

MOST PLAYERS TO SCORE TOUCHDOWN

	PL	OPPONENT	DATE
1.	9	Elon	Aug. 31, 2013
2.	8	Navy	Sept. 8, 2001
	8	Presbyterian	Sept. 8, 2012
	8	Tulane	Sept. 12, 2015
5.	7	Wake Forest	Nov. 21, 1998
	7	W. Carolina	Sept. 1, 2011
	7	Alabama A&M	Nov. 23, 2013
	7	Alcorn State	Sept. 3, 2015
9.	6	12 times	

LONGEST SCORING DRIVES (TIME)

	TOP	OPPONENT	DATE
1.	10:47	Virginia	Oct. 24, 2009
2.	10:32 (FG)	N. Carolina	Sept. 18, 2010
3.	10:30	N. Carolina	Nov. 11, 2006
4.	9:41	Middle Tenn.	Sept. 10, 2011
5.	9:31	Virginia	Oct. 15, 2011
6.	9:30	Navy	Nov. 15, 1975
7.	9:27	Florida State	Oct. 24, 1998
8.	9:25	Middle Tenn.	Sept. 10, 2011
9.	9:15	Miami	Oct. 22, 2011
10.	9:13	Duke	Nov. 1, 1975

MOST PLAYERS TO RUSH FOR**TOUCHDOWN**

	PL	OPPONENT	DATE
1.	6	Samford	Sept. 8, 2007
	6	Kansas	Sept. 17, 2011
	6	Presbyterian	Sept. 8, 2012
	6	Elon	Aug. 31, 2013
	6	Alabama A&M	Nov. 23, 2013
	6	Alcorn State	Sept. 3, 2015
	6	Tulane	Sept. 12, 2015
8.	5	W. Carolina	Sept. 1, 2011
	5	North Carolina	Nov. 10, 2012
	5	Pittsburgh	Oct. 25, 2014
	5	Louisville	Oct. 5, 2018

LONGEST SCORING DRIVES (YARDS)

	YDS	OPPONENT	DATE
1.	99	Tulane	Oct. 22, 1977
	99	Maryland	Oct. 8, 1988
	99	Samford	Sept. 4, 2004
	99	Elon	Aug. 31, 2013
	99	Pitt	Sept. 15, 2018
	99	Miami (Fla.)	Nov. 12, 2022
7.	98	South Carolina	Oct. 19, 1991
	98	N.M. State	Sept. 12, 1998
	98	Maryland	Nov. 18, 2000
	98	Middle Tenn.	Sept. 10, 2011
	98	Pitt	Dec. 10, 2020

MOST PLAYERS TO CATCH TOUCHDOWN

	PL	OPPONENT	DATE
1.	4	Clemson	Nov. 13, 1999
	4	Georgia	Nov. 27, 1999
	4	S.C. State	Sept. 9, 2023
	4	Bowling Green	Sept. 30, 2023
3.	3	31 times, most recently:	
		Louisville	Sept. 1, 2023

SHORTEST SCORING DRIVES (PLAYS)

	PL	OPPONENT	DATE
1.	1	118 times, most recently:	
		Syracuse	Nov. 18, 2023

SHORTEST SCORING DRIVES (TIME)

	TOP	OPPONENT	DATE
1.	0:03	Wake Forest	Sept. 20, 1997
	0:03	Connecticut	Sept. 7, 2002
	0:03	Duke	Oct. 15, 2005
	0:03	Duke	Nov. 14, 2009
5.	0:04	VMI	Nov. 8, 1986
	0:04	N.M. State	Sept. 12, 1998
	0:04	Navy	Sept. 16, 2000
8.	0:05	five times	

MOST PLAYERS TO THROW FOR**TOUCHDOWN**

	PL	OPPONENT	DATE
1.	3	Tulane	Oct. 27, 1956
	3	North Carolina	Nov. 17, 2007
3.	2	35 times, most recently:	
		Louisville	Oct. 9, 2020

RUSHING**MOST RUSHING ATTEMPTS**

ATT	TEAM	DATE
1.	79	Alabama Sept. 8, 1979
2.	78	Georgia Nov. 27, 1975
3.	75	Clemson Oct. 13, 1990
4.	73	Notre Dame Nov. 16, 1968
	73	Duke Oct. 30, 1976
	73	North Carolina Oct. 2, 1982
7.	72	North Carolina Oct. 4, 1980
	72	North Carolina Oct. 8, 1994
9.	71	The Citadel Sept. 14, 2019
10.	70	five times

FEWEST RUSHING ATTEMPTS

ATT	TEAM	DATE
1.	12	Virginia Oct. 24, 2009
2.	15	Samford Sept. 9, 2006
3.	16	Samford Sept. 4, 2004
	16	Boston College Oct. 20, 2012
5.	17	Wake Forest Nov. 4, 1995
	17	North Carolina Nov. 1, 2001
7.	18	Georgia Nov. 25, 2000
	18	North Carolina Sept. 26, 2009
9.	19	Wake Forest Sept. 14, 1996
	19	NC State Oct. 4, 2003

MOST RUSHING YARDS

YDS	TEAM	DATE
1.	431	Georgia Nov. 27, 1975
2.	411	Clemson Aug. 29, 2019
3.	399	Duke Oct. 30, 1976
4.	381	Auburn Oct. 20, 1979
5.	377	Auburn Oct. 19, 1985
6.	366	Tennessee Oct. 13, 1973
7.	361	Alabama Sept. 11, 1982
8.	357	Duke Nov. 2, 1968
	357	Tennessee Oct. 9, 1976
10.	353	Tennessee Oct. 13, 1979
	353	North Carolina Nov. 5, 2016

FEWEST RUSHING YARDS

YDS	TEAM	DATE
1.	-56	Tulsa Jan. 4, 2004
2.	-30	Maryland Sept. 28, 1995
3.	-20	Maryland Oct. 6, 1990
4.	-11	Navy Nov. 7, 1970
5.	-9	Florida Sept. 14, 1963
6.	-8	NC State Oct. 4, 2003
	-8	Notre Dame Sept. 1, 2007
8.	-5	Pittsburgh Nov. 2, 2013
9.	8	UCF Sept. 2, 2000
	8	Maryland Oct. 9, 2004

HIGHEST AVERAGE PER RUSH

AVG	TEAM	DATE
1.	9.5	Clemson Dec. 5, 2009
2.	8.4	Clemson Oct. 21, 2006
	8.4	Clemson Aug. 29, 2019
4.	8.1	North Carolina Nov. 5, 2016
5.	7.8	Florida State Nov. 2, 1996
6.	7.7	Georgia Nov. 28, 2009
7.	7.6	Tennessee Oct. 13, 1973
8.	7.5	Vanderbilt Oct. 31, 2009
	7.5	North Carolina Oct. 3, 2015
10.	7.3	at Miami Oct. 5, 2013

LOWEST AVERAGE PER RUSH

1.	-2.2	vs. Tulsa Jan. 4, 2004
2.	-1.3	Maryland Sept. 28, 1995
3.	-0.8	Maryland Oct. 6, 1990
4.	-0.4	NC State Oct. 4, 2003
5.	-0.3	Navy Nov. 7, 1970
6.	-0.2	Florida Sept. 14, 1963
	-0.2	Notre Dame Sept. 1, 2007
	-0.2	Pittsburgh Nov. 2, 2013
9.	0.2	Maryland Oct. 9, 2004
10.	0.3	UCF Sept. 2, 2000

MOST RUSHING TOUCHDOWNS

TD	TEAM	DATE
1.	6	Duke Nov. 2, 1968
	6	Georgia Nov. 30, 1968
	6	Alabama Sept. 11, 1982
	6	Ole Miss Sept. 17, 2022
5.	5	11 times, most recently: Clemson Aug. 29, 2019

PASSING**MOST PASSING ATTEMPTS**

ATT	TEAM	DATE
1.	65	Wake Forest Nov. 4, 1995
2.	64	Wake Forest Nov. 21, 1998
3.	63	Georgia Nov. 25, 2000
4.	62	Virginia Oct. 26, 2013
5.	61	Duke Nov. 15, 1997
6.	59	Virginia Oct. 26, 2002
7.	57	W. Carolina Oct. 12, 1985
	57	BYU Sept. 21, 2002
9.	56	Georgia Nov. 27, 1999
10.	54	Virginia Tech Sept. 30, 2006

FEWEST PASSING ATTEMPTS

ATT	TEAM	DATE
1.	1	Alabama Nov. 14, 1953
	1	Kentucky Sept. 20, 1958
3.	2	Alabama Nov. 15, 1958
	2	Auburn Oct. 17, 1959
5.	3	Florida Sept. 26, 1953
	3	Georgia Nov. 29, 1958
	3	Tennessee Nov. 11, 1961
	3	Alabama Nov. 16, 1963
9.	4	three times

MOST COMPLETIONS

CMP	TEAM	DATE
1.	43	Virginia Oct. 26, 2013
2.	42	Wake Forest Nov. 21, 1998
3.	41	Florida State Oct. 21, 1995
	41	Wake Forest Nov. 4, 1995
	41	Duke Nov. 15, 1997
	41	Virginia Oct. 26, 2002
7.	37	Georgia Nov. 25, 2000
8.	33	Florida State Oct. 18, 1997
	33	Clemson Oct. 17, 2020
10.	32	five times, most recently: Virginia Tech Nov. 12, 2016

FEWEST COMPLETIONS

CMP	TEAM	DATE
1.	0	Alabama Nov. 14, 1953
	0	Auburn Oct. 17, 1959
	0	Missouri Dec. 22, 1962
	0	Georgia Nov. 30, 1974
5.	1	Alabama Nov. 15, 1958
	1	Georgia Nov. 29, 1958
	1	Alabama Nov. 14, 1959
	1	Alabama Nov. 16, 1963

MOST PASSING YARDS

YDS	TEAM	DATE
1.	501	Wake Forest Nov. 4, 1995
2.	500	Clemson Oct. 17, 2020
3.	494	Wake Forest Nov. 21, 1998
4.	489	Florida State Oct. 18, 1997
	489	Duke Nov. 15, 1997
6.	463	Florida State Sept. 9, 2000
7.	453	Mississippi St. Dec. 31, 2014
8.	436	Miami Sept. 22, 2012
9.	435	at Georgia Nov. 25, 2000
	435	Boston College Sept. 15, 2007

FEWEST PASSING YARDS

YDS	TEAM	DATE
1.	-3	South Carolina Nov. 19, 1949
2.	-1	Georgia Nov. 29, 1958
3.	0	Alabama Nov. 14, 1953
	0	Auburn Oct. 17, 1959
	0	Missouri Dec. 22, 1962
	0	Georgia Nov. 30, 1974
7.	1	Florida Sept. 26, 1953
8.	6	Clemson Oct. 7, 1972
9.	9	South Carolina Oct. 7, 1978
10.	10	Alabama Nov. 15, 1958

MOST PASSING TOUCHDOWNS

TD	TEAM	DATE
1.	7	Clemson Oct. 17, 2020
2.	6	Duke Oct. 31, 1987
3.	5	Notre Dame Nov. 5, 1977
	5	Penn State Aug. 28, 1991
	5	Virginia Nov. 10, 2001
	5	Georgia Nov. 29, 2008
	5	Florida State Oct. 10, 2009
8.	4	18 times

MOST INTERCEPTIONS THROWN

INT	TEAM	DATE
1.	5	Tulane Oct. 24, 1970
	5	VMI Nov. 10, 1973
	5	Chattanooga Sept. 22, 1990
4.	4	21 times

HIGHEST COMPLETION PERCENTAGE

PCT	TEAM	DATE
1.	1.000 (1-1)	Kentucky Sept. 20, 1958
	.938 (15-16)	Duke Oct. 29, 1960
	.938 (15-16)	Syracuse Nov. 18, 2023
4.	.818 (27-33)	Duke Oct. 29, 1983
	.818 (9-11)	Georgia Nov. 28, 1987
6.	.804 (41-51)	Florida State Oct. 21, 1995
7.	.800 (4-5)	Georgia Nov. 27, 1976
	.800 (20-25)	at Miami Sept. 17, 2009
9.	.789 (15-19)	NC State Oct. 6, 1984
	.789 (15-19)	at Georgia Nov. 27, 2010

LOWEST COMPLETION PERCENTAGE

PCT	TEAM	DATE
1. .000 (0-2)	Auburn	Oct. 17, 1959
.000 (0-7)	Missouri	Dec. 22, 1962
.000 (0-7)	Georgia	Nov. 30, 1974
4. .143 (2-14)	Penn State	Nov. 12, 1966
5. .190 (4-21)	Florida	Sept. 22, 1979
6. .200 (3-15)	Clemson	Sept. 28, 1963
.200 (2-10)	Auburn	Oct. 19, 1985
8. .211 (4-19)	Texas A&M	Sept. 17, 1966
9. .214 (3-14)	Clemson	Oct. 13, 1990
10. .217 (5-23)	Clemson	Oct. 7, 1967

HIGHEST AVERAGE PER ATTEMPT

AVG	TEAM	DATE
1. 31.0	Kentucky	Sept. 20, 1958
2. 16.1	Virginia Tech	Nov. 10, 2011
3. 15.0	Maryland	Oct. 6, 2007
4. 14.7	at Miami	Oct. 5, 2013
5. 14.3	at Georgia	Nov. 27, 2010
6. 14.1	Baylor	Nov. 7, 1992
7. 13.9	Virginia Tech	Nov. 16, 2019
8. 13.5	Navy	Nov. 23, 1996
9. 13.2	Georgia	Nov. 25, 2017
10. 12.9	Auburn	Oct. 20, 1973
12.9	Georgia	Dec. 5, 1981
12.9	Georgia	Nov. 30, 2002

LOWEST AVERAGE PER ATTEMPT

AVG	TEAM	DATE
1. -0.3	Georgia	Nov. 29, 1958
2. 0.0	Auburn	Oct. 17, 1959
0.0	Missouri	Dec. 22, 1962
0.0	Georgia	Nov. 30, 1974
5. 0.5	Clemson	Oct. 17, 1972
6. 1.1	Tulane	Oct. 27, 1956
7. 1.2	Duke	Oct. 14, 1961
8. 1.3	South Carolina	Oct. 7, 1978
9. 1.5	The Citadel	Sept. 18, 1982
10. 1.6	Auburn	Oct. 21, 1978

HIGHEST AVERAGE PER COMPLETION

AVG	TEAM	DATE
1. 31.0	Kentucky	Sept. 20, 1958
2. 29.9	Virginia Tech	Nov. 10, 2011
3. 28.5	Alabama	Sept. 6, 1980
4. 26.8	Virginia	Oct. 13, 1984
5. 25.5	Maryland	Oct. 6, 2007
25.5	Duke	Sept. 9, 1978
7. 25.3	Baylor	Nov. 7, 1992
8. 24.8	Georgia	Nov. 27, 1982
9. 24.3	Tennessee	Oct. 12, 1963
10. 23.7	Tennessee	Nov. 10, 1956

LOWEST AVERAGE PER COMPLETION

AVG	TEAM	DATE
1. -1.0	Georgia	Nov. 29, 1958
2. 1.2	Clemson	Oct. 7, 1972
3. 3.3	Duke	Oct. 14, 1961
4. 3.5	Syracuse	Nov. 18, 2023
5. 4.0	Tulane	Oct. 27, 1956
6. 4.5	South Carolina	Oct. 7, 1978
7. 5.2	Auburn	Oct. 18, 1958
8. 5.3	Virginia Tech	Sept. 13, 2008
5.3	The Citadel	Sept. 18, 1982
10. 5.5	North Carolina	Oct. 5, 1985

TOTAL OFFENSE

MOST TOTAL OFFENSE YARDS

YDS	TEAM	DATE
1. 671	Clemson	Oct. 17, 2020
2. 667	Notre Dame	Nov. 5, 1977
3. 660	UCF	Sept. 19, 2020
4. 642	Florida State	Oct. 29, 2022
5. 636	North Carolina	Nov. 5, 2016
636	Virginia	Oct. 23, 2021
7. 632	Clemson	Aug. 29, 2019
8. 610	at Duke	Nov. 15, 1997
9. 609	Miami	Sept. 22, 2012
10. 605	Miss. State	Dec. 31, 2014

MOST TOTAL OFFENSE YARDS, HALF

YDS	TEAM	DATE
1. 473 (1st)	Clemson	Oct. 17, 2020
2. 410 (2nd)	Notre Dame	Nov. 5, 1977
3. 403 (1st)	Florida State	Oct. 10, 2009
4. 400 (2nd)	Duke	Nov. 15, 1997
5. 380 (1st)	N. Carolina	Nov. 5, 2016
6. 375 (2nd)	Wake Forest	Nov. 21, 1998
7. 372 (2nd)	Miami	Sept. 22, 2012
8. 371 (1st)	Virginia	Oct. 17, 1998
9. 367 (1st)	Georgia	Dec. 5, 1981
10. 360 (1st)	Florida State	Oct. 29, 2022

FEWEST TOTAL OFFENSE YARDS

YDS	TEAM	DATE
1. 32	Florida	Sept. 14, 1963
2. 51	Citadel	Sept. 20, 1952
3. 67	Duke	Oct. 14, 1961
4. 73	Davidson	Sept. 19, 1953
5. 76	Florida	Sept. 26, 1953
6. 82	Maryland	Oct. 9, 2004
7. 84	Chattanooga	Sept. 10, 1988
8. 87	at Vanderbilt	Oct. 27, 1951
9. 89	Texas A&M	Sept. 17, 1966
10. 90	SMU	Sept. 28, 1957

FEWEST TOTAL OFFENSE YARDS, HALF

YDS	TEAM	DATE
1. -9 (2nd)	Tulane	Oct. 28, 1961
2. -6 (1st)	Florida	Sept. 14, 1963
3. 16 (2nd)	Maryland	Oct. 9, 2004
4. 20 (1st)	Tulsa	Jan. 4, 2004
5. 22 (2nd)	Texas A&M	Sept. 17, 1966
22 (2nd)	Samford	Sept. 9, 2006
22 (2nd)	Duke	Nov. 10, 2007
8. 23 (2nd)	Florida	Sept. 29, 1962
23 (2nd)	Miami	Sept. 26, 1964
10. 25 (1st)	Georgia	Dec. 1, 1962

MOST OFFENSIVE PLAYS

PL	TEAM	DATE
1. 99	at Duke	Nov. 2, 1968
99	at Notre Dame	Nov. 5, 1977
3. 98	at Georgia	Nov. 30, 1968
4. 97	South Carolina	Sept. 11, 1976
97	Georgia (OT)	Nov. 27, 1999
97	North Carolina	Oct. 5, 2019
7. 96	Duke	Oct. 31, 1987
96	North Carolina	Oct. 8, 1994
9. 95	Air Force	Nov. 11, 1978
95	North Carolina	Oct. 4, 1980

FEWEST OFFENSIVE PLAYS

PL	TEAM	DATE
1. 31	SMU	Sept. 28, 1957
2. 36	Miami	Sept. 26, 1964
3. 42	Duke	Nov. 2, 1957
42	Duke	Oct. 14, 1961
5. 44	Tulane	Oct. 27, 1956
44	North Carolina	Sept. 26, 2009
44	Virginia	Oct. 24, 2009
8. 45	four times	

HIGHEST AVERAGE YARDS PER PLAY

YDS	TEAM	DATE
1. 10.4	Miami	Oct. 5, 2013
2. 9.8	Ole Miss	Sept. 16, 2023
3. 9.1	North Carolina	Nov. 5, 2016
4. 8.9	Georgia	Nov. 27, 2010
5. 8.7	Virginia	Oct. 23, 2021
6. 8.2	Florida State	Oct. 10, 2009
8.2	Clemson	Nov. 14, 2013
8. 8.1	Virginia	Sept. 19, 1992
8.1	Clemson	Dec. 5, 2009
10. 8.0	North Carolina	Sept. 19, 1987
8.0	Miami	Oct. 4, 2014
8.0	North Carolina	Oct. 28, 2023

LOWEST AVERAGE YARDS PER PLAY

YDS	TEAM	DATE
1. 0.6	Florida	Sept. 14, 1963
2. 1.3	Maryland	Oct. 9, 2004
3. 1.5	Chattanooga	Sept. 10, 1988
4. 1.6	Duke	Oct. 14, 1961
5. 1.9	Tulane	Oct. 28, 1961
1.9	Florida	Sept. 29, 1962
1.9	Clemson	Sept. 28, 1963
1.9	Texas A&M	Sept. 17, 1966
1.9	Notre Dame	Sept. 1, 2007
10. 2.1	three times	

MOST FIRST DOWNS

FD	TEAM	DATE
1. 38	Duke	Oct. 31, 1987
2. 37	Florida State	Oct. 2, 1993
37	Wake Forest	Nov. 21, 1998
4. 36	Duke	Nov. 2, 1968
5. 34	Notre Dame	Nov. 5, 1977
34	Duke	Nov. 15, 1997
34	North Carolina	Oct. 5, 2019
8. 33	Georgia	Nov. 27, 1999
9. 32	North Carolina	Oct. 2, 1982
32	Virginia	Oct. 26, 2013
32	Virginia	Oct. 23, 2021
32	Florida State	Oct. 29, 2022

FEWEST FIRST DOWNS

FD	TEAM	DATE
1. 3	SMU	Sept. 28, 1957
2. 5	Miami	Sept. 26, 1964
5	Duke	Oct. 14, 1961
5	Tulane	Oct. 27, 1956
5. 6	eight times; most recently:	
	Connecticut	Sept. 17, 2005

**MOST FIRST DOWNS BY RUSHING**

FD	TEAM	DATE
1.	25	Georgia Nov. 27, 1975
2.	23	North Carolina Oct. 2, 1982
3.	22	Duke Nov. 2, 1968
	22	Georgia Nov. 29, 1986
5.	21	Clemson Sept. 28, 1974
	21	Alabama Sept. 8, 1979
	21	Tennessee Oct. 13, 1979
	21	Memphis Sept. 26, 1981
	21	Georgia Dec. 5, 1981
	21	The Citadel Sept. 14, 2019

FEWEST FIRST DOWNS BY RUSHING

FD	TEAM	DATE
1.	1	13 times, most recently: Wake Forest Nov. 7, 2009

MOST FIRST DOWNS BY PASSING

FD	TEAM	DATE
1.	27	Wake Forest Nov. 21, 1998
2.	26	Wake Forest Nov. 4, 1995
3.	23	Duke Nov. 15, 1997
4.	22	at Virginia Oct. 26, 2013
5.	21	Duke Oct. 31, 1987
	21	Utah Dec. 29, 2005
7.	20	Clemson Oct. 17, 2020
8.	19	Florida State Sept. 9, 2000
	19	Virginia Oct. 26, 2002
	19	Georgia Nov. 29, 2008
	19	Miami Sept. 22, 2012
	19	North Carolina Oct. 5, 2019

FEWEST FIRST DOWNS BY PASSING

FD	TEAM	DATE
1.	0	Kentucky Sept. 21, 1957
	0	Georgia Nov. 29, 1958
	0	Duke Oct. 14, 1961
	0	Missouri Dec. 22, 1962
	0	Tennessee Oct. 9, 1971
	0	Georgia Nov. 30, 1974
7.	1	19 times

LARGEST FIRST DOWN MARGIN

FD	TEAM	DATE
1.	28 (37-9)	Florida State Oct. 2, 1993
2.	26 (34-8)	Notre Dame Nov. 5, 1977
3.	24 (32-8)	N. Carolina Oct. 2, 1982
4.	22 (28-6)	N. Carolina Oct. 4, 1980
5.	22 (29-7)	Clemson Oct. 17, 2020
6.	20 (28-8)	Florida State Oct. 18, 1997
	20 (34-14)	North Carolina Oct. 5, 2019
8.	18 (29-11)	Georgia Nov. 27, 1975
	18 (31-13)	Ole Miss Sept. 17, 2022
10.	17	five times

SCORING**POINTS SCORED****MOST POINTS, MODERN ERA**

PTS	TEAM	DATE
1.	73	Clemson Oct. 17, 2020
2.	69	Notre Dame Nov. 5, 1977
3.	55	Clemson Nov. 14, 2013
	55	Virginia Sept. 19, 1992
	55	Notre Dame Nov. 20, 2021
6.	54	Alabama Nov. 18, 1950
7.	52	Clemson Aug. 29, 2019
	52	Georgia Nov. 30, 2019
9.	51	Florida State Oct. 2, 1993
	51	Georgia Nov. 30, 2002
	51	Virginia Tech Sept. 24, 2005

MOST POINTS, HISTORIC

PTS	TEAM	DATE
1.	94	Auburn Nov. 17, 1894
2.	73	Clemson Oct. 17, 1903

FEWEST POINTS, MODERN ERA

PTS	TEAM	DATE
1.	0	Most recently: Alcorn State Sept. 1, 2018

MOST POINTS, HALF

PTS	TEAM	DATE
1.	52 (1st)	Clemson Oct. 17, 2020
2.	48 (2nd)	Notre Dame Nov. 5, 1977
3.	45 (1st)	Notre Dame Nov. 20, 2021
4.	42 (1st)	Pittsburgh Oct. 2, 2021
5.	41 (1st)	Auburn Oct. 20, 1984
6.	38 (1st)	Ole Miss Dec. 30, 1971
	38 (1st)	Duke Oct. 12, 2019
	38 (2nd)	Ole Miss Sept. 16, 2023
9.	35 (2nd)	Miami Nov. 10, 1967
	35 (2nd)	Florida State Oct. 2, 1993
	35 (1st)	LSU Dec. 31, 2008
	35 (1st)	Florida State Oct. 10, 2009

MOST POINTS, QUARTER

PTS	TEAM	DATE
1.	35 (2nd)	Clemson Oct. 17, 2020
2.	31 (2nd)	Auburn Oct. 20, 1984
3.	28 (2nd)	Mississippi Dec. 30, 1971
	28 (2nd)	Florida State Nov. 2, 1996
	28 (2nd)	Clemson Nov. 13, 1999
	28 (2nd)	LSU Dec. 31, 2008
7.	27 (4th)	Notre Dame Nov. 5, 1977
	27 (4th)	Georgia Nov. 25, 1993
	27 (4th)	Duke Nov. 15, 1997
10.	25	three times

MOST POINTS BY AN UNRANKED TEAM

PTS	TEAM	DATE
1.	52	Pittsburgh Nov. 2, 2021
2.	50	North Carolina Nov. 10, 2012
3.	49	Miami Nov. 10, 1967
	49	Middle Tenn. Sept. 29, 2012
5.	48	Duke Oct. 31, 1987
	48	Georgia Nov. 25, 1994
	48	North Carolina Oct. 18, 2014
	48	Boston College Oct. 24, 2020
9.	47	Clemson Sept. 29, 2001
10.	46	Duke Nov. 2, 1968

FEWEST POINTS BY A RANKED TEAM

PTS	TEAM	DATE
1.	0	Tulane Oct. 27, 1956
	0	Florida Nov. 24, 1956
	0	Kentucky Sept. 21, 1957
	0	SMU Sept. 28, 1957
	0	Duke Nov. 2, 1957
	0	Clemson Nov. 8, 1958
	0	Michigan State Sept. 18, 1971
	0	South Carolina Oct. 15, 1988
9.	3	six times

MOST POINTS AT GEORGIA TECH

PTS	TEAM	DATE
1.	73	Clemson Oct. 17, 2020
2.	52	Georgia Nov. 30, 2019
	52	Pittsburgh Oct. 2, 2021
4.	49	Florida State Nov. 2, 1996
	49	Middle Tenn. Sept. 29, 2012
	49	Clemson Sept. 22, 2018
	49	UCF Sept. 19, 2020
8.	48	Georgia Nov. 27, 1999
9.	47	Clemson Sept. 29, 2001
10.	45	Florida Sept. 20, 1980
	45	Alabama Sept. 11, 1982
	45	NC State Sept. 25, 2010
	45	Virginia Tech Nov. 16, 2019
	45	Georgia Nov. 27, 2021

MOST POINTS AT TEAM

PTS	TEAM	DATE
1.	69	Notre Dame Nov. 5, 1977
2.	55	Virginia Sept. 19, 1992
	55	Clemson Nov. 14, 2013
	55	Notre Dame Nov. 20, 2021
5.	52	Clemson Aug. 20, 2019
6.	51	Florida State Oct. 2, 1993
	51	Georgia Nov. 30, 2002
	51	Virginia Tech Sept. 24, 2005
9.	50	North Carolina Nov. 10, 2012
10.	49	Miami Nov. 10, 1967
	49	South Florida Sept. 8, 2018

FEWEST POINTS AT TEAM

PTS	TEAM	DATE
1.	0	Duke Nov. 3, 1956
	0	Florida Nov. 24, 1956
	0	Georgia Dec. 1, 1956
	0	Tulane Oct. 28, 1961
	0	Florida Sept. 29, 1962
	0	Tulane Oct. 25, 1975
	0	Duke Nov. 2, 1985
	0	North Carolina Nov. 11, 2006
9.	3	five times

MOST POINTS IN LOSS

PTS	TEAM	DATE
1.	50	North Carolina Nov. 10, 2012
2.	48	Georgia Nov. 27, 1999
3.	44	Florida State Oct. 10, 2009
4.	42	Clemson Nov. 13, 1999
	42	Georgia Nov. 29, 2008
	42	North Carolina Oct. 28, 2023
7.	38	Virginia Nov. 3, 1990
	38	Duke Nov. 15, 1997
	38	Virginia Oct. 17, 1998
	38	Wake Forest Nov. 21, 1998
10.	35	NC State Oct. 1, 2011
	35	Duke Oct. 29, 2016



FEWEST POINTS IN WIN

PTS	TEAM	DATE
1. 3	Auburn	Oct. 19, 1957
2. 6	Tennessee	Nov. 10, 1956
6	Duke	Oct. 29, 1960
4. 7	Georgia	Nov. 30, 1957
7	Auburn	Oct. 17, 1959
7	Georgia	Nov. 26, 1960
7	LSU	Oct. 5, 1963
7	Georgia	Nov. 28, 1964
9. 9	five times	

MOST NON-OFFENSIVE TOUCHDOWNS

TD	TEAM	DATE
1. 3	IR/IR/BK	Virginia Tech Sept. 24, 2005
2. 2	PR/BP	South Carolina Sept. 11, 1971
2	IR/PR	Rice Sept. 30, 1972
2	IR/PR	Florida Sept. 20, 1980
2	KR/PR	Clemson Sept. 26, 1987
2	FR/IR	Auburn Oct. 17, 1987
2	BP/IR	Wake Forest Nov. 21, 1987
2	IR/IR	NC State Oct. 5, 1991
2	IR/BP	Florida State Nov. 2, 1996
2	KR/FR	North Carolina Sept. 26, 1998
2	IR/KR	NC State Nov. 4, 2006
2	FR/FR	Miami Oct. 1, 2016
2	KR/KR	South Florida Sept. 8, 2018
2	IR/FR	Notre Dame Nov. 20, 2021

MOST PATs ATTEMPTED

PAT	TEAM	DATE
1. 10	Clemson	Oct. 17, 2020
2. 9	Notre Dame	Nov. 5, 1977
3. 7	Miami	Nov. 10, 1967
7	Virginia	Sept. 19, 1992
7	Florida State	Oct. 2, 1993
7	Florida State	Nov. 2, 1996
7	Middle Tenn.	Sept. 29, 2012
7	at Clemson	Nov. 14, 2013
7	South Florida	Sept. 8, 2018
7	Clemson	Sept. 22, 2018
7	UCF	Sept. 19, 2020
7	Pittsburgh	Oct. 2, 2021
7	Notre Dame	Nov. 20, 2021

LARGEST FIRST-QUARTER LEAD

MARGIN	TEAM	DATE
1. 24 (24-0)	Notre Dame	Nov. 20, 2021
2. 21 (21-0)	Notre Dame	Nov. 15, 1969
21 (21-0)	Purdue	Dec. 25, 1978
21 (21-0)	Louisville	Oct. 5, 2018
5. 19 (19-0)	Miami	Sept. 22, 2012
6. 17 (17-0)	Alabama	Nov. 15, 1958
17 (17-0)	Georgia	Nov. 30, 1968
17 (17-0)	Auburn	Oct. 19, 1974
17 (17-0)	Georgia	Nov. 30, 2019
17 (17-0)	Syracuse	Sept. 26, 2020

MOST TWO-POINT CONVERSIONS

ATTEMPTED	2P	TEAM	DATE
1. 3 (1-3)	3	Alabama	Sept. 8, 1979
3 (0-3)	3	Virginia	Nov. 10, 2001
3 (1-3)	3	Duke	Sept. 26, 2015
4. 2	16	times	

MOST PATs MISSED

PAT	TEAM	DATE
1. 2	Notre Dame	Nov. 18, 1967
2	Tulane	Oct. 26, 1968
2	Duke	Nov. 2, 1968
2	Duke	Nov. 4, 1972
2	Navy	Nov. 17, 1973
2	Navy	Nov. 13, 1976
2	Notre Dame	Nov. 5, 1977

LARGEST HALFTIME LEAD

MARGIN	TEAM	DATE
1. 45 (52-7)	Clemson	Oct. 17, 2020
45 (45-0)	Notre Dame	Nov. 20, 2021
3. 41 (41-0)	Auburn	Oct. 20, 1984
4. 34 (34-0)	Georgia	Dec. 5, 1981
34 (34-0)	Georgia	Nov. 30, 2002
6. 32 (38-6)	vs. Mississippi	Dec. 30, 1971
32 (35-3)	vs. LSU	Dec. 31, 2008
8. 31 (31-0)	Alabama	Sept. 11, 1982
31 (31-0)	Virginia Tech	Nov. 16, 2019
10. 28 (28-0)	Georgia	Nov. 27, 1975
28 (28-0)	Clemson	Aug. 29, 2019
28 (42-14)	Pittsburgh	Oct. 2, 2021

KICKING

MOST FIELD GOALS MADE

FGM	TEAM	DATE
1. 6	Georgia	Nov. 24, 2001
2. 5	Virginia	Nov. 22, 2003
3. 4	13 times, most recently:	
	Louisville	Sept. 1, 2023

MOST FIELD GOALS ATTEMPTED

FGA	TEAM	DATE
1. 6	Georgia	Nov. 24, 1979
6	Clemson	Oct. 13, 1990
6	NC State	Oct. 3, 1992
6	Georgia	Nov. 24, 2001
5. 5	Georgia	Nov. 30, 1985
5	Boston Coll.	Nov. 25, 1989
5	Wake Forest	Nov. 14, 1992
5	Virginia	Nov. 22, 2003
5	NC State	Nov. 4, 2006
5	Clemson	Sept. 29, 2007
5	N. Carolina	Nov. 17, 2007
5	Virginia Tech	Nov. 30, 2021

MOST TOUCHDOWNS SCORED, GAME

TD	TEAM	DATE
1. 10	Notre Dame	Nov. 5, 1977
10	Clemson	Oct. 17, 2020
3. 7	15 times, most recently:	
	Notre Dame	Nov. 20, 2021

MOST TOUCHDOWNS SCORED, QUARTER

TD	TEAM	DATE
1. 5 (2nd)	Clemson	Oct. 17, 2020
2. 4	10 times, most recently:	
(2nd)	at Duke	Oct. 12, 2019

MOST TOUCHDOWNS SCORED, HALF

TD	TEAM	DATE
1. 7 (2nd)	Notre Dame	Nov. 5, 1977
7 (1st)	Clemson	Oct. 17, 2020
3. 5	11 times, most recently:	
(2nd)	Ole Miss	Sept. 16, 2023

MOST PATs MADE

PAT	TEAM	DATE
1. 10	Clemson	Oct. 17, 2020
2. 7	Miami	Nov. 10, 1967
7	Notre Dame	Nov. 5, 1977
7	Virginia	Sept. 19, 1992
7	Florida State	Nov. 2, 1996
7	Middle Tenn.	Sept. 29, 2012
7	at Clemson	Nov. 14, 2013
7	Georgia	Aug. 29, 2019
7	UCF	Sept. 19, 2020
7	Pittsburgh	Oct. 2, 2021
7	Notre Dame	Nov. 20, 2021

PUNTING

MOST PUNTS

P	TEAM	DATE
1. 13	SMU	Sept. 28, 1957
2. 12	Tennessee	Nov. 10, 1956
12	Penn State	Nov. 12, 1966
12	Clemson	Oct. 7, 1967
12	Florida	Sept. 22, 1979
12	Duke	Nov. 10, 2007
7. 11	11 times	

FEWEST PUNTS

P	TEAM	DATE
1. 0	Rice	Sept. 24, 1960
0	Miss. State	Oct. 3, 2009
0	Georgia	Nov. 28, 2009
0	at Clemson	Dec. 5, 2009
0	at Florida St.	Oct. 29, 2022
6. 1	22 times, most recently:	
	Georgia	Nov. 25, 2023

MOST PUNT YARDS

YDS	TEAM	DATE
1. 558	SMU	Sept. 28, 1957
2. 483	Florida	Sept. 29, 1972
3. 480	Chattanooga	Sept. 10, 1988
4. 472	Clemson	Oct. 7, 1967
5. 470	Tennessee	Nov. 10, 1956
6. 467	Penn State	Nov. 12, 1966
7. 458	Gardner-Webb	Oct. 11, 2008
8. 450	Duke	Nov. 10, 2007
9. 449	Tennessee	Oct. 11, 1958
10. 447	Maryland	Oct. 9, 2004



FEWEST PUNT YARDS

YDS	TEAM	DATE
1. 0 (0)	Rice	Sept. 24, 1960
0 (0)	Miss. State	Oct. 3, 2009
0 (0)	Georgia	Nov. 28, 2009
0 (0)	Clemson	Dec. 5, 2009
0 (0)	Florida State	Oct. 29, 2022
6. 21 (1)	Duke	Nov. 2, 1968
7. 24 (2)	vs. Fresno St.	Dec. 31, 2007
8. 31 (1)	Virginia	Sept. 20, 1986
9. 31 (1)	North Carolina	Nov. 5, 2016
10. 32 (1)	North Carolina	Oct. 16, 1993
32 (1)	Georgia	Nov. 27, 2021

MOST PUNT RETURN YARDS

YDS	TEAM	DATE
1. 227	Clemson	Sept. 26, 1987
2. 188	Virginia Tech	Nov. 5, 2022
3. 158	Duke	Oct. 8, 2022
4. 143	South Carolina	Sept. 11, 1971
5. 138	Georgia	Dec. 1, 1984
6. 130	Clemson	Oct. 28, 2000
7. 124	Duke	Nov. 4, 1972
8. 118	Georgia	Dec. 2, 1978
9. 104	Auburn	Oct. 16, 1982
10. 96	Clemson	Sept. 14, 2002

MOST KICKOFF RETURN YARDS

YDS	TEAM	DATE
1. 267	North Carolina	Nov. 10, 2012
2. 266	South Florida	Sept. 8, 2018
3. 216	Miss. State	Oct. 3, 2009
4. 210	Duke	Oct. 29, 1966
5. 205	Virginia	Nov. 4, 2017
6. 204	W. Carolina	Sept. 1, 2011
7. 202	Vanderbilt	Oct. 31, 2009
8. 198	North Carolina	Sept. 26, 1998
9. 190	Samford	Sept. 8, 2007
10. 189	Nebraska	Jan. 1, 1991

HIGHEST AVERAGE

MINIMUM TWO ATTEMPTS

AVG	TEAM	DATE
1. 60.5	Tennessee	Oct. 27, 1984
2. 56.4	Wake Forest	Nov. 5, 2005
3. 54.8	Pittsburgh	Sept. 18, 1976
4. 54.0	BYU	Oct. 27, 2012
5. 53.7	Auburn	Oct. 16, 1965
6. 52.5	Duke	Oct. 30, 1965
52.5	Duke	Nov. 17, 2012
8. 51.7	North Carolina	Nov. 10, 2012
9. 50.4	Notre Dame	Sept. 2, 2006
10. 50.3	North Carolina	Oct. 9, 1999

HIGHEST PUNT RETURN AVERAGE

MINIMUM TWO ATTEMPTS

AVG	TEAM	DATE
1. 39.5	Duke	Oct. 8, 2022
2. 38.5	NC State	Oct. 11, 1997
3. 34.0	Miami	Oct. 19, 2019
4. 31.0	Tulane	Oct. 9, 1965
5. 30.0	Pittsburgh	Sept. 21, 1974
30.0	Georgia	Nov. 26, 1966
7. 29.5	Georgia	Dec. 2, 1978
8. 29.0	The Citadel	Sept. 18, 1982
9. 28.6	South Carolina	Sept. 11, 1971
10. 28.5	Tennessee	Oct. 25, 1986

HIGHEST KICK RETURN AVERAGE

MINIMUM TWO ATTEMPTS

AVG	TEAM	DATE
1. 71.5	LSU	Oct. 6, 1962
2. 60.0	Clemson	Sept. 27, 1986
3. 53.5	Duke	Sept. 26, 2015
4. 52.3	Maryland	Oct. 7, 2006
5. 48.0	Clemson	Sept. 26, 1987
6. 44.3	South Florida	Sept. 8, 2018
7. 43.0	Auburn	Oct. 16, 1971
8. 42.5	Clemson	Nov. 12, 1994
9. 42.0	Wake Forest	Nov. 17, 2001
10. 41.5	Virginia	Sept. 16, 1993

LOWEST AVERAGE

MINIMUM TWO ATTEMPTS

AVG	TEAM	DATE
1. 12.0	vs. Fresno St.	Dec. 31, 2007
2. 23.0	BYU	Aug. 28, 2003
3. 24.3	Georgia	Nov. 30, 1957
24.3	Alabama	Sept. 15, 1984
5. 24.5	Duke	Oct. 30, 1971
6. 24.6	vs. Iowa State	Dec. 18, 1972
7. 25.0	Baylor	Nov. 6, 1993
25.0	NC State	Oct. 10, 1998
9. 25.2	Tulane	Oct. 28, 1961
10. 25.5	Tulane	Oct. 26, 1957
25.5	Kentucky	Dec. 31, 2016

LOWEST PUNT RETURN AVERAGE

MINIMUM TWO ATTEMPTS

AVG	TEAM	DATE
1. -4.5	Navy	Nov. 16, 1974
2. -4.0	Samford	Sept. 8, 2007
3. -3.3	Navy	Sept. 16, 2000
4. -3.0	Virginia	Sept. 22, 2007
-3.0	Presbyterian	Sept. 8, 2012
6. -2.3	Georgia	Nov. 24, 2007
7. -2.0	Virginia	Sept. 21, 2006
8. -1.7	Tennessee	Oct. 13, 1973
9. -1.0	Baylor	Nov. 6, 1993
10. -1.0	Notre Dame	Sept. 1, 2007
-1.0	Pittsburgh	Oct. 17, 2015
-1.0	Duke	Nov. 18, 2017

LOWEST KICK RETURN AVERAGE

MINIMUM TWO ATTEMPTS

AVG	TEAM	DATE
1. 2.5	Georgia	Nov. 26, 1966
2. 3.5	Virginia	Nov. 20, 2004
3. 5.0	Georgia	Nov. 28, 1998
4. 6.2	Clemson	Sept. 25, 1976
5. 6.5	Clemson	Sept. 27, 1975
6. 6.5	Wake Forest	Nov. 16, 1985
7. 6.5	South Carolina	Oct. 19, 1991
8. 6.7	Georgia	Nov. 27, 1975
9. 7.0	Duke	Sept. 26, 1996
10. 7.3	Wake Forest	Nov. 13, 1982

DEFENSE

PUNT RETURNS

MOST PUNT RETURNS

PR	TEAM	DATE
1. 11	Clemson	Sept. 26, 1987
2. 7	Tennessee	Oct. 10, 1959
7	Miami	Sept. 26, 1970
7	Duke	Nov. 4, 1972
7	Tulane	Oct. 27, 1979
7	North Carolina	Oct. 4, 1980
7	Maryland	Oct. 10, 1992
7	Wake Forest	Nov. 14, 1992
7	Virginia Tech	Nov. 5, 2022
10. 6	17 times	

KICK RETURNS

MOST KICKOFF RETURNS

KR	TEAM	DATE
1. 11	Samford	Sept. 8, 2007
11	North Carolina	Nov. 10, 2012
3. 10	Duke	Oct. 29, 1966
10	The Citadel	Sept. 12, 1987
10	W. Carolina	Sept. 1, 2011
10	Kansas	Sept. 17, 2011
7. 9	NC State	Oct. 11, 1986
9	Duke	Oct. 27, 1990
9	Vanderbilt	Oct. 31, 2009
10. 8	nine times	

MOST INTERCEPTIONS

INT	TEAM	DATE
1. 7	Wake Forest	Nov. 21, 1987
2. 6	vs. Fresno St.	Dec. 31, 2002
3. 5	Tennessee	Nov. 7, 1964
5	Rice	Sept. 30, 1972
5	Duke	Oct. 30, 1976
5	Virginia Tech	Nov. 1, 2007
7. 4	18 times, most recently: Clemson	Nov. 11, 2023

MOST INTERCEPTION RETURN YARDS

YDS	TEAM	DATE
1. 186 (4)	S. Carolina	Sept. 15, 1973
2. 179 (4)	Notre Dame	Nov. 15, 1969
3. 143 (5)	Rice	Sept. 30, 1972
4. 119 (4)	Tennessee	Oct. 10, 1970
5. 114 (4)	Syracuse	Sept. 26, 2020
6. 109 (2)	California	Sept. 16, 1978
7. 104 (3)	NC State	Nov. 6, 2004
8. 99 (4)	Miami (Fla.)	Nov. 12, 2022
9. 95 (5)	Tennessee	Nov. 7, 1964
10. 94 (4)	USC	Sept. 22, 1973

MOST SACKS

SKS	TEAM	DATE
1. 8	Auburn	Oct. 17, 1987
8	Virginia	Oct. 20, 2022
3. 7	Ole Miss	Sept. 17, 2022
4. 6	Clemson	Sept. 24, 1983
6	Clemson	Sept. 26, 1987
6	Virginia	Oct. 15, 1994
6	Florida State	Sept. 13, 2003
6	Clemson	Sept. 11, 2004
6	Virginia	Nov. 20, 2004
6	Notre Dame	Nov. 20, 2021

MOST SACK YARDS

YDS	TEAM	DATE
1. 66 (8)	Auburn	Oct. 17, 1987
2. 56 (6)	Clemson	Sept. 11, 2004
3. 55 (5)	Clemson	Sept. 14, 2002
4. 52 (6)	Notre Dame	Nov. 20, 2021
5. 51 (3)	Chattanooga	Nov. 9, 1985
6. 50 (8)	Virginia	Oct. 20, 2022
7. 48 (6)	Clemson	Sept. 24, 1983
8. 48 (5)	Florida State	Nov. 5, 1994
9. 47 (5)	Tennessee	Oct. 24, 1987
47 (3)	Chattanooga	Sept. 10, 1988

MOST FUMBLE RETURNS

FR	TEAM	DATE
1. 3	Florida State	Oct. 24, 1998
2. 2	Wake Forest	Nov. 21, 1998
2	Maryland	Oct. 11, 2001
2	Jacksonville St.	Sept. 5, 2009
2	Georgia	Nov. 27, 2010
2	Miami	Oct. 1, 2016
2	Clemson	Aug. 29, 2019
2	Temple	Sept. 29, 2019
2	NC State	Nov. 21, 2019
2	Central Fla.	Sept. 24, 2022

MOST FUMBLE RETURN YARDS

YDS	TEAM	DATE
1. 104 (2)	Central Fla.	Sept. 24, 2022
2. 91 (1)	Presbyterian	Sept. 8, 2012
3. 81 (1)	North Carolina	Sept. 26, 1998
4. 79 (1)	Pittsburgh	Nov. 2, 2019
5. 74 (2)	Temple	Sept. 28, 2019
6. 49 (2)	Maryland (OT)	Oct. 11, 2001
49 (1)	Georgia	Nov. 24, 2012
8. 46 (1)	UCF	Oct. 26, 1996
46 (1)	Miami	Nov. 21, 2015
10. 35 (2)	Miami	Oct. 1, 2008

BLOCKED KICKS / PUNTS

BLK	TEAM	DATE
1. 3 FG/FG/PAT	Florida State	Sept. 12, 2020
1. 2 FG/PAT	Kentucky	Sept. 21, 1957
2 P/P	Auburn	Oct. 19, 1974
2 PAT/FG	Duke	Nov. 1, 1975
2 PAT/P	Georgia	Nov. 26, 1977
2 FG/FG	W. Carolina	Nov. 4, 1989
2 P/P	Clemson	Sept. 5, 2022

MOST DEFENSIVE TOUCHDOWNS

TD	TEAM	DATE
1. 2 FR/IR	Auburn	Oct. 17, 1987
2 BP/IR	Wake Forest	Nov. 21, 1987
2 IR/IR	NC State	Oct. 5, 1991
2 IR/IR	Virginia Tech	Sept. 24, 2005
2 FR/FR	Miami	Oct. 1, 2016
2 IR/FR	Notre Dame	Nov. 20, 2021

TURNOVERS**MOST FUMBLES**

FUM	TEAM	DATE
1. 9	Clemson	Sept. 28, 1963
2. 8	Furman	Sept. 2, 1995
3. 7	Tennessee	Oct. 9, 1971
7	Tennessee	Oct. 8, 1977
7	Tulsa	Jan. 4, 2004
6. 6	seven times	

MOST FUMBLES LOST

FL	TEAM	DATE
1. 6	Furman	Sept. 2, 1995
6	Tulsa	Jan. 4, 2004
6	Pittsburgh	Oct. 25, 2014
4. 5	LSU	Oct. 13, 1956
5	Georgia	Nov. 25, 1967
5	Tennessee	Oct. 12, 1968
5	Tennessee	Oct. 10, 1970
8. 4	16 times	

MOST TURNOVERS

TO	TEAM	DATE
1. 8	Tulane	Oct. 24, 1970
8	VMI	Nov. 10, 1973
8	Virginia	Sept. 20, 1986
4. 7	LSU	Oct. 13, 1956
7	Notre Dame	Nov. 7, 1959
7	Clemson	Sept. 28, 1963
7	Tulane	Oct. 25, 1975
7	Memphis	Sept. 27, 1980
7	Chattanooga	Sept. 22, 1990
7	Wake Forest	Nov. 17, 1990

MOST TOTAL PLAYS WITHOUT A**TURNOVER**

PL	TEAM	DATE
1. 92	Wake Forest	Oct. 5, 2002
2. 90	Duke	Oct. 9, 2021
3. 85	North Carolina	Oct. 2, 1982
85	Georgia	Nov. 25, 1993
5. 83	Clemson	Sept. 26, 1992
83	North Carolina	Oct. 16, 1993
83	Ga. Southern	Oct. 15, 2016
8. 82	South Carolina	Sept. 23, 1989
82	Georgia	Nov. 30, 2002
10. 81	TCU	Sept. 30, 1967
81	Georgia	Nov. 25, 1971

PENALTIES**MOST PENALTIES**

PEN	TEAM	DATE
1. 16	BYU	Aug. 28, 2003
2. 15	Florida State	Sept. 9, 2000
3. 14	Clemson	Sept. 24, 1983
14	The Citadel	Sept. 12, 1987
14	Georgia	Nov. 24, 2001
6. 13	Clemson	Sept. 24, 1988
13	Georgia	Nov. 25, 1993
13	Florida State	Oct. 29, 2022
9. 12	Florida State	Oct. 18, 1997
12	W. Carolina	Sept. 10, 2004
12	Pitt	Oct. 1, 2022
12	Syracuse	Nov. 18, 2023

FEWEST PENALTIES

PEN	TEAM	DATE
1. 0	Pittsburgh	Dec. 29, 1956
0	Georgia	Nov. 29, 1969
0	Tulane	Oct. 23, 1971
0	Boston College	Nov. 11, 1972
0	Virginia	Oct. 13, 1984
0	Georgia	Nov. 30, 2019
0	Georgia	Nov. 27, 2021
8. 1	25 times, most recently:	
	Duke	Nov. 18, 2017

MOST PENALTY YARDS

YDS	TEAM	DATE
1. 134	Georgia	Nov. 24, 2001
2. 132	BYU	Aug. 28, 2003
3. 121	The Citadel	Sept. 12, 1987
4. 117	California	Sept. 16, 1978
5. 114	Florida State	Sept. 9, 2000
6. 113	Georgia	Nov. 29, 2003
113	Bowling Green	Sept. 30, 2023
8. 112	Georgia	Nov. 25, 1993
9. 111	Clemson	Sept. 24, 1988
10. 109	Clemson	Sept. 24, 1983

FEWEST PENALTY YARDS

YDS	TEAM	DATE
1. 0	Pittsburgh	Dec. 29, 1956
0	Georgia	Nov. 29, 1969
0	Tulane	Oct. 23, 1971
0	Boston College	Nov. 11, 1972
0	Virginia	Oct. 13, 1984
0	Georgia	Nov. 30, 2019
0	Georgia	Nov. 27, 2021
8. 3	Virginia	Nov. 6, 1982
9. 5	17 times	



MISCELLANEOUS

LONGEST SCORING DRIVE (PLAYS)

Table with columns: PL, TEAM, DATE. Lists longest scoring drives by plays, including Central Fla., Navy, Alabama, Memphis, Virginia, Duke, Clemson, North Carolina, and Ga. Southern.

LONGEST SCORING DRIVE (TIME)

Table with columns: TIME, TEAM, DATE. Lists longest scoring drives by time, including Clemson, Central Fla., Duke, Pitt, Memphis, Clemson, Notre Dame, Duke, NC State, and Clemson.

LONGEST SCORING DRIVE (YARDS)

Table with columns: YDS, TEAM, DATE. Lists longest scoring drives by yards, including Duke, Florida State, Georgia, Auburn, North Carolina, Miami, Virginia, UCF, and Miami.

SHORTEST SCORING DRIVE (PLAYS)

Table with columns: PL, TEAM, DATE. Lists shortest scoring drive by plays: 1 play by Louisville.

SHORTEST SCORING DRIVE (TIME)

Table with columns: TIME, TEAM, DATE. Lists shortest scoring drives by time, including Duke, Georgia, Clemson, Auburn, Mississippi, Duke, Chattanooga, Florida State, Connecticut, W. Carolina, Florida State, Duke, and Miami.

SHORTEST SCORING DRIVE (YARDS)

Table with columns: YDS, TEAM, DATE. Lists shortest scoring drives by yards, including LSU, UCF, Georgia, Florida, Miami, Duke, Georgia, Wake Forest, NC State, and Duke.

MOST TIME OF POSSESSION

Table with columns: TIME, TEAM, DATE. Lists most time of possession, including Alabama, Bowling Green, North Carolina, The Citadel, Clemson, Georgia, Arizona, Western Caro., Navy, and Georgia.

LOWEST TIME OF POSSESSION

Table with columns: TIME, TEAM, DATE. Lists lowest time of possession, including Boston College, Virginia, South Carolina, Virginia Tech, Wake Forest, North Carolina, Tennessee, Duke, North Carolina, and Georgia.

MOST THIRD-DOWN CONVERSIONS

Table with columns: 3D, TEAM, DATE. Lists most third-down conversions, including Virginia, Notre Dame, Duke, Clemson, NC State, Arizona, Alabama, Clemson, Ga. Southern, and four times.

HIGHEST THIRD-DOWN CONVERSION PERCENTAGE

Table with columns: PCT, TEAM, DATE. Lists highest third-down conversion percentages, including Virginia, Notre Dame, Florida State, Alabama, N. Carolina, Fresno State, Virginia, Clemson, Georgia, and three times.

FEWEST THIRD-DOWN CONVERSIONS

Table with columns: 3D, TEAM, DATE. Lists fewest third-down conversions, including Chattanooga and Syracuse.

MOST THIRD-DOWN ATTEMPTS

Table with columns: ATT, TEAM, DATE. Lists most third-down attempts, including Miami, Duke, Georgia, Wake Forest, W. Carolina, Baylor, and Fresno State.

LOWEST THIRD-DOWN CONVERSION PERCENTAGE

Table with columns: PCT, TEAM, DATE. Lists lowest third-down conversion percentages, including Chattanooga, Duke, Auburn, Notre Dame, Vanderbilt, W. Carolina, Miami, and Pittsburgh.

MOST FOURTH-DOWN CONVERSIONS

Table with columns: 4D, TEAM, DATE. Lists most fourth-down conversions, including Rice, Alabama, Duke, Tulane, Alabama, Maryland, NC State, Mississippi St., and Clemson.

MOST FOURTH-DOWN CONVERSION ATTEMPTS

Table with columns: ATT, TEAM, DATE. Lists most fourth-down conversion attempts, including Rice, Kentucky, LSU, Georgia, NC State, Clemson, and 19 times.

RUSHING

MOST ATTEMPTS

ATT	PLAYER	TEAM	DATE	
1.	43	Mateo Durant	Duke	10/9/21
2.	41	Robert Baldwin	Duke	9/24/94
3.	40	Phil Asack	Duke	11/2/68
4.	39	Joe Gattuso	Navy	11/12/77
	39	Vagas Ferguson	Notre Dame	10/6/79
	39	Thomas Jones	Virginia	11/6/99
	39	Morgan Kane	Wake Forest	11/20/99
	39	Verron Haynes	Georgia	11/24/01
9.	38	Steve Jones	Duke	11/4/72
	38	Eddie Meyers	Navy	11/14/81

MOST RUSHING YARDS

YDS	PLAYER	TEAM	DATE	
1.	255	Vagas Ferguson	Notre Dame	11/18/78
2.	247	Vincent Davis	Pitt	12/10/20
3.	242	Bo Jackson	Auburn	10/19/85
4.	234	Randy Cuthbert	Duke	10/28/89
5.	233	C.J. Spiller	Clemson	12/5/09
6.	225	Herschel Walker	Georgia	12/5/81
7.	224	Morgan Kane	Wake Forest	11/20/99
	224	Ibrahim Mohamed	Minnesota	12/26/18
9.	218	Chris Douglas	Duke	11/8/03
10.	217	Benny Cunningham	Middle Tennessee	9/29/12

MOST RUSHING YARDS / TWO PLAYERS COMBINED

YDS	PLAYERS	TEAM	DATE	
1.	349	Ealey/King	Georgia	11/28/09
2.	332	Davis/Spiller	Clemson	10/21/06
3.	307	Jackson/Fullwood	Auburn	10/19/85
4.	299	Jones/Womack	Virginia	10/17/98
5.	296	Spiller/Ellington	Clemson	12/5/09
6.	293	Robichaux/Castellanos	Boston College	10/21/23
7.	282	Ferguson/Stone	Notre Dame	11/18/78
8.	281	Cuthbert/Boone	Duke	10/28/89
9.	279	Ferguson/Pallas	Notre Dame	11/18/78
10.	278	Ferguson/Buchanan	Notre Dame	11/18/78

MOST RUSHING TOUCHDOWNS

TD	PLAYER	TEAM	DATE	
1.	5	Benny Cunningham	Middle Tennessee	9/29/12
2.	4	Herschel Walker	Georgia	12/5/81
	4	Tiki Barber	Virginia	9/16/95
	4	C.J. Spiller	Clemson	12/5/09
	4	John Kelly	Tennessee	9/4/17
6.	3	26 times, most recently: Phil Jurkovec	Boston College	11/13/21

PASSING

MOST ATTEMPTS

ATT	PLAYER	TEAM	DATE	
1.	65	Rusty LaRue	Wake Forest	11/4/95
2.	62	Cory Phillips	Georgia	11/25/00
3.	61	David Watford	Virginia	10/26/13
4.	58	Matt Schaub	Virginia	10/26/02
5.	56	Willie Perkins	Western Carolina	10/12/85
6.	55	Quincy Carter	Georgia	11/27/99
7.	53	Sean Glennon	Virginia Tech	9/30/06
	53	Daniel Evans	NC State	11/4/06
9.	52	Stephen Morris	Miami	9/22/12
10.	51	Scott Milanovich	Maryland	9/28/95
	51	Danny Kanell	Florida State	10/21/95
	51	Sam Howell	North Carolina	10/5/19

MOST COMPLETIONS

CMP	PLAYER	TEAM	DATE	
1.	43	David Watford	Virginia	10/26/13
2.	41	Danny Kanell	Florida State	10/21/95
	41	Rusty LaRue	Wake Forest	11/4/95
	41	Matt Schaub	Virginia	10/26/02
5.	36	Cory Phillips	Georgia	11/25/00
6.	33	Sam Howell	North Carolina	10/5/19
7.	32	Scott Milanovich	Maryland	9/28/95
	32	Bryson Spinner	Virginia	11/10/01
	32	Deshaun Watson	Clemson	9/22/16
	32	Jerod Evans	Virginia Tech	11/12/15

MOST PASSING TOUCHDOWNS

TD	PLAYER	TEAM	DATE	
1.	6	Steve Slayden	Duke	10/31/87
2.	5	Tony Sacca	Penn State	8/28/91
	5	Bryson Spinner	Virginia	11/10/01
	5	Christian Ponder	Florida State	10/10/09
	5	Trevor Lawrence	Clemson	10/17/20
6.	4	19 times, most recently Cade Klubnik	Clemson	11/11/23

HIGHEST COMPLETION PERCENTAGE

MINIMUM 10 ATTEMPTS

PCT	PLAYER	TEAM	DATE	
1.	1.000 (14-14)	Dan Villari	Syracuse	11/18/23
2.	.900 (9-10)	Don Altman	Duke	10/29/60
3.	.824 (14-17)	Aaron Murray	Georgia	11/24/12
4.	.818 (9-11)	Steadman Shealy	Alabama	9/8/79
	.818 (27-33)	Ben Bennett	Duke	10/29/83
	.818 (9-11)	James Jackson	Georgia	11/28/87
7.	.813 (13-16)	Mike Bobo	Georgia	11/25/94
8.	.803 (41-51)	Danny Kanell	Florida State	10/21/95
9.	.800 (20-25)	Jacory Harris	Miami	9/17/09
10.	.789 (15-19)	Tim Esposito	NC State	10/6/84
	.789 (15-19)	Aaron Murray	Georgia	11/27/10

MOST INTERCEPTIONS THROWN

INT	PLAYER	TEAM	DATE	
1.	5	Tom Schultze	VMI	11/10/73
2.	4	Leo Hart	Duke	11/1/69
	4	Bruce Gadd	Rice	9/30/72
	4	Buddy Gilbert	Tulane	10/25/75
	4	Tim Couch	Chattanooga	11/9/85
	4	Steve Slayden	Duke	11/1/86
	4	Todd Ellis	South Carolina	10/15/88
	4	John Kaleo	Maryland	10/10/92
	4	Brandon Cox	Auburn	9/3/05
	4	Dwight Dasher	Middle Tennessee	10/16/10

MOST YARDS PASSING

YDS	PLAYER	TEAM	DATE	
1.	501	Rusty LaRue	Wake Forest	11/4/95
2.	443	Chris Weinke	Florida State	9/9/00
3.	436	Stephen Morris	Miami	9/22/12
4.	435	Matt Ryan	Boston College	9/15/07
5.	417	Dillon Gabriel	UCF	9/19/20
6.	415	Mike Bobo	Georgia	11/29/97
7.	413	Cory Phillips	Georgia	11/25/00
8.	407	Matthew Stafford	Georgia	11/29/08
9.	406	Mark Maye	North Carolina	9/19/87
10.	404	Trevor Lawrence	Clemson	10/17/20

**RECEIVING****MOST RECEPTIONS**

REC	PLAYER	TEAM	DATE
1. 16	Corey Thomas	Duke	11/15/97
16	Travis Latendresse	Utah	12/9/05
3. 13	Mark Millitello	Duke	10/29/83
13	Jermaine Lewis	Maryland	9/28/95
13	Darius Jennings	Virginia	10/26/13
6. 12	Roger Boone	Duke	10/31/87
12	Shawn Foreman	West Virginia	12/29/97
12	Randy McMichael	Georgia	11/25/00
12	Xavier Restrepo	Miami	10/8/23
10. 11	nine times, most recently: Malik Washington	Virginia	11/4/23

MOST YARDS RECEIVING

YDS	PLAYER	TEAM	DATE
1. 276	Corey Thomas	Duke	11/15/97
2. 247	Randy Marriott	North Carolina	9/19/87
3. 234	Herman Moore	Virginia	11/3/90
4. 214	Travis Latendresse	vs. Utah	12/29/05
5. 210	Charleston Rambo	Miami (Fla.)	11/6/21
6. 204	Cormac Carney	Air Force	11/11/78
7. 189	Jermaine Lewis	Maryland	9/28/95
8. 184	Phillip Dorsett	Miami (OT)	9/22/12
9. 180	Mohamed Massaquoi	Georgia	11/29/08
10. 176	Todd Dixon	Wake Forest	11/17/90
176	Martavis Bryant	Clemson	11/14/13

MOST RECEPTIONS, TWO PLAYERS COMBINED

REC	PLAYERS	TEAM	DATE
1. 24	Thomas/Epperson	Duke	11/15/97
24	Thomas/Montgomery	Duke	11/15/97
24	Latendresse/Hernandez	Utah	12/29/05
4. 23	McMichael /Gary	Georgia	11/25/00
23	Jennings/Tim Smith	Virginia	10/26/13
6. 20	Thomas/Wilks	Duke	11/15/97
20	Deese/Chalmers	Wake Forest	11/21/98
20	Hill/Buchannon	Samford	9/4/04
20	Jennings/Shepherd	Virginia	10/26/13
10. 19	two times		

MOST YARDS RECEIVING, TWO PLAYERS COMBINED

YDS	PLAYERS	TEAM	DATE
1. 355	Thomas/Montgomery	Duke	11/15/97
2. 342	Thomas/Epperson	Duke	11/15/97
3. 337	Marriott/Lewis	North Carolina	9/19/87
4. 306	Thomas/Hodrick	Duke	11/15/97
5. 297	Nowell/Carmichael	Western Carolina	10/12/85
6. 296	Thomas/Wilks	Duke	11/15/97
7. 291	Thomas/Deorio	Duke	11/15/97
291	Dorsett/Davon Johnson	Miami (OT)	9/22/12
9. 289	Latendresse/Hernandez	Utah	12/29/05
10. 282	McMichael/Gary	Georgia	11/25/00

MOST RECEIVING TOUCHDOWNS

TD	PLAYER	TEAM	DATE
1. 4	Corey Thomas	Duke	11/15/97
4	Travis Latendresse	Utah	12/29/05
3. 3	Randy Marriott	North Carolina	9/19/87
3	Clarkston Hines	Duke	10/31/87
3	Koren Robinson	NC State (OT)	9/21/00
3	Guilian Gary	Maryland	11/18/00
3	Mohamed Massaquoi	Georgia	11/29/08

TOTAL OFFENSE/SCORING**MOST YARDS**

YDS	PLAYERS	TEAM	DATE
1. 514	Rusty LaRue	Wake Forest	11/4/95
2. 460	Tajh Boyd	Clemson	10/6/12
3. 447	Dillon Gabriel	UCF	9/19/20
4. 446	Stephen Morris	Miami (OT)	9/22/12
5. 441	Chris Weinke	Florida State	9/9/00
6. 426	Matt Ryan	Boston College	9/15/07
7. 421	Mike Bobo	Georgia	11/29/97
8. 418	Woodrow Dantzler	Clemson (OT)	9/29/01
9. 412	Steve Slayden	Duke	10/31/87
10. 410	Trevor Lawrence	Clemson	10/17/20

MOST TOUCHDOWNS SCORED

TD	PLAYERS	TEAM	DATE
1. 5	Benny Cunningham	Middle Tennessee	9/29/12
5	Trevor Lawrence	Clemson	10/17/20
3. 4	Herschel Walker	Georgia	12/5/81
4	Tiki Barber	Virginia	9/16/95
4	Corey Thomas	Duke	11/15/97
4	Travis Latendresse	Utah	12/29/05
4	C.J. Spiller	Clemson	12/5/09
4	Mike James	Miami (OT)	9/22/12
4	Jamaal Williams	BYU	10/27/12
4	Todd Gurley	Georgia (OT)	11/30/13
4	John Kelly	Tennessee (20T)	9/4/17
4	Trevor Lawrence	Clemson	9/22/18
4	Jake Fromm	Georgia	11/24/18
4	Sam Howell	North Carolina	10/5/19
4	Jake Fromm	Georgia	11/30/19
4	Dillon Gabriel	UCF	9/19/20
4	Malik Cunningham	Louisville	10/9/20
18. 3	37 times, most recently: Jordan Travis	Florida State	10/29/22

PUNTING**HIGHEST PUNT AVERAGE**

MINIMUM TWO ATTEMPTS

AVG	PLAYERS	TEAM	DATE
1. 60.5	Jimmy Colquitt	Tennessee	10/27/84
2. 57.6	Bobby Gordon	Tennessee	11/10/56
3. 56.4	Ryan Plackemeier	Wake Forest	11/5/05
4. 54.8	Larry Swider	Pittsburgh	9/18/76
5. 54.0	Riley Stephenson	BYU	10/27/12
6. 53.7	Tommy Lunceford	Auburn	10/16/65
7. 52.5	Will Monday	Duke	11/17/12
52.5	Rod Stewart	Duke	10/30/65
9. 52.0	Whit Canole	Tennessee	11/5/60
10. 51.7	Tommy Hibbard	North Carolina	11/10/12

KICKING**MOST FIELD GOALS**

FGM	PLAYERS	TEAM	DATE
1. 6	Billy Bennett	Georgia	11/24/01
2. 5	Connor Hughes	Virginia	11/22/03
3. 4	Steve Fehr	Navy	11/15/80
4	Wilson Hoyle	Wake Forest	11/21/87
4	Brian Lowe	Boston College	11/25/89
4	Chris Gardocki	Clemson	10/13/90
4	Phillip Shirley	Western Carolina	9/12/92
4	Marc Pirimanti	NC State	11/11/95
4	Matthew Burdick	Wake Forest	11/20/99
4	Connor Barth	North Carolina	11/17/07
4	Michael Badgley	Miami	10/21/17
4	Alex Kessman	Pitt	12/10/20
4	John Parker Romo	Virginia Tech	10/30/21
4	Colton Boomer	Central Fla.	9/24/22

MOST FIELD ATTEMPTS

FGA	PLAYERS	TEAM	DATE
1. 6	Rex Robinson	Georgia	11/24/79
6	Chris Gardocki	Clemson	10/13/90
6	Steve Videtich	NC State	10/3/92
6	Billy Bennett	Georgia	11/24/01
5. 5	Brian Lowe	Boston College	11/25/89
5	Mike Green	Wake Forest	11/14/92
5	Connor Hughes	Virginia	11/22/03
5	John Deraney	NC State	11/4/06
5	M. Buchholz	Clemson	9/29/07
5	Connor Barth	North Carolina	11/17/07
5	John Parker Romo	Virginia Tech	10/30/21

DEFENSE**MOST INTERCEPTIONS**

INT	PLAYERS	TEAM	DATE
1. 4	A.J. Greene	Wake Forest	11/21/87
2. 3	Artimus Parker	USC	9/22/73
3	Dre' Bly	North Carolina	9/21/96
3	Aundray Bruce	Auburn	10/17/87
3	Jeff Hipp	Georgia	11/24/79
6. 2	47 times		

LONGEST PLAYS**LONGEST TOUCHDOWN**

YDS	PLAYER	TEAM	DATE
100 (jr)	Mel Baxley	South Carolina	9/15/73
100 (kr)	Tavon Mason	Virginia	11/10/01
100 (kr)	Josh Wilson	Maryland	10/7/06
100 (kr)	DeVon Edwards	Duke	9/26/15
99 (kr)	Bill Mathis	Clemson	10/3/59
99 (jr)	Preston Anderson	Rice	9/30/72
99 (fr)	Damian Swann	Georgia	11/29/14
99 (jr)	Kamren Kinchens	Miami (Fla.)	11/12/22
98 (kr)	Terrance Horne	South Florida	9/8/18
97 (kr)	Terrance Horne	South Florida	9/8/18
96 (p)	Howard (Kiel)	Notre Dame	11/7/81
96 (kr)	Jerod Washington	Virginia	9/19/92
96 (kr)	Marcus Wall	North Carolina	10/14/95
95 (kr)	Joe Henderson	Clemson	9/26/87
95 (kr)	Kory Bailey	North Carolina	9/26/98
95 (kr)	Darrell Blackman	NC State	11/4/06

LONGEST RUSH

YDS	PLAYER	TEAM	DATE
91 (t)	C.J. Proisie	Notre Dame	9/19/15
90 (t)	Travis Etienne	Clemson	8/29/19
83 (t)	Joel Arrington	Duke	10/31/59
80 (t)	Jay Washington	Clemson	9/29/73
80 (t)	Elijah Green	North Carolina	11/19/22
79 (t)	Barry Word	Virginia	9/21/85
78 (t)	Glynn Harrison	Georgia	11/27/75
77	Stanley Morgan	Tennessee	10/9/76
77 (t)	Deric Hamilton	Clemson	9/14/02
77 (t)	C.J. Brown	Maryland	10/8/11
76 (t)	Richard Williams	Memphis	9/27/80
76 (t)	Bo Jackson	Auburn	10/19/85
76 (t)	Quinton Lee	Boston College	10/4/97

LONGEST PASS

YDS	RECEIVER (QB)	TEAM	DATE
96 (t)	Howard (Kiel)	Notre Dame	11/7/81
93 (t)	Marriott (Maye)	North Carolina	9/19/87
87 (t)	Mitchell (Baker)	North Carolina	9/10/05
85 (t)	Bresler (Sullivan)	Auburn	10/17/70
83 (t)	Rogers (Lawrence)	Clemson	10/17/20
83	McIntosh (Bennett)	Georgia	11/26/22
80 (t)	Brantley (Jordan)	Clemson	9/27/75
80 (t)	Scott (Buck Belue)	Georgia	12/5/81
80 (t)	Bonner (J.J. Joe)	Baylor	11/7/92
80 (t)	Royal (Randall)	Virginia Tech	10/28/04
80 (t)	Clark (Davis)	NC State	10/6/05
79 (t)	Clark (Penn)	UCF	9/2/00
79 (t)	Hankerson (Morris)	Miami	11/13/10

LONGEST PUNT

YDS	PLAYER	TEAM	DATE
83	Scott McAlister	North Carolina	10/21/89
81	Ken Cooper	Georgia	12/1/56
78	Will Brice	Virginia	10/15/94
77	Larry Swider	Pittsburgh	9/18/76
74	Spence Fischer	Duke	9/24/94
73	Bobby Walden	Georgia	11/28/59
73	Ricky Brummitt	Duke	9/9/78
73	Malcolm Simmons	Alabama	9/12/81
72	Bobby Gordon	Tennessee	11/10/56
72	Kevin Ferguson	Virginia	10/13/84
72	Will Monday	Duke	9/14/13

LONGEST PUNT RETURN

YDS	PLAYER	TEAM	DATE
90	Tucker Holloway	Virginia Tech	11/5/22
88 (t)	Brian Mance	Clemson	10/8/00
81 (t)	Sahmir Hagans	Duke	10/8/22
80 (t)	Quadree Henderson	Pittsburgh	9/23/17
79 (t)	Michael Lettieri	Navy	11/9/68
79	Derrick Hamilton	Clemson	9/14/02
78 (t)	Donnell Woolford	Clemson	9/26/87
77 (t)	Lou Harris	South Carolina	9/11/71
75 (t)	Tory Stawarz	Miami	9/26/70
74 (t)	Bill Simpson	Michigan State	9/23/72
72 (t)	Scott Woerner	Georgia	12/2/78
72 (t)	Fred Lane	Georgia	12/1/84

**LONGEST KICKOFF RETURN**

YDS	PLAYER	TEAM	DATE
100 (t)	Tavon Mason	Virginia	11/10/01
100 (t)	Josh Wilson	Maryland	10/7/06
100 (t)	DeVon Edwards	Duke	9/26/15
99 (t)	Bill Mathis	Clemson	10/3/59
98 (t)	Jerry Stovall	LSU	10/6/62
98 (t)	Terrance Horne	South Florida	9/8/18
97 (t)	Terrance Horne	South Florida	9/8/18
96 (t)	Jerrod Washington	Virginia	9/19/92
96 (t)	Marcus Wall	North Carolina	10/14/95
95 (t)	Joe Henderson	Clemson	9/26/87
95 (t)	Kory Bailey	North Carolina	9/26/98
95 (t)	Darell Blackman	NC State	11/4/06

LONGEST INTERCEPTION RETURN

YDS	PLAYER	TEAM	DATE
100 (t)	Mel Baxley	South Carolina	9/15/73
99 (t)	Preston Anderson	Rice	9/30/72
99 (t)	Kamren Kinchens	Miami (Fl.)	11/12/22
82 (t)	Stanford Samuels	Florida State	11/9/02
79 (t)	Anthony Washington	California	9/16/78
77 (t)	Randy Neal	Virginia	10/15/94
70 (t)	Clarence Ellis	Notre Dame	11/15/69
69 (t)	Doug Archibald	Tennessee	11/7/64
68 (t)	Doug Brewster	Clemson	9/24/88
64 (t)	Jesse Campbell	NC State	10/1/88
64 (t)	Roland Minor	Virginia Tech	10/28/04

LONGEST FIELD GOAL MADE

YDS	PLAYER	TEAM	DATE
60	Fuad Reveiz	Tennessee	10/23/82
57	Rex Robinson	Georgia	11/29/80
57	Kevin Butler	Georgia	12/1/84
57	Michael Badgley	Miami	11/21/15
56	Chris Blewitt	Pittsburgh	10/17/15
55	Alan Duncan	Tennessee	10/11/80
55	Fuad Reveiz	Tennessee	10/26/85
55	Alex Kessman	Pittsburgh	9/23/17
53	Brian Clark	Florida	9/19/81
53	Colt David	LSU	12/31/08
53	Richard Jackson	Clemson	9/10/09

LONGEST FIELD GOAL ATTEMPT

YDS	PLAYER	TEAM	DATE
63	Connor Barth	North Carolina	11/17/07
62	Don Barfield	Clemson	10/1/66
60	Marvin Roberts	Michigan State	9/23/72
60	# Fuad Reveiz	Tennessee	10/23/82
60	Chris Gardocki	Clemson	10/13/90
58	Pete Rajacki	Georgia	11/28/70
58	Rex Robinson	Georgia	11/26/77
57	five times, most recently: # Michael Badgley	Miami	11/21/15

- made FG

SCORING**MOST POINTS SCORED****GAME**

118 (68-50) – at North Carolina
(Nov. 10, 2012)

ACC

118 (68-50) – at North Carolina
(Nov. 10, 2012)

HISTORIC

222 (222-0) – vs. Cumberland
(Oct. 7, 1916)

HALF

63 (1st) – vs. Florida State (Oct. 10, 2009)
vs. Western Carolina (Sept. 1, 2011)

ACC

63 (1st) – vs. Florida State
(Oct. 10, 2009)

QUARTER

45 (4th) – vs. NC State (Oct. 1, 2011)

ACC

45 (4th) – vs. NC State
(Oct. 1, 2011)

MOST TOUCHDOWNS**GAME**

16 – at North Carolina (Nov. 10, 2012)

ACC

16 – at North Carolina
(Nov. 10, 2012)

HALF

9 (1st) – vs. Florida State (Oct. 10, 2009)
vs. Western Carolina (Sept. 1, 2011)

ACC

9 (1st) – vs. Florida State
(Oct. 10, 2009)

QUARTER

7 (4th) – vs. Virginia (Nov. 10, 2001)

ACC

7 (4th) – vs. Virginia (Nov. 10, 2001)

FEWEST TOUCHDOWNS**GAME**

0 – 10 times, most recently:
vs. Wake Forest (Dec. 2, 2006)

ACC

0 – vs. Wake Forest (Dec. 2, 2006)

MOST FIELD GOALS**GAME**

7 – vs. Western Carolina (Sept. 12, 1992)
vs. Georgia (Nov. 24, 2001)

ACC

6 – five times, most recently:
vs. Virginia (Nov. 17, 2018)

MOST FIELD GOALS ATTEMPTED**GAME**

10 – vs. NC State (Oct. 3, 1992)

ACC

10 – vs. NC State (Oct. 3, 1992)

MOST FIELD GOALS MISSED**GAME**

5 – six times, most recently:
vs. NC State (Oct. 20, 2001)

ACC

5 – vs. NC State (Oct. 3, 1992),
vs. Maryland (Oct. 31, 1998),
vs. NC State (Oct. 20, 2001)

RUSHING**MOST YARDS****GAME**

755 – vs. Kansas (Sept. 17, 2011)

ACC

663 – at Pittsburgh (Oct. 25, 2014)

FEWEST YARDS**GAME**

58 – vs. Georgia (Nov. 27, 2004)

ACC

81 – vs. NC State (Oct. 4, 2003)

MOST ATTEMPTS**GAME**

125 – vs. Auburn (Oct. 18, 1975)

ACC

109 – vs. Wake Forest
(Nov. 13, 1982)
vs. Virginia (Oct. 13, 1984)

FEWEST ATTEMPTS**GAME**

51 – vs. Samford (Sept. 9, 2006)

ACC

58 – vs. Wake Forest (Nov. 4, 1995)
vs. Virginia (Nov. 10, 2001)

PASSING**MOST YARDS****GAME**

813 – vs. Virginia (Nov. 10, 2001)

ACC

813 – vs. Virginia (Nov. 10, 2001)

FEWEST YARDS**GAME**

6 – vs. Georgia (Nov. 30, 1974)

ACC

146 – vs. Maryland (Nov. 3, 2012)

MOST COMPLETIONS**GAME**

71 – vs. Virginia (Nov. 10, 2001)

ACC

71 – vs. Virginia (Nov. 10, 2001)

FEWEST COMPLETIONS**GAME**

1 – vs. Georgia (Nov. 30, 1974)

ACC

11 – three times, most recently:
vs. Maryland (2012)

MOST ATTEMPTS**GAME**

101 – vs. Virginia (Nov. 10, 2001)
vs. Virginia (Oct. 26, 2002)

ACC

101 – vs. Virginia (Nov. 10, 2001)
vs. Virginia (Oct. 26, 2002)

FEWEST ATTEMPTS**GAME**

8 – vs. Auburn (Oct. 17, 1959)
vs. Georgia (Nov. 30, 1974)
vs. Georgia (Nov. 27, 1976)

ACC

21 – vs. Virginia Tech
(Oct. 17, 2009)

MOST INTERCEPTIONS**GAME**

9 – vs. Rice (Sept. 30, 1972)

ACC

7 – vs. Wake Forest (Nov. 21, 1987)

TOTAL OFFENSE**MOST YARDS****GAME**

1,212 – North Carolina (Oct. 28, 2023)

ACC

1,212 – North Carolina
(Oct. 28, 2023)

FEWEST YARDS**GAME**

169 – vs. Florida (Sept. 14, 1963)

ACC

410 – vs. Maryland (Oct. 9, 2004)

MOST PLAYS**GAME**

180 – vs. Georgia (Nov. 27, 1999)

ACC

169 – vs. Duke (Oct. 31, 1987)

FEWEST PLAYS**GAME**

94 – vs. Kentucky (Sept. 20, 1958)

ACC

113 – vs. Virginia (Sept. 21, 2006)

MOST FIRST DOWNS**GAME**

64 (27-37) – vs. Wake Forest
(Nov. 21, 1998)

ACC

64 (27-37) – vs. Wake Forest
(Nov. 21, 1998)

FEWEST FIRST DOWNS**GAME**

15 (8-7) – vs. Florida (Sept. 14, 1963)
15 (4-11) – vs. Vanderbilt (Sept. 18, 1965)

ACC

21 (6-15) – vs. Virginia Tech
(Sept. 24, 2005)

TURNOVERS

MOST TURNOVERS

GAME

13 – five times, most recently:
vs. Duke (1976)

ACC

10 – vs. NC State (Sept. 9, 1989)
vs. Wake Forest (Nov. 17, 1990)

FEWEST TURNOVERS

GAME

0 – 13 times, most recently:
at Ole Miss (Sept. 16, 2023)

ACC

0 – seven times, most recently:
at NC State (Dec. 5, 2020)

MOST FUMBLES

GAME

12 – vs. Tennessee (Oct. 12, 1968)
vs. Penn State (Aug. 28, 1991)

ACC

11 – vs. Miami (Nov. 21, 2015)

MOST FUMBLES LOST

GAME

11 – vs. Tennessee (Oct. 12, 1968)

ACC

6 – vs. Maryland (Oct. 7, 1989)
vs. NC State (Sept. 8, 1990)
vs. Duke (Nov. 28, 2020)

PENALTIES

MOST PENALTIES

GAME

34 – vs. Florida State (Sept. 9, 2000)

ACC

34 – vs. Florida State
(Sept. 9, 2000)

FEWEST PENALTIES

GAME

2 – seven times, most recently:
vs. Wake Forest (Nov. 16, 1985)

ACC

2 – vs. Virginia (Oct. 13, 1984),
vs. Wake Forest (Nov. 16, 1985)

MOST PENALTY YARDS

GAME

254 – vs. Florida State (Sept. 9, 2000)

ACC

254 – vs. Florida State
(Sept. 9, 2000)



ALL-TIME ACC STATISTICAL LEADERS (INDIVIDUAL)


RUSHING			PASS EFFICIENCY			FUMBLES RECOVERED			PASSES DEFENDED		
Jonathan Dwyer	2008	107.3	Joe Hamilton	1999	175.0	Charlie Thomas	2018	3	Lance Austin	2016	15
Tashard Choice	2007	114.9	Joe Hamilton	1998	141.7	Justice Dingle	2019 (t)	3	Nathan Perryman	1995	13
Tashard Choice	2006	105.2	John Dewberry	1985	133.6	Clayton Powell-Lee	2022 (t)	3	PUNTING		
P.J. Daniels	2003	111.3	TOTAL OFFENSE			TACKLES			Durant Brooks	2006	45.5
Jerry Mays	1989	122.5	Joe Hamilton	1999	345.27	Keyaron Fox	2003	11.9	Rodney Williams	1997	45.6
Robert Lavette	1982	109.8	John Dewberry	1984	345.27	Keith Brooking	1995	13.3	Jason Bender	1994	45.5
RUSHING TOUCHDOWNS			ALL-PURPOSE YARDS			SOLO TACKLES			Ron Rice	1982	42.6
Tevin Washington	2012	20	Jahmyr Gibbs	2021	150.42	Charlie Thomas	2022	5.9	Pressley Harvin III	2020	48.0
Tevin Washington	2011	14	Jerry Mays	1989	147.6	SOLO TACKLES			PUNT RETURNS		
Joe Burns	2001	14	Robert Lavette	1982	142.7	Marco Coleman	1990	19.0	Charlie Rogers	1998	14.2
RECEPTIONS PER GAME			SCORING			TACKLES FOR LOSS			Ricardo Ingram	1986	14.6
Calvin Johnson	2006	5.43	TaQuon Marshall	2017	9.5	Marco Coleman	1990	19.0	Jack Westbrook	1982	12.1
Harvey Middleton	1996	5.8	Robert Lavette	1982	10.4	SACKS			KICKOFF RETURNS		
RECEIVING YARDAGE			SCORING BY KICKING			SACKS			Derrick Morgan	2009	12.5
Calvin Johnson	2006	85.9	Luke Manget	2000	74	Eric Henderson	2003	11.0	Eric Henderson	2003	11.0
Harvey Middleton	1996	73.1	FIELD GOALS			Greg Gathers	2001	10.0	Cory Collier	1983	30.0
RECEIVING TOUCHDOWNS			FIELD GOAL PERCENTAGE			Coleman Rudolph	1991	13.0	Cleve Pounds	1982	23.4
Calvin Johnson	2006	15	Harrison Bulker	2016	.882	Marco Coleman	1990	13.0	Robert Lavette	1981	22.9
Kelly Campbell	1999	10	Wesley Wells	2018	1.000	George Malone	1988	7.0	BLOCKED KICKS		
PASSING TOUCHDOWNS			FUMBLES FORCED			INTERCEPTIONS			Chris Milton	2015 (t)	2
Haynes King	2023	27	Curtis Ryans	2020	0.38	Morgan Burnett	2008 (t)	0.54	Jerry Howard	2019 (t)	2
Reggie Ball	2006	20	Ayinde Eley	2022	0.33	Willie Clay	1991	0.75			
Joe Hamilton	1999	29				Ken Swilling	1990	0.56			

ALL-TIME ACC STATISTICAL LEADERS (TEAM)

TOTAL OFFENSE		RUSHING DEFENSE		SACKS ALLOWED		INTERCEPTIONS		YARDS PER COMPLETION	
1999	509.0	1984	147.5	2010	1.2	2012	16	2013	18.4
2008	372.5	1995	91.2	2011	1.0	FEWEST INTERCEPTIONS THROWN		2014	17.8
2009	442.1	2003	100.5	2013	1.0	2011	8	2015	18.0
2011	458.8	PASSING OFFENSE		2014	0.8	2014	6	2017	21.6
2014	476.5	2001	278.9	2023	1.2	2016	4	2018	19.5
TOTAL DEFENSE		PASSING DEFENSE		3RD-DOWN PERCENTAGE		TURNOVERS GAINED		TURNOVER MARGIN	
1984	317.2	1980	123.4	2011	53.8	2016	4	2014	0.79
RUSHING OFFENSE		1985	149.1	2014	57.9	2017	5	FEWEST PENALTIES	
1984	235.0	1986	136.9	2014	70.6	2018	4	2015	3.17
2007	199.3	1988	138.9	2014	70.6	2012	25	2016	4.38
2008	273.2	SCORING OFFENSE		BLOCKED KICKS		PASSING EFFICIENCY		FEWEST PENALTY YARDS	
2009	295.4	1998	35.6	2014	6	2014	155.07	2015	27.4
2010	323.3	1999	40.7	2019	3	TIME OF POSSESSION		FUMBLES RECOVERED	
2011	316.5	2009	33.8	2023	4	2012	32:59	2020	12
2012	311.2	2011	34.3	DEFENSIVE TOUCHDOWNS		2014	34:09	FEWEST FUMBLES LOST	
2013	299.3	2014	37.9	2014	6	2017	33:30	2021	5
2014	342.1	SCORING DEFENSE		RED ZONE DEFENSE		2018	33:27	2022	4
2015	256.2	1984	18.3	2013	73.8				
2016	258.1	1985	10.7						
2017	307.4								
2018	325.0								
2023	203.8								

NCAA STATISTICAL RANKINGS (INDIVID.)				FORCED FUMBLES				PUNT RETURN AVERAGE			
(TOP 10 / SINCE 2000)				Ayinde Eley	2022	3rd	0.33	Jamal Golden	2012	6th	14.6
ALL-PURPOSE				FUMBLES RECOVERED				PUNTING			
Jahmyr Gibbs	2021	3rd	150.42	Derrick Morgan e	2008	15th	0.31	Durant Brooks	2006	4th	45.52
BLOCKED KICKS				Clayton Powell-Lee	2022	13rd	0.25	Durant Brooks	2007	5th	45.06
KeShun Freeman	2014	18th	2	INTERCEPTIONS				Pressley Harvin III	2020	1st	48.00
Chris Milton	2014	18th	2	Morgan Burnett	2008	13rd	0.54	RECEIVING YARDS			
Chris Milton	2015	17th	2	KICKOFF RETURN AVERAGE				Calvin Johnson	2006	9th	1,202
Jerry Howard	2019	12nd	2	Jamal Golden	2012	10th	28.3	SACKS			
FIELD GOALS				PASS EFFICIENCY				Derrick Morgan	2009	8th	0.89
Luke Manget	2001	10th	1.58	George Godsey	2000	6th	151.86	Jeremiah Attaochu	2013	6th	0.96
Travis Bell	2007	19th	1.77	PASSING YARDS PER COMPLETION				SOLO TACKLES			
FIELD GOAL PERCENTAGE				Justin Thomas	2015	1st	17.9	Charlie Thomas	2022	5th	5.9
Gavin Stewart	2022	10th	0.923	POINTS RESPONSIBLE FOR				YARDS PER RECEPTION			
Aidan Birr	2023	9th	0.895	Haynes King	2023	9th	224	DeAndre Smelter	2014	8th	20.43
								Ricky Jeune	2015	5th	21.67
								Ricky Jeune	2017	7th	21.80

HISTORY



GT FOOTBALL TIMELINE

NOVEMBER 5, 1892

Georgia Tech's first ever football game came against Mercer on Nov. 5, 1892. Mercer won the game, played at Macon's Central Park, 12-6. The Yellow Jackets went 0-3 in their inaugural season, also losing to Vanderbilt and Auburn.


1893

Lt. Leonard Wood was a star quarterback and co-head coach on the 1893 team that played – and beat – rival Georgia for the first time, 28-6, in Athens. After the 1894 season Wood was assigned to Ft. McPherson and he went on to win the Congressional Medal of Honor for participating in the Indian wars against Geronimo. He then was the colonel who formed the volunteer brigade called the Rough Riders during the Spanish American War (Teddy Roosevelt gets the credit but was the Lt. Colonel under Wood). He later went to Washington when Roosevelt became President and served in a variety of roles, including Army Chief of Staff. In 1920, he unsuccessfully ran as a Republican for U.S. President.

1901

Georgia Tech's first unbeaten team was in 1901. After going winless from 1897-1900, the Yellow Jackets went 4-0-1 in 1901, shutting out four opponents and tying Furman, 5-5.


1904

John Heisman took over as Georgia Tech's head football coach. He coached 16 seasons, compiling a remarkable 102-29-7 (.779) record, including four unbeaten campaigns. Heisman's

original contract called for him to coach the football and baseball teams for a pauperly sum of \$2,250 (less \$500 for supplies), plus 30 percent of the gate receipts.

1908

After playing its home games at Piedmont Park, Brisbane Park and briefly on The Flats, Georgia Tech played home games at Ponce de Leon Park from 1908 to 1911.


1913

Upon his hiring in 1904, John Heisman desired for Georgia Tech to play home games in an on-campus stadium. In 1905, Heisman had 300 convict laborers clear rocks, remove tree stumps and level the field. Tech first played home games on the Flats in '05. Later, John W. Grant donated \$15,000 towards the construction of the field's first permanent stands, and Grant Field was named in honor of his deceased son, Hugh Inman Grant. Tech permanently began playing its home games on Grant Field in 1913.


OCTOBER 7, 1916

The most lopsided game – Georgia Tech 222, Cumberland 0 – of all time happened in Atlanta on Oct. 7, 1916. The previous spring, Cumberland's baseball team had trounced Tech. Cumberland University was located in Lebanon, Tenn., and the Cumberland squad was actually comprised of professional players from nearby Nashville. Georgia Tech head coach John Heisman was not amused, and the Tech students and alumni howled for revenge, so Heisman offered the Bulldogs a \$500 guarantee to come to Atlanta for a football game. In the game, Tech scored 32 touchdowns, averaged 3.8 points per minute, carried the ball for 978 yards, and never threw a pass. Cumberland, since it was losing yardage faster than it was gaining real estate, began to kick the football back to the Jackets immediately after Tech kicked off to them. Amazingly, neither team made a first down in the game because Tech scored within four downs on every possession. All-American Everett Struppler led Tech with six touchdowns.


1917

The 1917 Yellow Jacket team claimed a share of Tech's first national championship. Tech went a perfect 9-0, outscoring opponents by a combined score of 491-17.

1920

William Alexander began the first of 25 years as Georgia Tech's head coach, serving from 1920-1944.

1921

Georgia Tech and 13 other schools left the Southern Intercollegiate Athletic Association to form the Southern Conference, which was housed in Atlanta.

ORIGINAL SoCon MEMBERS

Alabama
Auburn
Clemson
Georgia
Georgia Tech
Kentucky
Maryland
Mississippi State
North Carolina
NC State
Tennessee
Virginia
Virginia Tech
Washington & Lee

1928

Tech went a perfect 10-0, winning the Southern Conference title and a share of their second national championship. Tech allowed more than seven points just once, beating Notre Dame, Alabama, Auburn, Georgia and ultimately, California in the Rose Bowl.


JANUARY 1, 1929

The most stunning play in Rose Bowl history propelled Georgia Tech to its first bowl victory when Roy Riegels' infamous Wrong Way Run turned out right as the Ramblin' Wreck beat California, 8-7, in the 1929 Rose Bowl. Early in the second quarter, with the score tied 0-0, Tech halfback Stumpy Thomason was hit by the

Golden Bears' Benny Lom. He fumbled near the Tech 35-yard line, and Riegels scooped up the bouncing ball. He got a good block from a teammate, slipped off a tackler and spun around. But something was wrong.

"Stop, Roy! You're running the wrong way," yelled Lom. Riegels thought the speedier Lom was asking for a lateral. At the 10-yard line, Lom grabbed Riegels, but Riegels shook him loose. Finally, at the one-yard line, Lom pulled Riegels down, but not before a 64-yard run into immortality. California still had the ball. On the first play, the Golden Bears attempted to punt the ball out of the end zone with Riegels snapping to Lom. However, Tech's Vance Maree blocked the punt, which rolled out of bounds for a safety. Both teams traded touchdowns in the second half, and Tech eventually prevailed, 8-7, in one of the strangest games ever played. Tech's Rose Bowl win capped a perfect 10-0 season, the first undefeated season for head coach William Alexander, and the Ramblin' Wreck captured its second national title.

DECEMBER 8-9, 1932

Georgia Tech was one of 13 schools that left the Southern Conference to form the Southeastern Conference. Tech remained in the SEC through 1963, winning or sharing five league titles.

ORIGINAL SEC MEMBERS

Alabama
Auburn
Florida
Georgia
Georgia Tech
Kentucky
LSU
Mississippi
Mississippi State
Tennessee
Tulane
University of the South (Sewanee)
Vanderbilt

SEPTEMBER 26, 1936

The first night game in Georgia Tech football history came on Sept. 26, 1936. The Yellow Jackets trounced visiting Presbyterian, 55-0, under the lights. Ever since, Grant Field /Bobby Dodd Stadium has been considered one of the top night-game atmospheres in all of college football.

JANUARY 1, 1940

Following the 1939 season, Georgia Tech made the first of five appearances in the Orange Bowl, upsetting Missouri 21-7 on Jan. 1, 1940. Earlier that season, Tech made its first appearance in the Associated Press poll, which began in 1936.



1942

The only retired jersey in Georgia Tech's storied football history is the No. 19 worn by running back Clint Castleberry in 1942. Though just a freshman, he finished third in the Heisman Trophy voting as he led Tech to a 9-2 record, highlighted by historic victories at Notre Dame and Navy and capped by a berth in the Cotton Bowl. Just weeks later, he enlisted in the U.S. Army, and on Nov. 7, 1944, his plane disappeared.

For one fleeting season in 1942, Clint Castleberry blazed across the football field like a 'crazed jackrabbit.' Some said he could have been the greatest Tech player in history, if it weren't for World War II and a plane that disappeared off the West African coast without a trace. He flashed across the fields at Notre Dame and Navy that fall of '42, leading Georgia Tech's shocking onslaughts, while Sir Bernard Montgomery flashed across North Africa in pursuit of Erwin Rommel, and the Russians made their goal-line stand at Stalingrad.

He had played only one college football game when Notre Dame scout Wayne Millner warned coach Frank Leahy that "the most dangerous runner in America" would invade South Bend. As a freshman, he finished third in the Heisman Trophy balloting. And then he was gone.

— Ed Hinton, *Atlanta Journal-Constitution*

1943

The 8-3 record posted by the 1943 Tech team doesn't give justice to one of the great seasons in Yellow Jacket history. Heading into November with a 3-3 record, Tech reeled off wins over LSU, Tulane, Clemson and a 48-0 win over Georgia to win the SEC championship. A month later, the Jackets beat Tulsa in the Sugar Bowl, becoming the first team to play in all four major bowls (Sugar, Rose, Cotton, Orange).

1945

Legendary coach Bobby Dodd took over as head coach in 1945 and went on to coach 22 seasons. He compiled a record of 165-64-8 (.713). Dodd won two SEC championships and one national title. Dodd is a member of the College Football Hall of Fame as both a player and coach.



1952

Bobby Dodd's 1952 team finished a perfect 12-0, including a win over seventh-ranked and previously undefeated Ole Miss in the Sugar Bowl. Tech, which shared the national crown with Michigan State, shut out four opponents, beat sixth-ranked Duke and 12th-ranked Alabama. The 1952 team included six all-Americans: Pete Brown, Leon Hardeman, Buck Martin, Hal Miller, Bobby Moorhead and George Morris.

1951-55

From 1951-55, Tech played in five consecutive major bowls — Orange (1951), Sugar (1952, 1953, 1955) and Cotton (1954).

1956

The 1956 team was nearly perfect, going 10-1, losing only to Tennessee (6-0). Tech beat Pittsburgh in the Gator Bowl.



NOVEMBER 17, 1962

Georgia Tech beat Bear Bryant's No. 1-ranked Alabama team, 7-6.

1963

Following the 1963 season, Tech left the SEC and played as an independent until joining the ACC in 1979. Also in 1963, quarterback Billy Lothridge was first-team all-America and finished second in the Heisman Trophy voting. Lothridge also handled kicking and punting duties for the Yellow Jackets, who finished 7-3 with wins over Florida, Clemson, Tennessee, Florida State and Georgia.


1970

Eddie McAshan, the son of a Gainesville (Fla.) mortician, became the first African-American to start at quarterback for a major Southeastern university. McAshan was Tech's starter in 1970, '71 and '72.


1974

Randy Rhino was a three-time all-American (1972-74). Randy was the second of three generations of Rhinos to play at Tech. Chappell Rhino (1950-52), Danny (1974-76) and Kelley (1999-2002) all wore the Gold and White.

NOVEMBER 6, 1976

Georgia Tech, running the wishbone behind quarterback Gary Lanier, beat 11th-ranked Notre Dame, 23-14, despite not attempting a single pass.


NOVEMBER 20, 1978

With temperatures in the 20s, the wind chill at zero, and with an agitated stomach that nearly sidelined him, Georgia Tech tailback Eddie Lee Ivey made college football history on Nov. 20, 1978 at Air Force.

On 26 rushes, Ivey gained 356 yards, breaking an NCAA record, on a field that required de-snowing by a street sweeper twice before the game. Complicating Ivey's plight was his stomach. After a nifty reversal of direction, which resulted in a 73-yard TD run in the second quarter giving Tech a 14-0 lead, Ivey was on the sidelines doubled over, vomiting and in obvious pain. At halftime, Ivey had 122 yards on 12 carries. An 80- yard TD run with 6:08

left in the third quarter gave him 240 yards and broke Brent Cunningham's school record of 217 yards set in 1970. With 10:25 left, Ivey scored on a 57-yard run, giving him 309 yards and putting him within 41 yards of the NCAA record of 350 by Michigan State's Eric Allen vs. Purdue in 1971. After an Air Force drive fizzled, Ivey ran for 13 yards, then for another 13. Adding to the drama, Ivey's stomach began to churn again, to the extent he had to leave the game. His replacement, Ray Friday, shocked everyone by bolting 66 yards up the middle for his second touchdown of the day. When LB Henry Johnson intercepted a Falcon pass, Ivey had his chance. He trotted back onto the field and rushed 21 yards with his first carry, giving him the record.

1980

In 1980, Bill Curry's first season as head coach, Tech went just 1-9-1. However, the Jackets' tie (3-3) came against No. 1 Notre Dame. The following year, the Jackets went just 1-10, but the lone victory was a 24-21 win vs. fourth-ranked Alabama.

1983

Although Tech first joined the Atlantic Coast Conference in 1979, the Yellow Jackets first competed for the football championship in 1983.

1985

In 1985, Georgia Tech went 9-2-1 and beat Michigan State in the All-American Bowl – the Jackets' first bowl win in 15 years. Tech had gone the previous six years with six wins or less. The Yellow Jackets' "Black Watch" defense was led by linebacker Ted Roof.


1990

Georgia Tech moved into the Top 25 for the first time in 1990 after it beat 25th-ranked South Carolina to improve to 3-0. Two weeks later, the Jackets knocked off 15th-ranked Clemson to improve to 5-0. Tech moved into the national championship conversation in early November when Scott Sisson's field goal with seven seconds remaining gave the Yellow Jackets a memorable 41-38 win at No. 1 Virginia. Tech closed the regular season by winning on the road against rival Georgia, 41-23, setting the stage for a 45-21 win over Nebraska in the Citrus Bowl. The following day, Tech learned it shared the national title with Colorado.

1991

Georgia Tech played its first ESPN Thursday night game in 1991, beating Virginia, 24-21, at Bobby Dodd Stadium. Since 1991, the Yellow Jackets have played in the nationally-televised Thursday night game 31 times.

1995

Following the 1994 season, the interim tag was removed and George O'Leary was named Georgia Tech's head coach. O'Leary went 18-16 in his first three seasons, but went on to win at least eight games every year from 1998-2001 and played in five bowls.

1998

Georgia Tech finished 7-1 in the ACC, earning a share of the league title with Florida State. Tech finished 10-2 overall, beat Georgia (21-19) and knocked off Notre Dame in the Toyota Gator Bowl.


NOVEMBER 27, 1999

Luke Manget's field goal in overtime gave Tech an unforgettable 51-48 win over Georgia. The Jacket fans went nuts and carried Joe Hamilton on their shoulders. Following the 1999 season, Joe Hamilton finished second in the Heisman Trophy race and won the Davey O'Brien Award.

AUGUST 27, 2000

The 2000 season opener was cancelled because of a storm at Virginia Tech, but the Jackets won their final seven regular season games including a win in Athens between the hedges.

2006

As a junior, Calvin Johnson was one of college football's most dominant players. He hauled in 76 passes for a school record 1,202 yards and 15 TDs. Johnson led Tech to an ACC Coastal Division crown and he went on to be the second overall pick in the 2007 NFL draft by the Detroit Lions.

2008

The experts predicted Paul Johnson's first season to be a struggle. All Tech did was win nine games and finish tied for first in the ACC's Coastal Division. Along the way, Johnson and his spread option offense won on the road at Clemson, beat Florida State and Miami at home, then closed the regular season with a memorable 45-42 win at rival Georgia after trailing by 16 points.

2009

A remarkable month of November – wins over Mississippi State, Florida State, No. 4 Virginia Tech, Virginia and Vanderbilt – helped Tech win the ACC Coastal Division and earn a berth into the FedEx Orange Bowl. Joshua Nesbitt became the most prolific rushing quarterback in ACC history.

2013

Georgia Tech used the nation's sixth-most prolific rushing attack and an improved defense under former Yellow Jacket great, and then defensive coordinator, Ted Roof, to post a winning record and earn a bowl bid for the 17th-consecutive season. Senior Jeremiah Attaochu broke the school record with 31.5 career sacks.

**NOVEMBER 29, 2014**

In what has now been immortalized as "The Kick and The Pick" by the Georgia Tech faithful, Harrison Butker drilled a career-long 53-yard field goal on the final play of regulation to force overtime at Georgia. After Zach Laskey's go-ahead touchdown in OT, D.J. White picked off a Hutson Mason pass to seal the 30-24 win.

**DECEMBER 31, 2014**

Behind the all-around performance of game MVP Justin Thomas, the Yellow Jackets earned their first Orange Bowl victory in 63 years with a 49-34 win over No. 7 Mississippi State. Tech rushed for an Orange Bowl-record 452 yards. Georgia Tech finished the 2014 season with four games against Top 20 teams, posting a 3-1 record.

**OCTOBER 24, 2015**

Dubbed the "Miracle on Techwood Drive", Patrick Gamble blocked Roberto Aguayo's 56-yard field goal attempt and Lance Austin raced 78 yards for the game-winning score as Georgia Tech upset No. 9 Florida State, 22-16.

2016

A 4-0 stretch run lifted Georgia Tech to a 9-4 campaign, good for a six-win turnaround from the Yellow Jackets' injury-riddled 2015 campaign. The six-win improvement was tied for the best in the nation. The Jackets' 4-0 finish began with a convincing win at No. 18 Virginia Tech and concluded with a heart-stopping triumph at Georgia (Tech's second-straight victory in Athens) and a rout over Kentucky in the TaxSlayer Bowl.

**2022**

On Nov. 29, Georgia Tech alumnus and football letterwinner Brent Key was named the 21st head coach in program history.

Key officially took the reins of the program after leading the Yellow Jackets to a 4-4 record over the final eight games of the 2022 season as interim head coach. The four wins included two road victories over nationally ranked opponents – a 26-21 win at No. 24 Pitt in his first game at the helm on Oct. 1 and a 21-17 triumph at No. 11 North Carolina on Nov. 19.

MEMORABLE GAMES**THE CUMBERLAND GAME**

On Oct. 17, 1916, John Heisman's team crushed Cumberland College 222-0 in the most lopsided and highest-scoring game in college football history.

THE 1929 ROSE BOWL

Cal's Roy Riegels ran the wrong way, as Tech won 8-7 and claimed its second national championship.

1942: GEORGIA TECH 13, NOTRE DAME 6

Tech finally won at Notre Dame for the first time in eight tries, 13-6. Freshman phenom Clint Castleberry threw a touchdown pass in his only season on The Flats, before dying while piloting a plane during World War II.

1949: GEORGIA TECH 7, GEORGIA 6

The Grant Field victory that started "The Drought," Bobby Dodd's eight-year mastery of Georgia.

**1952 ORANGE BOWL
GEORGIA TECH 17, BAYLOR 14**

Pepper Rodgers' last-second field goal gave the Jackets an Orange Bowl comeback win over Baylor and an 11-0-1 season.

1952: GEORGIA TECH 7, ALABAMA 3

In the most exciting game, at that time, in Tech annals, Jackie Rudolph's "\$125,000 tackle" of Bobby Marlow helped preserve the victory, earned Tech a Sugar Bowl bid (and the \$125,000 payout) but also preserved the Jackets' 12-0 season and the Institute's third national title.

1962: GEORGIA TECH 7, ALABAMA 6

Another epic Grant Field win over Alabama, one Dodd called "my greatest victory," Mike McNames scored Tech's only touchdown and made a game-saving tackle to upset Bear Bryant's unbeaten, No. 1 defending national champs.

**1972 LIBERTY BOWL
GEORGIA TECH 31, IOWA STATE 30.**

In Memphis, backup quarterback Jim Stevens -- playing for the suspended Eddie McAshan -- threw for 157 yards and 3 TDs and was named the MVP.

1976: GEORGIA TECH 23, NOTRE DAME 14

In the "Passless Upset," the Jackets – with freshman QB Gary Lanier running Pepper Rodgers' option to perfection – didn't throw a pass, shocking the Irish in a 23-14 win.

**1978: THE EDDIE LEE IVERY GAME
GEORGIA TECH 42, AIR FORCE 21**

On the frozen tundra in Colorado Springs, Eddie Lee Ivery ran wild for 356 yards, breaking the NCAA single-game rushing record.



1980: GEORGIA TECH 3, NOTRE DAME 3
Bill Curry's first team as head coach of the Jackets stunned the unbeaten No. 1 Irish and nearly beat them before a late, tying field goal.

1984: GEORGIA TECH 35, GEORGIA 18
In Athens, this was Bill Curry's turnaround game for the program, one that ended a six-game losing streak to UGA.

**1985 ALL-AMERICAN BOWL
GEORGIA TECH 17, MICHIGAN STATE 14**
In the All-American Bowl at Legion Field, Tech prevailed behind its great "Black Watch" defense and emergency starting QB Todd Ramplay.

1989: GEORGIA TECH 33, GEORGIA 22
Jerry Mays ran for 207 yards to help complete a remarkable 7-4 Georgia Tech turnaround after an 0-3 start.

1990: GEORGIA TECH 21, CLEMSON 19
In one of the many thrilling, physical battles in this rivalry, this stamped Tech as a legitimate national title contender.

1990: GEORGIA TECH 41, VIRGINIA 38
In Charlottesville, in likely the most significant victory in Tech annals, the Jackets staged a phenomenal comeback against No. 1 Virginia's potent offense. Shawn Jones and William Bell led the resurgence, and Scott Sisson's field goal with 7 seconds left stunned UVA and set off a wild celebration back on The Flats.

**1991 CITRUS BOWL
GEORGIA TECH 45, NEBRASKA 21**
In the Citrus Bowl in Orlando, Tech toyed with the Huskers. Behind Jones and Bell once again, the Jackets completed an 11-0-1 season and won the UPI Coaches National Championship the next day by one point in the final poll.

1998: GEORGIA TECH 41, VIRGINIA 38
In another 41-38 thriller, this one in Atlanta, Dez White caught six passes for a school record 243 yards – the last 54 coming on the game-winning catch to upset No. 6 UVA.

1998: GEORGIA TECH 21, GEORGIA 19
In Athens, Brad Chambers' 35-yard field goal in the final seconds ended a seven-game losing streak to UGA.

**1999 GATOR BOWL
GEORGIA TECH 35, NOTRE DAME 28**
In the Gator Bowl in Jacksonville, Fla., White and Joe Hamilton (who threw three TD passes and caught one himself) were co-MVPs, and gave Tech its first 10-win season since 1990 and a final ranking of No. 9.

1999: GEORGIA TECH 51, GEORGIA 48 (OT)
In one of the most thrilling games in Bobby Dodd Stadium annals, Joe Hamilton's last home game was triumphant. Luke Manget's second-chance, OT field goal sent Tech fans into euphoria. Many of them carried Hamilton – who was second in the Heisman Trophy voting that season – on their shoulders and around the stadium.

2003: GEORGIA TECH 17, AUBURN 3
In the first game in newly-expanded and renovated Bobby Dodd Stadium, a sellout crowd of 55,000 roared as freshman QB Reggie Ball passed for one touchdown and set up two other scores. The crowd later stormed the field and tore down the goal posts.

**2004 HUMANITARIAN BOWL
GEORGIA TECH 52, TULSA 10**
In the Humanitarian Bowl in frigid Boise, Idaho, P.J. Daniels ran for an NCAA bowl-record 307 yards and four touchdowns -- despite playing little in the fourth quarter.

2004: GEORGIA TECH 28, CLEMSON 24
In another spine tingler against the Tigers, this one in Death Valley, freshman and eventual ACC Rookie of the Year Calvin Johnson caught two of his three TD receptions in the final 1:50 -- the game-winner from Ball with five seconds left.

2005: GEORGIA TECH 14, MIAMI 10
In an upset of the No. 3 Hurricanes, Tashard Choice played for the injured Daniels and was superb. As was the Tech's resolute defense.

2006: GEORGIA TECH 38, VIRGINIA TECH 27
A year after losing 51-7 in Blacksburg, Va., Tech returned, got a quick start and two first-quarter TD catches from Johnson to win, get revenge over the Hokies and seize control of the ACC's Coastal Division.

2007: GEORGIA TECH 33, NOTRE DAME 3
In South Bend, the Yellow Jackets opened the season by handing the Fighting Irish one of their most embarrassing home losses.

2008: GEORGIA TECH 31, FLORIDA STATE 28
The Yellow Jackets' first win over the Seminoles since 1975 was decided when true freshman Rashaad Reid recovered an FSU fumble in the end zone in the final minute.

2008: GEORGIA TECH 41, MIAMI 23
In Atlanta, the Yellow Jackets flexed their offensive muscle with a nationally-televised win over the 23rd-ranked Hurricanes in a "Whiteout" at Bobby Dodd Stadium.

2008: GEORGIA TECH 45, GEORGIA 42
In Athens, Paul Johnson's first Yellow Jacket team overcame a 26-12 halftime deficit to break a seven-year skid against a Bulldog team that was ranked No. 1 in the preseason. Freshman Roddy Jones ran for 214 yards.

2009: GEORGIA TECH 28, VIRGINIA TECH 23
Tech's first win at home against a top-five ranked team since 1962. The fans stormed the field and tore down the goal posts in the north end zone.

2009: GEORGIA TECH 39, CLEMSON 34
A Yellow Jacket win in the ACC Championship Game that has been vacated, but did send Tech to the FedEx Orange Bowl.

2012: GEORGIA TECH 68, NORTH CAROLINA 50
In the then-highest-scoring game in ACC history, visiting Georgia Tech produced 588 yards of total offense, including 380 rushing yards, and Jamal Golden returned a kickoff 100 yards for a touchdown.

2014: GEORGIA TECH 30, GEORGIA 24 (OT)
In one of the most thrilling games in program history, Harrison Butker drilled a career-long 53-yard field goal on the final play of regulation to force overtime. After Zach Laskey's go-ahead touchdown in OT, D.J. White picked off a Hutson Mason pass to seal the win.

**2014 ORANGE BOWL
GEORGIA TECH 49, MISSISSIPPI ST. 34**
Justin Thomas was named the Orange Bowl MVP, rushing for 121 yards and three touchdowns, as Georgia Tech rushed for a bowl-record 452 yards in a 49-34 win over No. 7 Mississippi State on New Year's Eve.

2015: GEORGIA TECH 22, FLORIDA STATE 16
In one of the craziest finishes in Georgia Tech history, Patrick Gamble blocked Roberto Aguayo's 56-yard field goal attempt as time expired and Lance Austin raced 78 yards for the game-winning score to give Georgia Tech a 22-16 upset win over No. 9 Florida State in the "Miracle on Techwood Drive."

2016: GEORGIA TECH 28, GEORGIA 27
Trailing 27-14 going into the fourth quarter, the Yellow Jackets cut the deficit to six with a 94-yard touchdown drive midway through the final period. Lance Austin intercepted a pass at midfield with less than four minutes to go and Qua Searcy scored on a six-yard run with 30 seconds remaining (on a play that will go down in Tech lore as "The Leap") to seal the comeback victory.

2022: GEORGIA TECH 21, NORTH CAROLINA 17
After trailing 17-0 in the second quarter, the Yellow Jackets rattled off 21 unanswered points over the final 30:48 to upset No. 13/11 North Carolina for the largest comeback for a road win in program history.

2023: GEORGIA TECH 23, MIAMI 20
Trailing 20-17 and with no timeouts left, Georgia Tech's Paul Moala forced a fumble that was recovered by Kyle Kennard at the GT 26 yard line with :26 to go in the game. The Jackets' offense marched 74 yards in four plays, capped by Haynes King's game-winning 44-yard touchdown pass to Christian Leary with :01 left on the clock.



GEORGIA TECH HEAD COACHES

Brent Key is the 14th full-time head coach and the 21st head coach overall in Georgia Tech football history. Prior to 1904, when John Heisman became the school's first permanent head coach, the team was "coached" by professors, interested townspeople or one of the players. Professor Ernest E.

West, a Naval College graduate, directed Tech's first football team in 1892. In 1893 and '94, the squad was coached by volunteers Frank O. Spain, a Mathematics professor, and Lt. Leonard Wood (who later became famous as the colonel in command of Roosevelt's Rough Riders and as Governor General of Cuba), then stationed at Ft. McPherson in Atlanta. The rules were rather lax in those days, so Spain and Wood also played on the team. The next volunteer coach of record was R.B. "Cow" Nalley in 1898, H.T. Collier in 1899-1900, Dr. Cyrus W. Strickler in 1901 and John McKee in 1902-03.

W-L-T	PCT.	OVERALL				CONFERENCE		POSTSEASON		
		HOME	PCT.	AWAY	PCT.	NEUT.	PCT.	W-L-T	PCT.	G
Earnest E. West • 1892 (1 season)										
0-3	.000	0-2	.000	0-1	.000	0-0	.000			
F. O. Spain / Lt. L. Wood • 1893-94 (2 seasons)										
2-4-1	.357	1-4-1	.250	1-0	1.000	0-0	.000			
No Coach • 1896-97 (2 seasons)										
1-2-1	.375	0-0-1	.500	1-2	.333	0-0	.000			
R.B. "Cow" Nalley • 1898 (1 season)										
0-3	.000	0-0	.000	0-2	.000	0-1	.000			
H.T. Collier • 1899-1900 (2 seasons)										
0-9	.000	0-6	.000	0-3	.000	0-0	.000			
Dr. Cyrus Strickler • 1901 (1 season)										
4-0-1	.900	3-0	1.000	0-0-1	.500	1-0	1.000			
John McKee • 1902-03 (2 seasons)										
2-11-2	.200	1-9-1	.136	1-2-1	.375	0-0	.000			
John Heisman • 1904-19 (16 seasons)										
102-29-7	.764	88-24-7	.769	14-5	.737	0-0	.000			
William Alexander • 1920-44 (25 seasons)										
134-95-15	.580	114-48-10	.692	16-44-5	.277	4-3	.571	74-54-15	.569	
Bobby Dodd • 1945-66 (22 seasons)										
165-64-8	.713	105-29-5	.773	50-31-3	.613	10-4	.714	82-39-4	.674	13 9-4 .692
Bud Carson • 1967-71 (5 seasons)										
27-27	.500	21-13	.618	5-13	.278	1-1	.500			2 1-1 .500
Bill Fulcher • 1972-73 (2 seasons)										
12-10-1	.543	9-4-1	.679	1-6	.143	2-0	1.000			1 1-0 1.000
Pepper Rodgers • 1974-79 (6 seasons)										
34-31-2	.522	27-13-1	.671	7-17-1	.300	0-1	.000			1 0-1 .000
Bill Curry • 1980-86 (7 seasons)										
31-43-4	.423	19-21-2	.476	11-22-2	.343	1-0	1.000	13-8-1	.614	1 1-0 1.000
Bobby Ross • 1987-91 (5 seasons)										
31-26-1	.543	22-10	.688	7-15-1	.326	2-1	.667	15-18-1	.456	2 2-0 1.000
Bill Lewis • 1992-94 (3 seasons)										
11-19	.367	8-9	.471	3-10	.231	0-0	.000	7-15	.318	0 0-0 .000
George O'Leary* • 1994-2001 (7 seasons)										
52-33	.612	29-13	.690	20-18	.527	3-2	.600	36-24	.600	5 2-2 .500
Mac McWhorter^										
1-0	1.000									1-0 1.000
Chan Gailey • 2002-07 (6 seasons)										
44-32	.571	25-13	.658	17-15	.531	2-4	.333	28-20	.583	6 2-3 .400
Jon Tenuta^										
0-1	.000									0-1 .000
Paul Johnson • 2008-18 (11 seasons)										
82-60	.577	51-21	.708	27-30	.474	4-9	.308	51-37	.580	9 3-6 .333
Geoff Collins • 2019-22 (3 seasons)										
10-28	.263	7-16	.304	3-12	.200	0-0	.000	7-19	.269	
Brent Key # • 2022-Pres. (1 season)										
11-10	.524	4-6	.400	6-4	.600	1-0	1.000	9-6	.600	1 1-0 1.000

* O'Leary was named interim head coach on Nov. 7, 1994 with three games remaining in the season and was permanently named head coach on Nov. 28, 1994.

^ McWhorter was interim head coach for the 2001 Seattle Bowl; Tenuta was interim head coach for the 2007 Humanitarian Bowl.

Key was named interim head coach on Sept. 26, 2022 with eight games remaining in the season and was named permanent head coach on Nov. 29, 2022.

HALL OF FAME HEAD COACHES



JOHN HEISMAN 1904-1919

- College Football Hall of Fame (inducted 1954)
- 102-27-7 in 16 seasons at Georgia Tech
- Georgia Tech's first full-time head coach
- The first paid coach in the country with a salary of \$2,250 plus 30 percent of the gate
- Led Georgia Tech to its first national title in 1917 with a 9-0 record
- Coached the most-lopsided game in history in Georgia Tech's 222-0 thrashing of Cumberland in 1916
- Served as director of athletics for the Downtown Athletic Club in New York from 1926-36



WILLIAM ALEXANDER 1920-1944

- College Football Hall of Fame (inducted 1951)
- Led Tech to 1928 national title, which was capped by a victory in the 1929 Rose Bowl
- Guided Tech to eight conference titles and coached eight all-America players
- 1942 National Coach of the Year (AFCA)
- Spent entire career at Georgia Tech, also serving as an assistant coach (1912-19) and A.D. (1920-50)



BOBBY DODD 1945-1966

- Member of College Football Hall of Fame as a player (inducted in 1959) and as a coach (inducted in 1993)
- Guided Georgia Tech to a 31-game winning streak from 1951-53, including a 12-0 season and national title in 1952
- Posted a 9-4 record in bowl games, including eight-straight wins
- Enjoyed a 57-year career at Tech as assistant coach (1931-44), head coach, athletics director (1950-76) and alumni association consultant until his death at age 79 on June 21, 1988



PAUL JOHNSON 2008-2018

- College Football Hall of Fame (inducted 2023)
- The first coach ever to be named ACC Coach of the Year in his first two seasons in the league; he is one of only five coaches in ACC history to win Coach of the Year three or more times
- Led Georgia Tech to the ACC Championship game three times
- Led Tech to its first BCS bowl game – FedEx Orange Bowl – in 2009, and its first New Year's Six game – Capital One Orange Bowl – in 2014
- Was at the helm for four of Georgia Tech's nine 9-win seasons since 1967
- Utilizing his patented spread option offense, Tech led the ACC in rushing offense all 11 seasons and had the nation's top ground attack three times under Johnson's tutelage



ASSISTANT COACHES

Del Alexander	2022	Wide Receivers	Geoff Collins	2001	Tight Ends
John Anselmo	1995-97	Defensive Backs	Keith Colson	1983	Wide Receivers
Warner Alford	1968	Junior Varsity Team		1984-85	Defensive Backs
	1969-70	Defense		1986	Rovers & Bandits
Brian Baker	1987-94	Outside Linebackers	Bryan Cook	2013-16	Quarterbacks / B-Backs
	1995	Defensive Coordinator / Outside LBs	Josh Crawford	2023	Wide Receivers
George Barclay	1967	Defense	Romeo Crennel	1980	Defensive Line
Marvin Bass	1960	Defensive Coordinator	Danny Crossman	1999-00	Defensive Ends / Special Teams
Maxie Baughan	1972	Defensive Coordinator		2001	Defensive Backs / Special Teams
	1973	Assistant Head Coach / Linebackers	Gary Crowton	1994	Co-Offensive Coordinator / QBs
John Bell	1954-56	Freshman Coach	Bill Crutchfield	1968-69	Offensive Coordinator
	1959	Head Freshman Coach	Bob Cummings	1957-58	B-Team Coach
	1960-65	Offense	Bill Curry	1976	Offensive Line
Richard Bell	1964-67	Defense	Joe D'Alessandris	2002-07	Offensive Line
Buddy Bennett	1973	Defensive Backs	Mike Daniels	2022	Running Backs
Jess Berry	1960-67	B-Team Coach	Arthur Davis	1961-62	Head Freshman Coach
Dick Bestwick	1967	Offensive Coordinator / Offensive Line	Mike Dean	1980-82	Defensive Backs
	1968	Defensive Coordinator / Linebackers	Kerry Dixon	2019-12	Wide Receivers
	1969-71	Asst. Head Coach / Freshman Coach	Rex Dockery	1972	Offensive Line
	1972-73	Freshman / Junior Varsity Coach	Bobby Dodd	1931-44	Assistant Coach
	1974-75	Offensive Line	Dan Dorazio	1982-83	Offensive Line
Ken Blair	1974-75	Defensive Coordinator	Randy Edsall	1998	Defensive Coordinator / Def. Backs
	1976	Offensive Ends	Ray Ellis	1945	Line Coach
	1977-79	Outside Linebackers		1946-49	Assistant Head Coach
	1980-81	Defensive Coordinator	Ed Emory	1978-79	Defensive Line
Brian Bohannon	2008-12	Quarterbacks / B-backs	Jon Fabris	1980	Assistant Defensive Coach
John Bond	2007	Offensive Coordinator	Dave Fagg	1974	Offensive Coordinator
Bob Bossons	1951	Head Freshman Coach		1975	Assistant Defensive Coach
	1952-56	Head B-Team Coach		1976-78	Quarterbacks
Dave Braine	1974-75	Assistant Defensive Coach	Buster Faulkner	2023-pres.	Offensive Coordinator / Tight Ends
Chuck Bresnahan	1989-91	Inside Linebackers	Paul Ferraro	1999-2000	Defensive Backs
Franklin Brooks	1972	Assistant Defensive Coach	Dub Fesperman	1966	Defense
	1973-74	Assistant Offensive Coach		1967	Defensive Coordinator
	1975	Assistant Defensive Coach	Jack Fligg	1964-65	Head Freshman Coach
	1976	Assistant Offensive Coach		1984-86	Offensive Line / Tackles/Tight Ends
Frank Broyles	1951-56	Backfield Coach / Head Off. Coach	Bobby Franklin	1967	Freshman Coach
Ricky Brumfield	2023	Special Teams Coordinator	Robbie Franklin	1973-75	Offensive Line
	2024	Associate Head Coach for	Ralph Friedgen	1987-91	Offensive Coordinator / Quarterbacks
		Special Teams / Cornerbacks		1997-2000	Offensive Coordinator / Quarterbacks
Samuel Burke	1970	Freshman Coach	Bill Fulcher	1963	Freshman Coach
Rusty Burns	1992-93	Quarterbacks		1966	Defense
Nathan Burton	2019-21	Co-Defensive Coordinator / Safeties		1967	Freshman Coach
				1969	Offense
Craig Candeto	2017-18	Quarterbacks / B-Backs	Marty Galbraith	1992-93	Tackles / Tight Ends
Jim Carlen	1958-60	Freshman Coach	Buddy Geis	2003	Passing Game Coordinator / Receivers
	1961-65	Defense		2004-07	Assistant Head Coach / Receivers
Chris Carpenter	1969-71	Offense	Jerry Glanville	1968	Freshman Coach
Bud Carson	1966	Defensive Coordinator		1969-74	Defense
Bud Casey	1972-73	Receivers	Cary Godette	1992-93	Defensive Line
	1974	Defensive Coordinator	Billy Goodloe	1959-66	Assistant Coach
	1975	Offensive Coordinator	Ray Graves	1947-56	Head Line Coach
	1976-77	Running Backs		1957-59	Assistant Head Coach
Craig Cason	1994	Tight Ends / Special Teams	Al Groh	2010-12	Defensive Coordinator
Mike Cassidy	1992-93	Defensive Coordinator / Def. Backs	Jack Griffin	1954-56	Offensive Ends
Bob Casullo	1995-97	Running Backs / Special Teams		1957-66	Offensive Coordinator
	1998	Special Teams / Defensive Ends		1967-71	Offensive Assistant / Asst. Head Coach
Russell Charles	1975-76	Assistant Offensive Coach	Johnny Griffith	1964-66	B-Team
Tashard Choice	2019-21	Running Backs / Offensive Recruiting Coordinator	Al Guy	1976	Defensive Backs
Andy Christoff	1986	Defensive Backs	John Guy	1981-82	Defensive Line
Ron Cobb	1976-77	Defensive Line		1983-84	Outside Linebackers
Arthur Coleman	1952-60	Defensive Ends / Outside Linebackers		1985-86	Defensive Ends
Marco Coleman	2019-21	Defensive Ends / Outside Linebackers	H.B. "Bo" Hagan	1951	Assistant Freshman Coach
	2023	Defensive Line		1952-53	Head Freshman Coach
			Brick Haley	2002-03	Linebackers



Les Hanly	1978-79	Offensive Line
Tim Harkness	1983	Tight Ends/Receivers
Mark Hendrickson	1985-86	Receivers / Junior Varsity Coach
	1987-91	Tight Ends / Special Teams
Jim Higdon	1974	Assistant
Stan Hixon	1995-99	Wide Receivers
Jeff Hollis	1982	Offensive Line
Jeep Hunter	2006-07	Tight Ends
Mark Hunter	1980-81	Offensive Line
Willie Hunter	1977	Offensive Line
Dave Huxtable	1992-95	Inside Linebackers
	1996-97	Defensive Coordinator / ILBs
Richard Inman	1957-58	B-Team Coach
	1959-65	Defense
Brian Jean-Mary	2004-09	Linebackers
Richard Jones	1948	Head Freshman Coach
	1950-51	Assistant Line Coach
Bill Jordan	1950	End Coach
Dwight Keith	1942	Freshman Coach
	1945-50	Backfield
	1951	B-Team Coach
David Kelly	2000-01	Wide Receivers
Charles Kelly	2006	Wide Receivers
	2007	Special Teams
	2008-09	Cornerbacks
	2010-12	Defensive Backs
Brent Key	2019-22	Asst. Head Coach / Run Game Coordinator / Offensive Line
Larry Knight	2019-22	Defensive Line / Defensive Recruiting Coordinator
James Landrum	1956-67	Recruiting
Rick Lantz	1982-83	Defensive Coordinator
Al Lavan	1977	Receivers
	1978	Running Backs
Lamar Leachman	1968	Offense
	1969-70	Defense
	1971	Defensive Coordinator
Bill Lewis	1971-72	Defensive Backs
Don Lindsey	1984-86	Defensive Coord. / Asst. Head Coach
Chip Long	2022	Offensive Coordinator / Tight Ends
Jim Luck	1955-73	Assistant B-Team Coach
Sam Lyle	1951-53	Assistant Coach
George Manning	1947	Assistant B-Team Coach
	1948	Line
Doug Marrone	1995	Football Operations
	1996	Tight Ends
	1997-99	Offensive Line
Roy McArthur	1934-41	B-Team Coach
	1947-50	B-Team Coach
Peter McCarty	2001	Defensive Tackles
Andy McCollum	2010-12	Defensive Line / Recruiting Coordinator
	2013-15	Inside Linebackers / Recruiting Coord.
	2016-17	Safeties / Recruiting Coordinator
	2018	Inside Linebackers
Norval McKenzie	2023-pres.	Running Backs / Run Game Coordinator
Jeff McLean	1980-81	Running Backs
Bill McCullough	1975-79	Strength Coach
John McKenna	1966	Freshman Coach
Trent McKnight	2024	Wide Receivers
Mac McWhorter	1980	Wide Receivers
	1981-84	Offensive Line
	1985-86	Assistant Head Coach / Operations
	2000	Offensive Line
	2001	Offensive Line / Assistant Head Coach

Bob Miller	1941	Assistant B-Team Coach
	1942-45	Line
	1946-55	Assistant B-Team Coach
John Misciagna	1989	Tight Ends
Curtis Modkins	2002	Defensive Backs
	2003-07	Running Backs
Jeff Monken	2008-09	A-Backs / Special Teams
Tom Moore	1970-71	Offense
Larry New	1983-86	Defensive Line
	1995-97	Defensive Line / Assistant Head Coach
Patrick Nix	2002	Running Backs / Recruiting Coordinator
	2003	Running Game Coordinator / QBs
	2004-06	Offensive Coordinator / Quarterbacks
Greg Nord	1992-94	Running Backs
Bill O'Brien	1998	Running Backs
	1999-2000	Running Backs / Recruiting Coordinator
	2001-02	Offensive Coordinator
George O'Leary	1987-91, '94	Defensive Coordinator / Defensive Line
Steve Ortmayer	1974	Offense
Lamar Owens	2010-15	A-Backs
	2016-18	A-Backs / Special Teams Coordinator
Bill Pace	1973	Offensive Coordinator
Dwain Painter	1982-86	Offensive Coordinator
Dave Patenaude	2019-21	Offensive Coordinator / Quarterbacks
Mike Pelton	2013-17	Defensive Line
Cory Peoples	2024	Defensive Backs
Joe Pittard	1943-70	Assistant B-Team / Freshman Coach
Joe Popp	N/A	
Al "Buzz" Preston	2008-18	Wide Receivers
Kyle Pope	2024	Outside Linebackers / Defensive Ends
Jeff Popovich	2019-21	Cornerbacks / Defensive Special Teams Coordinator
Chuck Prierer	1987-91	Defensive Backs
Tommy Raye	2002	Special Teams
Floyd Reese	1974	Defense
Jerome Riase	2018	Defensive Line
Charlie Rizzo	1987-88	Inside Linebackers
Jimmy Robinson	1987-89	Wide Receivers
Tommie Robinson	2002	Wide Receivers
	2003-05	Tight Ends
Ted Roof	1998	Linebackers
	1999-2001	Defensive Coordinator / Linebackers
	2013-15	Def. Coordinator / Outside Linebackers
	2016-17	Defensive Coordinator / Linebackers
Brad Roper	1980-81	Tight Ends
Ray Rychleski	2014-15	Special Teams Coord. / Co-Off. Line
Bob Sanders	1978	Defensive Line
Tyler Santucci	2024	Defensive Coordinator / Linebackers
Rip Scherer	1980	Quarterbacks
	1981	Offensive Coordinator
	1982-83	Running Backs
	1984	Assistant Head Coach -- Operations
	1986	Assistant Head Coach -- Offense
Jason Semore	2022	Linebackers
Mike Sewak	2008-11	Co-Offensive Line
	2012-18	Offensive Line
Steve Shankweiler	1992-94	Offensive Coordinator / OL
Kevin Sherrer	2023	Linebackers / Co-Defensive Coordinator
Jess Simpson	2024	Defensive Line
Steve Sloan	1972	Offensive Coordinator
Danny Smith	1987-91	Running Backs



ASSISTANT COACHES

	1992-93	Assistant Head Coach / Wide Receivers	David Wilson	2002	Football Operations
	1994	Assistant Head Coach / Defensive Backs		2003-05	Special Teams / Recruiting Coordinator
Giff Smith	2004-05	Defensive Line	Eddie Wilson	1995-96	Quarterbacks
	2006-09	Defensive Line / Recruiting Coordinator		1997-2000	Tight Ends
Rick Smith	1977	JV Coach / Assistant Defensive Coach	Chip Wisdom	1985-86	Running Backs
	1982-85	Defensive Backs	Carl Wise	1957-58	Offensive Backfield
Joe Speed	2010-12	Inside Linebackers	Dave Wommack	2008-09	Defensive Coordinator
	2013-15	Defensive Backs	Shiel Wood	2018	Safeties Coach
	2016-18	Cornerbacks	Lewis Woodruff	1947-50	Freshman Coach
Glenn Spencer	2001	Running Backs		1951-60	Defensive Backfield
	2002-03	Defensive Line		1961-67	Offensive Backfield
Todd Spencer	2008-11	Co-Offensive Line	Nate Woody	2018	Defensive Coordinator
Steve Spurrier	1979	Quarterbacks			
Dave Sollazzo	1999-2000	Defensive Line			
Terry Strock	1990-91	Wide Receivers			
Eric Taggart	1976	JV Coach			
Charlie Tate	1957-58	Freshman Coach			
	1959-60	Offense			
	1961-63	Defensive Coordinator			
Jon Tenuta	2002	Defensive Coordinator			
	2003-05	Defensive Coordinator / Def. Backs			
	2006-07	Associate Head Coach / Defensive Coordinator / Def. Backs			
Bob Thalman	1967-68	Defense			
Andrew Thacker	2019-22	Defensive Coordinator / Linebackers			
	2023	Defensive Coordinator			
Lance Thompson	1995	Tight Ends / Recruiting Coordinator			
	1996-97	Defensive Ends / Recruiting Coordinator			
	1998	Defensive Line / Recruiting Coordinator			
	2001	Defensive Ends / Recruiting Coordinator			
Travares Tillman	2022	Defensive Backs / Defensive Pass Game Coordinator			
	2023	Defensive Backs			
Larry Travis	1977	Offensive Line			
	1978-80	Offensive Coordinator / Offensive Line			
Terry Tuley	1978-79	Receivers			
	1980	Running Backs			
	1981	Receivers			
David Turner	2022	Asst. Head Coach (Defense) / Defensive Run Game Coordinator			
A.G. "Whitey" Urban	1951-59	Offensive Line			
Norm Van Brocklin	1979	Running Backs			
Geep Wade	2023-pres.	Offensive Line			
Dave Walkosky	2012-13	Special Teams Coordinator			
Pat Watson	1987-91	Offensive Line			
	1995-96	Offensive Coordinator / Offensive Line			
Chris Weinke	2022	Quarterbacks /			
	2023	Co-Offensive Coordinator /			
		Quarterbacks			
	2024	Assistant Head Coach /			
		Co-Offensive Coordinator /			
		Quarterbacks			
Ron West	2016-18	Co-Offensive Line			
Jack Westbrook	1977	Defensive Backs			
	1978-79	Defensive Coordinator / Def. Backs			
Chris Wiesehan	2019-21	Tight Ends / Offensive Special Teams Coordinator			
Eric Wilcox	1970	Freshman Coach			
Bob Williams	1972-73	Defensive Line			
Jack Williams	1972-73	Running Backs			
Billy Williamson	1968-71	Defense			
Barry Wilson	1977-82	Inside Linebackers			



YEAR	COACH	CONFERENCE	OVERALL RECORD				CONFERENCE RECORD			
			W-L	H	A	N	W-L	FINISH	H	A
1892	Earnest E. West	No Affiliation	0-3	0-2	0-1	0-0				
1893	F.O. Spain / Lt. L. Wood	No Affiliation	2-1-1	1-1-1	1-0	0-0				
1894	F.O. Spain / Lt. L. Wood	No Affiliation	0-3	0-3	0-0	0-0				
1895	No Team									
1896	No Coach	No Affiliation	1-1-0	0-0-1	1-1	0-0				
1897	No Coach	No Affiliation	0-1	0-0	0-1	0-0				
1898	R.B. "Cow" Nalley	No Affiliation	0-3	0-0	0-2	0-1				
1899	H.T. Collier	No Affiliation	0-5	0-2	0-3	0-0				
1900	H.T. Collier	No Affiliation	0-4	0-4	0-0	0-0				
1901	Dr. Cyrus Strickler	No Affiliation	4-0-1	3-0	0-0-1	1-0				
1902	John McKee	No Affiliation	0-6-2	0-5-1	0-1-1	0-0				
1903	John McKee	No Affiliation	2-5	1-4	1-1	0-0				
1904	John Heisman	No Affiliation	8-1-1	8-0-1	0-1	0-0				
1905	John Heisman	No Affiliation	6-0-1	6-0-1	0-0	0-0				
1906	John Heisman	No Affiliation	5-3-1	5-3-1	0-0	0-0				
1907	John Heisman	No Affiliation	4-4	4-3	0-1	0-0				
1908	John Heisman	No Affiliation	6-3	5-3	1-0	0-0				
1909	John Heisman	No Affiliation	7-2	5-2	2-0	0-0				
1910	John Heisman	No Affiliation	5-3	4-3	1-0	0-0				
1911	John Heisman	No Affiliation	6-2-1	5-2-1	1-0	0-0				
1912	John Heisman	No Affiliation	5-3-1	2-3-1	3-0	0-0				
1913	John Heisman	No Affiliation	7-2	4-2	3-0	0-0				
1914	John Heisman	No Affiliation	6-2	6-1	0-1	0-0				
1915	John Heisman	No Affiliation	7-0-1	6-0-1	1-0	0-0				
1916	John Heisman	SIAA	8-0-1	7-0-1	1-0	0-0				
1917	John Heisman	SIAA	9-0	8-0	1-0	0-0				
1918	John Heisman	SIAA	6-1	6-0	0-1	0-0				
1919	John Heisman	SIAA	7-3	7-2	0-1	0-0				
1920	William Alexander	SIAA	8-1	7-0	1-1	0-0				
1921	William Alexander	SIAA	8-1	8-0	0-0	0-1				
1922	William Alexander	Southern	7-2	7-1	0-1	0-0	4-0			
1923	William Alexander	Southern	3-2-4	3-0-4	0-2	0-0	1-0-4			
1924	William Alexander	Southern	5-3-1	5-2-1	0-1	0-0	3-2-1			
1925	William Alexander	Southern	6-2-1	4-2-1	1-0	1-0	4-1-1			
1926	William Alexander	Southern	4-5	4-4	0-1	0-0	4-3			
1927	William Alexander	Southern	8-1-1	8-0	0-1-1	0-0	7-0-1			
1928	William Alexander	Southern	10-0	7-0	2-0	1-0	7-0	1st		
1929	William Alexander	Southern	3-6	3-3	0-3	0-0	3-5			
1930	William Alexander	Southern	2-6-1	2-4	0-2-1	0-0	2-4-1			
1931	William Alexander	Southern	2-7-1	2-4	0-3-1	0-0	2-4-1			
1932	William Alexander	Southern	4-5-1	2-3-1	2-2	0-0	4-4-1			
1933	William Alexander	SEC	5-5	4-4	1-1	0-0	2-5	11th		
1934	William Alexander	SEC	1-9	1-4	0-5	0-0	0-6	11th		
1935	William Alexander	SEC	5-5	5-2	0-3	0-0	3-4	8th		
1936	William Alexander	SEC	5-5-1	5-3	0-2-1	0-0	3-3-1	t6th		
1937	William Alexander	SEC	6-3-1	4-2-1	2-1	0-0	3-2-1	6th		
1938	William Alexander	SEC	3-4-3	3-1-2	0-3-1	0-0	2-1-3	5th		
1939	William Alexander	SEC	8-2	5-1	2-1	1-0	6-0	t1st		
1940	William Alexander	SEC	3-7	3-3	0-4	0-0	1-5	12th		
1941	William Alexander	SEC	3-6	3-3	0-3	0-0	2-4	9th		
1942	William Alexander	SEC	9-2	6-0	3-1	0-1	4-1	t2nd		
1943	William Alexander	SEC	8-3	6-1	1-2	1-0	3-0	1st		
1944	William Alexander	SEC	8-3	7-1	1-1	0-1	4-0	1st		
1945	Bobby Dodd	SEC	4-6	2-5	2-1	0-0	2-2	t5th		
1946	Bobby Dodd	SEC	9-2	6-0	2-2	1-0	4-2	4th		
1947	Bobby Dodd	SEC	10-1	7-0	2-1	1-0	4-1	2nd		
1948	Bobby Dodd	SEC	7-3	5-2	2-1	0-0	4-3	5th		
1949	Bobby Dodd	SEC	7-3	6-1	1-2	0-0	5-2	4th		
1950	Bobby Dodd	SEC	5-6	3-4	2-2	0-0	4-2	5th		

BOWL / CONFERENCE TITLE / NATIONAL TITLE	
YEAR	
1892	
1893	
1894	
1895	
1896	
1897	
1898	
1899	
1900	
1901	
1902	
1903	
1904	
1905	
1906	
1907	
1908	
1909	
1910	
1911	
1912	
1913	
1914	
1915	
1916	SIAA Champion
1917	SIAA Champion National Champion
1918	SIAA Co-Champion
1919	
1920	SIAA Co-Champion
1921	SIAA Co-Champion
1922	Southern Co-Champion
1923	
1924	
1925	
1926	
1927	Southern Co-Champion
1928	Southern Champion Rose Bowl National Co-Champion
1929	
1930	
1931	
1932	
1933	
1934	
1935	
1936	
1937	
1938	
1939	SEC Co-Champion Orange Bowl
1940	
1941	
1942	Cotton Bowl
1943	SEC Champion Sugar Bowl
1944	SEC Champion Orange Bowl
1945	
1946	Oil Bowl
1947	Orange Bowl
1948	
1949	
1950	



YEAR	COACH	CONFERENCE	OVERALL RECORD				CONFERENCE RECORD			
			W-L	H	A	N	W-L	FINISH	H	A
1951	Bobby Dodd	SEC	11-0-1	6-0-1	4-0	1-0	7-0	1st		
1952	Bobby Dodd	SEC	12-0	8-0	3-0	1-0	6-0	1st		
1953	Bobby Dodd	SEC	9-2-1	6-0	2-2-1	1-0	4-1-1	2nd		
1954	Bobby Dodd	SEC	8-3	5-2	2-1	1-0	6-2	2nd		
1955	Bobby Dodd	SEC	9-1-1	5-1	3-0-1	1-0	4-1-1	3rd		
1956	Bobby Dodd	SEC	10-1	4-1	5-0	1-0	7-1	2nd		
1957	Bobby Dodd	SEC	4-4-2	2-2-2	2-2	0-0	3-4-1	8th		
1958	Bobby Dodd	SEC	5-4-1	4-1-1	1-3	0-0	2-3-1	t8th		
1959	Bobby Dodd	SEC	6-5	2-3	4-1	0-1	3-3	7th		
1960	Bobby Dodd	SEC	5-5	4-1	1-4	0-0	4-4	7th		
1961	Bobby Dodd	SEC	7-4	5-0	2-3	0-1	4-3	t4th		
1962	Bobby Dodd	SEC	7-3-1	4-1-1	3-1	0-1	5-2	4th		
1963	Bobby Dodd	SEC	7-3	5-1	2-2	0-0	4-3	6th		
1964	Bobby Dodd	Independent	7-3	4-2	2-1	1-0				
1965	Bobby Dodd	Independent	7-3-1	5-2	1-1-1	1-0				
1966	Bobby Dodd	Independent	9-2	7-0	2-1	0-1				
1967	Bud Carson	Independent	4-6	3-3	1-3	0-0				
1968	Bud Carson	Independent	4-6	3-3	1-3	0-0				
1969	Bud Carson	Independent	4-6	4-3	0-3	0-0				
1970	Bud Carson	Independent	9-3	6-1	2-2	1-0				
1971	Bud Carson	Independent	6-6	5-3	1-2	0-1				
1972	Bill Fulcher	Independent	7-4-1	5-1-1	1-3	1-0				
1973	Bill Fulcher	Independent	5-6	4-3	0-3	1-0				
1974	Pepper Rodgers	Independent	6-5	5-2	1-3	0-0				
1975	Pepper Rodgers	Independent	7-4	6-2	1-2	0-0				
1976	Pepper Rodgers	Independent	4-6-1	3-3-1	1-3	0-0				
1977	Pepper Rodgers	Independent	6-5	4-2	2-3	0-0				
1978	Pepper Rodgers	Independent	7-5	5-2	2-2	0-1				
1979	Pepper Rodgers	ACC#	4-6-1	4-2	0-4-1	0-0				
1980	Bill Curry	ACC#	1-9-1	1-4-1	0-5	0-0				
1981	Bill Curry	ACC#	1-10	0-6	1-4	0-0				
1982	Bill Curry	ACC#	6-5	3-2	3-3	0-0				
1983	Bill Curry	ACC#	3-8	2-4	1-4	0-0	3-2	3rd	2-1	1-1
1984	Bill Curry	ACC	6-4-1	4-2	2-2-1	0-0	2-2-1	5th	1-1	1-1-1
1985	Bill Curry	ACC	9-2-1	5-2	3-0-1	1-0	5-1	2nd	2-1	3-0
1986	Bill Curry	ACC	5-5-1	4-1-1	1-4	0-0	3-3	4th	2-1	1-2
1987	Bobby Ross	ACC	2-9	2-5	0-4	0-0	0-6	8th	0-3	0-3
1988	Bobby Ross	ACC	3-8	3-3	0-5	0-0	0-7	8th	0-3	0-4
1989	Bobby Ross	ACC	7-4	6-1	1-3	0-0	4-3	t4th	3-1	1-2
1990	Bobby Ross	ACC	11-0-1	6-0	4-0-1	1-0	6-0-1	1st	3-0	3-0-1
1991	Bobby Ross	ACC	8-5	5-1	2-3	1-1	5-2	t2nd	4-0	1-2
1992	Bill Lewis	ACC	5-6	4-2	1-4	0-0	4-4	t4th	3-2	1-2
1993	Bill Lewis	ACC	5-6	3-3	2-3	0-0	3-5	6th	1-2	2-3
1994 ¹	Bill Lewis / George O'Leary	ACC	1-10	1-5	0-5	0-0	0-8	9th	0-4	0-4
1995	George O'Leary	ACC	6-5	4-2	2-3	0-0	5-3	4th	3-1	2-2
1996	George O'Leary	ACC	5-6	4-2	1-4	0-0	4-4	5th	3-1	1-3
1997	George O'Leary	ACC	7-5	3-2	3-3	1-0	5-3	t3rd	3-1	2-2
1998	George O'Leary	ACC	10-2	4-2	5-0	1-0	7-1	t1st	3-1	4-0
1999	George O'Leary	ACC	8-4	6-0	2-3	0-1	5-3	t2nd	4-0	1-3
2000	George O'Leary	ACC	9-3	5-1	4-1	0-1	6-2	t2nd	3-1	3-1
2001 ²	George O'Leary / Mac McWhorter	ACC	8-5	3-3	3-2	2-0	4-4	t4th	2-2	2-2
2002	Chan Gailey	ACC	7-6	4-2	3-3	0-1	4-4	5th	2-2	2-2
2003	Chan Gailey	ACC	7-6	4-2	2-4	1-0	4-4	4th	3-1	1-3
2004	Chan Gailey	ACC	7-5	3-3	3-2	1-0	4-4	t6th	1-3	3-1
2005	Chan Gailey	ACC	7-5	4-2	3-2	0-1	5-3	3rd, Coastal	3-1	2-2
2006	Chan Gailey	ACC	9-5	6-1	3-2	0-2	7-1	1st, Coastal	4-0	3-1
2007 ³	Chan Gailey / Jon Tenuta	ACC	7-6	4-3	3-2	0-1	4-4	3rd, Coastal	2-2	2-2
2008	Paul Johnson	ACC	9-4	6-1	3-2	0-2	5-3	t1st, Coastal	3-1	2-2



BOWL / CONFERENCE TITLE / NATIONAL TITLE	
YEAR	
1951	SEC Champion Orange Bowl
1952	SEC Champion Sugar Bowl National Co-Champion
1953	Sugar Bowl
1954	Cotton Bowl
1955	Sugar Bowl
1956	Gator Bowl
1957	
1958	
1959	Gator Bowl
1960	
1961	Gator Bowl
1962	Bluebonnet Bowl
1963	
1964	
1965	Gator Bowl
1966	Orange Bowl
1967	
1968	
1969	
1970	Sun Bowl
1971	Peach Bowl
1972	Liberty Bowl
1973	
1974	
1975	
1976	
1977	
1978	Peach Bowl
1979	
1980	
1981	
1982	
1983	
1984	
1985	All-American Bowl
1986	
1987	
1988	
1989	
1990	ACC Champion Citrus Bowl National Champion
1991	Aloha Bowl
1992	
1993	
1994	
1995	
1996	
1997	Carquest Bowl
1998	ACC Co-Champion Gator Bowl
1999	Gator Bowl
2000	Peach Bowl
2001	Seattle Bowl
2002	Silicon Valley Classic
2003	Humanitarian Bowl
2004	Champs Sports Bowl
2005	Emerald Bowl
2006	ACC Coastal Division Champion Gator Bowl
2007	Humanitarian Bowl
2008	Humanitarian Bowl



YEAR	COACH	CONFERENCE	OVERALL RECORD				CONFERENCE RECORD			
			W-L	H	A	N	W-L	FINISH	H	A
2009	Paul Johnson	ACC	10-3%	5-1	5-1	0-1	7-1	11st, Coastal	4-0	3-1
2010	Paul Johnson	ACC	6-7	4-2	2-4	0-1	4-4	13rd, Coastal	2-2	2-2
2011	Paul Johnson	ACC	8-5	5-2	3-2	0-1	5-3	12nd, Coastal	3-1	2-2
2012	Paul Johnson	ACC	7-7	4-3	2-3	1-1	5-3	11st, Coastal	3-1	2-2
2013	Paul Johnson	ACC	7-6	5-2	2-3	0-1	5-3	12nd, Coastal	3-1	2-2
2014	Paul Johnson	ACC	11-3	5-1	5-1	1-1	6-2	1st, Coastal	3-1	3-1
2015	Paul Johnson	ACC	3-9	3-4	0-5	0-0	1-7	7th, Coastal	1-3	0-4
2016	Paul Johnson	ACC	9-4	5-2	2-2	2-0	4-4	5th, Coastal	2-2	2-2
2017	Paul Johnson	ACC	5-6	5-1	0-4	0-1	4-4	3rd, Coastal	4-0	0-4
2018	Paul Johnson	ACC	7-6	4-2	3-3	0-1	5-3	2nd, Coastal	2-2	3-1
2019	Geoff Collins	ACC	3-9	2-5	1-4	0-0	2-6	7th, Coastal	1-3	1-3
2020	Geoff Collins	ACC	3-7	2-4	1-3	0-0	3-6	11th @	2-3	1-3
2021	Geoff Collins	ACC	3-9	2-5	1-4	0-0	2-6	6th, Coastal	1-3	1-3
2022 ⁴	Geoff Collins / Brent Key	ACC	5-7	2-4	3-3	0-0	4-4	4th, Coastal	1-3	3-1
2023	Brent Key	ACC	7-6	3-4	3-2	1-0	5-3	t4th	2-2	3-1

NOTES

- # – Georgia Tech joined the ACC in 1979 and became eligible for ACC championship in 1983
- % – Georgia Tech vacated win in 2009 ACC Championship Game due to NCAA sanctions
- 1 – George O’Leary served as interim head coach for final three games
- 2 – Mac McWhorter served as interim head coach for the Seattle Bowl
- 3 – Jon Tenuta served as interim head coach for the Humanitarian Bowl
- @ – No divisions in 2020 due to Covid-19 pandemic
- 4 – Brent Key served as interim head coach for final eight games

YEARS	OVERALL RECORD								
	G	W-L-T	PCT	H	PCT	A	PCT	N	PCT
1892-1899	22	3-17-2	.182	1-8-2	.182	2-8	.200	0-1	.000
1900-1909	76	42-28-6	.592	37-24-4	.600	4-4-2	.500	1-0	1.000
1910-1919	86	66-16-4	.761	55-13-4	.792	11-3	.786	0-0	.000
1920-1929	92	62-23-7	.712	56-12-6	.797	4-10-1	.300	2-1	.667
1930-1939	100	41-51-8	.450	33-28-4	.538	7-23-4	.265	1-0	1.000
1940-1949	104	68-36	.654	51-16	.761	14-18	.438	3-2	.600
1950-1959	111	79-26-6	.739	45-14-4	.746	28-11-2	.707	6-6	.857
1960-1969	104	61-41-2	.596	44-16-1	.729	15-22-1	.408	2-3	.400
1970-1979	114	61-50-3	.548	47-21-2	.686	11-27-1	.295	3-2	.600
1980-1989	111	43-64-4	.405	30-30-2	.500	12-34-2	.271	1-0	1.000
1990-1999	116	66-49-1	.573	40-19	.678	22-28-1	.441	4-2	.667
2000-2009	128	80-48	.625	44-19	.698	32-21	.604	4-8	.333
2010-2019	128	66-62	.516	42-24	.636	20-31	.392	4-7	.364
2020-Present	47	18-29	.382	9-17	.346	8-12	.400	1-0	1.000



BOWL / CONFERENCE TITLE / NATIONAL TITLE	
YEAR	
2009	ACC Coastal Division Champion Orange Bowl
2010	Independence Bowl
2011	Sun Bowl
2012	ACC Coastal Division Champion Sun Bowl
2013	Music City Bowl
2014	ACC Coastal Division Champion Orange Bowl
2015	
2016	TaxSlayer Bowl Champion
2017	
2018	Quick Lane Bowl
2019	
2020	
2021	
2022	
2023	Gasparilla Bowl Champion

YEARS	CONFERENCE RECORD						BOWL RECORD			
	G	W-L	PCT	H	PCT	A	PCT	G	W-L	PCT
1892-1899										
1900-1909										
1910-1919										
1920-1929	51	33-11-7	.716					1	1-0	1.000
1930-1939	68	27-33-8	.456					1	1-0	1.000
1940-1949	53	33-20	.623					5	3-2	.600
1950-1959	67	46-17-4	.716					7	6-1	.857
1960-1969	29	17-12	.586					4	1-3	.250
1970-1979								4	2-2	.500
1980-1989	42	17-24-1	.417	10-11-0	.476	7-13-1	.357	1	1-0	1.000
1990-1999	78	44-33-1	.571	27-12-0	.692	17-21-1	.449	5	4-1	.800
2000-2009	80	50-30	.625	27-13	.675	23-17	.575	10	3-7	.300
2010-2019	80	41-39	.513	24-16	.600	17-23	.425	7	3-4	.429
2020-Present	33	14-19	.424	6-11	.353	8-8	.500	1	1-0	1.000



1892 (H: 0-2, A: 0-1) **0-3** **1900** (H: 0-4) **0-4**

Coach: Earnest E. West

DATE	OPPONENT	W/L	SCORE	REC
N 5	Mercer (Central Park)	L	6-12	0-1
N 19	Vanderbilt (Piedmont Park)	L	10-20	0-2
N 25	Auburn (Brisbine Park) (FRI)	L	0-26	0-3

Coach: H.T. Collier

DATE	OPPONENT	W/L	SCORE	REC
O 13	Georgia	L	0-12	0-1
O 20	Nashville	L	0-23	0-2
O 29	Sewanee (MON)	L	0-34	0-3
D 7	Davidson (FRI)	L	6-38	0-4

Home games played at Piedmont Park

1893 (H: 1-1-1, A: 1-0) **2-1-1**

Coaches: Frank O. Spain & Lt. Leonard Wood

Captain: W.W. Hunter

DATE	OPPONENT	W/L	SCORE	REC
N 4	at Georgia	W	28-6	1-0-0
N 11	Mercer	W	10-6	2-0-0
N 30	St. Albans ¹ (T)	L	0-6	2-1-0
D 7	Auburn (THU)	T	0-0	2-1-1

1 – Played at Piedmont Park

1901 (H: 3-0, A: 0-0-1, N: 1-0) **4-0-1**

Coach: Dr. Cyrus W. Strickler

Captain: A.B. Hollison

DATE	OPPONENT	W/L	SCORE	REC
O 12	Gordon	W	29-0	1-0-0
O 15	Furman (TUE)	W	17-0	2-0-0
O 18	vs. Wofford ¹ (FRI)	W	33-0	3-0-0
O 26	at Furman	T	5-5	3-0-1
N 9	South Carolina	W	13-0	4-0-1

1 – Played in Augusta, Ga.
Home games played at Piedmont Park

1894 (H: 0-3) **0-3**

Coaches: Frank O. Spain & Lt. Leonard Wood

Captain: Thomas Ratoul

DATE	OPPONENT	W/L	SCORE	REC
O 27	Savannah A.A.	L	0-8	0-1
N 17	Auburn ¹	L	0-94	0-2
N 29	Ft. McPherson ¹ (T)	L	0-34	0-3

1 – Played at Athletic Park

1902 (H: 0-5-1, A: 0-1-1) **0-6-2**

Coach: John McKee

Captain: Bully Young

DATE	OPPONENT	W/L	SCORE	REC
O 11	Auburn	L	6-18	0-1-0
O 18	Clemson	L	5-44	0-2-0
O 25	Georgia	T	0-0	0-2-1
N 1	at Furman	T	0-0	0-2-2
N 8	St. Albans	L	0-17	0-3-2
N 13	Davidson (THU)	L	6-7	0-4-2
N 22	Tennessee	L	6-10	0-5-2
N 27	at Alabama ¹ (T)	L	0-26	0-6-2

1 – Played at Birmingham, Ala.
Home games played at Brisbine Park

1895

NO TEAM

1896 (H: 0-0-1, A: 1-1) **1-1-1**

No Captain or Coach

DATE	OPPONENT	W/L	SCORE	REC
O 31	at Mercer (Central Park)	W	6-4	1-0-0
N 7	at Auburn	L	0-45	1-1-0
N 21	Mercer (Brisbine Park)	T	12-12	1-1-1

1897 (H: 0-0, A: 0-1) **0-1**

No Captain or Coach

DATE	OPPONENT	W/L	SCORE	REC
O 23	at Georgia	L	0-28	0-1

1903 (H: 1-4, A: 1-1) **2-5**

Coach: John McKee

Captain: Jesse Thrash

DATE	OPPONENT	W/L	SCORE	REC
O 17	Clemson	L	0-73	0-1
O 24	Georgia	L	0-38	0-2
O 31	at Samford	W	37-0	1-2
N 7	Florida State	W	17-0	2-2
N 14	Auburn	L	5-10	2-3
N 21	at Tennessee	L	0-11	2-4
N 26	South Carolina (T)	L	0-16	2-5

Home games played at Piedmont Park

1898 (H: 0-0, A: 0-2, N: 0-1) **0-3**

Coach: R.B. "Cow" Nalley

No Captain

DATE	OPPONENT	W/L	SCORE	REC
N 5	at Auburn	L	6-29	0-1
N 24	vs. Clemson ¹ (T)	L	0-23	0-2
D 22	at Georgia (THU)	L	0-15	0-3

1 – Played in Augusta, Ga.


1899 (H: 0-2, A: 0-3) **0-5**

Coach: H.T. Collier

Captain: Pete Wooley

DATE	OPPONENT	W/L	SCORE	REC
O 14	at Auburn	L	0-63	0-1
O 23	Sewanee (MON)	L	0-30	0-2
O 28	at Georgia	L	0-20	0-3
N 11	Nashville	L	0-15	0-4
N 30	at Clemson ¹ (T)	L	5-41	0-5

1 – Played in Greenville, S.C.



JOHN HEISMAN
Head Coach (1904-19)
16 seasons
Record: 102-29-7 (.764)

■ From 1908-11, home games played at Ponce de Leon Park.

1908(H: 5-3, A: 1-0) **6-3****Captain:** L.W. Robert

DATE	OPPONENT	W/L	SCORE	REC
O 3	Gordon	W	32-0	1-0
O 10	Mooney School (Tenn.)	W	30-0	2-0
O 17	Mississippi State	W	23-0	3-0
O 24	Alabama	W	11-6	4-0
O 31	Tennessee	L	5-6	4-1
N 7	Auburn	L	0-44	4-2
N 14	Sewanee	L	0-6	4-3
N 19	at Mercer	W	16-6	5-3
N 26	at Clemson (†)	W	30-6	6-3

1909(H: 5-2, A: 2-0) **7-2****Captain:** John Davis

DATE	OPPONENT	W/L	SCORE	REC
O 2	Gordon	W	18-6	1-0
O 9	Mooney School (Tenn.)	W	35-6	2-0
O 16	South Carolina	W	59-0	3-0
O 23	Sewanee	L	0-15	3-1
O 30	at Tennessee	W	29-0	4-1
N 6	Auburn	L	0-8	4-2
N 13	at Mercer	W	35-0	5-2
N 20	Georgia	W	12-6	6-2
N 25	Clemson (†)	W	29-3	7-2

1910(H: 4-3, A: 1-0) **5-3****Captain:** Dean Hill

DATE	OPPONENT	W/L	SCORE	REC
O 1	Gordon	W	57-0	1-0
O 8	Chattanooga	W	18-0	2-0
O 15	Mercer	W	46-0	3-0
O 22	at Alabama	W	36-0	4-0
N 5	Auburn	L	0-16	4-1
N 12	Vanderbilt	L	0-23	4-2
N 19	Georgia	L	6-11	4-3
N 24	Clemson (†)	W	34-0	5-3

1911(H: 5-2-1, A: 1-0) **6-2-1****Captain:** H.W. Patterson

DATE	OPPONENT	W/L	SCORE	REC
S 30	11th Cavalry	W	22-5	1-0-0
O 7	at Samford	W	28-0	2-0-0
O 14	Tennessee	W	24-0	3-0-0
O 21	Mercer	W	17-0	4-0-0
O 29	Alabama	T	0-0	4-0-1
N 4	Auburn	L	6-11	4-1-1
N 11	Sewanee	W	23-0	5-1-1
N 18	Georgia	L	0-5	5-2-1
N 30	Clemson (†)	W	31-0	6-2-1

Home games played at The Flats

1904(H: 8-0-1, A: 0-1) **8-1-1****Captain:** Barlen Moore

DATE	OPPONENT	W/L	SCORE	REC
O 1	Ft. McPherson	W	11-5	1-0-0
O 8	Florida State	W	35-0	2-0-0
O 15	Mooney School (Tenn.)	W	51-0	3-0-0
O 17	Florida (MON)	W	77-0	4-0-0
O 22	Tennessee	W	2-0	5-0-0
O 29	at Auburn	L	0-12	5-1-0
N 5	Clemson	T	11-11	5-1-1
N 12	Georgia	W	23-6	6-1-1
N 16	Tennessee Meds (WED)	W	59-0	7-1-1
N 24	Cumberland (†)	W	18-0	8-1-1

Home games played at Piedmont Park

1905(H: 6-0-1) **6-0-1****Captain:** Louie Clark

DATE	OPPONENT	W/L	SCORE	REC
O 7	Dahlonoga	W	54-0	1-0-0
O 21	Alabama	W	12-5	2-0-0
O 28	Cumberland	W	18-0	3-0-0
N 4	Tennessee	W	45-0	4-0-0
N 11	Sewanee	T	18-18	4-0-1
N 18	Georgia	W	46-0	5-0-1
N 30	Clemson (†)	W	17-12	6-0-1

Home games played on campus at The Flats, future site of Grant Field

1906(H: 5-3-1) **5-3-1****Captain:** E.C. Davies

DATE	OPPONENT	W/L	SCORE	REC
S 29	Maryville	T	6-6	0-0-1
O 6	Dahlonoga	W	11-0	1-0-1
O 13	Grant University (Tenn.)	W	18-0	2-0-1
O 20	Sewanee	L	0-16	2-1-1
O 27	Davidson	W	4-0	3-1-1
N 3	Auburn	W	11-0	4-1-1
N 10	Georgia	W	17-0	5-1-1
N 17	Vanderbilt	L	6-37	5-2-1
N 29	Clemson (†)	L	0-10	5-3-1

Home games played at The Flats

1907(H: 4-3, A: 0-1) **4-4****Captain:** C.A. Sweet

DATE	OPPONENT	W/L	SCORE	REC
O 5	Gordon ¹	W	51-0	1-0
O 12	Dahlonoga ¹	W	70-0	2-0
O 19	Tennessee ²	W	6-4	3-0
O 26	Auburn ²	L	6-12	3-1
N 2	Georgia ²	W	10-6	4-1
N 9	Sewanee ²	L	0-18	4-2
N 16	at Vanderbilt	L	0-54	4-3
N 28	Clemson ² (†)	L	5-6	4-4

1 - Played at The Flats

2 - Played at Ponce de Leon Park



1912 (H: 2-3-1, A: 3-0) **5-3-1**

Captain: Hugh Leuhrman

DATE	OPPONENT	W/L	SCORE	REC
S 28	11th Cavalry	T	0-0	0-0-1
O 5	at The Citadel	W	20-16	1-0-1
O 12	Alabama	W	20-3	2-0-1
O 19	at Florida ¹	W	14-7	3-0-1
O 26	at Mercer	W	16-6	4-0-1
N 2	Auburn	L	7-27	4-1-1
N 9	Sewanee	L	0-7	4-2-1
N 16	Georgia	L	0-20	4-3-1
N 28	Clemson (†)	W	23-0	5-3-1

1 – Played in Jacksonville, Fla.

■ Grant Field, with its first permanent seating, was built prior to the 1913 season. From this point, all home games were played at Grant Field unless noted.

1913 (H: 4-2, A: 3-0) **7-2**

Captain: Homer Cook

DATE	OPPONENT	W/L	SCORE	REC
S 27	Ft. McPherson	W	19-0	1-0
O 4	at The Citadel	W	47-0	2-0
O 11	at Chattanooga	W	71-6	3-0
O 18	Mercer	W	33-0	4-0
O 25	at Florida ¹	W	13-3	5-0
N 1	Sewanee	W	33-0	6-0
N 8	Auburn	L	0-20	6-1
N 15	Georgia	L	0-14	6-2
N 27	Clemson (†)	W	34-0	7-2

1 – Played in Jacksonville, Fla.

1914 (H: 6-1, A: 0-1) **6-2**

Captain: K.J. Fielder

DATE	OPPONENT	W/L	SCORE	REC
O 3	South Carolina	W	20-0	1-0
O 10	Mercer	W	105-0	2-0
O 17	at Alabama ¹	L	0-13	2-1
O 24	VMI	W	28-7	3-1
O 31	Sewanee	W	20-0	4-1
N 7	Auburn	L	0-14	4-2
N 14	Georgia	W	7-0	5-2
N 26	Clemson (†)	W	26-6	6-2

1 – Played in Birmingham, Ala.

1915 (H: 6-0-1, A: 1-0) **7-0-1**

Captain: D.E. Morrison

DATE	OPPONENT	W/L	SCORE	REC
O 2	Mercer	W	52-0	1-0-0
O 9	Davidson	W	27-7	2-0-0
O 16	Transylvania	W	67-0	3-0-0
O 23	at LSU ¹	W	36-7	4-0-0
O 30	North Carolina	W	23-3	5-0-0
N 6	Alabama	W	21-7	6-0-0
N 13	Georgia	T	0-0	6-0-1
N 25	Auburn (†)	W	7-0	7-0-1

1 – Played in New Orleans, La.

SIAA **1916-21**

1916 (H: 7-0-1, A: 1-0) **8-0-1**

SIAA CHAMPIONS

Captain: J.T. Johnson

DATE	OPPONENT	W/L	SCORE	REC
S 30	Mercer	W	61-0	1-0
O 7	Cumberland	W	222-0	2-0
O 14	Davidson	W	9-0	3-0
O 21	North Carolina	W	10-6	4-0
O 28	Washington & Lee	T	7-7	4-0-1
N 4	Tulane	W	45-0	5-0-1
N 11	Alabama	W	13-0	6-0-1
N 18	at Georgia	W	21-0	7-0-1
N 30	Auburn (†)	W	33-7	8-0-1

1917 (H: 8-0, A: 1-0) **9-0**

CO-NATIONAL CHAMPIONS, SIAA CHAMPIONS

Captain: W.G. Carpenter

DATE	OPPONENT	W/L	SCORE	REC
S 29	Furman (DH)	W	25-0	1-0
	Wake Forest (DH)	W	33-0	2-0
O 6	Pennsylvania	W	41-0	3-0
O 13	Davidson	W	32-10	4-0
O 20	Washington & Lee	W	63-0	5-0
N 3	Vanderbilt	W	83-0	6-0
N 10	at Tulane	W	48-0	7-0
N 17	Carlisle	W	98-0	8-0
N 29	Auburn (†)	W	68-7	9-0

1918 (H: 6-0, A: 0-1) **6-1**

SIAA CHAMPIONS


Captain: W.R. Fincher

DATE	OPPONENT	W/L	SCORE	REC
O 5	Clemson	W	28-0	1-0
O 12	Furman	W	118-0	2-0
O 19	11th Cavalry	W	123-0	3-0
O 26	Camp Gordon	W	28-0	4-0
N 10	NC State	W	128-0	5-0
N 23	at Pittsburgh	L	0-32	5-1
N 28	Auburn (†)	W	41-0	6-1

1919 (H: 7-2, A: 0-1) **7-3**

Captain: G.M. Phillips

DATE	OPPONENT	W/L	SCORE	REC
S 20	5th Division	W	48-0	1-0
S 27	Furman	W	74-0	2-0
O 4	Wake Forest	W	14-0	3-0
O 11	Clemson	W	28-0	4-0
O 18	Vanderbilt	W	20-0	5-0
O 25	at Pittsburgh	L	6-16	5-1
N 1	Davidson	W	33-0	6-1
N 8	Washington & Lee	L	0-3	6-2
N 15	Georgetown	W	27-0	7-2
N 27	Auburn (†)	L	7-14	7-3



WILLIAM ALEXANDER
Head Coach (1920-44)
25 seasons
Record: 134-95-15 (.580)

1920 (H: 7-0, A: 1-1) **8-1**

SIAA CO-CHAMPIONS

Captain: A.R. Flowers

DATE	OPPONENT	W/L	SCORE	REC
S 25	Wake Forest	W	44-0	1-0
O 2	Oglethorpe	W	55-0	2-0
O 9	Davidson	W	66-0	3-0
O 16	at Vanderbilt	W	44-0	4-0
O 23	at Pittsburgh	L	3-10	4-1
O 30	Centre	W	24-0	5-1
N 6	Clemson	W	7-0	6-1
N 13	Georgetown	W	35-6	7-1
N 25	Auburn (†)	W	34-0	8-1

1921 (H: 8-0, A: 0-0, N: 0-1) **8-1**

SIAA CO-CHAMPIONS

Captain: J.W. Harlan

DATE	OPPONENT	W/L	SCORE	REC
S 24	Wake Forest	W	42-0	1-0
O 1	Oglethorpe	W	41-0	2-0
O 8	Davidson	W	70-0	3-0
O 15	Furman	W	69-0	4-0
O 22	Rutgers	W	48-14	5-0
O 29	vs. Penn State ¹	L	7-28	5-1
N 5	Clemson	W	48-7	6-1
N 12	Georgetown	W	21-7	7-1
N 24	Auburn (†)	W	14-0	8-1

1 – Played in Polo Grounds, N.Y.

SOUTHERN CONFERENCE 1922-32

1922 (H: 7-1, A: 0-1) **7-2, 4-0 (SC)**

SOUTHERN CONFERENCE CO-CHAMPIONS

Captain: Red Barron

DATE	OPPONENT	W/L	SCORE	REC
S 30	Oglethorpe	W	31-6	1-0
O 7	Davidson	W	19-0	2-0
O 14	Alabama	W	33-7	3-0
O 21	at Navy	L	0-13	3-1
O 28	Notre Dame	L	3-13	3-2
N 4	Clemson	W	21-7	4-2
N 11	Georgetown	W	19-7	5-2
N 18	NC State	W	17-0	6-2
N 30	Auburn (†)	W	14-6	7-2

1923 (H: 3-0-4, A: 0-2) **3-2-4, 1-0-4 (SC)**

Captain: J.F. McIntyre

DATE	OPPONENT	W/L	SCORE	REC
S 23	Oglethorpe	W	28-13	1-0-0
O 6	VMI	W	10-7	2-0-0
O 13	Florida	T	7-7	2-0-1
O 20	Georgetown	W	20-10	3-0-1
O 27	at Notre Dame	L	7-35	3-1-1
N 3	Alabama	T	0-0	3-1-2
N 10	at Penn State	L	0-7	3-2-2
N 17	Kentucky	T	3-3	3-2-3
N 29	Auburn (†)	T	0-0	3-2-4

1924 (H: 5-2-1, A: 0-1) **5-3-1, 3-2-1 (SC)**

Captain: George Gardner

DATE	OPPONENT	W/L	SCORE	REC
S 27	Oglethorpe	W	19-0	1-0-0
O 4	VMI	W	3-0	2-0-0
O 11	Florida	T	7-7	2-0-1
O 18	Penn State	W	15-13	3-0-1
O 25	Alabama	L	0-14	3-1-1
N 1	at Notre Dame	L	3-34	3-2-1
N 8	LSU	W	28-7	4-2-1
N 15	Vanderbilt	L	0-3	4-3-1
N 27	Auburn (†)	W	7-0	5-3-1

1925 (H: 4-2-1, A: 1-0, N: 1-0) **6-2-1, 4-1-1 (SC)**

Captain: S.D. Wycoff

DATE	OPPONENT	W/L	SCORE	REC
S 28	Oglethorpe	W	13-7	1-0
O 3	VMI	W	33-0	2-0
O 10	vs. Penn State ¹	W	16-7	3-0
O 17	Florida	W	23-7	4-0
O 24	Alabama	L	0-7	4-1
O 31	Notre Dame	L	0-13	4-2
N 7	at Vanderbilt	W	7-0	5-2
N 14	Georgia	W	3-0	6-2
N 26	Auburn (†)	T	7-7	6-2-1

1 – Played at Yankee Stadium

1926 (H: 4-4, A: 0-1) **4-5, 4-3 (SC)**

Captain: Owen Pool

DATE	OPPONENT	W/L	SCORE	REC
S 25	Oglethorpe	L	6-7	0-1
O 2	VMI	W	13-0	1-1
O 9	Tulane	W	9-6	2-1
O 16	Alabama	L	0-21	2-2
O 23	Washington & Lee	W	19-7	3-2
O 30	at Notre Dame	L	0-12	3-3
N 6	Vanderbilt	L	7-13	3-4
N 13	Georgia	L	13-14	3-5
N 25	Auburn (†)	W	20-7	4-5

**1927** (H: 8-0, A: 0-1-1) **8-1-1, 7-0-1 (SC)** **1931** (H: 2-4, A: 0-3-1) **2-7-1, 2-4-1 (SC)****SOUTHERN CONFERENCE CHAMPIONS****Captain:** E.J. Crowley

DATE	OPPONENT	W/L	SCORE	REC
O 1	VMI	W	7-0	1-0
O 8	Tulane	W	13-6	2-0
O 15	Alabama	W	13-0	3-0
O 22	North Carolina	W	13-0	4-0
O 29	at Notre Dame	L	7-26	4-1
N 5	at Vanderbilt	T	0-0	4-1-1
N 12	LSU	W	23-0	5-1-1
N 19	Oglethorpe	W	19-7	6-1-1
N 24	Auburn (T)	W	18-0	7-1-1
D 3	Georgia	W	12-0	8-1-1

Captain: H.C. Neblett

DATE	OPPONENT	W/L	SCORE	REC
O 3	South Carolina	W	25-13	1-0
O 10	Carnegie Tech	L	0-13	1-1
O 17	Auburn	L	0-13	1-2
O 24	at Tulane	L	0-33	1-3
O 31	Vanderbilt	L	7-49	1-4
N 7	at North Carolina	T	19-19	1-4-1
N 14	at Penn	L	12-13	1-5-1
N 21	Florida	W	23-0	2-5-1
N 28	Georgia	L	6-35	2-6-1
D 26	California	L	6-21	2-7-1

1928 (H: 7-0, A: 2-0, N: 1-0) **10-0, 7-0 (SC)** **1932** (H: 2-3-1, A: 2-2) **4-5-1, 4-4-1 (SC)****CO-NATIONAL CHAMPIONS, SOUTHERN CHAMPIONS****Captain:** H.R. Pund

DATE	OPPONENT	W/L	SCORE	REC
O 6	VMI	W	13-0	1-0
O 13	at Tulane	W	12-0	2-0
O 20	North Carolina	W	13-0	3-0
O 27	at North Carolina	W	20-7	4-0
N 3	Oglethorpe	W	32-7	5-0
N 10	Vanderbilt	W	19-7	6-0
N 17	Alabama	W	33-13	7-0
N 29	Auburn (T)	W	51-0	8-0
D 8	Georgia	W	20-6	9-0

Captain: H.C. Neblett

DATE	OPPONENT	W/L	SCORE	REC
O 1	Clemson	W	32-14	1-0
O 8	Kentucky	L	6-12	1-1
O 15	Auburn	L	0-6	1-2
O 22	at North Carolina	W	43-14	2-2
O 29	at Vanderbilt	L	0-12	2-3
N 5	Tulane	L	14-20	2-4
N 12	Alabama	W	6-0	3-4
N 19	at Florida	W	6-0	4-4
N 26	Georgia	T	0-0	4-4-1
D 17	at California	L	7-27	4-5-1

ROSE BOWL (Pasadena, Calif.)

J 1	vs. California	W	8-7	10-0
-----	----------------	---	-----	------

SEC **1933-63****1929** (H: 3-3, A: 0-3) **3-6, 3-5 (SC)** **1933** (H: 4-4, A: 1-1) **5-5, 2-5 (SEC)****Captain:** Harold Rusk

DATE	OPPONENT	W/L	SCORE	REC
O 5	Mississippi A&M	W	27-13	1-0
O 12	North Carolina	L	7-18	0-1
O 19	Florida	W	19-6	2-1
O 26	at Tulane	L	14-20	2-2
N 2	Notre Dame	L	6-26	2-3
N 9	at Vanderbilt	L	7-23	2-4
N 16	Alabama	L	0-14	2-5
N 28	Auburn (T)	W	19-6	3-5
D 7	at Georgia	L	6-12	3-6

Captains: E.E. Laws, R.H. Tharpe

DATE	OPPONENT	W/L	SCORE	REC
S 30	Clemson	W	39-2	1-0
O 7	at Kentucky	L	6-7	1-1
O 14	Auburn	W	16-6	2-1
O 21	Tulane	L	0-7	2-2
O 28	at North Carolina	W	10-6	3-2
N 4	Vanderbilt	L	6-9	3-3
N 11	Florida	W	19-7	4-3
N 18	Alabama	L	9-12	4-4
N 25	Georgia	L	6-7	4-5
D 2	Duke	W	6-0	5-5

1930 (H: 2-4, A: 0-2-1) **2-6-1, 2-4-1 (SC)** **1934** (H: 1-4, A: 0-5) **1-9, 0-6 (SEC)****Captain:** Earl Dunlap

DATE	OPPONENT	W/L	SCORE	REC
O 4	South Carolina	W	45-0	1-0
O 11	at Carnegie Tech	L	0-31	1-1
O 18	Auburn	W	14-12	2-1
O 25	Tulane	L	0-28	2-2
N 1	at North Carolina	T	6-6	2-2-1
N 8	Vanderbilt	L	0-6	2-3-1
N 15	at Penn	L	7-34	2-4-1
N 27	Florida (T)	L	7-55	2-5-1
D 6	Georgia	L	0-13	2-6-1

Captain: Jack Phillips

DATE	OPPONENT	W/L	SCORE	REC
S 29	Clemson	W	12-7	1-0
O 6	Vanderbilt	L	12-27	1-1
O 13	at Duke	L	0-20	1-2
O 20	at Michigan	L	2-9	1-3
O 27	at Tulane	L	12-20	1-4
N 3	North Carolina	L	0-26	1-5
N 10	Auburn	L	6-18	1-6
N 17	Alabama	L	0-40	1-7
N 24	at Florida	L	12-13	1-8
D 1	at Georgia	L	0-7	1-9



1935

(H: 5-2, A: 0-3) **5-5, 3-4** (SEC)

Captain: R.W. Eubanks

DATE	GT	OPP	OPPONENT	W/L	SCORE	REC
S 28			Presbyterian	W	33-0	1-0
O 5			Sewanee	W	32-0	2-0
O 12			at Kentucky	L	6-25	2-1
O 19			Duke	W	6-0	3-1
O 26			at North Carolina	L	0-19	3-2
N 2			Vanderbilt	L	13-14	3-3
N 9			Auburn	L	7-33	3-4
N 16			at Alabama	L	7-38	3-5
N 23			Florida	W	39-6	4-5
N 30			Georgia	W	19-7	5-5

■ The Associated Press began its college football poll in 1936. The numbers indicate Georgia Tech's and the opponent's rank at the time of the game.

1939

(H: 5-1, A: 2-1, N: 1-0) **8-2, 6-0** (SEC)

SEC CO-CHAMPIONS

Captain: R.W. Murphy

DATE	GT	OPP	OPPONENT	W/L	SCORE	REC
O 7		*2	at Notre Dame	L	14-17	0-1
O 14			Samford	W	35-0	1-1
O 21			Vanderbilt	W	14-6	2-1
O 28			Auburn	W	7-6	3-1
N 4		*12	Duke	L	6-7	3-2
N 11		*18	Kentucky	W	13-6	4-2
N 18			at Alabama	W	6-0	5-2
N 25		19	at Florida	W	21-7	6-2
D 2			Georgia	W	13-0	7-2

ORANGE BOWL (Miami, Fla.)

J 1	16	6	vs. Missouri	W	21-7	8-2
-----	----	---	--------------	---	------	-----

FINAL RANKING: 16 (AP)

*Ranking in first poll released Oct. 16

1936

(H: 5-3, A: 0-2-1) **5-5-1, 3-3-1** (SEC)

Captain: J.W. FitzSimmons

DATE	GT	OPP	OPPONENT	W/L	SCORE	REC
S 26			Presbyterian#	W	55-0	1-0
O 3			Sewanee	W	58-0	2-0
O 10			Kentucky	W	34-0	3-0
O 17			at Duke	L	6-19	3-1
O 24			at Vanderbilt	T	0-0	3-1-1
O 31			Clemson	L	13-14	3-2-1
N 7		*20	Auburn	L	12-13	3-3-1
N 14		*4	Alabama	L	16-20	3-4-1
N 21			Florida	W	38-14	4-4-1
N 28			at Georgia	L	6-16	4-5-1
D 26			California	W	13-7	5-5-1

– first night game in Georgia Tech history

1940

(H: 3-3, A: 0-4) **3-7, 1-5** (SEC)

Captain: N.M. Cavette

DATE	GT	OPP	OPPONENT	W/L	SCORE	REC
O 5			Samford	W	27-0	1-0
O 12		*6	at Notre Dame	L	20-26	1-1
O 19			Vanderbilt	W	19-0	2-1
O 26			Auburn	L	7-16	2-2
N 2		*18	at Duke	L	7-41	2-3
N 9			at Kentucky	L	7-26	2-4
N 16		*14	Alabama	L	13-14	2-5
N 23			Florida	L	7-16	2-6
N 30			at Georgia	L	19-21	2-7
D 28			California	W	13-0	3-7

*Ranking in first poll released Oct. 15

1937

(H: 4-2-1, A: 2-1) **6-3-1, 3-2-1** (SEC)

Captain: Fletcher Sims

DATE	GT	OPP	OPPONENT	W/L	SCORE	REC
S 24			Presbyterian (F#)	W	59-0	1-0
O 2			Mercer	W	28-0	2-0
O 9			at Kentucky	W	32-0	3-0
O 16		*10	Duke	L	19-20	3-1
O 23		*20	Auburn	L	0-21	3-2
O 30			Vanderbilt	W	14-0	4-2
N 6			Clemson	W	7-0	5-2
N 13		*3	at Alabama	L	0-7	5-3
N 20			at Florida	W	12-0	6-3
N 27			Georgia	T	6-6	6-3-1

*Ranking in first poll released Oct. 18

1941

(H: 3-3, A: 0-3) **3-6, 2-4** (SEC)

Captain: C.R. Sanders

DATE	GT	OPP	OPPONENT	W/L	SCORE	REC
O 4			Chattanooga	W	20-0	1-0
O 11		*8	Notre Dame	L	0-20	1-1
O 18		*18	at Vanderbilt	L	7-14	1-2
O 25			Auburn	W	28-14	2-2
N 1		*4	Duke	L	0-14	2-3
N 8			Kentucky	W	20-13	3-3
N 15		*9	at Alabama	L	0-20	3-4
N 22			at Florida	L	7-14	3-5
N 29		*20	Georgia	L	0-21	3-6

*Ranking in first poll released Oct. 13

1938

(H: 3-1-2, A: 0-3-1) **3-4-3, 2-1-3** (SEC)

Captain: Jack Chivington

DATE	GT	OPP	OPPONENT	W/L	SCORE	REC
O 1			Mercer	W	19-0	1-0
O 8		*5	Notre Dame	L	6-14	1-1
O 15		*9	at Duke	L	0-6	1-2
O 22			Auburn	W	7-6	2-2
O 29			at Vanderbilt	L	7-13	2-3
N 5			Kentucky	W	19-18	3-3
N 12		*16	Alabama	T	14-14	3-3-1
N 19			Florida	T	0-0	3-3-2
N 26			at Georgia	T	0-0	3-3-3
D 26			at California (MON)	L	0-13	3-4-3

*Ranking in first poll released Oct. 17

1942

(H: 6-0, A: 3-1, N: 0-1) **9-2, 4-1** (SEC)

Captain: Jack Marshall

DATE	GT	OPP	OPPONENT	W/L	SCORE	REC
S 26		*6	Auburn	W	15-0	1-0
O 3		*6	at Notre Dame	W	13-6	2-0
O 10		*6	Chattanooga	W	30-6	3-0
O 17		6	Davidson	W	33-0	4-0
O 24		6	at Navy	W	21-0	5-0
O 31		5	at Duke	W	26-7	6-0
N 7		3	Kentucky	W	47-7	7-0
N 14		2	Alabama	W	7-0	8-0
N 21		2	Florida	W	20-7	9-0
N 28		2	at Georgia	L	0-34	9-1

COTTON BOWL (Dallas, Texas)

J 1	5	11	vs. Texas	L	7-14	9-2
-----	---	----	-----------	---	------	-----

FINAL RANKING: 5 (AP)

*Ranking in first poll released Oct. 12

1943 (H: 6-1, A: 1-2, N: 1-0) **8-3, 3-0 (SEC)** **1946** (H: 6-0, A: 2-2, N: 1-0) **9-2, 4-2 (SEC)**
SUGAR BOWL CHAMPIONS, SEC CHAMPIONS

Captains: George Manning, John Steber

DATE	GT	OPP	OPPONENT	W/L	SCORE	REC
S 25	-	-	North Carolina	W	20-7	1-0
O 2	-	*1	at Notre Dame	L	13-55	1-1
O 9	-	-	Georgia Navy PF	W	35-7	2-1
O 16	-	-	Ft. Benning	W	27-0	3-1
O 23	-	3	at Navy	L	14-28	3-2
O 30	-	8	Duke	L	7-14	3-3
N 6	-	20	LSU	W	42-7	4-3
N 13	19	-	at Tulane	W	33-0	5-3
N 20	15	-	Clemson	W	41-6	6-3
N 27	14	-	Georgia	W	48-0	7-3

SUGAR BOWL (New Orleans, La.)

J 1 13 15 vs. Tulsa W 20-18 8-3

FINAL RANKING: 13 (AP)

*Ranking in first poll released Oct. 4

OIL BOWL CHAMPIONS

Captain: R.T. Davis

DATE	GT	OPP	OPPONENT	W/L	SCORE	REC
S 28	-	*8	at Tennessee	L	9-13	0-1
O 5	-	-	VMI	W	32-6	1-1
O 12	-	-	Ole Miss	W	24-7	2-1
O 19	-	12	at LSU	W	26-7	3-1
O 26	15	-	Auburn	W	27-6	4-1
N 2	16	19	at Duke	W	14-0	5-1
N 9	8	-	Navy	W	28-20	6-1
N 16	7	-	Tulane	W	35-7	7-1
N 23	6	-	Furman	W	41-7	8-1
N 30	7	3	at Georgia	L	7-35	8-2

OIL BOWL (Houston, Texas)

J 1 11 - vs. St Mary's W 41-19 9-2

FINAL RANKING: 11 (AP)

*Ranking in first poll released Oct. 7

1944 (H: 7-1, A: 1-1, N: 0-1) **8-3, 4-0 (SEC)** **1947** (H: 7-0, A: 2-1, N: 1-0) **10-1, 4-1 (SEC)**
ORANGE BOWL, SEC CHAMPIONS

Captain: Phillip Tinsley

DATE	GT	OPP	OPPONENT	W/L	SCORE	REC
S 30	*10	-	Clemson	W	51-0	1-0
O 7	*10	-	North Carolina	W	28-0	2-0
O 14	10	-	Auburn	W	27-0	3-0
O 21	8	9	Navy	W	17-15	4-0
O 27	5	-	Georgia Navy PF (FB)	W	13-7	5-0
N 4	5	-	at Duke	L	13-19	5-1
N 11	13	-	Tulane	W	34-7	6-1
N 18	9	-	at LSU	W	14-6	7-1
N 25	10	18	Notre Dame	L	0-21	7-2
D 2	-	-	Georgia	W	44-0	8-2

ORANGE BOWL (Miami, Fla.)

J 1 13 - vs. Tulsa L 12-26 8-3

FINAL RANKING: 13 (AP)

*Ranking in first poll released Oct. 9

ORANGE BOWL CHAMPIONS

Captains: Bill Healy, Rollo Phillips

DATE	GT	OPP	OPPONENT	W/L	SCORE	REC
S 27	*4	-	Tennessee	W	27-0	1-0
O 4	*4	-	at Tulane	W	20-6	2-0
O 11	4	-	VMI	W	20-0	3-0
O 18	5	-	Auburn	W	27-7	4-0
O 25	7	-	The Citadel	W	38-0	5-0
N 1	6	9	Duke	W	7-0	6-0
N 8	6	-	at Navy ¹	W	16-14	7-0
N 15	6	14	at Alabama ²	L	7-14	7-1
N 22	10	-	Furman	W	51-0	8-1
N 29	9	-	Georgia	W	7-0	9-1

ORANGE BOWL (Miami, Fla.)

J 1 10 12 vs. Kansas W 20-14 10-1

FINAL RANKING: 10 (AP)

1 - Played in Baltimore, Md.

2 - Played in Birmingham, Ala.

*Ranking in first poll released Oct. 6


BOBBY DODD
Head Coach (1945-66)
22 seasons
Record: 165-64-8 (.713)

1945 (H: 2-5, A: 2-1) **4-6, 2-2 (SEC)**

Captain: Paul Duke

DATE	GT	OPP	OPPONENT	W/L	SCORE	REC
S 29	-	-	at North Carolina	W	20-14	1-0
O 6	-	*3	Notre Dame	L	7-40	1-1
O 13	-	-	Samford	W	43-0	2-1
O 20	-	2	at Navy ¹	L	6-20	2-2
O 27	-	-	Auburn	W	20-7	3-2
N 3	-	18	Duke	L	6-14	3-3
N 10	-	-	at Tulane	W	41-7	4-3
N 17	-	-	LSU	L	7-9	4-4
N 24	-	-	Clemson	L	7-21	4-5
D 1	-	-	Georgia	L	0-33	4-6

1 - Played in Baltimore, Md.

*Ranking in first poll released Oct. 8

1948 (H: 5-2, A: 2-1) **7-3, 4-3 (SEC)**

Captains: George Brodnax, Jim Castleberry

DATE	GT	OPP	OPPONENT	W/L	SCORE	REC
S 25	*6	-	at Vanderbilt	W	13-0	1-0
O 2	*6	-	Tulane (t)	W	13-7	2-0
O 9	6	-	Washington & Lee	W	27-0	3-0
O 16	7	-	Auburn	W	27-0	4-0
O 23	6	-	Florida	W	42-7	5-0
O 30	6	-	at Duke	W	19-7	6-0
N 6	6	-	Tennessee	L	6-13	6-1
N 13	11	-	Alabama	L	12-14	6-2
N 20	20	-	The Citadel	W	54-0	7-2
N 27	-	12	at Georgia	L	13-21	7-3

t - Georgia Tech's first televised game (WSB-TV)

*Ranking in first poll released Oct. 4

**1949**(H: 6-1, A: 1-2) **7-3, 5-2** (SEC)**Captain:** Tom Coleman

DATE	GT	OPP	OPPONENT	W/L	SCORE	ATT	REC
S 24	-	-	Vanderbilt	W	12-7	39,000	1-0
O 1	-	*4	at Tulane	L	0-18	55,000	1-1
O 8	-	-	Washington & Lee	W	36-0	25,000	2-1
O 15	-	-	Auburn	W	35-21	33,000	3-1
O 22	-	-	at Florida	W	43-14	27,000	4-1
O 29	-	-	at Duke (HC)	L	14-27	38,000	4-2
N 5	-	14	Tennessee	W	30-13	N/A	5-2
N 12	-	-	at Alabama ¹	L	7-20	43,000	5-3
N 19	-	-	South Carolina	W	13-3	20,000	6-3
N 26	-	-	Georgia	W	7-6	40,000	7-3

1 - Played in Birmingham, Ala.

*Ranking in first poll released Oct. 3

1950(H: 3-4, A: 2-2) **5-6, 4-2** (SEC)**Captain:** Bob Bossons

DATE	GT	OPP	OPPONENT	W/L	SCORE	ATT	REC
S 23	-	*10	at SMU	L	13-33	N/A	0-1
S 30	-	-	South Carolina	L	0-7	25,000	0-2
O 7	-	-	Florida	W	16-13	25,000	1-2
O 14	-	-	at LSU	W	13-0	42,000	2-2
O 21	-	-	Auburn	W	20-0	30,000	3-2
O 28	-	4	Kentucky (HC)	L	14-28	35,000	3-3
N 4	-	-	at Duke	L	21-30	30,000	3-4
N 11	-	-	VMI	L	13-14	22,000	3-5
N 18	-	-	Alabama	L	19-54	38,000	3-6
N 25	-	-	Davidson	W	46-14	20,000	4-6
D 2	-	-	at Georgia	W	7-0	50,000	5-6

*Preseason poll

1951(H: 6-0-1, A: 4-0, N: 1-0) **11-0-1, 7-0** (SEC)**ORANGE BOWL CHAMPIONS, SEC CHAMPIONS****Captain:** Lamar Wheat

DATE	GT	OPP	OPPONENT	W/L	SCORE	ATT	REC
S 22	-	-	SMU	W	21-7	33,000	1-0-0
S 29	-	-	at Florida	W	27-0	39,000	2-0-0
O 6	11	17	at Kentucky	W	13-7	35,000	3-0-0
O 13	8	-	LSU	W	25-7	30,000	4-0-0
O 20	5	-	Auburn	W	27-7	31,000	5-0-0
O 27	3	-	at Vanderbilt	W	8-7	26,000	6-0-0
N 3	5	-	Duke (HC)	T	14-14	36,000	6-0-1
N 10	8	-	VMI	W	34-7	21,000	7-0-1
N 17	7	-	at Alabama	W	27-7	35,000	8-0-1
N 24	7	-	Davidson	W	34-7	18,000	9-0-1
D 1	6	-	Georgia	W	48-6	40,000	10-0-1

ORANGE BOWL (Miami, Fla.)

J 1 5 9 vs. Baylor W 17-14 65,837 11-0-1

FINAL RANKING: 5 (AP)**1952**(H: 8-0, A: 3-0, N: 1-0) **12-0, 6-0** (SEC)**CO-NATIONAL CHAMPIONS****SUGAR BOWL CHAMPIONS, SEC CHAMPIONS****Captains:** George Morris, Hal Miller

DATE	GT	OPP	OPPONENT	W/L	SCORE	ATT	REC
S 20	*3	-	The Citadel	W	54-6	22,000	1-0
S 27	*3	-	Florida	W	17-14	30,939	2-0
O 4	6	-	at SMU	W	20-7	41,000	3-0
O 11	5	-	Tulane	W	14-0	27,913	4-0
O 18	4	-	Auburn	W	33-0	34,689	5-0
O 25	5	-	Vanderbilt (HC)	W	30-0	35,373	6-0
N 1	4	6	at Duke	W	28-7	40,000	7-0
N 8	3	-	Army	W	45-6	40,000	8-0
N 15	2	12	Alabama	W	7-3	38,063	9-0
N 22	2	-	Florida State	W	30-0	25,000	10-0
N 29	3	-	at Georgia	W	23-9	50,000	11-0

SUGAR BOWL (New Orleans, La.)

J 1 2 7 vs. Ole Miss W 24-7 80,187 12-0

FINAL RANKING: 1 (NS), 2 (AP), 2 (UPI)

*Preseason poll

1953(H: 6-0, A: 2-2-1, N: 1-0) **9-2-1, 4-1-1** (SEC)**SUGAR BOWL CHAMPIONS****Captains:** Sam Hensley, Ed Gossage, Orville Vereen

DATE	GT	OPP	OPPONENT	W/L	SCORE	ATT	REC
S 19	*3	-	Davidson	W	53-0	22,000	1-0-0
S 26	*3	15	at Florida	T	0-0	41,000	1-0-1
O 3	9	-	SMU	W	6-4	37,000	2-0-1
O 10	10	-	at Tulane	W	27-13	30,000	3-0-1
O 17	6	19	Auburn	W	36-6	39,500	4-0-1
O 24	4	1	at Notre Dame	L	14-27	58,254	4-1-1
O 31	8	-	at Vanderbilt	W	43-0	24,000	5-1-1
N 7	6	-	Clemson (HC)	W	20-7	35,000	6-1-1
N 14	5	-	at Alabama ¹	L	6-13	42,500	6-2-1
N 21	12	15	Duke	W	13-10	40,000	7-2-1
N 28	10	-	Georgia	W	28-12	41,000	8-2-1

SUGAR BOWL (New Orleans, La.)

J 1 8 10 vs. West Virginia W 42-19 70,500 9-2-1

FINAL RANKING: 8 (AP), 9 (UPI)

1 - Played in Birmingham, Ala.

*Preseason poll

1954(H: 5-2, A: 2-1, N: 1-0) **8-3, 6-2** (SEC)**COTTON BOWL CHAMPIONS****Captain:** Larry Morris

DATE	GT	OPP	OPPONENT	W/L	SCORE	ATT	REC
S 18	*7	-	Tulane	W	28-0	28,000	1-0
S 25	5	-	Florida	L	12-13	30,000	1-1
O 2	-	-	at SMU	W	10-17	34,000	2-1
O 9	-	-	LSU	W	30-20	28,000	3-1
O 16	19	-	Auburn	W	14-7	40,000	4-1
O 23	15	-	Kentucky (HC)	L	6-13	34,000	4-2
O 30	-	16	at Duke	L	20-21	33,000	4-3
N 6	-	-	Tennessee	W	28-7	40,000	5-3
N 13	-	-	Alabama	W	20-0	40,000	6-3
N 27	-	-	at Georgia	W	7-3	50,000	7-3

COTTON BOWL (Dallas, Texas)

J 1 - 10 vs. Arkansas W 14-6 75,500 8-3

FINAL RANKING: 13 (UPI)

*Preseason poll



1955 (H: 5-1, A: 3-0-1, N: 1-0) **9-1-1, 4-1-1 (SEC)** 1958 (H: 4-1-1, A: 1-3) **5-4-1, 2-3-1 (SEC)**

SUGAR BOWL CHAMPIONS

Captain: Jimmy Morris

Table with columns: DATE, GT, OPP, OPPONENT, W/L, SCORE, ATT, REC. Rows include games against Miami, Florida, SMU, LSU, Auburn, Florida State, Duke, Tennessee, Alabama, and Georgia.

SUGAR BOWL (New Orleans, La.)

J 2 7 11 vs. Pittsburgh W 7-0 80,174 9-1-1

FINAL RANKING: 7 (AP), 7 (UPI)

1 - Played in Birmingham, Ala.

*Preseason poll

1956 (H: 4-1, A: 5-0, N: 1-0) **10-1, 7-1 (SEC)**

GATOR BOWL CHAMPIONS

Captains: Wade Mitchell, George Volkert

Table with columns: DATE, GT, OPP, OPPONENT, W/L, SCORE, ATT, REC. Rows include games against Kentucky, SMU, LSU, Auburn, Tulane, Duke, Tennessee, Alabama, and Florida.

GATOR BOWL (Jacksonville, Fla.)

D 29 4 13 vs. Pittsburgh W 21-14 37,683 10-1

FINAL RANKING: 4 (AP), 4 (UPI)

*Preseason poll

1957 (H: 2-2-2, A: 2-2) **4-4-2, 3-4-1 (SEC)**

Captain: Don Stephenson

Table with columns: DATE, GT, OPP, OPPONENT, W/L, SCORE, ATT, REC. Rows include games against Kentucky, SMU, LSU, Auburn, Tulane, Duke, Tennessee, Alabama, and Georgia.

1 - Played in Birmingham, Ala.

*Preseason poll

GATOR BOWL

Captain: Foster Watkins

Table with columns: DATE, GT, OPP, OPPONENT, W/L, SCORE, ATT, REC. Rows include games against Kentucky, Florida State, Tulane, Tennessee, Auburn, SMU, Duke, Clemson, Alabama, and Georgia.

1959 (H: 2-3, A: 4-1, N: 0-1) **6-5, 3-3 (SEC)**

GATOR BOWL

Captain: Maxie Baughan

Table with columns: DATE, GT, OPP, OPPONENT, W/L, SCORE, ATT, REC. Rows include games against Kentucky, SMU, Clemson, Tennessee, Auburn, Tulane, Duke, Notre Dame, Alabama, and Georgia.

GATOR BOWL (Jacksonville, Fla.)

J 2 - 9 vs. Arkansas L 7-14 45,104 6-5

1 - Played in Birmingham, Ala.

1960 (H: 4-1, A: 1-4) **5-5, 4-4 (SEC)**

Captain: Gerald Burch

Table with columns: DATE, GT, OPP, OPPONENT, W/L, SCORE, ATT, REC. Rows include games against Kentucky, Rice, Florida, LSU, Auburn, Tulane, Tennessee, Alabama, and Georgia.

1 - Played in Birmingham, Ala.

1961 (H: 5-0, A: 2-3, N: 0-1) **7-4, 4-3 (SEC)**

GATOR BOWL

Captains: Chick Graning, Willie McGaughey, Billy Williamson

Table with columns: DATE, GT, OPP, OPPONENT, W/L, SCORE, ATT, REC. Rows include games against USC, Rice, Duke, Auburn, Tulane, Florida, Tennessee, Alabama, and Georgia.

GATOR BOWL (Jacksonville, Fla.)

D 30 13 17 vs. Penn State L 15-30 50,202 7-4

FINAL RANKING: 13 (AP), 13 (UPI)

1 - Played in Birmingham, Ala.

1962 (H: 4-1-1, A: 3-1, N: 0-1) **7-3-1, 5-2** (SEC)**BLUEBONNET BOWL**

Captain: Tom Winingdler

DATE	GT	OPP	OPPONENT	W/L	SCORE	ATT	REC
S 22	-	-	Clemson	W	26-9	51,140	1-0-0
S 29	8	-	at Florida*	W	17-0	44,500	2-0-0
O 6	5	-	LSU*	L	7-10	49,744	2-1-0
O 13	11	-	Tennessee*	W	17-0	52,223	3-1-0
O 20	-	-	at Auburn*	L	14-17	56,319	3-2-0
O 27	-	-	Tulane* (HC)	W	42-12	46,370	4-2-0
N 3	-	-	at Duke	W	20-9	44,000	5-2-0
N 10	-	-	Florida State	T	14-14	43,802	5-2-1
N 17	-	1	Alabama*	W	7-6	52,971	6-2-1
D 1	-	-	at Georgia*	W	37-6	55,000	7-2-1
D 22	-	-	vs. Missouri	L	10-14	55,000	7-3-1

BLUEBONNET BOWL (Houston, Texas)

D 22 - - vs. Missouri

FINAL RANKING: 11 (UPI)

1 - Played in Birmingham, Ala.

1963 (H: 5-1, A: 2-2) **7-3, 4-3** (SEC)

Captain: Billy Lothridge

DATE	GT	OPP	OPPONENT	W/L	SCORE	ATT	REC
S 14	-	-	Florida*	W	9-0	43,000	1-0
S 28	9	-	Clemson	W	27-0	33,916	2-0
O 5	7	-	at LSU*	L	6-7	68,000	2-1
O 12	-	-	at Tennessee*	W	23-7	51,527	3-1
O 19	8	-	Auburn*	L	21-29	53,091	3-2
O 26	-	-	at Tulane*	W	17-3	15,000	4-2
N 2	-	-	Duke (HC)	W	30-6	52,266	5-2
N 9	-	-	Florida State	W	15-7	49,804	6-2
N 16	-	7	at Alabama*	L	11-27	54,000	6-3
N 30	-	-	Georgia*	W	14-3	53,052	7-3

1 - Played in Birmingham, Ala.

INDEPENDENT**1964-78****1964** (H: 4-2, A: 2-1, N: 1-0) **7-3**

Captains: Bill Curry, Johnny Gresham

DATE	GT	OPP	OPPONENT	W/L	SCORE	ATT	REC
S 19	-	-	Vanderbilt	W	14-2	44,288	1-0
S 26	-	-	Miami	W	20-0	44,115	2-0
O 3	-	-	Clemson	W	14-7	46,571	3-0
O 9	-	-	vs. Navy ¹ (FR)	W	17-0	40,000	4-0
O 17	-	-	at Auburn ²	W	7-3	57,000	5-0
O 24	-	-	Tulane (HC)	W	7-6	45,129	6-0
O 31	8	-	at Duke	W	21-8	45,000	7-0
N 7	7	-	Tennessee	L	14-22	50,763	7-1
N 14	10	2	Alabama	L	7-24	53,505	7-2
N 28	-	-	at Georgia	L	0-7	52,000	7-3

1 - Played in Jacksonville, Fla.

2 - Played in Birmingham, Ala.

1965 (H: 5-2, A: 1-1-1, N: 1-0) **7-3-1****GATOR BOWL CHAMPIONS**

Captains: John Battle, Tommy Bleick

DATE	GT	OPP	OPPONENT	W/L	SCORE	ATT	REC
S 18	-	-	at Vanderbilt	T	10-10	22,275	0-0-1
S 25	-	-	Texas A&M	L	10-14	45,843	0-1-1
O 2	-	-	Clemson	W	38-6	46,736	1-1-1
O 9	-	-	at Tulane	W	13-10	35,000	2-1-1
O 16	-	-	Auburn	W	23-14	50,164	3-1-1
O 23	-	-	Navy	W	37-16	49,793	4-1-1
O 30	-	-	Duke (HC)	W	35-23	46,981	5-1-1
N 6	-	-	at Tennessee	L	7-21	52,174	5-2-1
N 13	-	-	Virginia	W	42-19	40,094	6-2-1
N 27	-	-	Georgia	L	7-17	52,013	6-3-1

GATOR BOWL (Jacksonville, Fla.)

D 31 - 10 vs. Texas Tech

1966 (H: 7-0, A: 2-1, N: 0-1) **9-2****ORANGE BOWL**

Captains: Jim Breland, Bill Moorer, Billy Schroer, Sammy Burke

DATE	GT	OPP	OPPONENT	W/L	SCORE	ATT	REC
S 17	-	-	Texas A&M	W	38-3	36,215	1-0
S 24	-	-	Vanderbilt	W	42-0	42,260	2-0
O 1	9	-	Clemson	W	13-12	44,735	3-0
O 8	9	8	Tennessee	W	6-3	52,180	4-0
O 15	7	-	at Auburn ¹	W	17-3	54,000	5-0
O 22	6	-	Tulane	W	35-17	44,355	6-0
O 29	6	-	at Duke	W	48-7	42,000	7-0
N 5	5	-	Virginia	W	14-13	42,126	8-0
N 12	5	-	Penn State (HC)	W	21-0	50,172	9-0
N 26	5	7	at Georgia	L	14-23	48,782	9-1

ORANGE BOWL (Miami, Fla.)

J 2 8 - vs. Florida

FINAL RANKING: 8 (AP), 8 (UPI)

1 - Played in Birmingham, Ala.

**BUD CARSON****Head Coach (1967-71)****5 seasons****Record:** 27-27-0 (.500)**1967** (H: 3-3, A: 1-3) **4-6**

Captains: Kim King, David Barber, Randall Edmunds

DATE	GT	OPP	OPPONENT	W/L	SCORE	ATT	REC
S 23	-	-	at Vanderbilt	W	17-10	24,000	1-0
S 30	-	-	TCU	W	24-7	55,299	2-0
O 7	-	-	Clemson	W	10-0	59,588	3-0
O 14	-	-	at Tennessee	L	13-24	55,119	3-1
O 21	-	-	Auburn	L	10-28	59,603	3-2
O 28	-	-	at Tulane	L	12-23	29,643	3-3
N 4	-	-	Duke (HC)	W	19-7	50,103	4-3
N 10	-	-	at Miami (FR)	L	7-49	48,267	4-4
N 18	-	9	Notre Dame	L	3-36	60,024	4-5
N 25	-	-	Georgia	L	14-21	53,699	4-6

1968 (H: 3-3, A: 1-3) **4-6**
Captains: Bill Kinard, Joel Stevenson

DATE	GT	OPP	OPPONENT	W/L	SCORE	ATT	REC
S 21	-	-	TCU	W	17-7	43,273	1-0
S 28	-	15	Miami	L	7-10	44,774	1-1
O 5	-	-	Clemson	W	24-21	56,116	2-1
O 12	-	10	Tennessee	L	7-24	60,011	2-2
O 19	-	-	at Auburn ¹	W	21-20	50,000	3-2
O 26	-	-	Tulane (HC)	W	23-19	47,481	4-2
N 2	-	-	at Duke	L	30-46	25,000	4-3
N 9	-	-	Navy	L	15-35	31,624	4-4
N 16	-	9	at Notre Dame	L	6-34	50,075	4-5
N 30	-	4	at Georgia	L	8-47	59,537	4-6

1 - Played in Birmingham, Ala.

1969 (H: 4-3, A: 0-3) **4-6**
Captains: Gene Spiotta, Renso Perdoni

DATE	GT	OPP	OPPONENT	W/L	SCORE	ATT	REC
S 20	-	-	SMU	W	24-21	46,624	1-0
S 27	-	-	Baylor	W	17-10	37,776	2-0
O 4	-	-	Clemson	L	10-21	50,224	2-1
O 1	-	10	at Tennessee	L	8-26	63,171	2-2
O 18	-	15	Auburn	L	14-17	59,464	2-3
O 25	-	7	at USC	L	18-29	53,341	2-4
N 1	-	-	Duke (HC)	W	20-7	41,113	3-4
N 8	-	-	at Tulane	L	7-14	19,450	3-5
N 15	-	9	Notre Dame	L	20-38	41,104	3-6
N 29	-	-	Georgia	W	6-0	60,106	4-6

1970 (H: 6-1, A: 2-2, N: 1-0) **9-3**
SUN BOWL CHAMPIONS
Captains: Jack Williams, Renso Perdoni

DATE	GT	OPP	OPPONENT	W/L	SCORE	ATT	REC
S 12	-	17	South Carolina	W	23-20	51,206	1-0
S 19	-	-	Florida State	W	23-13	50,324	2-0
S 26	19	-	Miami	W	31-21	44,246	3-0
O 3	15	-	Clemson	W	28-7	50,113	4-0
O 10	13	20	Tennessee	L	6-17	59,624	4-1
O 17	16	8	at Auburn	L	7-31	62,391	4-2
O 24	-	-	Tulane	W	20-6	32,129	5-2
O 31	-	-	at Duke	W	24-16	32,650	6-2
N 7	-	-	Navy (HC)	W	30-8	50,105	7-2
N 14	-	1	at Notre Dame	L	7-10	59,075	7-3
N 28	16	-	at Georgia	W	17-7	59,803	8-3

SUN BOWL (El Paso, Texas)

D 19 13 19 vs. Texas Tech W 17-9 30,512 9-3

FINAL RANKING: 13 (AP), 17 (UPI)

1971 (H: 5-3, A: 1-2, N: 0-1) **6-6**
PEACH BOWL
Captains: Brent Cunningham, Jeff Ford

DATE	GT	OPP	OPPONENT	W/L	SCORE	ATT	REC
S 11	17	-	at South Carolina	L	7-24	54,842	0-1
S 18	-	18	Michigan State	W	10-0	50,646	1-1
S 25	-	-	Army	L	13-16	40,123	1-2
O 2	-	-	Clemson	W	24-14	50,239	2-2
O 9	-	13	at Tennessee	L	6-10	63,671	2-3
O 16	-	5	Auburn	L	14-31	60,204	2-4
O 23	-	-	at Tulane	W	24-16	50,248	3-4
O 30	-	-	Duke (HC)	W	21-0	49,886	4-4
N 6	-	-	Navy	W	34-21	44,821	5-4
N 13	-	-	Florida State	W	12-6	44,261	6-4
N 25	-	7	Georgia (T)	L	24-28	60,124	6-5

PEACH BOWL (Atlanta, Ga.)

D 30 - 17 vs. Ole Miss L 18-41 36,771 6-6


BILL FULCHER
Head Coach (1972-73)
2 seasons
Record: 12-10-1 (.543)

1972 (H: 5-1-1, A: 1-3, N: 1-0) **7-4-1**
LIBERTY BOWL CHAMPIONS
Captains: Brad Bourne, Rick Lantz

DATE	GT	OPP	OPPONENT	W/L	SCORE	ATT	REC
S 9	-	15	Tennessee	L	3-34	52,112	0-1
S 16	-	-	South Carolina	W	34-6	48,224	1-1
S 23	-	18	at Michigan State	W	21-16	44,141	2-1
S 30	-	-	Rice	T	36-36	41,179	2-1-1
O 7	-	-	Clemson	W	31-9	50,239	3-1-1
O 21	-	14	at Auburn	L	14-24	60,261	3-2-1
O 28	-	-	Tulane (HC)	W	21-7	48,096	4-2-1
N 4	-	-	at Duke	L	14-20	37,300	4-3-1
N 11	-	-	Boston College	W	42-10	36,114	5-3-1
N 18	-	-	Navy	W	30-7	39,233	6-3-1
D 2	-	-	Georgia	L	7-27	60,241	6-4-1

LIBERTY BOWL (Memphis, Tenn.)

D 18 - - vs. Iowa State W 31-30 50,021 7-4-1

FINAL RANKING: 20 (AP)

1973 (H: 4-3, A: 0-3, N: 1-0) **5-6**
Captains: Jim Owings, Steve Putnal

DATE	GT	OPP	OPPONENT	W/L	SCORE	ATT	REC
S 15	-	-	at South Carolina	L	28-41	51,584	0-1
S 22	-	1	USC	L	6-23	58,228	0-2
S 29	-	-	Clemson	W	29-21	48,062	1-2
O 6	-	-	Army	W	14-10	50,111	2-2
O 13	-	8	at Tennessee	L	14-20	70,616	2-3
O 20	-	-	Auburn	L	10-24	59,123	2-4
O 27	-	-	at Tulane	L	14-23	66,826	2-5
N 3	-	-	Duke (HC)	W	12-10	47,129	3-5
N 10	-	-	VMI	W	36-7	38,112	4-5
N 17	-	-	Navy ¹	W	26-22	26,235	5-5
D 1	-	-	Georgia	L	3-10	60,316	5-6

1 - Played in Baltimore, Md.



PEPPER RODGERS

Head Coach (1974-79)

6 seasons

Record: 34-31-2 (.522)

1974 (H: 5-2, A: 1-3) **6-5**

Captains: Billy Shields, Joe Harris, Randy Rhino

DATE	GT	OPP	OPPONENT	W/L	SCORE	ATT	REC
S 9	-	2	Notre Dame (MON)	L	7-31	44,228	0-1
S 14	-	-	South Carolina	W	35-20	47,171	1-1
S 21	-	15	Pittsburgh	L	17-27	37,361	1-2
S 28	-	-	at Clemson	L	17-21	42,000	1-3
O 5	-	-	Virginia	W	28-24	26,371	2-3
O 12	-	-	North Carolina (HC)	W	29-28	38,413	3-3
O 19	-	5	at Auburn	L	22-31	62,907	3-4
O 26	-	18	Tulane	W	27-7	48,623	4-4
N 2	-	-	at Duke	L	0-9	34,500	4-5
N 16	-	-	Navy	W	22-0	41,132	5-5
N 30	-	-	at Georgia	W	34-14	47,500	6-5

1975 (H: 6-2, A: 1-2) **7-4**

Captains: Mark Hunter, Rick Gibney, Steve Crawford

DATE	GT	OPP	OPPONENT	W/L	SCORE	ATT	REC
S 13	-	-	at South Carolina	L	17-23	51,428	0-1
S 20	-	-	Miami	W	38-23	32,334	1-1
S 27	-	-	Clemson	W	33-28	46,212	2-1
O 4	-	-	Florida State	W	30-0	35,261	3-1
O 11	-	-	VMI	W	38-10	40,194	4-1
O 18	-	-	Auburn	L	27-31	58,316	4-2
O 25	-	-	at Tulane	W	23-0	63,333	5-2
N 1	-	-	Duke (HC)	W	21-6	44,116	6-2
N 8	-	12	at Notre Dame	L	3-24	59,075	6-3
N 15	-	-	Navy	W	14-13	36,231	7-3
N 27	-	15	Georgia (T)	L	26-42	55,135	7-4

1976 (H: 3-3-1, A: 1-3) **4-6-1**

Captains: Lucius Sanford, Leo Tierney, Tony Daykin

DATE	GT	OPP	OPPONENT	W/L	SCORE	ATT	REC
S 11	-	-	South Carolina	L	17-27	38,923	0-1-0
S 18	-	3	Pittsburgh	L	14-42	43,424	0-2-0
S 25	-	-	Clemson	T	24-24	43,937	0-2-1
O 2	-	-	Virginia	W	35-14	38,119	1-2-1
O 9	-	-	Tennessee	L	7-42	55,631	1-3-1
O 16	-	-	at Auburn	W	28-10	63,876	2-3-1
O 23	-	-	Tulane	W	28-16	31,214	3-3-1
O 30	-	-	at Duke	L	7-31	30,300	3-4-1
N 6	-	11	Notre Dame (HC)	W	23-14	50,079	4-4-1
N 13	-	-	at Navy	L	28-34	20,010	4-5-1
N 27	-	4	at Georgia	L	10-13	60,500	4-6-1

1977 (H: 4-2, A: 2-3) **6-5**

Captains: Lucius Sanford, Randy Pass, Freeman Colbert, Lawton Hydrick

DATE	GT	OPP	OPPONENT	W/L	SCORE	ATT	REC
S 10	-	-	at South Carolina	L	0-17	55,934	0-1
S 17	-	-	Miami	W	10-6	31,916	1-1
S 24	-	-	Clemson	L	14-31	50,116	1-2
O 1	-	-	Air Force	W	30-3	30,067	2-2
O 8	-	-	at Tennessee	W	24-8	82,631	3-2
O 15	-	-	at Auburn	W	38-21	54,961	4-2
O 22	-	-	at Tulane	W	38-14	28,345	5-2
O 29	-	-	Duke (HC)	L	24-25	47,131	5-3
N 5	-	5	at Notre Dame	L	14-69	59,075	5-4
N 12	-	-	at Navy	L	16-20	18,590	5-5
N 26	-	-	Georgia	W	16-7	60,104	6-5

1978 (H: 5-2, A: 2-2, N: 0-1) **7-5**

PEACH BOWL

Captains: Eddie Lee Ivery, Donald Patterson, Jeff Shank, Mike Taylor

DATE	GT	OPP	OPPONENT	W/L	SCORE	ATT	REC
S 9	-	-	at Duke	L	10-28	27,865	0-1
S 16	-	-	California	L	22-34	26,577	0-2
S 23	-	-	Tulane	W	27-17	25,805	1-2
S 30	-	-	The Citadel	W	28-0	21,802	2-2
O 7	-	-	South Carolina	W	6-3	36,128	3-2
O 14	-	-	Miami	W	24-19	29,695	4-2
O 21	-	-	at Auburn	W	24-10	59,111	5-2
O 28	-	-	Florida (HC)	W	17-13	44,866	6-2
N 11	-	-	at Air Force	W	42-21	19,564	7-2
N 18	20	10	Notre Dame	L	21-38	54,526	7-3
D 2	-	11	at Georgia	L	28-29	59,700	7-4

PEACH BOWL (Atlanta, Ga.)

D 25	-	7	vs. Purdue	L	21-41	20,277	7-5
------	---	---	------------	---	-------	--------	-----

ACC

1979-PRESENT

1979 (H: 4-2, A: 0-4-1) **4-6-1**

Captain: Tom Daniel

DATE	GT	OPP	OPPONENT	W/L	SCORE	ATT	REC
S 8	-	2	Alabama	L	6-30	57,621	0-1
S 22	-	-	at Florida	T	7-7	60,313	0-1-1
S 29	-	-	William & Mary	W	33-7	28,511	1-1-1
O 6	-	10	at Notre Dame	L	13-21	59,075	1-2-1
O 13	-	-	at Tennessee	L	0-31	85,524	1-3-1
O 20	-	14	Auburn	L	14-38	54,236	1-4-1
O 27	-	-	at Tulane	L	7-12	51,963	1-5-1
N 3	-	-	Duke	W	24-14	23,445	2-5-1
N 10	-	-	at Air Force (HC)	W	21-0	30,113	3-5-1
N 17	-	-	Navy	W	24-14	24,318	4-5-1
N 24	-	-	Georgia	L	3-16	48,781	4-6-1



BILL CURRY

Head Coach (1980-86)
7 seasons
Record: 31-43-4 (.423)

1980 (H: 1-4-1, A: 0-5) **1-9-1**

Captains: Ben Utt, Duane Wood, Ken Taylor, Darrell Thomas

DATE	GT	OPP	OPPONENT	W/L	SCORE	ATT	REC
S 6	-	2	at Alabama ¹	L	3-26	78,410	0-1
S 20	-	-	Florida	L	12-45	35,165	0-2
S 27	-	-	Memphis	W	17-8	28,062	1-2
O 4	-	10	at North Carolina	L	0-33	49,750	1-3
O 11	-	-	Tennessee	L	10-23	50,127	1-4
O 18	-	-	at Auburn	L	14-17	57,950	1-5
O 25	-	-	Tulane (HC)	L	14-31	35,119	1-6
N 1	-	-	at Duke	L	12-17	18,200	1-7
N 8	-	1	Notre Dame	T	3-3	41,226	1-7-1
N 15	-	-	Navy	L	8-19	17,631	1-8-1
N 29	-	1	at Georgia	L	20-38	62,800	1-9-1

1 - Played in Birmingham, Ala.

1981 (H: 0-6, A: 1-4) **1-10**

Captains: David Lutz, Lance Skelton, Mark Bradley, Ken Carney

DATE	GT	OPP	OPPONENT	W/L	SCORE	ATT	REC
S 12	-	4	at Alabama ¹	W	24-21	78,865	1-0
S 19	-	-	at Florida	L	6-27	63,876	1-1
S 26	-	-	Memphis	L	15-28	32,463	1-2
O 3	-	6	North Carolina	L	7-28	39,263	1-3
O 10	-	-	at Tennessee	L	7-10	94,478	1-4
O 17	-	-	Auburn	L	7-31	50,263	1-5
O 24	-	-	at Tulane	L	10-27	37,431	1-6
O 31	-	-	Duke (HC)	L	24-38	30,232	1-7
N 7	-	-	at Notre Dame	L	3-35	59,075	1-8
N 14	-	-	Navy	L	14-20	20,129	1-9
N 28	-	3	Georgia	L	7-44	58,623	1-10

1 - Played in Birmingham, Ala.

1982 (H: 3-2, A: 3-3) **6-5**

Captains: David Lutz, Sammy Brown, Kevin Brownlee

DATE	GT	OPP	OPPONENT	W/L	SCORE	ATT	REC
S 11	-	4	Alabama	L	7-45	57,126	0-1
S 18	-	-	The Citadel	W	36-7	24,463	1-1
S 25	-	-	at Memphis	W	24-20	15,061	2-1
O 2	-	12	at North Carolina	L	0-41	49,500	2-2
O 9	-	-	at Tulane	W	19-13	34,321	3-2
O 16	-	-	at Auburn	L	0-24	57,000	3-3
O 23	-	-	Tennessee	W	31-21	43,182	4-3
O 30	-	-	Duke (HC)	L	21-38	36,562	4-4
N 6	-	-	Virginia	W	38-32	22,103	5-4
N 13	-	-	at Wake Forest	W	45-7	19,257	6-4
N 27	-	1	at Georgia	L	18-38	82,122	6-5

1983 (H: 2-4, A: 1-4) **3-8, 3-2** (3rd, ACC)

Captains: Rob Horton, Dean Waters, Ron Rice

DATE	GT	OPP	OPPONENT	W/L	SCORE	ATT	REC
S 10	-	14	at Alabama ¹	L	7-20	77,143	0-1
S 17	-	-	Furman	L	14-17	24,311	0-2
S 24	-	-	at Clemson*	L	14-41	73,000	0-3
O 1	-	5	North Carolina*	L	21-38	34,000	0-4
O 8	-	-	at NC State*	W	20-10	40,800	1-4
O 15	-	5	Auburn	L	13-31	55,112	1-5
O 22	-	-	at Tennessee	L	3-37	94,768	1-6
O 29	-	-	at Duke*	L	26-32	17,650	1-7
N 3	-	-	Virginia* THU	W	31-27	22,032	2-7
N 12	-	-	Wake Forest* (HC)	W	49-33	26,330	3-7
N 26	-	7	Georgia	L	24-27	59,113	3-8

1984 (H: 4-2, A: 2-2-1) **6-4-1, 2-2-1** (5th, ACC)

Captains: David Bell, Ronnie Chisholm, Robert Lavette

DATE	GT	OPP	OPPONENT	W/L	SCORE	ATT	REC
S 15	-	19	Alabama	W	16-6	56,107	1-0
S 22	-	-	The Citadel	W	48-3	31,684	2-0
S 29	18	13	Clemson*	W	28-21	57,704	3-0
O 6	12	-	NC State*	L	22-27	32,627	3-1
O 13	20	-	at Virginia*	T	20-20	40,067	3-1-1
O 20	-	13	at Auburn	L	34-48	75,216	3-2-1
O 27	-	-	Tennessee	L	21-24	45,167	3-3-1
N 3	-	-	Duke* (HC)	W	31-3	36,393	4-3-1
N 10	-	-	at North Carolina*	L	17-24	47,000	4-4-1
N 17	-	-	at Wake Forest*	W	24-7	22,700	5-4-1
D 1	-	18	at Georgia	W	35-18	82,122	6-4-1

1985 (H: 5-2, A: 3-0-1, N: 1-0) **9-2-1, 5-1** (2nd, ACC)

ALL-AMERICAN BOWL CHAMPIONS

Captains: John Ivemeyer, Ted Roof, Mike Snow

DATE	GT	OPP	OPPONENT	W/L	SCORE	ATT	REC
S 14	-	-	at NC State*	W	28-18	32,100	1-0
S 21	-	-	Virginia*	L	13-24	38,291	1-1
S 28	-	-	at Clemson*	W	14-3	78,000	2-1
O 5	-	-	North Carolina*	W	31-0	35,625	3-1
O 12	-	-	Western Carolina (HC)	W	24-17	36,111	4-1
O 19	-	8	Auburn	L	14-17	57,501	4-2
O 26	-	16	at Tennessee	T	6-6	94,575	4-2-1
N 2	-	-	at Duke*	W	9-0	14,400	5-2-1
N 9	-	-	Chattanooga	W	35-7	25,763	6-2-1
N 16	-	-	Wake Forest*	W	41-10	28,575	7-2-1
N 30	-	20	Georgia	W	20-16	59,602	8-2-1

ALL-AMERICAN BOWL (Birmingham, Ala.)

D 31 - vs. Michigan State W 17-14 45,000 9-2-1

FINAL RANKING: 19 (AP), 18 (UPI), 18 (USA), 17 (TSN)

1986 (H: 4-1-1, A: 1-4) **5-5-1, 3-3** (4th, ACC)

Captains: Cory Collier, Kyle Ambrose, Bart Jones

DATE	GT	OPP	OPPONENT	W/L	SCORE	ATT	REC
S 13	-	-	Furman	T	17-17	33,352	0-0-1
S 20	-	-	at Virginia*	W	28-14	34,800	1-0-1
S 27	-	-	Clemson*	L	3-27	46,062	1-1-1
O 4	-	-	at North Carolina*	L	20-21	50,000	1-2-1
O 11	-	17	NC State*	W	59-21	24,110	2-2-1
O 18	-	7	at Auburn	L	10-31	72,500	2-3-1
O 25	-	-	Tennessee	W	14-13	28,432	3-3-1
N 1	-	-	Duke* (HC)	W	34-6	37,102	4-3-1
N 8	-	-	VMI	W	52-6	23,542	5-3-1
N 22	-	-	at Wake Forest*	L	21-24	17,300	5-4-1
N 29	-	-	at Georgia	L	24-31	82,122	5-5-1



BOBBY ROSS

Head Coach (1987-91)

5 seasons

Record: 31-26-1 (.543)

1987 (H: 2-5, A: 0-4) **2-9, 0-6** (8th, ACC)

Captains: Ivery Lee, Malcolm King

DATE	GT	OPP	OPPONENT	W/L	SCORE	ATT	REC
S 12	-	-	The Citadel	W	51-12	31,211	1-0
S 19	-	-	North Carolina*	L	23-30	33,151	1-1
S 26	-	9	at Clemson*	L	12-33	80,000	1-2
O 3	-	-	at NC State*	L	0-17	36,300	1-3
O 10	-	-	Indiana State	W	38-0	30,039	2-3
O 17	-	5	Auburn	L	10-20	45,559	2-4
O 24	-	13	at Tennessee	L	15-29	93,011	2-5
O 31	-	-	at Duke*	L	14-48	30,800	2-6
N 7	-	-	Virginia* (HC)	L	14-23	38,111	2-7
N 21	-	-	Wake Forest*	L	6-33	21,114	2-8
N 28	-	14	Georgia	L	16-30	45,103	2-9

1988 (H: 3-3, A: 0-5) **3-8, 0-7** (8th, ACC)

Captains: Eric Bearden, Cedric Stallworth

DATE	GT	OPP	OPPONENT	W/L	SCORE	ATT	REC
S 10	-	-	Chattanooga	W	24-10	22,720	1-0
S 17	-	-	at Virginia*	L	16-17	24,800	1-1
S 24	-	12	Clemson*	L	13-30	45,106	1-2
O 1	-	-	NC State*	L	6-14	36,892	1-3
O 8	-	-	at Maryland*	L	8-13	36,969	1-4
O 15	-	8	South Carolina	W	34-0	45,103	2-4
O 22	-	-	at North Carolina*	L	17-20	42,000	2-5
O 29	-	-	Duke* (HC)	L	21-31	40,393	2-6
N 5	-	-	VMI	W	34-7	26,923	3-6
N 12	-	-	at Wake Forest*	L	24-28	21,500	3-7
N 26	-	20	at Georgia	L	3-24	82,011	3-8

1989 (H: 6-1, A: 1-3) **7-4, 4-3** (14th, ACC)

Captains: Jerry Mays, Eric Thomas

DATE	GT	OPP	OPPONENT	W/L	SCORE	ATT	REC
S 9	-	25	at NC State*	L	28-38	40,800	0-1
S 16	-	-	Virginia*	L	10-17	38,062	0-2
S 23	-	-	at South Carolina	L	10-21	70,018	0-3
O 7	-	-	Maryland*	W	28-24	32,062	1-3
O 14	-	14	at Clemson*	W	30-14	82,500	2-3
O 21	-	-	North Carolina* (HC)	W	17-14	41,114	3-3
O 28	-	-	at Duke*	L	19-30	38,621	3-4
N 4	-	-	Western Carolina	W	34-7	28,821	4-4
N 18	-	-	Wake Forest*	W	43-14	26,114	5-4
N 25	-	-	Boston College	W	13-12	28,221	6-4
D 2	-	-	Georgia	W	33-22	46,064	7-4

■ Beginning with 1990, rankings listed are AP / Coaches. The Coaches' Poll was released by UPI in 1990, then USA TODAY beginning in 1991.

1990 (H: 6-0, A: 4-0-1, N: 1-0) **11-0-1, 7-0** (1st, ACC)

NATIONAL CHAMPIONS (UPI), ACC CHAMPIONS

Captains: Darryl Jenkins, Jerimiah McClary

DATE	GT	OPP	OPPONENT	W/L	SCORE	ATT	REC
S 8	-	-	NC State*	W	21-13	40,021	1-0
S 22	-	-	Chattanooga	W	44-9	32,911	2-0
S 29	-	25/-	South Carolina	W	27-6	46,011	3-0
O 6	23/18	-	at Maryland*	W	31-3	31,941	4-0
O 13	18/15 15/14	-	Clemson*	W	21-19	46,066	5-0
O 20	11/11	-	at North Carolina*	T	13-13	48,000	5-0-1
O 27	16/12	-	Duke* (HC)	W	48-31	44,061	6-0-1
N 3	16/14 1/1	-	at Virginia*	W	41-38	49,700	7-0-1
N 10	7/7	-	Virginia Tech	W	6-3	43,011	8-0-1
N 17	4/5	-	at Wake Forest*	W	42-7	13,493	9-0-1
D 1	2/3	-	at Georgia	W	40-23	82,122	10-0-1

FLORIDA CITRUS BOWL (Orlando, Fla.)

J 1 2/2 19/13 vs. Nebraska W 45-21 73,328 11-0-1

FINAL RANKING: 1 (UPI), 1 (TSN), 2 (AP), 2 (USA)

1991 (H: 5-1, A: 2-3, N: 1-1) **8-5, 5-2** (t2nd, ACC)

ALOHA BOWL CHAMPIONS

Captains: Mike Mooney, Willie Clay, Steve Pharr

DATE	GT	OPP	OPPONENT	W/L	SCORE	ATT	REC
A 28	*8/6 7/8	vs. Penn State ¹ WED	L	22-34	77,409	0-1	
S 14	17/18	-	at Boston College	W	30-14	26,108	1-1
S 19	17/19	-	Virginia* THU	W	24-21	42,192	2-1
S 28	19/18 7/5	at Clemson*	L	7-9	83,500	2-2	
O 5	21/23 19/18	at NC State*	L	21-28	44,105	2-3	
O 12	-	-	Maryland*	W	34-10	42,011	3-3
O 19	-	-	at South Carolina	L	14-23	67,220	3-4
O 26	-	-	North Carolina* (HC)	W	35-14	45,542	4-4
N 2	-	-	at Duke*	W	17-6	38,732	5-4
N 9	-	-	Furman	W	19-17	40,039	6-4
N 16	-	-	Wake Forest*	W	27-3	38,124	7-4
N 30	-	25/-	Georgia	L	15-18	46,053	7-5

ALOHA BOWL (Honolulu, Hawaii)

D 25 - 17/17 vs. Stanford W 18-17 34,433 8-5

1 - Kickoff Champ (East Rutherford, N.J.)

* Preseason poll


BILL LEWIS
Head Coach (1992-94)
3 seasons
Record: 11-19 (.367)

GEORGE O'LEARY
Head Coach (1995-2001)
7 seasons
Record: 52-33 (.612)
1992 (H: 4-2, A: 1-4) **5-6, 4-4** (4th, ACC)

Captains: Shawn Jones, Coleman Rudolph, Kevin Battle, Steve Pharr

DATE	GT	OPP	OPPONENT	W/L	SCORE	ATT	REC
S 12	24/24	-	Western Carolina	W	37-19	41,911	1-0
S 19	22/20	20/19	at Virginia*	L	24-55	42,100	1-1
S 26	-	16/14	Clemson*	W	20-16	46,033	2-1
O 3	23/23	21/18	NC State*	W	16-13	40,761	3-1
O 10	17/17	-	at Maryland*	W	28-26	26,250	4-1
O 17	16/17	6/6	Florida State*	L	24-29	46,226	4-2
O 24	19/19	-	at North Carolina*	L	14-26	52,800	4-3
O 31	-	-	Duke* (HC)	W	20-17	44,129	5-3
N 7	-	-	at Baylor	L	27-31	38,213	5-4
N 14	-	-	Wake Forest*	L	10-23	40,066	5-5
N 28	-	9/10	at Georgia	L	17-31	85,434	5-6

1993 (H: 3-3, A: 2-3) **5-6, 3-5** (6th, ACC)

Captains: Tom Johnson, Dorsey Levens

DATE	GT	OPP	OPPONENT	W/L	SCORE	ATT	REC
S 11	-	-	Furman	W	37-3	43,200	1-0
S 16	-	25/23	Virginia* THU	L	14-35	41,300	1-1
S 25	-	-	at Clemson*	L	13-16	75,000	1-2
O 2	-	1/1	at Florida State*	L	0-51	74,611	1-3
O 9	-	-	Maryland*	W	38-0	36,218	2-3
O 16	-	14/13	North Carolina*	L	3-41	39,216	2-4
O 23	-	-	at NC State*	L	23-28	40,123	2-5
O 30	-	-	at Duke*	W	47-14	30,470	3-5
N 6	-	-	Baylor (HC)	W	37-27	42,175	4-5
N 13	-	-	at Wake Forest*	W	38-28	21,113	5-5
N 25	-	-	Georgia (T)	L	10-43	46,018	5-6

1994 (H: 1-5, A: 0-5) **1-10, 0-8** (9th, ACC)

Captains: Jason Bender, Jamal Cox

DATE	GT	OPP	OPPONENT	W/L	SCORE	ATT	REC
S 1	-	*7/8	Arizona THU	L	14-19	45,112	0-1
S 10	-	-	Western Carolina	W	45-26	40,012	1-1
S 24	-	-	Duke*	L	12-27	40,107	1-2
O 1	-	22/20	at NC State*	L	13-21	43,216	1-3
O 8	-	14/14	at North Carolina*	L	24-31	52,200	1-4
O 15	-	-	Virginia*	L	7-24	38,365	1-5
O 22	-	-	at Maryland*	L	27-42	30,429	1-6
N 5	-	8/6	Florida State*	L	10-41	45,206	1-7
N 12	-	-	at Clemson*	L	10-20	71,000	1-8
N 19	-	-	Wake Forest* (HC)	L	13-20	35,706	1-9
N 25	-	-	at Georgia FR	L	10-48	84,113	1-10

*Was preseason No. 1 by Sports Illustrated

■ George O'Leary was named interim head coach on Nov. 7, 1994, with three games remaining in the season. He was named permanently on Nov. 28, 1994.

1995 (H: 4-2, A: 2-3) **6-5, 5-3** (4th, ACC)

Captains: Michael Cheever, Donnie Davis, Ryan Stewart

DATE	GT	OPP	OPPONENT	W/L	SCORE	ATT	REC
S 2	-	-	Furman	W	51-7	38,511	1-0
S 7	-	17/15	at Arizona THU	L	19-20	46,786	1-1
S 16	-	16/17	at Virginia*	L	14-41	36,500	1-2
S 28	-	16/17	Maryland* THU	W	31-3	44,137	2-2
O 7	-	-	at Duke*	W	37-21	20,110	3-2
O 14	-	-	North Carolina*	W	27-25	40,201	4-2
O 21	-	1/1	at Florida State*	L	10-42	76,400	4-3
O 28	-	-	Clemson* (HC)	L	3-24	45,245	4-4
N 4	-	-	at Wake Forest*	W	24-23	23,114	5-4
N 11	-	-	NC State*	W	27-19	33,121	6-4
N 23	-	-	Georgia (T)	L	17-18	46,205	6-5

1996 (H: 4-2, A: 1-4) **5-6, 4-4** (5th, ACC)

Captains: Curtis McGee, Nathan Perryman

DATE	GT	OPP	OPPONENT	W/L	SCORE	ATT	REC
S 7	-	-	at NC State*	W	28-16	41,500	1-0
S 14	-	-	Wake Forest*	W	30-10	45,750	2-0
S 21	-	11/13	at North Carolina*	L	0-16	50,000	2-1
S 26	-	-	Duke* THU	W	48-22	44,145	3-1
O 5	-	12/11	Virginia*	W	13-7	44,900	4-1
O 19	22/24	-	at Clemson*	L	25-28	70,000	4-2
O 26	-	-	UCF (HC)	W	27-20	43,610	5-2
N 2	-	3/2	Florida State*	L	3-49	46,311	5-3
N 14	-	-	at Maryland* THU	L	10-13	22,510	5-4
N 23	-	-	Navy	L	26-36	44,415	5-5
N 30	-	-	at Georgia	L	10-19	78,062	5-6

1997 (H: 3-2, A: 3-3, N: 1-0) **7-5, 5-3** (3rd, ACC)

CARQUEST BOWL CHAMPIONS
Captains: Keith Brooking, Ken Celaj, Ron Rogers, Harvey Middleton

DATE	GT	OPP	OPPONENT	W/L	SCORE	ATT	REC
S 6	-	11/13	at Notre Dame	L	13-17	80,225	0-1
S 20	-	-	at Wake Forest*	W	28-26	22,832	1-1
S 27	-	17/21	Clemson*	W	23-20	45,275	2-1
O 4	-	-	at Boston College	W	42-14	38,462	3-1
O 11	25/-	-	NC State* (HC)	W	27-17	44,915	4-1
O 18	21/25	3/3	at Florida State*	L	0-38	78,157	4-2
O 30	-	5/5	North Carolina* THU	L	13-16	45,126	4-3
N 8	-	-	at Virginia*	L	31-35	41,000	4-4
N 15	-	-	at Duke*	W	41-38	22,638	5-4
N 22	-	-	Maryland*	W	37-18	35,267	6-4
N 29	-	14/14	Georgia	L	24-27	46,015	6-5

CARQUEST BOWL (Miami Gardens, Fla.)

D 29 - - vs. West Virginia W 35-30 28,262 7-5

FINAL RANKING: 25 (AP)

**1998** (H: 4-2, A: 5-0, N: 1-0) **10-2, 7-1** (1st, ACC)**GATOR BOWL CHAMPIONS, ACC CO-CHAMPIONS**

Captains: Jerry Caldwell, Charlie Rogers, Kofi Smith

DATE	GT	OPP	OPPONENT	W/L	SCORE	ATT	REC
S 5	-	-	Boston College	L	31-41	38,229	0-1
S 12	-	-	New Mexico State	W	42-7	36,382	1-1
S 26	-	-	at North Carolina*	W	43-21	59,500	2-1
O 3	-	-	Duke*	W	41-13	35,724	3-1
O 10	-	23/23	at NC State*	W	47-24	48,600	4-1
O 17	25/25	7/6	Virginia* (HC)	W	41-38	46,018	5-1
O 24	20/19	6/6	Florida State*	L	7-34	46,362	5-2
O 31	23/24	-	at Maryland*	W	31-14	25,183	6-2
N 12	22/23	-	at Clemson* THU	W	24-21	62,000	7-2
N 21	21/21	-	Wake Forest*	W	63-35	40,110	8-2
N 28	17/18	12/12	at Georgia	W	21-19	86,117	9-2

TOYOTA GATOR BOWL (Jacksonville, Fla.)

J 1 12/12 17/18 vs. Notre Dame W 35-28 70,791 10-2

FINAL RANKING: 9 (AP), 11 (USA)

1 - Played in Baltimore, Md.

1999 (H: 6-0, A: 2-3, N: 0-1) **8-4, 5-3** (t2nd, ACC)**GATOR BOWL**

Captains: Joe Hamilton, Travares Tillman

DATE	GT	OPP	OPPONENT	W/L	SCORE	ATT	REC
S 4	10/11	-	Navy	W	49-14	30,311	1-0
S 11	10/10	1/1	at Florida State*	L	35-41	80,187	1-1
S 18	12/13	-	UCF	W	41-10	45,355	2-1
S 30	10/12	-	Maryland* THU	W	49-31	44,612	3-1
O 9	7/8	-	North Carolina* (HC)	WOT	31-24	46,110	4-1
O 16	8/9	-	at Duke*	W	38-31	16,648	5-1
O 30	7/7	-	NC State*	W	48-21	46,012	6-1
N 6	7/7	-	at Virginia*	L	38-45	44,500	6-2
N 13	13/14	-	Clemson*	W	45-42	46,085	7-2
N 20	14/12	-	at Wake Forest*	L	23-26	25,230	7-3
N 27	20/16	16/21	Georgia	WOT	51-48	46,450	8-3

TOYOTA GATOR BOWL (Jacksonville, Fla.)

J 1 17/15 23/23 vs. Miami L 13-28 43,416 8-4

FINAL RANKING: 21 (AP), 20 (USA)**2000** (H: 5-1, A: 4-1, N: 0-1) **9-3, 6-2** (t2nd, ACC)**CHICK-FIL-A PEACH BOWL**

Captains: Chris Brown, Felipe Claybrooks, Brent Key, Jon Muires

DATE	GT	OPP	OPPONENT	W/L	SCORE	ATT	REC
A 27	-	11/10	at Virginia Tech ¹ - canceled (weather)				
S 2	-	-	UCF	W	21-17	40,993	1-0
S 9	-	2/2	Florida State*	L	21-26	46,381	1-1
S 16	-	-	Navy	W	40-13	46,032	2-1
S 21	-	-	at NC State* THU	LOT	23-30	49,857	2-2
S 30	-	-	at North Carolina*	W	42-28	52,000	3-2
O 14	-	-	Wake Forest* (HC)	W	52-20	43,829	4-2
O 21	-	-	Duke*	W	45-10	36,908	5-2
O 28	25/-	5/4	at Clemson*	W	31-28	84,000	6-2
N 9	24/-	-	Virginia* THU	W	35-0	41,885	7-2
N 18	20/22	-	at Maryland*	W	35-22	24,701	8-2
N 25	18/19	19/18	at Georgia	W	27-15	85,912	9-2

CHICK-FIL-A PEACH BOWL (Atlanta, Ga.)

D 29 15/17 - vs. LSU L 14-28 73,614 9-3

FINAL RANKING: 17 (AP), 19 (USA)

1 - BCA Bowl in Blacksburg (Va.) game canceled because of weather

2001 (H: 3-3, A: 3-2, N: 2-0) **8-5, 4-4** (t4th, ACC)**SEATTLE BOWL CHAMPIONS**

Captains: George Godsey, Sean Gregory, Ross Mitchell,

Nick Rogers, Chris Young

DATE	GT	OPP	OPPONENT	W/L	SCORE	ATT	REC
A 26	10/13	-	vs. Syracuse ¹	W	13-7	41,517	1-0
S 1	11/14	-	The Citadel	W	35-7	41,804	2-0
S 8	10/13	-	at Navy	W	70-7	30,602	3-0
S 29	9/11	2/25	Clemson*	LOT	44-47	41,924	3-1
O 6	17/17	-	at Duke*	W	37-10	10,431	4-1
O 11	15/15	22/20	Maryland* THU	LOT	17-20	40,574	4-2
O 20	23/25	-	NC State* (HC)	W	27-17	41,942	5-2
N 1	23/21	22/-	North Carolina* THU	W	28-12	41,893	6-2
N 10	20/17	-	at Virginia*	L	38-39	52,494	6-3
N 17	2/23	-	at Wake Forest*	W	38-33	24,263	7-3
N 24	21/19	19/23	Georgia	L	17-31	41,974	7-4
D 1	-	-	at Florida State ^{2*}	L	17-28	82,269	7-5

SEATTLE BOWL (Seattle, Wash.)D 27 - 11/11 vs. Stanford³ W 24-14 30,144 8-5**FINAL RANKING:** 24 (AP)

1 - Kickoff Classic (East Rutherford, N.J.)

2 - Game originally scheduled for Sept. 15 but postponed to Dec. 1

3 - Mac McWhorter served as interim head coach after George O'Leary resigned

**CHAN GAILEY****Head Coach (2002-07)****6 seasons****Record:** 44-32 (.579)**2002** (H: 4-2, A: 3-3, N: 0-1) **7-6, 4-4** (t5th, ACC)**SILICON VALLEY CLASSIC**

Captains: Jeremy Muires, Raymond Roberts-Blake, Kerry Watkins,

Ricardo Wimbusch

DATE	GT	OPP	OPPONENT	W/L	SCORE	ATT	REC
A 31	-	-	Vanderbilt	W	45-3	43,719	1-0
S 7	-	-	at Connecticut	W	31-14	16,751	2-0
S 14	-	-	at Clemson*	L	19-24	78,000	2-1
S 21	-	-	BYU	W	28-19	43,719	3-1
S 28	-	-	at North Carolina*	W	21-13	57,000	4-1
O 5	-	-	Wake Forest*	L	21-24	43,719	4-2
O 17	-	-	at Maryland* THU	L	10-34	41,766	4-3
O 26	-	-	Virginia* (HC)	W	23-15	42,727	5-3
N 2	-	10/8	at NC State*	W	24-17	51,500	6-3
N 9	-	17/18	Florida State*	L	13-21	43,719	6-4
N 16	-	-	Duke*	W	17-2	41,335	7-4
N 30	-	5/5	at Georgia	L	7-51	86,520	7-5

SILICON VALLEY CLASSIC (San Jose, Calif.)

D 31 - vs. Fresno State L 21-30 10,132 7-6

**2003** (H: 4-2, A: 2-4, N: 1-0) **7-6, 4-4** (4th, ACC) **2006** (H: 6-1, A: 3-2, N: 0-2) **9-5, 7-1** (1st, Coastal)**HUMANITARIAN BOWL CHAMPIONS**

Captains: John Paul Foschi, Hugh Reilly, Daryl Smith

DATE	GT	OPP	OPPONENT	W/L	SCORE	ATT	REC
A 28	-	-	at BYU THU	L	13-24	61,930	0-1
S 6	-	17/19	Auburn	W	17-3	55,000	1-1
S 13	-	10/11	at Florida State*	L	13-14	82,133	1-2
S 20	-	-	Clemson*	L	3-39	53,189	1-3
S 27	-	-	at Vanderbilt	WOT	24-17	25,007	2-3
O 4	-	-	NC State* (HC)	W	29-21	50,113	3-3
O 11	-	-	at Wake Forest*	W	24-7	27,382	4-3
O 23	-	-	Maryland* THU	W	7-3	51,524	5-3
N 8	-	-	at Duke*	L	17-41	12,976	5-4
N 15	-	-	North Carolina*	W	41-24	52,346	6-4
N 22	-	-	at Virginia*	L	17-29	58,526	6-5
N 29	-	5/5	Georgia	L	17-34	55,000	6-6
J 4	-	-	vs. Tulsa	W	52-10	23,118	7-6

2004 (H: 3-3, A: 3-2, N: 1-0) **7-5, 4-4** (6th, ACC)**CHAMPS SPORTS BOWL CHAMPIONS**

Captains: James Butler, Nate Curry, Andy Tidwell-Neal

DATE	GT	OPP	OPPONENT	W/L	SCORE	ATT	REC
S 4	-	-	Samford	W	28-7	43,100	1-0
S 11	-	20/18	at Clemson*	W	28-24	82,000	2-0
S 18	-	-	at North Carolina*	L	13-34	46,250	2-1
O 2	-	4/4	Miami*	L	3-27	55,000	2-2
O 9	-	23/23	at Maryland*	W	20-7	52,733	3-2
O 16	-	-	Duke* (HC)	W	24-7	46,856	4-2
O 28	-	22/22	Virginia Tech* THU	L	20-34	48,398	4-3
N 6	-	-	at NC State*	W	24-14	56,800	5-3
N 13	-	-	Connecticut	W	30-10	43,577	6-3
N 20	-	18/18	Virginia*	L	10-30	43,971	6-4
N 27	-	8/7	at Georgia	L	13-19	92,746	6-5

CHAMPS SPORTS BOWL (Orlando, Fla.)

D 21	-	-	vs. Syracuse	W	51-14	28,237	7-5
------	---	---	--------------	---	-------	--------	-----

2005 (H: 4-2, A: 3-2, N: 0-1) **7-5, 5-3** (3rd, Coastal)**EMERALD BOWL**

Captains: P.J. Daniels, Eric Henderson, Chris Reis, Gerris Wilkinson

DATE	GT	OPP	OPPONENT	W/L	SCORE	ATT	REC
S 3	-	16/15	at Auburn	W	23-14	87,451	1-0
S 10	17/21	-	North Carolina*	W	27-21	46,459	2-0
S 17	16/18	-	UConn	W	28-13	48,770	3-0
S 24	15/15	4/4	at Virginia Tech*	L	7-51	65,115	3-1
O 6	24/23	-	NC State* THU	L	14-17	51,432	3-2
O 15	-	-	at Duke*	W	35-10	17,451	4-2
O 29	-	-	Clemson* (HC)	W	10-9	55,000	5-2
N 5	-	-	Wake Forest*	W	30-17	51,571	6-2
N 12	24/24	-	at Virginia*	L	17-27	60,061	6-3
N 19	-	3/3	at Miami*	W	14-10	53,764	7-3
N 26	20/24	13/13	Georgia	L	7-14	56,412	7-4

EMERALD BOWL (San Francisco, Calif.)

D 29	24/24	-	vs. Utah	L	10-38	25,742	7-5
------	-------	---	----------	---	-------	--------	-----

GATOR BOWL**ACC COASTAL DIVISION CHAMPIONS**

Captains: Joe Anoa'i, Reggie Ball, Calvin Johnson

DATE	GT	OPP	OPPONENT	W/L	SCORE	ATT	REC
S 2	-	2/73	Notre Dame	L	10-14	56,680	0-1
S 9	-	-	Samford	W	38-6	47,149	1-1
S 16	-	-	Troy	W	35-20	45,637	2-1
S 21	-	-	Virginia* THU	W	24-7	51,081	3-1
S 30	24/	11/10	at Virginia Tech*	W	38-27	66,233	4-1
O 7	18/20	-	Maryland*	W	27-23	51,686	5-1
O 21	13/13	12/12	at Clemson*	L	7-31	83,000	5-2
O 28	21/21	-	Miami* (HC)	W	30-23	55,320	6-2
N 4	20/20	-	at NC State*	W	31-23	56,837	7-2
N 11	24/24	-	at North Carolina*	W	7-0	41,000	8-2
N 18	18/18	-	Duke*	W	49-21	46,768	9-2
N 25	16/16	-	at Georgia	L	12-15	92,746	9-3

ACC CHAMPIONSHIP GAME (Jacksonville, Fla.)

D 2	23/22	16/16	vs. Wake Forest	L	6-9	62,850	9-4
-----	-------	-------	-----------------	---	-----	--------	-----

TOYOTA GATOR BOWL (Jacksonville, Fla.)

J 1	-	25	13/12	vs. West Virginia	L	35-38	67,714	9-5
-----	---	----	-------	-------------------	---	-------	--------	-----

2007 (H: 4-3, A: 3-2, N: 0-1) **7-6, 4-4** (3rd, Coastal)**HUMANITARIAN BOWL**

Captains: Tashard Choice, Kevin Tuminello, Philip Wheeler

DATE	GT	OPP	OPPONENT	W/L	SCORE	ATT	REC
S 1	-	-	at Notre Dame	W	33-3	80,795	1-0
S 8	21/21	-	Samford	W	69-14	43,288	2-0
S 15	15/15	21/19	Boston College*	L	10-24	51,112	2-1
S 22	-	-	at Virginia*	L	23-28	57,681	2-2
S 29	-	13/13	Clemson*	W	13-3	54,635	3-2
O 6	-	-	at Maryland*	L	26-28	47,527	3-3
O 13	-	-	at Miami*	W	17-14	52,416	4-3
O 20	-	-	Army (HC)	W	34-10	50,242	5-3
N 1	-	11/13	Virginia Tech* THU	L	3-27	52,202	5-4
N 10	-	-	at Duke*	W	41-24	18,788	6-4
N 17	-	-	North Carolina*	W	27-25	45,490	7-4
N 24	-	6/7	Georgia	L	17-31	54,990	7-5

ROADY'S HUMANITARIAN BOWL (Boise, Idaho)

D 31	-	-	vs. Fresno State#	L	28-40	27,062	7-6
------	---	---	-------------------	---	-------	--------	-----

Jon Tenuta served as interim coach at Roady's Humanitarian Bowl



2013 (H: 5-2, A: 2-3, N: 0-1) **7-6, 5-3** (2nd, Coastal)

MUSIC CITY BOWL

Captains: Jeremiah Attaochu, David Sims, Jemea Thomas

Table with columns: DATE, GT, OPP, OPPONENT, W/L, SCORE, ATT, REC. Rows include games against Elon, Duke, North Carolina, Virginia Tech, Miami, BYU, Syracuse, Virginia, Pittsburgh, Alabama A&M, Georgia, and Ole Miss.

2014 (H: 5-1, A: 5-1, N: 1-1) **11-3, 6-2** (1st, Coastal)

ACC COASTAL CHAMPIONS, ORANGE BOWL CHAMPIONS

Captains: Shaquille Mason, Quayshawn Nealy, Justin Thomas

Table with columns: DATE, GT, OPP, OPPONENT, W/L, SCORE, ATT, REC. Rows include games against Wofford, Tulane, Georgia Southern, Virginia Tech, Miami, Duke, North Carolina, Pittsburgh, Virginia, NC State, Clemson, and Georgia.

ACC CHAMPIONSHIP GAME (Charlotte, N.C.)

D 6 12/12 2/2 vs. Florida State L 35-37 64,808 10-3

CAPITAL ONE ORANGE BOWL (Miami Gardens, Fla.)

D 31 10/9 8/8 vs. Mississippi State W 49-34 58,211 11-3

FINAL RANKING: 8th (AP), 7th (Coaches)

2015 (H: 3-4, A: 0-5) **3-9, 1-7** (7th, Coastal)

Captains: Justin Thomas, D.J. White, Adam Gotsis

Table with columns: DATE, GT, OPP, OPPONENT, W/L, SCORE, ATT, REC. Rows include games against Alcorn State, Tulane, Notre Dame, Duke, North Carolina, Clemson, Pittsburgh, Florida State, Virginia, Virginia Tech, Miami, and Georgia.

2016 (H: 5-2, A: 2-2, N: 2-0) **9-4, 4-4** (5th, Coastal)

TAXSLAYER BOWL CHAMPIONS

Captains: Justin Thomas, Patrick Gamble, Harrison Butker

Table with columns: DATE, GT, OPP, OPPONENT, W/L, SCORE, ATT, REC. Rows include games against Boston College, Mercer, Vanderbilt, Clemson, Miami, Pittsburgh, Georgia Southern, Duke, North Carolina, Virginia, and Georgia.

TAXSLAYER BOWL (Jacksonville, Fla.)

D 31 - - vs. Kentucky W 33-18 43,102 9-4

^ - Aviva Stadium (Dublin, Ireland)

2017 (H: 5-1, A: 0-4, N: 0-1) **5-6, 4-4** (3rd, Coastal)

Captains: TaQuon Marshall, KeShun Freehman, Lawrence Austin

Table with columns: DATE, GT, OPP, OPPONENT, W/L, SCORE, ATT, REC. Rows include games against Tennessee, Jacksonville State, UCF, Pittsburgh, North Carolina, Wake Forest, Clemson, Virginia, Virginia Tech, and Duke.

1 - Chick-fil-A Kickoff Game (Mercedes-Benz Stadium - Atlanta, Ga.)


2018 (H: 4-2, A: 3-3, N: 0-1) **7-6, 5-3** (2nd, Coastal)

Captains: TaQuon Marshall, Brant Mitchell

Table with columns: DATE, GT, OPP, OPPONENT, W/L, SCORE, ATT, REC. Rows include games against Alcorn State, USF, Pittsburgh, Clemson, Bowling Green, Louisville, Duke, Virginia Tech, North Carolina, Miami, Virginia, and Georgia.

QUICK LANE BOWL (Detroit, Mich.)

D 26 - - vs. Minnesota (WED) L 10-34 27,228 7-6



GEOFF COLLINS

2019-2022
3 seasons
Record: 10-28 (.263)

2019 (H: 2-5, A: 1-4, N: 0-0) **3-9, 2-6** (7th, Coastal)

Captains: David Curry, Tyler Davis, Nathan Cottrell, Jared Southers

DATE	GT	OPP	OPPONENT	W/L	SCORE	ATT	REC
A 29	-	1/1	at Clemson* (THU)	L	14-52	79,118	0-1
S 7	-	-	South Florida	W	14-10	46,599	1-1
S 14	-	-	The Citadel	LOT	24-27	42,871	1-2
S 28	-	-	at Temple	L	2-24	31,094	1-3
O 5	-	-	North Carolina*	L	22-38	45,044	1-4
O 12	-	-	at Duke*	L	23-41	21,741	1-5
O 19	-	-	at Miami*	WOT	28-21	54,106	2-5
N 2	-	-	Pitt* (HC)	L	10-20	41,219	2-6
N 9	-	nv/nv	at Virginia*	L	28-33	44,596	2-7
N 16	-	nv/nv	Virginia Tech*	L	0-45	43,263	2-8
N 21	-	-	NC State* THU	W	28-26	38,198	3-8
N 30	-	4/4	Georgia	L	7-52	55,000	3-9

2020 (H: 2-4, A: 1-3, N: 0-0) **3-7, 3-6** (11th, ACC)

Captains: David Curry, Jeff Sims, Zach Quinney, Ryan Johnson

DATE	GT	OPP	OPPONENT	W/L	SCORE	ATT	REC
S 12	-	-	at Florida State*	W	16-13	17,538	1-0
S 19	-	14/14	Central Florida	L	21-49	11,000	1-1
S 26	-	-	at Syracuse*	L	20-37	N/A	1-2
O 9	-	-	Louisville* (FR)	W	46-27	11,000	2-2
O 17	-	1/1	Clemson*	L	3-77	11,000	2-3
O 24	-	-	at Boston College*	L	27-48	N/A	2-4
O 31	-	4/4	Notre Dame*	L	13-31	11,000	2-5
N 28	-	-	Duke*	W	56-33	11,000	3-5
D 5	-	-	at NC State*	L	13-23	4,032	3-6
D 10	-	-	Pitt* (THU)	L	20-34	11,000	2-8

2021 (H: 2-5, A: 1-4, N: 0-0) **3-9, 2-6** (7th, Coastal)

Captains: Dijmon Brooks, Devin Cochran, Ayinde Eley, Ryan Johnson

DATE	GT	OPP	OPPONENT	W/L	SCORE	ATT	REC
S 4	-	-	Northern Illinois	L	21-22	33,651	0-1
S 11	-	-	Kennesaw State	W	45-17	35,195	1-1
S 18	-	6/6	at Clemson*	L	8-14	81,500	1-2
S 25	-	21/20	North Carolina*	W	45-22	37,450	2-2
O 2	-	-	Pitt*	L	21-52	36,383	2-3
O 9	-	-	at Duke*	W	31-27	11,849	3-3
O 23	-	nv/nv	at Virginia*	L	40-48	45,837	3-4
O 30	-	-	Virginia Tech* (HC)	L	17-26	35,543	3-5
N 6	-	-	at Miami (Fla.)*	L	30-33	48,161	3-6
N 13	-	-	Boston College*	L	30-41	31,511	3-7
N 20	-	6/6	at Notre Dame	L	0-55	70,011	3-8
N 27	-	1/1	Georgia	L	0-45	54,400	3-9

1 – Mayhem at Mercedes-Benz (Mercedes-Benz Stadium - Atlanta, Ga.)

2022 (H: 2-4, A: 3-3, N: 0-0) **5-7, 4-4** (4th, Coastal)

Captains: Charlie Thomas, Malachi Carter, Ayinde Eley

DATE	GT	OPP	OPPONENT	W/L	SCORE	ATT	REC
S 5	-	4/4	Clemson* ¹ (MON)	L	10-41	47,712	0-1
S 10	-	-	Western Carolina	W	35-17	36,486	1-1
S 17	-	20/17	Ole Miss	L	0-42	40,293	1-2
S 24	-	-	at UCF	L	10-27	44,220	1-3
O 1	-	24/24	at Pitt*	W	26-21	46,972	2-3
O 8	-	-/iv	Duke* (HC)	WOT	23-20	32,041	3-3
O 20	-	-	Virginia* (THU)	L	9-16	29,362	3-4
O 29	-	nv/-	at Florida State*	L	16-41	61,007	3-5
N 5	-	-	at Virginia Tech*	W	28-27	62,844	4-5
N 12	-	-	Miami (Fla.)*	L	14-35	33,857	4-6
N 19	-	13/11	at North Carolina*	W	21-17	44,940	5-6
N 26	-	1/1	at Georgia	L	14-37	92,746	5-7

1 – Chick-Fil-A Kickoff Game (Mercedes-Benz Stadium - Atlanta, Ga.)

■ Brent Key was named interim head coach on Sept. 26, 2022, with eight games remaining in the season. He was named permanent head coach on Nov. 29, 2022.



BRENT KEY

2023-PRESENT
1 season
Record: 11-10 (.524)

2023 (H: 3-4, A: 3-2, N: 1-0) **7-6, 5-3** (4th, ACC)

Captains: Joe Fusile, Jaylon King, Haynes King, Dylan Leonard

DATE	GT	OPP	OPPONENT	W/L	SCORE	ATT	REC
S 1	-	-	Louisville* ¹ (FR)	L	34-39	36,101	0-1
S 9	-	-	South Carolina State	W	48-13	31,452	1-1
S 16	-	17/19	at Ole Miss	L	23-48	64,150	1-2
S 23	-	-	at Wake Forest*	W	30-16	31,865	2-2
S 30	-	-	Bowling Green	L	27-38	30,097	2-3
O 7	-	17/17	Miami (Fla.)*	W	23-20	58,045	3-3
O 21	-	-	Boston College*	L	23-38	35,656	3-4
O 28	-	17/17	North Carolina*	W	46-42	35,945	4-4
N 4	-	-	at Virginia*	W	45-17	42,606	5-4
N 11	-	-	Clemson*	L	21-42	81,426	5-5
N 18	-	-	Syracuse*	W	33-21	33,332	6-5
N 26	-	1/1	Georgia	L	23-31	51,447	6-6

GASPARILLA BOWL (Tampa, Fla.)

D 22 – vs. UCF (FR) W 30-17 30,281 7-6

1 – Chick-Fil-A Kickoff Game (Mercedes-Benz Stadium - Atlanta, Ga.)

KEY

* – Conference game

MON – Monday

TUE – Tuesday

WED – Wednesday

THU – Thursday

FR – Friday

HC – Homecoming

T – Thanksgiving



OPPONENT	OVERALL	H	A	N	STRK	-LAST MEETING-	
						RESULT	DATE
Air Force	3-1	2-0	1-0	0-1	L1	L, 7-14	2010
Alabama	21-28-3	15-15-3	6-13	0-0	W1	W, 16-6	1984
Alabama A&M	1-0	1-0	0-0	0-0	W1	W, 66-7	2013
Alcorn State	2-0	2-0	0-0	0-0	W2	W, 41-0	2018
Arizona	0-2	0-1	0-1	0-0	L2	L, 19-20	1995
Arkansas	1-1	0-0	0-0	1-1	L1	L, 7-14	1960
Army	3-1	3-1	0-0	0-0	W2	W, 34-10	2007
Auburn	41-47-4	35-37-4	6-10	0-0	W2	W, 23-14	2005
Baylor	3-1	2-0	0-1	1-0	W1	W, 37-27	1993
Boston College	7-5	3-4	3-1	1-0	L3	L, 23-38	2023
Bowling Green	1-1	1-1	0-0	0-0	L1	L, 27-38	2023
BYU	1-3	1-1	0-2	0-0	L3	L, 20-38	2013
California	3-4	2-2	0-2	1-0	L1	L, 22-34	1978
Chattanooga	8-0	8-0	0-0	0-0	W8	W, 44-9	1990
The Citadel	10-1	8-1	2-0	0-0	L1	L, 24-27 (OT)	2019
Clemson	50-36-2	44-17-2	6-17	0-2	L9	L, 21-42	2023
Connecticut	3-0	2-0	1-0	0-0	W3	W, 28-13	2005
Davidson	12-2	12-2	0-0	0-0	W12	W, 53-0	1953
DUKE	54-35-1	31-14-1	23-21	0-0	W3	W, 23-20 (OT)	2022
Elon	1-0	1-0	0-0	0-0	W1	W, 70-0	2013
Florida	24-9-6	15-4-4	9-4-2	0-1	L2	L, 6-27	1981
FLORIDA STATE	13-15-1	11-6-1	2-7	0-2	L1	L, 41-16	2022
Fresno State	0-2	0-0	0-0	0-2	L2	L, 28-40	2007
Furman	10-1-3	10-1-1	0-0-2	0-0	W3	W, 51-7	1995
Gardner-Webb	1-0	1-0	0-0	0-0	W1	W, 10-7	2008
Georgetown	5-0	5-0	0-0	0-0	W5	W, 20-10	1923
GEORGIA	41-71-5	26-39-4	15-32-1	0-0	L6	L, 23-31	2023
Georgia Southern	2-0	2-0	0-0	0-0	W2	W, 35-24	2016
GEORGIA STATE							
— FIRST MEETING —							
Indiana State	1-0	1-0	0-0	0-0	W1	W, 38-0	1987
Iowa	0-1	0-0	0-0	0-1	L1	L, 14-24	2010
Iowa State	1-0	0-0	0-0	1-0	W1	W, 31-30	1972
Jacksonville State	3-0	3-0	0-0	0-0	W3	W, 37-10	2017
Kansas	2-1	1-0	0-1	1-0	W1	W, 66-24	2011
Kennesaw State	1-0	1-0	0-0	0-0	W1	W, 45-17	2021
Kentucky	12-7-1	7-3-1	4-4	1-0	W3	W, 33-18	2016
LOUISVILLE	2-1	1-1	1-0	0-0	L1	L, 34-39	2023
LSU	12-7	7-2	5-3	0-2	L5	L, 3-38	2008
Maryland	15-6	9-1	6-5	0-0	W2	W, 33-13	2012
Memphis	2-1	1-1	1-0	0-0	W1	W, 24-20	1982
Mercer	14-1-1	11-0-1	3-1	0-0	W12	W, 35-10	2016
MIAMI (FLA.)	14-14	10-6	4-9	0-1	W1	W, 23-20	2023
Minnesota	0-1	0-0	0-0	0-1	L1	L, 10-34	2018
Michigan	0-1	0-0	0-1	0-0	L1	L, 2-9	1934
Michigan State	3-0	1-0	1-0	1-0	W3	W, 17-14	1985
Middle Tennessee	2-1	1-1	1-0	0-0	L1	L, 28-49	2012
Mississippi	2-4	1-1	0-1	1-2	L4	L, 23-48	2023
Mississippi State	5-0	3-0	1-0	1-0	W5	W, 49-34	2014
Missouri	1-1	0-0	0-0	1-1	L1	L, 10-14	1962



OPPONENT	OVERALL	H	A	N	STRK	-LAST MEETING- RESULT	DATE
Navy	16-9	10-4	3-3	3-2	W3	W, 70-7	2001
Nebraska	1-0	0-0	0-0	1-0	W1	W, 45-21	1991
New Mexico State	1-0	1-0	0-0	0-0	W1	W, 42-7	1998
NORTH CAROLINA	33-22-3	21-9	12-13-3	0-0	W3	W, 46-42	2023
NC STATE	20-11	11-4	9-7	0-0	L1	L, 13-23	2020
Northern Illinois	0-1	0-1	0-0	0-0	L1	L, 21-22	2021
NOTRE DAME	6-30-1	2-13-1	3-17	1-0	L3	L, 0-55	2021
Penn	1-2	1-0	0-2	0-0	L2	L, 12-13	1931
Penn State	3-4	2-0	0-1	1-3	L1	L, 22-34	1991
Pittsburgh	6-11	2-6	2-5	2-0	W1	W, 26-21	2022
Presbyterian	4-0	4-0	0-0	0-0	W4	W, 59-3	2012
Purdue	0-1	0-0	0-0	0-1	L1	L, 21-41	1978
Rice	2-0-1	1-0-1	1-0	0-0	T1	T, 36-36	1972
Rutgers	1-0	1-0	0-0	0-0	W1	W, 48-14	1921
Samford	8-0	6-0	2-0	0-0	W8	W, 69-14	2007
South Carolina	11-10	8-3	3-7	0-0	L1	L, 14-23	1991
South Carolina State	2-0	2-0	0-0	0-0	W2	W, 48-13	2023
Southern California	2-2	0-1	1-1	1-0	W1	W, 21-7	2012
SMU	8-2-1	5-0-1	3-2	0-0	W2	W, 24-21	1969
Stanford	2-0	0-0	0-0	2-0	W2	W, 24-14	2001
SYRACUSE	4-1	2-0	0-1	2-0	W1	W, 31-22	2023
Temple	0-1	0-0	0-1	0-0	L1	L, 2-24	2019
Tennessee	17-25-2	13-11-1	4-13-1	0-1	L2	L, 41-42 (2ot)	2017
Texas	0-1	0-0	0-0	0-1	L1	L, 7-14	1943
Texas A&M	1-1	1-1	0-0	0-0	W1	W, 38-3	1966
TCU	2-0	2-0	0-0	0-0	W2	W, 17-7	1968
Texas Tech	2-0	0-0	0-0	2-0	W2	W, 17-9	1970
Troy	1-0	1-0	0-0	0-0	W1	W, 35-20	2006
Tulane	37-13	21-4	16-9	0-0	W3	W, 65-10	2015
Tulsa	2-1	0-0	0-0	2-1	W1	W, 52-10	2004
UCF	4-2	3-1	0-1	1-0	W1	W, 30-17	2023
USF	1-1	1-0	1-0	0-0	W1	W, 14-10	2019
Utah	0-2	0-0	0-0	0-2	L2	L, 27-30 (ot)	2011
Vanderbilt	20-15-3	13-11	7-4-3	0-0	W6	W, 38-7	2016
Virginia	22-22-1	17-8	5-14-1	0-0	W1	W, 45-17	2023
VMI	14-1	14-1	0-0	0-0	W5	W, 34-7	1988
VIRGINIA TECH	8-11	3-7	5-4	0-0	W1	W, 28-27	2022
Wake Forest	24-8	14-4	10-3	0-1	W4	W, 30-16	2023
Western Carolina	6-0	6-0	0-0	0-0	W6	W, 35-17	2022
West Virginia	2-1	0-0	0-0	2-1	L1	L, 35-38	2007
William & Mary	1-0	1-0	0-0	0-0	W1	W, 33-7	1979
Wofford	2-0	1-0	0-0	1-0	W2	W, 38-19	2014

2024 opponents in **BOLD CAPS**



SERIES HISTORY

10/17/1959	4	11	h	L	6-7
10/15/1960	19	-	a ¹	L	7-9
10/21/1961	8	-	h	W	7-6
10/20/1962	-	-	a ¹	L	14-17
10/19/1963	8	-	h	L	21-29
10/17/1964	-	-	a ¹	W	7-3
10/16/1965	-	-	h	W	23-14
10/15/1966	7	-	a ¹	W	17-3
10/21/1967	-	-	h	L	10-28
10/19/1968	-	-	a ¹	W	21-20
10/18/1969	-	15	h	L	14-17
10/17/1970	16	8	a	L	7-31
10/16/1971	-	5	h	L	14-31
10/21/1972	-	14	h	L	14-24
10/20/1973	-	-	h	L	10-24
10/19/1974	-	5	a	L	22-31
10/18/1975	-	-	h	L	27-31
10/16/1976	-	-	a	W	28-10
10/15/1977	-	-	h	W	38-21
10/21/1978	-	-	a	W	24-10
10/20/1979	-	14	h	L	14-38
10/18/1980	-	-	h	L	14-17
10/17/1981	-	-	h	L	7-31
10/16/1982	-	-	h	L	0-24
10/15/1983	-	5	h	L	13-31
10/20/1984	-	13	a	L	34-48
10/19/1985	-	8	h	L	14-17
10/18/1986	-	7	a	L	10-31
10/17/1987	-	5	h	L	10-20
9/6/2003	-	17/19	h	W	17-3
9/3/2005	-	16/15	a	W	23-14

1 - Birmingham, Ala. (Legion Field)

SERIES

Home: 35-37-4, Away: 6-10, Neutral: 0-0

BAYLOR

GEORGIA TECH LEADS 3-1

DATE	GT	OPP	RESULT
1/1/1952	5	9	n ¹ W 17-14
9/27/1969	-	-	h W 17-10
11/7/1992	-	-	a L 27-31
11/6/1993	-	-	h W 37-27

1 - Orange Bowl (Miami, Fla.)

SERIES

Home: 2-0, Away: 0-1, Neutral: 1-0

BOSTON COLLEGE

GEORGIA TECH LEADS 7-5

DATE	GT	OPP	RESULT
11/11/1972	-	-	h W 42-10
11/25/1989	-	-	h W 13-12
9/14/1991	17/18	-	a W 30-14
10/4/1997	-	-	a W 42-14
9/5/1998	-	-	h L 31-41
9/15/2007	15/15	21/19	h L 10-24
9/6/2008	-	-	a W 19-16
10/20/2012	-	-	h W 37-17
9/3/2016	-	-	n ¹ W 17-14
10/24/2020	-	-	a L 27-48
11/13/2021	-	-	h L 30-41
10/21/2023	-	-	h L 23-38

1 - Dublin, Ireland

SERIES

Home: 3-4, Away: 3-1, Neutral: 1-0

BOWLING GREEN

SERIES TIED 1-1

DATE	GT	OPP	RESULT
9/29/2018	-	-	h W 63-17
9/30/2023	-	-	h L 27-38

SERIES

Home: 1-1, Away: 0-0, Neutral: 0-0

BYU

BYU LEADS 3-1

DATE	GT	OPP	RESULT
9/21/2002	-	-	h W 28-19
8/28/2003 (TH)	-	-	a L 13-24
10/27/2012	-	-	h L 17-41
10/12/2013	-	-	a L 20-38

SERIES

Home: 1-1, Away: 0-2, Neutral: 0-0

CALIFORNIA

CALIFORNIA LEADS 4-3

DATE	GT	OPP	RESULT
1/1/1929	-	-	n ¹ W 8-7
12/26/1931	-	-	h L 6-21
12/17/1932	-	-	a L 7-27
12/26/1936	-	-	h W 13-7
12/26/1938	-	-	a L 0-13
12/28/1940	-	-	h W 13-0
9/16/1978	-	-	h L 22-34

1 - Rose Bowl (Pasadena, Calif.)

SERIES

Home: 2-2, Away: 0-2, Neutral: 1-0

CAMP GORDON

GEORGIA TECH LEADS 1-0

DATE	GT	OPP	RESULT
10/26/1918	-	-	h W 28-0

SERIES

Home: 1-0, Away: 0-0, Neutral: 0-0

CARLISLE

GEORGIA TECH LEADS 1-0

DATE	GT	OPP	RESULT
11/17/1917	-	-	h W 98-0

SERIES

Home: 1-0, Away: 0-0, Neutral: 0-0

CARNEGIE TECH

CARNEGIE TECH LEADS 2-0

DATE	GT	OPP	RESULT
10/11/1930	-	-	a L 0-31
10/10/1931	-	-	h L 0-13

SERIES

Home: 0-1, Away: 0-1, Neutral: 0-0

CENTRE

GEORGIA TECH LEADS 1-0

DATE	GT	OPP	RESULT
10/30/1920	-	-	h W 24-0

SERIES

Home: 1-0, Away: 0-0, Neutral: 0-0

CHATTANOOGA

GEORGIA TECH LEADS 8-0

DATE	GT	OPP	RESULT
10/13/1906	-	-	h W 18-0
10/8/1910	-	-	h W 18-0
10/11/1913	-	-	h W 71-6
10/4/1941	-	-	h W 20-0
10/10/1942	6	-	h W 30-6
11/9/1985	-	-	h W 35-7
9/10/1988	-	-	h W 24-10
9/22/1990	-	-	h W 44-9

SERIES

Home: 8-0, Away: 0-0, Neutral: 0-0

INDIANA STATE

GEORGIA TECH LEADS 1-0

DATE	GT	OPP	RESULT
10/10/1987	-	-	h W 38-0

SERIES

Home: 1-0, Away: 0-0, Neutral: 0-0

IOWA

IOWA LEADS 1-0

DATE	GT	OPP	RESULT
1/5/2010	9/10	10/11	n ¹ L 14-24

1 - FedEx Orange Bowl (Miami Gardens, Fla.)

SERIES

Home: 0-0, Away: 0-0, Neutral: 0-1

IOWA STATE

GEORGIA TECH LEADS 1-0

DATE	GT	OPP	RESULT
12/18/1972	-	-	n ¹ W 31-30

1 - Liberty Bowl (Memphis, Tenn.)

SERIES

Home: 0-0, Away: 0-0, Neutral: 1-0

JACKSONVILLE ST.

GEORGIA TECH LEADS 3-0

DATE	GT	OPP	RESULT
8/28/2008 (TH)	-	-	h W 41-14
9/5/2009	15/15	-	h W 37-17
9/9/2017	-	-	h W 37-10

SERIES

Home: 3-0, Away: 0-0, Neutral: 0-0

KANSAS

GEORGIA TECH LEADS 2-1

DATE	GT	OPP	RESULT
1/1/1948	10	12	n ¹ W 20-14
9/11/2010	15/17	-	a L 25-28
9/17/2011	-	-	h W 66-24

1 - Orange Bowl (Miami, Fla.)

SERIES

Home: 1-0, Away: 0-1, Neutral: 1-0

KENTUCKY

GEORGIA TECH LEADS 12-7-1

DATE	GT	OPP	RESULT
11/17/1923	-	-	h T 3-3
10/8/1932	-	-	h L 6-12
10/7/1933	-	-	a L 6-7
10/12/1935	-	-	a L 6-25
10/10/1936	-	-	h W 34-0
10/9/1937	-	-	a W 32-0
11/5/1938	-	-	h W 19-18
11/11/1939	-	18	h W 13-6

11/9/1940	-	-	a ¹ L 7-26
11/8/1941	-	-	h W 20-13
11/7/1942	3	-	h W 47-7
10/28/1950	-	4	h L 14-28
10/6/1951	11	17	a W 13-7
10/23/1954	15	-	h L 6-13
9/22/1956	4	-	a W 14-6
9/21/1957	11	20	h W 13-0
9/20/1958	-	-	a L 0-13
9/19/1959	-	-	a W 14-12
9/17/1960	-	-	h W 3-13
12/31/2016	-	-	n ² W 33-18

1 - Louisville, Ky.

2 - TaxSlayer Bowl (Jacksonville, Fla.)

SERIES

Home: 7-3-1, Away: 4-4, Neutral: 1-0

LOUISVILLE

GEORGIA TECH LEADS 2-1

DATE	GT	OPP	RESULT
10/5/2018 (FR)	-	-	a W 66-31
10/9/2020 (FR)	-	-	h W 46-27
10/9/2020 (FR)	-	-	h ¹ L 34-39

1 - Atlanta, Ga. (Chick-Fil-A Kickoff Game)

SERIES

Home: 1-1, Away: 1-0, Neutral: 0-0

LSU

GEORGIA TECH LEADS 12-7

DATE	GT	OPP	RESULT
10/23/1915	-	-	a ¹ W 36-7
11/8/1924	-	-	h W 28-7
11/12/1927	-	-	h W 23-0
11/6/1943	-	20	h W 42-7
11/18/1944	9	-	a W 14-6
11/17/1945	-	-	h L 7-9
10/19/1946	-	12	a W 26-7
10/14/1950	-	-	a W 13-0
10/13/1951	8	-	h W 25-7
10/9/1954	-	-	h W 30-20
10/8/1955	4	-	a W 7-0
10/13/1956	3	-	h W 39-7
10/12/1957	17	-	a L 13-20
10/8/1960	-	-	h W 6-2
10/7/1961	3	-	a L 0-10
10/6/1962	5	-	h L 7-10
10/5/1963	7	-	a L 6-7
12/29/2000	15/17	-	n ² L 14-28
12/31/2008	14/15	-	n ² L 3-38

1 - New Orleans, La.

2 - Chick-fil-A/Peach Bowl (Atlanta, Ga.)

SERIES

Home: 7-2, Away: 5-3, Neutral: 0-2

MARYLAND

GEORGIA TECH LEADS 15-6

DATE	GT	OPP	RESULT
10/8/1988	-	-	a L 8-13
10/7/1989	-	-	h W 28-24
10/6/1990	23/18	-	a W 31-3
10/12/1991	-	-	h W 34-10
10/10/1992	17/17	-	a W 28-26
10/9/1993	-	-	h W 38-0
10/22/1994	-	-	a L 27-42
9/28/1995 (TH)	-	16/17	h W 31-3
11/14/1996 (TH)	-	-	a L 10-13
11/22/1997	-	-	h W 37-18
10/31/1998	23/24	-	a ¹ W 31-14
9/30/1999 (TH)	10/12	-	h W 49-31
11/18/2000	20/22	-	a W 35-22
10/11/2001 (TH)	15/1522/20	h	LOT 17-20
10/17/2002 (TH)	-	-	a L 10-34
10/23/2003 (TH)	-	-	h W 7-3
10/9/2004	-	23/23	a W 20-7
10/7/2006	18/20	-	h W 27-23
10/6/2007	-	-	a L 26-28
10/8/2011	13/13	-	h W 21-16
11/3/2012	-	-	a W 33-13

1 - Baltimore, Md.

SERIES

Home: 9-1, Away: 6-5, Neutral: 0-0

MARYVILLE

SERIES TIED 0-0-1

DATE	GT	OPP	RESULT
11/29/1906	-	-	h T 6-6

SERIES

Home: 0-0-1, Away: 0-0, Neutral: 0-0

MEMPHIS

GEORGIA TECH LEADS 2-1

DATE	GT	OPP	RESULT
9/27/1980	-	-	h W 17-8
9/26/1981	-	-	h L 15-28
9/25/1982	-	-	a W 24-20

SERIES

Home: 1-1, Away: 1-0, Neutral: 0-0

MERCER

GEORGIA TECH LEADS 14-1-1

DATE	GT	OPP	RESULT
11/5/1892	-	-	a L 6-12
11/11/1893	-	-	h W 10-6
10/31/1896	-	-	a W 6-4
11/21/1896	-	-	h T 12-12
11/19/1908	-	-	a W 16-6
11/13/1909	-	-	h W 35-0
10/15/1910	-	-	h W 46-0
10/21/1911	-	-	h W 17-0
10/26/1912	-	-	a W 16-6
10/18/1913	-	-	h W 33-0
10/10/1914	-	-	h W 105-0



10/2/1915	-	-	h	W	52-0
9/30/1916	-	-	h	W	61-0
10/2/1937	-	-	h	W	28-0
10/1/1938	-	-	h	W	19-0
9/10/2016	-	-	h	W	35-10

SERIES

Home: 11-0-1, Away: 3-1, Neutral: 0-0

MIAMI (FLA.)

SERIES TIED 14-14

DATE	GT	OPP		RESULT
9/17/1955	10	-	h	W 14-6
9/26/1964	-	-	h	W 20-0
11/10/1967	-	-	a	L 7-49
9/27/1968	-	15	h	L 7-10
9/26/1970	19	-	h	W 31-21
9/20/1975	-	-	h	W 38-23
9/17/1977	-	-	h	W 10-6
10/14/1978	-	-	h	W 24-19
1/1/2000	17/15	23/23	n ¹	L 13-28
10/2/2004	-	4/4	h	L 3-27
11/19/2005	-	3/3	a	W 14-10
10/28/2006	21/21	-	h	W 30-23
10/13/2007	-	-	a	W 17-14
11/20/2008	-	23/rv	h	W 41-23
9/17/2009	(TH)	14/13	22/20	a L 17-33
11/13/2010	-	-	h	L 10-35
10/22/2011	20/19	-	a	L 7-24
9/22/2012	rv/rv	-	h	LOT 36-42
10/5/2013	rv/rv	14/14	a	L 30-45
10/4/2014	-	-	h	W 28-17
11/21/2015	-	-	a	L 21-38
10/8/2016	-	14/14	h	L 21-35
10/14/2017	-	11/10	a	L 24-25
11/10/2018	-	-	h	W 27-21
10/19/2019	-	-	a	WOT 28-21
11/6/2021	-	-	a	L 30-33
11/12/2022	-	-	h	L 14-35
10/7/2023	-	17/17	a	W 23-20

SERIES

Home: 10-6, Away: 4-7, Neutral: 0-1

MICHIGAN

MICHIGAN LEADS 1-0

DATE	GT	OPP		RESULT
10/20/1934	-	-	a	L 2-9

SERIES

Home: 0-0, Away: 0-1, Neutral: 0-0

MICHIGAN STATE

GEORGIA TECH LEADS 3-0

DATE	GT	OPP		RESULT
9/18/1971	-	18	h	W 10-0
9/23/1972	-	18	a	W 21-16
12/31/1985	-	-	n ¹	W 17-14

1 - All-American Bowl (Birmingham, Ala.)

SERIES

Home: 1-0, Away: 1-0, Neutral: 1-0

MIDDLE TENN.

GEORGIA TECH LEADS 2-1

DATE	GT	OPP		RESULT
10/16/2010	-	-	h	W 42-14
9/10/2011	-	-	a	W 49-21
9/29/2012	-	-	h	L 28-49

SERIES

Home: 1-1, Away: 1-0, Neutral: 0-0

MINNESOTA

MINNESOTA LEADS 1-0

DATE	GT	OPP		RESULT
12/26/2018	-	-	n ¹	L 10-34

1 - Quick Lane Bowl (Detroit, Mich.)

SERIES

Home: 0-0, Away: 1-0, Neutral: 0-1

MISSISSIPPI

OLE MISS LEADS 4-2

DATE	GT	OPP		RESULT
10/12/1946	-	-	h	W 24-7
1/1/1953	2	7	n ¹	W 24-7
12/30/1971	-	17	n ²	L 18-41
12/30/2013	-	-	n ³	L 17-25
9/17/2022	-	20/17	h	L 0-42
9/16/2023	-	17/19	a	L 23-48

1 - Sugar Bowl (New Orleans, La.)

2 - Peach Bowl (Atlanta, Ga.)

3 - Music City Bowl (Nashville, Tenn.)

SERIES

Home: 1-1, Away: 0-1, Neutral: 1-2

MISSISSIPPI ST.

GEORGIA TECH LEADS 5-0

DATE	GT	OPP		RESULT
10/17/1908	-	-	h	W 23-0
10/5/1929	-	-	h	W 27-13
9/20/2008	-	-	h	W 38-7
10/3/2009	25/rv	-	a	W 42-31
12/31/2014	10/9	8/8	n ¹	W 49-34

1 - Capital One Orange Bowl (Miami Gardens, Fla.)

SERIES

Home: 3-0, Away: 1-0, Neutral: 1-0

MISSOURI

SERIES TIED 1-1

DATE	GT	OPP		RESULT
1/1/1940	16	6	n ¹	W 21-7
12/22/1962	-	-	n ²	L 10-14

1 - Orange Bowl (Miami, Fla.)

2 - Bluebonnet Bowl (Houston, Texas)

SERIES

Home: 0-0, Away: 0-0, Neutral: 1-1

MOONEY

GEORGIA TECH LEADS 3-0

DATE	GT	OPP		RESULT
10/15/1904	-	-	h	W 51-0
10/10/1908	-	-	h	W 30-0
10/9/1909	-	-	h	W 35-6

SERIES

Home: 3-0, Away: 0-0, Neutral: 0-0

NASHVILLE

NASHVILLE LEADS 2-0

DATE	GT	OPP		RESULT
11/11/1899	-	-	h	L 0-15
10/20/1900	-	-	h	L 0-23

SERIES

Home: 0-2, Away: 0-0, Neutral: 0-0

NAVY

GEORGIA TECH LEADS 16-9

DATE	GT	OPP		RESULT
10/21/1922	-	-	a	L 0-13
10/24/1942	6	-	a	W 21-0
10/23/1943	-	3	n ¹	L 14-28
10/21/1944	8	9	h	W 17-15
10/20/1945	-	2	n ¹	L 6-20
11/9/1946	8	-	h	W 28-20
11/8/1947	6	-	n ¹	W 16-14
10/9/1964	-	-	n ²	W 17-0
10/23/1965	-	-	h	W 37-16
11/9/1968	-	-	h	L 15-35
11/7/1970	-	-	h	W 30-8
11/6/1971	-	-	h	W 34-21
11/18/1972	-	-	h	W 30-7
11/17/1973	-	-	n ²	W 26-22
11/16/1974	-	-	h	W 22-0
11/15/1975	-	-	h	W 14-13
11/13/1976	-	-	a	L 28-34
11/12/1977	-	-	a	L 16-20
11/17/1979	-	-	h	W 24-14
11/15/1980	-	-	h	L 8-19
11/14/1981	-	-	h	L 14-20
11/23/1996	-	-	h	L 26-36
9/4/1999	10/11	-	a	W 49-14
9/16/2000	-	-	h	W 40-13
9/8/2001	10/13	-	a	W 70-7

1 - Baltimore, Md.

2 - Jacksonville, Fla.

SERIES

Home: 10-4, Away: 3-3, Neutral: 3-2



NEBRASKA

GEORGIA TECH LEADS 1-0

DATE	GT	OPP	RESULT
11/1/1991	2/2	19/13 n ¹	W 45-21

1 – Florida Citrus Bowl (Orlando, Fla.)

SERIES

Home: 0-0, Away: 0-0, Neutral: 1-0

NEW MEXICO ST.

GEORGIA TECH LEADS 1-0

DATE	GT	OPP	RESULT
9/12/1998	-	-	h W 42-7

SERIES

Home: 1-0, Away: 0-0, Neutral: 0-0

NORTH CAROLINA

GEORGIA TECH LEADS 33-22-3

DATE	GT	OPP	RESULT
10/30/1915	-	-	h W 23-3
10/21/1916	-	-	h W 10-6
10/22/1927	-	-	h W 13-0
10/27/1928	-	-	a W 20-7
10/12/1929	-	-	h L 7-18
11/1/1930	-	-	a T 6-6
11/7/1931	-	-	a T 19-19
10/22/1932	-	-	a W 43-14
10/28/1933	-	-	a W 10-6
11/3/1934	-	-	h L 0-26
10/26/1935	-	-	a L 0-19
9/25/1943	-	-	h W 20-7
10/7/1944	10	-	h W 28-0
9/29/1945	-	-	a W 20-14
10/12/1974	-	-	h W 29-28
10/4/1980	-	10	a L 0-33
10/3/1981	-	6	h L 7-28
10/2/1982	-	12	a L 0-41
10/1/1983	-	5	h L 21-38
11/10/1984	-	-	a L 17-24
10/5/1985	-	-	h W 31-0
10/4/1986	-	-	a L 20-21
9/19/1987	-	-	h L 23-30
10/22/1988	-	-	a L 17-20
10/21/1989	-	-	h W 17-14
10/20/1990	11/11	-	a T 13-13
10/26/1991	-	-	h W 35-14
10/24/1992	19/19	-	a L 14-26
10/16/1993	-	14/13	h L 3-41
10/8/1994	-	14/14	a L 24-31
10/14/1995	-	-	h W 27-25
10/21/1996	-	11/13	a L 0-16
10/30/1997 (TH)	-	5/5	h L 13-16
9/26/1998	-	-	a W 43-21
10/9/1999	7/8	-	h Wot 31-24
9/30/2000	-	-	a W 42-28
11/1/2001 (TH)23/21	22/-	-	h W 28-21
9/28/2002	-	-	a W 21-13
11/15/2003	-	-	h W 41-24
9/18/2004	-	-	a L 13-34
9/10/2005	17/21	-	h W 27-21

11/11/2006	19/18	-	a W 7-0
11/17/2007	-	-	h W 27-25
11/8/2008	22/20	19/19	a L 7-28
9/26/2009	-	22/18	h W 24-7
9/18/2010	-	-	a W 30-24
9/24/2011	25/24	rv/25	h W 35-28
11/10/2012	-	-	a W 68-50
9/21/2013	rv/rv	-	h W 28-20
10/18/2014	-	-	a L 43-48
10/3/2015	-/rv	-	h L 31-38
11/5/2016	-	18/17	a L 20-48
9/30/2017	-	-	h W 33-7
11/3/2018	-	-	a W 38-28
10/5/2019	-	-	h L 22-38
9/25/2021	-	21/20	h ¹ W 45-22
11/20/2022	-	13/11	a W 21-17
10/28/2023	-	17/17	h W 46-42

1 - Mercedes-Benz Stadium (Atlanta, Ga.)

SERIES

Home: 21-9, Away: 12-13-3, Neutral: 0-0

NC STATE

GEORGIA TECH LEADS 20-11

DATE	GT	OPP	RESULT
11/10/1918	-	-	h W 128-0
11/18/1922	-	-	h W 17-0
10/8/1983	-	-	a W 20-10
10/6/1984	12	-	h L 22-27
9/14/1985	-	-	a W 28-18
10/11/1986	-	-	h W 59-21
10/3/1987	-	-	a L 0-17
10/1/1988	-	-	h L 6-14
9/9/1989	-	-	a L 28-38
9/8/1990	-	-	h W 21-13
10/5/1991	21/23	19/18	a L 21-28
10/3/1992	23/23	21/18	h W 16-13
10/23/1993	-	-	a L 23-28
10/1/1994	-	22/20	a L 13-21
11/11/1995	-	-	h W 27-19
9/7/1996	-	-	a W 28-16
10/11/1997	25/-	-	h W 27-17
10/10/1998	-	23/23	a W 47-24
10/30/1999	7/7	-	h W 48-21
9/21/2000 (TH)	-	-	a Lot 23-30
10/20/2001	23/25	-	h W 27-17
11/2/2002	-	8/10	a W 24-17
10/4/2003	-	-	h W 29-21
11/6/2004	-	-	a W 24-14
10/6/2005 (TH)24/23	-	-	h L 14-17
11/4/2006	20/20	-	a W 31-23
9/25/2010	-	-	h L 28-45
10/1/2011	21/21	-	a W 45-35
10/18/2014	-	-	a W 56-23
11/21/2019 (TH)	-	-	h W 28-26
12/5/2020	-	-	a L 13-23

SERIES

Home: 11-4, Away: 9-7, Neutral: 0-0

NOTRE DAME

NOTRE DAME LEADS 30-6-1

DATE	GT	OPP	RESULT
10/28/1922	-	-	h L 3-13
11/27/1923	-	-	a L 7-35
11/1/1924	-	-	a L 3-34
10/31/1925	-	-	h L 0-13
10/30/1926	-	-	a L 0-12
10/29/1927	-	-	a L 7-26
10/20/1928	-	-	h W 13-0
11/2/1929	-	-	h L 6-26
10/8/1938	-	5	a L 6-14
10/7/1939	-	2	a L 14-17
10/12/1940	-	6	a L 20-26
10/11/1941	-	8	h L 0-20
10/3/1942	6	-	a W 13-6
10/2/1943	-	1	a L 13-55
11/25/1944	10	18	h L 0-21
10/6/1945	-	3	h L 7-40
10/24/1953	4	1	a L 14-27
11/7/1959	19	-	a W 14-10
11/18/1967	-	9	h L 3-36
11/16/1968	-	9	a L 6-34
11/15/1969	-	9	h L 20-38
11/14/1970	-	1	a L 7-10
9/9/1974	-	2	h L 7-31
11/8/1975	-	12	a L 3-24
11/6/1976	-	11	h W 23-14
11/5/1977	-	5	a L 14-69
11/18/1978	20	10	h L 21-38
10/6/1979	-	10	a L 13-21
11/8/1980	-	1	h T 3-3
11/7/1981	-	-	a L 3-35
9/6/1997	-	11/13	h L 13-17
1/1/1999	12/12	17/18	n ¹ W 35-28
9/2/2006	-	2/3	h L 10-14
9/1/2007	-	-	a W 33-3
9/19/2015	14/16	8/10	a L 22-30
10/31/2020	-	4/4	h L 31-13
11/20/2021	-	6/6	a L 0-55

1 - Gator Bowl (Jacksonville, Fla.)

SERIES

Home: 2-13-1, Away: 3-17, Neutral: 1-0

OGLETHORPE

GEORGIA TECH LEADS 8-1

DATE	GT	OPP	RESULT
10/2/1920	-	-	h W 55-0
10/1/1921	-	-	h W 41-0
9/30/1922	-	-	h W 31-6
9/23/1923	-	-	h W 28-13
9/27/1924	-	-	h W 19-0
9/28/1925	-	-	h W 13-7
9/25/1926	-	-	h L 6-7
11/19/1927	-	-	h W 19-7
11/3/1928	-	-	h W 32-7

SERIES

Home: 8-1, Away: 0-0, Neutral: 0-0



PENN

PENN LEADS 2-1

DATE	GT	OPP	RESULT
10/6/1917	-	h W	41-0
11/15/1930	-	a L	7-34
11/14/1931	-	a L	12-13

SERIES
Home: 1-0, Away: 0-2, Neutral: 0-0

PENN STATE

PENN STATE LEADS 4-3

DATE	GT	OPP	RESULT
10/29/1921	-	n ¹ L	7-28
11/10/1923	-	a L	0-7
10/18/1924	-	h W	15-13
10/10/1925	-	n ² W	16-7
12/30/1961	13	17 n ³ L	15-30
11/12/1966	5	h W	21-0
8/28/1991	8/6	7/8 n ⁴ L	22-34

1 - Polo Grounds (N.Y.)
2 - Yankee Stadium
3 - Gator Bowl (Jacksonville, Fla.)
4 - Kickoff Classic (East Rutherford, N.J.)

SERIES
Home: 2-0, Away: 0-1, Neutral: 1-3

PITTSBURGH

PITTSBURGH LEADS 11-6

DATE	GT	OPP	RESULT
11/23/1918	-	a L	0-32
10/25/1919	-	a L	6-16
10/23/1920	-	a L	3-10
1/2/1956	7	11 n ¹ W	7-0
12/29/1956	4	13 n ² W	21-14
9/21/1974	-	15 h L	17-27
9/18/1976	-	3 h L	14-42
11/2/2013	-	h W	21-10
10/25/2014	-	a W	56-28
10/17/2015	-	h L	28-31
10/8/2016	-	a L	34-37
9/23/2017	-	h W	35-17
9/15/2018	-	a L	19-24
11/2/2019	-	h L	10-20
12/10/2020	-	h L	34-20
10/2/2021	-	h L	52-21
10/1/2022	-	24/24 a W	26-21

1 - Sugar Bowl (New Orleans, La.)
2 - Gator Bowl (Jacksonville, Fla.)

SERIES
Home: 2-6, Away: 2-5, Neutral: 2-0

PRESBYTERIAN

GEORGIA TECH LEADS 4-0

DATE	GT	OPP	RESULT
9/28/1935	-	h W	33-0
9/26/1936	-	h W	55-0
9/24/1937	-	h W	59-0
9/8/2012	rv/rv	h W	59-3

SERIES
Home: 4-0, Away: 0-0, Neutral: 0-0

PURDUE

PURDUE LEADS 1-0

DATE	GT	OPP	RESULT
12/25/1978	-	7 n ¹ L	21-41

1 - Peach Bowl

SERIES
Home: 0-0, Away: 0-0, Neutral: 0-1

RICE

GEORGIA TECH LEADS 2-0-1

DATE	GT	OPP	RESULT
9/24/1960	13	a W	16-13
9/30/1961	-	h W	24-0
9/30/1972	-	h T	36-36

SERIES
Home: 1-0-1, Away: 1-0, Neutral: 0-0

RUTGERS

GEORGIA TECH LEADS 1-0

DATE	GT	OPP	RESULT
10/22/1921	-	h W	48-14

SERIES
Home: 1-0, Away: 0-0, Neutral: 0-0

ST. ALBANS

ST. ALBANS LEADS 2-0

DATE	GT	OPP	RESULT
11/30/1893	-	h L	0-6
11/8/1902	-	h L	0-17

SERIES
Home: 0-2, Away: 0-0, Neutral: 0-0

ST. MARY'S

GEORGIA TECH LEADS 1-0

DATE	GT	OPP	RESULT
1/1/1947	11	n ¹ W	41-19

1 - Oil Bowl (Houston, Texas)

SERIES
Home: 0-0, Away: 0-0, Neutral: 1-0

SAMFORD

GEORGIA TECH LEADS 8-0

DATE	GT	OPP	RESULT
10/31/1903	-	a W	37-0
10/11/1911	-	a W	28-0
10/14/1939	-	h W	35-0
10/5/1940	-	h W	27-0
10/13/1945	-	h W	43-0
9/4/2004	-	h W	28-7
9/9/2006	-	h W	38-6
9/8/2007	-	h W	69-14

SERIES
Home: 6-0, Away: 2-0, Neutral: 0-0

SAVANNAH A.A.

SAVANNAH A.A. LEADS 1-0

DATE	GT	OPP	RESULT
10/27/1894	-	h L	0-8

SERIES
Home: 0-1, Away: 0-0, Neutral: 0-0

SEWANEE

SEWANEE LEADS 7-5-1

DATE	GT	OPP	RESULT
10/23/1899	-	h L	0-30
10/29/1900	-	h L	0-34
11/11/1905	-	h T	18-18
10/20/1906	-	h L	0-16
11/9/1907	-	h L	0-18
11/14/1908	-	h L	0-6
10/23/1909	-	h L	0-15
11/11/1911	-	h W	23-0
11/9/1912	-	h L	0-7
11/1/1913	-	h W	33-0
10/31/1914	-	h W	20-0
10/5/1935	-	h W	32-0
10/3/1936	-	h W	58-0

SERIES
Home: 5-7-1, Away: 0-0, Neutral: 0-0

SOUTH CAROLINA

GEORGIA TECH LEADS 11-10

DATE	GT	OPP	RESULT
9/9/1901	-	h W	13-0
11/26/1903	-	h L	0-16
10/16/1909	-	h W	59-0
10/3/1914	-	h W	20-0
10/4/1930	-	h W	45-0
10/3/1931	-	h W	25-13
11/19/1949	-	a L	13-3
9/30/1950	-	h L	0-7
9/12/1970	-	17 h W	23-20
9/11/1971	17	a L	7-24
9/16/1972	-	a W	34-6
9/15/1973	-	a L	28-41
9/14/1974	-	h W	35-20
9/13/1975	-	a L	17-23
9/11/1976	-	h L	17-27
9/10/1977	-	a L	0-17
10/7/1978	-	h W	6-3
10/15/1988	-	8 a W	34-0
9/23/1989	-	a L	10-21
9/29/1990	-	25/a W	27-6
10/19/1991	-	a L	14-23

SERIES
Home: 8-3, Away: 3-7, Neutral: 0-0



S.C. STATE

GEORGIA TECH LEADS 2-0

DATE	GT	OPP	RESULT
9/4/2010	16/17	- h W	41-10
9/9/2023	-	- h W	48-13

SERIES

Home: 2-0, Away: 0-0, Neutral: 0-0

USC

SERIES TIED 2-2

DATE	GT	OPP	RESULT
9/22/1961	-	9 a W	27-7
10/25/1969	-	7 a L	18-29
9/22/1973	-	1 h L	6-23
12/31/2012	-	nv/rv n ¹ W	21-7

1 – El Paso, Texas (Hyundai Sun Bowl)

SERIES

Home: 0-1, Away: 1-1, Neutral: 1-0

SMU

GEORGIA TECH LEADS 8-2-1

DATE	GT	OPP	RESULT
9/23/1950	-	10 a L	13-33
9/22/1951	-	- h W	21-7
10/4/1952	6	- a W	20-7
10/3/1953	9	- h W	6-4
10/2/1954	-	- a W	10-7
10/1/1955	3	- h W	20-7
9/29/1956	2	5 a W	9-7
9/28/1957	3	15 h T	0-0
10/25/1958	17	- a L	0-20
9/26/1959	16	6 h W	16-12
9/20/1969	-	- h W	24-21

SERIES

Home: 5-0-1, Away: 3-2, Neutral: 0-0

STANFORD

GEORGIA TECH LEADS 2-0

DATE	GT	OPP	RESULT
12/25/1991	-	17/17 n ¹ W	18-17
12/27/2001	-	11/11 n ² W	24-14

1 – Aloha Bowl (Honolulu, Hawaii)
2 – Seattle Bowl (Seattle, Wash.)

SERIES

Home: 0-0, Away: 0-0, Neutral: 2-0

SYRACUSE

GEORGIA TECH LEADS 4-1

DATE	GT	OPP	RESULT
8/26/2001	10/13	- n ¹ W	13-7
12/21/2004	-	- n ² W	51-14
10/19/2013	-	- h W	56-0
9/26/2020	-	- a L	20-37
11/18/2023	-	- h W	31-22

1 – Kickoff Classic (E. Rutherford, N.J.)
2 – Champs Sports Bowl (Orlando, Fla.)

SERIES

Home: 2-0, Away: 0-1, Neutral: 2-0

TEMPLE

TEMPLE LEADS 1-0

DATE	GT	OPP	RESULT
9/29/2019	-	- a L	24-2

SERIES

Home: 0-0, Away: 1-0, Neutral: 0-0

TENNESSEE

TENNESSEE LEADS 25-17-2

DATE	GT	OPP	RESULT
11/22/1902	-	- h L	6-10
11/21/1903	-	- a L	0-11
10/22/1904	-	- h W	2-0
11/4/1905	-	- h W	45-0
10/19/1907	-	- h W	6-4
10/31/1908	-	- h L	5-6
10/30/1909	-	- a W	29-0
10/14/1911	-	- h W	24-0
9/28/1946	-	8 a L	9-13
9/27/1947	4	- h W	27-0
11/6/1948	6	- h L	6-13
11/5/1949	-	14 h W	30-13
11/6/1954	-	- h W	28-7
11/5/1955	8	- h T	7-7
11/10/1956	2	3 h L	0-6
11/9/1957	18	9 a L	6-21
10/11/1958	-	- h W	21-7
10/10/1959	3	8 a W	14-7
11/5/1960	-	- h W	14-7
11/11/1961	9	- a L	6-10
10/13/1962	11	- h W	17-0
10/12/1963	-	- a W	23-7
11/7/1964	7	- h L	14-22
11/6/1965	-	- a L	7-21
10/8/1966	9	8 h W	6-3
10/14/1967	-	- a L	13-24
10/12/1968	-	10 h L	7-24
10/11/1969	-	10 a L	8-26
10/10/1970	13	20 h L	6-17
10/9/1971	-	13 a L	6-10
9/9/1972	-	15 h L	3-34
10/13/1973	-	8 a L	14-20
10/9/1976	-	- h L	7-42
10/8/1977	-	- a W	24-8
10/13/1979	-	- a L	0-31
10/11/1980	-	- h L	10-23
10/10/1981	-	- a L	7-10
10/23/1982	-	- h W	31-21
10/22/1983	-	- a L	3-37
10/27/1984	-	- h L	21-24
10/26/1985	-	16 a T	6-6
10/25/1986	-	- h W	14-13
10/24/1987	-	13 a L	15-29
9/4/2017 (MO)	-	25/24 n ¹ L	20T 41-42

1 – Chick-fil-A Kickoff (Atlanta, Ga.)

SERIES

Home: 13-11-1, Away: 4-13-1, Neutral: 0-1

TEXAS

TEXAS LEADS 1-0

DATE	GT	OPP	RESULT
1/1/1943	5	11 n ¹ L	7-14

1 – Cotton Bowl (Dallas, Texas)

SERIES

Home: 0-0, Away: 0-0, Neutral: 0-1

TEXAS A&M

SERIES TIED 1-1

DATE	GT	OPP	RESULT
9/25/1965	-	- h L	10-14
9/17/1966	-	- h W	38-3

SERIES

Home: 1-1, Away: 0-0, Neutral: 0-0

TCU

GEORGIA TECH LEADS 2-0

DATE	GT	OPP	RESULT
9/30/1967	-	- h W	24-7
9/21/1968	-	- h W	17-7

SERIES

Home: 2-0, Away: 0-0, Neutral: 0-0

TEXAS TECH

GEORGIA TECH LEADS 2-0

DATE	GT	OPP	RESULT
1/1/1966	-	10 n ¹ W	31-21
12/19/1970	13	19 n ² W	17-9

1 – Gator Bowl (Jacksonville, Fla.)
2 – Sun Bowl (El Paso, Texas)

SERIES

Home: 0-0, Away: 0-0, Neutral: 2-0

TRANSYLVANIA

GEORGIA TECH LEADS 1-0

DATE	GT	OPP	RESULT
10/16/1915	-	- h W	67-0

SERIES

Home: 1-0, Away: 0-0, Neutral: 0-0

TROY

GEORGIA TECH LEADS 1-0

DATE	GT	OPP	RESULT
9/16/2006	-	- h W	35-20

SERIES

Home: 1-0, Away: 0-0, Neutral: 0-0



TULANE

GEORGIA TECH LEADS 37-13

DATE	GT	OPP	RESULT	
11/4/1916	-	h	W 45-0	
11/10/1917	-	a	W 48-0	
10/9/1926	-	h	W 9-6	
10/8/1927	-	h	W 13-6	
10/13/1928	-	a	W 12-0	
10/26/1929	-	a	L 14-20	
10/25/1930	-	h	L 0-28	
10/24/1931	-	a	L 0-33	
11/5/1932	-	h	L 14-20	
10/21/1933	-	h	L 0-7	
10/27/1934	-	a	L 12-20	
11/13/1943	19	-	a	W 33-0
11/11/1944	13	-	h	W 34-7
11/10/1945	-	a	W 41-7	
11/16/1946	7	-	h	W 35-7
10/4/1947	4	-	a	W 20-6
10/2/1948	6	-	h	W 13-7
10/1/1949	-	4	a	L 0-18
10/11/1952	5	-	h	W 14-0
10/10/1953	10	-	a	W 27-13
9/18/1954	7	-	h	W 28-0
10/27/1956	3	15	h	W 40-0
10/26/1957	-	a	W 20-13	
10/4/1958	-	h	W 14-0	
10/24/1959	9	-	a	W 21-13
10/22/1960	-	h	W 14-6	
10/28/1961	9	-	a	W 35-0
10/27/1962	-	h	W 42-12	
10/28/1963	-	a	W 17-3	
10/24/1964	-	h	W 7-6	
10/9/1965	-	a	W 13-10	
10/22/1966	6	-	h	W 35-17
10/28/1967	-	a	L 12-23	
10/26/1968	-	h	W 23-19	
11/8/1969	-	a	L 7-14	
10/24/1970	-	h	W 20-6	
10/23/1971	-	a	W 24-16	
10/28/1972	-	h	W 21-7	
10/27/1973	-	a	L 14-23	
10/26/1974	-	18	h	W 27-7
10/25/1975	-	a	W 23-0	
10/23/1976	-	h	W 28-16	
10/22/1977	-	a	W 38-14	
9/23/1978	-	h	W 27-17	
10/27/1979	-	a	L 7-12	
10/25/1980	-	h	L 14-31	
10/24/1981	-	a	L 10-27	
10/9/1982	-	a	W 19-13	
9/6/2014	-	a	W 38-21	
9/12/2015	15/16	-	h	W 65-10

SERIES

Home: 21-4, Away: 16-9, Neutral: 0-0

TULSA

GEORGIA TECH LEADS 2-1

DATE	GT	OPP	RESULT
1/1/1944	13	15	n ¹ W 20-18
1/1/1945	13	-	n ² L 12-26
1/4/2004	-	-	n ³ W 52-10

1 – Sugar Bowl (New Orleans, La.)
2 – Orange Bowl (Miami, Fla.)
3 – Humanitarian Bowl (Boise, Idaho)

SERIES

Home: 0-0, Away: 0-0, Neutral: 2-1

UCF

GEORGIA TECH LEADS 4-2

DATE	GT	OPP	RESULT	
10/26/1996	-	h	W 27-20	
9/18/1999	12/13	-	h	W 41-10
9/2/2000	-	h	W 21-17	
9/19/2020	-	14/14	h	L 49-21
9/24/2022	-	-	a	L 10-27
12/22/2023	-	-	n ¹ W 30-17	

1 – Gasparilla Bowl (Tampa, Fla.)

SERIES

Home: 3-1, Away: 0-1, Neutral: 1-0

USF

SERIES IS TIED 1-1

DATE	GT	OPP	RESULT	
9/8/2018	-	-	a	L 38-49
9/7/2019	-	-	h	W 14-10

SERIES

Home: 1-0, Away: 0-1, Neutral: 0-0

UTAH

UTAH LEADS 2-0

DATE	GT	OPP	RESULT
12/29/2005	24/24	-	n ¹ L 10-38
12/31/2011	-	-	n ² L ^{OT} 27-30

1 – Emerald Bowl (San Francisco, Calif.)
2 – Sun Bowl (El Paso, Texas)

SERIES

Home: 0-0, Away: 0-0, Neutral: 0-2

VANDERBILT

GEORGIA TECH LEADS 20-15-3

DATE	GT	OPP	RESULT
11/19/1892	-	h	L 10-20
11/17/1906	-	h	L 6-37
11/16/1907	-	h	L 0-54
11/12/1910	-	h	L 0-23
11/3/1917	-	h	W 83-0
10/18/1919	-	h	W 20-0
10/16/1920	-	a	W 44-0
11/15/1924	-	h	L 0-3
11/7/1925	-	h	W 7-0
11/6/1926	-	h	L 7-13

11/5/1927	-	-	a	T	0-0
11/10/1928	-	-	h	W	19-7
11/9/1929	-	-	h	L	7-23
11/8/1930	-	-	h	L	0-6
10/31/1931	-	-	h	L	7-49
10/29/1932	-	-	a	L	0-12
11/4/1933	-	-	a	L	6-9
10/6/1934	-	-	h	L	12-27
11/2/1935	-	-	h	L	13-14
10/24/1936	-	-	a	T	0-0
10/30/1937	-	-	h	W	14-0
10/29/1938	-	-	a	L	7-13
10/21/1939	-	-	h	W	14-6
10/19/1940	-	-	h	W	19-0
10/18/1941	-	18	a	L	7-14
9/25/1948	6	-	a	W	13-0
9/24/1949	-	-	h	W	12-7
10/27/1951	3	-	a	W	8-7
10/25/1952	5	-	h	W	30-0
10/31/1953	8	-	a	W	43-0
9/19/1964	-	-	h	W	14-2
9/18/1965	-	-	a	T	10-10
9/24/1966	-	-	h	W	42-0
9/23/1967	-	-	a	W	17-10
8/31/2002	-	-	h	W	45-3
9/27/2003	-	-	a	W ^{OT}	24-17
10/31/2009	11/11	-	a	W	56-31
9/17/2016	-	-	h	W	38-7

SERIES

Home: 13-11, Away: 7-4-3, Neutral: 0-0

VIRGINIA

SERIES TIED 22-22-1

DATE	GT	OPP	RESULT	
11/13/1965	-	h	W 42-19	
11/5/1966	5	-	h	W 14-13
10/5/1974	-	h	W 28-24	
10/2/1976	-	h	W 35-14	
11/6/1982	-	h	W 38-32	
11/3/1983 (TH)	-	h	W 31-27	
10/13/1984	20	-	a	T 20-20
9/21/1985	-	h	L 13-24	
9/20/1986	-	a	W 28-14	
11/7/1987	-	h	L 14-23	
9/17/1988	-	a	L 16-17	
9/16/1989	-	h	L 10-17	
11/3/1990	16/14	1/1	a	W 41-38
9/19/1991 (TH)	17/19	-	h	W 24-21
9/19/1992	22/20	20/19	a	L 24-55
9/16/1993 (TH)	-	25/23	h	L 14-35
10/15/1994	-	-	h	L 7-24
9/16/1995	-	16/17	a	L 14-41
10/5/1996	-	12/11	h	W 13-7
11/8/1997	-	-	a	L 31-35
10/17/1998	25/25	7/6	h	W 41-38
11/6/1999	7/7	-	a	L 38-45
11/9/2000 (TH)	24/	-	h	W 35-0
11/10/2001	20/17	-	a	L 38-39
10/26/2002	-	-	h	W 23-15
11/22/2003	-	-	a	L 17-29
11/20/2004	-	18/18	h	L 10-30
11/12/2005	24/24	-	a	L 17-27
9/21/2006 (TH)	-	-	h	W 24-7



SERIES HISTORY

9/22/2007	-	-	a	L	23-28
10/25/2008	21/21	-	h	L	17-24
10/24/2009	11/13	-	a	W	34-9
10/9/2010	-	-	h	W	33-21
10/15/2011	12/12	-	a	L	21-24
9/15/2012	rv/rv	-/rv	h	W	56-20
10/26/2013	-	-	a	W	35-25
11/1/2014	-	-	h	W	35-10
10/31/2015	-	-	a	L	21-27
11/19/2016	-	-	h	W	31-17
11/4/2017	-	-	a	L	36-40
11/17/2018	-	-	h	Wor	30-27
11/9/2019	-	rv/rv	a	L	33-28
10/23/2021	-	-	a	L	40-48
10/20/2022 (TH)	-	-	h	L	9-16
11/4/2023	-	-	a	W	45-17

SERIES

Home: 17-8, Away: 5-14-1, Neutral: 0-0

VMI

GEORGIA TECH LEADS 14-1

DATE	GT	OPP	RESULT
10/24/1914	-	-	h W 28-7
10/6/1923	-	-	h W 10-7
10/4/1924	-	-	h W 3-0
10/3/1925	-	-	h W 33-0
10/2/1926	-	-	h W 13-0
10/1/1927	-	-	h W 7-0
10/6/1928	-	-	h W 13-0
10/5/1946	-	-	h W 32-6
10/11/1947	4	-	h W 20-0
11/11/1950	-	-	h L 13-14
11/10/1951	8	-	h W 34-7
11/10/1973	-	-	h W 36-7
10/11/1975	-	-	h W 38-10
11/8/1986	-	-	h W 52-6
11/5/1988	-	-	h W 34-7

SERIES

Home: 14-1, Away: 0-0, Neutral: 0-0

VIRGINIA TECH

VIRGINIA TECH LEADS 11-8

DATE	GT	OPP	RESULT
11/10/1990	7/7	-	h W 6-3
8/27/2000	-	-	Canceled (weather)
10/28/2004 (TH)	-	22/22	h L 20-34
9/24/2005	-	4/4	a L 7-51
9/30/2006	24/-	11/10	a W 38-27
11/1/2007 (TH)	-	11/13	h L 3-27
9/13/2008	-	-	a L 17-20
10/17/2009	19/20	4/4	h W 28-23
11/4/2010 (TH)	-	20/20	a L 21-28
11/10/2011 (TH)20/1910/9	-	-	h L 26-37
9/3/2012 (MON)	rv/rv	16/20	a Lot 17-20
9/26/2013 (TH)	rv/rv	-	h L 10-17
9/20/2014	-	-	a W 27-24
11/12/2015	-	-	h L 21-23
11/12/2016	-	18/22	a W 30-20
11/11/2017	-	17/17	h W 28-22
10/25/2018	-	-	a W 49-28
11/16/2019	-	rv/rv	h L 0-45

10/30/2021	-	-	h	L	17-26
11/5/2022	-	-	a	W	28-27

SERIES

Home: 3-7, Away: 4-4, Neutral: 0-0

WASHINGTON & LEE

GEORGIA TECH LEADS 4-1-1

DATE	GT	OPP	RESULT
10/28/1916	-	-	h T 7-7
10/20/1917	-	-	h W 63-0
11/8/1919	-	-	h L 0-3
10/23/1926	-	-	h W 19-7
10/9/1948	6	-	h W 27-0
10/8/1949	-	-	h W 36-0

SERIES

Home: 4-1-1, Away: 0-0, Neutral: 0-0

WAKE FOREST

GEORGIA TECH LEADS 24-8

DATE	GT	OPP	RESULT
9/29/1917	-	-	h W 33-0
10/4/1919	-	-	h W 14-0
9/25/1920	-	-	h W 44-0
9/24/1921	-	-	h W 42-0
11/13/1982	-	-	a W 45-7
11/12/1983	-	-	h W 49-33
11/17/1984	-	-	a W 24-7
11/16/1985	-	-	h W 41-10
11/22/1986	-	-	a L 21-24
11/21/1987	-	-	h L 6-33
11/12/1988	-	-	a L 24-28
11/18/1989	-	-	h W 43-14
11/17/1990	4/5	-	a W 42-7
11/16/1991	-	-	h W 27-3
11/14/1992	-	-	h L 10-23
11/13/1993	-	-	a W 38-28
11/19/1994	-	-	h L 13-20
11/4/1995	-	-	a W 24-23
9/14/1996	-	-	h W 30-10
9/20/1997	-	-	a W 28-26
11/21/1998	21/21	-	h W 63-35
11/20/1999	14/12	-	a L 23-26
10/14/2000	-	-	h W 52-20
11/17/2001	-/23	-	a W 38-33
10/5/2002	-	-	h L 21-24
10/11/2003	-	-	a W 24-7
11/5/2004	-	-	h W 30-17
12/2/2006	23/22	16/16	n ¹ L 6-9
11/7/2009	10/11	-	h Wor 30-27
10/2/2010	-	-	a W 24-20
10/21/2017	-	-	h W 38-24
9/23/2023	-	-	a W 30-16

SERIES

Home: 14-4, Away: 10-3, Neutral: 0-1

W. CAROLINA

GEORGIA TECH LEADS 6-0

DATE	GT	OPP	RESULT
10/12/1985	-	-	h W 24-17
11/4/1989	-	-	h W 34-7
9/12/1992	24/24	-	h W 37-19
9/10/1994	-	-	h W 45-26
9/1/2011	-	-	h W 63-21
9/10/2022	-	-	h W 35-17

SERIES

Home: 6-0, Away: 0-0, Neutral: 0-0

WEST VIRGINIA

GEORGIA TECH LEADS 2-1

DATE	GT	OPP	RESULT
1/1/1954	8	10	n ¹ W 42-19
12/29/1997	-	-	n ² W 35-30
1/1/2007	-/25	13/12	n ³ L 35-38

1 - Sugar Bowl (New Orleans, La.)

2 - Carquest Bowl (Miami Gardens, Fla.)

3 - Gator Bowl (Jacksonville, Fla.)

SERIES

Home: 0-0, Away: 0-0, Neutral: 2-1

WILLIAM & MARY

GEORGIA TECH LEADS 1-0

DATE	GT	OPP	RESULT
9/29/1979	-	-	h W 33-7

SERIES

Home: 1-0, Away: 0-0, Neutral: 0-0

WOFFORD

GEORGIA TECH LEADS 2-0

DATE	GT	OPP	RESULT
10/18/1901	-	-	n ¹ W 33-0
8/30/2014	-	-	h W 38-19

1 - Augusta, Ga.

SERIES

Home: 1-0, Away: 0-0, Neutral: 1-0



2024 GEORGIA TECH FOOTBALL INFORMATION GUIDE

HISTORY

GEORGIA TECH vs. NCAA DIVISION I FBS CONFERENCES

ACC	W	L	T	BIG 12	W	L	T	PAC-12	W	L	T
Boston College	7	4	0	Arizona	0	2	0	Oregon State	0	0	0
California	3	4	0	Arizona State	0	0	0	Washington State	0	0	0
Clemson	50	36	2	Baylor	3	1	0	TOTAL	0	0	0
Duke	54	35	1	BYU	1	3	0				
Florida State	13	15	1	Cincinnati	0	0	0	SEC	W	L	T
Louisville	2	1	0	Colorado	0	0	0	Alabama	21	28	3
Miami	14	14	0	Houston	0	0	0	Arkansas	1	1	0
North Carolina	33	22	3	Iowa State	1	0	0	Auburn	41	47	4
NC State	20	11	0	Kansas	2	1	0	Florida	24	9	6
Pittsburgh	6	11	0	Kansas State	0	0	0	Georgia	41	71	5
SMU	8	2	1	Oklahoma State	0	0	0	Kentucky	12	7	1
Stanford	2	0	0	TCU	2	0	0	LSU	12	7	0
Syracuse	4	1	0	Texas Tech	2	0	0	Mississippi	2	4	0
Virginia	22	22	1	UCF	4	2	0	Mississippi State	5	0	0
Virginia Tech	8	11	0	Utah	0	2	0	Missouri	1	1	0
Wake Forest	24	8	0	West Virginia	2	1	0	Oklahoma	0	0	0
TOTAL	270	197	9	TOTAL	17	12	0	South Carolina	11	10	0
								Tennessee	17	25	2
AMERICAN	W	L	T	CONFERENCE USA	W	L	T	Texas	0	1	0
Army	3	1	0	FIU	0	0	0	Texas A&M	1	1	0
Charlotte	0	0	0	Jacksonville State	3	0	0	Vanderbilt	20	15	3
East Carolina	0	0	0	Kennesaw State	1	0	0	TOTAL	209	227	24
Florida Atlantic	0	0	0	Liberty	0	0	0				
Memphis	2	1	0	Louisiana Tech	0	0	0	SUN BELT	W	L	T
Navy	16	9	0	Middle Tennessee	2	1	0	Appalachian State	0	0	0
North Texas	0	0	0	New Mexico State	1	0	0	Arkansas State	0	0	0
Rice	2	0	1	UTEP	0	0	0	Coastal Carolina	0	0	0
Temple	0	1	0	Western Kentucky	0	0	0	Georgia Southern	2	0	0
Tulane	37	13	0	TOTAL	7	1	0	Georgia State	0	0	0
Tulsa	2	1	0					Idaho	0	0	0
UAB	0	0	0	INDEPENDENTS	W	L	T	Louisiana-Lafayette	0	0	0
USF	1	1	0	Notre Dame	6	29	1	Louisiana-Monroe	0	0	0
UTSA	0	0	0	UConn	3	0	0	Marshall	0	0	0
TOTAL	63	27	1	UMass	0	0	0	Old Dominion	0	0	0
				TOTAL	9	29	1	South Alabama	0	0	0
								Southern Miss	0	0	0
BIG TEN	W	L	T	MAC	W	L	T	Texas State	0	0	0
Illinois	0	0	0	Akron	0	0	0	Troy	1	0	0
Indiana	0	0	0	Ball State	0	0	0	TOTAL	3	0	0
Iowa	0	1	0	Bowling Green	1	1	0				
Maryland	15	6	0	Buffalo	0	0	0				
Michigan	0	1	0	Central Michigan	0	0	0				
Michigan State	3	0	0	Eastern Michigan	0	0	0				
Minnesota	0	1	0	Kent State	0	0	0				
Nebraska	1	0	0	Miami (Ohio)	0	0	0				
Northwestern	0	0	0	Northern Illinois	0	0	0				
Ohio State	0	0	0	Ohio	0	0	0				
Oregon	0	0	0	Toledo	0	0	0				
Penn State	3	4	0	Western Michigan	0	0	0				
Purdue	0	1	0	TOTAL	1	1	0				
Rutgers	1	0	0								
USC	2	2	0	MOUNTAIN WEST	W	L	T				
UCLA	0	0	0	Air Force	3	1	0				
Washington	0	0	0	Boise State	0	0	0				
Wisconsin	0	0	0	Colorado State	0	0	0				
TOTAL	25	16	0	Fresno State	0	2	0				
				Hawai'i	0	0	0				
				Nevada	0	0	0				
				New Mexico	0	0	0				
				San Diego State	0	0	0				
				San Jose State	0	0	0				
				UNLV	0	0	0				
				Utah State	0	0	0				
				Wyoming	0	0	0				
				TOTAL	3	3	0				



1939		1948		1955		1961	
Nov. 20	AP 19	Oct. 4	AP 6	Preseason	AP 10	Oct. 2	AP 3
Dec. 4	13	Oct. 11	7	Sept. 19	2	Oct. 16	8
Dec. 11	16	Oct. 18	6	Sept. 26	3	Oct. 23	9
1942		Oct. 25	6	Oct. 3	4	Oct. 30	7
Oct. 12	AP 6	Nov. 1	6	Oct. 10	5	Nov. 6	9
Oct. 19	6	Nov. 8	11	Oct. 17	13	Dec. 4	13
Oct. 26	5	Nov. 15	20	Oct. 24	12	1962	
Nov. 2	3	1951		Oct. 31	8	AP	
Nov. 9	2	Oct. 1	AP 11	Nov. 7	11	Sept. 24	8
Nov. 16	2	Oct. 8	8	Nov. 14	10	Oct. 1	5
Nov. 23	2	Oct. 15	5	Nov. 21	9	1963	
Nov. 30	5	Oct. 22	3	Nov. 28	7	AP	
1943		Oct. 29	5	1956		Sept. 23	9
Nov. 8	AP 19	Nov. 5	8	Preseason	AP 4	Sept. 30	7
Nov. 15	15	Nov. 12	7	Sept. 24	2	Oct. 14	8
Nov. 22	14	Nov. 19	7	Oct. 1	3	1964	
Nov. 29	13	Nov. 26	6	Oct. 8	3	AP	
1944		Dec. 3	5	Oct. 15	3	Oct. 26	8
Oct. 9	AP 10	1952		Oct. 22	3	Nov. 2	7
Oct. 16	8	Preseason	AP 3	Oct. 29	2	Nov. 9	10
Oct. 23	5	Sept. 29	6	Nov. 5	2	1965	
Oct. 30	5	Oct. 6	5	Nov. 12	4	Nov. 1	AP 7
Nov. 6	13	Oct. 13	4	Nov. 19	5	1966	
Nov. 13	9	Oct. 20	5	Nov. 26	4	AP	
Nov. 20	10	Oct. 27	4	Dec. 3	4	Sept. 26	9
Dec. 4	13	Nov. 3	3	1957		Oct. 3	9
1946		Nov. 10	2	Preseason	AP 11	Oct. 10	7
Oct. 28	AP 16	Nov. 17	2	Sept. 23	3	Oct. 17	6
Nov. 4	8	Nov. 24	3	Sept. 30	14	Oct. 24	5
Nov. 11	7	Dec. 1	2	Oct. 7	17	Oct. 31	5
Nov. 18	6	1953		Nov. 4	18	Nov. 7	5
Nov. 25	7	Preseason	AP 3	1958		Nov. 14	5
Dec. 2	11	Sept. 28	9	Oct. 20	17	Nov. 21	8
1947		Oct. 5	10	Nov. 10	20	Nov. 28	8
Oct. 6	AP 4	Oct. 12	6	1959		Dec. 5	8
Oct. 13	5	Oct. 19	4	AP		1970	
Oct. 20	7	Oct. 26	8	Sept. 21	16	AP	
Oct. 27	6	Nov. 2	5	Sept. 28	7	Sept. 21	19
Nov. 3	6	Nov. 9	6	Oct. 5	3	Sept. 28	15
Nov. 10	6	Nov. 16	12	Oct. 12	.4	Oct. 5	13
Nov. 17	10	Nov. 23	10	Oct. 19	9	Oct. 12	16
Nov. 24	9	Nov. 30	8	Oct. 26	.9	Nov. 16	17
Dec. 1	9	1954		Nov. 2	19	Nov. 23	16
Dec. 8	10	Preseason	AP 7	Nov. 9	15	Nov. 30	13
1948		Sept. 20	5	1960		Dec. 6	13
Oct. 11	19	Oct. 11	19	AP		FINAL	13
Oct. 18	15	Oct. 18	15	Sept. 19	13	1971	
1949		AP		Sept. 26	10	AP	
Oct. 11	13	1955		Oct. 10	19	Preseason	17
Oct. 18	11	AP		1961		1972	
Oct. 25	11	1956		AP		AP	
Nov. 1	11	1957		1962		20	
Nov. 8	11	1958		AP			
Nov. 15	20	1959		1963			
Oct. 12	6	1960		AP			
Oct. 19	6	1961		1964			
Oct. 26	5	1962		1965			
Nov. 2	3	1963		AP			
Nov. 9	2	1964		1966			
Nov. 16	2	1965		1967			
Nov. 23	2	1966		1968			
Nov. 30	5	1967		1969			
1943		1968		1970			
Nov. 8	19	1969		1971			
Nov. 15	15	1970		1972			
Nov. 22	14	1971		FINAL			
Nov. 29	13	1972		20			
1944		1973					
Oct. 9	10	AP					
Oct. 16	8	1974					
Oct. 23	5	1975					
Oct. 30	5	1976					
Nov. 6	13	1977					
Nov. 13	9	1978					
Nov. 20	10	1979					
Dec. 4	13	1980					
1946		1981					
Oct. 28	16	AP					
Nov. 4	8	1982					
Nov. 11	7	1983					
Nov. 18	6	1984					
Nov. 25	7	1985					
Dec. 2	11	1986					
1947		1987					
Oct. 6	4	AP					
Oct. 13	5	1988					
Oct. 20	7	1989					
Oct. 27	6	1990					
Nov. 3	6	1991					
Nov. 10	6	1992					
Nov. 17	10	1993					
Nov. 24	9	1994					
Dec. 1	9	1995					
Dec. 8	10	1996					



1978		1998			2005			2011			
	AP	AP	CP	BCS	AP	CP	BCS	AP	CP	BCS	
Nov. 13	20	Oct. 12	25		Sept. 6	17		Sept. 18	25	24	
		Oct. 19	20		Sept. 11	16		Sept. 25	21	21	
1984		Oct. 26	23	17	Sept. 18	15		Oct. 2	13	13	
	AP	Nov. 2	23		Sept. 25	25	24	Oct. 9	12	12	
Sept. 26	18	Nov. 9	22		Nov. 6	24	23	Oct. 16	20	19	
Oct. 2	12	Nov. 16	21	22	Nov. 20	20	21	Oct. 30	22	23	
Oct. 10	20	Nov. 23	17	19	Nov. 27	24	24	Nov. 6	20	19	
		Nov. 30	12	12	Dec. 4	24	24	Nov. 20	25	21	
		Dec. 7	12	14							
1985		FINAL	9		2006			2014			
	AP					AP	CP	BCS	AP	CP	CFP
FINAL	19	1999			Sept. 24	24		Oct. 5	22	23	
			AP	CP	BCS	Oct. 1	18	Nov. 2	-	-	24
1990		Preseason	11		Oct. 8	13		Nov. 9	24	23	22
	AP	Aug. 28	10		Oct. 15	13	19	Nov. 16	17	16	18
Oct. 2	23	Sept. 6	10		Oct. 22	21	24	Nov. 23	16	15	16
Oct. 9	18	Sept. 13	12		Oct. 29	20	20	Nov. 30	12	12	11
Oct. 16	11	Sept. 20	10		Nov. 5	19	18	Dec. 7	10	9	12
Oct. 23	16	Sept. 27	9		Nov. 12	18	18	FINAL	8	7	
Oct. 30	16	Oct. 3	7		Nov. 19	16	16				
Nov. 6	7	Oct. 10	8		Nov. 26	23	22	2015			
Nov. 13	.4	Oct. 17	8						AP	CP	CFP
Nov. 20	3	Oct. 24	7		2007			Preseason	16	17	
Nov. 27	2	Nov. 1	7			AP	CP	BCS	Sept. 4	15	16
Dec. 2	2	Nov. 8	13		Sept. 4	21	21	Sept. 13	14	16	
Dec. 4	2	Nov. 15	14		Sept. 9	15	15	Sept. 20	20	20	
FINAL	2	Nov. 22	20								
	1	Nov. 29	17		2008						
1991		Dec. 6	17			AP	CP	BCS			
	AP	FINAL	17		Oct. 19	21	21	18			
Preseason	8	2000			Nov. 2	22	20	20			
Sept. 3	17		AP	CP	BCS	Nov. 23	18	23	22		
Sept. 10	17	Oct. 29	25		Nov. 30	15	16	15			
Sept. 17	17	Nov. 5	24		Dec. 7	14	15	14			
Sept. 23	19	Nov. 12	20	22	FINAL	22	22				
Sept. 30	21	Nov. 19	18		2009						
		Nov. 26	17			AP	CP	BCS			
1992		Dec. 3	15	13	Preseason	15	15				
	AP	FINAL	17		Sept. 8	15	13				
Preseason	23	2001			Sept. 13	14	13				
Sept. 1	24		AP	CP	BCS	Sept. 27	25				
Sept. 8	24	Preseason	10		Oct. 4	22	23				
Sept. 15	22	Aug. 26	11		Oct. 11	19	20				
Sept. 29	23	Sept. 3	10		Oct. 18	11	13	12			
Oct. 6	17	Sept. 9	10		Oct. 25	11	11	11			
Oct. 13	16	Sept. 16	*NP		Nov. 1	10	11	10			
Oct. 20	19	Sept. 23	9		Nov. 8	7	7	7			
		Sept. 23	9		Nov. 15	7	7	7			
1996		Sept. 30	17		Nov. 22	7	7	7			
	AP	Oct. 7	15		Nov. 29	12	12	10			
Oct. 7	23	Oct. 14	23		Dec. 6	9	10	9			
Oct. 14	22	Oct. 21	21		FINAL	13	13				
		Oct. 28	23		2010						
1997		Nov. 4	20			AP	CP	BCS			
	AP	Nov. 18	21		Preseason	16	17				
Oct. 6	25	FINAL	24		Sept. 7	15	17				
Oct. 13	21										
FINAL	25										

*NP=no poll published the week after Sept. 11, 2001

GEORGIA TECH IN FINAL POLLS

YEAR	REC	AP	C	BCS/CFP
1939	8-2	16	-	
1942	9-2	5	-	
1943	8-3	13	-	
1944	8-3	13	-	
1946	9-2	11	-	
1947	10-1	10	-	
1951	11-0-1	5	5	
1952*	12-0	2	2	
1953	9-2-1	8	9	
1954	8-3	-	13	
1955	9-1-1	7	7	
1956	10-1	4	4	
1961	7-4	13	13	
1962	7-3-1	-	11	
1966	9-2	8	8	
1970	9-3	13	17	
1972	7-4-1	20	-	
1985	9-2-1	19	18	
1990	11-0-1	2	1	
1997	7-5	25	-	
1998	10-2	9	11	-
1999	8-4	21	20	-
2000	9-3	17	19	-
2001	8-5	24	-	-
2008	9-4	22	22	-
2009	11-3	13	13	9
2014	11-3	8	7	12

* — No. 1 by International News Service
C — Coaches' poll: Released by UPI through 1990, then by USA TODAY beginning in 1991
BCS/CFP — BCS rankings were released from 1998-2013; College Football Playoff rankings began in 2014.

GEORGIA TECH IN AP TOP 25

Last time ranked in AP Top 25:
 Sept. 26, 2015
Last time ranked in AP Top 10:
 Jan. 13, 2015
Weeks ranked in AP poll 307
Weeks ranked in Top 10 146
Weeks ranked in Top 5 58
Highest AP Ranking No. 2 (13 times)

GEORGIA TECH VS. AP TOP 25

Overall.....	97-188-6				
Home.....	51-86-4				
Away.....	29-89-2				
Neutral sites.....	17-13-0				
	ALL	H	A	N	BOWL
vs. ACC	32-47	19-21	12-25	1-2	0-0
vs. No. 1	2-13-1	1-5-1	1-8	0-0	0-0
vs. No. 2	0-10-1	0-5-1	0-4	0-1	0-0
vs. No. 3	1-11	0-6	1-5	0-0	0-0
vs. No. 4	3-12	2-8	1-4	0-0	0-0
vs. No. 5	3-14	1-8	2-6	0-0	0-0
vs. No. 6	5-8	3-4	1-4	1-0	1-0
vs. No. 7	3-13	2-5	0-6	1-2	1-1
vs. No. 8	5-10	3-4	1-6	1-0	1-0
vs. No. 9	6-10	4-3	1-6	1-1	1-1
vs. No. 10	4-10	0-4	1-5	3-1	3-1
vs. No. 11	4-7	1-2	1-4	2-1	2-1
vs. No. 12	5-6	2-2	2-4	1-0	1-0
vs. No. 13	6-7	2-2	3-3	1-2	1-1
vs. No. 14	2-12	1-7	1-5	0-0	0-0
vs. No. 15	4-6-2	3-5-1	0-1-1	1-0	1-0
vs. No. 16	5-5-2	4-0-1	1-4-1	0-1	0-0
vs. No. 17	11-6	7-2	2-2	2-2	2-2
vs. No. 18	7-7	4-3	3-4	0-0	0-0
vs. No. 19	7-3	2-1	3-2	2-0	2-0
vs. No. 20	4-8	3-5	1-3	0-0	0-0
vs. No. 21	2-1	2-1	0-0	0-0	0-0
vs. No. 22	2-4	2-2	0-2	0-0	0-0
vs. No. 23	3-1	1-0	2-0	0-1	0-1
vs. No. 24	1-0	0-0	1-0	0-0	0-0
vs. No. 25	2-4*	1-2	0-1	1-1	0-0

GEORGIA TECH VS. AP TOP 10

Last win vs. Top 10 team
 Oct. 24, 2015
Last home win vs. Top 10 team
 Oct. 24, 2015
Last road win vs. Top 10 team
 Nov. 29, 2014
Last bowl win vs. Top 10 team
 Dec. 31, 2014
Last ACC win vs. Top 10 team
 Oct. 24, 2015
Longest win streak vs. Top 10
 6 (1959-62)
Longest losing streak vs. Top 10
 25 (1966-80)
Most Common Top 10 Opponent
 Georgia, 19

DATE	OPPONENT	RESULT
Nov. 14, 1936	4 Alabama	L, 16-20
Nov. 13, 1937	at 3 Alabama	L, 0-7
Jan. 1, 1940	vs. 6 Missouri	W, 21-7
Nov. 1, 1941	4 Duke	L, 0-14
Nov. 15, 1941	at 9 Alabama	L, 0-20
Nov. 14, 1942	5 Alabama	W, 7-0
Nov. 28, 1942	at 5 Georgia	L, 0-34
Oct. 23, 1943	at 3 Navy	L, 14-28
Oct. 30, 1943	8 Duke	L, 7-14
Oct. 21, 1944	9 Navy	W, 17-15
Oct. 20, 1945	at 2 Navy	L, 6-20
Nov. 30, 1946	at 3 Georgia	L, 7-35
Nov. 1, 1947	9 Duke	W, 7-0
Oct. 28, 1950	4 Kentucky	L, 14-28
Jan. 1, 1952	vs. 9 Baylor	W, 17-14
Nov. 1, 1952	at 6 Duke	W, 28-7
Jan. 1, 1953	vs. 7 Ole Miss	W, 24-7

Oct. 24, 1953	at 1 Notre Dame	L, 14-27
Jan. 1, 1954	vs. 10 W. Virginia	W, 42-19
Jan. 1, 1955	vs. 10 Arkansas	W, 14-6
Sept. 29, 1956	at 5 SMU	W, 9-7
Nov. 10, 1956	3 Tennessee	L, 0-6
Oct. 19, 1957	9 Auburn	L, 0-3
Nov. 2, 1957	7 Duke	W, 13-0
Nov. 9, 1957	at 9 Tennessee	L, 6-21
Oct. 18, 1958	2 Auburn	T, 7-7
Sept. 26, 1959	6 SMU	W, 16-12
Oct. 3, 1959	6 Clemson	W, 16-6
Oct. 10, 1959	at 8 Tennessee	W, 14-7
Nov. 5, 1960	8 Tennessee	W, 14-7
Sept. 22, 1961	at 9 USC	W, 27-7
Nov. 17, 1962	1 Alabama	W, 7-6
Nov. 16, 1963	at 7 Alabama	L, 11-27
Nov. 14, 1964	2 Alabama	L, 7-24
Jan. 1, 1966	vs. 10 Texas Tech	W, 31-21
Oct. 8, 1966	8 Tennessee	W, 6-3
Nov. 26, 1966	at 7 Georgia	L, 14-23
Nov. 18, 1967	9 Notre Dame	L, 3-36
Oct. 12, 1968	10 Tennessee	L, 7-24
Nov. 16, 1968	at 9 Notre Dame	L, 6-34
Nov. 30, 1968	at 4 Georgia	L, 8-47
Oct. 1, 1969	at 10 Tennessee	L, 8-26
Oct. 25, 1969	at 7 USC	L, 18-29
Nov. 15, 1969	9 Notre Dame	L, 20-38
Oct. 17, 1970	at 8 Auburn	L, 7-31
Nov. 14, 1970	at 1 Notre Dame	L, 7-10
Oct. 16, 1971	5 Auburn	L, 14-31
Nov. 25, 1971	7 Georgia	L, 24-28
Sept. 22, 1973	1 USC	L, 6-23
Oct. 13, 1973	at 8 Tennessee	L, 14-20
Sept. 9, 1974	2 Notre Dame	L, 7-31
Oct. 19, 1974	at 5 Auburn	L, 22-31
Sept. 18, 1976	3 Pittsburgh	L, 14-42
Nov. 27, 1976	at 4 Georgia	L, 10-13
Nov. 5, 1977	at 5 Notre Dame	L, 14-69
Nov. 18, 1978	10 Notre Dame	L, 21-38
Dec. 25, 1978	vs. 7 Purdue	L, 21-41
Sept. 8, 1979	2 Alabama	L, 6-30
Oct. 6, 1979	at 10 Notre Dame	L, 13-21
Sept. 6, 1980	at 2 Alabama	L, 3-26
Oct. 4, 1980	at 10 N. Carolina	L, 0-33
Nov. 8, 1980	1 Notre Dame	T, 3-3
Nov. 29, 1980	at 1 Georgia	L, 20-38
Sept. 12, 1981	at 4 Alabama	W, 24-21
Oct. 3, 1981	6 North Carolina	L, 7-28
Nov. 28, 1981	3 Georgia	L, 7-44
Sept. 11, 1982	4 Alabama	L, 7-45
Nov. 27, 1982	at 1 Georgia	L, 18-38
Oct. 1, 1983	5 North Carolina	L, 21-38
Oct. 15, 1983	5 Auburn	L, 13-31
Nov. 26, 1983	1 Georgia	L, 24-27
Oct. 19, 1985	8 Auburn	L, 14-17
Oct. 18, 1986	at 7 Auburn	L, 10-31
Sept. 26, 1987	at 9 Clemson	L, 12-33
Oct. 17, 1987	5 Auburn	L, 10-20
Oct. 15, 1988	8 South Carolina	W, 34-0
Nov. 3, 1990	at 1/1 Virginia	W, 41-38
Sept. 28, 1991	at 7/5 Clemson	L, 7-9
Oct. 17, 1992	6/6 Florida State	L, 24-29
Nov. 28, 1992	at 9/10 Georgia	L, 17-31
Oct. 2, 1993	at 1/1 Florida St.	L, 0-51
Nov. 5, 1994	8/6 Florida State	L, 10-41
Oct. 21, 1995	1/1 Florida State	L, 10-42
Nov. 2, 1996	3/2 Florida State	L, 3-49
Oct. 18, 1997	at 3/3 Florida St.	L, 0-38
Oct. 30, 1997	5/5 N. Carolina	L, 13-16



Oct. 17, 1998	7/6 Virginia	W, 41-38
Oct. 24, 1998	6/6 Florida State	L, 7-34
Sept. 11, 1999	at 1/1 Florida St.	L, 35-41
Sept. 9, 2000	2/2 Florida State	L, 21-26
Oct. 28, 2000	at 5/4 Clemson	W, 31-28
Nov. 2, 2002	at 10/8 NC State	W, 24-17
Nov. 30, 2002	at 5/5 Georgia	L, 7-24
Sept. 13, 2003	at 10/11 Florida St.	L, 13-51
Nov. 29, 2003	5/5 Georgia	L, 17-34
Oct. 2, 2004	4/4 Miami	L, 7-24
Nov. 27, 2004	at 8/7 Georgia	L, 13-19
Sept. 24, 2005	at 4/4 Va. Tech	L, 7-51
Nov. 19, 2005	at 3/3 Miami	W, 14-10
Sept. 2, 2006	2/3 Notre Dame	L, 10-14
Nov. 24, 2007	6/7 Georgia	L, 17-31
Oct. 17, 2009	4/4 Virginia Tech	W, 28-23
Oct. 29, 2011	6/6 Clemson	W, 31-17
Nov. 10, 2011	10/9 Va. Tech	L, 26-37
Nov. 24, 2012	at 3/3 Georgia	L, 10-42
Nov. 14, 2013	at 8/6 Clemson	L, 31-55
Nov. 29, 2014	at 9/10 Georgia	W, 30-24 ^{OT}
Dec. 6, 2014	vs. 2/2 Florida St.	L, 35-37
Dec. 31, 2014	vs. 8/8 Miss. St.	W, 49-34
Sept. 19, 2015	at 8/10 Notre Dame	L, 22-30
Oct. 10, 2015	at 6/6 Clemson	L, 24-43
Oct. 24, 2015	at 9/9 Florida St.	W, 22-16
Sept. 22, 2016	5/3 Clemson	L, 7-26
Oct. 28, 2017	at 7/7 Clemson	L, 10-24
Nov. 25, 2017	7/7 Georgia	L, 7-38
Sept. 22, 2018	3/2 Clemson	L, 21-49
Nov. 24, 2018	at 5 Georgia	L, 10-34
Aug. 29, 2019	at 1/1 Clemson	L, 14-52
Nov. 30, 2019	4/4 Georgia	L, 7-52
Oct. 17, 2020	1/1 Clemson	L, 7-73
Oct. 31, 2020	4/4 Notre Dame	L, 13-31
Sept. 18, 2021	at 6/6 Clemson	L, 8-14
Nov. 20, 2021	at 6/6 Notre Dame	L, 0-55
Nov. 27, 2021	1/1 Georgia	L, 0-45
Sept. 5, 2022	4/4 Clemson	L, 10-41
Nov. 27, 2022	at 1/1 Georgia	L, 14-37
Nov. 25, 2023	1/1 Georgia	L, 23-31

GEORGIA TECH ON HOLIDAYS**THANKSGIVING — 21-14-2**

DATE	OPPONENT	RESULT
Nov. 30, 1893	St. Albans	L, 0-6
Nov. 29, 1894	Ft. McPherson	L, 0-34
Nov. 24, 1898	vs. Clemson	L, 0-23
Nov. 30, 1899	at Clemson	L, 5-41
Nov. 27, 1902	at Alabama	L, 0-26
Nov. 26, 1903	South Carolina	L, 0-16
Nov. 24, 1904	Cumberland	W, 18-0
Nov. 30, 1905	Clemson	W, 17-12
Nov. 29, 1906	Clemson	L, 0-10
Nov. 28, 1907	Clemson	L, 5-6
Nov. 26, 1908	Clemson	W, 30-6
Nov. 25, 1909	Clemson	W, 29-3
Nov. 24, 1910	Clemson	W, 34-0
Nov. 30, 1911	Clemson	W, 31-0
Nov. 28, 1912	Clemson	W, 23-0
Nov. 27, 1913	Clemson	W, 34-0
Nov. 26, 1914	Clemson	W, 26-6
Nov. 25, 1915	Auburn	W, 7-0
Nov. 30, 1916	Auburn	W, 33-7
Nov. 22, 1917	Auburn	W, 68-7
Nov. 28, 1918	Auburn	W, 41-0
Nov. 27, 1919	Auburn	L, 7-14
Nov. 25, 1920	Auburn	W, 34-0
Nov. 24, 1921	Auburn	W, 14-0
Nov. 30, 1922	Auburn	W, 14-6
Nov. 29, 1923	Auburn	T, 0-0
Nov. 27, 1924	Auburn	W, 7-0
Nov. 26, 1925	Auburn	T, 7-7
Nov. 25, 1926	Auburn	W, 20-7
Nov. 24, 1927	Auburn	W, 18-0
Nov. 29, 1928	Auburn	W, 51-0
Nov. 28, 1929	Auburn	W, 19-6
Nov. 27, 1930	Florida	L, 7-55
Nov. 25, 1971	Georgia	L, 24-28
Nov. 27, 1975	Georgia	L, 26-42
Nov. 25, 1993	Georgia	L, 10-43
Nov. 23, 1995	Georgia	L, 17-18

CHRISTMAS — 1-1

DATE	OPPONENT	RESULT
Dec. 25, 1978	vs. Purdue	L, 21-41
Dec. 25, 1991	vs. Stanford	W, 18-17

NEW YEAR'S EVE — 5-4

DATE	OPPONENT	RESULT
Dec. 31, 1965	vs. Texas Tech	W, 31-21
Dec. 31, 1985	vs. Michigan St.	W, 17-14
Dec. 31, 2002	vs. Fresno State	L, 21-30
Dec. 31, 2007	vs. Fresno State	L, 28-40
Dec. 31, 2008	vs. LSU	L, 3-38
Dec. 31, 2011	vs. Utah	L, 27-30 ^{OT}
Dec. 31, 2012	vs. USC	W, 21-7
Dec. 31, 2014	vs. Mississippi St.	W, 49-34
Dec. 31, 2016	vs. Kentucky	W, 33-18

NEW YEAR'S DAY — 11-4-0

DATE	OPPONENT	RESULT
Jan. 1, 1929	vs. California	W, 8-7
Jan. 1, 1940	vs. Missouri	W, 21-7
Jan. 1, 1943	vs. Texas	L, 7-14
Jan. 1, 1944	vs. Tulsa	W, 20-18
Jan. 1, 1945	vs. Tulsa	L, 12-26
Jan. 1, 1947	vs. Saint Mary's	W, 41-19
Jan. 1, 1948	vs. Kansas	W, 20-14
Jan. 1, 1952	vs. Baylor	W, 17-14
Jan. 1, 1953	vs. Ole Miss	W, 24-7
Jan. 1, 1954	vs. West Virginia	W, 42-19
Jan. 1, 1955	vs. Arkansas	W, 14-6
Jan. 1, 1991	vs. Nebraska	W, 45-21
Jan. 1, 1999	vs. Notre Dame	W, 35-28
Jan. 1, 2000	vs. Miami	L, 13-28
Jan. 1, 2007	vs. West Virginia	L, 35-38

GEORGIA TECH VS. AP NO. 1

DATE	OPPONENT	RESULT
Oct. 24, 1953	at Notre Dame	L, 14-27
Nov. 17, 1962	Alabama	W, 7-6
Nov. 14, 1970	Notre Dame	L, 7-10
Sept. 22, 1973	USC	L, 6-23
Nov. 8, 1980	Notre Dame	T, 3-3
Nov. 29, 1980	at Georgia	L, 20-38
Nov. 27, 1982	at Georgia	L, 18-38
Nov. 3, 1990	at Virginia	W, 41-38
Oct. 2, 1993	at Florida State	L, 0-51
Oct. 21, 1995	at Florida State	L, 10-42
Nov. 11, 1999	at Florida State	L, 35-41
Aug. 29, 2019	at Clemson	L, 52-14
Oct. 17, 2020	Clemson	L, 73-7
Nov. 27, 2021	Georgia	L, 0-45
Nov. 26, 2022	at Georgia	L, 37-14
Nov. 25, 2023	Georgia	L, 23-31


GEORGIA TECH HOMECOMING — 55-18-1

DATE	OPPONENT	RESULT	ATTEN.
Oct. 29, 1949	Duke	L, 14-27	38,000
Oct. 28, 1950	Kentucky	L, 14-28	35,000
Nov. 3, 1951	Duke	T, 14-14	36,000
Oct. 25, 1952	Vanderbilt	W, 30-0	35,373
Nov. 7, 1953	Clemson	W, 20-7	35,000
Oct. 23, 1954	Kentucky	L, 6-13	34,000
Oct. 29, 1955	Duke	W, 27-0	40,000
Oct. 27, 1956	Tulane	W, 40-0	40,000
Nov. 2, 1957	Duke	W, 13-0	40,000
Nov. 15, 1958	Alabama	L, 8-17	44,726
Oct. 31, 1959	Duke	L, 7-10	44,174
Oct. 22, 1960	Tulane	W, 14-6	43,608
Nov. 4, 1961	Florida	W, 20-0	44,940
Oct. 27, 1962	Tulane	W, 42-12	46,370
Nov. 2, 1963	Duke	W, 30-6	52,266
Oct. 24, 1964	Tulane	W, 7-6	45,129
Oct. 30, 1965	Duke	W, 35-23	46,981
Nov. 12, 1966	Penn State	W, 21-0	50,172
Nov. 4, 1967	Duke	W, 19-7	50,103
Oct. 26, 1968	Tulane	W, 23-19	47,481
Nov. 1, 1969	Duke	W, 20-7	41,113
Nov. 7, 1970	Navy	W, 30-8	50,105
Oct. 30, 1971	Duke	W, 21-0	49,886
Oct. 28, 1972	Tulane	W, 21-7	48,096
Nov. 3, 1973	Duke	W, 12-10	47,129
Oct. 12, 1974	North Carolina	W, 29-28	38,413
Nov. 1, 1975	Duke	W, 21-6	44,116
Nov. 6, 1976	Notre Dame	W, 23-14	50,079
Oct. 29, 1977	Duke	L, 24-25	47,131
Oct. 28, 1978	Florida	W, 17-13	44,866
Nov. 10, 1979	Air Force	W, 21-0	30,113
Oct. 25, 1980	Tulane	L, 14-31	35,119
Oct. 31, 1981	Duke	L, 24-38	30,232
Oct. 30, 1982	Duke	L, 21-38	36,562
Nov. 12, 1983	Wake Forest	W, 49-33	26,330
Nov. 3, 1984	Duke	W, 31-3	36,393
Oct. 12, 1985	Western Carolina	W, 24-17	36,111
Nov. 1, 1986	Duke	W, 34-6	37,102
Nov. 7, 1987	Virginia	L, 14-23	38,111
Oct. 29, 1988	Duke	L, 21-31	40,393
Oct. 21, 1989	North Carolina	W, 17-14	41,114
Oct. 27, 1990	Duke	W, 48-31	44,061
Oct. 26, 1991	North Carolina	W, 35-14	45,542
Oct. 31, 1992	Duke	W, 20-17	44,129
Nov. 6, 1993	Baylor	W, 37-27	42,175
Nov. 19, 1994	Wake Forest	L, 13-20	35,706
Oct. 28, 1995	Clemson	L, 3-24	45,245
Oct. 26, 1996	UCF	W, 27-20	43,610
Oct. 11, 1997	NC State	W, 27-17	44,915
Oct. 17, 1998	Virginia	W, 41-38	46,018
Oct. 9, 1999	North Carolina	W, 31-24 (OT)	46,110
Oct. 14, 2000	Wake Forest	W, 52-20	43,829
Oct. 20, 2001	NC State	W, 27-17	41,942
Oct. 26, 2002	Virginia	W, 23-15	42,727
Oct. 4, 2003	NC State	W, 29-21	50,113
Oct. 16, 2004	Duke	W, 24-7	46,856
Oct. 29, 2005	Clemson	W, 10-9	55,000
Oct. 28, 2006	Miami	W, 30-23	55,320
Oct. 20, 2007	Army	W, 34-10	50,242
Oct. 25, 2008	Virginia	L, 17-24	47,416
Oct. 17, 2009	Virginia Tech	W, 28-23	54,405
Oct. 9, 2010	Virginia	W, 33-21	48,016
Oct. 29, 2011	Clemson	W, 31-17	55,646

Oct. 27, 2012	BYU	L, 17-41	50,103
Nov. 2, 2013	Pittsburgh	W, 21-10	52,312
Nov. 1, 2014	Virginia	W, 35-10	46,657
Oct. 24, 2015	Florida State	W, 22-16	55,000
Oct. 29, 2016	Duke	W, 38-35	43,886
Oct. 21, 2017	Wake Forest	W, 38-24	45,224
Oct. 13, 2018	Duke	L, 14-28	41,709
Nov. 2, 2019	Pittsburgh	L, 10-20	41,219
2020	<i>No Homecoming due to Covid 19 pandemic</i>		
Oct. 30, 2021	Virginia Tech	L, 17-26	35,543
Oct. 8, 2022	Duke	W, 23-20 (OT)	32,041
Oct. 28, 2023	North Carolina	W, 46-42	35,945

HOMECOMING OPPONENTS

Opponent	Games	Record
Air Force	1	1-0-0
Alabama	1	0-1-0
Army	1	1-0-0
Baylor	1	1-0-0
BYU	1	0-1-0
Clemson	4	3-1-0
Duke	24	16-7-1
Florida	2	2-0-0
Florida State	1	1-0-0
Kentucky	2	0-2-0
Miami	1	1-0-0
Navy	1	1-0-0
NC State	3	3-0-0
North Carolina	5	5-0-0
Notre Dame	1	1-0-0
Penn State	1	1-0-0
Pittsburgh	2	1-1-0
Tulane	7	6-1-0
UCF	1	1-0-0
Vanderbilt	1	1-0-0
Virginia	6	4-2-0
Virginia Tech	2	1-1-0
Wake Forest	4	3-1-0
Western Carolina	1	1-0-0

CONFERENCE/NON-CONFERENCE

Conference Games	43	32-11-0
SEC	8	5-3-0
ACC	35	27-8-0
Non-Conference	31	23-7-1

MONTH

October	50	36-14-0
November	23	18-4-1

STREAKS

Longest Win Streak.....	17 (1960-76)
Longest Losing Streak.....	3 (1980-82; 2018-21)
Current Streak.....	W2

**1948**

Oct. 2, 1948	Tulane	W	13-7	WSB
Nov. 6, 1948	Tennessee	L	6-13	WSB
Nov. 1, 1948	Alabama	L	12-14	WSB

1949

Sept. 24, 1949	Vanderbilt	W	12-7	WSB
Oct. 8, 1949	Washington & Lee	W	36-0	WSB
Oct. 15, 1949	Auburn	W	35-21	WSB
Oct. 29, 1949	Duke	L	14-27	WSB
Nov. 19, 1949	South Carolina	W	13-3	WSB
Nov. 26, 1949	Georgia	W	7-6	WSB

1952

Nov. 15, 1952	Alabama	W	7-3	WSB
Jan. 1, 1953	vs. Ole Miss ^B	W	24-7	ABC

1953

Jan. 1, 1954	vs. West Virginia ^B	W	42-19	ABC
--------------	--------------------------------	---	-------	-----

1954

Nov. 13, 1954	Alabama	W	20-0	WSB
Jan. 1, 1955	vs. Arkansas ^B	W	14-6	NBC

1955

Sept. 17, 1955	Miami	W	14-6	NBC
Jan. 2, 1956	vs. Pittsburgh ^B	W	7-0	ABC

1956

Sept. 22, 1956	at Kentucky	W	14-6	NBC
Dec. 29, 1956	vs. Pittsburgh ^B	W	21-14	CBS

1959

Jan. 2, 1960	vs. Arkansas ^B	L	7-14	CBS
--------------	---------------------------	---	------	-----

1961

Dec. 30, 1961	vs. Penn State ^B	L	15-30	CBS
---------------	-----------------------------	---	-------	-----

1962

Oct. 2, 1962	LSU	L	7-10	NBC
Dec. 22, 1962	vs. Missouri ^B	L	10-14	CBS

1963

Sept. 14, 1963	Florida	W	9-0	ABC
----------------	---------	---	-----	-----

1965

Dec. 31, 1965	vs. Texas Tech ^B	W	31-21	ABC
---------------	-----------------------------	---	-------	-----

1966

Oct. 8, 1966	Tennessee	W	6-3	ABC
Jan. 2, 1967	vs. Florida ^B	L	12-27	NBC

1967

Oct. 14, 1967	at Tennessee	L	13-24	ABC
Nov. 25, 1967	Georgia	L	14-21	ABC

1969

Nov. 15, 1969	Notre Dame	L	20-38	ABC
---------------	------------	---	-------	-----

1970

Dec. 19, 1970	vs. Texas Tech ^B	W	17-9	CBS
---------------	-----------------------------	---	------	-----

1971

Nov. 25, 1971	Georgia (THK)	L	24-28	ABC
Dec. 30, 1971	vs. Ole Miss ^B	L	18-41	N/A

1972

Sept. 9, 1972	Tennessee	L	3-34	ABC
Dec. 18, 1972	vs. Iowa State ^B	W	31-30	ABC

1974

Sept. 9, 1974	Notre Dame	L	7-31	ABC
Oct. 26, 1974	Tulane	W	27-7	ABC

1975

Nov. 27, 1975	Georgia (THK)	L	26-42	ABC
---------------	---------------	---	-------	-----

1976

Sept. 11, 1976	South Carolina	L	17-27	ABC
----------------	----------------	---	-------	-----

1978

Oct. 21, 1978	at Auburn	W	24-10	ABC
Oct. 28, 1978	Florida	W	17-13	ABC
Dec. 2, 1978	at Georgia	L	28-29	ABC
Dec. 25, 1978	vs. Purdue ^B	L	21-41	CBS

1979

Sept. 8, 1979	Alabama	L	6-30	ABC
Nov. 24, 1979	at Georgia	L	3-16	ABC

1981

Sept. 12, 1981	at Alabama [%]	W	24-21	ESPN
Nov. 28, 1981	Georgia	L	7-44	ABC

1982

Oct. 23, 1982	Tennessee	W	31-21	ABC
---------------	-----------	---	-------	-----

1983

Sept. 24, 1983	at Clemson	L	14-41	ESPN
Nov. 3, 1983	Virginia (TH)	W	31-27	TBS

1984

Sept. 15, 1984	Alabama	W	16-6	TBS
Sept. 29, 1984	Clemson	W	28-21	ESPN
Oct. 6, 1984	NC State	L	22-27	ACC
Dec. 14, 1984	at Georgia	W	35-18	ACC

1985

Sept. 14, 1985	at NC State	W	28-18	ACC
Oct. 5, 1985	North Carolina	W	31-0	ACC
Oct. 19, 1985	Auburn	L	14-17	CBS
Oct. 26, 1985	at Tennessee	T	6-6	ESPN
Nov. 16, 1985	Wake Forest	W	41-10	ACC
Nov. 30, 1985	Georgia	W	20-16	TBS
Dec. 31, 1985	vs. Michigan State ^B	W	17-14	TBS

1986

Sept. 27, 1986	Clemson	L	3-27	ACC
Oct. 11, 1986	NC State	W	59-21	ACC
Oct. 25, 1986	Tennessee	W	14-13	TBS
Nov. 22, 1986	at Wake Forest	L	21-24	ACC
Nov. 29, 1986	at Georgia	L	24-31	TBS

1987

Sept. 26, 1987	at Clemson	L	12-33	ACC
Oct. 3, 1987	at NC State	L	0-17	ACC
Nov. 7, 1987	Virginia	L	14-23	ACC
Nov. 28, 1987	Georgia	L	16-30	ESPN

1988

Sept. 17, 1988	at Virginia	L	16-17	ACC
Oct. 1, 1988	NC State	L	6-14	ACC
Oct. 8, 1988	at Maryland	L	8-13	ACC
Nov. 26, 1988	at Georgia	L	3-24	TBS

1989

Sept. 9, 1989	at NC State	L	28-38	ACC
Sept. 16, 1989	Virginia	L	10-17	ACC
Nov. 18, 1989	Wake Forest	W	43-14	ACC

1990

Sept. 8, 1990	NC State	W	21-13	ACC
Sept. 29, 1990	South Carolina	W	27-6	ESPN
Oct. 6, 1990	at Maryland	W	31-3	ACC
Oct. 13, 1990	Clemson	W	21-19	ACC
Oct. 27, 1990	Duke	W	48-31	ACC
Nov. 3, 1990	at Virginia	W	41-38	CBS
Dec. 1, 1990	at Georgia	W	40-23	TBS
Jan. 1, 1991	vs. Nebraska ^a	W	45-21	ABC

1991

Aug. 28, 1991	Penn State (WD)	L	22-34	n/a
Sept. 19, 1991	Virginia (TH)	W	24-21	ESPN
Sept. 28, 1991	at Clemson	L	7-9	ABC
Oct. 5, 1991	NC State	L	21-28	ACC
Oct. 12, 1991	Maryland	W	34-10	ACC
Oct. 26, 1991	North Carolina	W	35-14	ACC
Nov. 16, 1991	Wake Forest	W	27-3	ACC
Nov. 30, 1991	Georgia	L	15-18	ACC
Dec. 25, 1991	vs. Stanford ^b	W	18-17	ACC

1992

Sept. 26, 1992	Clemson	W	20-16	ESPN
Oct. 3, 1992	NC State	W	16-13	ACC
Oct. 17, 1992	Florida State	L	24-29	ESPN
Oct. 24, 1992	at North Carolina	L	14-26	ABC
Oct. 31, 1992	Duke	W	20-17	ACC
Nov. 28, 1992	at Georgia	L	17-31	ESPN

1993

Sept. 16, 1993	Virginia (TH)	L	14-35	ESPN
Oct. 2, 1993	Florida State	L	0-51	ABC
Oct. 16, 1993	North Carolina	L	3-41	ABC
Oct. 23, 1993	at NC State	L	23-28	ACC
Oct. 30, 1993	at Duke	W	47-14	ACC
Nov. 13, 1993	at Wake Forest	W	38-28	ACC
Nov. 25, 1993	Georgia (THK)	L	10-43	ABC

1994

Sept. 1, 1994	Arizona (TH)	L	14-19	ESPN
Oct. 1, 1994	at NC State	L	13-21	ABC
Oct. 8, 1994	at North Carolina	L	24-31	ACC
Nov. 5, 1994	Florida State	L	10-41	ACC
Nov. 12, 1994	at Clemson	L	10-20	ACC
Nov. 25, 1994	at Georgia (FR)	L	10-48	ESPN

1995

Sept. 2, 1995	Furman	W	51-7	ACC
Sept. 7, 1995	at Arizona (TH)	L	19-20	n/a
Sept. 28, 1995	Maryland (TH)	W	31-3	ESPN
Oct. 14, 1995	North Carolina	W	27-25	ACC
Oct. 21, 1995	at Florida State	L	10-42	ABC
Oct. 28, 1995	Clemson	L	3-24	ACC
Nov. 23, 1995	Georgia (THK)	L	17-18	ABC

1996

Sept. 7, 1996	at NC State	W	28-16	ABC
Sept. 21, 1996	at North Carolina	L	0-16	ABC
Sept. 26, 1996	Duke (TH)	W	48-22	ESPN
Oct. 5, 1996	Virginia	W	13-7	ABC
Oct. 19, 1996	at Clemson	L	25-28	ABC
Oct. 26, 1996	UCF	W	27-2	n/a
Nov. 2, 1996	Florida State	L	3-49	ESPN
Nov. 14, 1996	at Maryland (TH)	L	10-13	ESPN
Nov. 30, 1996	at Georgia	L	10-19	CBS

1997

Sept. 6, 1997	at Notre Dame	L	13-17	NBC
Sept. 27, 1997	Clemson	W	23-20	ESPN
Oct. 4, 1997	at Boston College	W	42-14	CBS
Oct. 11, 1997	NC State	W	27-17	ABC
Oct. 18, 1997	at Florida State	L	0-38	ABC
Oct. 30, 1997	North Carolina (TH)	L	13-16	ESPN
Nov. 8, 1997	at Virginia	L	31-35	ABC
Nov. 22, 1997	Maryland	W	37-18	ABC
Nov. 29, 1997	Georgia	L	24-27	ABC
Dec. 29, 1997	vs. West Virginia ^a	W	35-30	TBS

1998

Sept. 5, 1998	Boston College	L	31-41	ABC
Sept. 26, 1998	at North Carolina	W	43-21	ESPN
Oct. 3, 1998	Duke	W	41-13	ACC
Oct. 10, 1998	NC State	W	47-24	ABC
Oct. 17, 1998	Virginia	W	41-38	ABC
Oct. 24, 1998	Florida State	L	7-34	ESPN
Oct. 31, 1998	at Maryland [#]	W	31-14	ACC
Nov. 12, 1998	at Clemson (TH)	W	24-21	ESPN
Nov. 28, 1998	at Georgia	W	21-19	CBS
Jan. 1, 1999	vs. Notre Dame ^b	W	35-28	NBC

1999

Sept. 4, 1999	at Navy	W	49-14	FSN
Sept. 11, 1999	at Florida State	L	35-41	ABC
Sept. 30, 1999	Maryland (TH)	W	49-31	ESPN
Oct. 9, 1999	North Carolina	W or	31-24	ABC
Oct. 16, 1999	at Duke	W	38-31	ACC
Oct. 30, 1999	NC State	W	48-21	ABC
Nov. 6, 1999	at Virginia	L	38-45	ABC
Nov. 13, 1999	Clemson	W	45-42	ACC
Nov. 27, 1999	Georgia	W or	51-48	ABC
Jan. 1, 2000	vs. Miami*	L	13-28	NBC

2000

Sept. 9, 2000	Florida State	L	21-26	ABC
Sept. 16, 2000	Navy	W	40-13	n/a
Sept. 21, 2000	at NC State (TH)	L or	23-30	ESPN
Sept. 30, 2000	at North Carolina	W	42-28	ABC
Oct. 14, 2000	Wake Forest	W	52-20	ACC
Oct. 21, 2000	Duke	W	45-10	ACC
Oct. 28, 2000	at Clemson	W	31-28	ABC
Nov. 9, 2000	Virginia (TH)	W	35-0	ESPN
Nov. 18, 2000	at Maryland	W	35-22	ACC
Nov. 25, 2000	at Georgia	W	27-15	CBS
Dec. 29, 2000	vs. LSU ^b	L	14-28	ESPN



2001

Aug. 26, 2001	vs. Syracuse	W	13-7	ABC
Sept. 8, 2001	at Navy	W	70-7	FSN
Sept. 29, 2001	Clemson	L or	44-47	ABC
Oct. 11, 2001	Maryland (TH)	L or	17-20	ESPN
Oct. 20, 2001	NC State	W	27-17	ABC
Nov. 1, 2001	North Carolina (TH)	W	28-21	ESPN
Nov. 17, 2001	at Wake Forest	W	38-33	ACC
Nov. 24, 2001	Georgia	L	17-31	ESPN
Dec. 1, 2001	at Florida State	L	17-28	ESPN
Dec. 27, 2001	vs. Stanford ^B	W	24-14	ESPN

2002

Aug. 31, 2002	Vanderbilt	W	45-3	n/a
Sept. 7, 2002	at Connecticut	W	31-14	n/a
Sept. 14, 2002	at Clemson	L	19-24	ESPN
Sept. 21, 2002	BYU	W	28-19	ABC
Sept. 28, 2002	North Carolina	W	21-13	ABC
Oct. 5, 2002	Wake Forest	L	21-24	ABC
Oct. 17, 2002	at Maryland (TH)	L	10-34	ESPN
Oct. 26, 2002	Virginia	W	23-15	ABC
Nov. 2, 2002	at NC State	W	24-17	ABC
Nov. 9, 2002	Florida State	L	13-21	ABC
Nov. 30, 2002	at Georgia	L	7-51	CBS
Dec. 31, 2002	vs. Fresno State ^B	L	21-30	ESPN2

2003

Aug. 28, 2003	at BYU (TH)	L	13-24	ESPN2
Sept. 6, 2003	Auburn	W	17-3	ABC
Sept. 13, 2003	at Florida State	L	13-14	ABC
Sept. 27, 2003	at Vanderbilt	W or	24-17	n/a
Oct. 4, 2003	NC State	W	29-21	ACC
Oct. 23, 2003	Maryland (TH)	W	7-3	ESPN
Nov. 15, 2003	North Carolina	W	41-24	ACC
Nov. 22, 2003	at Virginia	L	17-29	ACC
Nov. 29, 2003	Georgia	L	17-34	ABC
Jan. 4, 2004	vs. Tulsa ^B	W	52-10	ESPN2

2004

Sept. 11, 2004	at Clemson	W	28-24	ABC
Oct. 2, 2004	Miami	L	3-27	ABC
Oct. 9, 2004	at Maryland	W	20-7	ABC
Oct. 16, 2004	Duke	W	24-7	ACC
Oct. 28, 2004	Virginia Tech (TH)	L	20-34	ESPN
Nov. 6, 2004	at NC State	W	24-14	ACC
Nov. 20, 2004	Virginia	L	10-30	ABC
Nov. 27, 2004	at Georgia	L	13-19	CBS
Dec. 21, 2004	vs. Syracuse ^B	W	51-14	ESPN

2005

Sept. 3, 2005	at Auburn	W	23-14	ESPN
Sept. 10, 2005	North Carolina	W	27-21	ABC
Sept. 17, 2005	Connecticut	W	28-13	ESPN2
Sept. 24, 2005	at Virginia Tech	L	7-51	ABC
Oct. 6, 2005	NC State (TH)	L	14-17	ESPN
Oct. 15, 2005	at Duke	W	35-10	ESPN2
Oct. 29, 2005	Clemson	W	10-9	ESPN
Nov. 12, 2005	at Virginia	L	17-27	ABC
Nov. 19, 2005	at Miami	W	14-10	ESPN
Nov. 26, 2005	Georgia	L	7-14	ABC
Dec. 29, 2005	vs. Utah ^B	L	10-38	ESPN

2006

Sept. 2, 2006	Notre Dame	L	10-14	ABC
Sept. 21, 2006	Virginia (TH)	W	24-7	ESPN
Sept. 30, 2006	at Virginia Tech	W	38-27	ABC
Oct. 7, 2006	Maryland	W	27-23	ESPN2
Oct. 21, 2006	at Clemson	L	7-31	ESPN
Oct. 28, 2006	Miami	W	30-23	ABC
Nov. 4, 2006	at NC State	W	31-23	ESPN2
Nov. 11, 2006	at North Carolina	W	7-0	ACC
Nov. 25, 2006	at Georgia	L	12-15	CBS
Dec. 2, 2006	vs. Wake Forest ^A	L	6-9	ABC
Jan. 1, 2007	vs. West Virginia ^B	L	35-38	CBS

2007

Sept. 1, 2007	at Notre Dame	W	33-3	NBC
Sept. 8, 2007	Samford	W	69-14	ESPN2
Sept. 15, 2007	Boston College	L	10-24	ESPN2
Sept. 22, 2007	at Virginia	L	23-28	ESPN2
Sept. 29, 2007	Clemson	W	13-3	ABC
Oct. 6, 2007	at Maryland	L	26-28	ACC
Oct. 13, 2007	at Miami	W	17-14	ESPN
Oct. 20, 2007	Army	W	34-10	ACC
Nov. 1, 2007	Virginia Tech (TH)	L	3-27	ESPN
Nov. 17, 2007	North Carolina	W	27-25	ACC
Nov. 24, 2007	Georgia	L	17-31	ABC
Dec. 31, 2007	vs. Fresno State ^B	L	28-40	ESPN2

2008

Sept. 6, 2008	at Boston College	W	19-16	ACC
Sept. 13, 2008	at Virginia Tech	L	17-20	ABC
Sept. 20, 2008	Mississippi State	W	38-7	ACC
Oct. 4, 2008	Duke	W	27-0	ESPN2
Oct. 18, 2008	at Clemson	W	21-17	ESPN
Oct. 25, 2008	Virginia	L	17-24	ESPN2
Nov. 1, 2008	Florida State	W	31-28	ABC
Nov. 8, 2008	at North Carolina	L	7-28	ACC
Nov. 20, 2008	Miami (TH)	W	41-23	ESPN
Nov. 29, 2008	at Georgia	W	45-42	CBS
Dec. 31, 2008	vs. LSU ^B	L	3-38	ESPN

2009

Sept. 10, 2009	Clemson (TH)	W	30-27	ESPN
Sept. 17, 2009	at Miami (TH)	L	17-33	ESPN
Sept. 26, 2009	North Carolina	W	24-7	ACC
Oct. 3, 2009	at Mississippi St.	W	42-31	CSS
Oct. 10, 2009	at Florida State	W	49-44	ESPN2
Oct. 17, 2009	Virginia Tech	W	28-23	ESPN2
Oct. 24, 2009	at Virginia	W	34-9	ACC
Oct. 31, 2009	at Vanderbilt	W	56-31	n/a
Nov. 7, 2009	Wake Forest	W or	30-27	ABC
Nov. 14, 2009	at Duke	W	49-10	ESPN2
Nov. 28, 2009	Georgia	L	24-30	ABC
Dec. 5, 2009	vs. Clemson ^A	W	39-34	ESPN
Jan. 5, 2010	vs. Iowa ^B	L	14-24	FOX

**2010**

Sept. 4, 2010	South Carolina St.	W	41-10	ESPN3
Sept. 11, 2010	at Kansas	L	25-28	FSN
Sept. 18, 2010	at North Carolina	W	30-24	ACC
Sept. 25, 2010	NC State	L	28-45	ESPN
Oct. 2, 2010	at Wake Forest	W	24-20	ESPN2
Oct. 9, 2010	Virginia	W	33-21	ESPN2
Oct. 16, 2010	Middle Tennessee	W	42-14	ESPN3
Oct. 23, 2010	at Clemson	L	13-27	ABC/ESPN
Nov. 4, 2010	at Va. Tech (TH)	L	21-28	ESPN
Nov. 13, 2010	Miami	L	10-35	ACC
Nov. 20, 2010	Duke	W	30-20	ESPN3
Nov. 27, 2010	at Georgia	L	34-42	ESPN
Dec. 27, 2010	vs. Air Force ^B	L	7-14	ESPN2

2011

Sept. 1, 2011	Western Carolina	W	63-21	ESPN3
Sept. 10, 2011	at Middle Tenn.	W	49-21	ESPN3
Sept. 17, 2011	Kansas	W	66-24	FSN
Sept. 24, 2011	North Carolina	W	35-28	ESPN
Oct. 1, 2011	at NC State	W	45-34	ABC/ESPN
Oct. 8, 2011	Maryland	W	21-16	ESPN2
Oct. 15, 2011	at Virginia	L	21-24	ESPN2
Oct. 22, 2011	at Miami	L	7-24	ESPN
Oct. 29, 2011	Clemson	W	31-17	ABC
Nov. 10, 2011	Virginia Tech (TH)	L	26-37	ESPN
Nov. 19, 2011	at Duke	W	38-31	ACC
Nov. 26, 2011	Georgia	L	17-31	ESPN
Dec. 31, 2011	vs. Utah ^B	L or	27-30	ACC

2012

Sept. 3, 2012	at Va. Tech (MO)	L or	17-20	ESPN
Sept. 8, 2012	Presbyterian	W	59-3	ESPN3
Sept. 15, 2012	Virginia	W	56-20	ESPN2
Sept. 22, 2012	Miami	L or	36-42	FSN
Sept. 29, 2012	Middle Tennessee	L	28-49	FSN
Oct. 6, 2012	at Clemson	L	31-47	ESPN
Oct. 20, 2012	Boston College	W	37-17	FSN
Oct. 27, 2012	BYU	L	17-41	FSN
Nov. 3, 2012	at Maryland	W	33-13	ACC
Nov. 10, 2012	at North Carolina	W	68-50	ACC
Nov. 17, 2012	Duke	W	42-24	ESPN2
Nov. 24, 2012	at Georgia	L	10-42	ESPN
Dec. 1, 2012	vs. Florida State ^A	L	15-21	ESPN
Dec. 31, 2012	vs. USC ^B	W	21-7	CBS

2013

Aug. 31, 2013	Elon	W	70-0	ESPN3
Sept. 14, 2013	at Duke	W	38-14	ESPN2
Sept. 21, 2013	North Carolina	W	28-20	ESPN
Sept. 26, 2013	Virginia Tech (TH)	L	10-17	ESPN
Oct. 5, 2013	at Miami	L	30-45	ESPN2
Oct. 12, 2013	at BYU	L	20-38	ESPN2
Oct. 19, 2013	Syracuse	W	56-0	ACC
Oct. 26, 2013	at Virginia	W	35-25	ACC
Nov. 2, 2013	Pittsburgh	W	21-10	ESPN2
Nov. 14, 2013	at Clemson (TH)	L	31-55	ESPN
Nov. 23, 2013	Alabama A&M	W	66-7	ESPN3
Nov. 30, 2013	Georgia	L	34-41	20T ABC
Dec. 30, 2013	vs. Ole Miss ^B	W	17-25	ESPN

2014

Aug. 30, 2014	Wofford	W	38-19	RSN
Sept. 6, 2014	at Tulane	W	38-21	ESPNNews
Sept. 13, 2014	Georgia Southern	W	42-38	RSN
Sept. 20, 2014	at Virginia Tech	W	27-24	ESPN
Oct. 4, 2014	Miami	W	28-17	ESPN2
Oct. 11, 2014	Duke	L	25-31	ACC
Oct. 18, 2014	at North Carolina	L	43-48	ESPN2
Oct. 25, 2014	at Pittsburgh	W	56-28	ESPN2
Nov. 1, 2014	Virginia	W	35-10	ESPN2
Nov. 8, 2014	at NC State	W	56-23	ACC
Nov. 15, 2014	Clemson	W	28-6	ESPN
Nov. 29, 2014	at Georgia	W or	30-24	SEC
Dec. 6, 2014	vs. Florida State ^A	L	35-37	ABC
Dec. 31, 2014	vs. Mississippi St. ^B	W	49-34	ESPN

2015

Sept. 3, 2015	Alcorn State	W	69-6	FSN
Sept. 12, 2015	Tulane	W	65-10	FSN
Sept. 19, 2015	at Notre Dame	L	22-30	NBC
Sept. 26, 2015	at Duke	L	20-34	ESPN2
Oct. 3, 2015	North Carolina	L	31-38	ESPN2
Oct. 10, 2015	at Clemson	L	24-43	ABC/ESPN2
Oct. 17, 2015	Pittsburgh	L	28-31	ACC
Oct. 24, 2015	Florida State	W	22-16	ESPN2
Oct. 31, 2015	at Virginia	L	21-27	RSN
Nov. 12, 2015	Virginia Tech (TH)	L	21-23	ESPN
Nov. 21, 2015	at Miami	L	21-28	ACC
Nov. 28, 2015	Georgia	L	7-13	ESPN2

2016

Sept. 3, 2016	vs. Boston Coll. ^A	W	17-14	ESPN2
Sept. 10, 2016	Mercer	W	35-10	ACCX
Sept. 17, 2016	Vanderbilt	W	38-7	ACC
Sept. 22, 2016	Clemson (TH)	L	7-26	ESPN
Oct. 1, 2016	Miami	L	21-35	ESPN2
Oct. 8, 2016	at Pittsburgh	L	34-37	ACCN
Oct. 15, 2016	Ga. Southern	W	35-24	RSN
Oct. 29, 2016	Duke	W	38-35	RSN
Nov. 5, 2016	at North Carolina	L	20-48	ACC
Nov. 12, 2016	at Virginia Tech	W	30-20	ESPN2
Nov. 19, 2016	Virginia	W	31-17	ACC
Nov. 26, 2016	at Georgia	W	28-27	SEC
Dec. 31, 2016	vs. Kentucky ^B	W	33-18	ESPN

2017

Sept. 4, 2017	vs. Tennessee (MO)	L 20T	42-41	ESPN
Sept. 9, 2017	Jacksonville State	W	37-10	RSN
Sept. 23, 2017	Pittsburgh	W	35-17	ACC
Sept. 30, 2017	North Carolina	W	33-7	ESPN2
Oct. 14, 2017	at Miami	L	24-25	ABC
Oct. 21, 2017	Wake Forest	W	38-24	ESPN2
Oct. 28, 2017	at Clemson	L	10-24	ABC/ESPN2
Nov. 4, 2017	at Virginia	L	36-40	RSN
Nov. 11, 2017	Virginia Tech	W	28-22	ACC
Nov. 18, 2017	at Duke	L	20-43	RSN
Nov. 25, 2017	Georgia	L	7-38	ABC

**2018**

Sept. 1, 2018	Alcorn State	W	41-0	RSN
Sept. 8, 2018	at USF	L	38-49	ABC/ESPN2
Sept. 15, 2018	at Pitt	L	19-24	RSN
Sept. 22, 2018	Clemson	L	21-49	ABC
Sept. 29, 2018	Bowling Green	W	63-17	RSN
Oct. 5, 2018	at Louisville (FR)	W	66-31	ESPN
Oct. 13, 2018	Duke	L	14-28	ACC
Oct. 25, 2018	at Virginia Tech (TH)	W	49-28	ESPN
Nov. 3, 2018	at North Carolina	W	38-28	ACC
Nov. 10, 2018	Miami	W	27-21	ESPN2
Nov. 17, 2018	Virginia	W ^{OT}	30-27	RSN
Nov. 24, 2018	at Georgia	L	21-45	SECN
Dec. 26, 2018	vs. Minnesota ⁵ (WD)	L	10-34	ESPN

2019

Aug. 29, 2019	Clemson (TH)	L	14-52	ACC
Sept. 7, 2019	USF	W	14-10	ACC
Sept. 14, 2019	The Citadel	L ^{OT}	24-27	RSN
Sept. 28, 2019	at Temple	L	2-24	CBSN
Oct. 5, 2019	North Carolina	L	22-38	ACC
Oct. 12, 2019	at Duke	L	23-41	RSN
Oct. 19, 2019	at Miami	W ^{OT}	28-21	ACC
Nov. 2, 2019	Pitt	L	10-20	RSN
Nov. 9, 2019	at Virginia	L	28-33	RSN
Nov. 16, 2019	Virginia Tech	L	0-45	RSN
Nov. 21, 2019	NC State (TH)	W	28-26	ESPN
Nov. 30, 2019	Georgia	L	7-52	ABC

2020

Sept. 12, 2020	at Florida State	W	16-13	ABC
Sept. 19, 2020	UCF	L	49-21	ABC
Sept. 26, 2020	at Syracuse	L	37-20	RSN
Oct. 9, 2020	Louisville (FR)	W	46-27	ESPN
Oct. 17, 2020	Clemson	L	73-7	ABC
Oct. 24, 2020	at Boston College	L	48-27	ACCN
Oct. 31, 2020	Notre Dame	L	31-13	ABC
Nov. 28, 2020	Duke	W	56-33	RSN
Dec. 5, 2020	at NC State	L	23-13	ACCN
Dec. 10, 2020	Pitt	L	34-20	RSN

2021

Sept. 4, 2021	Northern Illinois	L	22-21	ACCN
Sept. 11, 2021	Kennesaw State	W	45-17	RSN
Sept. 18, 2021	at Clemson	L	14-8	ABC
Sept. 25, 2021	North Carolina	W	45-22	ACCN
Oct. 2, 2021	Pitt	L	52-21	ACCN
Oct. 9, 2021	at Duke	W	31-27	RSN
Oct. 23, 2021	at Virginia	L	48-40	ACCN
Oct. 30, 2021	Virginia Tech	L	26-17	RSN
Nov. 6, 2021	at Miami (Fla.)	L	33-30	RSN
Nov. 13, 2021	Boston College	L	41-30	RSN
Nov. 20, 2021	at Notre Dame	L	55-0	NBC
Nov. 27, 2021	Georgia	L	45-0	ABC

2022

Sept. 5, 2022	Clemson (MO)	L	10-41	ESPN
Sept. 10, 2022	Western Carolina	W	35-17	ACCNX
Sept. 17, 2022	Ole Miss	L	0-42	ABC
Sept. 24, 2022	at UCF	L	10-27	ESPNU
Oct. 1, 2022	at Pitt	W	26-21	ACCN
Oct. 8, 2022	Duke	W	23-20	RSN
Oct. 20, 2022	Virginia	L	9-16	ESPN
Oct. 29, 2022	at Florida State	L	16-41	ACCN
Nov. 5, 2022	at Virginia Tech	W	28-27	RSN
Nov. 12, 2022	Miami (Fla.)	L	14-3	RSN
Nov. 19, 2022	at North Carolina	W	21-17	ESPN2
Nov. 26, 2022	at Georgia	L	14-37	ESPN

2023

Sept. 1, 2023	Louisville (FR)	L	34-39	ESPN
Sept. 9, 2023	South Carolina St.	W	48-13	ACCNX
Sept. 16, 2023	at Ole Miss	L	23-48	SECN
Sept. 23, 2023	at Wake Forest	W	30-16	CW
Sept. 30, 2023	Bowling Green	L	27-38	ACCN
Oct. 7, 2023	at Miami (Fla.)	W	23-20	ACCN
Oct. 21, 2023	Boston College	L	23-38	ACCN
Oct. 28, 2023	North Carolina	W	46-42	ACCN
Nov. 4, 2023	at Virginia	W	45-17	CW
Nov. 11, 2023	at Clemson	L	21-42	ABC
Nov. 18, 2023	Syracuse	W	33-21	ACCN
Nov. 25, 2023	Georgia	L	23-31	ABC
Dec. 22, 2023	vs. UCF	W	30-17	ESPN

KEY

ACC – Raycom, ACC Network
 ACCX – ACC Network Extra
 FSN – Fox Sports Net, Fox Sports South
 RSN – Regional Sports Network
 A – ACC Championship game

B – Bowl game
 # – Baltimore, Md.
 % – Birmingham, Ala.
 ^ – Dublin, Ireland
 THK – Thanksgiving

MO – Monday
 WD – Wednesday
 TH – Thursday
 FR – Friday



GEORGIA TECH ALL-TIME BOWL RESULTS — 26-20

DATE	BOWL	CITY	RESULT
Jan. 1, 1929	Rose Bowl	Pasadena, Calif.	Georgia Tech 8 Cal 7
<i>Wrong Way Roy Riegels helps Golden Tornado to perfect 10-0 season</i>			
Jan. 1, 1940	Orange Bowl	Miami, Fla.	Georgia Tech 21 Missouri 7
<i>21-straight points makes first of seven Orange Bowl trips a success</i>			
Jan. 1, 1943	Cotton Bowl	Dallas, Texas	Texas 14 Georgia Tech 7
<i>Gallant Tech comeback falls short when drive stalls on 3-yard line</i>			
Jan. 1, 1944	Sugar Bowl	New Orleans, La.	Georgia Tech 20 Tulsa 18
<i>Tech overcomes 18-7 second-half deficit, blanks Tulsa in 2nd half</i>			
Jan. 1, 1945	Orange Bowl	Miami, Fla.	Tulsa 26 Georgia Tech 12
<i>Frank Broyles' 304-yard passing effort can't overcome 20-0 deficit</i>			
Jan. 1, 1947	Oil Bowl	Houston, Texas	Georgia Tech 41 Saint Mary's 19
<i>Yellow Jackets pick off eight St. Mary's passes in the rain and mud</i>			
Jan. 1, 1948	Orange Bowl	Miami, Fla.	Georgia Tech 20 Kansas 14
<i>Tech forces fumble inside 1-yard line to foil Kansas' frenzied rally</i>			
Jan. 1, 1952	Orange Bowl	Miami, Fla.	Georgia Tech 17 Baylor 14
<i>Pepper Rodgers' field goal secures win, 11-0-1 season for Tech</i>			
Jan. 1, 1953	Sugar Bowl	New Orleans, La.	Georgia Tech 24 Ole Miss 7
<i>National championship clinched after scoring 24-straight points</i>			
Jan. 1, 1954	Sugar Bowl	New Orleans, La.	Georgia Tech 42 West Virginia 19
<i>Tech unleashes aerial attack, completing 20-of-35 for 268 yards</i>			
Jan. 2, 1955	Cotton Bowl	Dallas, Texas	Georgia Tech 14 Arkansas 6
<i>Jackets complete "grand slam" with wins in all four major bowls</i>			
Jan. 2, 1956	Sugar Bowl	New Orleans, La.	Georgia Tech 7 Pitt 0
<i>Wade Mitchell scores only TD, Tech wins fifth straight major bowl</i>			
Dec. 29, 1956	Gator Bowl	Jacksonville, Fla.	Georgia Tech 21 Pitt 14
<i>Tech wins sixth-straight bowl, beats Pitt for second-straight year</i>			
Jan. 2, 1960	Gator Bowl	Jacksonville, Fla.	Arkansas 14 Georgia Tech 7
<i>Former Tech star Frank Broyles coaches Razorbacks to win</i>			
Dec. 30, 1961	Gator Bowl	Jacksonville, Fla.	Penn State 30 Georgia Tech 15
<i>Tech bolts to 9-0 lead, but State's Galen Hall passes for 3 TDs</i>			
Dec. 22, 1962	Bluebonnet Bowl	Houston, Texas	Missouri 14 Georgia Tech 10
<i>MU's Bill Tobin runs for 114 yards, Tech throws four interceptions</i>			
Dec. 31, 1965	Gator Bowl	Jacksonville, Fla.	Georgia Tech 31 Texas Tech 21
<i>QB Jerry Priestley's 1-yard TD early in fourth quarter keys Jackets</i>			
Jan. 2, 1967	Orange Bowl	Miami, Fla.	Florida 27 Georgia Tech 12
<i>Steve Spurrier quarterbacks Gators past Bobby Dodd, Jackets</i>			
Dec. 19, 1970	Sun Bowl	El Paso, Texas	Georgia Tech 17 Texas Tech 9
<i>Jackets defense pitches first-half shutout, builds 10-0 lead</i>			
Dec. 30, 1971	Peach Bowl	Atlanta, Ga.	Ole Miss 41 Georgia Tech 18
<i>Despite 317 yards total offense, Tech blown out in Atlanta bowl</i>			
Dec. 18, 1972	Liberty Bowl	Memphis, Tenn.	Georgia Tech 31 Iowa State 30
<i>Back-up QB Jim Stevens throws for 3 TDs, ISU fails on 2-pointer</i>			
Dec. 25, 1978	Peach Bowl	Atlanta, Ga.	Purdue 41 Georgia Tech 21
<i>With Eddie Lee Ivey out with injury, Tech has 12 yards rushing</i>			
Dec. 31, 1985	All-American Bowl	Birmingham, Ala.	Georgia Tech 17 Michigan State 14
<i>Malcolm King runs for 122 yards and scores winning TD late</i>			
Jan. 1, 1991	Florida Citrus Bowl	Orlando, Fla.	Georgia Tech 45 Nebraska 21
<i>Tech clinches fourth national title behind MVP QB Shawn Jones</i>			
Dec. 25, 1991	Aloha Bowl	Honolulu, Hawaii	Georgia Tech 18 Stanford 17
<i>Jimmy Lincoln's 2-point conversion with 14 seconds left seals win</i>			
Dec. 29, 1997	Carquest Bowl	Miami Gardens, Fla.	Georgia Tech 35 West Virginia 30
<i>MVP Joe Hamilton has 356 yards total offense, three touchdowns</i>			
Jan. 1, 1999	Gator Bowl	Jacksonville, Fla.	Georgia Tech 35 Notre Dame 28
<i>Joe Hamilton threw three TD passes and caught another</i>			
Jan. 1, 2000	Gator Bowl	Jacksonville, Fla.	Miami 28 Georgia Tech 13
<i>Five-game bowl win streak ends, two Canes rush for 100 yards</i>			
Dec. 29, 2000	Chick-fil-A Bowl	Atlanta, Ga.	LSU 28 Georgia Tech 14
<i>Tech can't overcome six turnovers, lose to Nick Saban's Tigers</i>			
Dec. 27, 2001	Seattle Bowl	Seattle, Wash.	Georgia Tech 24 Stanford 14
<i>Godsey, Campbell, interim coach lead Tech in first Seattle Bowl</i>			
Dec. 31, 2002	Silicon Valley Classic	San Jose, Calif.	Fresno State 30 Georgia Tech 21
<i>Tech makes strong rally, but Bulldogs score game's final 10 points</i>			
Jan. 4, 2004	Humanitarian Bowl	Boise, Idaho	Georgia Tech 52 Tulsa 10
<i>P.J. Daniels rushes for 307 yards, four TDs, Tech defense shines</i>			



Table of bowl game history from 2004 to 2023, including dates, bowl names, locations, and scores for Georgia Tech and opponents.

GEORGIA TECH ALL-TIME BOWL RANKINGS & RECORDS

Comprehensive table of bowl rankings and records, categorized into Most Bowl Appearances, Highest Bowl Winning Pct., Consecutive Bowl Victories, Georgia Tech by Bowl Opponent (FBS Only), Georgia Tech by Bowl Game, Consecutive Bowl Appearances, Most Bowl Victories, and Georgia Tech by Opponent.



GEORGIA TECH BOWL RECORDS — TEAM

GAME

Points Scored (Game)	52	vs. Tulsa (2004 Humanitarian)
Points Scored (Half)	42 (2nd)	vs. Tulsa (2004 Humanitarian)
Points Allowed	41	vs. Ole Miss (1971 Peach) vs. Purdue (1978 Peach)
Fewest Points Scored	3	vs. LSU (2008 Chick-fil-A)
Fewest Points Allowed	0	vs. Pittsburgh (1956 Sugar)
Total Offense	577	vs. Mississippi State (2014 Orange)
Fewest Total Offense Allowed	66	vs. California (1929 Rose)
Rushing Yards	452	vs. Mississippi State (2014 Orange)
Fewest Rush Yards Allowed	- 52	vs. Tulsa (2004 Humanitarian)
Rushing Attempts	79	vs. Texas Tech (1965 Gator)
Fewest Rush Attempts Allowed	22	vs. Texas Tech (1965 Gator) vs. West Virginia (1997 Carquest) vs. USC (2012 Hyundai Sun)
Passing Yards	326	vs. West Virginia (2007 Gator)
Fewest Pass Yards Allowed	0	vs. Missouri (1962 Bluebonnet)
Pass Completions	23	vs. Stanford (2001 Seattle)
Fewest Completions Allowed	0	vs. Missouri (1962 Bluebonnet)
Pass Attempts	40	vs. Miami (2000 Gator)
Fewest Pass Attempts Allowed	0	vs. Missouri (1962 Bluebonnet)
First Downs	29	vs. Miami (2000 Gator)

GEORGIA TECH BOWL RECORDS — INDIVIDUAL

GAME

Rushing Yards	307	P.J. Daniels vs. Tulsa, (2004 Humanitarian)	CAREER
Rush Attempts	33	Lenny Snow vs. Texas Tech (1965 Gator)	Rushing
Pass Attempts	40	Joe Hamilton vs. Miami (2000 Gator)	P.J. Daniels (3g), 535 yards, 68 attempts
Completions	23	George Godsey vs. Stanford (2001 Seattle)	Passing
Passing Yards	326	Taylor Bennett vs. West Virginia (2007 Gator)	Joe Hamilton (3g), 756 yards
Completion Percentage	.733 (11-15) .696 (16-23)	Tevin Washington vs. Utah (2011 Sun) Shawn Jones vs. Nebraska (1991 Citrus)	Pass Attempts
Total Offense	356	Joe Hamilton vs. West Virginia (1997 Carquest) (274 pass, 82 rush)	Joe Hamilton (3g), 96 attempts
Receptions	10	Kelly Campbell vs. Stanford, (2001 Seattle)	Completions
Receiving Yards	186	Calvin Johnson vs. West Virginia (2007 Gator)	Joe Hamilton (3g), 52 completions
Touchdowns	4	P.J. Daniels vs. Tulsa (2004 Humanitarian)	Touchdown Passes
Rushing Touchdowns	4	P.J. Daniels vs. Tulsa (2004 Humanitarian)	Pepper Rodgers (2g), 5 TD
Passing Touchdowns	3	Jim Still vs. Kansas (1948 Orange), Pepper Rodgers vs. West Virginia (1954 Sugar), Jim Stevens vs. Iowa State (1972 Liberty), Joe Hamilton vs. Notre Dame (1999 Gator), Taylor Bennett vs. West Virginia (2007 Gator)	Total Offense
Touchdown Receptions	2	George Brodnax vs. St. Mary's (1947 Oil), Jim Patton vs. Kansas (1948 Orange), Dez White vs. Notre Dame (1999 Gator), Calvin Johnson vs. West Virginia (2007 Gator)	Joe Hamilton (3g), 906 yards
Points Scored	24	P.J. Daniels vs. Tulsa (2004 Humanitarian)	Receptions
Points Scored by Kicking	15	Harrison Butker vs. Kentucky (2016 Taxslayer)	Kelly Campbell (4g), 18 receptions , 176 yds.
Field Goals	4	Harrison Butker vs. Kentucky (2016 Taxslayer)	Receiving Yards
PATs	7	Travis Bell vs. Syracuse (2004 Champs) Harrison Butker vs. Mississippi State (2014 Orange)	Calvin Johnson (3g), 266 yards, 13 receptions
Interceptions	2	Tom Bleick vs. Texas Tech (1965 Gator) Rick Lewis vs. Texas Tech (1970 Sun)	Touchdowns
Tackles	16	Ron Rogers vs. West Virginia (1997 Carquest)	P.J. Daniels (3g), 6 touchdowns
Longest Run	69 (TD) 68 (TD)	Synjyn Days vs. Mississippi State (2014 Orange) Joseph Auer vs. Penn State (1961 Gator)	
Longest Pass	80 (TD)	Reggie Ball to Nate Curry (2004 Champs)	
Longest Field Goal	52	Harrison Butker vs. Kentucky (2016 TaxSlayer)	
Longest Interception Return	74 73	Quayshawn Nealy vs. Utah (2011 Sun) W.P. McHugh vs. St. Mary's (1947 Oil)	
Longest Fumble Return	38	P.J. Davis vs. Kentucky (2016 TaxSlayer)	
Longest Kickoff Return	44	Dennis Andrews vs. Mississippi (2013 Music City)	
Longest Punt Return	63	Willie Clay vs. Stanford (1991 Aloha)	
Longest Punt	67	Jason Bender vs. Stanford (1991 Aloha)	
Best Punting Average	49.3 (3 punts)	David Shanahan vs. UCF (2023 Gasparilla)	

FIRST-TEAM ALL-AMERICANS

YEAR	PLAYER, POS.	HOMETOWN	FIRST-TEAM ALL-AMERICA
2020	* # Pressley Harvin III, P	Alcolu, S.C.	AP, AFCA, FWAA, TSN, WCF
2014	Shaquille Mason, OG	Columbia, Tenn.	USAT
2009	Derrick Morgan, DE	Coatesville, Penn.	AP, AFCA, PFW
2008	Michael Johnson, DE	Selma, Ala.	AFCA
2007	Durant Brooks, P	Macon, Ga.	Rivals, SI.com, ESPN.com, CFN, PFW
2006	* # Calvin Johnson, WR	Tyronne, Ga.	AP, AFCA, FWAA, WCF, TSN
2005	Calvin Johnson, WR	Tyronne, Ga.	AFCA
2000	* Chris Brown, T	Augusta, Ga.	AP, AFCA, FWAA, FN
1999	* Joe Hamilton, QB	Alvin, S.C.	AP, AFCA, FWAA, FN, WC
1998	* Craig Page, C	Jupiter, Fla.	AP, FWAA, TSN
1992	Coleman Rudolph, DT	Valdosta, Ga.	WCF, SH, TSN
1992	Scott Sisson, K	Marietta, Ga.	WCF
1991	Marco Coleman, OLB	Dayton, Ohio	SH, FWAA
1990	Marco Coleman, OLB	Dayton, Ohio	SH
1990	* # Ken Swilling, FS	Toccoa, Ga.	AP, UPI, SH, AFCA, FWAA, WCF, TSN, FN
1986	John Davis, T	Ellijay, Ga.	SH
1985	John Davis, T	Ellijay, Ga.	TSN
1985	Pat Swilling, DE	Toccoa, Ga.	FWAA
1978	Don Bessilleu, DB	Decatur, Ga.	TSN
1977	Lucius Sanford, LB	Atlanta, Ga.	AFCA, TSN
1974	Randy Rhino, DB	Charlotte, N.C.	WCF
1973	* Randy Rhino, DB	Charlotte, N.C.	UPI, AFCA, WCF
1972	Randy Rhino, DB	Charlotte, N.C.	FWAA
1971	Smylie Gebhart, DE	Meridian, Miss.	AP
1970	* Rock Perdoni, DT	Wellesley, Mass.	AP, UPI, AFCA, FWAA, TSN, Central Press, WCF
1966	* Jim Breland, C	Blacksburg, Va.	AP, UPI, NEA, AFCA, Central Press
1966	Lenny Snow, TB	Daytona Beach, Fla.	FWAA
1964	Gerry Bussell, DB	Jacksonville, Fla.	TSN
1963	Billy Lothridge, QB	Gainesville, Ga.	AP, FWAA
1963	Billy Martin, E	Gainesville, Ga.	NEA, TSN
1962	Rufus Guthrie, G	Atlanta, Ga.	AFCA, FWAA
1959	* Maxie Baughan, C	Bessemer, Ala.	AP, UPI, AFCA, TSN
1957	Don Stephenson, C	Bessemer, Ala.	UPI, TSN
1956	Allen Ecker, G		NYDN
1956	Don Stephenson, C	Bessemer, Ala.	FWAA
1953	* Larry Morris, C	Decatur, Ga.	AP, UP, AA, Colliers, TSN
1952	Pete Brown, OC	Rossville, Ga.	AP
1952	Leon Hardeman, HB	Lafayette, Ga.	INS, AA, TSN
1952	Buck Martin, E	Haleyville, Ala.	Colliers
1952	* Hal Miller, OT	Kingsport, Tenn.	UP, NEA, TSN, FWAA
1952	Bobby Moorhead, DB	Miami, Fla.	AP, INS
1952	George Morris, LB	Vicksburg, Miss.	NEA, FWAA
1951	Ray Beck, G	Cedartown, Ga.	AP-D, NEA-D, FWAA, Colliers
1951	Lamar Wheat, DT	Chattanooga, Tenn.	INS
1948	George Brodnax, E	Atlanta, Ga.	Colliers
1948	Bill Healy, DG		NEA, INS, TSN, FWAA
1947	* Bobby Davis, T	Columbus, Ga.	INS, UP, NEA, AFCA, Colliers, TSN, FWAA
1946	* Paul Duke, C	Atlanta, Ga.	AP, UP, NEA, Colliers, AA, AFCA, WCF
1944	* Phil Tinsley, E	Bessemer, Ala.	INS, AP, NEA, WCF, AA, Colliers, FN, TSN
1943	John Steber, G		INS, AP, AA, WCF
1942	* Harvey Hardy, G	Marion, Ala.	INS, UP, NEA, Newsweek
1939	Robert L. Ison, E	Atlanta, Ga.	Hearst
1928	Warner Mizell, HB		INS, NANA
1928	* Peter Pund, C	Augusta, Ga.	INS, WCF, AA, Colliers, UP, NEA
1928	Frank Speer, T	Atlanta, Ga.	AP
1920	* Bill Fincher, E		WCF
1918	* Bill Fincher, E		Menke
1918	* A.M. (Bum) Day, C		WCF
1918	* Joe Guyon, T-HB	White Earth, Minn.	Menke
1917	Walker Carpenter, T	Newnan, Ga.	Menke
1917	* Everett Strupper, HB		Menke, NEA

KEY	
*	Consensus All-America
#	Unanimous All-America
AA	All-America Board
AFCA	Football Coaches
AP	Associated Press
CBS	CBS Sports
CFN	College Football News
CFNET	College Football Network
FD	Football Digest
FN	Football News
FWAA	Football Writers Association
INS	International News Service
Menke	Frank Menke Syndicate
NANA	North American Newspaper Alliance
NEA	Newspaper Enterprise Association
NYDN	New York Daily News
PFW	Pro Football Weekly
Rivals	Rivals.com
SH	Scripps-Howard News Service
SI	Sports Illustrated
TSN	The Sporting News
UP/UPI	United Press/International
USAT	USA TODAY
WCF	Walter Camp Foundation




For the 22nd time in Georgia Tech history, a Yellow Jacket earned consensus first-team All-America honors when Pressley Harvin III achieved the feat in 2020.

ALL-AMERICANS

YEAR	PLAYER, POS.	ALL-AMERICA		
1916	George "Pup" Phillips, C	WCF (3rd)	Eddie Prokop, HB	AP (2nd), UP (2nd), TSN (2nd), INS (2nd), Central Press (2nd), FD (2nd)
1917	Walker "Big Six" Carpenter, T	Menke (1st), WCF (unknown)	John Steber, G	AP (1st), AA Board (1st), INS (1st), UP (2nd), TSN (2nd)
	Joe Guyon, HB	NEA (2nd), WCF (unknown)		
	Judy Harlan, FB	WCF (unknown)	1944 Phil Tinsley, E *	AA Board (1st), TSN (1st), AP (1st), INS (1st), NEA (1st), WCF (1st), FN (1st), Central Press (1st), Grantland Rice (1st), UP (2nd), FWAA (2nd), FD (2nd)
	Albert "Buster" Hill, QB	INS (2nd), WCF (unknown)		
	George "Pup" Phillips, C	Menke (1st), NEA (1st), INS (2nd), WCF (unknown)	Frank Broyles, HB	AP (1st), UP (1st), NEA (1st), WCF (1st), Colliers (1st), AA Board (1st), AFCA (1st), FWAA (2nd)
	Everett Strupper, HB *		1946 Paul Duke, C *	AP (1st), UP (1st), NEA (1st), WCF (1st), Colliers (1st), AA Board (1st), AFCA (1st), FWAA (2nd)
1918	Ashel "Bum" Day, C *	WCF (1st)		
	Bill Fincher, E *	Menke (1st), WCF (2nd)		
	Ralph "Buck" Flowers, FB	WCF (2nd)	Bobby Davis, T	FWAA (3rd)
	Joe Guyon, HB *	Menke (1st)	1947 Bobby Davis, T *	INS (1st), UP (1st), AFCA (1st), Colliers (1st), FWAA (1st), TSN (1st), NEA (1st)
1920	Bill Fincher, E *	WCF (1st)		
	Ralph "Buck" Flowers, FB	INS (3rd)	Bill Healy, DG	FWAA (3rd)
1921	David "Red" Barron, FB	WCF (3rd), INS (3rd)	1948 George Brodnax, E	Colliers (1st)
	Judy Harlan, FB	Football World (3rd), NEA (3rd)	Bill Healy, DG	NEA (1st), INS (1st), TSN (1st), FWAA (1st)
1922	David "Red" Barron, FB	WCF (2nd), Menke (2nd)	1951 Ray Beck, G	AP (1st), NEA (1st), FWAA (1st), Colliers (1st)
1924	Walter Godwin, G	INS (3rd)	Lamar Wheat, DT	INS (1st)
	Doug Wycoff, FB	INS (2nd)	1952 Pete Brown, C	AP (1st), NEA (2nd)
1925	Walter Godwin, G	Grantland Rice (2nd)	Leon Hardeman, HB	INS (1st), AA Board (1st), TSN (1st), NEA (2nd), UP (2nd)
	Doug Wycoff, FB	UP (2nd), INS (3rd)	Buck Martin, E	Colliers (1st)
1928	Roy "Father" Lumpkin, FB	NEA (3rd)	Hal Miller, OT *	UP (1st), NEA (1st), TSN (1st), FWAA (1st)
	Warner Mizell, HB	NANA (1st), INS (1st), AP (2nd), UP (2nd), Central Press (2nd), NEA (2nd), AA Board (3rd)	Bobby Moorhead, DB	AP (1st), INS (1st)
	Peter Pund, C *	Grantland Rice (1st), AA Board (1st), UP (1st), NEA (1st), INS (1st), NANA (2nd), Central Press (2nd), AP (3rd)	George Morris, LB	NEA (1st), FWAA (1st), AP (2nd)
	Frank Speer, T	AP (1st)	1953 Larry Morris, C *	AP (1st), UP (1st), AA Board (1st), Colliers (1st), TSN (1st), INS (2nd)
1930	Vance Maree	INS (3rd)	1955 Franklin Brooks, G	UP (3rd)
1937	Bill Jordan, E	AP (2nd), INS (2nd), NEA (3rd)	1956 Allen Ecker, G	NYDN (1st), INS (2nd), UP (2nd)
1938	Jack Chivington, G	Hearst (2nd)	Don Stephenson, C	FWAA (1st), AP (2nd), UP (3rd)
1939	Bob Ison, E	Hearst (1st), Central Press (3rd), NEA (3rd)	1957 Don Stephenson, C	UPI (1st), TSN (1st)
1940	Bob Ison, E	UP (3rd)	1959 Maxie Baughan, C *	AP (1st), UPI (1st), AFCA (1st), FN (1st), TSN (1st)
1942	Clint Castleberry, RB	UP (2nd), INS (2nd), NEA (2nd), AP (3rd), TSN (3rd)	1961 Rufus Guthrie, G	TSN (3rd)
	Harvey Hardy, G *	UP (1st), INS (1st), NEA (1st), Central Press (1st), Newsweek (1st), AP (2nd)		
	Ed Ryckley, G	Football News (2nd)		
1943	George Manning, C	TSN (2nd)		



Everett Strupper was one of six Georgia Tech All-Americans in 1917.



After earning All-America recognition as a freshman in 1942, Clint Castleberry enlisted in the U.S. Army Air Force to fight in World War II. He was killed in action while co-piloting a B-26 Marauder in Africa on Nov. 7, 1944. His No. 19 remains Georgia Tech football's only retired number.



1962	Rufus Guthrie, G	AFCA (1st), FWAA (1st), FN (1st), NEA (2nd), AP (2nd), UPI (2nd)	1994	Jason Bender, P	AP (3rd), College Sports Magazine (3rd)
	Billy Lothridge, QB	UPI (3rd)	1996	Curtis McGee, T	FN (3rd)
	Mike McNames, FB	NEA (3rd)	1997	Rodney Williams, P	FN (3rd)
	Dave Watson, G	UPI (3rd)	1998	Craig Page, C *	AP (1st), FWAA (1st), TSN (1st), FN (2nd)
1963	Billy Lothridge, QB	AP (1st), FWAA (1st), UPI (2nd)	1999	Joe Hamilton, QB *	AP (1st), FWAA (1st), FN (1st), AFCA (1st), WCF (1st), TSN (2nd)
	Billy Martin, E	NEA (1st), TSN (1st), UPI (2nd)		Jon Carman, T	TSN (2nd), AP (3rd), FN (3rd)
1964	Gerry Bussell, DB	TSN (1st)	2000	Chris Brown, T *	AP (1st), FWAA (1st), AFCA (1st), FN (1st), TSN (2nd)
	Bill Curry, C	AFCA (2nd)		Greg Gathers, DE	FN (2nd), TSN (2nd)
1966	Lenny Snow, TB	FWAA (1st), FN (2nd)	2005	Calvin Johnson, WR	AFCA (1st), AP (2nd), WCF (2nd)
	Jim Breland, C*	AP (1st), UPI (1st), NEA (1st), AFCA (1st), FN (1st), Central Press (1st)	2006	Calvin Johnson, WR * #	AFCA (1st), AP (1st), WCF (1st), FWAA (1st), TSN (1st)
1969	Rock Perdoni, DT	AP (3rd)		Durant Brooks, P	AP (2nd), WCF (2nd)
1970	Rock Perdoni, DT*	AP (1st), UPI (1st), AFCA (1st), WCF (1st), FWAA (1st), TSN (1st), Central Press (1st)		Philip Wheeler, LB	Rivals (2nd)
		AP (1st)	2007	Durant Brooks, P	Rivals (1st), SI.com (1st), ESPN.com (1st), CFN (1st), PFW (1st), AP (2nd), WCF (2nd)
1971	Smylie Gebhart, DE	AP (1st)		Vance Walker, DT	AP (3rd), Rivals (3rd)
1972	Randy Rhino, DB	FWAA (1st), AP (2nd)	2008	Morgan Burnett, S	Rivals (2nd), SI (2nd), TSN (2nd)
1973	Randy Rhino, DB*	UPI (1st), AFCA (1st), WCF (1st)		Michael Johnson, DE	AFCA (1st)
1974	Randy Rhino, DB	WCF (1st), AP (2nd), UPI (2nd)	2009	Cord Howard, OL	CBS (2nd), Rivals (3rd)
1975	Leo Tierney, C	AP (3rd)		Derrick Morgan, DE	AP (1st), AFCA (1st), PFW (1st), WCF (2nd), SI (2nd), TSN (2nd), CBS (2nd), Rivals (2nd)
1976	Leo Tierney, C	UPI (2nd), AP (3rd)		Demaryius Thomas, WR	AP (3rd), Rivals (3rd)
1977	Lucius Sanford, LB	AFCA (1st), TSN (1st), AP (2nd)	2011	Omoregie Uzzi, OL	SI.com (2nd), Rivals (3rd)
1978	Don Bessilieu, DB	TSN (1st)	2012	Philip Wheeler, OL	CBSSports.com (3rd)
	Eddie Lee Ivery, RB	AP (2nd), UPI (2nd)	2013	Jeremiah Attaochu, DE	AP (3rd), CBSSports.com (3rd)
1984	Robert Lavette, RB	FN (3rd)	2014	Shaquille Mason, OG	USA TODAY (1st), SI (2nd), FWAA (2nd), Phil Steele (2nd), AP (3rd)
1985	John Davis, OL	TSN (1st), FN (2nd)	2020	Pressley Harvin III, P*#	AP (1st), AFCA (1st), FWAA (1st), TSN (1st), WCF (1st)
	Pat Swilling, OLB	FWAA (1st), FN (3rd)	2021	Jahmyr Gibbs, RB	AP (2nd), ATH (2nd)
1986	John Davis, OL	SH (1st), UPI (2nd)	2023	Jaylon King, DB	CFNET (3rd)
1989	Ken Swilling, FS	AP (3rd)			
1990	Marco Coleman, OLB	SH (1st)			
	Ken Swilling, FS*#	AP (1st), UPI (1st), WCF (1st), AFCA (1st), FWAA (1st), TSN (1st), FN (1st)			
1991	Willie Clay, CB	AP (2nd), UPI (2nd), TSN (2nd), FN (2nd)			
	Marco Coleman, OLB	FWAA (1st), SH (1st), AP (2nd), UPI (2nd), FN (2nd), TSN (2nd)			
1992	Coleman Rudolph, DT	WCF (1st), TSN (1st), SH (1st), AP (2nd), FN (2nd)			
	Scott Sisson, K	WCF (1st), AP (2nd), TSN (2nd), FN (2nd)			



Randy Rhino is the only three-time All-American in Georgia Tech football history.



In 2023, Jaylon King became Georgia Tech's first All-American on the defensive side of the ball in 10 years.

NATIONAL AWARDS

AFCA ALLSTATE GOOD WORKS TEAM

2016 KeShun Freeman

BILETNIKOFF AWARD

RECEIVER

1998 Dez White (Semifinalist)
1999 Dez White (Semifinalist)
2005 Calvin Johnson (Semifinalist)
2006 Calvin Johnson (Winner)
2009 Demaryius Thomas (Semifinalist)

BRYLES AWARD

ASSISTANT COACH

1998 Ralph Friedgen (Finalist)
1999 Ralph Friedgen (Winner)

BURLSWORTH TROPHY

TOP FORMER WALK-ON

2010 Sean Bedford (Winner)

BUTKUS AWARD

LINEBACKER

1991 Marco Coleman (Finalist)

BEDNARIK AWARD

DEFENSE

2008 Vance Walker (Semifinalist)

DAVEY O'BRIEN AWARD

QUARTERBACK

1992 Shawn Jones (Finalist)
1999 Joe Hamilton (Winner)

DOAK WALKER AWARD

RUNNING BACK

2009 Jonathan Dwyer (Semifinalist)

DRADDY TROPHY

"ACADEMIC HEISMAN"

2008 Darryl Richard (Finalist)

JASON WITTEN COLLEGIATE MAN OF THE YEAR

LEADERSHIP

2023 Dylan Leonard (Semifinalist)

JIM THORPE AWARD

DEFENSIVE BACK

1989 Ken Swilling (6th)
1990 Ken Swilling (Finalist/3rd)
1991 Willie Clay (Semifinalist)
2003 James Butler (Semifinalist)
2004 James Butler (Semifinalist)

JOHNNY UNITAS AWARD

SENIOR QUARTERBACK

1992 Shawn Jones (Finalist)
1999 Joe Hamilton (Finalist)

LOMBARDI AWARD

LINEMAN

1970 Rock Perdoni (Finalist)
1992 Coleman Rudolph (Semifinalist)

LOU GROZA AWARD

PLACEKICKER

1992 Scott Sisson (Finalist)
2000 Luke Manget (Semifinalist)
2004 Travis Bell (Semifinalist)
2007 Travis Bell (Semifinalist)

HEISMAN TROPHY

VOTING

1942 Clint Castleberry, HB (3rd)
1943 Eddie Prokop, HB (5th)
1962 Billy Lothridge, QB (8th)
1963 Billy Lothridge, QB (2nd)
1966 Lenny Snow, TB (14th)
1978 Eddie Lee Ivery, TB (8th)
1999 Joe Hamilton, QB (2nd)
2006 Calvin Johnson, WR (10th)

LOWE'S SENIOR CLASS AWARD

2008 Darryl Richard (Finalist)
2010 Sean Bedford (Finalist)

MAXWELL AWARD

NATIONAL PLAYER

1999 Joe Hamilton, QB (Finalist)
2006 Calvin Johnson, WR (Semifinalist)

MOSI TATUPU AWARD

SPECIAL TEAMS

1997 Rodney Williams (Finalist)
1998 Rodney Williams (Finalist)
2001 Kelly Campbell (Finalist)

OUTLAND TROPHY

LINEMAN

1998 Craig Page, C (Finalist)

RAY GUY AWARD

PUNTER

2006 Durant Brooks (Finalist)
2007 Durant Brooks (Winner)
2020 Pressley Harvin III (Winner)

RIMINGTON TROPHY

CENTER

2003 Hugh Reilly, C (Finalist)

TED HENDRICKS AWARD

DEFENSIVE END

2009 Derrick Morgan (Finalist)

PRESEASON ALL-AMERICA

PLAYBOY MAGAZINE

1962 Dave Watson, G
1970 Rock Perdoni, DL
1974 Randy Rhino, DB
1976 Leo Tierney, C
1977 Lucius Sanford, LB
1987 Riccardo Ingram, DB
1991 Ken Swilling, DB
Marco Coleman, OLB
2002 Dan Dyke, P (scholar-athlete)
2007 Durant Brooks, P

NATIONAL PLAYER OF THE WEEK

SPORTS ILLUSTRATED

Oct. 8, 1966 – Kim King, QB vs. Tennessee
Oct. 29, 1984– John Davis, T vs. Clemson
Oct. 15, 1988 – Andre Thomas, DB vs. S. Car.
Oct. 13, 1989 – Ken Swilling, DB vs. Clemson

AT&T

Nov. 29, 2008 – Roddy Jones, RB vs. Georgia

WALTER CAMP

Oct. 29, 2016 – Justin Thomas, QB vs. Duke
Oct. 28, 2023 – Haynes King, QB vs. UNC

DAVEY O'BRIEN NATIONAL QB OF THE WEEK

Oct. 28, 2023 – Haynes King, QB vs. UNC

DAVEY O'BRIEN AWARD "GREAT 8"

Sept. 4, 2017 – TaQuon Marshall, QB vs. Tenn.
Oct. 28, 2023 – Haynes King, QB vs. UNC

MANNING AWARD STAR OF THE WEEK

Sept. 4, 2017 – TaQuon Marshall, QB vs. Tenn.
Oct. 28, 2023 – Haynes King, QB vs. UNC

NCAA SILVER ANNIVERSARY AWARD

DISTINGUISHED STUDENT-ATHLETE ON 25TH ANNIVERSARY OF END OF INTERCOLLEGIATE ATHLETICS ELIGIBILITY

1980 Larry Morris (1955)
2000 Steve Raible (1975)



Joe Hamilton finished second in voting for the Heisman Trophy in 1999.

ACADEMIC AWARDS
COSIDA ACADEMIC ALL-AMERICA HALL OF FAME

1996 Wade Mitchell



The CoSIDA Academic All-America Hall of Fame recognizes former Academic All-America student-athletes who graduated at least 10 years prior and have gone on to great success after athletics. Wade Mitchell became Georgia Tech's first inductee in 1996. An Academic All-America in 1955, the former standout quarterback and safety went on to become a prominent Atlanta banking executive.

NCAA POSTGRADUATE SCHOLARSHIP

1968	Bill Eastman
1975	James Robinson
1981	Sheldon Fox
1983	Ellis Gardner
1986	John Ivmeyer
2002	Dan Dyke

NATIONAL FOOTBALL FOUNDATION SCHOLAR-ATHLETE

1968	Bill Eastman
1980	Sheldon Fox

ACADEMIC ALL-AMERICA

1952	Ed Gossage, G (1st)
	Larry Morris, LB (1st)
	Cecil Trainer, E (1st)
1954	John Hunsinger, FB (1st)
1955	Wade Mitchell, QB (1st)
1956	Allen Ecker, G (1st)
1958	Floyd Faucette, B (2nd)
	Foster Watkins, G (3rd)
1966	W.J. Blaine, LB (1st)
	Jim Breland, C (1st)
	Bill Eastman, DB (1st)
1967	Bill Eastman, DB (1st)
1980	Sheldon Fox, LB (1st)
1982	Ellis Gardner, T (2nd)
1989	Stefen Scotton, FB (2nd)
1990	Stefen Scotton, FB (1st)
1999	Dan Dyke, P (1st)
2000	Dan Dyke, P (1st)
2001	Dan Dyke, P (1st)
2002	Dan Dyke, P (1st)
2007	Darryl Richard, DT (2nd)

ACADEMIC ALL-DISTRICT

1995	Grant Baynham, TE
1996	Grant Baynham, TE
	Dave Frakes, K
1997	Dave Frakes, K
1999	Dan Dyke, P
2000	Dan Dyke, P
2001	Dan Dyke, P
2002	Dan Dyke, P
	Jeremy Muyres, DB
2003	Hal Higgins, P
2007	Darryl Richard, DT
2016	Brad Stewart, WR
2018	Andrew Marshall, OL
	Malik Rivera, DB
	Brad Stewart, WR
2020	Ryan Johnson, OL
2022	Gavin Stewart, K
2023	Henry Freer, LS
	David Shanahan, P
	Gavin Stewart, PK

JIM TATUM AWARD
ACC'S TOP SENIOR SCHOLAR-ATHLETE

2002	Jeremy Muyres, FS
2008	Darryl Richard, DT

ACC POSTGRADUATE SCHOLARSHIP

1989	Cedric Stallworth
1996	Grant Baynham
1997	Dave Frakes
2002	Dan Dyke
2003	Hal Higgins
2004	Nate Curry
2013	Will Jackson
2015	Matt Connors
2023	Dylan Leonard

ACADEMIC ALL-ACC

1980	Ellis Gardner, T
	Mark Schultz, C
	Mark Bradley, NG
	Sheldon Fox, LB
1981	Ellis Gardner, T
	Mark Sheffield, S
1982	Ellis Gardner, T
	Sam Kelly, DE
	Eddie Fortier, FB
1983	John Ivmeyer, T
	Rob Horton, LB
	Mike Martin, LB
1984	John Dewberry, QB
	Sam Bracken, G
	Paul Menegazzi, DB
	Chuck Easley, FB
	Tony Kepano, G
1985	Sam Bracken, G
	John Dewberry, QB
	Chuck Easley, TB
	Andy Hearn, C
	John Ivmeyer, T

1986	Barnt Jones, DB
	Steve Mullen, DE
	Cedric Stallworth, DB
	Jim Stradley, C
	Rick Strom, QB
	Mitch Waters, T
1987	Steve Mullen, DE
	Cedric Stallworth, DB
	Rick Strom, QB
1989	Steve Mullen, DT
	David Hicks, OLB
	Stefen Scotton, FB
1990	Stefen Scotton, FB
	Jay Martin, DB
1991	Jerrelle Williams, ILB
1992	Coleman Rudolph, DT
1994	Rodney Wilkerson, ILB
1995	Grant Baynham, TE
	Dave Frakes, K
1996	Dave Frakes, K
1998	Felipe Claybrooks, DE
	Mike Sheridan, SE
	Kofi Smith, CB
1999	Dan Dyke, P
	Travares Tillman, DB
2000	Felipe Claybrooks, DE
	Dan Dyke, P
	Jeremy Muyres, DB
2001	Dan Dyke, P
	George Godsey, QB
	Jeremy Muyres, DB
	Kelley Rhino, SP
2002	Dan Dyke, P
	Jeremy Muyres, DB
	Kelley Rhino, SP
	Luke Manget, PK
	Daryl Smith, LB
2003	James Butler, DB
	Nate Curry, WR
	P.J. Daniels, RB
	John Paul Foschi, TE
	Eric Henderson, DE
	Hal Higgins, P
	Chris Reis, DB
	Gerris Wilkinson, DE
2004	Travis Bell, PK
	James Butler, DB
	Nate Curry, WR
	P.J. Daniels, RB
	Chris Reis, LB
2005	Travis Bell, PK
	Chris Reis, LB
	Kevin Tuminello, C
2006	Travis Bell, PK
	Darryl Richard, DT
	Kevin Tuminello, C
2007	Travis Bell, PK
	Tashard Choice, RB
	Colin Peek, TE
	Kevin Tuminello, C
2008	Roddy Jones, RB
	Darryl Richard, DT
	Jaybo Shaw, QB
	Cooper Taylor, S



2009	Roddy Jones, RB Logan Walls, DT Scott Blair, K Will Jackson, OG Roddy Jones, RB Logan Walls, DT
2011	Will Jackson, OG Preston Lyons, RB Jason Peters, DE Logan Walls, DT
2012	Ray Beno, OT Will Jackson, OG
2013	Ray Beno, OT Trey Braun, OG Harrison Butler, K Isaiah Johnson, S Trevor Stroebel, LS
2015	Trey Braun, OL Marcus Marshall, RB
2016	Parker Braun, OG Andrew Marshall, OT Rod Rook-Chungong, DE Brad Stewart, WR
2017	Parker Braun, OG Brad Stewart, WR
2018	Jalen Johnson, LB Andrew Marshall, OL Brant Mitchell, LB Malik Rivera, DB Brad Stewart, WR Parker Braun, OL Tre Swilling, DB Wesley Wells, PK
2019	David Curry, LB Jared Southers, OL Tre Swilling, DB
2020	Jalen Camp, WR Ryan Johnson, OL
2021	Ryan Johnson, OL Cade Long, LS Kyric McGowan, WR Mikey Minihan, OL David Shanahan, P Jeff Sims, QB Tre Swilling, DB
2022	Henry Freer, LS Jude Kelley, PK Dylan Leonard, TE Jason Moore, DL Clayton Powell-Lee, DB David Shanahan, P Gavin Stewart, K
2023	Brandon Best, OL Evan Dickens, RB Henry Freer, LS Dylan Leonard, TE Jason Moore, DL Josh Robinson, DL Connor Scaglione, OL David Shanahan, P Gavin Stewart, PK

ACADEMIC ALL-SEC

1954	Bill Sennett, E Wade Mitchell, QB
1955	Wade Mitchell, QB
1956	Allen Ecker, G Wade Mitchell, QB Dickie Mattison, FB
1957	Foster Watkins, G
1958	Floyd Faucette, HB
1959	Floyd Faucette, HB
1961	Larry Stallings, T
1962	Larry Stallings, T Frank Sexton, E Tom Ballard, T

ALL-SOUTHERN CONFERENCE

1902	Jesse Thrash, T
1904	Lob Brown, T
1906	Lob Brown, E
1907	John Davis, T
1910	Pat Patterson, T
1911	Roy Goree, E
1914	Jim Senter, E
1915	Wooch Fielder, B Froggy Morrison, B Jim Senter, E
1916	Tommy Spense, B Everett Strupper, B Walker Carpenter, T Bob Lang, G Pup Phillips, C
1917	Albert Hill, B Everett Strupper, B Joe Guyon, B Shorty Guill, E Bill Fincher, E Walker Carpenter, T Pup Phillips, C
1919	Judy Harlan, B Buck Flowers, B Red Barron, B Albert Staton, E Dummy LeBey, G Pup Phillips, C
1920	Buck Flowers, B Red Barron, B John Staton, E Bill Fincher, E
1921	Judy Harlan, B Red Barron, B Albert Staton, T
1922	Red Barron, B Oscar Davis, G Claire Frye, C
1923	Doug Wycoff, B John Staton, E
1924	Doug Wycoff, B Walter Godwin, G
1925	Doug Wycoff, B Walter Godwin, G Owen Poole, C Mack Tharpe, T
1927	Stumpy Thomason, B Peter Pund, C Frank Speer, T Ed Crowley, E
1928	Warner Mizell, B Raleigh Drennon, G Peter Pund, C Frank Speer, T Ken Thrash, T Stumpy Thomason, B Tom Jones, E
1930	Vance Maree, T
1932	Monk Neblett, C

ALL-SEC

1933	Bob Tharpe, T (AP-1st)
	Jimmy Slocum, E (AP-2nd)
	Jack Phillips, FB (AP-2nd)
	Clyde Williams, T (AP-3rd)
	Dave Wilcox, G (AP-3rd)
1934	C.W. Williams, T (AP-2nd)
	Shorty Roberts, B (AP-3rd)
1935	J.M. Fitzsimons, G (AP-1st)
	Dutch Konemann, B (AP-3rd)
1936	Dutch Konemann, B (AP-1st)
	J.M. Fitzsimons, G (AP-2nd)
1937	Bill Jordan, E (AP-1st)
	Fletcher Simms, B (AP-1st)
	Jack Chivington, C (AP-3rd)
	Dutch Konemann, B (AP-3rd)
1938	J.L. Brooks, G (AP-1st)
	Jack Chivington, C (AP-2nd)
1939	Bob Ison, E (AP-1st)
	Howard Ector, B (AP-2nd)
	Neil Cavette, G (AP-3rd)
	Buck Murphy, B (AP-3rd)
1940	Bob Ison, E (AP-2nd)
	Johnny Bosch, B (AP-3rd)
1941	Charles Sanders, T (AP-2nd)
	George Webb, E (AP-2nd)
1942	Harvey Hardy, G (AP-1st)
	Clint Castleberry, B (AP-1st)
	George Manning, C (AP-2nd)
	Jack Marshall, E (AP-3rd)
1943	Phil Tinsley, E (AP-1st)
	John Steber, G (AP-1st)
	Bill Chambers, T (AP-1st)
	Eddie Prokop, B (AP-1st)
	George Manning, C (AP-2nd)
	Frank Beall, G (AP-2nd)
	Walt Kilzer, E (AP-2nd)
	Mickey Logan, B (AP-2nd)
	Jim Wilson, E (AP-3rd)
	W.N. Smith, T (AP-3rd)
	Charley Hoover, G (AP-3rd)
	Frank Broyles, B (AP-3rd)
1944	Phil Tinsley, E (AP-1st)
	Frank Broyles, E (AP-1st)
	Maurice Furchgott, G (AP-2nd)
	Allen Bowen, B (AP-2nd)
	Roland Phillips, G (AP-3rd)
	George Mathews, B (AP-3rd)
1945	Bobby Davis, T
	Paul Duke, C (AP-2nd)
	George Mathews, B (AP-2nd)
	George Hills, G (AP-3rd)
	Walt Kilzer, E (AP-3rd)
1946	Bobby Davis, T (AP-1st)
	Paul Duke, C (AP-1st)
	Frank Broyles, B (AP-1st)
	Bill Healy, G (AP-2nd)
	Pat McHugh, B (AP-3rd)
1947	Bobby Davis, T (AP-1st)
	Bill Healy, G (AP-1st)
	Louis Hook, C (AP-3rd)
	George Brodnax, E (AP-3rd)
	Allen Bowen, B (AP-3rd)
1948	Bill Healy, G (AP-1st)
	George Brodnax, E (AP-1st)
	Frank Ziegler, B (AP-2nd)
	Jim Vurgin, G (AP-3rd)

	Clay Matthews, T (AP-3rd)
	Bob McCoy, B (AP-3rd)
1949	Tom Coleman, T (AP-2nd)
	Jimmy Jordan, B (AP-2nd)
	Dick Harvin, E (AP-3rd)
1950	Bob Bossons, C (UPI-1st; AP-3rd)
	John Weigle, E (UPI-2nd; AP-3rd)
	Bobby North, B (AP-3rd)
1951	Lum Snyder, T (AP-1st)
	Darrell Crawford, QB (AP-1st; UPI-1st)
	Lamar Wheat, DT (AP-1st; UPI-1st)
	Ray Beck, G (AP-1st; UPI-1st)
	Buck Martin, E (AP-2nd; UPI-2nd)
	George Morris, LB (AP-2nd)
	Hal Miller, T (AP-3rd)
	Leon Hardeman, HB (AP-3rd; UPI-2nd)
	Larry Morris, LB (AP-3rd)
1952	Pete Brown, C (AP-1st; UPI-2nd)
	Hal Miller, T (AP-1st; UPI-2nd)
	Leon Hardeman, HB (AP-1st; UPI-1st)
	Sam Hensley, DE (AP-1st)
	Buck Martin, OE (AP-2nd; UPI-1st)
	George Morris, LB (AP-1st; UPI-1st)
	Larry Morris, LB (AP-1st; UPI-3rd)
	Bobby Moorhead, DB (AP-1st)
	Orville Vereen, G (AP-2nd; UPI-2nd)
	Jake Shoemaker, OG (AP-2nd)
	Ed Gossage, G (AP-3rd; UPI-3rd)
	Jeff Knox, E (AP-3rd)
	Billy Teas, HB (AP-3rd)
	Bob Sherman, DT (AP-3rd)
	Charlie Brannon, DB (AP-3rd)
1953	Larry Morris, C (AP-1st; UPI-1st)
	Glen Turner, B (AP-1st; UPI-2nd)
	Bob Sherman, T (AP-2nd; UPI-3rd)
	Leon Hardeman, B (AP-2nd; UPI-2nd)
	Sam Hensley, E (AP-3rd; UPI-2nd)
	Billy Teas, B (AP-3rd; UPI-2nd)
	Glenn Turner, B (UPI-2nd)
	Orville Vereen, G (UPI-2nd)
1954	Larry Morris, C (AP-2nd; UPI-1st)
	Franklin Brooks, G (AP-1st; UPI-1st)
	Henry Hair, E (AP-1st; UPI-1st)
	Jimmy Thompson, B (AP-3rd; UPI-3rd)
1955	Franklin Brooks, G (AP-1st; UPI-1st)
	Henry Hair, E (UPI-1st)
	George Volkert, B (AP-2nd; UPI-3rd)
	Jimmy Morris, C (UPI-2nd)
	Carl Vereen, T (UPI-3rd)
	Wade Mitchell (UPI-3rd)
1956	Don Stephenson, C (AP-1st; UPI-1st)
	Ken Owen, B (AP-1st; UPI-3rd)
	Allen Ecker, G (AP-2nd; UPI-1st)
	Paul Rotenberry, B (AP-2nd; UPI-2nd)
	Carl Vereen, T (AP-3rd; UPI-2nd)
	Tippy Vann, B (AP-3rd)
	Jimmy Johnson, G (UPI-2nd)
	Wade Mitchell, QB (UPI-3rd)
	George Volkert, B (UPI-3rd)
1957	Don Stephenson, C (AP-1st; UPI-1st)
	Jerry Nabors, E (AP-2nd; UPI-2nd)
1958	Gerald Burch, T (AP-3rd)
	Maxie Baughan, C (AP-3rd)
	Floyd Faucette, B (AP-3rd)
1959	Maxie Baughan, C (AP-1st; UPI-2nd)
	Gerald Burch, T (UPI-2nd)
	Toby Deese, C (AP-2nd)
	Taz Anderson, B (AP-3rd)

1960	Billy Shaw, T (UPI-3rd)
	Billy Shaw, T (AP-1st; UPI-1st)
	Gerald Burch, T (AP-2nd; UPI-2nd)
	Billy Williamson, B (AP-2nd; UPI-2nd)
	Chick Graning, B (UPI-3rd)
	Ed Nutting, T (UPI-3rd)
1961	Dave Watson, G (AP-1st; UPI-1st)
	Harold Erickson, G (AP-2nd)
	Billy Williamson, B (AP-3rd; UPI-3rd)
	Rufus Guthrie, G (UPI-2nd)
1962	Rufus Guthrie, G (AP-1st; UPI-1st)
	Dave Watson, G (AP-3rd; UPI-1st)
	Billy Lothridge, QB (AP-1st; UPI-1st)
	Billy Martin, E (AP-2nd; UPI-1st)
	Larry Stallings, G (AP-3rd)
	Mike McNames, B (AP-3rd; UPI-3rd)
	Ted Davis, E (UPI-3rd)
1963	Billy Lothridge, QB (AP-1st; UPI-1st)
	Billy Martin, E (AP-1st; UPI-1st)
	Dave Simmons, C (AP-2nd)
	Ted Davis, E (UPI-3rd)

SEC COACH OF THE YEAR

1939	William Alexander (Nashville Banner)
1951	Bobby Dodd (AP)

ALL-SOUTHERN INDEPENDENT

1968	John Sias, SE
	Joel Stevenson, TE
	Buck Shiver, LB
	Billy Kinard, DB
1969	Rock Perdoni, DT
	Jeff Ford, DB
	John Riggle, LB
	Joe Vitunic, OG
1970	Brent Cunningham, HB
	Bill Flowers, LB
	Jeff Ford, DB
	Richard Gardner, OG
	Rick Lantz, OT
	Rock Perdoni, DT
1971	Rick Lantz, OT

ALL-ACC

1982	Robert Lavette, TB
1984	John Dewberry, QB
	Tony Kepano, G (AP)
	Robert Lavette, TB
	Ken Whisenhunt, TE
1985	Cleve Pounds, DB
	Ted Roof, LB
	Pat Swilling, DE
1986	Kyle Ambrose, DT
	John Davis, C
	Riccardo Ingram, DB
1988	Cedric Stallworth, DB
	Willis Crockett, LB
1989	Jerry Mays, RB (AP – 1st, UPI – 1st)
	Eric Thomas, LB (AP – 1st, UPI – 1st)
	Ken Swilling, DB (AP – 1st, UPI – 1st)
	Darryl Jenkins, T (AP – 2nd)
	Darryl Burks, DT (AP – 2nd)
1990	Ken Swilling, FS (1st)
	Calvin Tiggie, ILB (1st)
	Willie Clay, CB (1st)
	Joe Sifiri, G (1st)



HONORS AND AWARDS

	Marco Coleman, OLB (1st)	Luke Manget, PK (2nd)	Will Jackson, OL (hm – M)
	Tom Covington, TE (2nd)	Kerry Watkins, WR (2nd)	Orwin Smith, RB (hm – M, C)
	Emmett Merchant, WR (2nd)	Recardo Wimbush, LB (2nd)	2013 Shaquille Mason, G (1st – M; 3rd – C)
	Jeremiah McClary, DT (2nd)	James Butler, FS (1st)	Jeremiah Attaochu, DE (1st – C; 2nd – M)
	Shawn Jones, QB (2nd)	P.J. Daniels, RB (1st)	Robert Godhigh, RB (hm – M)
	Darryl Jenkins, T (2nd)	Keyaron Fox, LB (1st)	Will Jackson, OG (hm – M)
1991	Willie Clay, CB (1st)	Eric Henderson, DE (1st)	David Sims, RB (hm – M, C)
	Marco Coleman, OLB (1st)	Hugh Reilly, C (1st)	2014 Adam Gotsis, DT (2nd – M, C)
	Mike Mooney, T (1st)	Jonathan Smith, WR (2nd)	Zach Laskey, RB (2nd – M, C)
	Coleman Rudolph, DT (1st)	James Butler, FS (1st)	Shaquille Mason, OG (2nd – M, C)
	Shawn Jones, QB (2nd)	Calvin Johnson, WR (1st)	Quayshawn Nealy, LB (2nd – C, 3rd – M)
	Greg Lester, FL (2nd)	Travis Bell, PK (2nd)	DeAndre Smelter, WR (2nd – C, 3rd – M)
	Jerrelle Williams, ILB (2nd)	Eric Henderson, DE (2nd)	Justin Thomas, QB (2nd – C, 3rd – M)
1992	Coleman Rudolph, DT (1st)	Gerris Wilkinson, LB (2nd)	Jamal Golden, DB (3rd – M, C)
	Scott Sisson, K (1st)	Chris Reis, LB (hm)	Freddie Burden, C (hm – M)
1993	Dorsey Levens, RB (1st)	2005 Calvin Johnson, WR (1st)	Bryan Chamberlain, OT (hm – M)
	Jamal Cox, ILB (2nd)	P.J. Daniels, RB (2nd)	P.J. Davis, LB (hm – M)
	William Bell, RB (3rd)	Eric Henderson, DE (2nd)	Synjyn Days, RB (hm – M, C)
	Brian Bravy, G (3rd)	Dawan Landry, FS (2nd)	KeShun Freeman, DE (hm – M)
	Michael Cheever, C (3rd)	Gerris Wilkinson, LB (2nd)	Jamal Golden, RET (hm – M)
1994	Jason Bender, FL (1st)	Brad Honeycutt, OT (hm)	D.J. White, DB (hm – M)
	Jamal Cox, ILB (2nd)	2006 Joe Anoai, DT (1st)	2015 Adam Gotsis, DT (3rd – C, hm – M)
	Brian Bravy, G (2nd)	Durant Brooks, P (1st)	Freddie Burden, C (hm – C)
	Lethon Flowers, CB (2nd)	Calvin Johnson, WR (1st)	Trey Braun, OG (hm – M)
1995	Michael Cheever, C (2nd)	Jamal Lewis, S (1st)	Bryan Chamberlain, OT (hm – M)
	Al Jackson, NG (2nd)	Tashard Choice, RB (2nd)	Freddie Burden, C (3rd – C, M)
	Nathan Perryman, CB (2nd)	Adam Oliver, DE (2nd)	Harrison Butler, PK (hm – M)
	Ron Rogers, ILB (2nd)	Philip Wheeler, LB (2nd)	Patrick Gamble, DT (hm – M)
	C.J. Williams, TB (2nd)	Reggie Ball, QB (hm)	2017 KirVonte Benson, RB (2nd)
1996	Curtis McGee, T (1st)	Andrew Gardner, OT (hm)	Parker Braun, OG (2nd)
	Harvey Middleton, FL (1st)	KaMichael Hall, LB (hm)	Pressley Harvin III, P (3rd)
	Nathan Perryman, CB (2nd)	Travis Bell, PK (1st)	Shamire Devine, OG (hm)
1997	Rodney Williams, P (1st)	Durant Brooks, P (1st)	2018 Parker Braun, OG (1st)
	Keith Brooking, LB (2nd)	Tashard Choice, RB (1st)	Pressley Harvin III, P (2nd)
	Ken Celaj, T (2nd)	Andrew Gardner, OT (1st)	Jordan Mason, RB (3rd)
	Ralph Hughes, DE (2nd)	Vance Walker, DT (1st)	David Curry, LB (hm)
1998	Joe Hamilton, QB (1st)	Darrell Robertson, DE (2nd)	Jack DeFoor, OG (hm)
	Craig Page, C (1st)	Kevin Tuminello, C (2nd)	Tre Swilling, DB (hm)
	Rodney Williams, P (1st)	Philip Wheeler, LB (2nd)	2020 Pressley Harvin III, P (1st)
	Jason Burks, G (2nd)	Jamal Lewis, S (hm)	David Curry, LB (hm)
	Charlie Rogers, SP (2nd)	2008 Jonathan Dwyer, RB (1st)	Jahmyr Gibbs, RB (hm)
	Jesse Tarplin, DE (2nd)	Andrew Gardner, OT (1st)	2021 Jahmyr Gibbs, RB (1st)
	Travares Tillman, FS (2nd)	Michael Johnson, DE (1st)	Quez Jackson, LB (2nd)
	Dez White, SE (2nd)	Vance Walker, DT (1st)	Djimon Brooks, DT (hm)
1999	Joe Hamilton, QB (1st)	Morgan Burnett, S (2nd)	Devin Cochran, OT (hm)
	Jon Carman, T (1st)	Cord Howard, OL (2nd)	Charlie Thomas, LB (hm)
	Kelly Campbell, FL (1st)	Darryl Richard, DT (2nd)	Juanyeh Thomas, DB (hm)
	Jason Burks, G (2nd)	Derrick Morgan, DE (hm)	2022 Ayinde Eley, LB (2nd)
	Travares Tillman, FS (2nd)	Sean Bedford, OL (1st)	LaMiles Brooks, DB (3rd)
	Dez White, SE (2nd)	Jonathan Dwyer, RB (1st)	Charlie Thomas, LB (3rd)
2000	Chris Brown, T (1st)	Cord Howard, OL (1st)	Keion White, DE (3rd)
	Greg Gathers, DE (1st)	Derrick Morgan, DE (1st)	Hassan Hall, RB (hm)
	Brent Key, G (1st)	Joshua Nesbitt, QB (1st)	Nate McCollum, WR (hm)
	Luke Manget, PK (1st)	Demaryius Thomas, WR (1st)	Zamari Walton, CB (hm)
	Kelly Campbell, WR/SP (2nd)	2023 Morgan Burnett, S (2nd)	Jaylon King, S (2nd)
	George Godsey, QB (2nd)	Brad Jefferson, LB (hm)	Jamal Haynes, RB (3rd)
	Jeremy Muyres, DB (2nd)	2010 Anthony Allen, RB (1st)	Zeek Biggers, DT (hm)
	Nick Rogers, DE (2nd)	Sean Bedford, C (1st)	Joe Fusile, OG (hm)
2001	Joe Burns, RB (1st)	Omoregie Uzzi, G (2nd)	Jamal Haynes, AP (hm)
	Kelly Campbell, WR (1st)	Omoregie Uzzi, G (1st)	Haynes King, QB (hm)
	Nat Dorsey, T (1st)	Julian Burnett, LB (2nd)	Eric Singleton Jr., WR (hm)
	Greg Gathers, DE (1st)	Jeremiah Attaochu, LB (hm)	Jordan Williams, OT (hm)
	Luke Manget, PK (1st)	Rod Sweeting, CB (hm)	
	Kelley Rhino, SP (1st)	2012 Omoregie Uzzi, G (1st – M, C)	<i>M – Media, C – Coaches</i>
	Jeremy Muyres, DB (2nd)	Jeremiah Attaochu, LB (hm – M, C)	
	Nick Rogers, DE (2nd)	T.J. Barnes, DT (hm – C)	
2002	Jeremy Muyres, DB (1st)	Jay Finch, C (hm – M, C)	
	Nat Dorsey, T (2nd)	Jamal Golden, SP (hm – C)	

TWO-TIME FIRST-TEAM ALL-ACC

Robert Lavette	1982, 1984
Ken Swilling	1989, 1990
Willie Clay	1990, 1991
Coleman Rudolph	1991, 1992
Rodney Williams	1997, 1998
Joe Hamilton	1998, 1999
Kelly Campbell	1999, 2001
Greg Gathers	2000, 2001
Luke Manget	2000, 2001
James Butler	2003, 2004
Durant Brooks	2006, 2007
Andrew Gardner	2007, 2008
Vance Walker	2007, 2008
Jonathan Dwyer	2008, 2009
Sean Bedford	2009, 2010
Omoregie Uzzi	2011, 2012



Calvin Johnson earned first-team all-conference recognition in each of his three seasons at Georgia Tech, and is the only three-time first-team all-ACC selection in program history.

THREE-TIME FIRST-TEAM ALL-ACC

Calvin Johnson	2004, 2005, 2006
----------------------	------------------

FIRST-TEAM ALL-ACC SELECTIONS BY POSITION / YEAR

YEAR	TEAMS	RB	QB	WR	TE	OL	DL	LB	DB	P	K	SP	TOTAL
1982	8	1	-	-	-	-	-	-	-	-	-	-	1
1983	8	-	-	-	-	-	-	-	-	-	-	-	0
1984	8	1	1	-	1	1	-	-	-	-	-	-	4
1985	8	-	-	-	-	-	1	1	1	-	-	-	3
1986	8	-	-	-	-	1	1	-	1	-	-	-	3
1987	8	-	-	-	-	-	-	-	-	-	-	-	0
1988	8	-	-	-	-	-	-	1	1	-	-	-	2
1989	8	1	-	-	-	-	-	1	1	-	-	-	3
1990	8	-	-	-	-	1	-	2	2	-	-	-	5
1991	9	-	-	-	-	1	1	1	1	-	-	-	4
1992	9	-	-	-	-	-	1	-	-	-	1	-	2
1993	9	1	-	-	-	-	-	-	-	-	-	-	1
1994	9	-	-	1	-	-	-	-	-	-	-	-	1
1995	9	-	-	-	-	-	-	-	-	-	-	-	0
1996	9	-	-	1	-	1	-	-	-	-	-	-	2
1997	9	-	-	-	-	-	-	-	-	1	-	-	1
1998	9	-	1	-	-	1	-	-	-	1	-	-	3
1999	9	-	1	1	-	1	-	-	-	-	-	-	3
2000	9	-	-	-	-	2	1	-	-	-	1	-	4
2001	9	1	-	1	-	1	1	-	-	-	1	1	6
2002	9	-	-	-	-	-	-	-	1	-	-	-	1
2003	9	1	-	-	-	1	1	1	1	-	-	-	5
2004	11	-	-	1	-	-	-	-	1	-	-	-	2
2005	12	-	-	1	-	-	-	-	-	-	-	-	1
2006	12	-	-	1	-	-	1	-	1	1	-	-	4
2007	12	1	-	-	-	1	1	-	-	1	1	-	5
2008	12	1	-	-	-	1	2	-	-	-	-	-	4
2009	12	1	1	1	-	2	1	-	-	-	-	-	6
2010	12	1	-	-	-	1	-	-	-	-	-	-	2
2011	12	-	-	-	-	1	-	-	-	-	-	-	1
2012	12	-	-	-	-	1	-	-	-	-	-	-	1
2013	14	-	-	-	-	1	1	-	-	-	-	-	2
2014	14	-	-	-	-	-	-	-	-	-	-	-	0
2015	14	-	-	-	-	-	-	-	-	-	-	-	0
2016	14	-	-	-	-	-	-	-	-	-	-	-	0
2017	14	-	-	-	-	-	-	-	-	-	-	-	0
2018	14	-	-	-	-	1	-	-	-	-	-	-	1
2019	14	-	-	-	-	-	-	-	-	-	-	-	0
2020	15	-	-	-	-	-	-	-	-	1	-	-	1
2021	14	1	-	-	-	-	-	-	-	1	-	-	1
2022	14	-	-	-	-	-	-	-	-	-	-	-	0
2023	14	-	-	-	-	-	-	-	-	-	-	-	0
TOTAL		11	4	8	1	20	13	7	11	5	4	1	85

ACC PLAYER OF THE YEAR

1999 Joe Hamilton, QB
2006 Calvin Johnson, WR
2008 Jonathan Dwyer, RB

ACC OFFENSIVE PLAYER OF THE YEAR

2008 Jonathan Dwyer, RB

ACC DEFENSIVE PLAYER OF THE YEAR

2009 Derrick Morgan, DE

ACC ROOKIE OF THE YEAR

1983 Cory Collier, TB
1985 Jerry Mays, TB
1989 Shawn Jones, QB
1991 Jimmy Lincoln, RB
2003 Reggie Ball, QB
2004 Calvin Johnson, WR

ACC COACH OF THE YEAR

1985 Bill Curry
1990 Bobby Ross
1998 George O'Leary
2000 George O'Leary
2008 Paul Johnson
2009 Paul Johnson
2014 Paul Johnson (M, C)

JACOBS BLOCKING TROPHY

1998 Craig Page, C

BRIAN PICCOLO AWARD**ACC'S MOST COURAGEOUS PLAYER**

1989 Jerry Mays, RB
2000 Ed Wilder, FB
2013 Robert Godhigh, RB

ANTHONY J. MCKEVLIN AWARD**ACC MALE ATHLETE OF THE YEAR**

1987 Riccardo Ingram
2000 Joe Hamilton

ACC 50th ANNIVERSARY TEAM**SELECTED IN 2002**

Marco Coleman, OLB
Joe Hamilton, QB
Ken Swilling, DB

ACC PLAYERS OF THE WEEK**2004**

9/13 Rookie Calvin Johnson
10/11 Defensive Lineman Eric Henderson
10/18 Rookie Calvin Johnson
11/8 Rookie Rashaun Grant
Defensive Back Reuben Houston
11/15 Rookie Calvin Johnson
11/22 Rookie Calvin Johnson

2005

9/6 Offensive Lineman Brad Honeycutt
9/12 Offensive Back Reggie Ball
10/31 Defensive Lineman Eric Henderson
11/21 Defensive Back KaMichael Hall
Specialist Ben Arndt

2006

9/11 Defensive Back Jamal Lewis
9/25 Offensive Back Calvin Johnson
10/2 Offensive Back Calvin Johnson
Defensive Lineman Philip Wheeler
10/9 Defensive Back KaMichael Hall
10/30 Defensive Lineman Philip Wheeler
Specialist Durant Brooks
11/6 Offensive Back Calvin Johnson
11/20 Specialist Durant Brooks

2007

9/4 Offensive Lineman Andrew Gardner
Specialist Travis Bell
9/10 Rookie Jonathan Dwyer
10/1 Offensive Lineman Kevin Tumineo
10/15 Offensive Back Tashard Choice
Offensive Lineman Andrew Gardner
11/19 Specialist Durant Brooks

2008

9/1 Offensive Lineman Andrew Gardner
9/8 Defensive Lineman Darryl Richard
9/22 Offensive Lineman Andrew Gardner
10/6 Rookie Jaybo Shaw
10/13 Defensive Lineman Derrick Morgan
11/3 Defensive Lineman Michael Johnson
12/1 Offensive Back Roddy Jones

2009

9/12 Defensive Lineman Derrick Morgan
9/12 Specialist Scott Blair
9/26 Offensive Lineman Sean Bedford
Defensive Back Morgan Burnett
10/3 Defensive Lineman Brad Jefferson
10/10 Offensive Lineman Cord Howard
10/17 Offensive Lineman Sean Bedford
11/14 Offensive Lineman Cord Howard
Defensive Lineman Ben Anderson

2010

9/7 Offensive Lineman Sean Bedford
9/20 Defensive Lineman Izaan Cross
Specialist Scott Blair
10/4 Specialist Scott Blair
10/10 Offensive Back Anthony Allen
11/22 Defensive Back Mario Butler

2011

9/6 Receiver Stephen Hill
9/19 Offensive Lineman Omoregie Uzzi
9/26 Offensive Lineman Omoregie Uzzi
Linebacker Jeremiah Attaochu
Defensive Back Isaiah Johnson
10/3 Specialist Justin Moore
10/17 Defensive Back Rod Sweeting
10/31 Defensive Back Jemea Thomas

2012

9/17 Offensive Lineman Will Jackson
11/5 Linebacker Jeremiah Attaochu
11/12 Linebacker Quayshawn Nealy
Specialist Jamal Golden

2013

9/16 Offensive Back Vad Lee
Offensive Lineman Shaquille Mason
9/23 Offensive Lineman Shaquille Mason
10/21 Linebacker Quayshawn Nealy
10/28 Defensive Back Jemea Thomas
11/4 Defensive Back Jemea Thomas
11/30 Defensive Lineman Jeremiah Attaochu

2014

9/22 Offensive Back Justin Thomas
Linebacker P.J. Davis
10/6 Offensive Lineman Shaquille Mason
10/27 Defensive Back Isaiah Johnson
11/3 Defensive Lineman KeShun Freeman
11/10 Offensive Back Synjyn Days
Offensive Lineman Shaquille Mason
Linebacker Quayshawn Nealy
11/17 Receiver DeAndre Smelter
Linebacker P.J. Davis
12/1 Co-Offensive Lineman Shaquille Mason
Defensive Back D.J. White

2015

10/9 Rookie Marcus Marshall
10/26 Defensive Back Jamal Golden
10/26 Specialist Lance Austin

2016

9/17 Offensive Lineman Freddie Burden
Rookie Dedrick Mills
10/1 Rookie Dedrick Mills
10/29 Offensive Back Justin Thomas
11/12 Defensive Back Lawrence Austin
Offensive Lineman Parker Braun
11/19 Defensive Back Lance Austin
Linebacker Brant Mitchell
23/26 Defensive Back Lance Austin

2017

9/5 Offensive Back TaQuon Marshall
9/25 Offensive Lineman Parker Braun
10/2 Defensive Back A.J. Gray
Offensive Lineman Kenny Cooper
10/23 Offensive Lineman Shamire Devine
11/13 Linebacker Brant Mitchell

2018

10/5 Quarterback TaQuon Marshall
Offensive Lineman Parker Braun
10/25 Offensive Lineman Parker Braun
Rookie Tobias Oliver
11/3 Defensive Lineman Anree Saint-Amour
Rookie Tobias Oliver
11/10 Linebacker Jalen Johnson
11/17 Specialist Wesley Wells

2019

9/7 Linebacker Charlie Thomas
10/19 Specialist Pressley Harvin III
11/21 Defensive Lineman Jordan Domineck
Rookie James Graham

2020

9/12 Rookie Jeff Sims
Defensive Lineman Curtis Ryans
9/19 Rookie Jahmyr Gibbs
10/9 Rookie Jeff Sims
11/28 Rookie Jeff Sims
Offensive Lineman Zach Quinney
Defensive Lineman Jordan Domineck

2021

9/11 Defensive Lineman Jordan Domineck
9/25 Linebacker Charlie Thomas
10/9 Linebacker Ayinde Eley
Defensive Back Juanyeh Thomas
10/23 Specialist Jude Kelley
11/6 Defensive Back Juanyeh Thomas

2022

10/1 Running Back Hassan Hall
Linebacker Charlie Thomas
Specialist Gavin Stewart
11/5 Rookie Zach Pyron
Linebacker Charlie Thomas
Defensive Back Clayton Powell-Lee
11/19 Defensive Lineman Keion White

2023

9/9 Defensive Lineman Kyle Kennard
9/23 Defensive Back Jaylon King
10/28 Offensive Lineman Weston Franklin
Quarterback Haynes King
11/18 Linebacker Kyle Efford

ALL-STAR GAMES
SENIOR BOWL
MOBILE, ALA.

1951	Bob Bossons, C
1952	Ray Beck, G
	Ken Snyder, T
	Lamar Wheat, T
1954	Dave Davis, E
	Glenn Turner, B
1955	Bill Sennett, E
1957	Wade Mitchell, QB
	George Volkert, B
1958	Jerry Nabors, E
1961	Taz Anderson, B
	Gerald Burch, E
	Billy Shaw, T
1963	Rufus Guthrie, G
	Larry Stallings, G
1964	Ted Davis, C
	Billy Lothridge, B
	Billy Martin, E
1965	Bill Curry, C
1975	Jimmy Robinson, WR
1978	Lucius Sanford, LB
1979	Don Bessillieu, DB
	Kent Hill, OL
1982	Mike Kelley, QB
1985	Robert Lavette, RB
1986	Pat Swilling, DE
	Mike Travis, DB
1990	Darryl Jenkins, T
1991	Ken Swilling, DB
	Willie Clay, DB
	Mike Mooney, T
1992	Coleman Rudolph, DT
1994	Jamal Cox, ILB
1995	Michael Cheever, C
	Ryan Stewart, SS
1996	Nathan Perryman, CB
1997	Keith Brooking, LB
1999	Joe Hamilton, QB
2000	Chris Brown, T
2001	Kelly Campbell, WR
2003	Keyaron Fox, LB
	Daryl Smith, LB
2004	James Butler, FS
2005	Gerris Wilkinson, LB
2006	Mansfield Wrotto, T
2007	Durant Brooks, P
	Tashard Choice, RB
	Gary Guyton, LB
	Darrell Robertson, DE
	Philip Wheeler, LB
2008	Michael Johnson, DE
	Vance Walker, DT
2010	Anthony Allen, RB
2013	Jeremiah Attaochu, DE
	Jemea Thomas, DB
2014	Shaquille Mason, OG
	Darren Waller, WR
2016	Justin Thomas, DB
2022	Tariq Carpenter, DB
2023	Keion White, DL

BLUE-GRAY GAME
MONTGOMERY, ALA.

1945	Paul Duke, C
1948	George Brodnax, E
1962	Mike McNames, FB
	Bobby Caldwell, C
	Ed Griffin, T
1970	Richard Gardner, G

1972	Bubba Hoats, DB
	Rick Lantz, T
	Brad Bourne, T
1974	Jimmy Robinson, WR
	Billy Shields, T
	Joe Harris, LB
	Randy Rhino, DB
	Rick Gibney, T
1975	Rick Gibney, T
1979	Henry Johnson, LB
	Al Richardson, LB
1980	Ben Utt, G
1981	Mike Kelley, QB
1982	David Lutz, T
1986	Reginald Rutland, DB
	Gary Lee, WR
	John Davis, G
1987	Rick Strom, QB
	Paul Jurgensen, DE
1989	Sean Smith, DT
1992	Shawn Jones, QB
1993	Dorsey Levens, RB
1994	Jamal Cox, ILB

COLLEGE ALL-STAR BOWL
GREENVILLE, S.C.

2013	Jay Finch, C
	Will Jackson, OL
	Robert Godhigh, RB
	David Sims, RB
2014	Syrjijn Days, RB

EAST-WEST SHRINE GAME
VARIOUS SITES

1925	Douglas Wycoff, FB
1967	Randall Edmunds, LB
1968	Terry Story, OT
1976	Leo Tierney, C
1978	Don Bessillieu, DB
1997	Ron Rogers, LB
1998	Rodney Williams, P
2001	George Godsey, QB
	Chris Young, DB
2003	Daryl Smith, LB
2005	Gerris Wilkinson, LB
	Dawan Landry, S
	Eric Henderson, DE
2006	KaMichael Hall, LB
	Kenny Scott, CB
2007	Gary Guyton, LB
2008	Darryl Richard, DT
	Jahi Word-Daniels, CB
2009	Cord Howard, G
2010	Mario Butler, CB
2013	Izaan Cross, DE
	Rod Sweeting, CB
	Jemea Thomas, DB
2014	Darren Waller, WR
2015	Jamal Golden, DB
	D.J. White, DB
2022	Devin Cochran
2023	Charlie Thomas

GRIDIRON CLASSIC
ORLANDO, FLA.

1998	Jason Bostic, CB
	Delaunta Cameron, LB
	Craig Page, C
	Jesse Tarplin, DE
	Chris Myers, TE
2000	Felipe Claybrooks, DE
	Brent Key, G
2001	George Godsey, QB
	Nick Rogers, DE

2002	Kerry Watkins, WR
	Recardo Wimbush, LB
2003	Hugh Reilly, C
2004	Nate Curry, WR
	Jimmy Dixon, FB
	Darius Williams, TE

HULA BOWL
HONOLULU / MAUI, HAWAII / ORLANDO, FLA.

1955	Larry Morris, C
1958	Don Stephenson, C
1960	Maxie Baughan, C
1963	Dave Watson, G
1971	Renso Perdoni, T
1972	Smylie Gebhart, DE
	Jeff Ford, DB
1975	Randy Rhino, DB
1979	Eddie Lee Ivery, RB
1984	Jack Westbrook, DB
1985	Robert Lavette, RB
1988	Willis Crockett, LB
1991	Ken Swilling, DB
1993	Dorsey Levens, RB
1997	Harvey Middleton, SE
2003	Hugh Reilly, C
2005	P.J. Daniels, RB
	Damarius Bilbo, WR
2022	Tariq Carpenter, DB
	Juaneyh Thomas, DB
2023	E.J. Jenkins, WR
2024	Dylan Leonard, TE

JAPAN BOWL
TOKYO, JAPAN

1985	Andy Hearn, C
1986	John Davis, T
1989	Jerry Mays, RB

LAS VEGAS ALL-AMERICAN CLASSIC
LAS VEGAS, NEV.

2003	Jonathan Smith, WR
2004	Andy Tidwell-Neal, C
	Kyle Wallace, T
2005	Chris Reis, S

NFLPA COLLEGIATE CLASSIC
CARSON, CALIF.

2013	Orwin Smith, AB
2015	Patrick Skov, BB
2022	Tre Swilling, DB
2023	Malachi Carter, WR
	Ayinde Eley, LB

RAYCOM ALL-STAR FOOTBALL CLASSIC
MONTGOMERY, ALA.

2013	T.J. Barnes, DE
	Travares Tillman, DB

TROPICAL BOWL
DAYTONA BEACH, FLA.

2016	Francis Kallon, DL
2017	J.J. Green, RB
2017	Lawrence Austin, DB
2017	KeShun Freeman, DE
2022	Kyric McGowan, WR


COLLEGE FOOTBALL HALL OF FAME

NAME	ELECTED	AT TECH
William A. Alexander, Coach	1951	1920-1944
Maxie Baughan, Center	1988	1957-1959
Ray Beck, Guard	1997	1949-1951
Bobby Davis, Tackle	1978	1945-1947
Bobby Dodd, Coach	1993*	1945-1966
Bill Fincher, End / Tackle	1974	1918-1921
Buck Flowers, Halfback	1955	1918-1921
George Gardner, College Football Official		1933-1948
Bobby Gaston, College Football Official	1996	1943
Joe Guyon, Halfback / Tackle	1971	1917-1918
Joe Hamilton, Quarterback	2014	1996-1999
John W. Heisman, Coach	1954	1904-1919
Calvin Johnson, Wide Receiver	2018	2004-2006
Paul Johnson, Coach	2023	2008-2018
George Morris, Linebacker	1981	1950-1952
Larry Morris, Center-Linebacker	1992	1951-1954
Randy Rhino, Defensive Back	2002	1972-1974
Peter Pund, Center	1963	1926-1928
Everett Strupper, Halfback	1972	1915-1917
Pat Swilling, Defensive End	2009	1982-1985

* Elected as a player in 1959



Paul Johnson was honored for his College Football Hall of Fame induction during Georgia Tech's win over North Carolina in 2023.



BOBBY DODD GEORGIA TECH HEAD COACH (1945-66)

Georgia Tech's legendary coach was inducted posthumously into the College Football Hall of Fame in December 1993. Also inducted to the College Hall of Fame in 1959 in honor of his playing career at Tennessee, Dodd and Amos Alonzo Stagg are the only inductees enshrined as both a player and a coach.

HELMS FOUNDATION HALL OF FAME

NAME	AT TECH
John W. Heisman, Coach	1904-19
William A. Alexander, Coach	1920-44
Bobby Dodd, Coach	1945-66
Ned West, Sports Information Director	1952-76
Walker Carpenter, Tackle	1915-17
Everett Strupper, Halfback	1915-17
Bill Fincher, End / Tackle	1918-20
Don Stephenson, Center	1955-57



FOOTBALL REPRESENTATIVES IN THE GEORGIA TECH SPORTS HALL OF FAME

Table with columns: NAME, POS., LAST YEAR, INDUCTED. Lists football players and coaches from 1966 to 1999, including names like Bunky Henry, George Smith, and coaches like William A. Alexander.

COACHES

SPORTS MEDICINE

STUDENT MANAGERS

STUDENT TRAINERS

SPORTS INFORMATION

HONORARY

*Member of State of Georgia Sports Hall of Fame



GEORGIA TECH'S FIRST-ROUND NFL DRAFT PICKS

YEAR	RD	PK	NAME, POSITION	TEAM	YEAR	RD	PK	NAME, POSITION	TEAM
1945	1	4	Eddie Prokop, B	Boston Patriots	1992	1	12	Marco Coleman, OLB	Miami Dolphins
1955	1	6	Larry Morris, C	Los Angeles Rams	1998	1	12	Keith Brooking, LB	Atlanta Falcons
1963	1	10	Rufus Guthrie, G	Los Angeles Rams	2007	1	2	Calvin Johnson, WR	Detroit Lions
1964	1	8	Ted Davis, LB	San Diego Chargers*	2010	1	22	Demaryius Thomas, WR	Denver Broncos
1979	1	15	Eddie Lee Ivery, RB	Green Bay Packers	2010	1	16	Derrick Morgan, DE	Tennessee Titans
1979	1	26	Kent Hill, T	Los Angeles Rams	*AFL Draft				

EARLY ERA

1936-59

YEAR	RD	PK	NAME, POSITION	TEAM	YEAR	RD	PK	NAME, POSITION	TEAM
1937	10	92	Middleton Fitzsimmons, G	Chicago Cardinals	9	99	Dave Davis, E	Green Bay Packers	
1938	5	38	M.J. "Dutch" Konemann, B	New York Giants	13	154	Sam Hensley, E	Los Angeles Rams	
	8	70	Fletcher Sims, B	Chicago Bears	15	171	Ed Gossage, T	San Francisco 49ers	
1940	20	188	Buck Murphy, B	Washington Redskins	16	190	Roger Frey, T	Los Angeles Rams	
1943	26	243	Harvey Hardy, G	Brooklyn Dodgers	19	226	Frank Givens, T	Los Angeles Rams	
1944	17	172	Ed Ryckley, E	Chicago Bears	23	269	Leon Hardeman, HB	Baltimore Colts	
1945	1	4	Eddie Prokop, B	Boston Yanks	27	293	Pepper Rodgers, QB	Baltimore Colts	
	7	61	John Steber, G	Washington Redskins	27	317	Bill Sennett, E	Baltimore Colts	
1946	3	19	Frank Broyles, QB	Chicago Bears	1955	1	7	Larry Morris, C	Los Angeles Rams
	4	30	Paul Duke, C	New York Giants	8	91	Billy Teas, RB	Los Angeles Rams	
	12	108	W.P. McHugh, P	Philadelphia Eagles	14	160	John Lee, B	Baltimore Colts	
	14	126	George Hills, G	Green Bay Packers	21	246	Rees Phenix, T	Pittsburgh Steelers	
	16	146	Dean Gaines, T	Green Bay Packers	1956	20	234	Dickie Mattison, B	Chicago Cardinals
	27	256	Ed Holtsinger, B	Green Bay Packers	25	299	Franklin Brooks, G	Washington Redskins	
	27	258	Chuck Murdoch, E	Detroit Lions	1957	4	41	Carl Vereen, T	Green Bay Packers
	27	259	Roland Phillips, T	Washington Redskins	6	66	George Volkert, B	Pittsburgh Steelers	
	30	289	William O. (Tex) Ritter, B	Washington Redskins	12	141	Wade Mitchell, QB	Washington Redskins	
1947	6	44	Bob Davis, T	New York Giants	21	249	Sam Owen, B	Washington Redskins	
	12	100	George B. Hills, G	Green Bay Packers	26	309	Paul Rotenberry, RB	Washington Redskins	
	2	10	Bob Davis, T	Buffalo Bills [AAFC]	27	321	Ormand Anderson, T	Washington Redskins	
	3	22	Paul Duke, C	S.F. 49ers [AAFC]	1958	3	28	Stan Flowers, RB	Washington Redskins
	10	78	Frank Broyles, QB	S.F. 49ers [AAFC]	16	182	Arley Finley, T	Green Bay Packers	
	11	87	Bill Healy, G	N.Y. Yankees [AAFC]	19	222	Don Stephenson, C	Washington Redskins	
	13	100	R.J. Jordan, E	Chicago Rockets [AAFC]	30	353	Ted Smith, E	Washington Redskins	
1948	5	29	Bill Healy, G	Boston Yanks	1959	11	122	Floyd Faucette, B	Chicago Cardinals
	16	145	Jim Still, QB	Chicago Cardinals	17	197	Jack Rudolph, LB	Detroit Lions	
	18	156	George Mathews, B	New York Giants	18	206	Jim Benson, B	Philadelphia Eagles	
	28	262	J.L. Bowen, B	Pittsburgh Steelers	20	234	Toby Deese, T	San Francisco 49ers	
	20	133	Frank Ziegler, B	L.A. Dons [AAFC]					
	26	181	Jim Still, QB	L.A. Dons [AAFC]					
1949	3	29	Frank Ziegler, B	Philadelphia Eagles					
	5	42	George Brodnax, E	Detroit Lions					
	8	80	Joe E. Brown, B	Chicago Cardinals					
	25	247	Clay Matthews, T	Los Angeles Rams					
	5	36	George Brodnax, E	S.F. 49ers [AAFC]					
	15	112	L.E. Glenn, T	N.Y. Yankees [AAFC]					
	16	125	J.L. Bowen, B	Cleveland Browns [AAFC]					
1951	13	148	Dick Harvin, E	San Francisco 49ers					
	14	169	Rob McCoy, B	Los Angeles Rams					
	15	177	Bobby North, B	Philadelphia Eagles					
	27	316	Bob Bossons, C	Green Bay Packers					
1952	2	23	Ray Beck, G	New York Giants					
	3	29	Lum Snyder, T	Philadelphia Eagles					
	17	195	Darrell Crawford, B	Chicago Cardinals					
1953	2	21	George Morris, C	San Francisco 49ers					
	4	39	Buck Martin, E	Chicago Cardinals					
	5	57	Hal Miller, T	San Francisco 49ers					
	10	118	Pete Brown, G	San Francisco 49ers					
	13	146	Bobby Moorhead, B	Baltimore Colts					
	23	272	Jeff Knox, E	Philadelphia Eagles					
1954	3	34	Henry Hair, E	Los Angeles Rams					
	7	77	Glenn Turner, HB	Baltimore Colts					

AFL/NFL ERA

1960-66

YEAR	RD	PK	NAME, POSITION	TEAM
1960	2	20	Maxie Baughan, C	Philadelphia Eagles
	6	67	Emmett Wilson, T	Philadelphia Eagles
	7	80	Taz Anderson, HB	Cleveland Browns
			Jack Rudolph, LB	Boston Patriots [AFL]
			Taz Anderson, HB	Dallas Texans [AFL]
			Toby Deese, T-G	Dallas Texans [AFL]
			Tom Roberts, T-G	Denver Broncos [AFL]
			Emmett Wilson, T	Denver Broncos [AFL]
			Floyd Faucette, HB	L.A. Chargers [AFL]
			Maxie Baughan, C	Minneapolis [AFL]
1961	2	27	Ed Nutting, T	Cleveland Browns
	9	120	Chick Graning, HB	St. Louis Cardinals
	14	184	Billy Shaw, T	Dallas Cowboys
	20	270	Al Lederle, E	Los Angeles Rams
	2		Billy Shaw, T	Buffalo Bills [AFL]
	11		Marvin Tibbets, HB	Dallas Texans [AFL]
	13		Gerald Burch, E	Oakland Raiders [AFL]
	15		Ed Nutting, T	Dallas Texans [AFL]
	18		Chick Graning, HB	Denver Broncos [AFL]
1962	17	227	Dave Steadman, T	Los Angeles Rams
	19	264	Harold Ericksen, G	Philadelphia Eagles
	23	179	Russ Foret, T	Dallas Texans [AFL]
	33	263	Al Lederle, E	Houston Oilers [AFL]



1963	1	10	Rufus Guthrie, G	Los Angeles Rams
	5	57	Joe Auer, HB	Los Angeles Rams
	9	122	Dave Watson, LB	Chicago Bears
	12	162	Bob Caldwell, C	Washington Redskins
	14	190	Tom Windinger, HB	Washington Redskins
	18	241	Larry Stallings, LB	St. Louis Cardinals
	2	10	Rufus Guthrie, G	S.D. Chargers [AFL]
	9	68	Larry Stallings, LB	Buffalo Bills [AFL]
	11	87	Dave Watson, LB	Boston Patriots [AFL]
	15	120	Joe Auer, HB	Dallas Texans [AFL]
1964	2	21	Billy Martin, E	Chicago Bears
	4	50	Ted Davis, LB	Baltimore Colts
	6	73	Bill Lothridge, QB	Dallas Cowboys
	20	279	Bill Curry, C	Green Bay Packers
	1	8	Ted Davis, LB	S.D. Chargers [AFL]
	2	10	Bill Martin, E	Kansas City Chiefs [AFL]
	12	95	Bill Lothridge, QB	Oakland Raiders [AFL]
	23	183	Bill Curry, C	Oakland Raiders [AFL]
1965	2	22	Dave Simmons, LB	St. Louis Cardinals
	2	26	Gerry Bussell, HB	Cleveland Browns
	9	125	Tom Bleick, HB	Baltimore Colts
	17	231	Dave Austin, E	Philadelphia Eagles
	5		Dave Simmons, LB	Buffalo Bills [AFL]
	9		Gerry Bussell, HB	Denver Broncos [AFL]
	9		Tom Bleick, HB	Houston Oilers [AFL-R]
	10		Dave Austin, E	New York Jets [AFL-R]
1966	12	176	Craig Baynham, E	Dallas Cowboys
	17	255	Jim Breland, C	San Francisco 49ers
	18	264	Bill Moorer, C	Philadelphia Eagles
	9		Craig Baynham, E	Miami Dolphins [AFL-R]
	10		Bill Moorer, C	Buffalo Bills [AFL-R]

1979	1	15	Eddie Lee Ivery, RB	Green Bay Packers
	1	26	Kent Hill, T	Los Angeles Rams
	5	134	Don Bessillieu, DB	Miami Dolphins
	8	201	Roy Simmons, G	New York Giants
	11	298	Michael Taylor, T	Houston Oilers
	11	299	Mike Blanton, DE	Miami Dolphins
	12	328	Drew Hill, WR	Los Angeles Rams
1980	7	174	Henry Johnson, LB	Minnesota Vikings
	8	201	Al Richardson, LB	Atlanta Falcons
	10	266	Tom Daniel, C	New England Patriots
1982	6	149	Mike Kelley, QB	Atlanta Falcons
1983	2	34	David Lutz, OL	Kansas City Chiefs
	6	146	Ellis Gardner, OL	Kansas City Chiefs
	11	280	Jim Bob Taylor, QB	Baltimore Colts
1984	10	251	Ronny Cone, RB	New York Jets
1985	4	103	Robert Lavette, RB	Dallas Cowboys
	12	313	Ken Whisenhunt, TE	Atlanta Falcons
1986	3	60	Pat Swilling, OLB	New Orleans Saints
	7	178	Mark Pike, DT	Buffalo Bills
	12	333	Mike Travis, DB	San Diego Chargers
1987	4	100	Reginald Rutland, DB	Minnesota Vikings
	11	287	John Davis, OL	Houston Oilers
	12	315	Gary Lee, WR	Detroit Lions
	12	319	Tyrone Sorrells, TE	New Orleans Saints
1988	8	202	Sammy Lilly, DB	New York Giants
1989	5	119	Willis Crockett, LB	Dallas Cowboys
	11	281	Cedric Stallworth, DB	Green Bay Packers
1990	11	280	Sean Smith, DE	New England Patriots
1991	7	174	Calvin Tiggie, LB	Tampa Bay Buccaneers
	10	268	Jim Lavin, G	Cincinnati Bengals
1992	1	12	Marco Coleman, OLB	Miami Dolphins
	4	108	Mike Mooney, T	Houston Oilers
	7	184	Ken Swilling, SS	Tampa Bay Buccaneers
	8	221	Willie Clay, CB	Detroit Lions
	11	300	Tom Covington, TE	San Francisco 49ers
1993	2	36	Coleman Rudolph, DT	New York Jets
	5	113	Scott Sisson, K	New England Patriots
1994	5	148	Gary Brown, T	Pittsburgh Steelers
	5	149	Dorsey Levens, RB	Green Bay Packers
1995	5	151	Lethon Flowers, DB	Pittsburgh Steelers
	6	173	Charlie Simmons, SE	Green Bay Packers
	7	229	Jamal Cox, LB	Chicago Bears
1996	2	60	Michael Cheever, C	Jacksonville Jaguars
	3	76	Ryan Stewart, DB	Detroit Lions
1998	1	12	Keith Brooking, LB	Atlanta Falcons
	6	154	Ron Rogers, LB	Baltimore Ravens
1999	4	107	Nate Stimson, LB	Washington Redskins
	5	152	Charlie Rogers, WR	Seattle Seahawks
	7	252	Rodney Williams, P	St. Louis Rams
2000	2	58	Travares Tillman, DB	Buffalo Bills
	3	69	Dez White, WR	Chicago Bears
	7	234	Joe Hamilton, QB	Tampa Bay Buccaneers
2002	6	177	Nick Rogers, LB	Minnesota Vikings
	7	228	Chris Young, DB	Denver Broncos
2003	s-2		Tony Hollings, RB	Houston Texans
2004	2	39	Daryl Smith, LB	Jacksonville Jaguars
	3	91	Tony Hargrove, DE	St. Louis Rams
	3	93	Keyaron Fox, LB	Kansas City Chiefs
	4	115	Nat Dorsey, T	Minnesota Vikings
	7	214	Jonathan Smith, WR	Buffalo Bills
2006	3	96	Gerris Wilkinson, LB	New York Giants
	4	132	P.J. Daniels, RB	Baltimore Ravens
	5	146	Dawan Landry, S	Baltimore Ravens
2007	1	2	Calvin Johnson, WR	Detroit Lions
	4	124	Mansfield Wrotto, T	Seattle Seahawks

COMMON ERA

1967-69

YEAR	RD	PK	NAME, POSITION	TEAM
1967	13	322	Lamar Wright, G	Detroit Lions
	15	374	Sam Burke, DB	Detroit Lions
1968	7	171	Lenny Snow, HB	Minnesota Vikings
	8	217	Randall Edmunds, LB	Miami Dolphins
	11	282	Kim King, QB	Pittsburgh Steelers
1969	9	232	Larry Good, QB	Baltimore Colts
	13	321	John Sias, WR	Denver Broncos
	15	384	Joel Stevenson, TE	Cleveland Browns
	17	421	Terry Story, T	Cincinnati Bengals

MODERN ERA

1970-PRESENT

YEAR	RD	PK	NAME, POSITION	TEAM
1971	16	396	Steve Harkney, WR	New York Jets
1973	16	408	Mike Oven, TE	San Francisco 49ers
	17	420	Eddie McAshan, QB	New England Patriots
1975	6	136	Billy Shields, T	San Diego Chargers
	8	197	Joe Harris, LB	Chicago Bears
	14	343	Randy Rhino, DB	New Orleans Saints
	15	367	Jimmy Robinson, WR	Atlanta Falcons
1976	2	59	Steve Raible, WR	Seattle Seahawks
	11	310	Rick Gibney, DT	Baltimore Colts
	16	432	Jeff Urczyk, G	Seattle Seahawks
	17	483	Danny Myers, QB	St. Louis Cardinals
1977	7	189	David Sims, RB	Seattle Seahawks
	11	283	Tony Daykin, LB	Detroit Lions
	12	325	Leo Tierney, C	Cleveland Browns
1978	3	66	Reggie Wilkes, LB	Philadelphia Eagles
	4	89	Lucius Sanford, LB	Buffalo Bills
	6	147	Randy Pass, G-C	New York Giants

YELLOW JACKETS IN THE NFL

2008	3	93	Philip Wheeler, LB	Indianapolis Colts
	4	122	Tashard Choice, RB	Dallas Cowboys
	6	168	Durant Brooks, P	Washington Redskins
2009	3	70	Michael Johnson, DE	Cincinnati Bengals
	6	181	Andrew Gardner, OT	Miami Dolphins
	7	210	Vance Walker, DT	Atlanta Falcons
	7	234	Darryl Richard, DT	New England Patriots
	10	1	16	Derrick Morgan, DE
2010	1	22	Demaryius Thomas, WR	Denver Broncos
	3	71	Morgan Burnett, S	Green Bay Packers
	6	188	Jonathan Dwyer, RB	Pittsburgh Steelers
2011	7	225	Anthony Allen, RB	Baltimore Ravens
2012	2	43	Stephen Hill, WR	New York Jets
2014	2	50	Jeremiah Attaochu, LB	San Diego Chargers
	6	206	Jereme Thomas, DB	New England Patriots
	7	223	Brandon Watts, LB	Minnesota Vikings
2015	4	131	Shaquille Mason, C	New England Patriots
	4	132	DeAndrew Smelter, WR	San Francisco 49ers
	6	204	Darren Waller, WR	Baltimore Ravens
2016	2	63	Adam Gotsis, DT	Denver Broncos
	6	178	D.J. White, DB	Kansas City Chiefs
2017	7	233	Harrison Butker, PK	Carolina Panthers
2020	6	206	Tyler Davis, TE	Jacksonville Jaguars
2021	6	209	Jalen Camp, WR	Jacksonville Jaguars
	7	254	Pressley Harvin III, P	Pittsburgh Steelers
2022	7	228	Tariq Carpenter, DB	Green Bay Packers
2023	2	46	Keion White, DL	New England Patriots

YELLOW JACKETS IN THE SUPER BOWL

PLAYER	TEAM	SUPER BOWL	YEAR
Anthony Allen	Baltimore Ravens	XLVII	2013
Don Bessillieu	Los Angeles Raiders	XXIII	1984
Keith Brooking	Atlanta Falcons	XXXIII	1999
Gary Brown	Green Bay Packers	XXXI	1997
Morgan Burnett	Green Bay Packers	XLV	2011
Harrison Butker	Kansas City Chiefs	LIV	2020
	Kansas City Chiefs	LV	2021
	Kansas City Chiefs	LVIII	2023
	Kansas City Chiefs	LVIII	2024
James Butler	New York Giants	XLII	2008
DeLaunta Cameron	Tennessee Titans	XXXIV	2000
Willie Clay	New England Patriots	XXXI	1997
Bill Curry	Green Bay Packers	I	1967
	Baltimore Colts	III	1969
	Baltimore Colts	V	1971
	Buffalo Bills	XXV	1991
	Buffalo Bills	XXXVI	1992
	Buffalo Bills	XXXVII	1993
	Buffalo Bills	XXXVIII	1994
	Pittsburgh Steelers	XXX	1996
Lethon Flowers	Pittsburgh Steelers	XLIII	2009
Keyaron Fox	Pittsburgh Steelers	XLIII	2009
Gary Guyton	New England Patriots	XLVI	2012
Joe Hamilton	Tampa Bay Buccaneers	XXXVII	2003
Tony Hargrove	New Orleans Saints	XLIV	2010
Joe Harris	Los Angeles Rams	XV	1980
Drew Hill	Los Angeles Rams	XIV	1980
Kent Hill	Los Angeles Rams	XIV	1980
Dorsey Levens	Green Bay Packers	XXXI	1997
	Green Bay Packers	XXXII	1998
	Philadelphia Eagles	XXXIX	2005
Billy Lothridge	Miami Dolphins	VII	1973
Jordan Mason	San Francisco 49ers	LVIII	2024
Shaq Mason	New England Patriots	LJ	2017
	New England Patriots	LII	2018
	New England Patriots	LIII	2019
Michael Matthews	New York Giants	XLII	2008
Curtis McGee	St. Louis Rams	XXXIV	2000
Craig Pape	Tennessee Titans	XXXIV	2000
Mark Pike	Buffalo Bills	XXV	1991
	Buffalo Bills	XXVIII	1994
Chris Reis	New Orleans Saints	XLIV	2010
Darryl Richard	New England Patriots	XLVI	2012
Billy Shields	San Francisco 49ers	XIX	1985
Roy Simmons	Washington Redskins	XIII	1984
Vernon Strickland	New York Giants	XXXV	2001
Demaryius Thomas	Denver Broncos	XLVIII	2014
	Denver Broncos	50	2016
Travares Tillman	Carolina Panthers	XXXVIII	2004
Vance Walker	Denver Broncos	50	2016
Philip Wheeler	Indianapolis Colts	XLIV	2010
	Atlanta Falcons	LI	2017
Ken Whisenhunt*	Arizona Cardinals	XLIII	2009
Reggie Wilkes	Philadelphia Eagles	XV	1981
Gerris Wilkinson	New York Giants	XLII	2008
Louis Young	Carolina Panthers	50	2016

* head coach



Above: Demaryius Thomas, the No. 22 overall pick in the 2010 NFL Draft, appeared in two Super Bowls as a member of the Denver Broncos, including their 24-10 win over Carolina in Super Bowl 50.

Right: Harrison Butker is Georgia Tech's first three-time Super Bowl champion and holds the Super Bowl records for most field goals in a career (9), most kicking points in a career (37), most field goals in a single Super Bowl (4 - SB LVIII) and longest field goal (57 yards — SB LVIII).





ALL-TIME NFL ROSTER

A

Anthony Allen, RB
Baltimore Ravens (2011-12)
Buffalo Bills (2013)

Kyle Ambrose, DT
Denver Broncos (1987)

Taz Anderson, SE
St. Louis Cardinals (1961-64)
Atlanta Falcons (1966-67)

Jaytin Askew, DB
Miami Dolphins (2021)

Jeremiah Attaochu, LB
San Diego/L.A. Chargers (2014-17)
San Francisco 49ers (2018)
New York Jets (2018)
Denver Broncos (2019-20)
Los Angeles Chargers (2022)

Joe Auer, RB
Buffalo Bills (1964-65)
Miami Dolphins (1966-67)
Atlanta Falcons (1968)

B

Thomas Balkcom, DB
Miami Dolphins (1991)

T.J. Barnes, DT
New York Jets (2013-15)
Buffalo Bills (2015-16)
Kansas City Chiefs (2016-17)

Maxie Baughan, LB
Philadelphia Eagles (1960-65)
Los Angeles Rams (1966-70)
Washington Redskins (1971-74)

Craig Baynham, RB
Dallas Cowboys (1967-69)
Chicago Bears (1970)
St. Louis Cardinals (1972)

Grant Baynham, TE
St. Louis Rams (1997)
Minnesota Vikings (1997)

Scott Beavers, G
Denver Broncos (1990-91)
Kansas City Chiefs (1992)

Ray Beck, G
New York Giants (1952, 1955-57)

William Bell, RB
Washington Redskins (1994-96)

Jason Bender, P
Miami Dolphins (1995)

Luke Benson, TR
Los Angeles Chargers (2024)

Don Bessillieu, DB
Miami Dolphins (1979-81)
St. Louis Cardinals (1982)
Los Angeles Raiders (1983, 1985)

Damarious Bilbo, WR
Arizona Cardinals (2006)
Dallas Cowboys (2006)

Peter Blazek, T
Seattle Seahawks (1985)

Tom Bleick, S
Baltimore Colts (1966)
Atlanta Falcons (1967)

Jason Bostic, CB
Philadelphia Eagles (1999-01)
Buffalo Bills (2002-03)

Brian Bravy, G
New Orleans Saints (1995)

John Brewer, HB
Dayton Triangles (1929)

Keith Brooking, LB
Atlanta Falcons (1998-2008)
Dallas Cowboys (2009-11)
Denver Broncos (2012)

Durant Brooks, P
Washington Redskins (2008)
Green Bay Packers (2009)

Chris Brown, T
Carolina Panthers (2001)
Chicago Bears (2001-02)

Gary Brown, G
Pittsburgh Steelers (1994)
Green Bay Packers (1994-96)

Karl Brown, DB
Denver Broncos (1990)

Pete Brown, C/LB/P
San Francisco 49ers (1953-54)

Gerald Burch, E
Oakland Raiders (1961)

Willie Burks, DT
Detroit Lions (1990)

Morgan Burnett, S
Green Bay Packers (2010-17)
Pittsburgh Steelers (2018)
Cleveland Browns (2019)

Joe Burns, RB
Buffalo Bills (2002-06)

Gerry Bussell, DB
Denver Broncos (1965)

Harrison Butker, PK
Carolina Panthers (2017)
Kansas City Chiefs (2017-24)

James Butler, S
New York Giants (2005-08)
St. Louis Rams (2009-11)

Mario Butler, DB
Dallas Cowboys (2010-11)
Denver Broncos (2012)
Buffalo Bills (2013-16)

C

Delaunta Cameron, LB
Tennessee Titans (1999)
Detroit Lions (2000)

Jalen Camp, WR
Jacksonville Jaguars (2020-21)
Houston Texans (2021-22)
Pittsburgh Steelers (2023)
Carolina Panthers (2023)
Cleveland Browns (2024)

Kelly Campbell, WR
Minnesota Vikings (2002-05)
Miami Dolphins (2006)
Tampa Bay Buccaneers (2009)

Jon Carman, T
Buffalo Bills (2000-02)
Minnesota Vikings (2002-03)

Tarqiq Carpenter, DB
Green Bay Packers (2022)
Pittsburgh Steelers (2023)

Ken Celaj, G
Miami Dolphins (1998)

Michael Cheever, C
Jacksonville Jaguars (1996-98)

Tashard Choice, RB
Dallas Cowboys (2008-11)
Buffalo Bills (2011-13)

Jamara Clark, CB
Atlanta Falcons (2001)

Willie Clay, CB
Detroit Lions (1992-95)
New England Patriots (1996-98)
New Orleans Saints (1999)

Felipe Claybrooks, DE
Arizona Cardinals (2001)
Cleveland Browns (2001-04)

Jimmy Clements, LB
Chicago Bears (1997)

Devin Cochran, OL
Cincinnati Bengals (2022-24)

Fred Coger, OLB
Dallas Cowboys (1995)

Marco Coleman, DE
Miami Dolphins (1992-95)
San Diego Chargers (1996-98)
Washington Redskins (1999-01)
Jacksonville Jaguars (2002)
Philadelphia Eagles (2003)
Denver Broncos (2004-05)

Kevin Cone, WR
Atlanta Falcons (2011-13)
Miami Dolphins (2014)
Cleveland Browns (2015)

Ronny Cone, RB
New York Jets (1984-85)

George Cooper, TE
Atlanta Falcons (2007-08)

Nathan Cottrell, RB
Jacksonville Jaguars (2020)

Tom Covington, TE
San Francisco 49ers (1992-93)

Jamal Cox, ILB
Chicago Bears (1995)
Carolina Panthers (1995)
Jacksonville Jaguars (1995)

Jonathan Cox, CB
San Diego Chargers (2004)

Michael Cox, FB
Kansas City Chiefs (2008-11)
Atlanta Falcons (2012)

Willis Crockett, LB
Dallas Cowboys (1989-91)

Bill Curry, C
Green Bay Packers (1965-66)
Baltimore Colts (1967-72)
Houston Oilers (1973)
Los Angeles Rams (1974)

David Curry, LB
Denver Broncos (2021)

Nate Curry, WR
Kansas City Chiefs (2005-06)

D

Tom Daniel, C
New England Patriots (1979)

P.J. Daniels, RB
Baltimore Ravens (2006-09)

Bobby Davis, T
Boston Patriots (1948)

Dennis Davis, CB
Oakland Raiders (2006)
New York Giants (2006)
Seattle Seahawks (2007)

John Davis, G
Houston Oilers (1987-88)
Buffalo Bills (1989-94)

Lamar Davis, E
Baltimore Colts (1974)

P.J. Davis, LB
Jacksonville Jaguars (2017)

Ted Davis, LB
Baltimore Colts (1964-66)
New Orleans Saints (1967-69)
Miami Dolphins (1970)

Tyler Davis, TE
Jacksonville Jaguars (2020-21)
Green Bay Packers (2021-24)

Tony Daykin, LB
Detroit Lions (1977-78)
Atlanta Falcons (1979-82)

Emmanuel Dieke, DE
Miami Dolphins (2014-15)

Jimmy Dixon, FB
Tennessee Titans (2005)
Green Bay Packers (2006)
Seattle Seahawks (2006)

Nat Dorsey, T
Minnesota Vikings (2004)
Cleveland Browns (2005-08)

Paul Duke, C
New York Yankees (1947)

Jason Dukes, T
Jacksonville Jaguars (1996)

Chris Dunlap, WR
New England Patriots (2007)

Step Durham, CB
Kansas City Chiefs (2018)

Jonathan Dwyer, RB

Pittsburgh Steelers (2010-13)
Arizona Cardinals (2014)

E**Andrew Economos, LS**

Jacksonville Jaguars (2005-06)
Tampa Bay Buccaneers (2007-12)

Randall Edmunds, LB

Miami Dolphins (1968-69)
New England Patriots (1971)
Baltimore Colts (1972)

F**Floyd Faucette, HB**

San Diego Chargers (1960)

Nick Ferguson, CB

Cincinnati Bengals (1996)
Chicago Bears (1999)
Buffalo Bills (2000)
New York Jets (2000-01)
Denver Broncos (2002-07)
Houston Texans (2008-09)

Lethon Flowers, DB

Pittsburgh Steelers (1995-2002)
Denver Broncos (2003)

Elliott Fortune, DE

Cleveland Browns (1995)
Baltimore Ravens (1996-97)

John Paul Foschi, TE

New York Jets (2004)
Denver Broncos (2004)
Minnesota Vikings (2004)
Oakland Raiders (2004-06)
Cincinnati Bengals (2009)

Keyaron Fox (LB)

Kansas City Chiefs (2004-07)
Pittsburgh Steelers (2008-10)
Houston Texans (2012)

Dave Frakes, K

Washington Redskins (1998)

KeShun Freeman, DE

New Orleans Saints (2018)

Russell Freeman, T

Denver Broncos (1992-94)
Oakland Raiders (1995)

Bill Fulcher, LB

Washington Redskins (1956-58)

G**Patrick Gamble, DL**

New York Jets (2017)

Andrew Gardner, OT

Miami Dolphins (2009)
Minnesota Vikings (2010)
Houston Texans (2011-13)
Philadelphia Eagles (2014-16)

Elis Gardner, T/G

Kansas City Chiefs (1983)
Houston Oilers (1984)
Indianapolis Colts (1985)

Darrell Gast, QB

Philadelphia Eagles (1988)

Bill Giaver, HB

Hammond Pros (1922, 1925)
Rock Island Independents (1923)
Racine Legion (1924)
Louisville Colonels (1926)

Walt Godwin, G

Staten Island Stapletons (1929)

Adam Gotsis, DT

Denver Broncos (2016-19)
Jacksonville Jaguars (2020-24)

Chick Graning, HB

St. Louis Cardinals (1962)
Boston Patriots (1963)

Jerome Green, RB

Boston Patriots (1960)

Sean Gregory, RB

Baltimore Ravens (2002)

Corey Griffin, S

San Francisco 49ers (2018)

Rufus Guthrie, G

San Diego Chargers (1963)

Joe Guyon, HB

Carlton Bulldogs (1919-20)
Washington Senators (1921)
Union Quakers of Philadelphia (1921)
Cleveland Indians (1921)
Oorang Indians (1922-23)
Rock Island Independents (1924)
Kansas City Cowboys (1925)
New York Giants (1927)

Gary Guyton, LB

New England Patriots (2008-11)
San Diego Chargers (2012)

Derek Gwinn, G

Kansas City Chiefs (1984-85)

H**Hassan Hall, RB**

Cleveland Browns (2023)

KaMichael Hall, LB

Indianapolis Colts (2007)

Joe Hamilton, QB

Tampa Bay Buccaneers (2000-02)
Indianapolis Colts (2004)

Steve Harkey, RB

New York Jets (1971-72)

Anthony Hargrove, DE

St. Louis Rams (2004-06)
Buffalo Bills (2006-08)
New Orleans Saints (2009-11)

Joe Harris, LB

Washington Redskins (1977)
San Francisco 49ers (1978)
Minnesota Vikings (1979)
Los Angeles Rams (1979-81)
Baltimore Colts (1982)

Anthony Harrison, DB

Green Bay Packers (1987)

Pressley Harvin III, P

Pittsburgh Steelers (2021-23)

John Helms, E

Detroit Lions (1946)

Will Heller, TE

Tampa Bay Buccaneers (2003-05)
Seattle Seahawks (2006-08)
Detroit Lions (2009-12)

Eric Henderson, DE

Cincinnati Bengals (2006-08)

David Hendrix, SS

San Diego Chargers (1995-97)

Urban Henry, DT

Los Angeles Rams (1961)
Green Bay Packers (1963)
Pittsburgh Steelers (1964)

Don Hickson, OLB

Cleveland Browns (1995)

Drew Hill, WR

Los Angeles Rams (1979-85)
Houston Oilers (1986-91)
Atlanta Falcons (1992-93)

Kent Hill, T

Los Angeles Rams (1979-86)
Houston Oilers (1987-88)

Stephen Hill, WR

New York Jets (2012-14)
Carolina Panthers (2014-15)

Tony Hollings, RB

Houston Texans (2003-05)
Chicago Bears (2006)

Reuben Houston, CB

Tampa Bay Buccaneers (2006)

Cord Howard, OL

Buffalo Bills (2010-11)

Ken Howell, G

Philadelphia Eagles (1983)

Ralph Hughes, DE

Tampa Bay Buccaneers (1998)

I**John Ivemeyer, T**

Kansas City Chiefs (1986)

Eddie Lee Ivery, RB

Green Bay Packers (1979-89)

J**E.J. Jenkins, TE**

New York Jets (2023)
Philadelphia Eagles (2023)
Las Vegas Raiders (2023)

Darryl Jenkins, T

San Diego Chargers (1991-92)

Ricky Jeune, WR

Los Angeles Rams (2018)

Calvin Johnson, WR

Detroit Lions (2007-15)

Henry Johnson, LB

Minnesota Vikings (1980-83)

Isaiah Johnson, S

Detroit Lions (2015-16)
Los Angeles Rams (2016-18)
Indianapolis Colts (2019)

Michael Johnson, DE

Cincinnati Bengals (2009-13; 2015-18)

Tampa Bay Buccaneers (2014)

Tom Johnson, LB

San Diego Chargers (1994)

Shawn Jones, QB

Minnesota Vikings (1993)

Paul Jurgensen, DE

New Orleans Saints (1988)

K**Francis Kallon, DL**

Pittsburgh Steelers (2017)

Mike Kelley, QB

Atlanta Braves (1992)

Tony Kepano, G

Washington Redskins (1985)
New York Jets (1986)

L**Dawan Landry, S**

Baltimore Ravens (2006-10)
Jacksonville Jaguars (2011-12)
New York Jets (2013-14)

Zach Laskey, FB

St. Louis/Los Angeles Rams (2015-18)

Robert Lavette, RB

Dallas Cowboys (1985-87)
Atlanta Falcons (1988)

Jim Lavin, G

Cincinnati Bengals (1991)
San Diego Chargers (1993)

Gary Lee, WR

Detroit Lions (1987-89)

Ivery Lee, NG

Houston Oilers (1988)

Dylan Leonard, TE

Denver Broncos (2024)

Greg Lester, FL

Denver Broncos (1992)

Dorsey Levens, RB

Green Bay Packers (1994-2001)
Philadelphia Eagles (2002; 2004)
New York Giants (2003)

Sammy Lilly, CB

New York Giants (1988)
Philadelphia Eagles (1989-90)
Los Angeles Rams (1990-92)
Tampa Bay Buccaneers (1992)

Billy Lothridge, P

Dallas Cowboys (1964)
Los Angeles Rams (1965)
Atlanta Falcons (1966-71)
Miami Dolphins (1972)

Roy Lumpkin, B

Portsmouth (1930-33)
Detroit Lions (1934)
Brooklyn (1935-37)

David Lutz, T

Kansas City Chiefs (1983-92)
Detroit Lions (1993-95)

M

- Ralph Malone, LB**
Cleveland Browns (1986-88)
Miami Dolphins (1989)
- Alfred Malone, DE**
Houston Texans (2005-07)
- Luke Manget, K**
New Orleans Saints (2003)
- Tyler Marcordes, LB**
San Diego Chargers (2016)
- Billy Martin, E**
Chicago Bears (1964-65)
Atlanta Falcons (1966-67)
Minnesota Vikings (1968)
- Jordan Mason, RB**
San Francisco 49ers (2022-24)
- Shaq Mason, OL**
New England Patriots (2015-21)
Tampa Bay Buccaneers (2022)
Houston Texans (2023-24)
- Jeff Mathis, DT**
Phoenix Cardinals (1990)
- Clay Matthews, DE**
San Francisco 49ers (1950, 53-55)
- Michael Matthews, TE**
New York Giants (2007-08)
New England Patriots (2009)
- Jerry Mays, RB**
San Diego Chargers (1990)
- Felton McConnell, G**
Buffalo (1927)
- Curtis McGee, T**
New England Patriots (1997)
Pittsburgh Steelers (1998)
St. Louis Rams (1999)
- Jason McGill, WR**
Miami Dolphins (1993)
Green Bay Packers (1993)
Philadelphia Eagles (1994)
- Kyric McGowan, WR**
Washington Commanders (2022-23)
- Pat McHugh, B**
Philadelphia Eagles (1947-51)
- Emmett Merchant, SE**
Philadelphia Eagles (1992)
- Harvey Middleton, WR**
Philadelphia Eagles (1998-99)
- Jermaine Miles, DE**
New England Patriots (1997)
New Orleans Saints (2001-02)
- Hal Miller, OT**
San Francisco 49ers (1953)
- Veryl Miller, C**
Washington Redskins (1991)
- Chris Milton, DB**
Indianapolis Colts (2016-18)
Tennessee Titans (2019-20)
New York Giants (2020)
- Warner Mizell, HB**
Brooklyn (1931)
Frankford (1931)

Paul Moala, LB

- Chicago Bears (2024)
- Mike Mooney, T**
Houston Oilers (1992)
San Diego Chargers (1992-93)
- Derrick Morgan, DE**
Tennessee Titans (2010-18)
- Pat Moriarty, RB**
Cleveland Browns (1979)
- George Morris, C/LB**
San Francisco 49ers (1956)
- Larry Morris, LB**
Los Angeles Rams (1955-57)
Chicago Bears (1959-65)
Atlanta Falcons (1966)
- Fred Murphy, E**
Cleveland Browns (1960)
Minnesota Vikings (1961)
- Najee Mustafaa, CB (Reginald Rutland)**
Minnesota Vikings (1987-92)
Cleveland Browns (1993-94)
Oakland Raiders (1995)
- Danny Myers, QB**
St. Louis Cardinals (1976)

N

- Quayshawn Nealy, LB**
Seattle Seahawks (2015)
Arizona Cardinals (2016)
- Joshua Nesbitt, QB**
Buffalo Bills (2011)
- Ed Nutting, DT**
Cleveland Browns (1961)
Dallas Cowboys (1963)

P

- Craig Page, C**
Tennessee Titans (1999-00)
Dallas Cowboys (2000-01)
Atlanta Falcons (2001-02)
- Ken Parker, DT**
Seattle Seahawks (1986)
- Bill Paschal, HB**
New York Giants (1943-47)
Boston Patriots (1947-48)
- Randy Pass, LB**
Green Bay Packers (1978)
- Don Patterson, DB**
Detroit Lions (1979)
New York Giants (1980)
- Nathan Perryman, CB**
Arizona Cardinals (1997)
- Mark Pike, DE**
Buffalo Bills (1986-98)
- Cleve Pounds, DB**
New York Giants (1986)
- Eddie Prokop, HB**
New York Yankees (1946-47, '49)
Chicago Rockets (1948)

R

- Steve Raible, WR**
Seattle Seahawks (1976-81)
- Hugh Reilly, C**
Tennessee Titans (2004)
- Chris Reis, S**
Atlanta Falcons (2006)
New Orleans Saints (2007-11)
- Randy Rhino, DB**
New Orleans Saints (1975)
- Darryl Richard, DT**
New England Patriots (2009-11)
- Al Richardson, LB**
Atlanta Falcons (1980-86)
- Jimmy Robinson, WR**
Atlanta Falcons (1975)
New York Giants (1976-79)
San Francisco 49ers (1980)
Denver Broncos (1981)
- Leon Robinson, T**
Tampa Bay Buccaneers (2005)
- Charlie Rogers, WR**
Seattle Seahawks (1999-2001)
Buffalo Bills (2002)
Miami Dolphins (2003)
- Nick Rogers, LB**
Minnesota Vikings (2002-04)
Green Bay Packers (2004)
Indianapolis Colts (2004)
Miami Dolphins (2005)
- Ron Rogers, LB**
Baltimore Ravens (1998)
Indianapolis Colts (1998-99)
- Ted Roof, LB**
Tampa Bay Buccaneers (1986)
- Coleman Rudolph, DT**
New York Jets (1993-94)
New York Giants (1994-96)
- Jack Rudolph, LB**
Boston Patriots (1960-65)
Miami Dolphins (1966)

S

- Lucius Sanford, LB**
Buffalo Bills (1978-86)
Cleveland Browns (1987)
- Al Santone, G**
Hartford Blues (1926)
- Stefen Scotton, RB**
Miami Dolphins (1991)
- Billy Shaw, G**
Buffalo Bills (1961-69)
- Derrick Shepard, DT**
Miami Dolphins (1998)
- Billy Shields, T**
San Diego Chargers (1975-83)
San Francisco 49ers (1984)
New York Jets (1985)
Kansas City Chiefs (1985)

Antonio Simmons, DE

- Denver Broncos (2018)
- Charlie Simmons, WR**
Green Bay Packers (1995)
- Dave Simmons, LB**
St. Louis Cardinals (1965-66)
New Orleans Saints (1967)
Dallas Cowboys (1968)
- Roy Simmons, G**
New York Giants (1979-81)
Washington Redskins (1981-83)
- David Sims, RB**
Seattle Seahawks (1977-79)
- Scott Sisson, K**
New England Patriots (1993-94)
Jacksonville Jaguars (1995)
Minnesota Vikings (1996)
- Patrick Skov, RB**
Cleveland Browns (2016)
- DeAndre Smelter, WR**
San Francisco 49ers (2015-17)
Jacksonville Jaguars (2018)
- Daryl Smith, LB**
Jacksonville Jaguars (2004-12)
Baltimore Ravens (2013-15)
Tampa Bay Buccaneers (2016)
- Eugene Smith, G**
Chicago Bears (1960)
- Jonathan Smith, WR**
Buffalo Bills (2004-06)
New England Patriots (2006)
- Orwin Smith, RB**
Green Bay Packers (2013)
- Sean Smith, T**
New England Patriots (1990-91)
Atlanta Falcons (1992)
- Lum Snyder, T**
Philadelphia Eagles (1952-55, 1958)
- Tyrone Sorrells, T**
New Orleans Saints (1987)
Cleveland Browns (1988-89)
- Ken Southernland, T**
Miami Dolphins (1985)
- Larry Stallings, LB**
St. Louis Cardinals (1963-76)
- Cedric Stallworth, DB**
Green Bay Packers (1989)
- Derrick Steagall, WR**
Miami Dolphins (1998-99)
- John Steber, G**
Washington Redskins (1946-50)
- Rod Stephens, LB**
Seattle Seahawks (1989-94)
Washington Redskins (1995-96)
- Joel Stevenson, TE**
Cleveland Browns (1969)
- Ryan Stewart, FS**
Detroit Lions (1996-2001)
- Jim Still, QB/DB**
Buffalo Bills (1948-49)

Nate Stimson, LB

Indianapolis Colts (1999-2000)

Vernon Strickland, LBSan Francisco 49ers (1998-99)
New York Giants (2000-01)**Rick Strom, QB**Pittsburgh Steelers (1988-93)
Buffalo Bills (1994-95)
Detroit Lions (1996)**Rod Sweeting, DB**New Orleans Saints (2013-14)
Buffalo Bills (2015)**Ken Swilling, SS**Tampa Bay Buccaneers (1992)
Cleveland Browns (1992-93)
Arizona Cardinals (1994)**Pat Swilling, LB**New Orleans Saints (1986-92)
Detroit Lions (1993-94)
Oakland Raiders (1995-96, 1998)**Tre Swilling, DB**Tennessee Titans (2022)
New Orleans Saints (2022)
San Francisco 49ers (2022-23)
Baltimore Ravens (2023-24)**T****Gavin Tarquinio, LS**

Atlanta Falcons (2006)

Jim Bob Taylor, QB

Baltimore Colts (1983)

Michael Taylor, THouston Oilers (1979)
New York Giants (1980)**Tom Taylor, C**

Miami Dolphins (1985-86)

Charlie Thomas, LB

Cleveland Browns (2023-24)

Demaryius Thomas, WRDenver Broncos (2010-18)
New England Patriots (2019)
New York Jets (2019)**Jemea Thomas, DB**Dallas Cowboys (2014)
Tennessee Titans (2015)**Juaneyh Thomas, DB**

Dallas Cowboys (2022-24)

Justin Thomas, DB/WR

New Orleans Saints (2017-18)

Levon Thomas, WRIndianapolis Colts (2005)
New Orleans Saints (2005-06)**Stumpy Thomason, B**Brooklyn Dodgers (1930-35)
Philadelphia Eagles (1935-36)**Andy Tidwell-Neal, C**

New York Giants (2005)

Leo Tierney, CCleveland Browns (1978)
New York Giants (1978)**Calvin Tiggler, LB**

Tampa Bay Buccaneers (1991-93)

Travares Tillman, DBBuffalo Bills (2000-02)
Houston Texans (2003)
Carolina Panthers (2003-04)
Miami Dolphins (2005-08)**Mike Travis, DB**

San Diego Chargers (1986)

U**Jeff Urcyk, G**

Seattle Seahawks (1976)

Ben Utt, G

Baltimore/Indianapolis Colts (1982-89)

V**Carl Vereen, T**

Green Bay Packers (1957)

W**Vance Walker, DT**Atlanta Falcons (2009-12)
Oakland Raiders (2013)
Kansas City Chiefs (2014)
Denver Broncos (2015-16)**Kyle Wallace, T**

New York Giants (2005)

Darren Waller, TEBaltimore Ravens (2015-18)
Oakland/Las Vegas Raiders (2018-22)
New York Giants (2023)**Dean Waters, C**

Kansas City Chiefs (1984)

Gordon Watkins, TMinneapolis Red Jackets (1930)
Frankford Yellow Jackets (1930)
Brooklyn Dodgers (1931)**Kerry Watkins, WR**

Detroit Lions (2003)

Dave Watson, G

Boston Patriots (1963-64)

Brandon Watts, LBMinnesota Vikings (2014-16)
Miami Dolphins (2017)**Philip Wheeler, LB**Indianapolis Colts (2008-10)
Oakland Raiders (2012)
Miami Dolphins (2013-14)
San Francisco 49ers (2015)
Atlanta Falcons (2015-16)
Arizona Cardinals (2017)**Ken Whisenhunt, TE**Atlanta Falcons (1985-88)
Washington Redskins (1989-91)
New York Jets (1991-93)**Dez White, WR**Chicago Bears (2000-03)
Atlanta Falcons (2004-05)**D.J. White, CB**Kansas City Chiefs (2016-17)
Indianapolis Colts (2017-18)**Keion White, DL**

New England Patriots (2023-24)

Rodney Wilkerson, ILB

Miami Dolphins (1995)

Reggie Wilkes, LBPhiladelphia Eagles (1978-85)
Atlanta Falcons (1986-89)**Gary Wilkins, TE**Dallas Cowboys (1985)
Buffalo Bills (1986-87)
Atlanta Falcons (1988-91)
Washington Redskins (1992)**Gerris Wilkinson, LB**

New York Giants (2006-10)

C.J. Williams, RB

Arizona Cardinals (1997)

Clyde Williams, T

Philadelphia Eagles (1935)

Darius Williams, TENew York Giants (2005)
St. Louis Rams (2005)
Detroit Lions (2006)**Ike Williams, HB**

Staten Island Stapletons (1929)

Jerrelle Williams, ILB

San Diego Chargers (1992)

Rodney Williams, PSt. Louis Rams (1999)
Washington Redskins (2000)
New York Giants (2001-02)
Seattle Seahawks (2003)
Kansas City Chiefs (2004)**Ed Wilton, E**

Pottsville Maroons (1926)

Recardo Wimbush, LB

Atlanta Falcons (2003)

Daryl Wise, SE

Miami Dolphins (1987)

Mansfield Wrotto, TSeattle Seahawks (2007-09)
Buffalo Bills (2010)**Doug Wycoff, QB**New York Giants (1927, 1931)
Staten Island Stapletons (1929-30, 1932)
Boston Yanks (1934)**Y****Chris Young, DB**

Denver Broncos (2002-06)

Lou Young, CBCarolina Panthers (2015-16)
Washington Redskins (2017)
Arizona Cardinals (2018)**Z****Cedric Zachery, WR**Philadelphia Eagles (1996)
Buffalo Bills (1996)**Frank Ziegler, HB**

Philadelphia Eagles (1949-53)



Joe Anoai (2003-06)

A

Adams, B.R.	1918
Adams, Brandon.....	2016-17-18
Adams, H.H.	1937
Adams, J.Q.	1932
Adams, John D.	1966-67-68
Aderhold, Robert.....	1938-39-40
Akins, Marion.....	1950
Albanese, Brian.....	2000
Albright, J.G.	1923
Aldredge, Steven Scott.....	1989-90
Alexander, Chad.....	2023
Alexander, J.C.	1913-14-15-16
Alexander, Mark.....	1980-81
Alexander, William A.	1911-12
Alexander, Victor.....	2015-16-17-18
Alford, Catlin.....	2011-12
Alford, Chase.....	2013-14-15-16
Alford, Corey.....	2012-13
Allen, Anthony.....	2009-10
Allen, David B.	1979-80-81
Allen, Derrick.....	2020-21-22
Allen, Ermal K.....	1964-65
Allen, H.T.	1918
Allen, Marcus.....	2015-16
Allen, Proctor M.....	1971-72
Allen, Rudolph C.....	1974-75
Allen, T.R.	1938
Allen, William C.....	1990
Allen, Zach.....	2013-15
Allison, Robert B.	1979-81
Alvine, Douglas W.....	1989
Almond, Stephen E.....	1965-67
Ambrose, Kyle.....	1984-85-86
Amis, T.B.	1919-20-21
Anderson, Ben.....	2007-08-09-10
Anderson, Chandler.....	2008-09-10-11
Anderson, J.C.....	1947-48-49
Anderson, Jim.....	1982-83-84-85
Anderson, L.F.....	1937-38
Anderson, Mark H.....	1974
Anderson, Niko.....	2016
Anderson, Ormand G.....	1954-55-56
Anderson, R.E.....	1938
Anderson, T.G.....	1940-41-42
Anderson Jr., Edwin B.....	1968
Anderson Jr., T.L.....	1957-59-60(c)

Andrews, Dennis.....	2013-14
Andrews, Robert Boyd.....	1991-92-93-94
Andrzejewski, Alan Conrad.....	1998-99
Angle, Tom.....	1925-26
Anoai, Leati Joseph.....	2003-04-05-06(c)
Anyai, Eris.....	2005-06-07-08
Aryansi, Tabugbo.....	2001-02-03-04
Appleby, H.H.....	1935-36-37
Armentrout.....	1922
Anrdt, Benjamin F.....	2004-05
Arnett, James E.....	1972
Arthur, H.B.....	1939-40
Ashley, Mitch.....	1980
Ashmon, Shannon.....	1999-00
Ashmore, Frederick M.....	1965-66-67
Aske, Jaylin.....	2017-18-19-20
Aske, Leon C.....	1955-56-57
Atkinson, J.E.....	1943
Aton, B.B.....	1945
Attaochu, Jeremiah.....	2010-11-12-13(c)



Jeremiah Attaochu (2010-13)

Auer, Joseph.....	1961-62-63
Austin, David F.....	1963-64
Austin, Lance.....	2014-15-16-17
Austin, Lawrence.....	2014-15-16-17(c)
Austin, Michael B.....	1952
Autry, Anthony.....	2012
Ayres, Asher.....	2008

B

Bagwell, Gary D.....	1955
Bailey, Morgan.....	2012
Baker, Jeffrey L.....	1971
Balkcom, Thomas T.....	1988-89-90
Ball, Reggie L.....	2003-04-05-06(c)
Ballard, Thomas R.....	1962-63-64
Balogun, Kamal.....	1995-96
Banks, William O.....	1951-52
Barber, David C.....	1965-66-67(c)
Barber, Henry J.....	1962-63
Barkley, Bobbie L.....	1978
Barnes, Anthony.....	2007-08-09-10
Barnes, Karl W.....	1972
Barnes, T.J.....	2009-10-11-12
Barnwell.....	1915
Barr, Robert H.....	1970-71
Barrett, Tyler.....	2007-08
Barrick, Austin.....	2007-08-09-10

Barron, Carter.....	1924-25-26
Barron, David (D.I.).....	1918-19-20-21-22(c)
Barron, G.W.....	1945
Barron, L.F.....	1930-31-32
Barron, Scott.....	1988-89
Barron, Tommy K.....	1979-80-81-82
Bartlett, J.S.....	1938-39
Barton, Bennett.....	2014-15-17
Basquin, Brett C.....	1998-99-00
Bates, C.R.....	1940
Battle, John M.....	1963-64-65(c)
Battle, Erron Kevin.....	1989-90-91-92(c)
Baughan, Maxie.....	1957-58-59(c)
Baum, Phillip.....	1955-58
Baxter, Bryan K.....	1990-91-92-93
Baynham, Grant A.....	1993-94-95-96
Baynham, Gordon C.....	1964-65-66
Bazemore, Curtis W.....	1974-75
Beall, F.R.....	1942-43-46
Beard, P.E.....	1913-14-15
Beard, R.A.....	1934-36
Beard, W.R.....	1939
Bearden, Charles E.....	1985-86-87-88(c)
Beasley, James E.....	1958-59
Beatty, Trad.....	2021
Beavers, David S.....	1969-70-71
Beavers, Scott T.....	1986-87-88-89
Beavin, Thomas D.....	1969-70-71
Beck, Ray M.....	1949-50-51
Beck, Thomas M.....	1971-72
Bedford, Sean.....	2007-08-09-10
Beers, R.E.....	1938-39-40
Belcher, Kyle P.....	2004
Bell, David.....	1984-85-86
Bell, J.R.....	1943
Bell, John L.....	1966
Bell, R.S.....	1915-16-17
Bell, Travis A.....	2004-05-06-07
Bell, William.....	1989-90-92-93
Bellamy, Eric J.....	1989-90
Bender, Jason B.....	1991-92-93-94(c)
Bennett, Chico.....	2019-20
Bennett, John C.....	2000-01
Bennett, Milford H.....	1951-52
Bennett, Richard D.....	1978
Bennett, Taylor J.....	2005-06-07
Beno, Ray.....	2010-11-12-13




David "Red" Barron (1918-22)

Benson, James E.....	1957
Benson, KirVonte.....	2016-17
Benson, Luke.....	2022-23
Bentley, Clarence F.....	1961
Besirevic, Salih.....	2002-04-05
Bessillieu, Donald A.....	1975-76-77-78
Best, Brandon.....	2022-23
Bethea, L.A.....	1947-48-49-50
Bettress, Fred D.....	1973
Bevier, Scott H.....	1972-73-74
Biddle, William M.....	1960-61
Biggers, Zeek.....	2021-22-23
Bilbo, Damarious O.....	2002-03-04-05
Billingslea, Eric E.....	1991-92-93-94
Bills, J.T.....	1946-47
Billy, Omar.....	2002-03-04-05
Birr, Aidan.....	2023
Black, D.C.....	1911
Blackburn, Leo.....	2022
Blackwell, Ceylon B.....	1965
Blackwood, Glenn Jacob.....	2006-07-08
Blair, Scott.....	2007-08-09-10
Blake, J.A.....	1945
Blancato, Josh.....	2019-20
Blane, W.J.....	1964-65-66
Blanton, Michael J.....	1975-76-77-78
Blasetti, Tony.....	1982
Blaylock, Dominick.....	2023
Blazek, Peter J.....	1981-83-84
Bleick, Thomas W.....	1963-64-65
Bloodworth, Charles H.....	1974
Bogue, Doug.....	1980
Boldin, Carl.....	1976-77
Bonifay, Cameron H.....	1971-72-73
Bonifay, Kenneth B.....	1966-67-68
Bonnewell, Sheldon E.....	1971
Booker, Calvin.....	2007-08
Booker, Donte M.....	1996-97-98-99
Boone, Harry A.....	1959-60-61
Boozer, David R.....	1960
Bormolini, John.....	1975
Borum, Vernon L.....	1922
Bosch, J.W.....	1939-40-41
Bossons, R.R.....	1947-48-49-50
Bostic, B.J.....	2010-12-13-14
Bostic, Jason D.....	1995-96-97-98
Boulware, H.B.....	1934
Boulware, Raleigh J.....	1992-93-94
Bounds, Kenneth E.....	1968-69
Bourgeois, Gavin.....	2003
Bourne, W.B.....	1943
Bourne, William B.....	1970-71-72(c)
Bourne, Matthew M.....	1993-94-95
Bowen, Allen.....	1944-46-47-48
Bowen, J.L.....	1944-45-46-47
Bowen, Robert C.....	1974-75-76
Bowen, Shane A.....	2006-07-08
Bowen, Sheppard A.....	1976
Bowley, Paul R.....	1971-72-73
Bowman, Paul D.....	1990
Boyd, A.M.....	1934
Boyd, Avery.....	2021-22-23
Boyd, Mark.....	1991
Bracken, Samuel R.....	1981-84-85
Bradach, D.D.....	1946-47-48

Bradford, Jack C.....	1943
Bradford, Patrick.....	1994-95-96-97
Bradford, Robert R.....	1972-73
Bradley, Mark S.....	1978-79-80-81 (c)
Bradley, Michael O.....	1967-68-69
Brady, C.C.....	1932
Braman, Matthew A.....	2006-07-08
Branch, Desmond.....	2016-17-18
Brannon, Charles N.....	1951-52-53
Brannon, Drew.....	2007
Brantley, James R.....	1957
Braselton, Freddie G.....	1957-58-59
Braswell, Ryan.....	2016
Braun, Parker.....	2016-17-18
Braun, Trey.....	2012-13-14-15
Bravy, Brian R.....	1991-92-93-94
Breece, Donald C.....	1975-76
Breland, James E.....	1965-66(c)

Brown, J.E.....	1943-46-47-48
Brown, James A.....	1965-66-67
Brown, Michael D.....	1992
Brown, Robert P.....	2004
Brown, Samuel.....	1979-80-81-82
Brown, Samuel.....	1950-51-52
Brown, Timothy L.....	1999-00-01
Brownlee, Kevin.....	1982-83
Broyles, J.F.....	1943-44-46
Bruce, Stephen B.....	1972-73
Bruenderman, Robert J.....	1974-75-76
Brumby, C.R.....	1929
Bryan, William A.....	1974-75
Bryan, Will.....	2015-16-17-18
Bryant, C. Matthew.....	1979-80-81
Bryant, Sirad.....	2022-23
Bryant, W.G.....	1914-15
Buchanon, C.....	1907-08
Bullard, R.G.....	1926
Burch, Gerald T.....	1958-59-60(c)
Burdell, George P.....	1928-29-30
Burden, Freddie.....	2014-15-16
Burke, Damian.....	1982-83-84-85
Burke, Samuel W.....	1964-65-66(c)
Burkholder, Gary L.....	1963-64-65
Burks, Jason L.....	1997-98-99
Burks, Willie L.....	1986-87-88-89
Burnett, Daniel R.....	2002-03
Burnett, Julian.....	2009-10-11 (c)
Burnett, Morgan.....	2007-08-09 (c)
Burns, Joe F.....	1998-99-00-01
Burns, Justin R.....	1975-76-77
Burnoughs, C.E.....	1940-41
Burt, A.M.....	1909-10
Burton, Nathan I.....	2001-02-03-04
Busbin, W.E.....	1945-46-47
Bussell, Gerald W.....	1962-63-64
Butker, Harrison.....	2013-14-15-16(c)
Butler, James O.....	2001-02-03-04(c)
Butler, Mario.....	2007-08-09-10
Byerly, Tim.....	2013-14-15
Bynum, H.W.....	1938



Jim Breland (1955-56)

Brewer, John M.....	1925-26
Brewster, J.D.....	1921-22
Brezina, Bradford P.....	2003-04
Bridge, Robert S.....	1972-73
Bridges, Lekeldrick.....	2002
Brigham, Nick.....	2013-14
Brigman, William H.....	1952-53-54
Brimer, Michael.....	2020
Brittain, J.F.....	1934-35
Broadway, Olin.....	2020
Brodnax, G.H.....	1945-46-47-48(c)
Brooke, J.O.....	1928-29-30
Brooking, Keith H.....	1994-95-96-97(c)
Brooks, Christopher P.....	1990-91
Brooks, Dajmon.....	2019-20-21
Brooks, Durant S.....	2006-07
Brooks, Franklin D.....	1952-53-54-55
Brooks, J.L.....	1937-38
Brooks, LaMiles.....	2020-21-22-23
Broome, Timothy C.....	1969-70
Brown, Ahmareaan.....	2019
Brown, Ather.....	2000-01-02-03
Brown, Charles H.....	1949-50
Brown, Christopher.....	1997-98-99-00(c)
Brown, David.....	2007-08
Brown, Gary K.....	2015
Brown, Gary L.....	1992-93
Brown, Harper L.....	1975-76
Brown, J.C.....	1907

C	
Cabrel, Francis G.....	1978-79-80
Cain, J.T.....	1930-31-32
Caldwell, Jerry R.....	1995-96-97-98(c)
Caldwell, Robert S.....	1960-61-62
Callan, John P.....	1969-70-71
Cameron, Delaunta L.....	1995-96-97-98
Cammack, Clayton L.....	1958
Camp, Brian J.....	2001-02-03
Camp, Jalen.....	2016-17-18-20
Camp, Larry B.....	1963
Campagna, Richard C.....	1975
Campbell, Christian.....	2016-17-18-19
Campbell, Dean W.....	1973
Campbell, Douglas A.....	1972-73
Campbell, L. Kelly.....	1998-99-00-01
Campbell, Randall W.....	1971
Carden, Gary M.....	1970-71-72
Carey, Tony.....	1984-85
Carithers, Edward E.....	1951-52-53
Carlen, James A.....	1953-54
Carlisle, Thomas I.....	1965-66-67

Carlson, Cory.....	2012-13	Clayton, Antonneus.....	2020-21	Cooper, Kenny.....	2016-17-18-20-21
Carlson, Josh.....	2020	Cleland, Beau.....	2001-02	Copeland, Charles W.....	1972
Carmack, Charles M.....	1961	Clements, Jimmy.....	1993-94-95-96	Copeland, Steve E.....	1962-64-65
Carmack, J.E.....	1935-37	Clifford, Harold C.....	1966	Cord, Robert T.....	1973
Carman, Jonathan D.....	1997-98-99	Clingan, L.H.....	1931	Cordrey, Peter D.....	1969-70-71
Carmichael, Thomas A.....	1965-66-67	Clingan, Larry E.....	1959	Corhen, Bryan N.....	1997-98-99-00
Carney Jr., Kenneth S.....	1981(c)	Clinkscale, Gordon F.....	2002	Corley, Robert E.....	1974-75-76
Carolina, Marvin.....	1982-83-84-85	Clyburn, R.B.....	2008	Costello, Glenn S.....	1970-71-72
Carpenter, S.M.....	1923-25	Cobb, F.R.....	1918-19	Cottrell, Nathan.....	2016-17-18-19(c)
Carpenter, T.G.....	1943-44-46	Cobb, Joe E.....	1948-49-50	Covington, Thomas P.....	1988-89-90-91
Carpenter, Tariq.....	2017-18-19-20-21	Cochran, Devin.....	2021	Cox, Jack T.....	1975
Carpenter, W.G.....	1914-15-16-17	Cochran, William S.....	1955	Cox, Jamal K.....	1991-92-93-94(c)
Carroll, Grey.....	2022	Coco, Jack.....	2018-19-20-21	Cox, Jonathan B.....	2000-01-02
Carson, R.E.....	1926	Coger, Frederick L.....	1992-93-94	Cox, Lucas.....	2008-09-10
Carson, Stanley, L.....	1955	Coker, Donald R.....	1960	Cox, Michael L.....	2004-05-06-07
Carter, BeField H.....	1958-59-60	Colbert, Freeman D.....	1975-76-77(c)	Cox, Orion V.....	1988-89-90
Carter, David B.....	1976	Colbert, W.D.....	1944	Crawford, Elbert D.....	1949-50-51
Carter, H.M.....	1923	Colcord.....	1917	Crawford, John.....	1942
Carter, Joel T.....	1983-84-85	Cole, Robert T.....	1963	Crawford, Steven G.....	1973-74-75
Carter, Malachi.....	2018-19-20-21-22(c)	Coleman, J.T.....	1946-47-48-49(c)	Crenshaw, Christopher.....	2011-12-13
Carter, Morgan.....	2011	Coleman, James P.....	1973-74-75	Crenshaw, F. Jermaine.....	2000
Cassidy, Omar A.....	1993-94-95	Coleman, Marco D.....	1989-90-91	Crockett, L.D.....	1938
Castleberry, Clinton D.....	1942	Coleman, Marcus J.....	1990-91-92-93	Crockett, Willis R.....	1985-86-87-88
Castleberry, Don.....	1980	Coleman, W.C.....	1909-10-11	Cross, Izaan.....	2009-10-11-12(c)
Castleberry, J.W.....	1944-46-47-48(c)	Colley, C.S.....	1912	Crowley, E.J.....	1925-26-27(c)
Castro, Timothy P.....	1996	Collier, Cory.....	1983-84-85-86	Crowley, Thomas L.....	1974-75
Caudle, Chris.....	1986-87	Collins, Cory.....	1999-00-01-02	Crum, Richard M.....	1962
Cavan, Harry J.....	1964	Collins, E.R.....	1935-36-37	Cruz, Jacob.....	2023
Cavette, N.M.....	1938-39-40(c)	Collins, John P.....	1966-67-68	Culton, John B.....	1966-67-68
Cawthon, Wally H.....	1979-80-81-82	Collins, Noah.....	2021-22-23	Culwell, Thomas.....	2021
Celaj, Kujtim "Ken".....	1994-95-96-97(c)	Colquitt, Carey D.....	1980-81	Cummings, Euclid.....	2011-12-13
Cerge-Hunderson, Kyle.....	2015-16-17-18	Colvin, Joseph T.....	1963-64-65	Cummings, R.H.....	1943
Chadwick, Leon.....	1979-80	Colvin, S.C.....	1929-30	Cunningham, Douglas Brent.....	1969-70-71
Chamberlain, Bryan.....	2012-13-14-15	Conard, Chris.....	1986	Curry, David.....	2016-18-19(c)-20(c)
Chambers, John Bradley.....	1996-97-98	Cone, Kevin J.....	2009-10	Curry, Nathaniel T.....	2000-02-03-04(c)
Chambers, Travis J.....	2005, 08	Cone, Ronny L.....	1979-80-81-83	Curry, Shane.....	1986
Chambers, W.J.....	1943-44	Connally, Vaughn.....	1924-25	Curry, Terence W.....	1986-88
Chamblin, Gerald.....	1986-87-88	Connell.....	1922	Curry, William A.....	1962-63-64(c)
Chance, P.M.....	1935-36	Connors, Matt.....	2012-13-14	Cushing, Glenn.....	1936-37-38
Chancey, James E.....	1960-61-62	Cook, H.....	1909-10-11-12-13(c)	Cushman, H.W.....	1913-14
Chapman, J.G.....	1908	Cooksey, Douglas A.....	1974	Cutting, Michael D.....	1975-77
Chapman, Joseph R.....	1961-62-63	Cooksey, Robert T.....	1978-79		
Chapman, Thomas A.....	1967-68-69	Cooksey, Tyler.....	2017-18-19		
Cheeks, Chaz.....	2013	Cooley, Trey.....	2023		
Cheever, Michael J.....	1992-93-94-95(c)	Cooper, George F.....	2004-05-06		
Chenev, Charles E.....	1969-70	Cooper, Douglas A.....	1961-62-63		
Cherry, B.T.....	1930-31-32	Cooper, G.F.....	1925		
Chimedza, T.K.....	2019-21-22				
Chisholm, Donalthan.....	1981-82-83-84				
Chivington, J.L.....	1936-37-38(c)				
Choice, Tashard.....	2005-06-07				
Christy, Frank J.....	1953-54-55-56				
Chubbs, William.....	1989-90-91				
Churchill, D.N.....	1914				
Clark, Anthony "Tony".....	2006-07-08				
Clark, Charlie.....	2018-20				
Clark, Jack L.....	1964				
Clark, Jamara.....	1998-99-00				
Clark, Patrick.....	2005-06-07				
Claxton, Ira St. Clair.....	2000				
Clay, J.P.....	1939				
Clay, R.A.....	1914				
Clay, Willie J.....	1988-89-90-91(c)				
Claybrooks, Felipe A.....	1997-98-99-00(c)				
Clayton, Antonneus.....	2020-21				


Tashard Choice (2005-07)


D	
Daffer, Terrell E.....	1971-72-73
Dale, Thomas D.....	1966-67-68
Daniel, J.E.....	1943-44
Daniel, Stephen E.....	1973-74
Daniel, Thomas D.....	1977-78-79(c)
Daniels, Conrad M.....	1996-98
Daniels, Omar.....	2023
Daniels, Prince A.....	2002-03-04-05(c)
Darby, Mike.....	1982
Daugherty, Ben T.....	1952-53-54
Davenport, Steven D.....	1985-86-87-88
Davis A.....	1923
Davis, Darish.....	1978
Davis, David H.....	1951-52-53
Davis, Dennis L.....	2001-02-03-04-05
Davis, Forrest D.....	1969
Davis, Jason.....	2007
Davis, John H.....	1983-84-85-86
Davis, J.R.....	1907-08
Davis, John J.....	1962-64
Davis, Marcus, A.....	1959
Davis, Melvin.....	2018

ALL-TIME LETTERWINNERS

Davis, Michael E.	1992	Donley, D.J.	2007	Elliott, Thomas	1965-66-67
Davis, O.G.	1918-19-20-21-22	Dorough, J.H.	1943-44	Ellis, Carl S.	1976-77
Davis, Paul "P.J."	2013-14-15-16	Dorsey, Nathaniel W.	2001-02-03	Ellis, Marion D.	1954-55-56
Davis, R.T.	1944-45-46-47(c)	Douglas, Carl E.	1969	Ellis, William C.	1965
Davis, Richard K.	1961-62-63	Douglas, John F.	1966	Elmer, E.E.	1909-10-11
Davis, Shawn	2017-18	Douse, D'Quan	2020-21-22-23	Elirod, Ronald H.	1965
Davis, Tyler	2007	Dover, Robert L.	1956-57	Emerson, C.L.	1908
Davis, Tyler	2019(c)	Dowling, J.H.	1917-19	Emerson, Richard L.	1963-64
Davis, V.L.	1918-19	Doyal, R.L.	1919-20	Engel, Curtis S.	1970-71-72
Davis, Wingfield A.	1960-61	Doyal Jr., R.L.	1945-47-48-49	Enzweiler, Ronald J.	1970-71
Davis, W.A.	1931-32-33	Drennon, R.E.	1926-27-28	Ericksen, Harold J.	1959-60-61
Davis Jr., Donald L.	1993-94-95(c)	Dripps, Charles S.	1974	Escoe, Kenneth D.	1981-83
Dawson, Kelton	2019	Drummond, Daniel	2011-12-13	Etheridge, Matthew T.	2000-01-02
Day, A.M.	1918	DuBard, W.H.	1910	Etheridge, Robert G.	1979-80-81-82
Day, Curley R.	1989-90-91-92	Duckworth, Randy A.	1969-70-71	Eubanks, Bobby Joe	1955
Daykin, Anthony A.	1974-75-76(c)	Dudish, Andrew C.	1969	Eubanks, R.W.	1933-34-35
Daykin, Richard	1976-77-78	Dudley, Derrick M.	1999	Eubanks, Timothy E.	1967-68
Days, Synjin	2011-12-13-14	Duke, P.A.	1944-45-46	Evans, Jamaal	2006-07
Dean, David	1984	Dukes, Jimmy Jason	1992-93-94-95	Evans, Tyler	2006-07
Dean, Doug	1987	Duncan	1915	Evatt, Richard I.	1968-69-70
Dean, Norris C.	1932-33-34	Duncan, Curtis D.	1992	Everett, Charles B.	1960
DeBardeleben, Stephen L.	1968-69	Duncan, Johnny W.	1968-69	Everhart, Clayton W.	1971-72
Dee, Michael E.	1993-94-95-96	Dunlap, Christopher D.	2003-04-05-06	Ewing, Tim	1988-89
Deeds, Derrick	1981	Dunlap, E.O.	1928-29-30(c)	Ezell, C.S.	1929-30-31
Deese, Marion D.	1957-58-59	Dunmon, Lawrence D. "Trey"	2006-07	Eziemeke, Ajenavi C.	2002-03-04-05
DeFoor, Jack	2018-19-20	Dunn, Duncan, F.	1965	Ezzard, Marquez	2020
de la Guardia, Mario	1980	Dunwoody, H.R.	1916		
Delany, Joe H.	1956-57-58	Durant, R.J.	1927-28		
Denney, Walter C.	1965-66-67	Durham, James L.	1952-53-54		
Denning, Donald L.	1957	Durham, Step.	2014-15-16-17		
Dennis, Corey	2011-12-13-14	Dwyer, Jonathan	2007-08-09		
DeVaughn, M.S.	1927	Dyett, Marvin B.	1978-80-81-82		
Deveney, Dylan	2019-20	Dyke, Daniel R.	1999-00-01-02		
Devine, Shamire	2014-15-16-17	Dyke, H.E.	1939-40-41		
Dewberry, John	1983-84-85	Dykes, Bryce	2008		

F

Fair	1925
Faist, H.A.	1928-29
Faith, Joseph W.	1967-68-69
Farmer, I.L.	1930
Farnsworth, W.B.	1921-23-24
Farrington, William E.	1961-62-63
Faucette, Floyd S.	1957-58-59(c)
Faulk, Waymon D.	1963-64
Faulkinberry, David L.	1975-76
Faulkner, A.J.	1942-43
Faulkner, Gary A.	1971-72
Ferguson, Edwin L.	1996
Ferguson, Nicholas A.	1995
Ferris, Henry A.	1949-50-51
Ferst, F.W.	1918-19-20-21
Felix, Jamie	2022
Fiebelkorn, Thomas M.	1965
Fielder, K.J.	1912-13-14-15(c)
Fields, Mark B.	1971-72-73
Finch, Jay	2010-11-12-13
Fincher, J.T.	1921
Fincher, S.W.	1929-30-31
Fincher, W.E.	1916-17-18-19-20(c)
Findlay, Mark Garren	2003
Finley, Arley D.	1957
Fischer, Bruce A.	1963-64
Fisher, Zach	2008-09
Fitzgerald, C.W.	1927-28-29
Fitzsimons, A.F.	1907
Fitzsimons, J.M.	1934-35-36(c)
Flanagan, D.	1947-48-50
Flatau, Arthur	1975
Fleetwood, C.G.	1922-23
Fletcher, Carlson	2018
Fleming, Louis S.	1974
Flowers, A.R.	1918-19-20-21(c)
Flowers, M.J.	1930-31



John Dewberry (1983-85)

Dickens, Evan	2023
Dieke, Emmanuel	2010-11-12-13
Dingle, Justice	2019
DiPace, Max	2002
Dixon, Jimmy	2001-02-03-04
Dobyns, Robert B.	1961
Dodd, R.O.	1940-41-42
Dodd, Walter O.	1956
Dollar, Charles R.	1990
Dolphus, Stephen	2017-18
Dombach, R.D.	1944
Domineck, Jordan	2019-20-21

E

Earls, Correy	2007-08-09-10
Eastburn, Reid P.	1992
Eastman, William P.	1965-66-67
Easley, Chuck	1983-84-85
Eaves, S.P.	1940
Echols, Berwin C.	1999
Ecker, Harry A.	1954-55-56
Economos, Andrew J.	2002-03-04
Ector, W.H.	1937-38-39
Edge, Arthur B.	1952
Edwards, Christopher B.	1996-97-98-99
Edmunds, George R.	1965-66-67(c)
Edwards, Darrell	1987
Edwards, G.L.	1936-37
Edwards, J.E.	1941
Edwards, Kaleb	2021-22
Edwards, Kenneth M.	1965
Edwards, Howard T.J.	1988-89-90
Edwards, Mario	2008-09-10
Edwards, W.H.	1928-29-30
Efford, Kyle	2022-23
Egbuniewe, Anthony	2008-09-10
Elders, William E.	1961
Eldredge, D.C.	1941-42
Eley, Ayinde	2021-22(c)
Elerbee, Terry E.	1972-73-74
Elliott	1925
Elliott, Bruce E.	1971-1972-1974



Flowers, Stanley M.....	1955-56-57
Flowers, William C.....	1968-69-70
Flowers III, Lethon.....	1991-92-93-94
Floyd, Charles R.....	1976-77
Folkner, Andrew.....	2007-08
Fonts, Eladio L.....	1957
Ford, Gregory N.....	1981-82
Ford, Jeffrey S.....	1969-70-71
Ford Jr., Sidney B.....	2000-01-02
Foret, Russell A.....	1959-60-61
Forrester, Wallace.....	1924-25
Fortier, Edmund A.....	1979-81-82
Fortier, Michael E.....	1964-65-66
Fortune, Elliott D.....	1992-93-94
Foschi, John Paul M.....	2000-01-02-03(c)
Foster, Sheldon D.....	1965-66
Foster, Stephen F.....	1968-69-70
Fox, Keyaron J.....	2000-01-02-03
Fox, Sheldon J.....	1978-79-80
Foy, William S.....	1973
Frakes, David H.....	1994-95-96-97
Franklin, Weston.....	2021-22-23
Frederick, Kyle W.....	1990-91
Freeman, KeShun.....	2014-15-16-17(c)
Freeman, Russell W.....	1989-90-91
Freer, Henry.....	2022-23
Frey, Roger A.....	1952-53
Friday, Raymond J.....	1978-79
Frierson, Martin.....	2006-07-08-09
Frizzell, Everett E.....	1949-50
Fromayan, Eason.....	2014-15-16
Fry, Erick J.....	1989-90-91-92
Fry, F.E.....	1933
Frye, C.A.....	1921-22-23
Fulcher, Sim B.....	1957-59
Fulcher, William M.....	1953-54-55
Furchgott, M.H.....	1943-44
Furlow, T.M.....	1937-38
Fusile, Joe.....	2022-23 (c)

G

Gaines, H.D.....	1944-45-46
Gaiver, W.E.....	1919-20
Gallagher, James J.....	1988-89-90-91
Galloway, C.M.....	1931-32-33
Gamble, Patrick.....	2013-14-15-16
Gann, Stanley V.....	1960-61-62
Gardner, Adrian.....	2014
Gardner, Andrew J.....	2005-06-07-08 (c)
Gardner, Ellis P.....	1979-80-81-82
Gardner, G.C.....	1922-23-24(c)
Gardner, Richard W.....	1968-69-70
Garrett, James W.....	1975-76
Gariety, Tony L.....	1990
Garner, Robert D.....	1993-94-95
Garside, Troy R.....	2006-07-08
Gast, Darrell.....	1983-86-87
Gaston, Joe L.....	1971-72
Gaston, Joseph H.....	2003-04-05-07
Gaston, R.W.....	1943
Gathers, Gregory A.....	1999-00-01-02
Gause, Andrew Loyall.....	2005
Gebhart, Smylie L.....	1969-70-71
Gee, Khari.....	2022
George, Vincent B.....	1979-80-81-82

Geren, Preston, M.....	1972
Gerhardt, Alfonso W.....	1965-66-67
Gibbs, Jahmyr.....	2020-21
Gibbs, Wesley W.....	1956-57
Gibney, Richard B.....	1972-73-74-75(c)
Gibson, E.H.....	1933-34-35
Gibson, James L.....	1966
Gibson, W.C.....	1937-38-39(c)
Gibson, Zach.....	2022
Giddens, Scott.....	1991
Gilbert, Joseph.....	2008-09
Gilbreath, George C.....	1949-50
Gilchrist, Jerry M.....	1989-90
Gilliam, Venice L. Thomas.....	2002
Gilliland, Robert F.....	1952
Gilmer, C.L.....	1938
Givens, Benjamin F.....	1951-52-53
Glad, Maurice L.....	1966-68
Glanton, Brentavious.....	2016-17-18-19
Glanton, T. Keith.....	1981-82-83-84
Glazier, Weyman A.....	1955-56
Glendenning, L.B.....	1935
Glenn, Jack.....	1931
Glenn, John.....	1924
Glenn, L.E.....	1944-45-47-48
Glisson, Alan A.....	1965-66
Glover, R.G.....	1915-16
Glover, William.....	1999-00-01-02
Godhigh, Robert.....	2010-11-12-13
Godsey, George R.....	1998-99-00-01(c)
Goodwin, Walter.....	1924-25
Godwin, Jason.....	1994
Gold, Scott H.....	1990-91
Golden, Jamal.....	2011-12-14-15
Goldsmith, J.W.....	1930-31-32
Good, Larry V.....	1966-67-68
Gooding, H.T.....	1932
Goodroe, Robert S.....	1958
Gookin, Richard B.....	1954-55-56
Goolsby, Brent S.....	1989-90-91-92
Gordon, Dayton.....	2022-23
Gore, A.W.....	1914-15
Gore, C.P.....	1939-40
Gore, C.P.....	1909-10-11
Goshay, Derek B.....	1989-90-91-92
Goss, Harry.....	1952
Gossage, Tommy L.....	1953-54-55
Gossage, Walker E.....	1951-52-53(c)
Gossett, A.H.....	1945
Gotsis, Adam.....	2012-13-14-15(c)
Grace, Mike.....	1976
Graham, James.....	2019
Graham Reggie S.....	1992
Graham, Zollie S.....	1970
Granade, Kasey.....	1999
Granger, H.G.....	1921
Graning, Charles H.....	1959-60-61(c)
Grant, Lawton E.....	1951
Grant, Walter B.....	1953-54-55
Grant Rashaun A.....	2004-05-06-07
Grantham, John M.....	1998
Gray, A.J.....	2015-16-17
Graydon, E.D.....	1929
Green, J.J.....	2016-17
Green, Jerome A.....	1956-57-58

Green, Robert Sterling.....	2001
Green, Shawn.....	2011-12-13-14
Greene, Jeff.....	2011-12
Greer, David L.....	1974
Gregory, Sean A.....	1998-99-00-01(c)
Gresham, Thomas S.....	1965-66
Gresham, William J.....	1962-63-64 (c)
Griffin, Chris.....	2014
Griffin, Corey.....	2014-15-16-17
Griffin, Edward D.....	1961-62
Griffin, J.S.....	1946-47-48-49
Griffin, Jamious.....	2019-20-21
Griffin, JaQuon.....	2019-20-21
Griffin, Lynn.....	2013-14-15
Griffin, Sedric.....	2006-07-08-09
Grimes, Bill R.....	1960
Grosz, Esmond A.....	1987-88
Grubbs, Ronald L.....	1961
Gubba, Matthew S.....	1995-96-97-98
Guill, M.F.....	1916-17-19
Gunter, George S.....	1968-69-70
Guthrie, Dallis R.....	1960-61-62
Guyon, J.N.....	1917-18
Guyton, Gary D.....	2004-05-06-07
Gwinn, Derek.....	1980-81-82-83
Gwynn, Robert S.....	1968

H

Hackett, R.W.....	1935
Haddock, Terry Edmond.....	1963-64-65
Hair, Henry R.....	1951-53-54
Haley, William T.....	1978-79
Hall, Andrew S.....	2000-01
Hall, KaMichael C.....	2003-04-05-06
Hall, H.E.....	1923
Hall, Hassan.....	2022
Hall, Joseph A.....	1951-52-53
Hall, Robert L.....	2006-07-08-09-10
Hamilton, Joseph F.....	1996-97-98-99(c)
Hancock, J.K.....	1940-41
Hansen, Conner.....	2018-19
Hand, Wesley R.....	1963
Haney, Christopher M.....	1993-94-96
Hankins, Beau.....	2013-14-15
Hardeman, Windle L.....	1951-52-53
Harden, Wesley C.....	1975
Hardie, Gary E.....	1976-77-78
Hardin, Allen.....	1950-51
Hardison, C. Hugh.....	1951
Hardwick, Joseph W.....	1968-69-70
Hardy, H.B.....	1941-42
Hardy, William R.....	2003
Hargrove, Anthony L.....	2001-02
Harkey, Stephen D.....	1968-69-70
Harlan, J.W.....	1917-19-20-21
Harper, W.Z.....	1943
Harrell, Anthony.....	2012-13-14
Harrington, Mike.....	1982-84
Harris, Ali G.....	1991-92
Harris, Bobby G.....	1959
Harris, F.G.....	1923
Harris, Joseph A.....	1972-73-74(c)
Harris II, Kevin.....	2021-22-23
Harris, Leslie.....	1996-97(tr)
Harris, Mackel J.....	1976-77-78-79

ALL-TIME LETTERWINNERS

Harris, Marcus.....	2007
Harris, Peje'.....	2019-20-21-22
Harrison, Anthony.....	1983-84-85-86
Harrison, C.G.....	1943
Harrison, Danny K.....	1987-88-89
Harrison, M.E.....	1947-48-49
Hart, J.W.....	1930-31-32
Hartley, M. Clayton.....	2000-01-02
Harvey, Ahmari.....	2022-23
Harvin, Charles R.....	1948-49-50
Harvin, Harry T.....	1965-66-67
Harvin III, Pressley.....	2017-18-19-20
Harwood, James G.....	1962
Hatch, Jermaine.....	2000-02-03
Hauck, A.E.....	1929
Hawkins, James D.....	1964
Hawkins-Anderson, Jair.....	2017
Haycock, Michael S.....	1962
Hayes, J.A.....	1914
Haygood, Jimmy.....	1968
Hays, L.C.....	1934-35-36
Haynes, Jamal.....	2022-23
Head, Anthony L.....	1974-75-77
Healy, Robertson L.....	1970-71-72
Healy, W.R.....	1942-46-47(c)-48
Hearn, Andy.....	1984-85
Hearn, W.W.....	1926
Hefflin, Malcolm D.....	1978-79
Heggs, Marlon.....	1979-80
Helinger, Kerry S.....	1970
Heller, Louis J.....	1966
Heller, Will S.....	2000-01-02
Helm, Michael G.....	1977-78-79
Helmer, Percy C.....	1967-69
Helms, J.A.....	1941-42-45
Helzer, C.W.....	1944
Hemingway, Keegan.....	2020
Henderson, Eric C.....	2002-03-04-05(c)
Henderson, Jaquan.....	2017-18-19
Henderson, Kevin.....	1984-85
Henderson, Steven M.....	1978-79-80-81
Hendley, Daniel R.....	1965
Hendrix, David T.....	1991-92-93-94
Henefield, George P.....	1972
Hennessey, Alan W.....	1971-72
Henry, Georgia W.....	1964-65-66
Henry, Urban A.....	1956-57

**Joe Harris (1972-74)**

Hensley, Sam P.....	1951-52-53
Henson, Douglas C.....	1978-79
Herron, E.D.....	1928-30
Hertenstein, James M.....	1969
Hester, Marvious D.....	1999-00-01-02
Hicks, David L.....	1986-87-88-89
Hicks, John H.....	1951
Hickson, Donald N.....	1991-92-93-94
Higgins.....	1917
Higgins, Hal F.....	2001-02-03
Hightower, J.T.....	1919
Hightower, W.H.....	1918
Hill, A.B.....	1915-16-17
Hill, Andrew.....	1975-76-77-78
Hill, D.....	1907-08-11
Hill, Deon.....	2011-12-13-14
Hill, Harold C.....	1965-66
Hill, Jason.....	2007-08
Hill, Kent A.....	1976-77-78
Hill, M.E.....	1943
Hill, Richard.....	1973-74
Hill, Stephen.....	2009-10-11
Hillmeyer, Greg.....	1984
Hills, G.B.....	1943-44-45
Hills, Richard.....	1985-86-87
Hinojosa, Roberto.....	2015
Hinson, Wayne D.....	1974
Hoats, John R.....	1969-70
Hodge, Bobby G.....	1981-82-83
Hoffman, Marvin D.....	1969
Hogan, Mark.....	1983-84-85
Holiday, Hobie L.....	2000-01
Holland, R.F.....	1925-27-28
Hollander, Robert E.....	1966
Hollings, Tony T.....	2000-01-02
Hollomon, Curtis J.....	1996-97-98
Holmes, Keith F.....	1987-88-89-90
Holt, Clifford R.....	1960
Holt, F.L.....	1929-30
Holton, Fred.....	2010
Holtsinger, E.M.....	1944-45
Honeycutt, Bradley T.....	2002-03-04-05
Hood, E.J.....	1925-26-27
Hood, R.E.....	1935
Hook, L.W.....	1946-47-48
Hoover, C.M.....	1943
Horn.....	1926
Hornbuckle, Robert E.....	1969
Horne, Gregory K.....	1971-72-73
Horton, Robert.....	1980-81-82-83
Horton, Tommy.....	1967
Houck, J.F.....	1945
Houston, Reuben J.....	2002-03-04-05
Howard, Cordaro.....	2006-07-08-09
Howard, Jeffrey A.....	1990-91-92
Howard, Jerry.....	2017-18-19-20
Howard, Walter E.....	1958-59-60
Howell, Kenneth R.....	1979-80-81-82
Howington, Dan.....	1980-81
Huddleston, Gregory D.....	1972-73
Huff, Charles F.....	1954-55
Huff, Jaen.....	2021
Huff, Jordan.....	2020
Huffines, R.D.....	1918-19-23-24
Hughes, Eddie L.....	1969-70-71

Hughes, Ralph J.....	1994-95-96-97
Hughley, Kelvin K.....	1999
Humphreys, George W.....	1952-53-54
Humphreys Jr., Henry C.....	1948-49-50
Hunsinger, John S.....	1953-54
Hunt, A.T.....	1921-22-23
Hunt, Alex.....	1950-51-52
Hunt IV, Alexander Trotter.....	1998
Hunt, Cheyenne.....	2018
Hunt-Days, Jabari.....	2012-13-15
Hunter, Mark.....	1973-74-75
Huntley, Sammy L.....	1981-83
Hutchinson, H.G.....	1938
Hutko, Albert J.....	1969-70
Hutto, David M.....	1989-90
Hutton, W.B.....	1912
Hydrick, Lawton A.....	1974-75-76-77
Hyland, Tim.....	1976

I

Inglett, Forest W.....	1965-66
Ingram, Riccardo.....	1984-85-86-87
Inman, Richard E.....	1951-52-53
Irwin, B. King.....	1979
Irwin, F.L.....	1925-26
Isaacs, R.C.....	1929-30-31
Ison, Roosevelt.....	1984-85-86-87
Ison, R.L.....	1938-39-40
Ivemeyer, Bailey.....	2017-18
Ivemeyer, John.....	1982-83-84-85
Ivery, Eddie Lee.....	1975-76-77-78(c)
Ivery Jr., Eddie L.....	2004
Ivey, Jared.....	2020-21

**Eddie Lee Ivery (1975-78)****J**


Jackson, Albert J.....	1995
Jackson, Chris.....	2011-12
Jackson, C. Huntington.....	1992
Jackson, Jaquan.....	2018
Jackson, Johnathan D.....	2001-02-03-04
Jackson, Kyle.....	2008, 2010
Jackson, Quez.....	2019-20-21
Jackson, Reginald P.....	1976
Jackson, Steven A.....	1994-95-96
Jackson, Thomas E.....	1962-63-64
Jackson, Tre'.....	2015-16-17-18
Jackson, Vernon E.....	1971-72-73

Jackson, Will.....	2010-11-12-13
James, Calvin E.....	1957-58-59
James, Dennis H.....	1967-68-69
James, John E.....	1948
James, Patrick M.....	1985-86-87-88
Jamison.....	1926
Jane, Jay.....	1986-87
Janneh Jr., Abdul.....	2023
Jaracz, Robert.....	1980-81-82
Jarrett, Omarhi.....	2017-19
Jarrett, Roy E.....	1964-66
Jarrett, Robert Tyler.....	1991-92-93
Jasper, Deron.....	2007-08-09
Jefferson, Brad.....	2007-08-09-10 (c)
Jenkins, E.J.....	2022
Jenkins, Herbert R.....	1974-75-76
Jenkins, W.K.....	1909-10
Jenkins, Darryl G.....	1987-88-89-90(c)
Jerkins, Walter T.....	1949
Jeune, Ricky.....	2014-15-16-17
Jobson Jr., Robert W.....	1971
Joe, Errin.....	2014-15
Johnson, C.E.....	1917-20-21
Johnson, Calvin.....	2004-05-06(c)
Johnson, Charles M.....	1974
Johnson, Cleo C.....	1972-73
Johnson, Gary L.....	1999-00-01-02
Johnson, G.L.....	1909-19
Johnson, Isaiah.....	2010-11-12-14
Johnson, Jalen.....	2015-16-17-18
Johnson, James A.....	2005-06-07
Johnson, James H.....	1975
Johnson, James M.....	1974
Johnson, James R.....	1952-55-56
Johnson, Kenan.....	2020-21-22-23
Johnson, Kenton.....	2003-04
Johnson, Lucas.....	2017-19
Johnson, Michael.....	2005-06-07-08 (c)
Johnson, Ryan.....	2020(c)-21
Johnson, Tim L.....	1991
Johnson, Thomas B.....	1990-91-92-93(c)
Johnson, Virgil L.....	1996-97-98
Johnson III, Henry W.....	1976-77-78-79
Johnston, J.T.....	1913-14-15-16 (c)
Jolly, Michael R.....	1976
Jones, A.E.....	1935-36-37
Jones, Andrew Shawn.....	1989-90-91-92 (c)
Jones, Bart.....	1983-84-85-86
Jones, C.D.....	1908
Jones, J.T.....	1930-31-32
Jones Jr., James A.....	1952-53-54
Jones, James D.....	1965
Jones, J. Dante.....	1981-82-83-84
Jones, Lloyd Dwight "Djay".....	2004-05-06-07
Jones, Roddy.....	2008-09-10-11 (c)
Jones, T.G.....	1928-29-30
Jones Jr., Thomas F.....	1971-72-73
Jordan, David M.....	2003-05
Jordan, Dewey E.....	1963
Jordan, Hugh Mitchell.....	1991-92
Jordan, J.A.....	1946-47-48-49
Jordan, J.P.....	1942
Jordan, Matthew.....	2015-16-17
Jordan, R.J.....	1946-47
Jordan, W.H.....	1935-36-37

Jordan, W.W.....	1940-41
Jordan-Swilling, Bruce.....	2017-18-19-20-21
Joseph, Gary V.....	1994-95-96
Josephson, Andrew D.....	1998-99
Jurgensen, Paul.....	1985-86-87

K

Kagawa, Shaun.....	2014-15-16-17
Kallon, Francis.....	2013-14-15-16
Kamp, Matt.....	2007
Karlo, Daniel M.....	1971
Katz, Morris.....	1934
Kaylor Jr., J. Leroy.....	1979-81-82
Keeling, Kane.....	2000
Keener, L.....	1927-28
Keisler, Jeffrey.....	1980-81-82-83
Kelley, John L.....	1975-76-77-78
Kelley, Jude.....	2020-21-22
Kelley, Michael D.....	1978-79-80-81
Kelly Jr., Eddie.....	2003
Kelly, Quincy.....	2007-08
Kelly, Sam.....	1980-81
Kelly, W.J.....	1945
Kelsey, Nathaniel.....	1985-86-87-88
Kemble, Jason A.....	2000-01
Kennard, Kyle.....	2021-22-23
Kent, Austin.....	2021
Kentera, Larry K.....	1979-80-82
Kepano, Anthony H.....	1981-82-83-84
Kercher, Jim.....	1996-97
Kercher, Mark E.....	1976
Kerr, Ajani.....	2017-18-19
Key, Donald Brent.....	1997-98-99-00(c)



Brent Key (1997-2000)	
Kirby, Kenneth.....	2021
Kicklighter Jr., Haven L.....	1964-65-66
Kidd, Charles W.....	1966-67-68
Kidd, John Paul.....	1920-21
Kidney, Tyler.....	2010-11-12
Kilite, James H.....	1966
Kilzer, J.W.....	1943-45-46
Kimsey, Richard A.....	1990-91-92-93
Kinard, William D.....	1966-67-68(c)
King, Brenton.....	2017-19
King, Cliff.....	1924
King, Donald K.....	1965-66-67
King, Haynes.....	2023 (c)

King, Jaylon.....	2019-20-21-22-23 (c)
King, Malcolm.....	1984-85-86-87(c)
King, Miles.....	2007
King, Noah H.....	1998-99
King, Ryan.....	2021-22
Kingrey, Carlo.....	1946
Kitchen, Jimmie.....	2013
Klare, John.....	1984-85
Klock, Trey.....	2015-16
Knapp, Kevin R.....	1998-99
Knight II, Demetrius.....	2019-20-21
Knox, Lambert J.....	1951-52
Konemann, M.J.....	1935-36-37
Koncul, Christopher.....	2001
Koon, Keron Reginald.....	2000-01-02
Kooutsouradis, Cade.....	2022
Kramer, Stephen A.....	1968-70-71
Krish, Zach.....	2008-09-10
Kroll, E. James.....	1973-74-75
Kroner, F.R.....	1931
Kryszon, Guenter.....	1998-99
Kuale, Ejiro M.....	2001
Kuhn, James.....	1941-42
Kupper, Robert G.....	1974-75
Kushon, James E.....	1990-91-92
Kyker, D.C.....	1945
Kyle Jr., George G.....	1974-75-76

L

Lackey, D.E.....	1937-38-39
Lackey, J.D.....	1931-32-33
Ladner, Larry.....	1950
Laikowitz, Larry M.....	1959-60-62
Lagana, John E.....	1965-66-67
Lagod, Chet.....	2019
Laircey, Jim L.....	1969-70-71
Lam, Herman.....	1969-71
Lamar, L.H.....	1918
Lamb, H.W.....	1941
Landers, Mike.....	1994-95
Landry, Dawan F.....	2002-03-04-05
Lands-Davis, Mikell.....	2015
Lane, Chase.....	2023
Lang, R.M.....	1913-14-15-16
Lang, Thomas D.....	1971-72-74
Langstaff Witt.....	1948-49
Lanier, Gary A.....	1976-77-78-79
Lansing, A.R.....	1945-48
Lantz, Toby.....	1982-83
Lantz, Ryan.....	2021
Lantz Jr., Richard W.....	1970-71-72(c)
Lasch, John A.....	1956-57-58
Laskey, Zach.....	2011-12-13-14
Lassiter III, Issac H.....	1965
Lavette, Robert L.....	1981-82-83-84
Lavin, James W.....	1988-89-90
Law, H.G.....	1929-30
Laws, E.E.....	1931-32-33(c)
Lawson, Carl A.....	1989-90
Lawson, Clyde W.....	1959
Lawson, John W.....	1961
Lawston, Anthony L.....	2000-01-02
Laxson, Victor V.....	1961
Lay III, William.....	2019-20-21-22
Lear, Donald J.....	1987-88



ALL-TIME LETTERWINNERS

Leary, Christian.....	2023
LeBey, C.D.....	1920-21
Lederle, Albert J.....	1961
Ledford Jr., Parvin E.....	1963
Leftwich, Jakiah.....	2022-23
Lee, Brian T.....	2000-01-02
Lee, C.L.....	1940
Lee, Garrett P.....	1962-63-64
Lee, Gary.....	1983-84-85-86
Lee, Ivery.....	1983-84-85-87(c)
Lee, Jahaziel.....	2016-17-18
Lee, Rodney J.....	1977-78-79
Lee, Vad.....	2012-13
Leidy, Dale W.....	1979
Lentz, Jeff.....	2009-10
Leonard, Dylan.....	2019-20-21-22-23 (c)
Leone, Christopher M.....	1994
Lester, Gregory J.....	1987-88-90-91
Leuhrman, H.....	1909-10-11
Levens, Herbert Dorsey.....	1992-93(c)
Lewis, Charles M.....	1958
Lewis, Clarence Jamal.....	2004-05-06-07
Lewis, Clifford S.....	1976
Lewis, F.C.....	1909-10
Lewis, John D.....	1990-91
Lewis, Richard O.....	1969-70-71
Lewis, Ronald W.....	1958
Lewis, Terrell.....	2014-15-16-17
Liipfert, James.....	2006-07-08
Lillard, J.B.....	1926-27
Lillie, Michael J.....	1997
Lilly, Sammy.....	1983-84-85-87
Lincoln, James M.....	1991-92-93-94
Lincoln, Robert W.....	1961
Lindsey, J.B.....	1934-35-36
Lindsey, Steven L.....	1987
Lindsley, Charles S.....	1969-70
Linginfelter, William S.....	1955
Littleton, Harry J.....	1961
Lockett Jr., Horace.....	2023
Lockhart, Jon.....	2009-10
Lockhart, Mike.....	2020-21
Loeb, A.L.....	1911-12-13
Loesch, Casey B.....	2001-02
Logan, M.J.....	1943-44(c)
Logan, Mark A.....	2001-02-03-04
Logan, Reginald B.....	1958
Logan, W.W.....	1942
Long, Cade.....	2019-20-21
Long, Joshua W.....	1998
Long, Stanley M.....	1972-73
Lonowski, Jacob L.....	2005-07
Lothridge, Billy L.....	1961-62-63(c)
Lowe, Lawrence D.....	1977-78-79-80
Lowrey, R.O.....	1942
Lubischer, Anthony J.....	1973-74-75
Lucas Jr., J.....	1913-14
Luck, C.F.....	1907
Luck, J.....	1910
Luck, J.K.....	1942
Luck III, James K.....	1970
Luginbill, Thomas C.....	1994
Lukkar, Steven B.....	1975-76
Lumpkin, Roy.....	1928
Luna, R.C.....	1929
Lupton, Dale B.....	1948-49
Lusk, Bob.....	1950
Lutz, David G.....	1979-80-81-82(c)
Lyman, W.P.....	1921-22
Lynch, Clinton.....	2015-16-17-18
Lyons, Matthew A.....	1950-51-52
Lyons, Preston.....	2009-10-11
Lyons, R.M.....	1934

M

Mason Jr., Rausey W.....	1957-58
Massey, Robert.....	1984-85-86-87
Massey, Spence.....	2020
Mathews, George.....	1944-45-46-47
Mathias, Clark.....	1915-17-18
Mathis, Jeffrey D.....	1986-87-88-89
Matlock, John R.....	1961-62-63
Mathews, Michael.....	2004-05-06
Mathews, W. Clay.....	1947-48-49
Mathews, Zach.....	2015-16-17
Mattison, Richard C.....	1954-55-56
Matvay, Russell.....	1998-99-00-01
Mauck, H.M.....	1914-15-16
Mauldin, Tim.....	1984-85
Maynard, Charles N.....	1956-57
Maye, Michael.....	2019-20-21-22
Mays, Jerry D.....	1985-86-88-89(c)
Mays, Reggie.....	1983
Mayton, John A.....	1969-71
McAden III, Rufus Y.....	1962
McArthur, J.R.....	1930-31-32
McAshan III, Eddie.....	1970-71-72



Eddie McCashan (1970-72)

McCabe, Richard.....	2001
McCaskill, Robert M.....	1974-75
McCauley, George R.....	1955
McCawley, Taylor.....	2020-21-22
McClary, Jeremiah.....	1987-88-89-90(c)
McClellan, Austin.....	2015-16
McCloskey, Frank.....	1968-69-70-71
McCollum, Nate.....	2020-21-22
McCommons, Stephen R.....	1976-77
McConnell, F.....	1922-23
McCord, D.E.....	1913-14
McCoy, Delma S.....	1964-65-66
McCoy, Robert H.....	1947-48-49-50
McDaniel III, William D.....	1974-75
McDevitt, Sean L.....	1986-87-88
McDonald, Alf.....	1912-13
McDonough, J.J.....	1919-20-21-22
McDowell, M.C.....	1908
McDuffie, Dylan.....	2022
McElroy, Joshua.....	1999
McGaughy, William C.....	1959-60-61(c)
McGee, Curtis L.....	1993-94-95-96(c)
McGill, Jason.....	1990-91-92
McGowan, Kyric.....	2021
McGuire, Xavier R.....	2003-04-05-06

McHugh, W.P.	1941-42-46
McIntosh, J.C.	1944-45-46(c)
McIntyre, J.F.	1921-22-23(c)
McKay, Antonio	1983
McKayhan, Daniel	2009-10-11
McKee, J.W.	1929-30-31
McKenzie, Michael A.	1971-72-73
McKinley, J.E.	1934-35
McKinney, R.H.	1945-46-47-48
McKinney, William S.	1958-59
McKinnon, Bobby	1968
McLaughlin, Mark P.	1972-73
McLeod, William L.	1972-73-74
McManus, Nathan P.	2004-05-06-07
McNair, Tremayne	2011-12-13-14
McNamara, Kevin M.	1970-71-72
McNames, Patrick M.	1960-61-62
McNearney, Sam	2014
McPhaul, L.G.	1908
McRae, D.F.	1925-26
McRae, Nick	2009-10-11-12
McRee, C.A.	1921
Means, C.P.	1908
Means, E.B.	1911-12-13
Meiguez, Tyson	2020-22-23
Melton, Tyler	2008-09-10-11
Melvin, Lamar C.	1966-67
Melvin, Michael	1985-86-87
Mendheim, James R.	1961-62-63
Menegazzi, Paul D.	1981-83-84
Menger, Johnny V.	1953-54-55-56
Menocal, Nick	2011-12-13
Mercer, Michael K.	1972-74
Merchant, Emmett A.	1988-89-90-91
Meridieth III, Lonnie L.	1978
Merkle, Gus	1924-25
Merritt, James	1990
Merrivweather, Tyler	2014-16-17-18
Messick, Antonio	2014-15-16-17
Middlebrooks, Jack S.	1965
Middleton, Harvey	1994-95-96-97(c)
Milam, Woodrow M.	1989-90-91-92
Miles, Carl	2010
Miles, Jermaine L.	1995-96
Miller, Chris	2020-21-22
Miller, Don E.	1954-55-56
Miller, Hal	1950-51-52
Miller, Matthew L.	1997-98-00
Miller, Veryl E.	1989-90
Miller Jr., Biri B.	1972-73
Milligan, Harry	1931
Mills, Dedrick	2016
Mills, H.F.	1943
Milo, Michael W.	1971
Milton, Chris	2012-13-14-15
Minihan, Mikey	2019-20-21
Minter, Michael M.	1995-96
Mitchell, Brant	2015-16-17
Mitchell, Christopher M.	1969
Mitchell, LaShon D.	1994
Mitchell, Ross	1998-99-2000-01(c)
Mitchell, R.M.	1945
Mitchell, W.M.	1921-22
Mitchell, Wade T.	1953-54-55-56(c)
Mizell, L.W.	1927-28-29

Moala, Paul	2023
Modrak, Frank M.	1976
Molina, Yoel	1993-96
Momon, Clinton	1977-78-79
Montague, A.F.	1912-13-14
Montgomery, Joe	1982
Moody, Travis	1986-87
Mooney, Michael P.	1988-89-90-91(c)
Mooney, Stephen W.	1979-80-82
Moore, F.B.	1923-24
Moore, George E.	1978-79
Moore, H.	1908
Moore, Jack G.	1969-70
Moore, Jason	2022-23
Moore, Jeremy	2012
Moore, Justin	2011-12
Moore, J.S.	1934
Moore, Nicholas J.	2003
Moore, W.A.	1912
Moorer, W. Daniel	1964-65-66(c)
Moorhead Jr., Robert	1950-51-52
Morehouse, Christopher W.	2000-01-02
Morelock, Delmar, C.	1976
Morgan, Brad	2016-18-19
Morgan, Derrick	2007-08-09 (c)


Derrick Morgan (2007-09)

Morgan, J.P.	1935-37
Morgan, Mark	1980
Morgan, Scott	2018-19
Morgan, Tyler	2009-10-11-12
Moriarty, Patrick J.	1973-74-75-77
Morris, George	1950-51-52
Morris, George W.	1962-64
Morris, Greg A.	1992-93-94
Morris, James L.	1952-54
Morris, Jimmy M.	1953-54-55(c)
Morris, Larry C.	1951-52-53-54(c)
Morris, W.H.	1932
Morrison, D.E.	1914-15-16(c)
Morrison, Mot J.	1954
Morrow, H.K.	1943
Moss, Jack S.	1959-61
Mote, Wayne G.	1985-86-87-88
Muerth, A.M.	1939-40
Mugg, Kenneth E.	1966
Mulherin, Matthew W.	1949
Mullen, William S.	1986-87-88-89
Mumford, Gain E.	1968-69

Munroe, Malcolm	2009-10-11-12
Muns, Michael	2016
Murchison, Jeff	1993
Murdock, C.H.	1944-46
Murphy, Fred J.	1958-59
Murphy, R.W.	1937-38-39(c)
Murphy, T.M.	1922
Murphy, Thomas J.	1964
Murray, J.A.	1931
Murray, James G.	1974
Murray, John A.	1925
Murray, Matthew T.	1978
Murray, Sam D.	1924-25-26
Muyres, Jeremy J.	1999-00-01-02(c)
Muyres, Jon R.	1996-97-99-00(c)
Myddleton, W. Smith	1964-65-66
Myers, Christopher T.	1995-96-97
Myers, Don	1950
Myers Jr., Charles D.	1973-74-75

N

Nabelle, E.G.	1921-23-24
Nabors, Jerry H.	1955-56-57
Nail, Jimmy A.	1959-60-61
Nance, A.S.	1913
Naples, Andrew P.	1974
Nash, Austin	2019
Nealy, Quayshawn	2011-12-13-14(c)
Negus, Dale	1983
Neblett, H.C.	1930-31-32(c)
Neese, Darrell	1991
Nelson, Richard R.	1965-66-67
Nephew Jr., David S.	1975
Nesbitt, Joshua	2007-08-09-10 (c)
Nesbitt, M.M.	1918-19
Nettles, J.E.	1940
Neuber, Cole	2020-21
Neuss, William J.	1991-92-93-94
Newberry, LeShawn	2005-06
New, Wayne C.	1969
Newman, Robert B.	1977-78-79
Nicholl, Michael O.	1959-60-61
Nicholson, Erick M.	1970
Niebanck, Michael E.	1979-81-82
Nilson, Rodney C.	1992
Nix, John P.	1963
Nix Jr., Frank H.	1958
Nixon, J.U.	1935-36-37
Noble, Dominique	2012-13-14-15
Noe, James M.	1955
Nolan, James S.	1946-47-48
Nordmann, Patrick	2010
Norris, Kalani	2019-21
Norris, Steven H.	1969-70
North, Robert E.	1948-49-50
Norton, Darrell D.	1981-82-83-84
Novak, George A.	1971
Nowell, Hal Gordon (honorary)	1919
Nutting Jr., John E.	1959-60

O

Oenbrink, Robert M.	1969
Okebie, Onu	2010
O'Kelley, C.S.	1945



O'Leary, Timothy.....	1991
O'Leary, Martin.....	2001
Olive, Sammy R.....	1979-80
Oliver, Adam L.....	2004-05-06-07
Oliver, Braelen.....	2023
Oliver, Brandon.....	2013-14-15
Oliver, Kaleb.....	2018-19-20
Oliver, Tobias.....	2018-19-20-21
Olson, J.W.....	1945
Oltz, H.F.....	1927
O'Neal, John F.....	1978
O'Neill III, John C.....	1969-70-71
O'Neill Jr., John H.....	1948-49
O'Neill, Michael O.....	1961
Ornwualu, Denis.....	2015
O'Reilly, Thomas.....	2013
Orr, Jeffrey E.....	1977
Osborne, Terrell H.....	1977-78
Oven, John M.....	1970-71-72
Owen, Charles L.....	1987-88-89
Owen, Kenneth S.....	1954-55-56
Owens, Antwan.....	2017-18-19-20
Owens, Phillip A.....	1979
Owings Jr., James B.....	1971-72-73

Perdoni, Renso G.....	1969-70
-----------------------	---------



Rock Perdoni (1969-70)

Perkerson, J.G.....	1933-34
Perkerson, L.N.....	1939
Perkins, Charles.....	2011-13-14
Perkins Jr., Thomas B.....	1978-79
Perry, Elton P.....	1954
Perryman, Nathan.....	1993-94-95-96(c)
Person III, James W.....	1968-69
Peters, Jason.....	2008-09-10-11
Petersen, W.B.....	1931-32-33
Peterson, Michael.....	2008-09-10-11
Petit, J.W.....	1946-47-48
Pettis, Terry L.....	1987-88-89-90
Pharr, Stephen B.....	1989-90-91(c)-92(c)
Phenix Jr., H. Rees.....	1952-54
Phillips.....	1919(c)
Phillips, D.J.....	1932-33-34(c)
Phillips, G.M.....	1915-16-17-19(c)
Phillips, J.R.....	1943-44-46-47
Phillips, Jeremy M.....	2002
Phillips, Michael D.....	1981-82-83
Phommachan, Taison.....	2022
Pierce, Jeffrey A.....	1978-79-80-81
Pike, Mark.....	1982-83-84-85
Pilgrim, Raymond W.....	1957-58-59
Pitler, Zachery P.....	1994
Plaster, R.A.....	1940-41-42(c)
Polk, Charles D.....	1968-69
Poole, George.....	1950-51-52
Poole, J.M.....	1932-33
Poole, W. Owen.....	1924-25-26 (c)
Poole, Sean.....	2010-11-12-13
Pope, E.G.....	1946-47-48-49
Pore, Albert.....	2001
Porter, C.E.....	1912
Porter, Joel E.....	1973-74-75-76
Porter, John K.....	1983-84-85
Porter, John T.....	1986-87
Pounds, Cleve.....	1982-83-84-85
Powell, David C.....	1998
Powell, James R.....	1959-60
Powell-Lee, Clayton.....	2022-23
Powers, Steven.....	2007
Prather, Robert S.....	1963
Preas, J.H.....	1913-14-15-16
Preston, C.B.....	1934-35-36
Pretz, Dick.....	1950-51-52

Price, Elbert L.....	1966
Price, Elliot A.....	1974-75-76
Price, Mitchell.....	1993
Priestley, Jerry M.....	1963-64-65
Prokop, E.S.....	1942-43
Pund, H.R.....	1926-27-28(c)
Putnal, Stephen S.....	1971-72-73
Pyron, Zach.....	2022-23

Q

Queen, William L.....	1947-48-49
Quick, Pierce.....	2022
Quigg, B.G.....	1939-40
Quinn, Martin.....	1993
Quinney, Zach.....	2018-19-20(c)
Quinton Jr., Billy D.....	1977

R

Raible, Steven C.....	1973-74-75
Raine, J.M.....	1935
Rainey, H.W.....	1913
Rampley, C. Todd.....	1985-87-88
Randolph, R.L.....	1926-27-28
Rank, Matthew B.....	1978-79-80
Rassau, Thomas J.....	1974
Rathbun, Ira.....	1950
Ratterman, G.A.....	1920
Ray, Darryl.....	1989-90
Rawlins, Ricky A.....	1973
Read, R.C.....	1927
Reardon, Joseph W.....	2003
Reford, David E.....	1951-54
Reed, John N.....	1957-58-59
Reed, Lamont S.....	1993
Reese, Dominique.....	2007-08-09-10
Reese, James C.....	1990
Reese, Larry C.....	1976-77-78
Reeves, H.L.....	1923
Reeves, Robert.....	1924
Register, Gerry G.....	1974
Reid Jr., James E.....	2004-05
Reid, Lee R.....	1959-60-61
Reid, Rashaad.....	2008-09-10-11
Reid, R.C.....	1926
Reilly, Hugh O.....	2000-01-02-03(c)
Reis, Christopher E.....	2002-03-04-05(c)
Reuben, Etinosa.....	2023
Rey, Azende.....	2021
Rhino, Chappell.....	1950-51-52
Rhino, Daniel V.....	1974-75-76
Rhino, Kelley W.....	1999-00-01-02
Rhino, Randall P.....	1972-73-74
Rhodes, Matthew D.....	2004-05-06-07
Rhodes, Robert M.....	1988
Rice, Anthony L.....	1990-91-92-93
Rice, Ronald.....	1980-81-82-83
Richard II, Darryl.....	2004-06-07-08 (c)
Richards, C.P.....	1939
Richards, Charles James.....	1994
Richardson, Alpette.....	1975-78-79
Riddle, Dave.....	1982
Riggle, John O.....	1969-70
Riles, Wayne J.....	2006
Rimmer, Walter.....	1937-38

P


Page, J.A.....	1937-38
Page, P.F.....	1942
Page, Warren Craig.....	1996-97-98
Paige, Jamal.....	2009-10
Pair, R.H.....	1939
Pallman, Charles M. (Chip).....	1968-69-70
Palmer, Thomas M.....	1985-86-87-88
Papushak, Jeffrey A.....	1991-92-93-94
Paquette, Alex.....	2007
Parham, R.S.....	1926-28
Parker, Edward H.....	2005
Parker, Ken.....	1982-83-84-85
Parker, Stacy J.....	1989-90-91-92
Parker, Travis A.....	2002-03-04
Parise, Ron.....	1972
Pasanello, Dave.....	1983-84
Paschal, William A.....	1942
Paschal, William A.....	1962-63-64
Pass, James R.....	1975-76-77(c)
Patelles, Lucas.....	2019
Patterson, Donald R.....	1976-77-78(c)
Patterson, H.W.....	1908-09-10-11
Patterson, Jack D.....	1951-52
Patton Jr., George Lee.....	1994-95
Patton, J.S.....	1913-14
Patton, James W.....	1947-48-49-50
Paul, Jerry L.....	1968
Pauline, James V.....	1965
Paynem, Robert G.....	1975
Pearson, Toby.....	1984-85-86-87
Peek, Colin D.....	2005-07
Peek, J.W.....	1945
Peeler, T.B.....	1931
Peeler, Patrick.....	1993
Peeples, Embry.....	2008-09-10-11
Peeples, Joel T.....	1977-78-79-80
Pendley, Nick.....	2021
Penley Jr., James W.....	1965-66-67
Peoples, Kevin L.....	1989-90-91-92

Ritter, W.O.	1943-44
Rivera, Malik	2018
Roberson, Avery R.	2004-05-06-07
Robert, L.W.	1907
Roberts, C.H.	1933-34
Roberts, Chase	2013
Roberts, Linwood	1954
Roberts, Roderick D.	1996-97-98
Roberts, S.A.	1935-37
Roberts, Zach	2018
Roberts-Blake, Raymond A.	2000-01-02 (c)
Robertson, Darrell T.	2004-05-06-07
Robertson, Greg	1985
Robertson, Justin E.	1995-96-97-98
Robinson, C.B.	1909-10
Robinson II, Corey	2022-23
Robinson, Donald R.	1971-72-73
Robinson, James P.	1972-73-74
Robinson, Josh	2021-22-23
Robinson, Leon A.	2001-02-03-04
Robinson, Robie	1950
Robinson, Tony	1997-98-99-00
Robison Jr., David M.	1956-58
Rochester, Denny A.	1979-81-82
Rocker, Albert	2008-09-10
Rodgers, Franklin C.	1951-52-53
Rodriguez, Robert E.	1989-90-91-92
Rodwell, Ryan	2012-14-15-16
Rogers, Alan	1980
Rogers, Bill	1980
Rogers IV, Charles B.	1965
Rogers, Eugene Jackson	2002-03
Rogers, J.R.	1917-18
Rogers, John E. "Charlie"	1995-96-97-98(c)
Rogers, Nicholas Q.	1999-00-01(c)
Rogers, Phillip F.	1995-97-98-99
Rogers, Ronald W.	1994-95-96-97(c)
Rogers, Stuart	1980-81-82-83
Rogers, Travis W.	2005
Rollins, Robert T.	2005
Roof, Terence E. "Ted"	1982-83-84-85(c)
Roof, T.D.	2017
Rook-Chungong, Rod	2014-15-16
Roper, Bradley R.	1977-78
Rosamilia, Mike	1983-84-85-86
Rosamond, W.I.	1935
Rose, John L.	1975-76
Rose, Thomas E.	1955-56-58
Rosinski, Michael D.	1970
Ross, Arthur E.	1950-51
Rotenberry, Paul D.	1954-55-56
Rountree, A.J.	1914
Rowe, Jonathan	2003
Rowlett, Mark	1977
Rucker, Charles A.	1974-75-76-77
Rudolph, Coleman H.	1989-90-91-92(c)
Rudolph, Jake	1950-51-52
Rudolph, John L.	1957-58-59
Ruffin, Larry W.	1951-52-53
Rush, Angelo	1989-90
Rusk, W.	1927-28-29(c)
Rutherford, Bruce F.	1969-71
Rutherford, Malik	2022-23
Rutland, Reginald	1983-84-85-86
Ryans, Curtis	2019-20
Ryckley, A.E.	1941-42

S

Sackett, G.W.	1934
Saint-Amour, Anree	2015-16-17-18
Sale, Oliver H.	1954-55
Salem, Richard	1981-82-83
Salisbury, Kevin M.	1986-87-88-89
Salome, Joe M.	1950
Sammons, David	1994
Sampson, Michael J.	2002
Sanders, Adonias	2019-20-21
Sanders, C.R.	1939-40-41 (c)
Sanders, Hugh A.	1964
Sanders, Leavitt F.	1972-73
Sanford Jr., Lucius M.	1975-75-76-77 (c)
Santospago, Louis F.	1968
Sargent, John A.	1972-73-74
Saunders, Jalen	2014-15
Saussy, Hugh	1924
Scales III, Herbert K.	1974-75-76
Scarboro, D.D.	1918-19-20-21
Scharfschwerdt, E.	1943
Scharfschwerdt, William R.	1949
Schmidgall, David E.	2000-01
Schmidt, Robert K.	1978-79
Schnitzer, Ray L.	1974-75-76-77(c)
Schroeder, Christian	2003
Schroer, John W.	1964-65-66(c)
Schultz, Mark H.	1980-81-82
Schwetje, Craig	1993
Scott, Kenneth M.	2003-04-05-06
Scott, Franklin R.	1990-91-92
Scott, Makius	2021-22-23
Scott, Rusty	2013-15
Scotton, Stefan D.	1987-88-89-90
Scully, David	2011-12
Scully, Dennis W.	1972-73
Seager, Tim	2013-15
Seamon, Robert B.	1966-67-68
Searcy, Qua	2015-16-17-18
Seither, Brett	2023
Selemba, Josh	2017
Sellers, Bradley A.	2006-07-08-09
Sellinger, Frank L.	1965
Sendobry, Doug	1985-87
Sennett, Bill	1953-54
Senules, Edward A.	1975
Senter, J.C.	1914-15-16
Sernulka, Leonard S.	1975
Serpico, Matt	2014
Sessions, Lee	1924
Seward Jr., James P.	1962-63-64
Sewell, Charles D.	1963-64
Sewell, Donald R.	1976-77-78
Sexton, Frank M.	1961-62-63
Sexton, Thomas K.	1976-77
Seymore, Taye	2023
Shamburger, Ellis L.	1954
Shamburger III, Ellis L.	1975-76-77-78
Shanahan, David	2021-22-23
Shank, Donald P.	1973-74-75
Shank, Jeffrey E.	1977-78 (c)
Sharp, Anthony Scott	1994
Sharpe, John F.	1963
Shaver, T.W.	1917
Shaw, C.F.	1933-34
Shaw, C. Brandon	1995-96-97
Shaw, Gene	1938-39-40
Shaw, Jared "Jaybo"	2008-09

Shaw, William L.	1958-59-60
Sheffer Jr., Powell P.	1949-50-51
Sheffield, Mark J.	1979-80-81-82
Sheldon, R.W.	1941-42
Shell Jr., John W.	1963
Shelley Jr., Rodney	2022-23
Shepard, Derrick L.	1994-95-96-97
Sheppard, Steve V.	1975-76-77
Sheridan, Michael A.	1995-96-97-98
Sheridan, Robert E.	1961
Sherman, Robert G.	1951-52-53
Sherrill, Jeff	1986
Shields, William D.	1972-73-74
Shiver, David N.	1968-69-70
Shoemaker Jr., Jacob W.	1952-53
Shook, Claude E.	1965-66-67
Showell, Avery	2019-20
Showman, Mark A.	1975-76
Shuberg, David A.	1992
Shuler, Theodore R.	1951-52
Shulman, I.	1927-28
Shuman, Jimmy H.	1960
Sias, John R.	1966-67-68
Sides, James V.	1959-60
Siffr, Joseph C.	1987-88-89-90
Simerville, Lester T.	1957-58
Simmons, Antonio	2014-15-16-17
Simmons, Charlie	1991-93-94
Simmons, Christopher	1987-88-89-90
Simmons, David A.	1962-63-64
Simmons, DeShaun Z.	1995-96-97
Simmons, Lamont	2016-17-18
Simmons, Roy F.	1975-76-77-78
Simons, James S.	1977-78-79
Sims, David B.	1974-75-76
Sims, David	2010-11-12-13(c)
Sims, Jack	1986
Sims, Jeff	2020(c)-21-22
Sims, Myles	2019-20-21-22-23
Sims, Quentin	2009
Sims, T.F.	1935-36-37(c)
Sims, W.E.	1937
Sinclair, B.W.	1909-10
Singleton Jr., Eric	2023
Singleton, Timothy M.	1957
Siricy, Walter Z.	1960-61-62
Sisson, Scott O.	1989-90-91-92


Scott Sisson (1989-92)

Skalko, John J.	1972-73
Skelton, Lancen S.	1978-79-80-81 (c)



ALL-TIME LETTERWINNERS

Skov, Patrick	2015	Stallings, Larry.....	1960-61-62
Slaten, R.L.....	1942-46-47	Stallworth, Cedric T.....	1985-86-87-88 (c)
Sloan, B.H.....	1929	Stallworth, Dexter.....	1994-95-96
Slocum, J.R.....	1931-32-33	Stamps Jr., Charles W.....	1972
Smales, Bill.....	1985	Stanfill, Tom.....	1980-81-83
Smelter, DeAndre	2013-14	Stanley, Jimmy.....	1980-81
Smith, Andrew W.....	2005-06-07-08	Stansbury, M. Todd.....	1981
Smith, Austin J. "A.J.".....	2005-06-07-08	Stanzione, Rich.....	2019
Smith, Ben S.....	1959-60	Stargel, Tyler.....	2013-14-15
Smith, Brad.....	1985	Staton, A.H.....	1919-20-21-22
Smith, C.B.....	1907	Staton, J.C.....	1920-21-22-23
Smith, C.S.....	1926-27-28	Steadman, David A.....	1961
Smith, Carlos L.....	1994-95	Steagall, Derrick L.....	1993-94-95-97
Smith Jr., Daniel J.....	1957-58-59	Steber, John W.....	1943(c)
Smith, Daryl L.....	2000-01-02-03(02)	Steele, John A.....	1974-76-77
Smith, David.....	2004	Stegall, C.R.....	1912
Smith, Demond.....	2012-13-14-15	Stegall, William David.....	1988-89-90-91
Smith, Devon.....	2019-20	Stein, Wilbur.....	1941-42-43
Smith, Dontae.....	2019-20-21-22-23	Stephens, Rodriquez L.....	1984-86-87-88
Smith, Forrest.....	1945	Stephenson, Donald P.....	1955-56-57(c)
Smith, Fred.....	1950	Stevens, James A.....	1972-73
Smith, George B.....	1936-37-38	Stevenson, Joel C.....	1966-67-68(c)
Smith, Giles R.....	1964-65-66	Stevenson, Robert O.....	1971-72-73
Smith, Gregory J.....	2006-07-08	Stewart, Brad.....	2015-16-17-18
Smith, H.R.....	1947-48	Stewart, Gavin.....	2020-21-22-23
Smith, James R.....	1972	Stewart, Ryan E.....	1992-93-94-95(c)
Smith, Jeffrey L.....	1973	Stickler, Jake.....	2016-17
Smith, Johnny S.....	1977-78-79-80	Still, J.E.....	1946-47
Smith Jonathan D.....	2000-01-02-03	Stimson, Nathan K.....	1996-98
Smith, Kamau Kofi.....	1995-96-97-98(c)	Stokes, Ivey J.....	1978-79-80
Smith, Michael C.....	1991-92-93-94	Stone, Akelo.....	2020-22
Smith, Murry D.....	1974-75-76	Stone, Robert M.....	1957-58
Smith, Orwin.....	2009-10-11-12	Story, Lyles W.....	1966-67-68
Smith, O.D.....	1934	Stover, Clarence B.....	1980
Smith, Phil.....	2009-10-11	Stradley, Jim.....	1986
Smith, Sean W.....	1986-87-88-89	Strain Jr., Lee O.....	1959
Smith, Ted N.....	1955-56-57	Street, W.O.....	1934-35
Smith, Trey.....	2017	Strickland, David L.....	1976-77
Smith, W.D.....	1918	Strickland, R.E.....	1929-30
Smith, W.N.....	1943	Strickland, Vernon.....	1994-95
Smoots, Jonathan.....	1983	Stroebel, Trevor.....	2013-14
Smrekar, Jacob.....	1997	Strohmeier, Richard F.....	1989
Sneed, P.C.....	1914	Strom, Rick.....	1983-84-86-87
Snell, Gary.....	1981	Strom, Robert B.....	1969
Snider, Luke.....	2007	Stroman, Graham L.....	1993-94
Snoddy, Broderick.....	2012-13-14-15	Strupper, George E.....	1915-16-17
Snow, Leonard N.....	1965-66-67	Studdard, Larry G.....	1969-70-71
Snow, Mike.....	1984-85	Sudderth, James T.....	1963
Snyder, Kenneth D.....	1949-50-51	Suggs, Aaron J.....	2002-03
Snyder, W.R.....	1907	Summer, James L.....	1953-54-55
Solomon, Robert S.....	1960-61	Summers, Micheal.....	2013-14
Sorrells, Tyrone.....	1985-86	Sumpter, Levon.....	1978
Southall, Bruce C.....	1970-72-73	Sutton, S.B.....	1939-40-41
Southard, J.W.....	1946-47-48-49	Swaim, James C.....	1968
Southers, Jared.....	2019(c)	Swanson, David H.....	1981
Southerland, Ken.....	1983-84	Swanson, George P.....	1959-60-61
Spalding, J.J.....	1908-09-10	Sweeting, Rod.....	2009-10-11-12
Sparks, R. Stan.....	1981	Swilling, Brady.....	2015-17
Spears Jr., Leon B.....	1951-52	Swilling, Darrell G.....	1988-89-90-91
Speer, F.....	1927-28-30	Swilling, Jerry Kenneth.....	1988-89-90-91
Spence, T.L.....	1914-15-16	Swilling, Pat.....	1982-83-84-85
Spencer, Glenn.....	1982-83-84-85	Swilling, Tre.....	2019-20-21
Spiotta Jr., Eugene J.....	1968-69	Sykes, Lewis W.....	1949-50
Sprading, T.L.....	1932-33	Sykora, James J.....	1974
Spratte, Gerald E.....	1954	Sylvester, Steven.....	2008-09-10-11 (c)
Sprayberry, J.P.....	1938-39-40		
Sprieggs, David E.....	1949		
Stacy, G.T.....	1934		
Stallard, Kyle.....	2014		

T

Tanner, Chris.....	2009-12
Tarplin, Jesse A.....	1995-96-97-98
Tarquino, Gavin C.....	2003-05
Tarrant, Jerrard.....	2009-10
Tattich, Robert B.....	1974
Tatum, Trenliyas.....	2021-22-23
Taylor, Cooper.....	2008-09
Taylor, James S.....	1967
Taylor, Jim B.....	1981-82
Taylor, Kenneth T.....	1978-79-80
Taylor, Michael H.....	1976-78(c)
Taylor, Rumsey B.....	1948-49
Taylor, Tom.....	1982-83
Taylor Jr., John H.....	1963-64
Teas Jr., William T.....	1952-53
Tedder, David K.....	1976
Teknipp, Tyler.....	2015
Templeton, Peden.....	1950
Terry, James L.....	1975
Tetterton, Alex G.....	1999-00-01
Thaden, Bill.....	1950-51-52
Tharpe, E.S.....	1935-36
Tharpe, Mack.....	1924-25-26
Tharpe, R.H.....	1931-32-33(c)
Theodocion, Charles D.....	1952-56-57
Thomas, Landers A.....	1987-88
Thigpen Jr., Robert F.....	1971-72
Thomas, Andre A.....	1985-86-87-88
Thomas, Andy.....	1983
Thomas, Charlie.....	2018-19-20-21-22(c)
Thomas, Darrell.....	1979-80
Thomas, Demaryius.....	2007-08-09
Thomas, Eric F.....	1986-87-88-89(c)
Thomas, Jemea.....	2009, 2011-12-13(c)
Thomas, John J.....	1983-84-85
Thomas, Juanyeh.....	2018-19-20-21
Thomas, Justin.....	2013-14(c)-15(c)-16(c)
Thomas, Levon.....	2001-02-03-04
Thomas, Robert D.....	1962
Thomas, Robert P.....	1975-77-79
Thomas, Ted.....	1956-57-58
Thomason, E.K.....	1911-12-13
Thomason, J.G.....	1927-28-29
Thomason, John M.....	1956
Thompson, Alex.....	1998
Thompson, Charles K.....	1959
Thompson, Jimmy E.....	1954-55-56
Thompson, Kenny.....	1981
Thompson, Larry.....	1945
Thompson, E.O.....	1934-35
Thompson Jr., Roy L.....	1949
Thomson, Andrew.....	2003-04
Thrash, K.M.....	1926-27-28
Thrash, W.G.....	1938
Thrash Jr., Kenneth M.....	1955-56
Thurson, Theodore N.....	1979-80-81-82
Thurson, Timothy H.....	1978-79
Thweatt.....	1917
Tibbetts Jr., Marvin O.....	1958-59-60
Tidwell, Robert H.....	1957
Tidwell-Neal, Andrew C.....	2001-02-03-04(c)
Tierney, Clarence L.....	1974-75-76
Tiggle, Calvin B.....	1989-90
Tillman, Travares A.....	1996-97-98-99(c)
Timmons, Stephen G.....	1971
Tinsley, P.R.....	1943-44(c)
Tisdell, Kevin A.....	1990-91-92



Tobin, Sean 2011-13-14-15
 Tolbert, Troy T. 1997-98-2000
 Toner, Donald W. 1961-62
 Tongo, Osahon 2007-08-09
 Tortorici, Anthony J. 1989
 Trainer Jr., Cecil E. 1951-52-53
 Trapnell, James H. 1964-66
 Travis, Kyle 2011-12-13-14
 Travis, Mike 1982-83-84-85
 Travis, Scott E. 1990-91-92
 Trawick, C.B. 1913
 Traylor, Robert 1955-56
 Tucci, John A. 1972-73
 Tucker, Taabil S. 2005-06
 Tukes, Josh 2020
 Turnello, Kevin J. 2004-05-06-07
 Turner, Glenn O. 1951-52-53
 Turner III, Dewitt T. 1965-66-67
 Turrentine, Thomas L. 1971-72
 Tye, Leonidas W. 1958

U

Ulrich 1917
 Ulich, Jeffrey L. 1973-74-75
 Uremczyk, Matthew 1999
 Usher, Myron Finesse 2004
 Usry, Joe 1922-23-24
 Utt, Benjamin M. 1978-79-80
 Uzzi, Omoregie 2009-10-11-12(c)

V

Vaipulu, Paula 2021-22
 Vance, John Todd 1991-92-93-94
 Van Dora, Tash J. 1968-69
 Vann, Ronald 1956-57
 Varner, Edwin S. 1964-65
 Veazey, Norman D. 1957-58
 Vereen, Carl H. 1953-54-55-56
 Vereen, Orville P. 1951-52-53 (c)
 Vernau, Charles A. 1993-94-95
 Vernon, Tyler 2017
 Vezey Jr., Stanley A. 1969-70
 Vickers, Paul A. 1955-56-57
 Viereck, G.W. 1931-32
 Vines, John E. 1950-51
 Vitunic, Joseph A. 1967-69
 Volkert, George A. 1953-54-55-56 (c)
 Volley Jr., Lynnwood 1978-79-80
 VonWeller, P.J. 1928
 Voss, Dan 2006-07-08-09

W

Waddey, F.O. 1927-28
 Wakefield, M.L. 1943
 Walker, Alex 2008
 Walker, Keenan E. 1991-92-93
 Walker, Steve C. 1978-79
 Walker, Vance J. 2005-06-07-08 (c)
 Walker, Warren L. 1970
 Walker, Wesley 2020-21
 Wallace, Donald W. 1966-68
 Wallace, K.J. 2022-23
 Wallace, Kyle P. 2001-02-03-04
 Waller, Darren 2011-12-13-14
 Walls, Lance 2008
 Walls, Levi 2007

Walls, Logan 2008-09-10-11
 Walton, Zamari 2019-20-21-22
 Ward, Billy 2020-21-22-23
 Warner, R.J. 1934
 Warren, Harry C. 1966
 Washington, Tevin 2010-11-12(c)
 Waskey, Carlton B. 1960-61
 Waters, J. Alan 1988-89-90-91
 Waters, Dean A. 1979-81-82-83
 Waters, Mitch 1985-86
 Watkins, G.C. 1927-28-29
 Watkins, Hugh R. 1962-63-64
 Watkins, James F. 1956-57-58(c)
 Watkins, Kerry J. 1999-00-01-02(c)
 Watson, Alonzo 1985-86-87-88
 Watson, Carl D. 1960-61-62
 Watson II, Kenyatta 2021-22-23
 Watson, Merrix W. 1998-99-00-01
 Watson, Richard 2009-10-11
 Waterworth, Bradley A. 1975
 Watts, Brandon 2010-11-12-13
 Weaver, Dean 1984-85-86-87
 Weaver, John B. 1966-67-68
 Weaver, Keith B. 1995
 Weaver, William H. 1989-90-91-92
 Webb, B.P. 1918-19-20
 Webb, G.I. 1939-40-41
 Webster, Grady F. 1954
 Weigle, John 1950
 Weiman, Edward A. 1961-62-63
 Weimerskirch, Quaide 2016-17
 Welch, John J. 1959-60
 Welchel, Dan 1917
 Wellington, Ralph W. 1962
 Wells, Thomas E. 1958-59-60
 Wells, Wesley 2018-19
 Werner, S.A. 1923
 West, G.R. 1916
 West, Charles G. 1952
 West, W.P. 1941-42
 Westbrook, J.J. 1927-28-29
 Westbrook Jr., Jack 1980-81-82-83
 Westmoreland, Marc 1996
 Whatley, Melvin 1998
 Wheeler, Edward O. 1972-73-74-75
 Wheat, Johnny L. 1949-50-51
 Wheby, E.M. 1938-39
 Wheeler, Philip 2003-05-06-07
 Whisenhunt, Ken 1980-81-82-83-84
 White Jr., Andre 2023
 White, Bret C. 2006-07-08
 White, D.J. 2012-13-14-15(c)
 White, Edward Dezmon 1997-98-99
 White, Keion 2021-22
 White, Mark J. 1985-86-87-88
 White, Willie 2008
 Whitehead, Kenderius 2015
 Whitley, Jake 2015
 Wilcox, A.L. 1936-37-38
 Wilcox, E.D. 1932-33-34
 Wilcox, Eric D. 1966-67-68
 Wilcox, J.R. 1933-34-35
 Wilcox, Reggie D. 1997-98-99
 Wilder, Edwin 1997-98-99-00
 Wiley, Charles A. 1995-96-97-98
 Wiley, Floyd M. 1955-56
 Wilhoit, Billy 1943
 Wilkerson, Rodney K. 1991-92-93-94
 Wilkes, Gregory C. 1967-69

Wilkes, Reginald W. 1974-75-76-77
 Wilkins, Brian E. 1995-96-97-98
 Wilkins, G.C. 1940
 Wilkins, Gary C. 1981-82-83-84
 Wilkinson, Gerris 2002-03-04-05(c)
 Wilkins, Scott 1998
 Williams, Anthony 2011-12-13
 Williams, A.S. 1929-31-32
 Williams, B.W. 1944-45-47
 Williams, C.W. 1932-33-34
 Williams, Chirod A. 2002-03-04
 Williams, Darius L. 2003-04
 Williams, Gary T. 1963-64-65
 Williams, I.A. 1923-24-25
 Williams, John B. 1975
 Williams, John W. 1968-69-70
 Williams, Jordan 2020-21-22-23
 Williams, Jerrelle L. 1988-89-90-91
 Williams, Marlon C. 1990-91-92-93
 Williams, Michael A. 1990-91-92-93
 Williams, Mitchell 2015
 Williams, Larry E. 1969
 Williams, Rodney C. 1995-96-97-98
 Williams, Samuel A. 2006
 Williams, Sidney E. 1949-50-51
 Williams Jr., Calvin L. 1994-95-96
 Williamson, Grady Lee 1988-89
 Williamson, William M. 1959-60-61(c)
 Willis, Isiah 2014-15-16
 Willoch, Raymond 1953-54
 Wills, John T. 1952
 Wilson, Casey 2015-16-17
 Wilson, Don 1984-85-86-87
 Wilson, J.I. 1943-44
 Wilson, Kenneth J. 1987-88-89
 Wilson, William C. 1961-62
 Wimbush, Recardo L. 1999-00-01-02(c)
 Winegar, James M. 1978
 Wingo, Gary L. 1971
 Winingder, Thomas K. 1960-61-62(c)
 Wise, Daryl D. 1983-84
 Wisman, Witt B. 1971-72-73
 Witherspoon III, Dan 1994-96-97
 Wolfe, Richard C. 1969
 Wolfe, Robert V. 1984
 Wood, C.R. 1937-38-39
 Wood, Dan L. 1979-80
 Wood, Duane R. 1979-80-81-82
 Woodall, Timothy M. 1968
 Woodhull, Maury T. 1968
 Woods, Christopher J. 2003-04-05
 Woods, James W. 1975-76
 Woolf, John R. 1955
 Word-Daniels Jahi L. 2005-06-07-08
 Wright 1925
 Wright, Frederick N. 2000-01-02
 Wright, Harry 1950-51-52
 Wright, J.E. 1939-40-41(c)
 Wright, James L. 1964-65-66
 Wright, Jeffrey M. 1990-91-92-93
 Wright, John W. 1961-62
 Wright, Marcus 2008, 2010
 Wrotto, Mansfield C. 2003-04-05-06
 Wycoff, S.D. 1923-24-25
 Wysong, Michael J. 1968-69-70

**Ken Whisenhunt (1980-84)****Y**

Yahiaoui, Mohamed.....	2005-06, 08
Yandell, Clyde	2008-09
Yates, Brian J.	1979
Yates, George B.	1962-63
Yates, Jordan	2020-21
Yeager, Bruce D.	1974-75-76-77
Yondjouen, Sylvain.....	2019-20-21-22
Young, Christopher L.....	1998-99-00-01(c)
Young, Clyde A.	1951-52
Young, Louis	2010-11-12-13

Z

Zachery, Cedric T.	1992-93-94-95
Zawoysky, Ronald J.	1969
Zenon, Tony.....	2011-12-13-14
Ziegler, F.R.	1946-47-48
Ziegler, John A.	1960
Zimmerman, Jeff	1986-87

(c) Team captain



1944
 LE Joe Daniel
 LT Jack Glenn
 LG Roland Phillip
 C Paul Duke
 RG George Hills
 RT Deane Gaines
 RE Phil Tinsley
 QB Johnny McIntosh
 FB Billy Williams
 HB Frank Broyles
 HB George Mathews

1949
 LE Jack Griffin
 LT Tom Coleman
 LG Ewell Pope
 C Bob Bossons
 RG Buck Doyal
 RT Dan Bradach
 RE Dick Harvin
 QB Jimmy Southard
 FB Morris Harrison
 LHB Buster Humphreys
 RHB Bob McCoy

QB Bill Brigman
 FB Glenn Turner
 HB Leon Hardeman
 HB Bill Teas
 K Pepper Rodgers

DEFENSE
 LE Sam Hensley
 LT Bill Thaden
 LG Orville Vereen
 RG Roger Frey
 RT Bob Sherman
 RE Cecil Trainer
 LB George Morris
 LB Larry Morris
 HB Bobby Moorhead
 HB Charlie Brannon
 S Jake Rudolph
 P Dave Davis

LG Jimmy Johnson
 C Don Stephenson
 RG Allen Ecker
 RE Ormand Anderson
 RE Don Ellis
 QB Wade Mitchell
 FB Ken Owen
 HB Paul Rotenberry
 HB George Volkert
 P Ken Owen

P Don Coker
1961
 LE Ted Davis
 LT Ed Griffin
 LG Harold Ericksen
 C Willie McGaughey
 RG Dave Watson
 RT Larry Stallings
 RE Bob Solomon
 QB Stan Gann
 FB Mike McNames
 HB Chick Graning
 HB Billy Williamson
 P Billy Lothridge

1945
 LE Bill Busbin
 LT Bob Davis
 LG George Hills
 C Paul Duke
 RG Buck Doyal
 RT Deane Gaines
 RE Walter Kizer
 QB Ed Holsinger
 FB Johnny McIntosh
 LHB George Mathews
 RHB Jack Peek

1950
 LE Dick Harvin
 LT Ray Beck
 LG John Vines
 C Bob Bossons
 RG D. Flanagan
 RT Hal Miller
 RE Henry Ferris
 QB Darrell Crawford
 FB Bobby North
 HB Bob McCoy
 HB Buster Humphreys
 James Patton

1953
 LE Sam Hensley
 LT Roger Frey
 LG Franklin Brooks
 C Larry Morris
 RG Orville Vereen
 RT Bob Sherman
 RE Henry Hair
 QB Pepper Rodgers
 FB Glenn Turner
 HB Leon Hardeman
 HB Billy Teas
 P Dave Davis

1957
 LE Jerry Nabors
 LT Urban Henry
 LG Dan Theodocion
 C Don Stephenson
 RG Leon Askew
 RT Rausey Mason
 RE Ted Smith
 QB Fred Braselton
 FB Lester Simerville
 HB Stan Flowers
 HB Cal James
 P Jerry Nabors

1962
 LE Ted Davis
 LT Ed Griffin
 LG Rufus Guthrie
 C Bobby Caldwell
 RG Dave Watson
 RT Larry Stallings
 RE Billy Martin
 DS Don Toner
 QB Billy Lothridge
 FB Mike McNames
 HB Joe Auer
 HB Zollie Sircy
 P/K Billy Lothridge

1946
 LE Jimmy Jordan
 LT Bob Davis
 LG Bill Healy
 C Paul Duke
 RG Ewell Pope
 RT Ralph Slaten
 RE George Brodnax
 QB Frank Broyles
 FB Allen Bowen
 LHB George Mathews
 RHB Pat McHugh

1951
OFFENSE
 LE Jeff Knox
 LT Lum Snyder
 LG Ed Gossage
 C Pete Brown
 RG Ray Beck
 RT Hal Miller
 RE Buck Martin
 QB Darrell Crawford
 FB George Maloof
 HB Leon Hardeman
 HB John Hicks
 K Pepper Rodgers

1954
 LE Bill Sennett
 LT Carl Vereen
 LG Franklin Brooks
 C Larry Morris
 RG Bill Fulcher
 RT Ormand Anderson
 RE Henry Hair
 QB Wade Mitchell
 FB George Humphreys
 HB Paul Rotenberry
 HB Billy Teas
 P Johnny Menger

1958
 LE Jerome Green
 LT Rausey Mason
 LG Bob Stone
 C Maxie Baughan
 RG John Neal Reed
 RT Ted Thomas
 RE Gerald Burch
 QB Fred Braselton
 FB Floyd Faucette
 HB Cal James
 HB Frank Nix
 P Gerald Burch

1963
 LE Ted Davis
 LT Bill Farrington
 LG Brad Yates
 C Dave Simmons
 RG Jimmy Seward
 RT Joe Chapman
 RE Billy Martin
 LB Ed Weinman
 QB Billy Lothridge
 FB Ray Mendheim
 HB Joe Auer
 HB Johnny Gresham
 P/K Billy Lothridge

1947
 LE J.W. Castleberry
 LT R.L. Slaten
 LG J.R. Phillips
 C L.W. Hook
 RG Bill Healy
 RT Bobby Davis
 RE George Brodnax
 QB Jimmy Southard
 Jim Still
 FB Frank Zeigler
 LHB George Mathews
 RHB Jim Petit

DEFENSE
 LE Sid Williams
 LT Bill Thaden
 LG Ed Canithers
 RG Ray Beck
 RT Lamar Wheat
 RE Pete Ferris
 LB Larry Morris
 LB George Morris
 HB Bobby Moorhead
 HB Charlie Brannon
 S Jackie Rudolph
 P Dave Davis

1955
 LE Tommy Rose
 LT Carl Vereen
 LG Franklin Brooks
 C Jimmy Morris
 RG Allen Ecker
 RT Ken Thrash
 RE Don Ellis
 QB Wade Mitchell
 FB Dickie Mattison
 HB Paul Rotenberry
 HB George Volkert
 P Johnny Menger

1959
 LE Gerald Burch
 LT Billy Shaw
 LG Harold Ericksen
 C Maxie Baughan
 RG John Neal Reed
 RT Toby Deese
 RE Jack Rudolph
 QB Marvin Tibbetts
 FB Taz Anderson
 HB Floyd Faucette
 HB Billy Williamson
 P Gerald Burch

1964
OFFENSE
 SE Mike Fortier
 LT Bill Mooror
 LG Joe Colvin
 C Bill Curry
 RG Bill Myddelton
 RT Tom Ballard
 TE Gary Williams
 QB Jerry Priestley
 FB Jeff Davis
 HB Johnny Gresham
 HB Terry Haddock
 K Bunky Henry

1948
 LE Jack Griffin
 LT Dan Bradach
 LG Ewell Pope
 C L.W. Hook
 RG Bill Healy
 RT Tom Coleman
 RE George Brodnax
 QB Jimmy Southard
 FB Jim Petit
 LHB Frank Ziegler
 RHB Bob McCoy

1952
OFFENSE
 LE Jeff Knox
 LT Matt Lyons
 LG Ed Gossage
 C Pete Brown
 RG Jake Shoemaker
 RT Hal Miller
 RE Buck Martin

1956
 LE Tommy Rose
 LT Carl Vereen

1960
 LE Gerald Burch
 LT Billy Shaw
 LG Harold Ericksen
 C Willie McGaughey
 RG Dave Watson
 RT Ed Nutting
 RE Taz Anderson
 QB Stan Gann
 FB Ben Smith
 HB Chick Graning
 HB Billy Williamson

DEFENSE
 OLB Dave Austin
 DL Billy Schroer
 DL John Battle



STARTING LINEUPS

DL Jimmy Seward
 OLB Steve Copeland
 ILB Dave Simmons
 ILB W.J. Blane
 CB Gerry Bussell
 CB Tommy Jackson
 SS Tommy Bleick
 FS Haven Kicklighter
 P Jerry Priestley

1965**OFFENSE**

SE Mike Fortier
 LT Bill Moorer
 LG Joe Colvin
 C Jim Breland
 RG Bill Myddelton
 RT Lamar Wright
 TE Gary Williams
 QB Kim King
 FB Tommy Carlisle
 TB Lenny Snow
 FL Craig Baynham
 K Bunky Henry

DEFENSE

OLB Bill Ellis
 DL Billy Schroer
 DL John Battle
 DL Buddy McCoy
 OLB Steve Copeland
 ILB Randall Edmunds
 ILB W.J. Blane
 CB Tommy Bleick
 CB Bill Eastman
 SS Haven Kicklighter
 FS Sammy Burke
 P Jerry Priestley

1966**OFFENSE**

SE Mike Fortier
 LT Bill Moorer
 LG Buddy McCoy
 C Jim Breland
 RG Rick Nelson
 RT Lamar Wright
 TE Steve Almond
 QB Kim King
 FB Doc Harvin
 TB Lenny Snow
 FL Craig Baynham
 K Bunky Henry

DEFENSE

OLB Eric Wilcox
 DL Mike Ashmore
 DL Billy Schroer
 DL John Lagana
 OLB Tommy Carlisle
 ILB W.J. Blane
 ILB Randall Edmunds
 CB Bill Eastman
 CB Haven Kicklighter
 SS Giles Smith

FS Sammy Burke
 P Charlie Mason

1967**OFFENSE**

SE Joel Stevenson
 LT Rick Nelson
 LG Joe Vitunic
 C Billy Kidd
 RG Lamar Melvin
 RT Jim Penley
 TE Steve Almond
 QB Kim King
 FB Doc Harvin
 TB Lenny Snow
 FL John Sias
 K Tommy Carmichael

DEFENSE

OLB Tommy Carlisle
 DL John Lagana
 DL Claude Shook
 DL Mike Ashmore
 OLB Chris Denny
 ILB Randall Edmunds
 ILB Eric Wilcox
 CB Joe Bill Faith
 CB Bill Eastman
 SS David Barber
 FS Bill Kinard
 P Tommy Chapman

1968**OFFENSE**

SE Tim Woodall
 LT Galin Mumford
 LG Mike Bradley
 C John Collins
 RG Todd Woodhull
 RT Terry Story
 TE Joel Stevenson
 QB Larry Good
 FB John Weaver
 TB Dennis James
 FL John Sias
 K Johnny Duncan

DEFENSE

OLB Steve Foster
 DL Eric Wilcox
 DL Bob Seamon
 DL Lou Santospago
 OLB Mike Glad
 ILB Bill Flowers
 ILB Steve DeBardelaben
 CB Mike Wysong
 CB Joe Bill Faith
 SS Bill Kinard
 FS Tash van Dora
 P Tommy Chapman

1969**OFFENSE**

SE Larry Studdard
 LT Al Hutko

LG Joe Vitunic
 C John Callan
 RG Mark Bradley
 RT Richard Gardner
 TE Steve Norris
 QB Jack Williams
 FB Steve Harkey
 TB Brent Cunningham
 FL Herman Lam
 K Jack Moore

DEFENSE

OLB Randy Duckworth
 DL Rock Perdoni
 LB Stan Beavers
 DL Sid Gunter
 OLB Smylie Gebhart
 ILB Buck Shiver
 ILB John Riggles
 CB Rick Lewis
 CB Jeff Ford
 SS Bubba Hoats
 FS Mike Wysong
 P Tommy Chapman

1970**OFFENSE**

SE Larry Studdard
 LT Glenn Costello
 LG Richard Gardner
 C John Callan
 RG Al Hutko
 RT Rick Lantz
 TE Steve Foster
 QB Eddie McAshan
 FB Steve Harkey
 TB Rob Healy
 FL Brent Cunningham
 K Jack Moore

DEFENSE

OLB Brad Bourne
 DL Rock Perdoni
 LB Gary Carden
 DL Jim Broome
 OLB Smylie Gebhart
 ILB Buck Shiver
 ILB Bill Flowers
 CB Rick Lewis
 CB Jeff Ford
 SS Dave Beavin
 FS Bubba Hoats
 P Chip Pallman

1971**OFFENSE**

SE Jim Owings
 LT Glenn Costello
 LG Al Hutko
 C John Callan
 RG Scott Engel
 RT Rick Lantz
 TE Mike Oven
 QB Eddie McAshan
 FB Rob Healy

TB Greg Horne
 FL Brent Cunningham
 K Bobby Thigpen

DEFENSE

OLB Randy Duckworth
 DL Joe Gaston
 LB Stan Beavers
 DL Brad Bourne
 OLB Smylie Gebhart
 ILB Gary Carden
 ILB Bruce Elliott
 CB Mike McKenzie
 CB Jeff Ford
 SS Dave Beavin
 FS Gary Faulkner
 P Dick Bowley

1972**OFFENSE**

SE Jimmy Robinson
 LT Don Robinson
 LG John Sargent
 C Pete Geren
 RG Glenn Costello
 RT Rick Lantz
 TE Mike Oven
 QB Eddie McAshan
 FB Rob Healy
 TB Greg Horne
 FL Jim Owings
 K Bobby Thigpen

DEFENSE

OLB Beau Bruce
 DE Joe Gaston
 NG Steve Putnal
 DE Tim Macy
 OLB Brad Bourne
 ILB Bruce Elliott
 ILB Gary Carden
 CB Mike McKenzie
 CB Randy Rhino
 SS Witt Wisman
 FS Scott Bridge
 P Dick Bowley

1973**OFFENSE**

SE Jimmy Robinson
 LT Scott Belver
 LG Don Robinson
 C Rowland Bradford
 RG Bill McLeod
 RT Billy Shields
 TE Mark Fields
 QB Jim Stevens
 FB Bruce Southall
 TB Greg Horne
 FL Jim Owings
 K Cam Bonifay

DEFENSE

OLB Beau Bruce
 DE Richard Gibney

NG Steve Putnal
 DE Bobby Daffer
 OLB Don Shank
 ILB Joe Harris
 ILB Stan Long
 CB Mike McKenzie
 CB Scott Bridge
 SS Witt Wisman
 FS Randy Rhino
 P Dick Bowley

1974**OFFENSE**

SE Jimmy Robinson
 LT Jeff Urczyk
 LG Mark Hunter
 C Leo Tierney
 RG Bill McLeod
 RT Billy Shields
 TE Steve Rable
 QB Danny Myers
 FB Pat Moriarty
 TB David Sims
 FL Adrian Rucker
 K Danny Smith

DEFENSE

OLB Bruce Elliott
 DE Red McDaniel
 NG Bob Bowen
 DE Rick Gibney
 OLB Lucius Sanford
 ILB Joe Harris
 ILB Tony Daykin
 CB Randy Rhino
 CB Gil Kyle
 SS Eddie Porter
 FS Danny Rhino
 P Mike Johnson

1975**OFFENSE**

SE Elliott Price
 LT Jeff Urczyk
 LG Mark Hunter
 C Leo Tierney
 RG Alex Bryan
 RT Bob Curley
 TE Steve Rable
 QB Danny Myers
 FB Pat Moriarty
 TB David Sims
 FL Bucky Shamburger
 K Don Bessillieu

DEFENSE

OLB Freeman Colbert
 DE Red McDaniel
 LB Lawton Hydrick
 DE Rick Gibney
 OLB Reggie Wilkes
 ILB Bob Bowen
 ILB Lucius Sanford
 CB Danny Rhino
 CB Gil Kyle



SS Tony Daykin
FS Don Bessillieu
P Harper Brown

LT Mike Taylor
LG Roy Simmons
C Scott Simons
RG Ben Utt
RT Kent Hill
TE Donnie Sewell

FB Ronny Cone
TB Matt Bryant
FL Leon Chadwick
K Johnny Smith

DT Marvin Dyett
NG Donnie Chisholm
DT Bobby Hodge
OLB Robert Jaracz
ILB Duane Wood
ILB Rob Horton
CB Mike Travis
CB Ted Thurson
SS Jack Westbrook
FS Sammy Brown
P Ron Rice

CB Reginald Rutland
SS Cleve Pounds
FS Anthony Harrison
P Mike Snow

1976

OFFENSE

SE John Steele
LT Roy Simmons
LG Randy Pass
C Leo Tierney
RG Elliott Price
RT Jay Garrett
TE Donnie Sewell
QB Gary Lanier
FB David Sims
TB Eddie Lee Ivery
FL Adrian Rucker
K Danny Smith

DEFENSE

OLB Al Richardson
DE Mike Blanton
NG Ivey Stokes
DE Mark Bradley
OLB Mackel Harris
ILB Henry Johnson
ILB Mike Helm
CB Donald Patterson
CB Ken Taylor
SS Lawrence Lowe
FS Don Bessillieu
P Jeff Pierce

DEFENSE

OLB Lance Skelton
DT Marvin Dyett
NG Mark Bradley
DT Lynwood Volley
OLB Robert Jaracz
ILB Duane Wood
ILB Steve Mooney
CB Ken Taylor
CB Ted Thurson
SS Mark Sheffield
FS Lawrence Lowe
P Jeff Pierce

1983

OFFENSE

SE Darrell Norton
LT John Ivey
LG Derek Gwinn
C Dean Waters
RG Tony Keprano
RT John Davis
TE Ken Whisenhunt
QB John Dewberry
FB Ronny Cone
TB Robert Lavette
FL Darryl Wise
K Ron Rice

1985

OFFENSE

SE Gary Lee
LT John Ivey
LG John Thomas
C Andy Hearn
RG Sam Bracken
RT John Davis
TE Robert Massey
QB John Dewberry
FB Malcolm King
RB Cory Collier
FL Toby Pearson
K Thomas Palmer

DEFENSE

OLB Reggie Wilkes
DE Mike Blanton
NG Mike Cutting
DE Bob Bowen
OLB Freeman Colbert
ILB Lucius Sanford
ILB Mackel Harris
CB Eddie Porter
CB Danny Rhino
SS Tony Daykin
FS Don Bessillieu
P Harper Brown

1979

OFFENSE

SE Kris Kentera
LT David Lutz
LG Clint Moman
C Scott Simons
RG Ben Utt
RT Tom Daniel
TE George Moore
QB Mike Kelley
FB Ronny Cone
TB Bo Thomas
FL Leon Chadwick
K Johnny Smith

1981

OFFENSE

SE Kenny Thompson
LT Ellis Gardner
LG Ken Howell
C Dean Waters
RG Derek Gwinn
RT David Lutz
TE Glenn Etheridge
QB Mike Kelley
FB Ronny Cone
TB Robert Lavette
FL Jeff Keisler
K Ron Rice

DEFENSE

OLB Pat Swilling
DT Bobby Hodge
NG Donnie Chisholm
DT Glenn Spencer
OLB Dante Jones
ILB Rob Horton
ILB Ted Roof
CB Mike Travis
CB Reginald Rutland
SS Jack Westbrook
FS Toby Lantz
P Ron Rice

DEFENSE

OLB Pat Swilling
DT Ken Parker
NG Ivey Lee
DT Mark Pike
BA Mark Hogan
ILB Ted Roof
ILB Jim Anderson
CB Reginald Rutland
CB Mike Travis
SS Cleve Pounds
FS Anthony Harrison
P Mike Snow

1977

OFFENSE

SE Drew Hill
LT Mike Taylor
LG Randy Pass
C Tom Daniel
RG Terrell Osborne
RT Kent Hill
TE Bruce Yeager
QB Gary Lanier
FB Rodney Lee
TB Eddie Lee Ivery
FL Bucky Shamburger
K Johnny Smith

DEFENSE

OLB Al Richardson
DE Rick Olive
NG Ivey Stokes
DE Lynwood Volley
OLB Lance Skelton
ILB Henry Johnson
ILB Bill Haley
CB Kevin Schmidt
CB Ken Taylor
SS Mark Sheffield
FS Lawrence Lowe
P Jeff Pierce

DEFENSE

OLB Lance Skelton
DT Marvin Dyett
NG Wally Cawthon
DT Mark Bradley
OLB Robert Jaracz
ILB Duane Wood
ILB Rob Horton
CB Paul Menegazzi
CB Ted Thurson
SS Mark Sheffield
FS Sammy Brown
P Jeff Pierce

1984

OFFENSE

SE Darrell Norton
LT John Ivey
LG John Thomas
C John Davis
RG Tony Keprano
RT Pete Blazek
TE Ken Whisenhunt
QB John Dewberry
FB Keith Glanton
TB Robert Lavette
FL Mike Harrington
K David Bell

1986

OFFENSE

SE Gary Lee
LT Tyrone Sorrells
LG Dean Weaver
C John Davis
RG Eric Bearden
RT Mitch Waters
TE Robert Massey
QB Rick Strom
FB Malcolm King
RB Cory Collier
FL Toby Pearson
K David Bell

DEFENSE

OLB Reggie Wilkes
DE Mike Blanton
NG Mike Cutting
DE Roy Simmons
OLB Freeman Colbert
ILB Lucius Sanford
ILB Mackel Harris
CB Jeff Shank
CB Donald Patterson
SS Lawrence Lowe
FS Don Bessillieu
P Ted Peebles

1980

OFFENSE

SE Marion Heggs
LT Ellis Gardner
LG Ken Howell
C Mark Schultz
RG Ben Utt
RT David Lutz
TE Glenn Etheridge
QB Mike Kelley

1982

OFFENSE

SE Darrell Norton
LT Ellis Gardner
LG Ken Howell
C Dean Waters
RG Mark Schultz
RT David Lutz
TE Gary Wilkins
QB Jim Bob Taylor
FB Eddie Fortier
TB Robert Lavette
FL Jeff Keisler
K Ron Rice

DEFENSE

OLB Pat Swilling
DT Glenn Spencer
NG Donnie Chisholm
DT Ken Parker
OLB Dante Jones
ILB Ted Roof
ILB Jim Anderson
CB Mike Travis

DEFENSE

OLB Paul Jurgensen
DT Kyle Ambrose
NG Travis Moody
DT Steve Mullen
OLB Willis Crockett
ILB Mark White
ILB Rod Stephens
CB Reginald Rutland
CB Cedric Stallworth
SS Andre Thomas
FS Anthony Harrison
P Sean McDevitt



STARTING LINEUPS

1987

OFFENSE
 SE Steve Davenport
 LT Darryl Jenkins
 LG Dean Weaver
 C Eric Bearden
 RG Joe Siffri
 RT Jessie Marion
 TE Robert Massey
 QB Rick Strom
 FB Malcolm King
 RB Richard Hills
 FL Greg Lester
 K Thomas Palmer

DEFENSE

OLB Paul Jurgensen
 DT Willie Burks
 NG Very Lee
 DT Sean Smith
 OLB Willis Crockett
 ILB Doug Sendobry
 ILB Eric Thomas
 CB Cedric Stallworth
 CB Sammy Lilly
 SS Jay Martin
 FS Riccardo Ingram
 P Sean McDevitt

1988

OFFENSE
 SE Steve Davenport
 LT Darryl Jenkins
 LG Scott Beavers
 C Eric Bearden
 RG Joe Siffri
 RT Jessie Marion
 TE Alonzo Watson
 QB Todd Rampley
 FB Nate Kelsey
 RB Jerry Mays
 FL Greg Lester
 K Thomas Palmer

DEFENSE

OLB Willis Crockett
 DT Willie Burks
 NG Jeff Mathis
 DT Sean Smith
 OLB George Malone
 ILB Rod Stephens
 ILB Eric Thomas
 CB Cedric Stallworth
 CB Kenneth Wilson
 SS Andre Thomas
 FS Ken Swilling
 P Sean McDevitt

1989

OFFENSE
 SE Emmett Merchant
 LT Darryl Jenkins
 LG Jim Lavin
 C Billy Chubbs
 RG Joe Siffri

RT Jessie Marion
 TE Tom Covington
 QB Shawn Jones
 FB Stefan Scotton
 RB Jerry Mays
 FL Scotty Barron
 K Scott Sisson

DEFENSE

OLB Marco Coleman
 DT Willie Burks
 NG Jeff Mathis
 DT Sean Smith
 OLB Kevin Salisbury
 ILB Eric Thomas
 ILB Jerrelle Williams
 CB Willie Clay
 CB Kenneth Wilson
 SS Thomas Balkcom
 FS Ken Swilling
 P Scott Aldredge

1990

OFFENSE
 SE Emmett Merchant
 LT Darryl Jenkins
 LG Jim Lavin
 C Billy Chubbs
 Veryl Miller
 RG Joe Siffri
 RT Mike Mooney
 TE Tom Covington
 QB Shawn Jones
 FB Stefan Scotton
 RB William Bell
 FL Bobby Rodriguez
 K Scott Sisson

DEFENSE

OLB Marco Coleman
 DT Coleman Rudolph
 NG Kevin Battle
 DT Jerimiah McClary
 OLB Marlon Williams
 ILB Jerrelle Williams
 ILB Calvin Tigger
 CB Keith Holmes
 CB Willie Clay
 SS Thomas Balkcom
 FS Ken Swilling
 P Scott Aldredge

1991

OFFENSE
 SE Emmett Merchant
 LT Mike Mooney
 LG Kyle Frederick
 C Billy Chubbs
 RG Scott Gold
 RT Russell Freeman
 TE Tom Covington
 QB Shawn Jones
 FB Rodney Wilkerson
 TB Jimmy Lincoln
 FL Greg Lester
 K Scott Sisson

DEFENSE

OLB Marco Coleman
 DT Coleman Rudolph
 NG Kevin Battle
 DT Richard Kimsey
 OLB Marlon Williams
 ILB Jerrelle Williams
 ILB Erick Fry
 CB Curley Day
 CB Willie Clay
 SS Ken Swilling
 FS Jason Peoples
 P Jason Bender

1992

OFFENSE
 SE Jason McGill
 LT Jim Kushon
 LG Gary Brown
 C Michael Cheever
 RG Woodie Milam
 RT Jason Dukes
 TE Jeff Papushak
 QB Shawn Jones
 FB Michael Smith
 TB Jimmy Lincoln
 FL Bobby Rodriguez
 K Scott Sisson

DEFENSE

OLB Tom Johnson
 DT Coleman Rudolph
 NG Kevin Battle
 DT Richard Kimsey
 OLB Marlon Williams
 ILB Jamal Cox
 ILB Rodney Wilkerson
 CB Curley Day
 CB Lethon Flowers
 SS Kevin Peoples
 FS Mike Williams
 P Jason Bender

1993

OFFENSE
 SE Omar Cassidy
 LT Gary Brown
 LG Brian Bravy
 C Michael Cheever
 RG Chuck Vernau
 RT Yoel Molina
 TE Jeff Papushak
 QB Donnie Davis
 FB Jeff Wright
 TB Dorsey Levens
 William Bell
 FL Keenan Walker
 K Tyler Jarrett

DEFENSE

OLB Tom Johnson
 DT Bill Neuss
 NG Bryan Baxter
 DT Richard Kimsey
 OLB Marlon Williams

ILB Jamal Cox
 ILB Rodney Wilkerson
 CB Marcus Coleman
 CB Mike Williams
 SS David Hendrix
 FS Mike Dee
 P Jason Bender

1994

OFFENSE
 SE Charlie Simmons
 LT Curtis McGee
 LG Brian Bravy
 C Michael Cheever
 RG Chuck Vernau
 RT Jason Dukes
 TE Jeff Papushak
 QB Tommy Luginbill
 HB Derrick Steagall
 TB C.J. Williams
 FL Jason Bender
 K Chris Leone

DEFENSE

OLB Ralph Hughes
 DT Bill Neuss
 NG Zach Piller
 DT Several Players
 OLB Don Hickson
 ILB Jamal Cox
 ILB Rodney Wilkerson
 CB Nathan Perryman
 CB Lethon Flowers
 SS David Hendrix
 FS Mike Dee
 P Jason Bender

1995

OFFENSE
 SE Cedric Zachery
 LT Curtis McGee
 LG Michael Minter
 C Michael Cheever
 RG Ken Celaj
 RT Jason Dukes
 TE Grant Baynham
 QB Donnie Davis
 FB Charles Wiley
 TB C.J. Williams
 FL Derrick Steagall
 Harvey Middleton
 K Dave Frakes

DEFENSE

DE Ralph Hughes
 DT Derrick Shepard
 NG Al Jackson
 DE Jermaine Miles
 OLB Jimmy Clements
 ILB Ron Rogers
 ILB Keith Brooking
 CB Nathan Perryman
 CB Nick Ferguson
 SS Ryan Stewart
 FS Mike Dee

P Rodney Williams
 Keith Weaver

1996**OFFENSE**

SE Harvey Middleton
 LT Curtis McGee
 LG Michael Minter
 C Craig Page
 RG Ken Celaj
 RT Steve Jackson
 TE Grant Baynham
 QB Joe Hamilton
 FB Charles Wiley (inj.)
 TB C.J. Williams
 FL Mike Sheridan
 K Brad Chambers
 Dave Frakes

DEFENSE

DE Ralph Hughes
 DT Derrick Shepard
 NG Patrick Bradford
 DE Jermaine Miles
 OLB Jimmy Clements
 ILB Ron Rogers
 ILB Keith Brooking
 CB Nathan Perryman
 CB Jason Bostic
 SS Mike Dee
 FS Brian Wilkins
 P Rodney Williams

1997**OFFENSE**

SE Harvey Middleton
 LT Ken Celaj
 LG Jason Burks
 C Craig Page
 RG Brent Key
 RT Chris Brown
 TE Mike Lillie
 QB Joe Hamilton
 FB Ed Wilder
 TB Charles Wiley
 FL Derrick Steagall
 K Dave Frakes

DEFENSE

DE Ralph Hughes
 DT Derrick Shepard
 NG Tony Robinson
 Dan Witherspoon
 DE Jesse Tarplin
 OLB Delaunta Cameron
 ILB Ron Rogers
 ILB Keith Brooking
 CB Jerry Caldwell
 CB Jason Bostic
 SS Travares Tillman
 FS Brian Wilkins
 P Rodney Williams

1998
OFFENSE

SE Dez White
 LT Chris Brown
 LG Noah King
 C Craig Page
 RG Brent Key
 RT Jon Carman
 TE Russell Matvay
 QB Joe Hamilton
 FB Ed Wilder
 TB Charles Wiley (inj.)
 Joe Burns
 FL Charlie Rogers
 K Brad Chambers

DEFENSE

DE Nate Stimson
 DT Merrix Watson
 DT Tony Robinson
 Guenter Kryszon
 DE Jesse Tarplin
 LB Delaunta Cameron
 LB Matt Miller
 LB Chris Edwards
 CB Jamara Clark
 CB Jason Bostic
 SS Jerry Caldwell
 FS Travares Tillman
 P Rodney Williams

1999
OFFENSE

SE Dez White
 LT Chris Brown
 LG Jason Burks
 C Noah King
 RG Brent Key
 RT Jon Carman
 TE Conrad Andrzejewski
 QB Joe Hamilton
 FB Ed Wilder
 TB Sean Gregory
 (Joe Burns, inj.)
 (Phillip Rogers, inj.)
 FL Kelly Campbell
 K Luke Manget

DEFENSE

DE Felipe Claybrooks
 DT Merrix Watson
 DT Guenter Kryszon
 DE Greg Gathers
 LB Recardo Wimbush
 LB Ross Mitchell
 (Matt Uremovich, inj.)
 LB Chris Edwards
 CB Jamara Clark
 Marviovus Hester
 CB Travares Tillman
 SS Chris Young
 FS Jeremy Muyses
 P Dan Dyke

2000
OFFENSE

WR Jon Muyses
 LT Chris Brown
 LG Raymond Roberts-Blake
 C David Schmidgal
 RG Brent Key
 RT John Bennett
 TE Russell Matvay
 QB George Godsey
 FB Ed Wilder
 TB Joe Burns
 WR Kelly Campbell
 K Luke Manget

DEFENSE

DE Nick Rogers
 DT Merrix Watson
 DT Tony Robinson
 DE Greg Gathers
 LB Recardo Wimbush
 LB Daryl Smith
 LB Ather Brown
 CB Jamara Clark
 CB Chris Young
 Jonathan Cox
 SS Cory Collins
 Chris Young
 FS Jeremy Muyses
 P Dan Dyke

2001
OFFENSE

WR Jonathan Smith
 LT Nat Dorsey
 LG Leon Robinson
 C David Schmidgal
 RG Hugh Reilly
 RT Jason Kemble
 TE Russell Matvay
 QB George Godsey
 WR Will Glover
 TB Joe Burns
 WR Kelly Campbell
 K Luke Manget

DEFENSE

DE Nick Rogers
 DT Alfred Malone
 DT Gary Johnson
 DE Greg Gathers
 LB Recardo Wimbush
 LB Daryl Smith
 LB Keyaron Fox
 CB Reubon Hester
 CB Jonathan Cox
 SS Dawan Landry
 FS James Butler
 P Hal Higgins
 Andy Thomson

2002
OFFENSE

WR Jonathan Smith
 LT Nat Dorsey
 LG Leon Robinson

C Hugh Reilly
 RG Raymond Roberts-Blake
 RT Kyle Wallace
 TE Will Heller
 QB A.J. Suggs
 TB Tony Hollings (inj.)
 Gordon Clinkscale
 WR Will Glover
 WR Kerry Watkins
 K Luke Manget

DEFENSE

DE Tony Hargrove
 DT Alfred Malone
 DT Travis Parker
 DE Eric Henderson
 (Greg Gathers, inj.)
 LB Recardo Wimbush
 LB Daryl Smith
 LB Keyaron Fox
 CB Marviovus Hester
 CB Jonathan Cox
 SS Cory Collins
 FS Jeremy Muyses
 P Dan Dyke
 Chris Morehouse

2003
OFFENSE

WR Jonathan Smith
 LT Nat Dorsey
 LG Andy Tidwell-Neal
 C Hugh Reilly
 RG Brad Honeycutt
 RT Kyle Wallace
 TE John Paul Foschi
 QB Reggie Ball
 TB P.J. Daniels
 FB Jimmy Dixon
 WR Nate Curry
 K Dan Burnett

DEFENSE

DE Gerris Wilkinson
 DT Mansfield Wrotto
 DT Travis Parker
 DE Eric Henderson
 LB Ather Brown
 LB Daryl Smith
 LB Keyaron Fox
 CB Reubon Hester
 CB Jonathan Cox
 SS Dawan Landry
 FS James Butler
 P Hal Higgins
 Andy Thomson

2004
OFFENSE

WR Calvin Johnson
 LT Leon Robinson
 LG Brad Brezina (inj.)
 Matt Rhodes
 C Andy Tidwell-Neal
 RG Brad Honeycutt

RT Kyle Wallace
 TE Darius Williams
 QB Reggie Ball
 TB P.J. Daniels
 FB Jimmy Dixon
 WR Nate Curry
 K Travis Bell

DEFENSE

DE Travis Parker
 DT Mansfield Wrotto
 DT Joe Anoai
 DE Eric Henderson
 LB Chris Reis
 LB Gerris Wilkinson
 LB KaMichael Hall
 CB Reuben Houston
 CB Kenny Scott
 SS Dawan Landry
 FS James Butler
 P Ben Arndt

2005
OFFENSE

WR Calvin Johnson
 LT Andrew Gardner
 LG Matt Rhodes
 C Kevin Tuminello
 RG Nate McManus
 RT Brad Honeycutt
 TE Mike Matthews
 George Cooper
 QB Reggie Ball
 TB P.J. Daniels
 FB Mike Cox
 WR Damarius Bilbo
 K Travis Bell

DEFENSE

DE Adamm Oliver
 DT Mansfield Wrotto
 DT Joe Anoai
 DE Eric Henderson
 LB Philip Wheeler
 LB Gerris Wilkinson
 LB KaMichael Hall
 CB Dennis Davis
 CB Kenny Scott
 SS Chris Reis
 FS Dawan Landry
 P Ben Arndt

2006
OFFENSE

WR Calvin Johnson
 LT Andrew Gardner
 LG Matt Rhodes
 C Kevin Tuminello
 RG Nate McManus
 RT Mansfield Wrotto
 TE Mike Matthews
 George Cooper
 QB Reggie Ball
 TB Tashard Choice
 FB Mike Cox

WR James Johnson
 K Travis Bell

DEFENSE

DE Adamm Oliver
 DT Darryl Richard
 DT Joe Anoai
 DE Darrell Robertson
 LB Gary Guyton
 LB Philip Wheeler
 LB KaMichael Hall
 CB Avery Robertson
 CB Kenny Scott
 SS Jamal Lewis
 FS Djay Jones
 P Durant Brooks

2007
OFFENSE

WR Greg Smith
 LT Andrew Gardner
 LG Dan Voss
 C Kevin Tuminello
 RG Matt Rhodes
 RT A.J. Smith
 Cord Howard
 TE Colin Peek
 QB Taylor Bennett
 TB Tashard Choice
 FB Mike Cox
 WR James Johnson
 K Travis Bell

DEFENSE

DE Adamm Oliver
 DT Darryl Richard
 DT Vance Walker
 DE Darrell Robertson
 LB Gary Guyton
 LB Philip Wheeler
 LB Shane Bowen
 CB Avery Robertson
 CB Jahi Word-Daniels
 SS Jamal Lewis
 FS Djay Jones
 P Durant Brooks

2008
OFFENSE

WR Demaryius Thomas
 LT Andrew Gardner
 Nick Claytor
 LG Cord Howard
 C Dan Voss
 RG Joseph Gilbert
 RT David Brown
 Austin Barrick
 QB Joshua Nesbitt
 BB Jonathan Dwyer
 AB Lucas Cox
 AB Roddy Jones
 WR Tyler Melton
 K Scott Blair

**DEFENSE**

DE Michael Johnson
 DT Darryl Richard
 DT Vance Walker
 DE Derrick Morgan
 LB Anthony Barnes
 Tony Clark
 LB Kyle Jackson
 LB Sedric Griffin
 CB Mario Butler
 CB Jahl Word-Daniels
 SS Dominique Reese
 FS Morgan Burnett
 P Scott Blair

2009**OFFENSE**

WR Demaryius Thomas
 LT Austin Barrick
 LG Cord Howard
 C Sean Bedford
 RG Joseph Gilbert
 RT Brad Sellers
 QB Joshua Nesbitt
 BB Jonathan Dwyer
 AB Anthony Allen
 AB Roddy Jones
 WR Tyler Melton
 K Scott Blair

DEFENSE

DE Anthony Egbuniwe
 DT Logan Walls
 DT Ben Anderson
 DE Derrick Morgan
 LB Steven Sylvester
 LB Brad Jefferson
 LB Sedric Griffin
 CB Mario Butler
 CB Jerrard Tarrant
 SS Mario Edwards
 FS Morgan Burnett
 P Chandler Anderson

2010**OFFENSE**

WR Stephen Hill
 LT Nick Claytor
 LG Will Jackson
 C Sean Bedford
 RG Omoregie Uzzi
 RT Phil Smith
 QB Joshua Nesbitt
 BB Anthony Allen
 AB Orwin Smith
 AB Roddy Jones
 WR Kevin Cone
 K Scott Blair

DEFENSE

DE Izaan Cross
 DT Logan Walls
 DE Jason Peters
 OLB Steven Sylvester
 ILB Brad Jefferson

ILB Julian Burnett
 OLB Anthony Egbuniwe
 CB Mario Butler
 CB Dominique Reese
 S Mario Edwards
 S Jerrard Tarrant
 P Sean Poole

2011**OFFENSE**

WR Stephen Hill
 LT Ray Beno
 LG Will Jackson
 C Jay Finch
 RG Omoregie Uzzi
 RT Phil Smith
 QB Tevin Washington
 BB David Sims
 AB Orwin Smith
 AB Roddy Jones
 WR Tyler Melton
 K Justin Moore

DEFENSE

DE Izaan Cross
 DT Logan Walls
 DE Jason Peters
 OLB Steven Sylvester
 ILB Quayshawn Nealy
 ILB Julian Burnett
 OLB Jeremiah Attaochu
 CB Louis Young
 CB Rod Sweeting
 S Isaiah Johnson
 S Rashaad Reid
 P Sean Poole

2012**OFFENSE**

WR Darren Waller
 LT Ray Beno
 LG Shaq Mason
 C Jay Finch
 RG Omoregie Uzzi
 RT Will Jackson
 Morgan Bailey
 WR Jeff Greene
 QB Tevin Washington
 BB David Sims
 AB Orwin Smith
 AB Robert Godhigh
 K David Scully
 Chris Tanner

DEFENSE

DE Izaan Cross
 DT T.J. Barnes
 DE Emmanuel Dieke
 OLB Jeremiah Attaochu
 ILB Quayshan Nealy
 ILB Jabari Hunt-Days
 OLB Brandon Watts
 CB Rod Sweeting
 CB Louis Young
 S Jemea Thomas

S Isaiah Johnson
 P Sean Poole

2013**OFFENSE**

WR DeAndre Smelter
 LT Will Jackson
 LG Trey Braun
 C Jay Finch
 RG Shaq Mason
 RT Bryan Chamberlain
 WR Micheal Summers
 QB Vad Lee
 BB David Sims
 AB Synjyn Days
 AB Robert Godhigh
 K Harrison Butker

DEFENSE

DE Jeremiah Attaochu
 DT Adam Gotsis
 DT Euclid Cummings
 DE Emmanuel Dieke
 OLB Quayshawn Nealy
 ILB Jabari Hunt-Days
 OLB Brandon Watts
 CB D.J. White
 CB Louis Young
 S Jemea Thomas
 S Demond Smith
 P Sean Poole

2014**OFFENSE**

QB Justin Thomas
 AB Tony Zenon
 AB Charles Perkins
 BB Zach Laskey
 Synjyn Days
 WR DeAndre Smelter
 WR Darren Waller
 Michael Summers
 LT Bryan Chamberlain
 LG Trey Braun
 C Freddie Burden
 RG Shaquille Mason
 RT Chris Griffin
 Errin Joe
 K Harrison Butker

DEFENSE

DE KeShun Freeman
 DT Adam Gotsis
 NT Shawn Green
 DE Rod Rook-Chungong
 LB Quayshawn Nealy
 LB P.J. Davis
 CB Chris Milton
 SS Isaiah Johnson
 FS Jamal Golden
 CB D.J. White
 P Ryan Rodwell

2015**OFFENSE**

QB Justin Thomas
 AB Isiah Willis
 AB Clinton Lynch
 BB Patrick Skov
 Marcus Marshall
 WR Ricky Jeune
 WR Brad Stewart
 LT Bryan Chamberlain
 Trey Klock
 LG Trey Braun
 C Freddie Burden
 RG Shamire Devine
 RT Errin Joe
 Will Bryan
 K Harrison Butker

DEFENSE

DE KeShun Freeman
 DT Adam Gotsis
 NT Patrick Gamble
 DE Rod Rook-Chungong
 LB Tyler Marcordes
 LB P.J. Davis
 NB Lawrence Austin
 CB Chris Milton
 SS Jamal Golden
 FS Demond Smith
 CB D.J. White
 P Ryan Rodwell

2016**OFFENSE**

QB Justin Thomas
 AB J.J. Green
 AB Clinton Lynch
 BB Dedrick Mills
 LT Eason Frommayan
 LG Parker Braun
 C Freddie Burden
 RG Will Bryan
 RT Andrew Marshall
 WR Ricky Jeune
 WR Brad Stewart
 HARRISON BUTKER

DEFENSE

DE KeShun Freeman
 DT Patrick Gamble
 DT Kyle Cerge-Henderson
 DE Rod Rook-Chungong
 LB Brant Mitchell
 LB P.J. Davis
 SS A.J. Gray
 FS Corey Griffin
 NB Lawrence Austin
 CB Lance Austin
 CB Step Durham
 P Ryan Rodwell

2017**OFFENSE**

QB TaQuon Marshall
 AB Qua Searcy
 AB Clinton Lynch
 BB KirVonte Benson
 LT Jahaziel Lee
 LG Parker Braun
 C Kenny Cooper
 RG Shamire Devine
 RT Jake Stickler
 WR Ricky Jeune
 WR Brad Stewart
 PK Brenton King

DEFENSE

DE KeShun Freeman
 DT Brentavious Glanton
 DT Desmond Branch
 DE Anree Saint-Amour
 LB Brant Mitchell
 LB Victor Alexander
 SS Corey Griffin
 FS A.J. Gray
 NB Lawrence Austin
 CB Lance Austin
 CB Step Durham
 P Pressley Harvin III

2018**OFFENSE**

QB TaQuon Marshall
 AB Qua Searcy
 AB Clinton Lynch
 BB Jordan Mason
 LT Zach Quinney
 LG Parker Braun
 C Kenny Cooper
 RG Connor Hansen
 RT Andrew Marshall
 WR Brad Camp
 WR Brad Stewart
 PK Wesley Wells

DEFENSE

DE Desmond Branch
 DT Kyle Cerge-Henderson
 DE Anree Saint-Amour
 LB Brant Mitchell
 LB Victor Alexander
 LB David Curry
 SS Jalen Johnson
 SS Tariq Carpenter
 FS Malik Rivera
 CB Jaytlin Askew
 CB Tre Swilling
 P Pressley Harvin III

2019**OFFENSE**

QB James Graham
 RB Jordan Mason
 WR Adonias Sanders
 WR Ahmarea Brown
 TE Tyler Davis



LT Zach Quinney
LG Jack DeFoor
C William Lay III
RG Mikey Minihan
RT Jared Southers

LB Ayinde Eley
LB Quez Jackson
LB Charlie Thomas
S Tariq Carpenter
S Juanyeh Thomas
NIC Wesley Walker
CB Tre Swilling
CB Zamari Walton

DEFENSE

DE Kelton Dawson
DE Antwan Owens
DT T.K. Chimedza
DT Chris Martin
LB David Curry
LB Charlie Thomas
S Juanyeh Thomas
S Tariq Carpenter
CB Tre Swilling
CB Zamari Walton
NIC Christian Campbell
P Pressley Harvin III

2022

OFFENSE

LT Corey Robinson II
LG Pierce Quick
C Weston Franklin
RG Joe Fusile
RT Jordan Williams
TE Dylan Leonard
WR Malachi Carter
WR EJ Jenkins
WR Nate McCollum
RB Dontae Smith
QB Jeff Sims

2020

OFFENSE

QB Jeff Sims
RB Jahmyr Gibbs
WR Jalen Camp
WR Malachi Carter
WR Ahmarean Brown
TE Dylan Deveney
LT Zach Quinney
LG Jack DeFoor
C Mikey Minihan
RG Ryan Johnson
RT Jordan Williams

DEFENSE

DE Keion White
DT D'Quan Douse
DT Makius Scott
DE Kyle Kennard
LB Ayinde Eley
LB Charlie Thomas
S LaMiles Brooks
S Clayton Powell-Lee
NIC K.J. Wallace
CB Myles Sims
CB Zamari Walton

DEFENSE

DE Jordan Domineck
DT Dijimon Brooks
DT Mike Lockhart
DE Kyle Kennard
LB David Curry
LB Quez Jackson
S Tariq Carpenter
S Juanyeh Thomas
NIC Wesley Walker
CB Tre Swilling
CB Zamari Walton

2023

OFFENSE

LT Ethan Mackenny
LG Joe Fusile
C Weston Franklin
RG Connor Scaglione
RT Jordan Williams
TE Dylan Leonard
WR Dominick Blaylock
WR Malik Rutherford
WR Eric Singleton Jr.
RB Jamal Haynes
QB Haynes King

2021

OFFENSE

LT Devin Cochran
LG Paula Vaipulu
C Mikey Minihan
RG Ryan Johnson
RT Jordan Williams
TE Dylan Leonard
WR Malachi Carter
WR Kyric McGowan
WR Adonias Sanders
RB Jahmyr Gibbs
QB Jeff Sims

DEFENSE

DE Kevin Harris II
DT Zeek Biggers
DT D'Quan Douse
DE Makius Scott
LB Kyle Efford
LB Paul Moala
SS LaMiles Brooks
FS Jaylon King
NIC K.J. Wallace
CB Kenan Johnson
CB Myles Sims

DEFENSE

DE Jordan Domineck
DT Dijimon Brooks
DE Jared Ivey



BOBBY DODD STADIUM AT HYUNDAI FIELD

First Game	Sept. 27, 1913 as Grant Field
Capacity	51,913
All-Time Record	485-220-21 (.683)
Total Games Played	726
Longest Win Streak	23 games (1915-19)
Longest Win Streak (since 1950)	17 games (1951-54, 1989-91)
Longest Unbeaten Streak	37 games (1914-19)
Longest Unbeaten Streak (since 1950)	22 games (1950-54)

Record by Decade:

DECADE	G	RECORD	PCT
1913-1919	51	44-5-2882
1920-1929	74	56-12-6797
1930-1939	65	33-28-4538
1940-1949	67	51-16-0761
1950-1959	63	45-14-4746
1960-1969	61	44-16-1730
1970-1979	70	47-21-2686
1980-1989	62	30-30-2500
1990-1999	59	40-19-0678
2000-2009	63	44-19-0698
2010-2019	66	42-24-0636
2020-2023	25	9-16-0360

NATION'S OLDEST FOOTBALL STADIUMS (FBS ONLY)

Georgia Tech	Bobby Dodd Stadium at Hyundai Field	1913
Mississippi State	Scott Field	1915
Cincinnati	Nippert Stadium	1916
Wisconsin	Camp Randall	1917
Washington	Husky Stadium	1920

NATION'S OLDEST FOOTBALL STADIUMS (ALL)

Penn.	Franklin Field	1895
Harvard	Harvard Stadium	1903
Georgia Tech	Bobby Dodd Stadium at Hyundai Field	1913
Yale	Yale Bowl	1914
Mississippi State	Scott Field	1915

MILESTONE GAMES

	Date	Opponent	Result
First Game	Sept. 27, 1913	Ft. McPherson	W, 19-0
First Game vs. Georgia	Nov. 15, 1913	Georgia	L, 0-14
First Win vs. Georgia	Nov. 13, 1914	Georgia	W, 7-0
First Thanksgiving Day Game	Nov. 27, 1913	Clemson	W, 34-0
First Game Under Coach Alexander	Sept. 25, 1920	Wake Forest	W, 44-0
100th Win	Nov. 28, 1929	Auburn	W, 19-16
First SEC Game	Oct. 14, 1933	Auburn	W, 16-6
First Night Game	Sept. 26, 1936	Presbyterian	W, 55-0
First Game vs. Ranked Opponent	Nov. 7, 1936	Auburn (No. 20)	L, 12-13
First Game Under Coach Dodd	Oct. 6, 1945	Notre Dame	L, 7-40
First Win Under Coach Dodd	Oct. 13, 1945	Howard (now Samford)	W, 43-0
First Televised Game	Oct. 2, 1948	Tulane	W, 13-7
200th Win	Nov. 8, 1952	Army	W, 45-6
First Game Televised By NBC	Sept. 17, 1955	Miami	W, 14-6
First Game As An Independent	Sept. 19, 1964	Vanderbilt	W, 14-2
Last Game Under Coach Dodd	Nov. 12, 1966	Penn State	W, 31-0
300th Win	Sept. 20, 1975	Miami	W, 28-23
First ACC Game	Nov. 3, 1979	Duke	W, 24-14
First Game Televised By TBS	Nov. 3, 1983	Virginia	W, 31-27
First Game Televised By ESPN	Sept. 29, 1984	Clemson	W, 28-21
First Game Televised By Raycom	Oct. 6, 1984	NC State	L, 22-27
First Game Televised By CBS	Oct. 19, 1985	Auburn	L, 14-17
First ESPN Thursday Night Game	Sept. 19, 1991	Virginia	W, 24-21
400th Win	Aug. 31, 2002	Vanderbilt	W, 45-3

BOBBY DODD STADIUM/GRANT FIELD CAPACITY OVER THE YEARS

1913-1918	7,000	1967-1985	58,121
1919-1924	25,000	1986-1988	46,000
1925-1946	30,000	1989-2002	43,719
1947-1961	44,000	2003-2023	55,000
1962-1966	53,300	2024	51,913

YEAR-BY-YEAR ATTENDANCE

YEAR	G	W-L-T	AVERAGE	YEAR	G	W-L-T	AVERAGE
1949	7	6-1-0	32,500	1987	6	2-4-0	34,899
1950	7	3-4-0	27,858	1988	6	3-3-0	36,180
1951	7	6-0-1	29,858	1989	7	6-1-0	34,352
1952	8	8-0-0	31,748	1990	6	6-0-0	42,014
1953	6	6-0-0	35,750	1991	6	5-1-0	42,327
1954	7	5-2-0	34,286	1992	6	4-2-0	43,178
1955	7	5-1-1	37,250	1993	6	3-3-0	41,354
1956	5	4-1-0	39,600	1994	6	1-5-0	40,751
1957	6	2-2-2	39,834	1995	6	4-2-0	41,237
1958	6	4-1-1	42,883	1996	6	4-2-0	44,855
1959	5	2-3-0	43,940	1997	5	3-2-0	43,176
1960	5	4-1-0	43,492	1998	6	4-2-0	40,471
1961	5	5-0-0	44,986	1999	6	6-0-0	45,737
1962	6	4-1-1	49,375	2000	6	5-1-0	42,671
1963	6	5-1-0	46,522	2001	6	3-3-0	41,686
1964	7	5-2-0	48,062	2002	6	4-2-0	43,156
1965	7	5-2-0	47,375	2003	6	4-2-0	52,862
1966	7	7-0-0	44,578	2004	6	3-3-0	46,817
1967	6	3-3-0	56,386	2005	6	4-2-0	51,607
1968	6	3-3-0	47,213	2006	7	6-1-0	50,617
1969	7	4-3-0	48,059	2007	7	4-3-0	50,279
1970	7	6-1-0	48,250	2008	7	6-1-0	47,489
1971	8	5-3-0	50,038	2009	6	5-1-0	51,584
1972	7	5-1-1	45,029	2010	6	4-2-0	46,449
1973	7	4-3-0	51,583	2011	7	5-2-0	48,232
1974	7	5-2-0	40,472	2012	7	4-3-0	43,955
1975	8	6-2-0	43,475	2013	7	5-2-0	49,077
1976	7	3-3-1	43,047	2014	6	5-1-0	48,519
1977	7	4-3-0	44,836	2015	7	3-4-0	50,707
1978	7	5-2-0	34,200	2016	7	5-2-0	47,503
1979	7	4-3-0	36,374	2017	6	5-1-0	46,885
1980	6	1-4-1	34,555	2018	6	4-2-0	43,087
1981	6	0-6-0	38,456	2019	7	2-5-0	44,599
1982	5	3-2-0	36,687	2020	6	2-4-0	11,000*
1983	6	2-4-0	36,817	2021	6	1-5-0	37,780
1984	6	4-2-0	43,381	2022	5	2-3-0	34,408
1985	7	5-2-0	40,210	2023	6	3-3-0	36,622
1986	6	4-1-1	32,200				

LARGEST CROWDS

ALL-TIME

ATT	OPPONENT, DATE
1. 60,316	Georgia, Dec. 1 1973
2. 60,204	Auburn, Oct. 16, 1971
3. 60,124	Georgia, Nov. 25, 1971
4. 60,106	Georgia, Nov. 29, 1969
5. 60,104	Georgia, Nov. 26, 1977

POST-RENOVATION (2003-PRES., CAPACITY: 55,000)

ATT	OPPONENT, DATE
1. 56,680	Notre Dame, Sept. 2, 2006
2. 56,412	Georgia, Nov. 26, 2005
3. 55,646	Clemson, Oct. 29, 2011
4. 55,407	Georgia, Nov. 28, 2009
5. 55,320	Miami, Oct. 28, 2006
6. 55,000	Eight times, most recent: Georgia, Nov. 30, 2019

RECENT/UPCOMING RENOVATIONS



New \$4 million locker room; completed July 2018



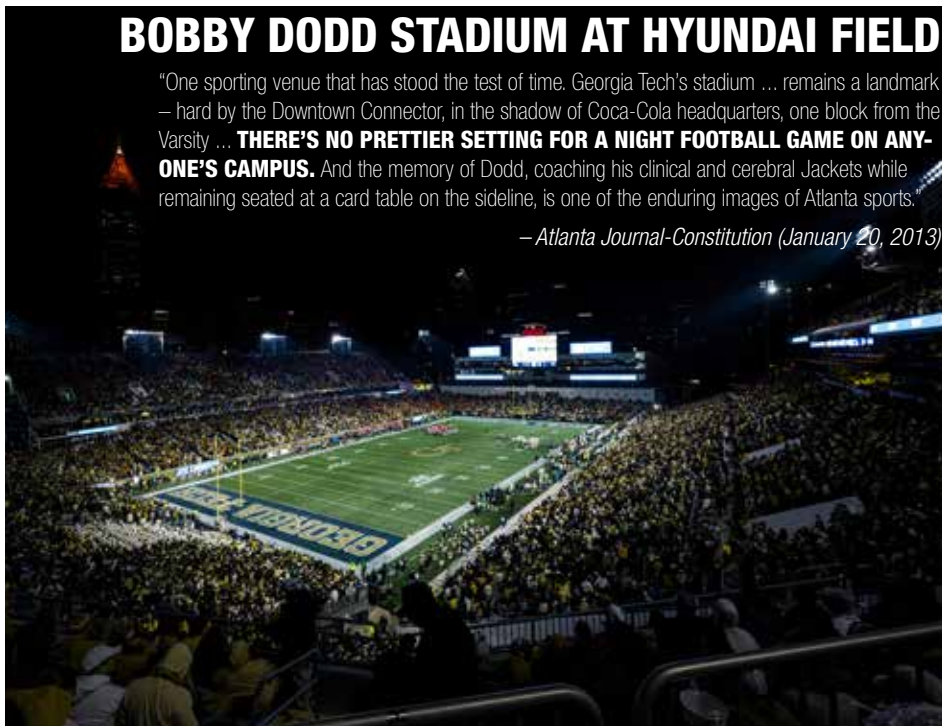
Fanning Student-Athlete Performance Center: 2026

*Capacity was limited to 11,000 due to Covid-19 pandemic

BOBBY DODD STADIUM AT HYUNDAI FIELD

"One sporting venue that has stood the test of time. Georgia Tech's stadium ... remains a landmark – hard by the Downtown Connector, in the shadow of Coca-Cola headquarters, one block from the Varsity ... **THERE'S NO PRETTIER SETTING FOR A NIGHT FOOTBALL GAME ON ANY-ONE'S CAMPUS.** And the memory of Dodd, coaching his clinical and cerebral Jackets while remaining seated at a card table on the sideline, is one of the enduring images of Atlanta sports.

– Atlanta Journal-Constitution (January 20, 2013)



THROUGH THE YEARS



1913



1958



2006



1925



1985



TODAY



1948



1992

