



**GEORGIA TECH<sup>®</sup>**  
**BASKETBALL**

**2024-25 RECORD BOOK**

## ***2023-24 REVIEW***

---

<b>Overall, ACC Statistics</b>	<b>42-43</b>
<b>Home/Away/Neutral Breakdown</b>	<b>44</b>
<b>Game-by-Game Points/Rebounds/Assists, Starting Lineups</b>	<b>45</b>
<b>Game-by-Game Team Totals</b>	<b>46</b>
<b>Game Recaps, Box Scores</b>	<b>49-55</b>
<b>Team and Individual Superlatives</b>	<b>56-57</b>



# 2022-23 SEASON STATISTICS AND RESULTS

## Game Records

Record	Overall	Home	Away	Neutral
ALL GAMES	14-18	8-7	4-9	2-2
CONFERENCE	7-13	4-6	3-7	0-0
NON-CONFERENCE	7-5	4-1	1-2	2-2

## Score by Periods

Team	1st	2nd	OT	TOT
Georgia Tech	1066	1172	34	2272
Opponents	1113	1257	37	2407

## Team Box Score

No.	Player	Total			3-Point			F-Throw		Rebounds				PF		DQ		A		BLK		STL		PTS		AVG	
		GP-GS	MIN	AVG	FG-FGA	FG%	3FG-3FGA	3FG%	FT-FTA	FT%	OFF	DEF	TOT	AVG	PF	DQ	A	TO	BLK	STL	PTS	AVG					
13	KELLY, Miles	32-32	1017:39	31.8	150-406	.369	69-215	.321	77-105	.733	31	144	175	5.5	78	1	59	63	8	25	446	13.9					
11	NDONGO, Baye	29-29	805:03	27.8	148-265	.558	4-12	.333	59-88	.670	74	164	238	8.2	81	5	28	74	32	22	359	12.4					
2	GEORGE, Naithan	29-28	862:53	29.8	102-242	.421	32-102	.314	49-71	.690	12	57	69	2.4	47	0	135	60	3	10	285	9.8					
14	REEVES JR., Kowacie	32-32	922:12	28.8	110-264	.417	51-133	.383	42-50	.840	33	93	126	3.9	41	0	28	37	16	16	313	9.8					
1	STURDIVANT, Kyle	32-0	662:53	20.7	92-223	.413	40-104	.385	59-68	.868	9	58	67	2.1	48	0	91	46	3	18	283	8.8					
3	COLEMAN, Dallan "Deebo"	28-0	522:17	18.7	58-144	.403	32-94	.340	18-30	.600	22	46	68	2.4	43	0	18	10	6	14	166	5.9					
5	GAPARE, Tafara	29-15	526:58	18.2	52-150	.347	10-59	.169	34-50	.680	23	78	101	3.5	54	1	24	27	33	10	148	5.1					
12	CLAUDE, Tyzhaun	32-4	556:53	17.4	51-103	.495	1-7	.143	49-74	.662	78	87	165	5.2	65	2	22	25	14	9	152	4.8					
24	ABRAM, Amaree	10-4	108:19	10.8	11-42	.262	4-20	.200	8-13	.615	2	15	17	1.7	10	0	11	9	2	1	34	3.4					
23	SACKO, Ibrahima	20-3	227:08	11.4	18-38	.474	4-14	.286	3-10	.300	20	33	53	2.7	26	0	4	11	4	11	43	2.2					
4	MURPHY, Carter	14-0	108:49	7.8	9-24	.375	7-19	.368	0-0	.000	0	10	10	0.7	11	0	3	1	2	3	25	1.8					
10	DOWUONA, Ebenezer	18-13	172:56	9.6	9-21	.429	0-0	.000	0-2	.000	14	11	25	1.4	23	0	2	8	5	1	18	1.0					
35	NICHOLS, Emmer	2-0	04:05	2.0	0-0	.000	0-0	.000	0-0	.000	1	3	4	2.0	0	0	0	0	0	0	0	0.0					
33	SAN MIGUEL, Marcos	1-0	01:55	1.9	0-2	.000	0-1	.000	0-0	.000	1	0	1	1.0	0	0	0	1	0	0	0	0.0					
Team											47	53	100					21									
<b>Total</b>		<b>32</b>	<b>6500</b>		<b>810-1924</b>	<b>.421</b>	<b>254-780</b>	<b>.326</b>	<b>398-561</b>	<b>.709</b>	<b>367</b>	<b>852</b>	<b>1219</b>	<b>38.1</b>	<b>527</b>	<b>9</b>	<b>425</b>	<b>393</b>	<b>128</b>	<b>140</b>	<b>2272</b>	<b>71.0</b>					
<b>Opponents</b>		<b>32</b>	<b>6500</b>		<b>846-1976</b>	<b>.428</b>	<b>254-779</b>	<b>.326</b>	<b>461-624</b>	<b>.739</b>	<b>339</b>	<b>794</b>	<b>1133</b>	<b>35.4</b>	<b>520</b>	<b>9</b>	<b>431</b>	<b>283</b>	<b>103</b>	<b>221</b>	<b>2407</b>	<b>75.2</b>					

## Team Statistics

	GATECH	OPP
<b>Scoring</b>	<b>2272</b>	<b>2407</b>
Points per game	71.0	75.2
Scoring margin	-4.2	-
<b>Field goals-att</b>	<b>810-1924</b>	<b>846-1976</b>
Field goal pct	.421	.428
<b>3 point fg-att</b>	<b>254-780</b>	<b>254-779</b>
3-point FG pct	.326	.326
3-pt FG made per game	7.9	7.9
<b>Free throws-att</b>	<b>398-561</b>	<b>461-624</b>
Free throw pct	.709	.739
F-Throws made per game	12.4	14.4
<b>Rebounds</b>	<b>1219</b>	<b>1133</b>
Rebounds per game	38.1	35.4
Rebounding margin	+2.7	-
<b>Assists</b>	<b>425</b>	<b>431</b>
Assists per game	13.3	13.5
<b>Turnovers</b>	<b>393</b>	<b>283</b>
Turnovers per game	12.3	8.8
Turnover margin	-3.4	-
Assist/turnover ratio	1.1	1.5
<b>Steals</b>	<b>140</b>	<b>221</b>
Steals per game	4.4	6.9
<b>Blocks</b>	<b>128</b>	<b>103</b>
Blocks per game	4.0	3.2
<b>Winning streak</b>	<b>0</b>	<b>-</b>
Home win streak	1	-
<b>Attendance</b>	<b>74912</b>	<b>116663</b>
Home games-Avg/Game	15-4994	13-8974
Neutral site-Avg/Game	-	4-5754

## Team Results

Date	Opponent	Score	Att.
11/06/2023	Ga. Southern	W 84-62	3414
11/09/2023	Howard	W 88-85	3802
11/14/2023	UMass Lowell	L 71-74	3778
11/22/2023	at Cincinnati	L 54-89	11756
11/28/2023	Mississippi St.	W 67-59	3913
12/02/2023	Duke	W 72-68	7758
12/05/2023	at Georgia	L 62-76	9017
12/09/2023	Alabama A&M	W 70-49	3919
12/16/2023	vs Penn St.	Wot 82-81	12720
12/21/2023	vs Massachusetts	W 73-70	5290
12/22/2023	at Hawaii	W 73-68	4919
12/24/2023	vs Nevada	L 64-72	5005
01/03/2024	at Florida St.	L 71-82	4248
01/06/2024	Boston College	L 87-95	5052
01/09/2024	Notre Dame	Lot 68-75	3729
01/13/2024	at Duke	L 79-84	9314
01/16/2024	at Clemson	Wot2 93-90	7217
01/20/2024	Virginia	L 66-75	6380
01/23/2024	Pittsburgh	L 64-72	3612
01/27/2024	at Virginia Tech	L 67-91	8925
01/30/2024	North Carolina	W 74-73	8600
02/03/2024	at NC State	L 76-82	15523
02/06/2024	Wake Forest	L 51-80	4239
02/10/2024	at Louisville	L 67-79	11891
02/14/2024	at Notre Dame	L 55-58	4589
02/17/2024	Syracuse	W 65-60	6241
02/21/2024	Clemson	L 57-81	4567
02/24/2024	at Miami (FL)	W 80-76	7906
03/02/2024	Florida St.	W 85-76	5908
03/05/2024	at Wake Forest	W 70-69	7481
03/09/2024	at Virginia	L 57-72	13877
03/12/2024	vs Notre Dame	L 80-84	0

2021-22 REVIEW

# 2022-23 SEASON STATISTICS AND RESULTS - ACC ONLY

## Game Records

Record	Overall	Home	Away	Neutral
ALL GAMES	7-13	4-6	3-7	0-0
CONFERENCE	7-13	4-6	3-7	0-0
NON-CONFERENCE	0-0	0-0	0-0	0-0

## Score by Periods

Team	1st	2nd	OT	TOT
Georgia Tech	658	722	24	1404
Opponents	717	793	28	1538

## Team Box Score

No.	Player				Total		3-Point		F-Throw		Rebounds											
		GP-GS	MIN	AVG	FG-FGA	FG%	3FG-3FGA	3FG%	FT-FTA	FT%	OFF	DEF	TOT	AVG	PF	DQ	A	TO	BLK	STL	PTS	AVG
13	KELLY, Miles	20-20	632:58	31.6	97-237	.409	52-135	.385	31-39	.795	12	97	109	5.5	54	1	35	41	6	13	277	13.9
11	NDONGO, Baye	20-20	564:59	28.2	103-186	.554	4-9	.444	41-63	.651	44	110	154	7.7	55	4	17	53	20	13	251	12.6
2	GEORGE, Naithan	20-20	606:47	30.3	70-171	.409	21-71	.296	34-49	.694	8	40	48	2.4	32	0	100	42	2	6	195	9.8
1	STURDIVANT, Kyle	20-0	430:59	21.5	56-143	.392	32-80	.400	39-44	.886	5	37	42	2.1	29	0	58	25	3	11	183	9.2
14	REEVES JR., Kowacie	20-20	564:25	28.2	66-162	.407	38-92	.413	13-16	.813	20	53	73	3.7	28	0	18	21	6	10	183	9.2
5	GAPARE, Tafara	19-9	354:15	18.6	33-99	.333	6-42	.143	25-35	.714	12	59	71	3.7	31	1	18	20	20	6	97	5.1
3	COLEMAN, Dallan "Deebo"	16-0	247:48	15.5	28-68	.412	13-41	.317	7-12	.583	10	24	34	2.1	20	0	6	4	3	8	76	4.8
12	CLAUDE, Tyzhaun	20-0	361:06	18.1	26-52	.500	0-1	.000	33-44	.750	49	50	99	5.0	40	1	10	14	11	4	85	4.3
23	SACKO, Ibrahima	11-3	114:51	10.4	11-22	.500	2-7	.286	2-3	.667	8	15	23	2.1	11	0	2	3	3	4	26	2.4
4	MURPHY, Carter	10-0	85:00	8.5	7-19	.368	5-14	.357	0-0	.000	0	5	5	0.5	7	0	3	1	0	3	19	1.9
24	ABRAM, Amaree	4-0	24:11	6.0	2-8	.250	0-3	.000	2-4	.500	0	1	1	0.3	2	0	2	1	1	0	6	1.5
10	DOWUONA, Ebenezer	9-8	87:41	9.7	3-10	.300	0-0	.000	0-0	.000	5	7	12	1.3	13	0	0	3	2	0	6	0.7
Team											22	31	53					12				
<b>Total</b>		<b>20</b>	<b>4075</b>		<b>502-1177</b>	<b>.427</b>	<b>173-495</b>	<b>.349</b>	<b>227-309</b>	<b>.735</b>	<b>195</b>	<b>529</b>	<b>724</b>	<b>36.2</b>	<b>322</b>	<b>7</b>	<b>269</b>	<b>240</b>	<b>77</b>	<b>78</b>	<b>1404</b>	<b>70.2</b>
<b>Opponents</b>		<b>20</b>	<b>4075</b>		<b>543-1238</b>	<b>.439</b>	<b>160-468</b>	<b>.342</b>	<b>292-383</b>	<b>.762</b>	<b>208</b>	<b>500</b>	<b>708</b>	<b>35.4</b>	<b>302</b>	<b>6</b>	<b>299</b>	<b>159</b>	<b>62</b>	<b>132</b>	<b>1538</b>	<b>76.9</b>

## Team Statistics

	GATECH	OPP
<b>Scoring</b>	<b>1404</b>	<b>1538</b>
Points per game	70.2	76.9
Scoring margin	-6.7	-
<b>Field goals-att</b>	<b>502-1177</b>	<b>543-1238</b>
Field goal pct	.427	.439
<b>3 point fg-att</b>	<b>173-495</b>	<b>160-468</b>
3-point FG pct	.349	.342
3-pt FG made per game	8.7	8.0
<b>Free throws-att</b>	<b>227-309</b>	<b>292-383</b>
Free throw pct	.735	.762
F-Throws made per game	11.4	14.6
<b>Rebounds</b>	<b>724</b>	<b>708</b>
Rebounds per game	36.2	35.4
Rebounding margin	+0.8	-
<b>Assists</b>	<b>269</b>	<b>299</b>
Assists per game	13.5	15.0
<b>Turnovers</b>	<b>240</b>	<b>159</b>
Turnovers per game	12.0	8.0
Turnover margin	-4.1	-
Assist/turnover ratio	1.1	1.9
<b>Steals</b>	<b>78</b>	<b>132</b>
Steals per game	3.9	6.6
<b>Blocks</b>	<b>77</b>	<b>62</b>
Blocks per game	3.9	3.1
<b>Winning streak</b>	<b>0</b>	<b>-</b>
Home win streak	1	-
<b>Attendance</b>	<b>56086</b>	<b>90971</b>
Home games-Avg/Game	10-5609	10-9097
Neutral site-Avg/Game	-	0-0

## Team Results

Date	Opponent		Score	Att.
12/02/2023	Duke	W	72-68	7758
01/03/2024	at Florida St.	L	71-82	4248
01/06/2024	Boston College	L	87-95	5052
01/09/2024	Notre Dame	Lot	68-75	3729
01/13/2024	at Duke	L	79-84	9314
01/16/2024	at Clemson	Wot2	93-90	7217
01/20/2024	Virginia	L	66-75	6380
01/23/2024	Pittsburgh	L	64-72	3612
01/27/2024	at Virginia Tech	L	67-91	8925
01/30/2024	North Carolina	W	74-73	8600
02/03/2024	at NC State	L	76-82	15523
02/06/2024	Wake Forest	L	51-80	4239
02/10/2024	at Louisville	L	67-79	11891
02/14/2024	at Notre Dame	L	55-58	4589
02/17/2024	Syracuse	W	65-60	6241
02/21/2024	Clemson	L	57-81	4567
02/24/2024	at Miami (FL)	W	80-76	7906
03/02/2024	Florida St.	W	85-76	5908
03/05/2024	at Wake Forest	W	70-69	7481
03/09/2024	at Virginia	L	57-72	13877

2021-22 REVIEW



# 2023-24 HOME/ROAD/NEUTRAL BREAKDOWN

## Home Games

No.	Player				Total		3-Point		F-Throw		Rebounds											
		GP-GS	MIN	AVG	FG-FGA	FG%	3FG-3FGA	3FG%	FT-FTA	FT%	OFF	DEF	TOT	AVG	PF	DQ	A	TO	BLK	STL	PTS	AVG
13	KELLY, Miles	15-15	473:13	31.5	67-196	.342	34-108	.315	33-47	.702	20	66	86	5.7	33	0	23	34	6	9	201	13.4
11	NDONGO, Baye	12-12	319:54	26.7	60-112	.536	3-7	.429	23-34	.676	25	60	85	7.1	26	1	12	29	12	9	146	12.2
1	STURDIVANT, Kyle	15-0	326:02	21.7	53-118	.449	24-55	.436	27-33	.818	5	34	39	2.6	26	0	44	23	1	9	157	10.5
14	REEVES JR., Kowacie	15-15	443:24	29.6	49-127	.386	22-65	.338	26-29	.897	21	45	66	4.4	23	0	15	16	7	10	146	9.7
2	GEORGE, Naithan	12-12	339:24	28.3	34-90	.378	8-39	.205	27-35	.771	7	22	29	2.4	23	0	64	24	2	4	103	8.6
3	COLEMAN, Dallan "Deebo"	13-0	266:03	20.5	30-72	.417	16-45	.356	14-25	.560	11	19	30	2.3	19	0	8	2	5	6	90	6.9
12	CLAUDE, Tyzhaun	15-3	272:27	18.2	33-68	.485	1-7	.143	24-41	.585	37	48	85	5.7	29	1	13	12	7	5	91	6.1
24	ABRAM, Amaree	6-3	80:49	13.5	10-33	.303	4-19	.211	7-11	.636	2	10	12	2.0	7	0	7	8	2	1	31	5.2
5	GAPARE, Tafara	13-6	226:42	17.4	23-65	.354	3-24	.125	18-21	.857	10	42	52	4.0	18	0	10	13	12	7	67	5.2
10	DOWUONA, Ebenezer	11-8	112:23	10.2	8-14	.571	0-0	.000	0-2	.000	10	9	19	1.7	15	0	0	5	4	1	16	1.5
23	SACKO, Ibrahima	12-1	125:08	10.4	6-16	.375	1-4	.250	3-7	.429	14	24	38	3.2	15	0	1	6	3	9	16	1.3
4	MURPHY, Carter	8-0	35:41	4.5	2-8	.250	1-7	.143	0-0	.000	0	2	2	0.3	2	0	1	0	0	0	5	0.6
35	NICHOLS, Emmer	1-0	01:55	1.9	0-0	.000	0-0	.000	0-0	.000	1	2	3	3.0	0	0	0	0	0	0	0	0.0
33	SAN MIGUEL, Marcos	1-0	01:55	1.9	0-2	.000	0-1	.000	0-0	.000	1	0	1	1.0	0	0	0	1	0	0	0	0.0
Team											27	22	49					12				
<b>Total</b>		<b>15</b>	<b>3025</b>		<b>375-921</b>	<b>.407</b>	<b>117-381</b>	<b>.307</b>	<b>202-285</b>	<b>.709</b>	<b>191</b>	<b>405</b>	<b>596</b>	<b>39.7</b>	<b>236</b>	<b>2</b>	<b>198</b>	<b>185</b>	<b>61</b>	<b>70</b>	<b>1069</b>	<b>71.3</b>
<b>Opponents</b>		<b>15</b>	<b>3025</b>		<b>393-929</b>	<b>.423</b>	<b>104-337</b>	<b>.309</b>	<b>194-262</b>	<b>.740</b>	<b>154</b>	<b>378</b>	<b>532</b>	<b>35.5</b>	<b>257</b>	<b>7</b>	<b>191</b>	<b>149</b>	<b>52</b>	<b>105</b>	<b>1084</b>	<b>72.3</b>

## Road Games

No.	Player				Total		3-Point		F-Throw		Rebounds											
		GP-GS	MIN	AVG	FG-FGA	FG%	3FG-3FGA	3FG%	FT-FTA	FT%	OFF	DEF	TOT	AVG	PF	DQ	A	TO	BLK	STL	PTS	AVG
13	KELLY, Miles	13-13	411:56	31.7	73-162	.451	33-78	.423	31-40	.775	8	64	72	5.5	36	1	27	21	2	11	210	16.2
11	NDONGO, Baye	13-13	358:51	27.6	62-116	.534	1-4	.250	22-36	.611	38	73	111	8.5	42	4	11	39	15	11	147	11.3
2	GEORGE, Naithan	13-12	397:21	30.6	50-121	.413	18-51	.353	14-25	.560	5	29	34	2.6	18	0	49	27	1	3	132	10.2
14	REEVES JR., Kowacie	13-13	374:03	28.8	48-104	.462	26-55	.473	8-9	.889	10	37	47	3.6	12	0	11	12	8	5	130	10.0
1	STURDIVANT, Kyle	13-0	249:11	19.2	24-77	.312	13-38	.342	21-23	.913	2	18	20	1.5	19	0	41	13	2	6	82	6.3
5	GAPARE, Tafara	12-7	228:48	19.1	21-61	.344	4-26	.154	10-21	.476	9	28	37	3.1	29	1	10	13	18	3	56	4.7
3	COLEMAN, Dallan "Deebo"	11-0	167:51	15.3	18-50	.360	10-34	.294	2-3	.667	7	20	27	2.5	16	0	4	4	0	6	48	4.4
12	CLAUDE, Tyzhaun	13-1	229:05	17.6	14-29	.483	0-0	.000	24-31	.774	31	29	60	4.6	30	1	7	10	5	2	52	4.0
23	SACKO, Ibrahima	6-2	89:55	15.0	11-20	.550	2-9	.222	0-3	.000	4	8	12	2.0	8	0	3	2	1	2	24	4.0
4	MURPHY, Carter	6-0	73:08	12.2	7-16	.438	6-12	.500	0-0	.000	0	8	8	1.3	9	0	2	1	2	3	20	3.3
24	ABRAM, Amaree	3-1	23:32	7.8	1-8	.125	0-0	.000	1-2	.500	0	5	5	1.7	3	0	2	1	0	0	3	1.0
35	NICHOLS, Emmer	1-0	02:10	2.2	0-0	.000	0-0	.000	0-0	.000	0	1	1	1.0	0	0	0	0	0	0	0	0.0
10	DOWUONA, Ebenezer	5-3	44:09	8.8	0-3	.000	0-0	.000	0-0	.000	2	1	3	0.6	6	0	1	2	1	0	0	0.0
Team											13	23	36					9				
<b>Total</b>		<b>13</b>	<b>2650</b>		<b>329-767</b>	<b>.429</b>	<b>113-307</b>	<b>.368</b>	<b>133-193</b>	<b>.689</b>	<b>129</b>	<b>344</b>	<b>473</b>	<b>36.4</b>	<b>228</b>	<b>7</b>	<b>168</b>	<b>154</b>	<b>55</b>	<b>52</b>	<b>904</b>	<b>69.5</b>
<b>Opponents</b>		<b>13</b>	<b>2650</b>		<b>344-801</b>	<b>.429</b>	<b>109-333</b>	<b>.327</b>	<b>219-287</b>	<b>.763</b>	<b>140</b>	<b>331</b>	<b>471</b>	<b>36.2</b>	<b>190</b>	<b>2</b>	<b>189</b>	<b>91</b>	<b>40</b>	<b>79</b>	<b>1016</b>	<b>78.2</b>

## Neutral Games

No.	Player				Total		3-Point		F-Throw		Rebounds											
		GP-GS	MIN	AVG	FG-FGA	FG%	3FG-3FGA	3FG%	FT-FTA	FT%	OFF	DEF	TOT	AVG	PF	DQ	A	TO	BLK	STL	PTS	AVG
11	NDONGO, Baye	4-4	126:18	31.6	26-37	.703	0-1	.000	14-18	.778	11	31	42	10.5	13	0	5	6	5	2	66	16.5
2	GEORGE, Naithan	4-4	126:08	31.5	18-31	.581	6-12	.500	8-11	.727	0	6	6	1.5	6	0	22	9	0	3	50	12.5
1	STURDIVANT, Kyle	4-0	87:40	21.9	15-28	.536	3-11	.273	11-12	.917	2	6	8	2.0	3	0	6	10	0	3	44	11.0
14	REEVES JR., Kowacie	4-4	104:45	26.2	13-33	.394	3-13	.231	8-12	.667	2	11	13	3.3	6	0	2	9	1	1	37	9.3
13	KELLY, Miles	4-4	132:31	33.1	10-48	.208	2-29	.069	13-18	.722	3	14	17	4.3	9	0	9	8	0	5	35	8.8
3	COLEMAN, Dallan "Deebo"	4-0	88:23	22.1	10-22	.455	6-15	.400	2-2	1.000	4	7	11	2.8	8	0	6	4	1	2	28	7.0
5	GAPARE, Tafara	4-2	71:28	17.9	8-24	.333	3-9	.333	6-8	.750	4	8	12	3.0	7	0	4	1	3	0	25	6.3
12	CLAUDE, Tyzhaun	4-0	55:20	13.8	4-6	.667	0-0	.000	1-2	.500	10	10	20	5.0	6	0	2	3	2	2	9	2.3
23	SACKO, Ibrahima	2-0	12:05	6.0	1-2	.500	1-1	1.000	0-0	.000	2	1	3	1.5	3	0	0	3	0	0	3	1.5
10	DOWUONA, Ebenezer	2-2	16:24	8.2	1-4	.250	0-0	.000	0-0	.000	2	1	3	1.5	2	0	1	1	0	0	2	1.0
24	ABRAM, Amaree	1-0	03:58	4.0	0-1	.000	0-1	.000	0-0	.000	0	0	0	0.0	0	0	2	0	0	0	0	0.0
Team											7	8	15									
<b>Total</b>		<b>4</b>	<b>825</b>		<b>106-236</b>	<b>.449</b>	<b>24-92</b>	<b>.261</b>	<b>63-83</b>	<b>.759</b>	<b>47</b>	<b>103</b>	<b>150</b>	<b>37.5</b>	<b>63</b>	<b>0</b>	<b>59</b>	<b>54</b>	<b>12</b>	<b>18</b>	<b>299</b>	<b>74.8</b>
<b>Opponents</b>		<b>4</b>	<b>825</b>		<b>109-246</b>	<b>.443</b>	<b>41-109</b>	<b>.376</b>	<b>48-75</b>	<b>.640</b>	<b>45</b>	<b>85</b>	<b>130</b>	<b>32.5</b>	<b>73</b>	<b>0</b>	<b>51</b>	<b>43</b>	<b>11</b>	<b>37</b>	<b>307</b>	<b>76.8</b>

2021-22 REVIEW

# 2023-24 RESULTS/INDIVIDUAL PTS-REB-AST

Opponent	Date	Score		1	2	3	4	5	10	11	12	13	14	23
				STURDIVANT	GEORGE,NAI	COLEMAN,DA	MURPHY,CAR	GAPARE,TAF	DOWUONA,EB	NDONGO,BAY	CLAUDE,TYZ	KELLY,MILE	REEVES JR.	SACKO,IBRA
Ga. Southern	11/06/2023	84-62	W	8-4-6	DNP	17-0-0	DNP	2-1-0	2-4-0	DNP	10-10-3	25-5-3	15-3-3	0-4-0
Howard	11/09/2023	88-85	W	11-2-2	DNP	7-4-0	0-0-0	0-2-0	2-1-0	DNP	19-6-3	27-6-2	15-7-2	1-3-0
UMass Lowell	11/14/2023	71-74	L	12-0-5	DNP	24-5-1	DNP	0-3-1	2-1-0	DNP	9-9-1	11-8-1	4-3-0	2-8-1
at Cincinnati	11/22/2023	54-89	L	2-1-4	8-1-0	0-1-0	3-4-0	DNP	0-0-1	8-8-0	2-2-0	12-2-1	14-3-1	3-3-0
Mississippi St.	11/28/2023	67-59	W	12-3-0	11-4-1	6-4-2	3-1-0	DNP	2-2-0	2-6-3	1-1-0	22-12-1	6-6-1	2-3-0
Duke	12/02/2023	72-68	W	6-0-4	2-1-9	5-3-1	0-0-0	DNP	2-3-0	21-5-2	4-8-1	16-7-2	14-4-0	2-0-0
at Georgia	12/05/2023	62-76	L	3-0-3	5-5-1	8-4-2	0-0-0	7-2-0	0-1-0	8-11-3	5-4-1	12-7-4	12-3-0	2-3-1
Alabama A&M	12/09/2023	70-49	W	3-4-2	2-3-8	0-1-1	DNP	8-3-1	2-1-0	2-5-0	10-9-2	11-4-0	20-10-1	4-3-0
vs Penn St.	12/16/2023	82-81	Wot	8-2-3	8-1-8	5-5-3	DNP	20-6-0	2-3-1	12-19-1	2-2-1	10-5-6	15-5-0	DNP
vs Massachusetts	12/21/2023	73-70	W	21-3-0	9-2-5	12-2-0	DNP	0-0-1	0-0-0	12-8-0	0-9-0	7-6-0	9-4-1	3-3-0
at Hawaii	12/22/2023	73-68	W	5-3-5	14-2-3	0-4-0	DNP	9-7-0	DNP	22-12-0	2-5-0	14-5-3	7-5-0	DNP
vs Nevada	12/24/2023	64-72	L	5-1-1	9-1-2	8-3-1	DNP	0-2-0	DNP	20-8-1	3-5-1	10-5-3	9-4-0	0-0-0
at Florida St.	01/03/2024	71-82	L	5-1-5	7-4-3	7-2-0	DNP	2-0-1	DNP	10-9-0	2-0-0	20-6-0	18-6-2	0-0-0
Boston College	01/06/2024	87-95	L	11-10-9	4-0-4	10-1-1	DNP	8-1-0	2-2-0	18-10-1	5-1-0	12-3-1	17-2-0	DNP
Notre Dame	01/09/2024	68-75	Lot	0-1-1	9-2-11	5-3-1	DNP	0-1-0	2-2-0	16-9-2	2-2-0	25-7-3	9-4-2	DNP
at Duke	01/13/2024	79-84	L	3-1-1	17-2-5	8-4-0	DNP	8-0-1	0-0-0	16-5-1	2-5-2	16-11-4	9-4-2	DNP
at Clemson	01/16/2024	93-90	Wot2	18-1-2	20-0-6	6-0-0	DNP	0-4-1	0-1-0	11-10-1	9-8-2	14-6-1	15-0-0	DNP
Virginia	01/20/2024	66-75	L	8-4-0	15-1-9	5-2-0	DNP	3-1-1	0-0-0	15-5-0	6-4-1	8-5-1	6-3-0	0-1-0
Pittsburgh	01/23/2024	64-72	L	14-2-3	10-1-4	3-1-0	DNP	4-1-0	DNP	17-8-0	1-5-0	0-2-2	15-5-0	0-5-0
at Virginia Tech	01/27/2024	67-91	L	9-3-3	7-2-8	3-4-0	6-1-1	0-0-0	DNP	16-9-0	8-3-0	11-3-1	6-0-1	0-0-0
North Carolina	01/30/2024	74-73	W	18-2-4	16-4-4	3-4-0	0-1-0	6-8-1	0-2-0	2-0-1	9-8-0	15-5-0	2-4-0	3-0-0
at NC State	02/03/2024	76-82	L	9-2-2	18-4-5	0-2-0	DNP	7-4-0	0-1-0	5-7-0	5-8-0	20-10-2	12-3-1	DNP
Wake Forest	02/06/2024	51-80	L	3-1-0	12-5-7	0-0-0	0-0-0	8-5-0	0-1-0	14-6-0	4-2-0	0-5-1	3-5-3	2-0-0
at Louisville	02/10/2024	67-79	L	7-0-3	2-0-0	DNP	8-2-1	1-5-3	DNP	2-8-0	5-9-0	36-7-2	0-3-0	6-2-1
at Notre Dame	02/14/2024	55-58	L	0-2-2	5-4-4	DNP	3-1-0	1-2-0	DNP	11-5-2	4-3-0	11-4-4	7-6-1	13-4-1
Syracuse	02/17/2024	65-60	W	17-2-4	0-2-3	DNP	0-0-0	10-9-2	DNP	16-11-2	2-6-1	16-10-2	4-4-0	0-4-0
Clemson	02/21/2024	57-81	L	14-2-0	7-1-2	DNP	2-0-1	10-7-0	DNP	8-6-1	1-4-0	8-4-1	7-3-1	0-7-0
at Miami (FL)	02/24/2024	80-76	W	10-3-7	5-3-6	8-2-1	DNP	7-3-1	DNP	8-7-3	2-5-0	25-7-3	15-8-1	DNP
Florida St.	03/02/2024	85-76	W	20-2-4	15-5-2	5-2-1	0-0-0	8-10-4	DNP	15-14-0	8-10-1	5-3-3	9-3-2	DNP
at Wake Forest	03/05/2024	70-69	W	3-0-0	16-3-3	2-1-0	DNP	11-6-2	DNP	9-11-1	2-4-2	19-3-2	8-2-2	DNP
at Virginia	03/09/2024	57-72	L	8-3-4	8-4-5	6-3-1	0-0-0	3-4-1	DNP	21-9-0	4-4-0	0-1-0	7-4-0	DNP
vs Notre Dame	03/12/2024	80-84	L	10-2-2	24-2-7	3-1-2	DNP	5-4-3	DNP	22-7-3	4-4-0	8-1-0	4-0-1	DNP

Opponent	Date	Score		24	33	35
				ABRAM,AMAR	SAN MIGUEL	NICHOLS,EM
Ga. Southern	11/06/2023	84-62	W	5-2-2	DNP	DNP
Howard	11/09/2023	88-85	W	6-4-3	DNP	DNP
UMass Lowell	11/14/2023	71-74	L	7-2-1	DNP	DNP
at Cincinnati	11/22/2023	54-89	L	2-4-1	DNP	0-1-0
Mississippi St.	11/28/2023	67-59	W	DNP	DNP	DNP
Duke	12/02/2023	72-68	W	DNP	DNP	DNP
at Georgia	12/05/2023	62-76	L	DNP	DNP	DNP
Alabama A&M	12/09/2023	70-49	W	8-4-0	0-1-0	0-3-0
vs Penn St.	12/16/2023	82-81	Wot	0-0-2	DNP	DNP
vs Massachusetts	12/21/2023	73-70	W	DNP	DNP	DNP
at Hawaii	12/22/2023	73-68	W	DNP	DNP	DNP
vs Nevada	12/24/2023	64-72	L	DNP	DNP	DNP
at Florida St.	01/03/2024	71-82	L	DNP	DNP	DNP
Boston College	01/06/2024	87-95	L	DNP	DNP	DNP
Notre Dame	01/09/2024	68-75	Lot	DNP	DNP	DNP
at Duke	01/13/2024	79-84	L	0-1-1	DNP	DNP
at Clemson	01/16/2024	93-90	Wot2	DNP	DNP	DNP
Virginia	01/20/2024	66-75	L	DNP	DNP	DNP
Pittsburgh	01/23/2024	64-72	L	DNP	DNP	DNP
at Virginia Tech	01/27/2024	67-91	L	1-0-0	DNP	DNP
North Carolina	01/30/2024	74-73	W	0-0-0	DNP	DNP
at NC State	02/03/2024	76-82	L	DNP	DNP	DNP
Wake Forest	02/06/2024	51-80	L	5-0-1	DNP	DNP
at Louisville	02/10/2024	67-79	L	DNP	DNP	DNP
at Notre Dame	02/14/2024	55-58	L	DNP	DNP	DNP
Syracuse	02/17/2024	65-60	W	DNP	DNP	DNP
Clemson	02/21/2024	57-81	L	DNP	DNP	DNP
at Miami (FL)	02/24/2024	80-76	W	DNP	DNP	DNP
Florida St.	03/02/2024	85-76	W	DNP	DNP	DNP
at Wake Forest	03/05/2024	70-69	W	DNP	DNP	DNP
at Virginia	03/09/2024	57-72	L	DNP	DNP	DNP
vs Notre Dame	03/12/2024	80-84	L	DNP	DNP	DNP

2021-22 REVIEW



# 2023-24 GAME-BY-GAME TEAM TOTALS

## Georgia Tech

Opponent	Date	Score		Total		3-Pointers		Free throws		Rebounds				PF	A	TO	BLK	STL	PTS	AVG
				FG-FGA	PCT	3FG-3FGA	PCT	FT-FTA	PCT	OFF	DEF	TOT	AVG							
Ga. Southern	11/06/2023	84-62	W	27-60	.450	13-29	.448	17-27	.630	15	22	37	37.0	16	17	13	4	10	84	84.0
Howard	11/09/2023	88-85	W	34-77	.442	4-18	.222	16-27	.593	22	21	43	40.0	19	12	7	3	6	88	86.0
UMass Lowell	11/14/2023	71-74	L	26-70	.371	6-30	.200	13-23	.565	18	26	44	41.3	22	11	11	6	5	71	81.0
at Cincinnati	11/22/2023	54-89	L	17-49	.347	5-17	.294	15-19	.789	7	25	32	39.0	16	8	19	10	4	54	74.3
Mississippi St.	11/28/2023	67-59	W	21-61	.344	8-27	.296	17-23	.739	12	33	45	40.2	20	8	12	5	7	67	72.8
Duke	12/02/2023	72-68	W	27-53	.509	7-23	.304	11-13	.846	6	27	33	39.0	12	19	12	8	1	72	72.7
at Georgia	12/05/2023	62-76	L	24-75	.320	8-27	.296	6-13	.462	17	26	43	39.6	18	15	8	5	7	62	71.1
Alabama A&M	12/09/2023	70-49	W	24-56	.429	8-28	.286	14-22	.636	19	36	55	41.5	14	15	20	2	3	70	71.0
vs Penn St.	12/16/2023	82-81	Wot	32-71	.451	5-22	.227	13-19	.684	20	34	54	42.9	16	25	17	5	3	82	72.2
vs Massachusetts	12/21/2023	73-70	W	25-51	.490	5-17	.294	18-21	.857	10	32	42	42.8	16	7	21	5	6	73	72.3
at Hawaii	12/22/2023	73-68	W	29-63	.460	5-17	.294	10-15	.667	15	31	46	43.1	17	11	9	4	2	73	72.4
vs Nevada	12/24/2023	64-72	L	22-57	.386	6-26	.231	14-21	.667	10	21	31	42.1	16	9	9	1	4	64	71.7
at Florida St.	01/03/2024	71-82	L	25-59	.424	7-26	.269	14-26	.538	9	22	31	41.2	18	11	10	2	4	71	71.6
Boston College	01/06/2024	87-95	L	32-59	.542	10-23	.435	13-19	.684	11	25	36	40.9	15	16	11	2	3	87	72.7
Notre Dame	01/09/2024	68-75	Lot	27-72	.375	11-35	.314	3-7	.429	10	23	33	40.3	16	20	10	2	10	68	72.4
at Duke	01/13/2024	79-84	L	30-55	.545	11-20	.550	8-12	.667	5	29	34	39.9	21	17	14	8	3	79	72.8
at Clemson	01/16/2024	93-90	Wot2	31-62	.500	15-35	.429	16-20	.800	9	24	33	39.5	22	13	12	4	5	93	74.0
Virginia	01/20/2024	66-75	L	23-51	.451	9-27	.333	11-15	.733	8	21	29	38.9	13	12	13	2	4	66	73.6
Pittsburgh	01/23/2024	64-72	L	22-56	.393	8-25	.320	12-16	.750	12	19	31	38.5	16	9	9	5	5	64	73.1
at Virginia Tech	01/27/2024	67-91	L	25-66	.379	8-22	.364	9-14	.643	13	18	31	38.2	16	14	5	5	2	67	72.8
North Carolina	01/30/2024	74-73	W	25-61	.410	9-20	.450	15-17	.882	10	31	41	38.3	17	10	14	8	4	74	72.8
at NC State	02/03/2024	76-82	L	24-58	.414	11-27	.407	17-25	.680	11	36	47	38.7	23	10	12	4	2	76	73.0
Wake Forest	02/06/2024	51-80	L	17-60	.283	3-24	.125	14-19	.737	5	26	31	38.3	16	12	11	2	3	51	72.0
at Louisville	02/10/2024	67-79	L	22-63	.349	9-25	.360	14-18	.778	14	22	36	38.3	28	10	15	1	8	67	71.8
at Notre Dame	02/14/2024	55-58	L	22-48	.458	5-15	.333	6-11	.545	5	26	31	38.0	16	14	10	5	4	55	71.1
Syracuse	02/17/2024	65-60	W	24-61	.393	7-25	.280	10-12	.833	12	37	49	38.4	17	14	17	2	6	65	70.9
Clemson	02/21/2024	57-81	L	16-53	.302	6-21	.286	19-21	.905	10	24	34	38.2	8	6	9	3	0	57	70.4
at Miami (FL)	02/24/2024	80-76	W	30-63	.476	15-34	.441	5-5	1.000	9	32	41	38.3	13	22	12	2	4	80	70.7
Florida St.	03/02/2024	85-76	W	30-71	.423	8-26	.308	17-24	.708	21	34	55	38.9	15	17	16	7	3	85	71.2
at Wake Forest	03/05/2024	70-69	W	29-54	.537	10-21	.476	2-2	1.000	6	28	34	38.7	16	12	16	3	4	70	71.2
at Virginia	03/09/2024	57-72	L	21-52	.404	4-21	.190	11-13	.846	9	25	34	38.6	4	11	12	2	3	57	70.7
vs Notre Dame	03/12/2024	80-84	L	27-57	.474	8-27	.296	18-22	.818	7	16	23	38.1	15	18	7	1	5	80	71.0
<b>Total</b>		<b>2272</b>		<b>810-1924</b>	<b>.421</b>	<b>254-780</b>	<b>.326</b>	<b>398-561</b>	<b>.709</b>	<b>367</b>	<b>852</b>	<b>1219</b>	<b>38.1</b>	<b>527</b>	<b>425</b>	<b>393</b>	<b>128</b>	<b>140</b>	<b>2272</b>	<b>71.0</b>
Opponents		2407		846-1976	.428	254-779	.326	461-624	.739	339	794	1133	35.4	520	431	283	103	221	2407	75.2

## Opponents

Opponent	Date	Score		Total		3-Pointers		Free throws		Rebounds				PF	A	TO	BLK	STL	PTS	AVG
				FG-FGA	PCT	3FG-3FGA	PCT	FT-FTA	PCT	OFF	DEF	TOT	AVG							
Ga. Southern	11/06/2023	84-62	W	23-57	.404	6-22	.273	10-13	.769	11	22	33	33.0	23	6	18	2	5	62	62.0
Howard	11/09/2023	88-85	W	30-60	.500	6-21	.286	19-28	.679	11	26	37	35.0	19	11	14	6	5	85	73.5
UMass Lowell	11/14/2023	71-74	L	28-67	.418	2-15	.133	16-19	.842	13	29	42	37.3	19	12	10	6	7	74	73.7
at Cincinnati	11/22/2023	54-89	L	29-62	.468	14-35	.400	17-24	.708	8	26	34	36.5	15	17	6	4	7	89	77.5
Mississippi St.	11/28/2023	67-59	W	20-65	.308	7-30	.233	12-16	.750	14	29	43	37.8	19	5	13	2	8	59	73.8
Duke	12/02/2023	72-68	W	26-62	.419	4-16	.250	12-20	.600	13	20	33	37.0	15	12	6	6	8	68	72.8
at Georgia	12/05/2023	62-76	L	26-65	.400	10-33	.303	14-21	.667	13	37	50	38.9	14	14	9	4	4	76	73.3
Alabama A&M	12/09/2023	70-49	W	16-58	.276	2-20	.100	15-20	.750	9	19	28	37.5	20	4	7	4	12	49	70.3
vs Penn St.	12/16/2023	82-81	Wot	29-74	.392	12-33	.364	11-17	.647	14	18	32	36.9	18	15	6	3	13	81	71.4
vs Massachusetts	12/21/2023	73-70	W	26-67	.388	10-31	.323	8-19	.421	15	18	33	36.5	20	11	11	3	16	70	71.3
at Hawaii	12/22/2023	73-68	W	22-58	.379	6-26	.231	18-25	.720	7	21	28	35.7	16	12	4	2	4	68	71.0
vs Nevada	12/24/2023	64-72	L	26-53	.491	7-22	.318	13-20	.650	8	26	34	35.6	18	9	12	5	4	72	71.1
at Florida St.	01/03/2024	71-82	L	31-60	.517	7-17	.412	13-17	.765	9	29	38	35.8	21	12	13	1	7	82	71.9
Boston College	01/06/2024	87-95	L	35-63	.556	12-23	.522	13-18	.722	5	19	24	34.9	18	21	5	3	4	95	73.6
Notre Dame	01/09/2024	68-75	Lot	24-61	.393	8-24	.333	19-21	.905	13	35	48	35.8	12	11	16	1	5	75	73.7
at Duke	01/13/2024	79-84	L	27-63	.429	10-21	.476	20-28	.714	11	21	32	35.6	15	16	4	4	6	84	74.3
at Clemson	01/16/2024	93-90	Wot2	29-70	.414	3-21	.143	29-38	.763	22	23	45	36.1	15	13	10	4	5	90	75.2
Virginia	01/20/2024	66-75	L	29-58	.500	11-23	.478	6-11	.545	9	20	29	35.7	14	19	9	3	4	75	75.2
Pittsburgh	01/23/2024	64-72	L	24-50	.480	8-19	.421	16-21	.762	9	24	33	35.6	14	13	11	4	6	72	75.1
at Virginia Tech	01/27/2024	67-91	L	32-58	.552	12-27	.444	15-17	.882	8	29	37	35.7	17	23	7	3	2	91	75.9
North Carolina	01/30/2024	74-73	W	28-77	.364	8-28	.286	9-17	.529	22	26	48	36.2	16	17	11	0	8	73	75.7
at NC State	02/03/2024	76-82	L	26-69	.377	9-31	.290	21-27	.778	13	29	42	36.5	18	14	4	2	9	82	76.0
Wake Forest	02/06/2024	51-80	L	29-63	.460	5-21	.238	17-17	1.000	6	36	42	36.7	14	17	8	5	8	80	76.2
at Louisville	02/10/2024	67-79	L	22-57	.386	4-18	.222	31-34	.912	13	28	41	36.9	16	13	12	4	5	79	76.3
at Notre Dame	02/14/2024	55-58	L	18-57	.316	5-26	.192	17-22	.773	16	24	40	37.0	14	10	6	2	7	58	75.6
Syracuse	02/17/2024	65-60	W	22-60	.367	4-25	.160	12-17	.706	4	24	28	36.7	17	10	7	2	12	60	75.0
Clemson	02/21/2024	57-81	L	31-58	.534	14-29	.483	5-7	.714	5	26	31	36.5	16	21	5	4	4	81	75.2
at Miami (FL)	02/24/2024	80-76	W	29-69	.420	13-36	.361	5-10	.500	11	23	34	36.4	9	19	5	3	6	76	75.2
Florida St.	03/02/2024	85-76	W	28-70	.400	7-21	.333	13-17	.765	10	23	33	36.3	21	12	9	4	9	76	75.2
at Wake Forest	03/05/2024	70-69	W	24-57	.421	4-16	.250	17-20	.850	6	19	25	35.9	11	8	6	3	8	69	75.0
at Virginia	03/09/2024	57-72	L	29-56	.518	12-26	.462	2-4	.500	3	22	25	35.5	9	18	5	4	9	72	74.9
vs Notre Dame	03/12/2024	80-84	L	28-52	.538	12-23	.522	16-19	.842	8	23	31	35.4	17	16					

# 2023-24 MISCELLANEOUS

## Starting Lineups

Date	Opponent	Result	F	F	C	G	G	Lineup#	Record
N6	GEORGIA SOUTHERN	W, 84-62	Reeves, Jr.	Gapare	Claude	Kelly	Abram	1	1-0
N9	HOWARD	W, 88-85	Reeves, Jr.	Gapare	Claude	Kelly	Abram	1	2-0
N14	UMASS LOWELL	L, 71-74	Reeves, Jr.	Gapare	Claude	Kelly	Abram	1	2-1
N22	at Cincinnati	L, 54-89	Reeves, Jr.	Ndongo	Claude	Kelly	Abram	2	0-1
N28	MISSISSIPPI STATE	W, 67-59	Reeves, Jr.	Ndongo	Dowuona	Kelly	George	3	1-0
D2	DUKE	W, 72-68	Reeves, Jr.	Ndongo	Dowuona	Kelly	George	3	2-0
D5	at Georgia	L, 62-76	Reeves, Jr.	Ndongo	Dowuona	Kelly	George	3	2-1
D9	ALABAMA A&M	W, 70-49	Reeves, Jr.	Ndongo	Dowuona	Kelly	George	3	3-1
D16	vs. Penn State	W, 82-81 (ot)	Reeves, Jr.	Ndongo	Dowuona	Kelly	George	3	4-1
D21	vs. Massachusetts	W, 73-70	Reeves, Jr.	Ndongo	Dowuona	Kelly	George	3	5-1
D22	at Hawai'i	W, 73-68	Reeves, Jr.	Ndongo	Gapare	Kelly	George	4	1-0
D24	vs. Nevada	L, 64-72	Reeves, Jr.	Ndongo	Gapare	Kelly	George	4	1-1
J3	at Florida State	L, 71-82	Reeves, Jr.	Ndongo	Sacko	Kelly	George	5	0-1
J6	BOSTON COLLEGE	L, 87-95	Reeves, Jr.	Ndongo	Dowuona	Kelly	George	3	5-2
J9	NOTRE DAME	L, 68-75 (ot)	Reeves, Jr.	Ndongo	Dowuona	Kelly	George	3	5-3
J13	at Duke	L, 79-84	Reeves, Jr.	Ndongo	Gapare	Kelly	George	4	1-2
J16	at Clemson	W, 93-90 (2ot)	Reeves, Jr.	Ndongo	Dowuona	Kelly	George	3	6-3
J20	VIRGINIA	L, 66-75	Reeves, Jr.	Ndongo	Dowuona	Kelly	George	3	6-4
J23	PITTSBURGH	L, 64-72	Reeves, Jr.	Ndongo	Sacko	Kelly	George	5	0-2
J27	at Virginia Tech	L, 67-91	Reeves, Jr.	Ndongo	Sacko	Kelly	George	5	0-3
J30	NORTH CAROLINA	W, 74-73	Reeves, Jr.	Ndongo	Dowuona	Kelly	George	3	7-4
F3	at NC State	L, 76-82	Reeves, Jr.	Ndongo	Dowuona	Kelly	George	3	7-5
F6	WAKE FOREST	L, 51-80	Reeves, Jr.	Ndongo	Dowuona	Kelly	George	3	7-6
F10	at Louisville	L, 67-79	Reeves, Jr.	Ndongo	Gapare	Kelly	George	4	1-3
F14	at Notre Dame	L, 55-58	Reeves, Jr.	Ndongo	Gapare	Kelly	George	4	1-4
F17	SYRACUSE	W, 65-60	Reeves, Jr.	Ndongo	Gapare	Kelly	George	4	2-4
F21	CLEMSON	L, 57-81	Reeves, Jr.	Ndongo	Gapare	Kelly	George	4	2-5
F24	at Miami	W, 80-76	Reeves, Jr.	Ndongo	Gapare	Kelly	George	4	3-5
M2	FLORIDA STATE	W, 85-76	Reeves, Jr.	Ndongo	Gapare	Kelly	George	4	4-5
M5	at Wake Forest	W, 70-69	Reeves, Jr.	Ndongo	Gapare	Kelly	George	4	5-5
M9	at Virginia	L, 57-72	Reeves, Jr.	Ndongo	Gapare	Kelly	George	4	5-6
M12	vs. Notre Dame	L, 80-84	Reeves, Jr.	Ndongo	Gapare	Kelly	George	4	5-7

## Specialty Stats (GT/Opp)

Date	Opponent	Paint	OffTo	2ndCh	FBreak	Bench
N6	GEORGIA SOUTHERN	26/30	19/11	14/13	10/4	27/35
N9	HOWARD	50/46	17/6	16/11	13/12	21/26
N14	UMASS LOWELL	38/44	12/14	24/13	7/8	40/11
N22	at Cincinnati	16/22	8/20	5/14	4/19	16/36
N28	MISSISSIPPI STATE	20/26	16/5	5/13	8/8	24/24
D2	DUKE	32/36	2/17	0/17	5/6	17/28
D5	at Georgia	32/28	10/13	23/16	5/2	25/33
D9	ALABAMA A&M	32/22	8/17	13/6	23/14	33/26
D16	vs. Penn State	42/28	9/27	24/20	4/10	35/19
D21	vs. Massachusetts	28/24	12/23	12/17	23/11	36/10
D22	at Hawai'i	46/30	8/10	19/10	15/8	7/18
D24	vs. Nevada	28/20	6/9	14/8	2/7	16/7
J3	at Florida State	30/30	11/10	8/8	11/2	16/42
J6	BOSTON COLLEGE	36/34	7/20	11/7	15/4	34/14
J9	NOTRE DAME	22/24	26/10	5/10	4/3	7/33
J13	at Duke	24/32	7/15	7/15	7/13	13/10
J16	at Clemson	26/50	10/14	12/30	3/4	33/8
J20	VIRGINIA	18/34	9/21	6/11	4/9	22/11
J23	PITTSBURGH	24/22	13/13	12/11	6/2	22/26
J27	at Virginia Tech	30/36	10/4	14/9	4.0	27/32
J30	NORTH CAROLINA	26/34	9/14	8/23	3/12	39/14
F3	at NC State	22/32	4/18	13/18	15/22	21/5
F6	WAKE FOREST	24/46	7/8	3/11	5/13	22/17
F10	at Louisville	18/30	14/20	7/20	4/2	26/16
F14	at Notre Dame	28/20	6/7	9/20	0/2	20/14
F17	SYRACUSE	32/32	8/16	8/9	9/15	19/14
F21	CLEMSON	18/22	4/7	6/7	7/10	17/11
F24	at Miami	28/22	7/11	9/14	9/12	20/13
M2	FLORIDA STATE	40/38	9/11	21/11	10/13	33/23
M5	at Wake Forest	22/38	9/15	13/6	6/6	7/1
M9	at Virginia	24/26	4/19	12/5	11/9	18/20
M12	vs. Notre Dame	32/18	19/11	14/10	7/9	17/12

## Miscellaneous

Date	Opponent	Uniform		Large		Large		Lead		GT		Opp		Game
		Color	Tip	Lead	Deficit	Ties	Changes	Led	Led	Tied	1st GT Subs	On the Floor at the End		
N6	GEORGIA SOUTHERN	White	GT	22	6	6	13	24:29	11:31	4:00	Sturdivant, Dowuona	16:05-1H	Sturdivant, Coleman, Kelly, Reeves, Sacko	
N9	HOWARD	White	GT	6	14	5	8	7:42	30:31	1:47	Sturdivant, Coleman, Dowuona	14:51-1H	Sturdivant, Coleman, Kelly, Reeves, Sacko	
N14	UMASS LOWELL	White	GT	8	11	3	4	19:05	18:02	2:53	Sturdivant, Coleman, Sacko	16:24-1H	Sturdivant, Coleman, Claude, Kelly, Reeves	
N22	at Cincinnati	Gold	UC	3	41	3	2	0:43	35:29	3:48	Sturdivant, Dowuona	16:19-1H	George, Murphy, Ndongo, Sacko, Nichols	
N28	MISSISSIPPI STATE	Gold	MSU	16	-	2	-	38:01	-	1:59	Sturdivant, Coleman	15:47-1H	George, Sturdivant, Coleman, Kelly, Reeves	
D2	DUKE	White	DU	11	4	5	5	34:40	1:38	3:42	Sacko	16:22-1H	Reeves, Ndongo, Dowuona, Kelly, George	
D5	at Georgia	Gold	UGA	-	23	1	-	-	39:29	0:31	Coleman	16:44-1H	Sturdivant, Coleman, Gapare, Claude, Reeves, Jr.	
D9	ALABAMA A&M	White	GT	30	2	-	3	37:55	1:14	0:51	Sturdivant, Coleman	14:54-1H	George, Reeves, Jr., Abram, San Miguel, Nichols	
D16	vs. Penn State	Gray	PSU	10	5	10	11	22:02	14:39	3:19	Coleman, Gapare, Claude, Sturdivant	14:22-1H	Coleman, Gapare, Ndongo, Kelly, Reeves Jr.	
D21	vs. Massachusetts	Navy	GT	8	11	4	4	8:20	29:50	1:50	Sacko	15:55-1H	Sturdivant, Coleman, George, Kelly, Reeves Jr.	
D22	at Hawai'i	Gold	UH	21	1	1	2	39:14	0:16	0:30	Sturdivant, George, Coleman, Kelly, Reeves Jr.		Sturdivant, George, Coleman, Kelly, Reeves Jr.	
D24	vs. Nevada	White	GT	6	8	2	3	6:11	31:57	1:52	Claude	17:36-1H	George, Gapare, Ndongo, Kelly, Reeves Jr.	
J3	at Florida State	Navy	GT	3	17	1	1	1:31	36:04	2:25	Gapare	16:16-1H	Sturdivant, Gapare, Ndongo, Kelly, Reeves, Jr.	
J6	BOSTON COLLEGE	White	GT	16	10	6	9	21:58	14:40	3:22	Claude, Sturdivant	15:41-1H	Sturdivant, Coleman, Gapare, Kelly, Reeves Jr.	
J9	NOTRE DAME	Gray	GT	7	7	9	11	19:56	20:00	5:04	Sturdivant, Claude	16:39-1H	George, Coleman, Ndongo, Kelly, Reeves Jr.	
J13	at Duke	Gold	GT	10	10	9	11	14:24	20:39	4:57	Coleman, Sturdivant	14:42-1H	Sturdivant, George, Coleman, Ndongo, Reeves Jr.	
J16	at Clemson	Navy	CL	3	9	7	7	5:21	40:38	5:01	Sturdivant, Claude	15:23-1H	Coleman, Gapare, Claude, Kelly, Reeves Jr.	
J20	VIRGINIA	White	GT	11	15	1	1	17:31	20:34	1:55	Sturdivant, Claude	15:08-1H	Sturdivant, George, Ndongo, Kelly, Reeves Jr.	
J23	PITTSBURGH	White	Pitt	6	9	3	7	9:51	27:20	2:49	Sturdivant, Coleman, Gapare, Claude	15:05-1H	Sturdivant, Coleman, George, Reeves Jr., Ndongo	
J27	at Virginia Tech	Gray	VT	3	24	2	1	0:44	36:42	2:36	Sturdivant, Coleman, Gapare, Claude	14:54-1H	Sturdivant, Gapare, Sacko, Murphy, Abram	
J30	NORTH CAROLINA	White	GT	8	11	4	8	15:31	21:14	3:15	Claude	15:28-1H (injury to Ndongo)	Coleman, Gapare, Dowuona, Claude, Kelly	
F3	at NC State	Gold	NCSU	6	14	3	2	4:06	34:14	1:40	Sturdivant, Gapare	16:21-1H	Sturdivant, George, Coleman, Kelly, Reeves Jr.	
F6	WAKE FOREST	White*	GT	3	38	1	1	0:50	38:11	0:59	Claude	16:42-1H	George, Abram, Gapare, Ndongo, Sacko	
F10	at Louisville	Gold	LOU	9	14	7	8	19:12	13:46	7:02	Sturdivant, Sacko, Claude	12:31-1H	Sturdivant, Murphy, Kelly, Gapare, Sacko	
F14	at Notre Dame	Navy	GT	6	6	6	9	19:09	15:41	5:10	Sacko	17:05-1H	Murphy, George, Kelly, Ndongo, Reeves Jr.	
F17	SYRACUSE	White	SYR	10	7	6	5	22:22	12:21	5:17	Sturdivant, Sacko	15:23-1H	Gapare, Ndongo, Kelly, Reeves Jr., Sacko	
F21	CLEMSON	White	CL	3	26	3	1	0:35	37:21	2:04	Sturdivant, Claude	15:30-1H	Sturdivant, Murphy, Ndongo, Claude, Sacko	
F24	at Miami	Gold	UM	13	7	8	7	24:10	10:13	5:37	Sturdivant, Claude	14:08-1H	Sturdivant, Kelly, Reeves Jr., Gapare, Ndongo	
M2	FLORIDA STATE	White	FSU	17	2	4	4	37:14	0:15	2:31	Claude	16:17-1H	George, Murphy, Ndongo, Kelly, Reeves Jr.	
M5	at Wake Forest	Gold	WF	19	1	-	2	38:37	0:18	1:05	Claude	15:56-1H	Sturdivant, George, Ndongo, Kelly, Reeves Jr.	
M9	at Virginia	Gold	GT	2	23	3	8	2:15	31:32	6:13	Sturdivant	15:05-1H	Sturdivant, Coleman, Murphy, Gapare, Claude	
M12	vs. Notre Dame	Gray	ND	1	17	3	4	1:43	36:44	1:33	Sturdivant, Claude	15:15-1H	Sturdivant, George, Coleman, Ndongo, Kelly	

\*alternate gold or white uniform

2021-22 REVIEW



## 2023-24 BOX SCORES

Ga. Southern - 62													Record: 0-1			
NO.	Name	Min	FG	3P	FT	Rebounds	Fouls	TP	AS	TO	ST	Blocks	BS	BA	+/	
1	Cam Bryant	F 20:50	3-8	1-3	1-1	0 2 2	4 3	8	1	5	1	0	0	-11		
10	Carlos Curry	F 14:49	3-5	2-2	1-2	1 3 4	4 1	9	0	3	0	2	-3			
25	Avantae Parker	F 22:15	2-4	0-1	1-2	0 0 0	4 3	5	0	1	0	0	-18			
0	Malik Tidwell	G 38:44	2-10	0-5	1-2	1 2 3	1 1	5	4	2	1	0	-20			
5	Derrick Harris Jr.	G 04:38	0-2	0-1	0-0	0 1 1	1 0	0	0	0	0	0	1			
11	Jamar Franklin	31:16	6-13	1-3	4-4	1 2 3	3 2	17	0	2	1	0	-16			
12	Tyren Moore	19:31	4-9	2-5	0-0	1 3 4	4 1	10	1	3	1	0	-15			
14	Collin Kuhl	19:18	2-3	0-0	2-2	3 2 5	0 3	6	0	0	0	0	-7			
23	Nate Brafford	25:29	1-3	0-2	0-0	0 5 5	2 0	2	0	1	0	0	-19			
13	Eren Banks	03:10	0-0	0-0	0-0	0 0 0	0 0	0	0	0	0	0	-2			
Team			4	2	6	0	0	0	0	0	0	0				
Totals		23:57	6-22	10-13	11	22	33	23	14	62	6	18	5	2	4	-22

Game Time: 7:30 PM  
Game Duration: 2:01  
Attendance: 3,414

Officials: Ron Groover, Janna Rineau, Joe Switzer

Georgia Tech - 84													Record: 1-0			
NO.	Name	Min	FG	3P	FT	Rebounds	Fouls	TP	AS	TO	ST	Blocks	BS	BA	+/	
5	Tafara Capare	F 15:55	1-6	0-1	0-0	1 0 1	2 0	2	0	1	1	3	1	-3		
12	Tyzhaun Claude	F 29:50	3-8	0-2	4-6	5 5 10	0 5	10	3	0	2	0	0	14		
13	Miles Kelly	G 30:29	9-18	4-9	3-5	2 3 5	3 5	25	3	2	2	0	0	17		
14	Kowacia Reeves	G 32:42	4-7	3-5	4-4	1 2 3	1 3	15	3	2	3	1	0	14		
24	Amaree Abram	G 16:39	1-4	1-3	2-4	0 2 2	1 1	5	2	3	0	0	0	2		
1	Kyle Sturdivant	27:43	3-5	2-3	0-0	0 4 4	2 0	8	6	1	1	0	0	25		
10	Ebenezer Dowuona	08:22	1-2	0-0	0-1	3 1 4	3 1	2	0	0	0	0	0	1		
3	Dallan "Deebo" Coleman	25:49	5-7	3-5	4-7	2 0 0	2 5	17	0	0	0	0	0	25		
23	Ibrahima Sacko	12:31	0-3	0-1	0-0	2 2 4	2 0	0	0	2	1	0	0	1		
Team			1	3	4	0	0	2	0	2	0	0	0	2		
Totals		27:60	13-29	17-27	15	22	37	16	20	84	17	13	10	4	2	22

Technical Fouls: Moore 1<sup>st</sup> 5:49 Bryant 2<sup>nd</sup> 14:40 Franklin 2<sup>nd</sup> 1:19

GaSo		GaTech		Points from		Turnovers		Paint		Second Chance		Fast Breaks		Bench			
Biggest lead	6 (1 <sup>st</sup> 15:09)	22 (2 <sup>nd</sup> 0:45)	Points from	11	19	Turnovers	11	19	Paint	30	26	Second Chance	13	14	Fast Breaks	4	10
Best Scoring Run	7 (1 <sup>st</sup> 15:09)	7 (1 <sup>st</sup> 3:21)	Turnovers	8	11	Paint	31	31	Second Chance	13	14	Fast Breaks	35	27	Bench	35	27
Lead Changes	13	6	Period by Period Scoring	1st		2nd		TOT		GaSo		31		31		62	
Times Tied	6	6	GaTech	32		52		84		GaTech		32		52		84	
Time with Lead	11:31	24:29	Period by Period Scoring	1st		2nd		TOT		GaSo		31		31		62	

Howard - 85													Record: 1-1			
NO.	Name	Min	FG	3P	FT	Rebounds	Fouls	TP	AS	TO	ST	Blocks	BS	BA	+/	
2	Dom Campbell	F 18:23	2-6	0-0	0-0	3 1 4	5 1	4	0	1	0	0	0	-1		
22	Shy Odum	F 37:10	9-17	0-2	4-6	1 6 7	2 4	22	4	3	1	3	1	-5		
0	Marcus Dockery	G 34:44	3-13	1-8	0-0	1 4 5	1 2	7	4	2	0	0	0	1		
3	Isiah Warfield	G 31:09	2-3	1-2	4-5	1 6 7	1 3	9	0	3	2	0	0	-2		
34	Bryce Harris	G 30:35	7-11	0-3	3-6	5 3 8	5 4	17	2	2	0	0	0	1		
4	Miles Stewart	05:38	0-0	0-0	1-2	0 1 1	1 1	1	0	0	0	0	0	5		
30	Joshua Strong	28:16	5-8	3-5	5-7	0 2 2	1 3	18	1	1	0	0	0	-8		
23	Jordan Hairston	14:05	2-2	1-1	2-2	0 2 2	3 1	7	0	1	1	0	0	-6		
Team			0	1	1	0	0	0	0	1	0	0	0	1		
Totals		30:60	6-21	19-28	11	26	37	19	19	85	11	14	5	6	3	-3

Game Time: 7:30 PM  
Game Duration: 2:14  
Attendance: 3,002

Officials: Tod Valentine, Tony Henderson, Michael Roberts

Georgia Tech - 88													Record: 2-0			
NO.	Name	Min	FG	3P	FT	Rebounds	Fouls	TP	AS	TO	ST	Blocks	BS	BA	+/	
5	Tafara Capare	F 09:37	0-2	0-0	0-0	0 2 2	3 0	0	0	1	1	0	0	-4		
12	Tyzhaun Claude	F 27:32	8-15	1-2	2-4	3 3 6	5 2	19	3	1	1	0	0	9		
13	Miles Kelly	G 35:15	9-24	1-5	8-13	4 2 6	1 8	27	2	0	1	0	0	2		
14	Kowacia Reeves	G 35:04	6-10	1-4	2-3	3 4 7	0 3	15	2	1	1	1	0	6		
24	Amaree Abram	G 20:23	2-8	0-2	2-3	2 2 4	1 2	6	3	1	1	0	0	1		
1	Kyle Sturdivant	22:08	5-12	0-1	1-1	1 1 2	3 1	11	2	0	0	0	0	1		
3	Dallan "Deebo" Coleman	28:16	3-5	1-2	0-1	1 3 4	3 1	7	0	0	1	0	0	1		
10	Ebenezer Dowuona	05:54	1-1	0-0	0-0	1 0 1	1 0	2	0	0	0	0	0	-2		
4	Carter Murphy	02:59	0-0	0-0	0-0	0 0 0	1 0	1	0	0	0	0	0	-2		
23	Ibrahima Sacko	12:52	0-0	0-0	1-2	0 3 3	2 1	11	0	1	0	0	0	-5		
Team			7	1	8	0	0	0	0	1	0	0	0	1		
Totals		34:77	4-16	16-27	22	21	43	19	19	88	12	7	6	3	6	3

Technical Fouls: NONE

Howard		GaTech		Points from		Turnovers		Paint		Second Chance		Fast Breaks		Bench			
Biggest lead	14 (2 <sup>nd</sup> 16:55)	6 (2 <sup>nd</sup> 0:08)	Points from	6	17	Turnovers	6	17	Paint	46	50	Second Chance	11	16	Fast Breaks	12	13
Best Scoring Run	11 (2 <sup>nd</sup> 17:55)	11 (2 <sup>nd</sup> 13:13)	Turnovers	8	11	Paint	31	31	Second Chance	13	14	Fast Breaks	35	27	Bench	35	27
Lead Changes	8	6	Period by Period Scoring	1st		2nd		TOT		GaSo		31		31		62	
Times Tied	5	6	GaTech	32		52		84		GaTech		32		52		84	
Time with Lead	30:31	07:42	Period by Period Scoring	1st		2nd		TOT		GaSo		31		31		62	

UMass Lowell - 74													Record: 3-0			
NO.	Name	Min	FG	3P	FT	Rebounds	Fouls	TP	AS	TO	ST	Blocks	BS	BA	+/	
10	Max Brooks	F 27:22	2-7	0-0	1-2	2 7 9	4 2	5	2	1	4	2	15			
12	Abdoul Karim Coulibaly	F 23:10	7-12	0-0	2-2	4 5 9	4 3	16	0	0	1	0	0	15		
1	Brayden O'Connor	G 36:25	6-9	1-3	5-6	0 5 5	1 4	18	0	1	2	2	0	9		
2	Ayinde Hikim	G 36:40	9-24	1-5	5-5	0 3 3	2 6	24	3	1	1	0	0	10		
4	Yuri Covington	G 15:26	0-2	0-0	0-0	0 0 0	1 0	0	0	0	0	0	0	0		
5	Anthony Maxwell	13:15	0-3	0-1	0-0	0 1 1	2 2	0	0	0	0	0	0	-14		
23	Cam Morris II	21:10	3-5	0-0	1-1	3 4 7	3 2	7	2	3	0	0	0	-12		
11	Andres Fulgencio	18:14	0-2	0-2	2-2	0 3 3	2 1	2	2	0	1	0	0	-1		
3	Quinton Mincey	08:18	1-3	0-2	0-1	2 1 3	1 2	0	1	0	0	0	0	-12		
Team			2	0	2	0	0	0	0	1	0	0	0	1		
Totals		28:67	2-15	16-19	13	29	42	19	22	74	12	10	7	6	3	3

Game Time: 7:30 PM  
Game Duration: 2:10  
Attendance: 3,778

Officials: Jamie Luckie, Raymie Syons, Kellen Mirer

Georgia Tech - 71													Record: 2-4			
NO.	Name	Min	FG	3P	FT	Rebounds	Fouls	TP	AS	TO	ST	Blocks	BS	BA	+/	
5	Tafara Capare	F 13:32	0-1	0-0	0-0	1 2 3	3 1	0	1	2	0	1	0	-17		
12	Tyzhaun Claude	F 23:39	3-9	0-1	3-6	4 5 9	4 4	9	1	1	0	0	0	-17		
13	Miles Kelly	G 34:04	5-19	0-6	1-3	4 4 8	3 3	11	2	1	2	2	0	3		
14	Kowacia Reeves	G 34:17	1-7	0-3	2-2	0 3 3	2 1	4	0	0	0	0	0	-3		
24	Amaree Abram	G 13:48	2-6	1-5	2-2	0 2 2	1 1	7	1	2	0	0	0	-28		
1	Kyle Sturdivant	26:12	6-13	0-4	0-1	0 0 0	3 1	12	5	3	0	0	0	25		
3	Dallan "Deebo" Coleman	31:32	7-12	5-9	5-7	2 3 5	6 2	24	1	0	1	1	0	14		
23	Ibrahima Sacko	20:26	1-2	0-1	0-2	3 5 8	4 2	2	1	0	3	0	0	16		
10	Ebenezer Dowuona	02:30	1-1	0-0	0-0	0 1 1	0 0	2	0	1	0	0	0	-1		
Team			4	1	5	0	0	0	0	0	0	0	0	0		
Totals		26:70	6-30	13-23	18	26	44	22	19	71	11	11	5	6	1	-3</

# 2023-24 BOX SCORES

Official Basketball Box Score - Final													Game Time: 7:00 PM	
Mississippi St. at Georgia Tech													Game Duration: 1:56	
11/29/23 McCamish Pavilion, Atlanta													Attendance: 3,913	
2023-24 Men's Basketball													Officials: Jamie Luckie, Lee Cassell, Tony Henderson	
Mississippi St. - 59													Record: 6-1	
NO. Name	Min	FG	3P	FT	Rebounds	Fouls	TP	AS	TO	ST	Blocks	+/-	Shooting By Period	
0 D.J. Jeffries	F 32:57	4-9	1-5	1-1	1 5 6	3 1	10	0	1	2	0	0	-4	1st FG% 10-33 30.3%
4 Cameron Matthews	F 30:15	1-3	0-1	0-2	3 3 6	5 1	2	1	2	1	1	0	-2	3PT% 2-10 20.0%
15 Jimmy Bell Jr.	F 28:19	2-4	0-0	2-3	4 9 13	3 5	6	2	1	1	0	-1	FT% 4-5 80%	
10 Dashawn Davis	G 22:29	3-10	1-4	5-6	1 2 3	3 7	12	1	4	3	0	-6	2nd FG% 10-32 31.2%	
11 Trey Fort	G 12:11	2-10	1-4	0-0	1 0 1	1 0	5	0	1	1	0	-5	3PT% 5-20 25.0%	
13 Josh Hubbard	30:06	6-18	3-10	2-2	0 4 4	1 2	17	1	0	0	0	-2	FT% 8-11 72.7%	
3 Shakeel Moore	15:57	1-5	0-1	2-2	1 2 3	0 4	0	2	0	0	2	-5	GMFG% 20-65 30.8%	
5 Shawn Jones, Jr.	23:06	1-6	1-5	0-0	2 1 3	3 1	3	0	0	0	1	0	3	3PT% 7-30 23.3%
34 Gai Chol	02:25	0-0	0-0	0-0	0 0 0	0 0	0	0	0	0	0	0	1	FT% 12-16 75.0%
12 KeShawn Murphy	02:15	0-0	0-0	0-0	0 0 0	0 0	0	0	0	0	0	-7	Dead Ball Rebounds: 2, 1	
Team					1 3 4	0	0	2						
Totals		20-65	7-30	12-16	14 29 43	19 20	59	5	13	8	2	5	-8	
Technical Fouls: NONE														

Georgia Tech - 67													Record: 3-2	
NO. Name	Min	FG	3P	FT	Rebounds	Fouls	TP	AS	TO	ST	Blocks	+/-	Shooting By Period	
11 Baye Ndongo	F 18:19	1-7	0-1	0-0	3 3 6	3 0	2	3	1	2	1	0	1	1st FG% 14-29 48.3%
10 Ebenezer Dowuona	C 18:16	1-1	0-0	0-0	1 1 2	2 0	2	0	1	1	1	0	10	3PT% 6-15 40.0%
2 Nathain George	G 31:46	4-10	0-3	3-5	1 1 2	2 0	3	1	1	0	1	0	2	FT% 7-7 100%
13 Miles Kelly	G 34:22	5-16	4-9	8-10	3 9 12	3 7	22	1	2	0	0	1	8	2nd FG% 5-7 71.4%
14 Kwaciacie Reeves	G 32:44	2-10	0-3	2-2	1 5 6	2 3	6	1	1	0	1	0	2	3PT% 2-12 16.7%
1 Kyle Sturdivant	12:08	4-7	1-2	3-4	1 2 3	3 2	12	0	3	2	0	0	1	FT% 12-16 75%
3 Dallan "Deebo" Coleman	28:10	2-7	2-7	0-0	1 3 4	1 2	6	2	0	0	0	1	11	GMFG% 21-61 34.4%
12 Tyzhaun Claude	08:31	0-1	0-1	1-2	0 1 1	3 1	1	0	0	0	0	0	4	3PT% 8-27 29.6%
23 Ibrahim Sacko	11:31	1-1	0-0	0-0	0 3 3	0 1	2	0	0	0	2	1	-3	FT% 17-23 73.9%
4 Carter Murphy	04:28	1-1	1-1	0-0	0 1 1	1 0	3	0	0	0	0	0	2	Dead Ball Rebounds: 4, 0
Team					1 2 3	0	0	1						
Totals		21-61	8-27	17-23	12 33 45	20 19	67	8	12	7	5	2	8	
Technical Fouls: NONE														

MissSt		GaTech		Points from Turnovers		MissSt		GaTech		Period by Period Scoring		
Biggest lead	0 (1st 20:00)	16 (2nd 14:16)	Paint	26	20	1st	2nd	TOT	MissSt	26	33	59
Best Scoring Run	8 (2nd 2:44)	9 (2nd 18:29)	Second Chance	13	5	MissSt	39	28	67			
Lead Changes	0	2	Fast Breaks	2	8	GaTech	38	24				
Times Tied	2		Bench	24	24							
Time with Lead	00:00	38:01										

Official Basketball Box Score - Final													Game Time: 12:00 PM	
Duke at Georgia Tech													Game Duration: 1:11	
12/02/23 McCamish Pavilion, Atlanta													Attendance: 7,708	
2023-24 Men's Basketball													Officials: Ron Gowen, Timmy Norberg, Eric Owens	
Duke - 88													Record: 23-9-2	
NO. Name	Min	FG	3P	FT	Rebounds	Fouls	TP	AS	TO	ST	Blocks	+/-	Shooting By Period	
15 Ryan Young	C 11:57	1-4	0-0	0-0	2 1 3	0 0	2	1	1	0	0	-13	1st FG% 13-35 37.1%	
30 Kyle Filkowski	C 35:10	4-9	0-3	4-6	3 6 9	1 5	12	5	0	1	4	1	-8	3PT% 2-10 20.0%
0 Jared McCain	G 20:26	3-10	0-3	0-0	1 2 3	2 0	6	0	0	0	0	-2	FT% 9-6 50%	
3 Jeremy Roach	G 40:00	6-12	2-3	6-7	2 6 8	4 3	20	4	2	2	0	-4	2nd FG% 13-27 48.1%	
5 Tyrese Proctor	G 01:16	0-1	0-0	0-0	0 0 0	0 0	0	0	0	0	0	-1	3PT% 2-6 33.3%	
1 Caleb Foster	35:56	5-8	1-2	1-4	0 1 1	2 2	12	1	1	2	1	0	-2	FT% 9-14 64.3%
25 Mark Mitchell	27:54	5-11	0-1	1-3	3 1 4	4 2	11	0	1	1	0	0	17	GMFG% 26-62 41.9%
12 TJ Power	16:16	1-2	1-2	0-0	0 2 2	1 0	3	0	0	0	1	0	11	3PT% 4-16 25.0%
2 Jaylen Blakes	08:58	1-5	0-2	0-0	0 0 0	1 0	2	0	0	1	0	0	1	FT% 12-20 60.0%
13 Sean Stewart	02:07	0-0	0-0	0-0	0 0 0	0 0	0	0	0	0	0	-3	Dead Ball Rebounds: 4, 0	
Team					2 1 3	0	0	0						
Totals		26-62	4-16	12-20	13 20 33	15 12	68	11	6	8	5	8	-4	
Technical Fouls: Mitchell 2, 22:20														

Georgia Tech - 78													Record: 4-8 (0-2)	
NO. Name	Min	FG	3P	FT	Rebounds	Fouls	TP	AS	TO	ST	Blocks	+/-	Shooting By Period	
11 Baye Ndongo	F 26:33	9-11	1-2	2-3	0 5 5	2 3	21	2	1	1	4	0	14	1st FG% 13-28 46.4%
10 Ebenezer Dowuona	C 20:44	1-1	0-0	0-0	1 2 3	3 1	2	0	1	0	1	0	14	3PT% 6-14 42.9%
2 Nathain George	G 28:13	1-6	0-4	0-1	0 1 1	2 2	9	3	0	0	0	0	10	FT% 3-4 75%
13 Miles Kelly	G 36:09	5-13	2-8	4-4	1 6 7	1 3	16	2	2	0	1	2	8	2nd FG% 14-25 56.0%
14 Kwaciacie Reeves	G 33:15	5-7	4-5	0-0	1 3 4	1 0	14	0	2	0	0	0	8	3PT% 1-9 11.1%
23 Ibrahim Sacko	02:17	1-1	0-0	0-0	0 0 0	0 0	2	0	0	0	1	0	0	GMFG% 27-53 50.9%
3 Dallan "Deebo" Coleman	20:57	2-4	0-1	1-1	0 3 3	1 1	5	1	0	0	1	-11	3PT% 7-23 30.4%	
1 Kyle Sturdivant	13:44	1-4	0-2	4-4	0 0 0	0 3	6	4	2	0	0	-7	FT% 11-13 84.6%	
12 Tyzhaun Claude	16:14	2-6	0-1	0-0	1 7 8	0 1	4	1	0	0	0	-2	13	Dead Ball Rebounds: 2, 0
4 Carter Murphy	01:54	0-0	0-0	0-0	0 0 0	0 0	0	0	0	0	0	-3		
Team					2 0 2	0	0	1						
Totals		27-53	7-23	11-13	6 27 33	12 14	72	19	12	1	8	5	4	
Technical Fouls: NONE														

Duke		GaTech		Points from Turnovers		MissSt		GaTech		Period by Period Scoring		
Biggest lead	4 (2nd 2:22)	11 (1st 16:11)	Paint	17	2	1st	2nd	TOT	MissSt	31	37	68
Best Scoring Run	6 (1st 6:55)	12 (1st 18:26)	Second Chance	17	0	Duke	31	37	68			
Lead Changes	5	6	Fast Breaks	6	6	GaTech	35	37	72			
Times Tied	5		Bench	28	17							
Time with Lead	01:38	34:40										

Official Basketball Box Score - Final													Game Time: 7:31 PM	
Georgia Tech at Georgia													Game Duration: 1:56	
12/05/23 Sigman Coleman Arena, Athens													Attendance: 9,017	
2023-24 Men's Basketball													Officials: Pat Adams, Steven Anderson, Jerry Heater	
Georgia Tech - 62													Record: 4-3	
NO. Name	Min	FG	3P	FT	Rebounds	Fouls	TP	AS	TO	ST	Blocks	+/-	Shooting By Period	
11 Baye Ndongo	F 24:20	4-12	0-0	0-0	5 6 11	3 2	8	3	4	3	3	0	-11	1st FG% 9-34 26.5%
10 Ebenezer Dowuona	C 08:02	0-1	0-0	0-0	1 0 1	0 0	0	0	1	0	0	-6	3PT% 2-12 16.7%	
2 Nathain George	G 26:36	2-9	1-5	0-0	0 5 5	3 3	5	1	0	0	0	-16	FT% 0-0 0%	
13 Miles Kelly	G 31:42	4-15	2-8	2-2	1 6 7	2 2	12	4	2	1	0	-15	2nd FG% 15-41 36.6%	
14 Kwaciacie Reeves	G 27:51	5-10	2-5	0-0	1 2 3	0 0	12	0	0	0	1	-2	3PT% 6-15 40.0%	
3 Dallan "Deebo" Coleman	27:53	3-12	2-6	0-0	2 2 4	0 2	8	2	0	0	1	-11	FT% 8-13 62.2%	
1 Kyle Sturdivant	13:24	1-4	1-1	0-0	0 0 0	2 0	3	0	1	0	0	2	GMFG% 24-75 32.0%	
12 Tyzhaun Claude	10:54	1-4	0-0	3-6	2 2 4	2 3	5	1	1	0	0	2	3PT% 8-27 29.6%	
23 Ibrahim Sacko	09:33	1-3	0-1	0-2	2 1 3	1 1	2	1	0	1	0	-6	FT% 6-13 46.2%	
4 Carter Murphy	02:05	0-0	0-0	0-0	0 0 0	0 0	0	0	0	0	0	-2	Dead Ball Rebounds: 4, 2	
5 Tafara Gapare	17:40	3-5	0-1	1-3	1 1 2	3 3	7	0	0	0	2	-5		
Team					2 1 3	0	0							
Totals		24-75	8-27	6-13	17 26 43	18 14	62	15	8	7	5	4	-14	
Technical Fouls: NONE														

Georgia - 76													Record: 6-3	
NO. Name	Min	FG	3P	FT	Rebounds	Fouls	TP	AS	TO	ST	Blocks	+/-	Shooting By Period	
12 Matthew Alexander Moncrieffe	F 06:33	0-1	0-0	0-0	0 1 1	2 0	0	1	0	1	0	0	1	1st FG% 14-35 40.0%
54 Russel Tchewa	C 30:14	2-5	0-1	3-4	2 7 9	4 2	7	3	2	1	0	0	7	3PT% 4-17 23.5%
1 Jabri Abdur-Rahim	G 27:43	5-9	1-3	1-1	1 7 8	1 1	12	0	1	0	0	0	0	FT% 4-6 66.7%
3 Noah Thomasson	G 27:17	6-10	2-5	2-3	1 1 4	5 0	1	16	2	0	3	0	-1	2nd FG% 12-30 40.0%
4 Silas Demary Jr.	G 26:38	3-9	0											



# 2023-24 BOX SCORES

Official Basketball Box Score - Final															Game Time: 12:00 PM	
Georgia Tech at Penn St.															Game Duration: 2:25	
12/16/23 Madison Square Garden, New York																
2023-24 Men's Basketball																
Officials: Bill Ek, Todd Austin, Tommy Morissey																
<b>Georgia Tech - 82</b>															<b>Record: 6-3</b>	
NO. Name	Min	FG	3P	FT	Rebounds	Fouls	TP	AS	TO	ST	Blocks	BS	BA	+/-	Shooting By Period	
11 Baye Ndongo	F 34:58	5-7	0-0	2-3	4 15 19	3 5 12	1	0	0	1	0	0	1	0	-2	1st FG%: 16.33 48.5%
10 Ebenezer Dowuona	C 10:22	1-4	0-0	0-0	2 1 3	1 0 2	1	1	0	0	0	0	0	-8	3PT%: 3-12 25.0%	
2 Nathen George	G 33:15	4-6	0-0	0-0	2 1 3	1 0 8	3	1	0	0	0	0	0	-10	FT%: 4-7 57.1%	
13 Miles Kelly	G 37:02	3-13	0-7	4-6	3 2 5	3 4 10	6	2	2	0	0	0	0	-5	2nd FG%: 13.30 43.3%	
14 Kwaciac Reeves	G 31:52	5-12	1-5	4-6	1 4 5	1 4 15	0	0	0	0	1	1	0	-5	3PT%: 2-8 25.0%	
1 Kyle Sturdivant	14:09	4-6	0-0	0-0	2 2 2	1 0 8	3	5	0	0	0	0	0	-5	FT%: 5-8 62.5%	
3 Dallan "Deebo" Coleman	23:59	2-4	1-3	0-0	3 2 5	3 2 5	3	0	0	0	1	0	0	6	OT FG%: 3-8 37.5%	
5 Tafara Gapare	28:36	7-16	3-6	3-4	2 4 6	2 3 20	0	1	0	1	0	1	0	11	3PT%: 0-2 0.0%	
12 Tyzhaun Claude	06:49	1-2	0-0	0-0	2 0 2	1 0 2	1	0	1	1	0	1	0	2	FT%: 4-4 100%	
24 Amaree Abram	03:58	0-1	0-1	0-0	0 0 0	0 0 0	0	2	0	0	0	0	0	1	GM FG%: 32.71 45.1%	
Team					3 3 6										3PT%: 5-22 22.7%	
Totals		32-71	5-22	13-19	20 34 54	16 18 82	25	17	3	5	3	1	1	1	FT%: 13-19 68.4%	
Technical Fouls: NONE															Dead Ball Rebounds: 7, 0	

Official Basketball Box Score - Final															Game Time: 4:00 PM	
Georgia Tech at Massachusetts															Game Duration: 2:10	
12/21/23 SimpliFi Arena at Stan Sheriff Center, Honolulu																
2023-24 Men's Basketball																
Officials: Tony Padilla, Chris Beaver, Tommy Nunes																
<b>Georgia Tech - 73</b>															<b>Record: 7-3</b>	
NO. Name	Min	FG	3P	FT	Rebounds	Fouls	TP	AS	TO	ST	Blocks	BS	BA	+/-	Shooting By Period	
11 Baye Ndongo	F 29:32	6-6	0-0	0-1	3 5 8	3 1 12	0	5	0	2	0	0	0	-5	1st FG%: 13.27 44.4%	
10 Ebenezer Dowuona	C 06:02	0-0	0-0	0-0	0 0 0	1 0 0	0	0	0	0	0	0	0	-13	3PT%: 6-14 42.9%	
2 Nathen George	G 20:59	3-3	1-1	2-2	0 2 2	3 1 9	5	3	0	0	0	0	0	-5	FT%: 7-9 77.8%	
13 Miles Kelly	G 26:44	2-11	0-6	3-3	0 6 6	1 4 7	1	4	7	0	1	1	0	-2	2nd FG%: 15.35 37.1%	
14 Kwaciac Reeves	G 26:36	3-10	0-2	3-5	0 4 4	3 3 0	3	0	0	0	0	0	0	14	3PT%: 1-3 33.3%	
23 Ibrahima Sacko	09:08	1-2	1-1	0-0	2 1 3	3 0 3	0	3	0	0	0	0	0	0	OT FG%: 4-8 50%	
1 Kyle Sturdivant	26:56	6-10	1-3	8-8	1 2 3	0 5 21	0	2	3	0	0	2	0	0	3PT%: 1-2 50.0%	
3 Dallan "Deebo" Coleman	24:49	4-8	2-4	2-2	1 1 2	1 2 1 6	12	0	3	1	0	1	0	2	FT%: 4-4 100%	
12 Tyzhaun Claude	23:14	0-0	0-0	0-0	2 7 9	2 0 0	0	0	0	0	0	0	0	16	GM FG%: 32.71 45.1%	
5 Tafara Gapare	06:00	0-1	0-0	0-0	0 0 0	0 0 0	0	0	0	0	0	0	0	0	3PT%: 5-22 22.7%	
Team					1 4 5										FT%: 11-17 64.7%	
Totals		25-51	5-17	18-21	10 32 42	16 20 73	7	21	6	5	3	3	3	3	Technical Fouls: NONE	

Official Basketball Box Score - Final															Game Time: 6:00 PM	
Georgia Tech at Hawaii															Game Duration: 1:58	
12/22/23 SimpliFi Arena at Stan Sheriff Center, Honolulu																
2023-24 Men's Basketball																
Officials: Marques Pettigrew, Nate Harris, Bart Lenox																
<b>Penn St. - 81</b>															<b>Record: 5-6</b>	
NO. Name	Min	FG	3P	FT	Rebounds	Fouls	TP	AS	TO	ST	Blocks	BS	BA	+/-	Shooting By Period	
22 Qudus Wahab	F 34:22	1-6	0-0	4-6	3 7 10	2 5 6	1	0	1	2	1	1	1	3	1st FG%: 12.27 44.4%	
24 Zach Hicks	F 14:03	0-1	0-1	0-0	0 0 0	1 0 0	1	0	0	0	0	0	0	3	3PT%: 6-14 42.9%	
0 Kanye Clary	G 38:06	10-19	2-3	1-1	1 6 7	1 2 23	3	2	1	0	0	0	0	-4	FT%: 7-9 77.8%	
1 Ace Baldwin Jr.	G 43:27	7-16	4-8	0-2	1 0 1	2 4 18	7	2	4	0	2	2	2	-1	2nd FG%: 13.35 37.1%	
4 Puff Johnson	G 33:24	6-16	3-12	0-0	1 3 4	1 4 15	0	2	0	2	0	1	13	3PT%: 5-14 35.7%		
2 D'Marco Dunn	29:32	5-12	3-7	4-6	2 1 3	0 7 17	3	1	2	0	1	0	1	-1	OT FG%: 4-8 50%	
3 Nick Kern	11:26	0-0	0-0	2-2	0 0 0	3 2 0	0	1	3	0	0	0	-13	3PT%: 1-5 20.0%		
11 Leo O'Boyle	13:04	0-1	0-1	0-0	1 0 1	1 0 0	0	0	0	0	0	0	0	-4	FT%: 0-0 0%	
14 Demetrius Lilley	05:59	0-2	0-0	0-0	1 0 1	1 0 0	0	0	0	0	0	0	0	-7	GM FG%: 29.74 39.2%	
21 RayQuawndis Mitchell	01:37	0-1	0-1	0-0	0 0 0	0 0 0	0	0	0	0	0	0	0	-5	3PT%: 12-33 36.4%	
Team					4 1 5										FT%: 11-17 64.7%	
Totals		29-74	12-33	11-17	14 18 32	18 16 81	15	6	13	3	5	1	1	1	Technical Fouls: NONE	

GaTech		UMass		Points from Turnovers		Period by Period Scoring	
Biggest lead	10 (2nd 8:38)	1st	2nd	TOT	1st	2nd	TOT
Best Scoring Run	9 (2nd 13:51)	12	28	24	37	35	9
Lead Changes	11	12	17	23	31	36	73
Times Tied	10	4	23	11	37	39	70
Time with Lead	22:02	08:20	29:50	36	31	39	70

Official Basketball Box Score - Final															Game Time: 4:00 PM	
Georgia Tech at Massachusetts															Game Duration: 2:10	
12/21/23 SimpliFi Arena at Stan Sheriff Center, Honolulu																
2023-24 Men's Basketball																
Officials: Tony Padilla, Chris Beaver, Tommy Nunes																
<b>Massachusetts - 70</b>															<b>Record: 6-3</b>	
NO. Name	Min	FG	3P	FT	Rebounds	Fouls	TP	AS	TO	ST	Blocks	BS	BA	+/-	Shooting By Period	
23 Josh Cohen	F 32:56	4-9	0-1	2-6	1 2 3	3 5 10	2	2	0	1	1	1	1	5	1st FG%: 12.34 35.3%	
33 Matt Cross	F 23:34	8-15	3-9	2-2	6 3 9	4 1 17	2	4	4	1	2	7	2	-7	3PT%: 5-17 29.4%	
3 Rashod Diggins	G 32:59	5-16	5-10	0-2	1 3 4	3 1 15	0	1	4	0	0	0	0	-2	FT%: 2-9 22.2%	
5 Keon Thompson	G 31:56	3-7	0-2	1-2	1 4 5	2 3 7	4	1	2	1	0	0	0	2	2nd FG%: 14.33 42.4%	
3 Keon Thompson	G 31:56	3-7	0-2	1-2	1 4 5	2 3 7	4	1	2	1	0	0	0	2	3PT%: 5-14 35.7%	
11 Jayden Ndjigue	G 25:48	5-8	1-2	0-2	2 2 4	3 4 11	1	1	5	0	0	0	0	15	FT%: 6-10 60%	
4 Robert Davis Jr.	10:25	1-4	1-3	3-3	0 0 0	2 1 6	0	0	0	0	1	0	0	-10	GM FG%: 26.67 38.8%	
1 Daniel Hanks-Santford	17:23	1-3	0-1	0-0	1 1 2	2 0 2	0	0	0	0	0	0	0	-17	3PT%: 10-31 32.3%	
2 Jaylen Curry	10:10	1-4	0-2	0-0	0 0 0	1 0 0	2	1	1	0	0	0	0	-19	FT%: 8-19 42.1%	
10 Marqui Worthy	05:49	0-1	0-1	0-2	0 0 0	0 0 0	0	0	0	0	0	0	0	-8	Dead Ball Rebounds: 5, 0	
Team					3 3 6											
Totals		26-67	10-31	8-19	15 18 33	20 16 70	11	11	16	3	5	3	3	3	Technical Fouls: NONE	

Official Basketball Box Score - Final															Game Time: 6:00 PM	
Georgia Tech at Hawaii															Game Duration: 1:58	
12/22/23 SimpliFi Arena at Stan Sheriff Center, Honolulu																
2023-24 Men's Basketball																
Officials: Marques Pettigrew, Nate Harris, Bart Lenox																
<b>Hawaii - 68</b>															<b>Record: 8-3</b>	
NO. Name	Min	FG	3P	FT	Rebounds	Fouls	TP	AS	TO	ST	Blocks	BS	BA	+/-	Shooting By Period	
1 Justin McKoy	F 32:50	4-7	2-4	1-2	2 5 7	3 1 11	1	1	1	0	0	0	0	-8	1st FG%: 10.29 34.5%	
5 Bernardo Da Silva	F 30:49	5-9	0-0	7-10	3 2 5	3 6 17	1	1	1	0	0	2	-3	3PT%: 4-15 26.7%		
3 Jovon McClanahan	C 36:23	6-16	2-6	5-8	0 3 3	3 5 19	8	1	0	0	0	0	0	-1	FT%: 3-7 42.9%	
4 Noel Coleman	G 28:42	0-6	0-3	0-0	0 3 3	1 1 0	1	0	2	0	0	0	-4	2nd FG%: 12.29 41.4%		
11 Matthew Cotton	G 32:18	1-5	1-4	0-0	1 1 2	3 0 3	0	0	1	0	0	0	-10	3PT%: 2-11 18.2%		
14 Harry Rouhladeff	07:10	2-5	1-4	1-1	0 1 1	2 1 6	0	0	0	0	0	0	1	3	FT%: 15-18 83.3%	
22 Ryan Rapp	06:00	0-1	0-1	0-0	0 0 0	0 0 0	0	0	0	0	0	0	0	-3	GM FG%: 22.58 37.0%	
23 Mox Sack	09:11	2-3	0-0	0-0	1 1 2	1 0 4	0	0	0	0	0	0	0	-2	3PT%: 6-26 23.1%	
55 Juan Munoz	07:31	1-4	0-3	4-4	0 0 0	0 2 6	0	1	0	0	0	0	0	-12	FT%: 19-25 72.0%	
0 Kody Williams	00:05	0-0	0-0	0-0	0 0 0	0 0 0	0	0	0	0	0	0	0	0	Dead Ball Rebounds: 3, 0	
2 Tom Beattie	09:01	1-2	0-1	0-0	0 3 3	1 1 2	1	0	0	0	1	0	13			
Team					1 2 3											
Totals		22-58	6-26	18-25	7 21 28	16 17 68	12	4	4	2	4	5	-5		Technical Fouls: NONE	

Nevada		GTE		Points from Turnovers		Period by Period Scoring	
Biggest lead	8 (2nd 0:01)	1st	2nd	TOT	1st	2nd	TOT
Best Scoring Run	7 (1st 11:15)	13	20	28	43	30	73
Lead Changes	3	12	17	23	36	36	72
Times Tied	2	4	23	11	30	34	64

# 2023-24 BOX SCORES

Official Basketball Box Score - Final													Game Time: 7:00 PM	
Georgia Tech at Florida State													Game Duration: 2:14	
01/03/24 Donald L. Tucker Center, Tallahassee													Attendance: 4,248	
2023-24 Men's Basketball													Officials: Bert Smith, John Galfrey, Matt Potter	
<b>Georgia Tech - 71</b> Record: 8-5 (1-1)														
NO. Name	Min	FG	3P	FT	Rebounds	Fouls	TP	AS	TO	ST	Blocks	+/-	Shooting By Period	
11 Baye Ndongo	F 33:52	3-5	0-1	4-8	3 6 9	4 8	10	0	3	1	1	0	-13	1st FG%: 8-30 26.7%
23 Ibrahim Sacko	F 07:44	0-1	0-1	0-0	0 0 0	2 0	0	0	1	0	0	-1	3PT%: 1-4 25.0%	
2 Nathaniel George	G 25:42	2-8	0-4	3-5	1 3 4	1 4	7	3	1	1	0	0	-6	2nd FG%: 17-29 58.6%
13 Miles Kelly	G 31:14	7-15	3-6	3-5	1 5 6	3 4	20	0	2	0	0	-7	3PT%: 6-12 50.0%	
14 Kowacac Reeves	G 33:48	7-16	3-7	1-2	2 4 6	2 2	18	2	1	1	1	-10	FT%: 12-22 54.5%	
5 Tafara Gapare	15:09	1-3	0-2	0-2	0 0 0	0 0	2	1	1	0	0	-10	GM FG%: 25-59 42.4%	
1 Kyle Sturdivant	26:49	1-5	0-2	3-4	0 1 1	2 3	5	5	0	0	0	-7	3PT%: 7-26 26.9%	
3 Dallan "Deebo" Coleman	18:04	3-5	1-3	0-0	0 2 2	1 0	7	0	0	1	0	-2	FT%: 14-26 53.8%	
12 Tyzhaun Claude	07:38	1-1	0-0	0-0	0 0 0	3 0	2	0	1	0	0	1	Dead Ball Rebounds: 8, 0	
Team					2 1 3	0	0	0	0	0	0			
<b>Totals</b>		25-59	7-26	14-26	9 22 31	18 21	71	11	10	4	2	1	-11	Technical Fouls: NONE

Official Basketball Box Score - Final													Game Time: 4:00 PM	
Boston College at Georgia Tech													Game Duration: 2:06	
01/06/24 McCamish Pavilion, Atlanta													Attendance: 5,052	
2023-24 Men's Basketball													Officials: Roger Ayers, Sean Hull, Jenna Rensu	
<b>Boston College - 95</b> Record: 10-4 (1-2)														
NO. Name	Min	FG	3P	FT	Rebounds	Fouls	TP	AS	TO	ST	Blocks	+/-	Shooting By Period	
10 Prince Aligbe	F 26:54	2-6	1-4	1-2	0 5 5	2 1	6	1	0	2	1	0	11	1st FG%: 15-33 45.5%
12 Quinten Post	F 34:47	6-13	2-5	1-1	0 4 4	2 5	15	7	2	0	1	0	12	3PT%: 5-13 38.5%
21 Devin McClockton	F 32:00	12-15	3-4	3-4	1 4 5	4 3	30	2	2	1	0	20	FT%: 3-3 100%	
1 Claudell Harris Jr.	G 36:37	8-10	4-4	6-9	1 0 1	1 4	26	3	0	0	0	15	2nd FG%: 20-30 66.7%	
3 Jaeden Zackery	G 29:44	2-8	0-1	0-0	2 3 3	0 3	4	5	1	0	1	7	3PT%: 7-10 70.0%	
00 Chas Kelley III	16:30	4-7	1-3	0-0	0 1 1	1 0	9	1	0	0	0	-12	FT%: 10-15 66.7%	
13 Donald Hand Jr.	13:18	1-4	1-2	0-0	0 0 0	0 0	3	0	0	0	1	4	GM FG%: 35-63 55.6%	
2 Armani Mighty	04:41	0-0	0-0	0-0	0 0 0	2 0	0	0	0	0	0	-6	3PT%: 12-23 52.2%	
45 Mason Madsen	05:29	0-0	0-0	2-2	0 0 0	3 2	2	2	0	0	0	-11	FT%: 13-18 72.2%	
Team					1 2 3	0	0	0	0	0	0		Dead Ball Rebounds: 2, 0	
<b>Totals</b>		35-63	12-23	13-18	5 19 24	18 15	95	21	5	4	3	8	Technical Fouls: NONE	

Official Basketball Box Score - Final													Game Time: 7:00 PM	
Georgia Tech at Florida State													Game Duration: 2:20	
01/03/24 Donald L. Tucker Center, Tallahassee													Attendance: 4,248	
2023-24 Men's Basketball													Officials: Bert Smith, John Galfrey, Matt Potter	
<b>Florida State - 82</b> Record: 7-6 (1-1)														
NO. Name	Min	FG	3P	FT	Rebounds	Fouls	TP	AS	TO	ST	Blocks	+/-	Shooting By Period	
2 Jamir Watkins	F 20:19	3-6	2-3	3-3	1 4 5	4 3	11	2	4	0	1	2		1st FG%: 13-32 40.6%
5 De'Ante Green	F 08:58	1-3	0-1	0-0	0 1 1	2 1	2	0	1	0	0	0		3PT%: 4-10 40.0%
11 Baba Miller	F 25:19	4-8	0-2	0-1	1 2 3	3 2	8	0	1	1	0	0		FT%: 2-3 66.7%
1 Jalen Warley	G 19:24	3-9	1-1	2-2	1 2 3	2 1	9	3	0	1	1	3		2nd FG%: 18-28 64.3%
22 Jaylan Green Jr.	G 36:03	4-7	2-3	0-0	0 4 4	3 0	10	1	1	2	0	9		3PT%: 3-7 42.9%
33 Jaylan Gainey	12:22	1-1	0-0	2-2	1 4 5	0 3	4	0	1	0	0	5		FT%: 11-14 78.6%
10 Taylor Bol Bowen	14:12	2-3	0-1	0-0	2 1 3	0 4	1	1	1	0	0	8		GM FG%: 31-60 51.7%
23 Primo Spears	21:32	4-10	0-2	2-3	0 2 2	2 4	10	3	2	0	0	11		3PT%: 7-17 41.2%
0 Chandler Jackson	16:29	5-7	1-2	3-4	0 2 2	0 2	14	2	1	1	0	11		FT%: 13-17 76.5%
3 Cameron Corthen	17:08	3-4	0-0	0-0	2 2 4	2 1	6	0	1	0	0	7		Dead Ball Rebounds: 2, 0
20 Josh Nickelberry	03:57	0-0	0-0	1-2	0 0 0	1 1	0	0	0	0	0	2		
12 Tom House	04:17	1-2	1-2	0-0	1 0 1	0 0	3	0	1	0	0	0		
Team					0 5 0	0	0	0	0	0	0			
<b>Totals</b>		31-60	7-17	13-17	9 29 38	21 18	82	12	13	7	1	2	11	Technical Fouls: NONE

Biggest lead		Points from		Turnovers		Period by Period Scoring	
GT	FSU	GT	FSU	1st	2nd	TOT	
3 (1st 18:31)	17 (2nd 17:23)	11	10				
Best Scoring Run	8 (2nd 10:15)	10 (1st 13:29)	30	30	30	71	
Lead Changes	1	8	8	19	52	71	
Times Tied	1	11	2				
Time with Lead	01:31	36:04	16	42	32	50	82

Official Basketball Box Score - Final													Game Time: 7:00 PM	
Georgia Tech at Duke													Game Duration: 2:07	
01/03/24 Cameron Indoor Stadium, Durham, NC													Attendance: 9,314	
2023-24 Men's Basketball													Officials: Bill Covington Jr., Tony Chiazza, Jerry Heater	
<b>Georgia Tech - 79</b> Record: 8-8 (1-4)														
NO. Name	Min	FG	3P	FT	Rebounds	Fouls	TP	AS	TO	ST	Blocks	+/-	Shooting By Period	
5 Tafara Gapare	F 17:44	3-4	2-2	0-0	0 0 0	4 1	8	1	2	0	0	1	2	1st FG%: 15-29 51.7%
11 Baye Ndongo	F 24:59	8-11	0-0	0-0	1 4 5	4 1	16	1	4	1	1	0	-7	3PT%: 8-14 57.1%
2 Nathaniel George	G 32:41	6-11	3-6	2-5	0 2 2	2 4	17	5	1	0	0	7		FT%: 1-4 25%
13 Miles Kelly	G 34:43	5-11	2-4	4-5	0 11 11	5 6	16	4	3	0	1	2		2nd FG%: 15-26 57.7%
14 Kowacac Reeves	G 33:34	4-8	1-4	0-0	0 4 4	0 0	9	2	1	1	2	0	3	3PT%: 3-6 50.0%
12 Tyzhaun Claude	18:21	0-2	0-0	2-2	3 2 5	0 1	2	2	0	0	1	-3		FT%: 7-8 87.5%
1 Kyle Sturdivant	08:16	1-2	1-1	0-0	1 1 1	1 0	3	1	1	0	0	-13		GM FG%: 30-55 54.5%
3 Dallan "Deebo" Coleman	20:59	3-4	2-3	0-0	1 3 4	3 1	8	0	1	1	0	-16		3PT%: 11-20 55.0%
0 Ebenezor Dowuona	05:13	0-1	0-0	0-0	0 0 0	1 1	0	0	1	0	0	-2		FT%: 8-12 66.7%
24 Amaree Abram	03:31	0-1	0-0	0-0	0 1 1	1 0	0	0	0	0	0	-2		Dead Ball Rebounds: 3, 0
Team					0 1 1	0	0	0	0	0	0			
<b>Totals</b>		30-55	11-20	8-12	5 29 34	21 15	79	17	14	3	8	4	-5	Technical Fouls: NONE

Official Basketball Box Score - Final													Game Time: 5:00 PM	
Georgia Tech at Duke													Game Duration: 2:07	
01/03/24 Cameron Indoor Stadium, Durham, NC													Attendance: 9,314	
2023-24 Men's Basketball													Officials: Bill Covington Jr., Tony Chiazza, Jerry Heater	
<b>Duke - 84</b> Record: 13-3 (4-1)														
NO. Name	Min	FG	3P	FT	Rebounds	Fouls	TP	AS	TO	ST	Blocks	+/-	Shooting By Period	
30 Kyle Filipowski	C 37:14	10-24	4-5	6-11	7 6 13	2 6	30	4	0	2	2	5	2	1st FG%: 11-31 35.5%
0 Jared McCain	G 37:49	2-8	0-3	2-4	0 4 4	1 2	6	0	0	0	0	5		3PT%: 4-9 44.4%
1 Caleb Foster	G 28:04	1-3	1-3	0-0	0 2 2	4 2	3	4	0	1	0	0	2	FT%: 13-19 68.4%
3 Jeremy Roach	G 31:01	5-12	2-4	6-7	0 1 1	3 6	18	3	1	2	0	2		2nd FG%: 16-32 50.0%
5 Tyrone Proctor	G 32:04	5-10	3-5	4-4	0 1 1	1 3	17	2	0	1	0	0		3PT%: 6-12 50.0%
2 Jaylen Blakes	09:31	0-1	0-1	0-0	0 1 1	0 0	0	1	1	0	1	0	9	FT%: 7-9 77.8%
15 Ryan Young	21:59	4-5	0-0	2-2	4 5 9	3 2	10	2	0	1	1	10		GM FG%: 27-63 42.9%
12 T.J. Power	02:18	0-0	0-0	0-0	0 1 1	0 0	0	2	0	0	0	-1		3PT%: 10-21 47.6%
Team					0 0 0	0	0	0	0	0	0			FT%: 20-28 71.4%
<b>Totals</b>		27-63	10-21	20-28	11 21 32	15 21	84	16	4	6	4	8	5	Dead Ball Rebounds: 4, 0

Biggest lead		Points from		Turnovers		Period by Period Scoring	
GT	Duke	GT	Duke	1st	2nd	TOT	
10 (2nd 14:35)	10 (1st 9:20)	7	15				
Best Scoring Run	8 (2nd 16:51)	10 (2nd 4:36)	24	32	32	79	
Lead Changes	11	7	15				
Times Tied	9	7	13				
Time with Lead	14:24	20:39	13	10	39	45	84

Official Basketball Box Score - Final													Game Time: 9:00 PM	
Notre Dame at Georgia Tech													Game Duration: 2:20	
01/03/24 McCamish Pavilion, Atlanta													Attendance: 3,729	
2023-24 Men's Basketball													Officials: Ted Valentine, Jamie Luckie, Brent Hampton	
<b>Notre Dame - 75</b> Record: 7-9 (2-3)														
NO. Name	Min	FG	3P	FT	Rebounds	Fouls	TP	AS	TO	ST	Blocks	+/-	Shooting By Period	
0 Carey Booth	F 17:34	2-4	0-2	0-0	0 3 3	0 0	4	0	1	0	0	-14		1st FG%: 13-29 44.8%
13 Tae Davis	F 27:27	5-8	0-2	0-0	3 7 10	1 0	10	2	3	0	0	5		3PT%: 0-0 0%
14 Kebba Njie	F 34:55	1-4	0-0	4-4	4 5 9	1 3	6	1	2	0	0	1	12	2nd FG%: 10-27 37.0%
3 Markus Burton	G 38:20	4-18	1-2	3-4	1 2 3	3 4	12	7	2	1	0	6		3PT%: 2-8 25.0%
20 J.R. Koniczny	G 37:29	3-6	1-3	3-3	0 3 3	1 1	2	1	0	2	1	0	3	FT%: 13-15 86.7%
1 Julian Roper II</														

## 2023-24 BOX SCORES

Official Basketball Box Score - Final													Game Time: 9:00 PM											
Georgia Tech at Clemson													Game Duration: 2:51											
01/16/24 Littlejohn Coliseum, Clemson													Attendance: 7,217											
2023-24 Clemson Men's Basketball													Officials: Roger Ayers, Lee Cassell, Lamar Simpson											
Georgia Tech - 93													Record: 9-8 (2-4)											
NO.	Name	Min	FG	3P	FT	Rebounds	Fouls	TP	AS	TO	ST	Blocks	BS	BA	+/-	Shooting By Period								
11	Baye Ndongo	F 40:50	4-8	0-0	3-5	2	8	10	5	4	11	1	5	1	1	0	8							
10	Ebenazer Dowuona	C 06:07	0-0	0-0	0-0	1	1	1	0	0	0	0	0	0	0	0	-4							
2	Nathan George	G 36:46	8-13	4-7	0-0	0	1	1	2	20	6	1	1	1	1	1	1							
13	Miles Kelly	G 41:41	6-16	1-6	1-2	1	5	6	4	2	14	1	2	0	0	3	8							
14	Kowacie Reeves	G 42:46	5-7	5-7	0-0	0	0	0	3	0	15	0	1	0	0	0	6							
12	Kyle Sturdivant	G 22:33	5-10	3-8	5-5	0	1	1	2	18	2	1	1	0	0	0	10							
12	Tyshaun Claude	38:18	1-1	0-0	7-8	4	4	8	3	5	9	2	1	2	1	0	-1							
3	Dallan "Deebo" Coleman	12:03	2-3	2-3	0-0	0	0	0	2	0	6	0	0	0	0	0	-3							
5	Tafara Gapare	08:55	0-4	0-4	0-0	1	3	4	2	0	0	1	0	0	1	0	-10							
Team													1 2 3		0 1									
Totals													31-62		15-35		16-20		9 24 33		22 15 93		13 12 5 4 4 3	
Technical Fouls: NONE													Dead Ball Rebounds: 2, 0											

Official Basketball Box Score - Final													Game Time: 6:00 PM											
Georgia Tech at Virginia Tech													Game Duration: 1:58											
01/20/24 McCarrish Pavilion, Atlanta													Attendance: 6,380											
2023-24 Men's Basketball													Officials: Britt Smith, Roymie Syons, Jeff Poir											
Virginia - 75													Record: 13-5 (4-3)											
NO.	Name	Min	FG	3P	FT	Rebounds	Fouls	TP	AS	TO	ST	Blocks	BS	BA	+/-	Shooting By Period								
22	Jordan Minor	F 24:07	4-5	0-0	3-6	1	1	2	4	3	11	0	1	1	0	0	4							
2	Reece Beekman	G 33:27	7-16	2-6	3-3	0	6	6	1	5	19	1	3	2	0	0	13							
4	Andrew Rohde	G 31:05	2-6	1-3	0-0	0	0	0	2	0	5	4	0	1	0	1	8							
11	Isaac McKneely	G 37:30	7-13	6-9	0-0	0	5	5	1	2	20	1	2	0	0	0	10							
13	Ryan Dunn	G 32:11	4-4	1-1	0-2	5	5	10	2	2	9	2	1	0	3	0	15							
0	Blake Buchanan	05:35	0-1	0-0	0-0	0	1	1	0	0	0	0	0	0	0	0	-5							
1	Dante Harris	10:48	2-6	0-2	0-0	0	1	1	0	1	4	0	0	0	0	0	-6							
34	Jacob Groves	12:56	2-5	1-2	0-0	1	0	1	2	0	5	0	1	0	0	1	-4							
35	Leon Bond III	09:27	0-1	0-0	0-0	0	0	0	2	0	0	1	0	0	0	0	3							
10	Taine Murray	02:54	1-1	0-0	0-0	0	0	0	0	0	2	0	0	0	0	0	7							
Team													2 1 3		0 0 1									
Totals													29-58		11-23		6-11		9 20 29		14 13 75		19 9 4 3 2 9	
Technical Fouls: NONE													Dead Ball Rebounds: 3, 1											

Official Basketball Box Score - Final													Game Time: 7:00 PM											
Pittsburgh at Georgia Tech													Game Duration: 2:59											
01/23/24 McCarrish Pavilion, Atlanta													Attendance: 5,612											
2023-24 Men's Basketball													Officials: Jamie Luckie, Kipp Kissinger, Matt Potter											
Georgia Tech - 66													Record: 9-9 (2-5)											
NO.	Name	Min	FG	3P	FT	Rebounds	Fouls	TP	AS	TO	ST	Blocks	BS	BA	+/-	Shooting By Period								
11	Baye Ndongo	F 28:19	6-7	0-0	3-4	1	4	5	3	2	15	0	3	1	2	1	-10							
10	Ebenazer Dowuona	C 07:12	0-0	0-0	0-0	0	0	0	0	0	0	0	0	0	0	0	2							
2	Nathan George	G 39:09	4-8	1-4	6-6	0	1	1	3	4	15	9	3	0	0	0	1							
13	Miles Kelly	G 30:09	3-11	2-7	0-0	5	5	3	0	8	1	2	1	0	1	-17								
14	Kowacie Reeves	G 30:24	2-7	2-6	0-0	1	2	3	1	0	6	0	3	1	0	1	-15							
12	Kyle Sturdivant	23:37	3-9	2-6	0-0	1	3	4	2	1	8	0	0	1	0	0	1							
12	Tyshaun Claude	22:37	2-2	0-0	2-3	3	1	4	1	2	6	1	1	0	0	0	-7							
3	Dallan "Deebo" Coleman	12:58	2-5	1-2	0-2	1	1	2	0	3	5	0	0	0	0	0	4							
5	Tafara Gapare	09:28	1-2	1-2	0-0	0	1	1	0	2	3	1	0	0	0	0	-3							
23	Ibrahim Sacko	02:07	0-0	0-0	0-0	0	1	1	0	0	0	0	0	0	0	0	-1							
Team													1 2 3		0 0 0									
Totals													23-51		9-27		11-15		8 21 29		13 14 66		12 13 4 2 3 9	
Technical Fouls: NONE													Dead Ball Rebounds: 4, 1											

Biggest lead		GT		CU		Points from Turnovers		GT		CU		Period by Period Scoring	
3 (1 <sup>st</sup> OT 1:51)		9 (1 <sup>st</sup> 6:09)		10 14		10 14		1st		2nd		OT1 OT2 TOT	
Best Scoring Run		10 (1 <sup>st</sup> 3:38)		7 (1 <sup>st</sup> 9:26)		Paint		26		50		GT 30 41 11 11 93	
Lead Changes		7		3		Second Chance		12		30		CU 32 39 11 8 90	
Times Tied		7		3		Fast Breaks		3		4			
Time with Lead		05:21		40:38		Bench		33		8			

Official Basketball Box Score - Final													Game Time: 5:01 PM											
Georgia Tech at Virginia Tech													Game Duration: 2:59											
01/27/24 Cassell Coliseum, Blacksburg, Va													Attendance: 8,925											
2023-24 Men's Basketball													Officials: Bill Covington Jr., Clarence Armstrong, Mark Schur											
Georgia Tech - 67													Record: 9-11 (2-7)											
NO.	Name	Min	FG	3P	FT	Rebounds	Fouls	TP	AS	TO	ST	Blocks	BS	BA	+/-	Shooting By Period								
11	Baye Ndongo	F 28:39	7-13	0-0	2-5	4	9	4	2	4	16	0	1	0	2	0	-13							
23	Ibrahim Sacko	F 06:38	0-0	0-0	0-0	0	0	0	0	0	0	0	0	0	0	0	-10							
2	Nathan George	G 32:13	3-10	1-2	0-0	2	2	2	1	1	7	8	1	0	0	0	-10							
13	Miles Kelly	G 26:10	4-9	1-3	2-2	3	3	2	4	11	1	0	1	1	0	0	-13							
14	Kowacie Reeves Jr.	G 25:13	2-10	2-6	0-0	0	0	0	1	6	1	1	0	1	1	0	-25							
1	Kyle Sturdivant	17:48	3-10	1-4	2-2	1	2	3	2	1	9	3	1	1	0	0	-13							
3	Dallan "Deebo" Coleman	10:52	1-4	1-3	0-0	0	4	4	2	1	3	0	0	0	0	1	-3							
5	Tafara Gapare	11:05	0-2	0-1	0-0	0	0	0	0	1	0	0	0	0	0	0	-14							
12	Tyshaun Claude	23:33	3-3	0-0	2-3	3	0	3	4	3	8	0	1	2	0	0	-7							
24	Amaree Abram	06:46	0-1	0-0	1-2	0	0	0	0	1	1	0	0	0	0	0	-14							
4	Carter Murphy	11:03	2-4	2-3	0-0	0	1	1	3	0	6	1	0	0	0	1	2							
Team													2 4 6		0 0 0									
Totals													25-66		8-22		9-14		13 18 31		16 17 67		14 5 2 5 3 -24	
Technical Fouls: Claude 2 <sup>nd</sup> 1:32													Dead Ball Rebounds: 3, 0											

Official Basketball Box Score - Final													Game Time: 7:00 PM											
Pittsburgh at Georgia Tech													Game Duration: 2:59											
01/23/24 McCarrish Pavilion, Atlanta													Attendance: 5,612											
2023-24 Men's Basketball													Officials: Jamie Luckie, Kipp Kissinger, Matt Potter											
Pittsburgh - 72													Record: 12-7 (3-5)											
NO.	Name	Min	FG	3P	FT	Rebounds	Fouls	TP	AS	TO	ST	Blocks	BS	BA	+/-	Shooting By Period								
2	Blake Hinson	F 31:56	3-8	1-4	2-2	0	6	6	4	1	9	1	2	0	1	1	-1							
55	Zack Austin	F 24:49	2-4	0-1	0-0	1	2	3	1	0	4	4	1	2	0	1	13							
33	Federico Federico	C 22:17	1-3	0-0	0-2	5	2	7	1	2	2	1	2	1	0	0	-9							
7	Carlton Carrington	G 38:24	6-10	2-5	5-6	1	5	6	0	3	19	3	2	0	1	0	10							
15	Jaland Lowe	G 35:14	4-9	2-5	2-3	0	3	3	2	12	3	2	2	1	0	0	-1							
5	Ishmael Leggett	28:18	4-11	1-2	5-6	0	4	4	1	3	14	1	0	1	2	12								
25	Guillermo Diaz Graham	16:54	4-5	2-2	2-2	1	1	2	5	4	12	0	1	1	0	1	15							
24	William Jeffress	02:08	0-0	0-0	0-0	0	0	0	0	0	0	0	0	0	0	0	0							
Team													1 1 2		0 0 0									
Totals													24-50		8-19		16-21		9 24 33		14 16 72		13 11 6 4 5 8	
Technical Fouls: NONE													Dead Ball Rebounds: 3, 0											

Official Basketball Box Score - Final													Game Time: 5:01 PM					
Georgia Tech at Virginia Tech													Game Duration: 2:59					
01/27/24 Cassell Coliseum, Blacksburg, Va													Attendance: 8,925					
2023-24 Men's Basketball													Officials: Bill Covington Jr., Clarence Armstrong, Mark Schur					
Georgia Tech - 64													Record: 9-10 (2-6)					
NO.	Name	Min	FG	3P	FT	Rebounds	Fouls	TP	AS	TO	ST	Blocks	BS	BA	+/-	Shooting By Period		
11	Baye Ndongo	F 33:25	7-12	0-0	3-4	2	6	3	5	1	3	17	0	4	1	2	0	-3
23	Ibrahim Sacko	F 12:27	0-2	0-1	0-0	2	3	5	1	1	0	0	0	0	0	0	0	4
2	Nathan George	G 37:52	3-10	2-7	2-2	1	0	1	2	3	10	4	1	0	1	1	4	
13	Miles Kelly	G 17:26	0-2	0-1	0-0	0	2	2	3	0	2	1	0	0	0	0	-1	
14	Kowacie Reeves	G 35:14	5-10	2-6	3-4	2	3	5	1	3	15	0	0	1	0	0	-7	
1	Kyle Sturdivant	25:18	5-10	2-3	2-2	1	1	2	1	14	3	0	2	0	1	0	-16	
3	Dallan "Deebo" Coleman	11:50	1-5	1-4	0-0	0	1	1	3	1	3	0	0	0				



# 2023-24 BOX SCORES

Official Basketball Box Score - Final															Game Time: 7:00 PM	
North Carolina at Georgia Tech															Game Duration: 2:19	
01/30/24 McCamish Pavilion, Atlanta															Attendance: 8,600	
2023-24 Men's Basketball															Records: 17-4 (9-1)	
Officials: Ted Valentine, John Gaffney, Brent Hampton																
North Carolina - 73															Shooting By Period	
NO. Name	Min	FG	3P	FT	Rebounds	Fouls	TP	AS	TO	ST	Blocks	BS	BA	+/-	1st FG%	2nd FG%
5 Armando Bacot	F 29:25	4-8	0-0	1-2	11	8	3	1	9	2	1	1	0	2	9	33.3%
55 Harrison Ingram	F 36:25	3-14	2-7	0-1	5	8	13	1	2	8	3	2	1	0	-6	33.3%
2 Elliot Cadeau	G 21:16	2-7	0-1	1-1	0	2	2	5	3	5	1	1	0	2	-6	33.3%
3 Cormac Ryan	G 34:10	3-14	3-10	0-0	1	1	2	1	0	9	1	2	1	0	-8	21.4%
4 RJ Davis	G 35:30	11-24	3-8	3-4	2	3	5	2	4	28	4	2	1	0	-3	75%
7 Seth Trimble	22:12	2-7	0-2	2-5	0	1	1	2	3	6	2	3	0	-1	36.4%	
24 Jae'Lyn Withers	07:22	0-0	0-0	0-0	1	1	2	0	0	0	0	0	0	0	2	28.6%
13 Miles Kelly	10:11	3-3	0-0	2-4	4	1	5	1	4	8	0	0	0	0	-8	91.7%
8 Paxson Wojcik	02:59	0-0	0-0	0-0	0	0	0	1	0	0	0	1	0	0	-4	52.9%
1 Zayden High	00:30	0-0	0-0	0-0	0	0	0	0	0	0	0	0	0	0	-2	
<b>Totals</b>		28-77	8-28	9-17	22	26	48	16	17	73	17	11	8	0	-1	

Official Basketball Box Score - Final															Game Time: 5:30 PM		
Georgia Tech at NC State															Game Duration: 2:10		
02/03/24 PNC Arena, Raleigh															Attendance: 15,523		
2023-24 Men's Basketball															Records: 10-12 (3-8)		
Officials: Lee Cassell, Tony Chiazza, Isaac Barnett																	
Georgia Tech - 76															Shooting By Period		
NO. Name	Min	FG	3P	FT	Rebounds	Fouls	TP	AS	TO	ST	Blocks	BS	BA	+/-	1st FG%	2nd FG%	
11 Baye Ndongo	F 19:21	1-5	0-1	3-4	2	5	7	5	3	5	0	1	0	1	0	-17	20.0%
10 Ebenezer Dowuona	C 07:17	0-1	0-0	0-0	1	0	1	2	0	0	0	0	0	0	-8	0.0%	
2 Nathanael George	G 34:20	5-12	3-5	5-6	0	4	1	1	3	18	5	2	1	0	0	-8	41.7%
13 Miles Kelly	G 31:52	8-13	4-7	0-1	0	10	10	3	1	20	2	2	0	0	-4	61.5%	
14 Kwaciac Reeves Jr.	G 19:22	4-7	4-6	0-0	3	3	0	0	12	1	2	0	0	0	-5	57.1%	
1 Kyle Sturdivant	27:13	3-9	0-3	3-4	0	2	2	2	5	9	2	1	0	0	0	0	
5 Tafara Gapare	21:04	2-6	0-3	3-6	1	4	5	3	7	0	1	1	3	0	11	33.3%	
12 Tyzhaun Claude	25:11	1-2	0-0	3-4	5	3	8	4	3	5	0	2	0	0	-4	25.0%	
3 Dallan "Deebo" Coleman	14:20	0-3	0-2	0-0	1	1	2	1	0	0	0	0	0	0	-6	0.0%	
<b>Totals</b>		24-58	11-27	17-25	11	36	47	23	18	78	10	12	2	4	2	-8	

Official Basketball Box Score - Final															Game Time: 7:00 PM		
Georgia Tech - 74															Game Duration: 2:03		
02/03/24 McCamish Pavilion, Atlanta															Attendance: 8,600		
2023-24 Men's Basketball															Records: 10-11 (3-7)		
Officials: Ted Valentine, John Gaffney, Brent Hampton																	
Georgia Tech - 74															Shooting By Period		
NO. Name	Min	FG	3P	FT	Rebounds	Fouls	TP	AS	TO	ST	Blocks	BS	BA	+/-	1st FG%	2nd FG%	
11 Baye Ndongo	F 04:32	1-2	0-0	0-0	0	0	0	0	2	1	0	0	0	0	1	50.0%	
10 Ebenezer Dowuona	C 17:03	0-2	0-0	0-0	0	2	2	4	0	0	1	0	1	0	-15	0.0%	
2 Nathanael George	G 30:07	4-10	0-3	8-10	1	3	4	6	16	4	2	1	0	0	-5	40.0%	
13 Miles Kelly	G 29:13	5-13	3-6	2-2	1	4	5	3	2	15	0	1	0	0	0	39.3%	
14 Kwaciac Reeves Jr.	G 18:45	1-5	0-2	0-0	2	2	4	1	2	0	0	0	0	0	-12	20.0%	
12 Tyzhaun Claude	28:11	4-8	0-0	1-1	2	6	8	3	2	9	0	1	0	0	-1	50.0%	
1 Kyle Sturdivant	22:14	6-10	4-4	2-2	0	2	2	0	18	4	3	0	1	0	5	60.0%	
5 Tafara Gapare	24:54	2-5	0-1	2-2	0	8	8	1	2	6	1	1	1	3	0	2	
23 Ibrahima Sacko	05:57	1-1	1-1	0-0	0	0	0	0	3	0	1	1	0	0	9	100%	
24 Amaree Abram	03:32	0-1	0-1	0-0	0	0	0	0	1	0	0	0	0	0	1	0.0%	
3 Dallan "Deebo" Coleman	11:24	1-3	1-1	0-0	1	3	4	0	1	3	0	0	0	0	11	33.3%	
4 Carter Murphy	04:09	0-1	0-1	0-0	0	1	1	0	0	0	0	0	0	0	7	0.0%	
<b>Totals</b>		25-61	9-20	15-17	10	31	41	17	16	74	10	14	4	8	0	1	

Official Basketball Box Score - Final															Game Time: 6:31 PM		
Georgia Tech at Louisville															Game Duration: 2:14		
02/10/24 WFC Yum! Center, Louisville															Attendance: 11,891		
2023-24 Men's Basketball															Records: 10-14 (3-10)		
Officials: Ron Groover, Mark Schurz, Jerry Heeler																	
Georgia Tech - 67															Shooting By Period		
NO. Name	Min	FG	3P	FT	Rebounds	Fouls	TP	AS	TO	ST	Blocks	BS	BA	+/-	1st FG%	2nd FG%	
5 Tafara Gapare	F 24:34	0-7	0-4	1-2	2	3	5	3	1	1	3	2	2	1	0	-8	0.0%
11 Baye Ndongo	F 15:06	1-6	0-0	0-0	2	6	8	5	1	2	0	3	0	0	1	-9	16.7%
2 Nathanael George	G 25:27	1-6	0-2	0-1	0	0	0	2	2	2	0	3	0	0	1	-13	16.7%
13 Miles Kelly	G 38:50	11-20	6-11	8-10	3	4	7	3	7	36	2	2	1	0	0	-8	55.0%
14 Kwaciac Reeves Jr.	G 18:34	0-5	0-1	0-0	1	2	3	2	1	0	0	2	1	0	1	-8	0.0%
1 Kyle Sturdivant	18:20	2-5	1-3	2-2	0	0	0	4	1	7	3	1	2	0	0	-12	40.0%
12 Tyzhaun Claude	21:51	1-5	0-0	3-3	6	3	9	5	3	5	0	2	0	0	1	5	
23 Ibrahima Sacko	16:17	3-5	0-2	0-0	2	2	1	0	6	1	0	0	0	0	-11	60.0%	
4 Carter Murphy	21:01	3-4	2-2	0-0	0	2	2	3	0	8	1	1	2	0	4	75.0%	
<b>Totals</b>		22-63	9-25	14-18	14	22	36	28	16	67	10	15	8	1	4	-12	

UNC		GaTech		Points from Turnovers		UNC GaTech		Period by Period Scoring	
Biggest lead	11 (1st 7:20)	8 (2nd 6:12)	Points from Turnovers	14	9	1st	2nd	TOT	
Best Scoring Run	12 (1st 13:25)	10 (1st 0:49)	Paint	34	26	37	36	73	
Lead Changes	8		Second Chance	23	8	UNC			
Times Tied	4		Fast Breaks	12	3	GaTech			
Time with Lead	21:14	15:31	Bench	14	39				

GT		ST		Points from Turnovers		UNC GaTech		Period by Period Scoring	
Biggest lead	6 (2nd 17:47)	14 (2nd 8:54)	Points from Turnovers	14	18	1st	2nd	TOT	
Best Scoring Run	11 (1st 3:02)	12 (2nd 14:23)	Paint	22	32	35	47	82	
Lead Changes	2		Second Chance	13	18	GT			
Times Tied	3		Fast Breaks	15	22	ST			
Time with Lead	04:06	34:14	Bench	21	5				

Official Basketball Box Score - Final															Game Time: 7:00 PM	
Wake Forest at Georgia Tech															Game Duration: 2:03	
02/03/24 McCamish Pavilion, Atlanta															Attendance: 4,230	
2023-24 Men's Basketball															Records: 15-7 (7-4)	
Officials: Bert Smith, Raymie Styons, Tony Henderson																
Wake Forest - 80															Shooting By Period	
NO. Name	Min	FG	3P	FT	Rebounds	Fouls	TP	AS	TO	ST	Blocks	BS	BA	+/-	1st FG%	2nd FG%
11 Andrew Carr	F 29:41	4-10	1-3	4-4	2	8	10	1	4	13	3	0	1	2	0	29
4 Elton Reid	C 28:30	5-9	0-1	0-0	2	5	7	3	0	10	3	1	1	1	0	21
0 Kevin Miller	G 27:36	4-8	1-2	4-4	0	4	4	1	3	13	3	2	1	0	1	17
2 Cameron Hildreth	G 30:13	5-8	0-1	7-7	3	3	3	2	17	4	2	3	0	1	30	
23 Hunter Sallis	G 33:37	5-12	0-4	0-0	0	2	2	0	10	3	1	0	1	0	29	
20 Parker Friedrichsen	13:37	1-4	0-2	0-0	0	0	0	1	1	2	0	0	2	0	0	10
33 Matthew Marsh	08:35	1-2	0-0	0-0	0	4	4	2	0	2	0	1	0	1	0	9
30 Damari Monsanto	15:21	3-7	3-7	2-2	0	3	3	1	1	11	1	1	0	0	6	
10 Abramo Canka	04:05	1-2	0-0	0-0	0	0	0	0	2	0	0	0	0	0	-3	
1 Marcus Marion	02:55	0-0	0-0	0-0	0	0	0	0	1	0	0	0	0	0	-1	
13 Aaron Clark	02:55	0-1	0-1	0-0	0	0	0	0	0	0	0	0	0	0	-1	
25 Zach Keller	02:55	0-0	0-0	0-0	0	1	1	0	0	0	0	0	0	0	-1	
<b>Totals</b>		29-63	5-21	17-17	6	36	42	14	16	80	17	8	5	2	29	

Official Basketball Box Score - Final															Game Time: 8:16 (3-10)	
Louisville - 79															Game Duration: 2:14	
02/10/24 WFC Yum! Center, Louisville															Attendance: 11,891	
2023-24 Men's Basketball															Records: 8-16 (3-10)	
Officials: Ron Groover, Mark Schurz, Jerry Heeler																
Louisville - 79															Shooting By Period	
NO. Name	Min	FG	3P	FT	Rebounds	Fouls	TP	AS	TO	ST	Blocks	BS	BA	+/-	1st FG%	2nd FG%
0 Mike James	F 32:19	2-5	1-4	6-6	0	5	5	3	4	11	3	0	1	0	0	11
5 Brandon Huntley-Hatfield	F 28:25	3-6	0-0	6-9	1	8	9	3	8	12	2	1	0	0	0	0
10 Kaleb Glenn</																

## 2023-24 BOX SCORES

		Official Basketball Box Score - Final										Game Time: 7:00 PM	
		Georgia Tech at Notre Dame										Game Duration: 2:06	
		02/14/24 Purcell Pavilion at the Joyce Center, Notre Dame										Attendance: 4,589	
		2023-24 Men's Basketball										Officials: Roger Ayers, Paul Selez, Courtney Green	

Georgia Tech - 55		Record: 10-15 (3-11)										Shooting By Period					
NO. Name	Min	FG	3P	FT	Rebounds	Fouls	TP	AS	TO	ST	Blocks	BS	BA	+/	1st FG%	11-28	39.3%
5 Tafara Gapare	F 11:05	0-1	0-0	1-2	0 2 2	1 2	1	0	2	0	0	1	0	3	3PT%	3-9	33.3%
11 Baye Ndongo	F 27:04	5-8	0-0	1-1	1 4 5	4 1	11	2	1	1	1	1	1	-1	FT%	3-6	50%
2 Nathanael George	G 34:44	2-5	1-2	0-2	0 4 4	2 5	4	2	0	0	0	0	0	-6	2nd FG%	11-20	55.0%
13 Miles Kelly	G 24:30	4-12	1-5	2-2	0 4 4	4 3	11	4	2	0	0	1	4	3	3PT%	2-6	33.3%
14 Kwacae Reeves Jr.	G 23:54	3-6	1-3	0-0	1 5 6	3 0	7	1	0	1	1	0	5	4	3PT%	3-5	60%
23 Ibrahima Sacko	25:52	6-8	1-2	0-1	2 2 4	1 2	13	1	0	1	1	0	0	4	GM FG%	22-48	45.8%
1 Kyle Sturdivant	20:30	0-1	0-1	0-0	0 2 2	1 1	0	2	3	0	1	0	0	-5	3PT%	5-15	33.3%
4 Carter Murphy	17:21	1-3	1-2	0-0	0 1 1	0 1	3	0	0	1	0	0	0	-7	FT%	6-11	54.5%
12 Tyzhaun Claude	15:00	1-4	0-0	2-3	1 2 3	2 2	4	0	0	0	0	0	0	-4	Dead Ball Rebounds: 2, 0		
Team					0 0 0												
Totals		22-48	5-15	6-11	5 26 31	16 14	55	14	4	5	2	3	3	-3	Technical Fouls: NONE		

Notre Dame - 58		Record: 9-16 (4-10)										Shooting By Period					
NO. Name	Min	FG	3P	FT	Rebounds	Fouls	TP	AS	TO	ST	Blocks	BS	BA	+/	1st FG%	9-30	30.0%
0 Carey Booth	F 13:51	0-2	0-2	0-0	0 3 3	2 0	0	0	2	0	0	0	0	-5	3PT%	4-16	25.0%
13 Tai Davis	F 32:27	6-12	1-2	4-4	2 4 6	0 4	17	0	1	1	1	3	1	1	FT%	9-11	81.8%
14 Kebba Njie	F 28:55	0-0	0-0	6-7	3 4 7	2 6	6	1	0	0	1	0	3	1	2nd FG%	9-27	33.3%
11 Markes Burton	G 33:37	6-15	1-4	5-7	1 0 1	2 4	18	5	2	5	0	1	3	3	3PT%	1-10	10.0%
3 Brandon Shrowsberry	G 26:53	1-11	1-8	0-0	2 2 4	0 3	1	0	0	0	0	0	4	4	3PT%	8-11	72.7%
1 Julian Roper II	19:52	1-3	0-2	1-2	2 4 6	3 1	3	1	0	0	0	0	1	0	GM FG%	18-57	31.6%
20 J.R. Konecny	16:48	3-8	2-4	0-0	1 1 2	1 0	8	0	0	0	0	0	8	8	3PT%	5-26	19.2%
25 Matt Zona	11:05	0-2	0-2	1-2	2 2 4	2 1	1	1	0	0	0	0	0	0	FT%	17-22	77.3%
2 Logan Limes	16:32	1-4	0-2	0-0	3 2 5	2 0	2	1	1	0	0	0	1	8	Dead Ball Rebounds: 2, 0		
Team					2 2 4												
Totals		18-57	5-26	17-22	16 24 40	14 16	58	10	6	7	2	5	3	3	Technical Fouls: NONE		

GT		ND		Points from		GT		ND		Period by Period Scoring	
Biggest lead	6 (1st 10:44)	6 (1st 2:07)	Turnovers	6	7	1st	2nd	TOT			
Best Scoring Run	8 (2nd 18:03)	11 (1st 6:19)	Paint	28	20	GT	26	27	55		
Lead Changes	9	5	Second Chance	9	20	ND	31	27	58		
Times Tied	6	6	Fast Breaks	0	2						
Time with Lead	19:09	15:41	Bench	20	14						

		Official Basketball Box Score - Final										Game Time: 5:30 PM	
		Syracuse at Georgia Tech										Game Duration: 1:59	
		02/17/24 McCamish Pavilion, Atlanta										Attendance: 6,241	
		2023-24 Men's Basketball										Officials: Leo Cassel, A.J. Desai, Jemel Spaxman	

Syracuse - 60		Record: 16-10 (7-8)										Shooting By Period					
NO. Name	Min	FG	3P	FT	Rebounds	Fouls	TP	AS	TO	ST	Blocks	BS	BA	+/	1st FG%	12-33	36.4%
1 Malik Brown	F 39:29	2-2	0-0	2-2	1 7 8	5 2	6	2	2	5	1	0	3	3	3PT%	3-17	17.6%
4 Chris Bell	F 31:37	2-7	2-7	0-0	0 5 5	2 1	6	2	1	2	1	0	2	2	FT%	3-6	50%
2 JJ Staring	G 35:37	7-15	2-7	2-3	1 3 4	1 3	18	1	0	1	0	0	0	-3	2nd FG%	10-27	37.0%
3 Judah Mintz	G 37:13	5-15	0-4	4-5	0 5 5	2 7	14	1	2	0	1	0	1	-7	3PT%	1-8	12.5%
5 Justin Taylor	G 14:28	1-7	0-2	0-0	1 0 1	0 1	2	1	1	0	0	0	0	-8	FT%	9-11	81.8%
24 Quadir Copeland	29:59	3-9	0-2	3-5	0 3 3	5 3	9	2	2	2	0	0	0	-3	GM FG%	22-60	36.7%
0 Kyle Cuffe, Jr.	11:26	2-5	0-3	1-2	1 0 1	0 1	5	1	0	0	0	0	1	-1	3PT%	4-25	16.0%
55 Mounir Hima	00:11	0-0	0-0	0-0	0 0 0	0 0	0	0	0	0	0	0	0	-2	FT%	12-17	70.6%
Team					0 1 1										Dead Ball Rebounds: 1, 2		
Totals		22-60	4-25	12-17	4 24 28	17 17	60	10	7	12	2	2	5	-5	Technical Fouls: NONE		

Georgia Tech - 65		Record: 11-15 (4-11)										Shooting By Period					
NO. Name	Min	FG	3P	FT	Rebounds	Fouls	TP	AS	TO	ST	Blocks	BS	BA	+/	1st FG%	12-28	42.9%
5 Tafara Gapare	F 22:21	4-6	0-0	2-2	1 8 9	1 3	10	2	2	1	1	0	2	2	3PT%	4-9	44.4%
11 Baye Ndongo	F 30:57	6-10	0-0	4-5	4 7 11	2 5	16	2	6	0	0	0	4	4	FT%	6-6	100%
2 Nathanael George	G 19:49	0-2	0-0	0-0	0 2 2	3 1	0	3	3	0	0	0	4	4	2nd FG%	12-33	36.4%
13 Miles Kelly	G 38:17	5-15	3-12	3-3	1 9 10	1 4	16	2	2	1	0	0	3	3	3PT%	1-6	16.7%
14 Kwacae Reeves Jr.	G 25:35	2-9	0-4	0-0	3 1 4	3 1	4	0	1	0	0	0	2	2	FT%	4-6	66.7%
1 Kyle Sturdivant	31:45	6-14	4-8	1-2	0 2 2	4 2	17	4	1	2	0	0	10	10	GM FG%	24-61	39.3%
23 Ibrahima Sacko	15:35	0-1	0-0	0-0	1 3 4	1 0	0	0	0	2	1	0	3	3	3PT%	7-25	28.0%
12 Tyzhaun Claude	11:28	1-3	0-0	0-0	2 4 6	2 1	2	1	2	0	0	0	1	4	FT%	10-12	83.3%
4 Carter Murphy	04:14	0-1	0-1	0-0	0 0 0	0 0	0	0	0	0	0	0	0	-7	Dead Ball Rebounds: 1, 1		
Team					0 1 1												
Totals		24-61	7-25	10-12	12 37 49	17 17	65	14	17	6	2	2	5	5	Technical Fouls: NONE		

SYR		GaTech		Points from		SYR		GaTech		Period by Period Scoring	
Biggest lead	7 (1st 16:55)	10 (2nd 11:57)	Turnovers	16	8	1st	2nd	TOT			
Best Scoring Run	7 (1st 16:55)	9 (2nd 14:35)	Paint	32	32	GT	30	30	60		
Lead Changes	5	9	Second Chance	9	8						
Times Tied	6	6	Fast Breaks	15	9						
Time with Lead	12:21	22:22	Bench	14	19	GaTech	34	31	65		

		Official Basketball Box Score - Final										Game Time: 7:00 PM	
		Clemson at Georgia Tech										Game Duration: 1:55	
		02/21/24 McCamish Pavilion, Atlanta										Attendance: 4,567	
		2023-24 Men's Basketball										Officials: Jamie Luckie, Bill Covington Jr., Tim Ouchtery	

Clemson - 81		Record: 18-8 (8-7)										Shooting By Period					
NO. Name	Min	FG	3P	FT	Rebounds	Fouls	TP	AS	TO	ST	Blocks	BS	BA	+/	1st FG%	16-32	50.0%
4 Ian Schieffelin	F 24:08	8-12	3-4	0-0	0 3 3	4 1	19	1	0	0	0	0	18	18	3PT%	9-18	50.0%
24 PJ Hall	F 30:34	4-8	3-4	0-0	0 4 4	2 0	11	2	1	1	1	1	27	27	FT%	2-2	100%
1 Chase Hunter	G 31:22	6-10	4-6	2-3	0 6 6	0 2	18	6	0	0	1	1	21	21	2nd FG%	15-26	57.7%
5 Jack Clark	G 26:59	3-6	2-4	0-0	1 4 5	1 1	8	4	1	1	1	0	23	23	3PT%	5-11	45.5%
11 Joseph Girard III	G 33:02	5-11	2-7	2-2	0 3 3	1 2	14	3	0	0	0	0	28	28	FT%	3-5	60%
10 RJ Godfrey	22:12	2-4	0-1	1-2	1 3 4	2 2	5	1	0	1	0	0	5	5	GM FG%	31-58	53.4%
21 Chauncy Wiggins	13:01	1-2	0-1	0-0	1 1 2	3 0	2	2	1	0	0	1	1	1	3PT%	14-29	48.3%
0 Josh Beadie	03:47	1-2	0-1	0-0	0 0 0	0 0	2	0	0	0	0	0	2	2	FT%	5-7	71.4%
2 Dillon Hunter	11:49	1-1	0-0	0-0	1 1 1	1 0	2	1	0	0	0	0	2	2	Dead Ball Rebounds: 0, 2		
33 Bas Leyte	03:06	0-2	0-1	0-0	0 0 0	2 0	0	1	0	0	0	0	2	2			
Team					2 1 3												
Totals		31-58	14-29	5-7	5 26 31	16 8	81	21	5	4	4	3	24	24	Technical Fouls: NONE		

Georgia Tech - 57		Record: 11-16 (4-12)										Shooting By Period					
NO. Name	Min	FG	3P	FT	Rebounds	Fouls	TP	AS	TO	ST	Blocks	BS	BA	+/	1st FG%	10-23	35.7%
5 Tafara Gapare	F 24:36	3-7	0-4	4-5	2 5 7	2 3	10	0	2	0	1	0	20	20	3PT%	5-13	38.5%
11 Baye Ndongo	F 31:04	2-9	0-0	4-4	1 5 6	1 4	8	1	3	0	1	1	-26	26	FT%	6-6	100%

# 2023-24 BOX SCORES

**GT** Official Basketball Box Score - Final  
**Florida St. at Georgia Tech**  
 03/02/24 McCarth Pavilion, Atlanta  
 2023-24 Men's Basketball  
 Game Time: 12:00 PM  
 Game Duration: 2:18  
 Attendance: 5,908

Florida St. - 76      Record: 15-14 (9-9)

NO.	Name	Min	FG	3P	FT	Rebounds	Fouls	TP	AS	TO	ST	Blocks	BS	BA	+	-
			M/A	M/A	M/A	OR DR TOT	PF	FD				BS	BA			
2	Jamir Watkins	F 35:30	4-9	1-3	6-7	2 5 7	3	8	15	3	1	4	1	2	-8	
3	Cameron Corhan	F 31:20	6-11	0-0	2-3	2 5 7	3	2	14	0	2	0	1	1	-8	
11	Baba Miller	F 28:12	5-13	1-5	2-3	3 1 4	1	3	13	1	1	1	2	0	-12	
1	Jalen Warley	G 21:20	1-8	0-0	0-1	1 0 1	3	0	2	2	0	0	0	0	-9	
22	Darin Green Jr.	G 24:20	3-8	3-7	0-0	5 5 4	0	9	0	0	1	0	0	0	-7	
0	Chandler Jackson	15:02	1-2	0-0	0-0	1 1 2	0	1	0	2	0	0	0	0	-2	
10	Taylor Bol Bowen	11:48	1-3	1-2	3-4	1 2 3	1	2	6	1	0	0	0	0	0	0
33	Jaylan Gainey	06:46	0-0	0-0	0-0	1 1 2	0	0	0	0	0	0	0	0	0	-2
23	Primo Spears	23:17	6-14	1-4	0-0	1 1 1	1	10	13	4	2	0	1	0	-3	
5	De'Ante Green	01:48	0-1	0-0	0-0	1 0 1	1	0	0	0	0	0	0	0	1	1
20	Josh Nickelberry	00:06	0-0	0-0	0-0	0 0 0	0	0	0	0	0	0	0	0	0	0
12	Tom House	00:31	1-1	0-0	0-0	0 0 0	0	0	0	0	0	0	0	0	0	2
<b>Totals</b>		28:70	7-21	13-17	10	23 33	21	15	76	12	9	9	4	7	-9	

Shooting By Period  
 1st FG% 16-35 45.7%  
 3PT% 4-11 36.4%  
 FT% 5-8 62.5%  
 2nd FG% 12-35 34.3%  
 3PT% 3-10 30.0%  
 FT% 8-9 88.9%  
 GM FG% 29-70 40.0%  
 3PT% 7-21 33.3%  
 FT% 13-17 76.5%  
 Dead Ball Rebounds: 1, 0

Technical Fouls: NONE

Georgia Tech - 85      Record: 16-12 (6-12)

NO.	Name	Min	FG	3P	FT	Rebounds	Fouls	TP	AS	TO	ST	Blocks	BS	BA	+	-
			M/A	M/A	M/A	OR DR TOT	PF	FD				BS	BA			
5	Tafara Gapare	F 29:59	4-11	0-4	0-0	3 7 10	1	2	8	4	2	0	3	1	15	
11	Baye Ndongo	F 24:05	6-11	0-0	3-3	6 8 14	4	4	15	0	2	1	1	1	2	
2	Naihan George	G 30:32	4-7	2-3	5-7	2 3 5	1	4	15	2	0	0	0	0	8	
13	Miles Kelly	G 32:29	2-13	1-8	0-0	0 3 3	3	2	5	3	3	1	1	0	4	
14	Kowacia Reeves Jr.	G 21:59	4-8	1-3	0-0	1 2 3	4	0	9	2	3	1	0	0	3	
12	Tyzhaun Claude	23:17	2-5	0-0	4-6	6 4 10	1	3	20	1	1	0	1	1	7	
1	Kyle Sturdivant	25:52	6-11	4-6	4-5	0 2 2	1	3	20	4	4	0	0	0	5	
3	Dallan "Deebo" Coleman	10:38	2-4	0-1	1-3	0 2 2	0	3	5	1	0	0	1	0	6	
4	Carter Murphy	01:09	0-1	0-1	0-0	0 0 0	0	0	0	0	0	0	0	0	-5	
<b>Totals</b>		30:71	8-26	17-24	21	34 55	15	21	85	17	16	3	7	4	9	

Shooting By Period  
 1st FG% 18-34 52.9%  
 3PT% 4-12 33.3%  
 FT% 4-5 80.0%  
 2nd FG% 12-37 32.4%  
 3PT% 4-14 28.6%  
 FT% 13-18 72.2%  
 GM FG% 30-71 42.3%  
 3PT% 8-26 30.8%  
 FT% 17-24 70.8%  
 Dead Ball Rebounds: 4, 1

Technical Fouls: NONE

Biggest lead	FSU	GaTech
2 (1st 1:40)	17	(2nd 3:16)
Best Scoring Run	6 (1st 9:18)	8 (2nd 4:12)
Lead Changes	4	
Times Tied	4	
Time with Lead	00:15	37:14

Points from Turnovers	FSU	GaTech
11	9	
Paint	38	40
Second Chance	11	21
Fast Breaks	13	10
Bench	23	33

Period by Period Scoring	1st	2nd	TOT
FSU	41	35	76
GaTech	44	41	85

**NCAA** Official Basketball Box Score - Final  
**Georgia Tech at Wake Forest**  
 03/05/24 LVM Coliseum, Winston-Salem  
 2023-24 Men's Basketball  
 Game Time: 9:00 PM  
 Game Duration: 2:05  
 Attendance: 7,481

Georgia Tech - 70      Record: 14-16 (7-12)

NO.	Name	Min	FG	3P	FT	Rebounds	Fouls	TP	AS	TO	ST	Blocks	BS	BA	+	-
			M/A	M/A	M/A	OR DR TOT	PF	FD				BS	BA			
5	Tafara Gapare	F 28:01	4-10	1-3	2-2	1 5 6	3	4	11	2	1	0	1	1	4	
11	Baye Ndongo	F 29:24	4-8	1-1	0-0	1 10 11	4	2	9	1	3	1	0	2	-1	
2	Naihan George	G 34:31	8-14	0-3	0-0	1 2 3	1	0	16	3	7	0	0	0	1	
13	Miles Kelly	G 36:00	7-11	5-8	0-0	0 3 3	4	2	19	2	1	2	0	0	3	
14	Kowacia Reeves Jr.	G 31:12	3-5	2-2	0-0	1 1 2	1	1	8	2	1	0	1	0	10	
12	Tyzhaun Claude	19:22	1-1	0-0	0-0	2 2 4	0	1	2	2	0	0	0	0	-4	
1	Kyle Sturdivant	12:42	1-2	1-2	0-0	0 0 0	2	1	3	0	2	0	1	0	1	
3	Dallan "Deebo" Coleman	08:48	1-3	0-2	0-0	0 1 1	1	0	2	0	1	1	0	0	-9	
<b>Totals</b>		29:54	10-21	2-2	6	28 34	16	11	70	12	16	4	3	3	-1	

Shooting By Period  
 1st FG% 16-35 45.7%  
 3PT% 4-11 36.4%  
 FT% 5-8 62.5%  
 2nd FG% 12-35 34.3%  
 3PT% 3-10 30.0%  
 FT% 8-9 88.9%  
 GM FG% 29-70 40.0%  
 3PT% 7-21 33.3%  
 FT% 13-17 76.5%  
 Dead Ball Rebounds: 0, 1

Technical Fouls: NONE

Wake Forest - 69      Record: 18-12 (10-9)

NO.	Name	Min	FG	3P	FT	Rebounds	Fouls	TP	AS	TO	ST	Blocks	BS	BA	+	-
			M/A	M/A	M/A	OR DR TOT	PF	FD				BS	BA			
11	Andrew Carr	F 33:58	2-6	0-2	2-2	0 4 4	3	2	6	2	0	0	2	0	3	
4	Elton Reid	G 31:04	5-8	1-1	0-0	1 5 6	2	1	11	0	0	0	1	0	-3	
0	Kevin Miller	G 31:52	3-11	2-3	4-5	0 2 2	1	3	12	2	4	0	0	2	-4	
2	Cameron Hildreth	G 37:49	6-11	1-4	4-4	0 2 2	3	3	17	1	0	4	0	0	1	
23	Hunter Sallis	G 37:09	8-19	0-4	6-7	1 3 4	1	6	22	3	1	2	0	1	-1	
20	Parker Friedrichsen	14:26	0-2	0-2	0-0	0 0 0	0	0	0	0	0	0	0	0	0	1
33	Matthew Marsh	08:56	0-0	0-0	1-2	0 0 0	0	1	1	0	0	0	0	0	2	
1	Marqus Marion	04:46	0-0	0-0	0-0	0 1 1	0	0	0	0	0	0	0	0	-4	
<b>Totals</b>		24:57	4-16	17-20	6	19 25	11	16	69	8	6	8	3	3	-1	

Shooting By Period  
 1st FG% 8-28 28.6%  
 3PT% 2-10 20.0%  
 FT% 8-9 88.9%  
 2nd FG% 16-29 55.2%  
 3PT% 2-6 33.3%  
 FT% 9-11 81.8%  
 GM FG% 24-57 42.1%  
 3PT% 4-16 25.0%  
 FT% 17-20 85.0%  
 Dead Ball Rebounds: 1, 0

Technical Fouls: NONE

Biggest lead	GT	WAKE
19 (1st 10:39)	1	(2nd 0:18)
Best Scoring Run	14 (1st 15:35)	9 (2nd 0:18)
Lead Changes	2	
Times Tied	0	
Time with Lead	38:37	00:18

Points from Turnovers	GT	WAKE
9	15	
Paint	22	38
Second Chance	13	6
Fast Breaks	6	5
Bench	7	1

Period by Period Scoring	1st	2nd	TOT
GT	40	30	70
WAKE	26	43	69

**NCAA** Official Basketball Box Score - Final  
**Georgia Tech at Virginia**  
 03/09/24 John Paul Jones Arena, Charlottesville  
 Virginia vs Georgia Tech Men's Basketball  
 Game Time: 8:00 PM  
 Game Duration: 1:45  
 Attendance: 13,877

Georgia Tech - 57      Record: 14-17 (7-13)

NO.	Name	Min	FG	3P	FT	Rebounds	Fouls	TP	AS	TO	ST	Blocks	BS	BA	+	-
			M/A	M/A	M/A	OR DR TOT	PF	FD				BS	BA			
5	Tafara Gapare	F 26:03	1-6	0-2	1-2	0 4 4	0	1	3	1	2	0	1	1	-16	
11	Baye Ndongo	F 31:58	8-12	0-0	5-6	5 4 9	0	5	21	0	5	0	0	1	-8	
2	Naihan George	G 32:47	10-0	0-0	0 4 4	1 0 8	5	3	0	0	1	1	0	0	-7	
13	Miles Kelly	G 22:34	0-4	0-3	0-0	0 1 1	1	0	0	0	1	1	0	0	20	
14	Kowacia Reeves Jr.	G 21:49	2-6	1-4	2-2	0 4 4	1	1	7	0	0	0	0	0	-5	
1	Kyle Sturdivant	25:46	3-8	2-5	0-0	1 2 3	0	8	4	0	0	0	0	0	-3	
3	Dallan "Deebo" Coleman	16:04	2-4	1-3	1-1	2 3 0	0	1	6	1	0	1	0	0	-1	
12	Tyzhaun Claude	15:38	1-1	0-0	2-2	1 3 4	1	1	4	0	0	0	0	0	-5	
4	Carter Murphy	07:21	0-1	0-1	0-0	0 0 0	0	0	0	0	0	0	0	0	-10	
<b>Totals</b>		21:52	4-21	11-13	9	25 34	4	9	57	11	12	3	2	4	-15	

Shooting By Period  
 1st FG% 10-24 41.7%  
 3PT% 1-8 12.5%  
 FT% 3-4 75%  
 2nd FG% 11-28 39.3%  
 3PT% 3-13 23.1%  
 FT% 8-9 88.9%  
 GM FG% 21-52 40.4%  
 3PT% 4-21 19.0%  
 FT% 11-13 84.6%  
 Dead Ball Rebounds: 2, 0

Technical Fouls: NONE

Virginia - 72      Record: 22-9 (13-7)

NO.	Name	Min	FG	3P	FT	Rebounds	Fouls	TP	AS	TO	ST	Blocks	BS	BA	+	-
			M/A	M/A	M/A	OR DR TOT	PF	FD				BS	BA			
22	Jordan Minor	F 09:53	2-3	0-0	0-0	0 0 0	1	0	1	0	0	0	0	0	8	
2	Reece Beekman	G 35:23	8-10	3-4	2-4	0 6 6	0	2	21	9	1	3	1	0	12	
11	Isaac McKneely	G 34:56	6-12	4-8												



# 2023-24 INDIVIDUAL HIGHS

## Georgia Tech - Individual Game Highs

<b>POINTS</b>	36	Miles Kelly at Louisville (02/10/2024)
	27	Miles Kelly vs Howard (11/09/2023)
	25	Miles Kelly at Miami (FL) (02/24/2024)
	25	Miles Kelly vs Notre Dame (01/09/2024)
	25	Miles Kelly vs Ga. Southern (11/06/2023)
<b>FIELD GOALS MADE</b>	11	Miles Kelly at Louisville (02/10/2024)
	10	Baye Ndongo at Hawaii (12/22/2023)
<b>FIELD GOAL ATTEMPTS</b>	24	Miles Kelly vs Howard (11/09/2023)
	21	Miles Kelly vs Notre Dame (01/09/2024)
<b>FIELD GOAL PERCENTAGE (min 5 made)</b>	1.000 (6-6)	Baye Ndongo vs Massachusetts (N) (12/21/2023)
	.875 (7-8)	Baye Ndongo vs Nevada (N) (12/24/2023)
<b>3 PT FG MADE</b>	7	Miles Kelly at Miami (FL) (02/24/2024)
	7	Miles Kelly vs Notre Dame (01/09/2024)
<b>3 PT FG ATTEMPTS</b>	15	Miles Kelly vs Notre Dame (01/09/2024)
	12	Miles Kelly vs Syracuse (02/17/2024)
<b>3 PT FG PERCENTAGE (min 2 made)</b>	1.000 (4-4)	Kyle Sturdivant vs North Carolina (01/30/2024)
	1.000 (2-2)	Kowacie Reeves Jr. at Wake Forest (03/05/2024)
	1.000 (2-2)	Carter Murphy at Louisville (02/10/2024)
	1.000 (2-2)	Tafara Gapare at Duke (01/13/2024)
<b>FREE THROWS MADE</b>	8	Miles Kelly at Louisville (02/10/2024)
	8	Naithan George vs North Carolina (01/30/2024)
	8	Kyle Sturdivant vs Massachusetts (N) (12/21/2023)
	8	Miles Kelly vs Mississippi St. (11/28/2023)
	8	Miles Kelly vs Howard (11/09/2023)
<b>FREE THROW ATTEMPTS</b>	13	Miles Kelly vs Howard (11/09/2023)
	10	Miles Kelly at Louisville (02/10/2024)
	10	Naithan George vs North Carolina (01/30/2024)
	10	Miles Kelly vs Mississippi St. (11/28/2023)
<b>FREE THROW PERCENTAGE (min 3 made)</b>	1.000 (8-8)	Kyle Sturdivant vs Massachusetts (N) (12/21/2023)
	1.000 (6-6)	Naithan George vs Virginia (01/20/2024)
	1.000 (6-6)	Baye Ndongo vs Nevada (N) (12/24/2023)
	1.000 (6-6)	Kowacie Reeves Jr. vs Alabama A&M (12/09/2023)
	1.000 (5-5)	Kyle Sturdivant at Clemson (01/16/2024)
	1.000 (5-5)	Kowacie Reeves Jr. at Cincinnati (11/22/2023)
	1.000 (4-4)	Kyle Sturdivant at Miami (FL) (02/24/2024)
	1.000 (4-4)	Kyle Sturdivant vs Clemson (02/21/2024)
	1.000 (4-4)	Kowacie Reeves Jr. vs Clemson (02/21/2024)
	1.000 (4-4)	Baye Ndongo vs Clemson (02/21/2024)
	1.000 (4-4)	Tafara Gapare vs Wake Forest (02/06/2024)
	1.000 (4-4)	Tafara Gapare vs Boston College (01/06/2024)
	1.000 (4-4)	Kyle Sturdivant vs Duke (12/02/2023)
	1.000 (4-4)	Miles Kelly vs Duke (12/02/2023)
	1.000 (4-4)	Kowacie Reeves Jr. vs Ga. Southern (11/06/2023)
	1.000 (3-3)	Miles Kelly vs Notre Dame (N) (03/12/2024)
	1.000 (3-3)	Naithan George vs Notre Dame (N) (03/12/2024)
	1.000 (3-3)	Baye Ndongo vs Florida St. (03/02/2024)
	1.000 (3-3)	Miles Kelly vs Syracuse (02/17/2024)
	1.000 (3-3)	Tyshaun Claude at Louisville (02/10/2024)
<b>REBOUNDS</b>	19	Baye Ndongo vs Penn St. (N) (12/16/2023)
	14	Baye Ndongo vs Florida St. (03/02/2024)
<b>ASSISTS</b>	11	Naithan George vs Notre Dame (01/09/2024)
	9	Naithan George vs Virginia (01/20/2024)
	9	Kyle Sturdivant vs Boston College (01/06/2024)
	9	Naithan George vs Duke (12/02/2023)

<b>STEALS</b>	3	Miles Kelly at Miami (FL) (02/24/2024)
	3	Kyle Sturdivant vs Massachusetts (N) (12/21/2023)
	3	Baye Ndongo at Georgia (12/05/2023)
	3	Ibrahima Sacko vs UMass Lowell (11/14/2023)
	3	Kowacie Reeves Jr. vs Ga. Southern (11/06/2023)
<b>BLOCKED SHOTS</b>	4	Tafara Gapare at Hawaii (12/22/2023)
	4	Baye Ndongo vs Duke (12/02/2023)
<b>TURNOVERS</b>	7	Naithan George at Wake Forest (03/05/2024)
	7	Baye Ndongo at Cincinnati (11/22/2023)
<b>FOULS</b>	5	Baye Ndongo at Louisville (02/10/2024)
	5	Tyshaun Claude at Louisville (02/10/2024)
	5	Tafara Gapare at NC State (02/03/2024)
	5	Baye Ndongo at NC State (02/03/2024)
	5	Baye Ndongo at Clemson (01/16/2024)
	5	Miles Kelly at Duke (01/13/2024)
	5	Baye Ndongo vs Boston College (01/06/2024)
	5	Baye Ndongo at Hawaii (12/22/2023)
	5	Tyshaun Claude vs Howard (11/09/2023)

## Opponent - Individual Game Highs

<b>POINTS</b>	31	PJ Hall at Clemson (01/16/2024)
	30	Kyle Filipowski at Duke (01/13/2024)
	30	Devin McGlockton vs Boston College (01/06/2024)
	30	Kenan Blackshear vs Nevada (N) (12/24/2023)
	28	RJ Davis vs North Carolina (01/30/2024)
<b>FIELD GOALS MADE</b>	12	Devin McGlockton vs Boston College (01/06/2024)
	11	RJ Davis vs North Carolina (01/30/2024)
	11	PJ Hall at Clemson (01/16/2024)
	11	Kenan Blackshear vs Nevada (N) (12/24/2023)
<b>FIELD GOAL ATTEMPTS</b>	24	RJ Davis vs North Carolina (01/30/2024)
	24	Kyle Filipowski at Duke (01/13/2024)
	24	Ayinde Hilkin vs UMass Lowell (11/14/2023)
<b>FIELD GOAL PERCENTAGE (min 5 made)</b>	.833 (5-6)	Viktor Lakhin at Cincinnati (11/22/2023)
	.800 (12-15)	Devin McGlockton vs Boston College (01/06/2024)
	.800 (8-10)	Reece Beekman at Virginia (03/09/2024)
	.800 (8-10)	Claudell Harris Jr. vs Boston College (01/06/2024)
<b>3 PT FG MADE</b>	6	Isaac McKeely vs Virginia (01/20/2024)
	5	Braeden Shrewsbury vs Notre Dame (N) (03/12/2024)
	5	Braeden Shrewsbury vs Notre Dame (01/09/2024)
	5	Rahsool Diggins vs Massachusetts (N) (12/21/2023)
	5	Viktor Lakhin at Cincinnati (11/22/2023)
<b>3 PT FG ATTEMPTS</b>	12	Puff Johnson vs Penn St. (N) (12/16/2023)
	10	Bensley Joseph at Miami (FL) (02/24/2024)
	10	Cormac Ryan vs North Carolina (01/30/2024)
	10	Rahsool Diggins vs Massachusetts (N) (12/21/2023)
	10	Josh Hubbard vs Mississippi St. (11/28/2023)
<b>3 PT FG PERCENTAGE (min 2 made)</b>	1.000 (4-4)	Claudell Harris Jr. vs Boston College (01/06/2024)
	1.000 (2-2)	Paul Djobet at Miami (FL) (02/24/2024)
	1.000 (2-2)	Guillermo Diaz Graham vs Pittsburgh (01/23/2024)
	1.000 (2-2)	Carlos Curry vs Ga. Southern (11/06/2023)
<b>FREE THROWS MADE</b>	10	DJ Horne at NC State (02/03/2024)
	9	Kezha Njie vs Notre Dame (N) (03/12/2024)
<b>FREE THROW ATTEMPTS</b>	11	DJ Horne at NC State (02/03/2024)
	11	Kyle Filipowski at Duke (01/13/2024)
	11	Kenan Blackshear vs Nevada (N) (12/24/2023)
<b>FREE THROW PERCENTAGE (min 3 made)</b>	1.000 (8-8)	Ty-Laur Johnson at Louisville (02/10/2024)
	1.000 (7-7)	Cameron Hildreth vs Wake Forest (03/06/2024)
	1.000 (6-6)	Mike James at Louisville (02/10/2024)
	1.000 (6-6)	Skyy Clark at Louisville (02/10/2024)
	1.000 (6-6)	Mylyjjael Poteat at Virginia Tech (01/27/2024)
	1.000 (6-6)	Braeden Shrewsbury vs Notre Dame (01/09/2024)
	1.000 (5-5)	Joseph Girard III at Clemson (01/16/2024)
	1.000 (5-5)	Ayinde Hilkin vs UMass Lowell (11/14/2023)
	1.000 (4-4)	Cameron Hildreth at Wake Forest (03/05/2024)
	1.000 (4-4)	Tae Davis at Notre Dame (02/14/2024)
	1.000 (4-4)	Tre White at Louisville (02/10/2024)
	1.000 (4-4)	Andrew Carr at Wake Forest (02/06/2024)
	1.000 (4-4)	Kevin Miller vs Wake Forest (02/06/2024)
	1.000 (4-4)	Lynn Kidd at Virginia Tech (01/27/2024)
	1.000 (4-4)	Tyrese Proctor at Duke (01/13/2024)
	1.000 (4-4)	Kezha Njie vs Notre Dame (01/09/2024)
	1.000 (4-4)	Juan Munoz at Hawaii (12/22/2023)
	1.000 (4-4)	Jamar Franklin vs Ga. Southern (11/06/2023)
	1.000 (3-3)	Reece Beekman at Virginia (01/20/2024)
	1.000 (3-3)	Julian Roper II vs Notre Dame (01/09/2024)

<b>REBOUNDS</b>	17	PJ Hall at Clemson (01/16/2024)
	15	Ian Schieffelin at Clemson (01/16/2024)
<b>ASSISTS</b>	11	Reece Beekman vs Virginia (01/20/2024)
	9	Reece Beekman at Virginia (03/09/2024)
<b>STEALS</b>	5	Maliq Brown vs Syracuse (02/17/2024)
	5	Markus Burton at Notre Dame (02/14/2024)
	5	Jayden Ndjigue vs Massachusetts (N) (12/21/2023)
<b>BLOCKED SHOTS</b>	4	Kyle Filipowski vs Duke (12/02/2023)
	4	Max Brooks vs UMass Lowell (11/14/2023)
<b>TURNOVERS</b>	5	Ty-Laur Johnson at Louisville (02/10/2024)
	5	Kenan Blackshear vs Nevada (N) (12/24/2023)
	5	Cam Bryant vs Ga. Southern (11/06/2023)
<b>FOULS</b>	5	Maliq Brown vs Syracuse (02/17/2024)
	5	Quadir Copeland vs Syracuse (02/17/2024)
	5	Ben Middlebrooks at NC State (02/03/2024)
	5	Elliot Cadeau vs North Carolina (01/30/2024)
	5	Guillermo Diaz Graham vs Pittsburgh (01/23/2024)
	5	Dillon Hunter at Clemson (01/16/2024)
	5	Cameron Matthews vs Mississippi St. (11/28/2023)
	5	Bryce Harris vs Howard (11/09/2023)
	5	Dom Campbell vs Howard (11/09/2023)

2021-22 REVIEW

# 2023-24 TEAM HIGHS AND LOWS

Georgia Tech - Game Highs		
<b>POINTS</b>	93	at Clemson (01/16/2024)
	88	Howard (11/09/2023)
	87	Boston College (01/06/2024)
	85	Florida St. (03/02/2024)
	84	Ga. Southern (11/06/2023)
<b>FIELD GOALS MADE</b>	34	Howard (11/09/2023)
	32	Boston College (01/06/2024)
	32	vs Penn St. (N) (12/16/2023)
<b>FIELD GOAL ATTEMPTS</b>	77	Howard (11/09/2023)
	75	at Georgia (12/05/2023)
<b>FIELD GOAL PERCENTAGE</b>	.545 (30-55)	at Duke (01/13/2024)
	.542 (32-59)	Boston College (01/06/2024)
<b>3 PT FG MADE</b>	15	at Miami (FL) (02/24/2024)
	15	at Clemson (01/16/2024)
<b>3 PT FG ATTEMPTS</b>	35	at Clemson (01/16/2024)
	35	Notre Dame (01/09/2024)
<b>3 PT FG PERCENTAGE</b>	.550 (11-20)	at Duke (01/13/2024)
	.476 (10-21)	at Wake Forest (03/05/2024)
<b>FREE THROWS MADE</b>	19	Clemson (02/21/2024)
	18	vs Notre Dame (N) (03/12/2024)
	18	vs Massachusetts (N) (12/21/2023)
<b>FREE THROW ATTEMPTS</b>	27	Howard (11/09/2023)
	27	Ga. Southern (11/06/2023)
<b>FREE THROW PERCENTAGE</b>	1.000 (5-5)	at Miami (FL) (02/24/2024)
	1.000 (2-2)	at Wake Forest (03/05/2024)
<b>REBOUNDS</b>	55	Florida St. (03/02/2024)
	55	Alabama A&M (12/09/2023)
<b>ASSISTS</b>	25	vs Penn St. (N) (12/16/2023)
	22	at Miami (FL) (02/24/2024)
<b>STEALS</b>	10	Notre Dame (01/09/2024)
	10	Ga. Southern (11/06/2023)
<b>BLOCKED SHOTS</b>	10	at Cincinnati (11/22/2023)
	8	North Carolina (01/30/2024)
	8	at Duke (01/13/2024)
	8	Duke (12/02/2023)
<b>TURNOVERS</b>	21	vs Massachusetts (N) (12/21/2023)
	20	Alabama A&M (12/09/2023)
<b>FOULS</b>	28	at Louisville (02/10/2024)
	23	at NC State (02/03/2024)

Opponent - Game Highs		
<b>POINTS</b>	95	Boston College (01/06/2024)
	91	at Virginia Tech (01/27/2024)
	90	at Clemson (01/16/2024)
	89	at Cincinnati (11/22/2023)
	85	Howard (11/09/2023)
<b>FIELD GOALS MADE</b>	35	Boston College (01/06/2024)
	32	at Virginia Tech (01/27/2024)
<b>FIELD GOAL ATTEMPTS</b>	77	North Carolina (01/30/2024)
	74	vs Penn St. (N) (12/16/2023)
<b>FIELD GOAL PERCENTAGE</b>	.556 (35-63)	Boston College (01/06/2024)
	.552 (32-58)	at Virginia Tech (01/27/2024)
<b>3 PT FG MADE</b>	14	Clemson (02/21/2024)
	14	at Cincinnati (11/22/2023)
<b>3 PT FG ATTEMPTS</b>	36	at Miami (FL) (02/24/2024)
	35	at Cincinnati (11/22/2023)
<b>3 PT FG PERCENTAGE</b>	.522 (12-23)	vs Notre Dame (N) (03/12/2024)
	.522 (12-23)	Boston College (01/06/2024)
<b>FREE THROWS MADE</b>	31	at Louisville (02/10/2024)
	29	at Clemson (01/16/2024)
<b>FREE THROW ATTEMPTS</b>	38	at Clemson (01/16/2024)
	34	at Louisville (02/10/2024)
<b>FREE THROW PERCENTAGE</b>	1.000 (17-17)	Wake Forest (02/06/2024)
	.912 (31-34)	at Louisville (02/10/2024)
<b>REBOUNDS</b>	50	at Georgia (12/05/2023)
	48	North Carolina (01/30/2024)
	48	Notre Dame (01/09/2024)
<b>ASSISTS</b>	23	at Virginia Tech (01/27/2024)
	21	Clemson (02/21/2024)
	21	Boston College (01/06/2024)
<b>STEALS</b>	16	vs Massachusetts (N) (12/21/2023)
	13	vs Penn St. (N) (12/16/2023)
<b>BLOCKED SHOTS</b>	6	Duke (12/02/2023)
	6	UMass Lowell (11/14/2023)
	6	Howard (11/09/2023)
<b>TURNOVERS</b>	18	Ga. Southern (11/06/2023)
	16	Notre Dame (01/09/2024)
<b>FOULS</b>	23	Ga. Southern (11/06/2023)
	21	Florida St. (03/02/2024)
	21	at Florida St. (01/03/2024)

Georgia Tech - Game Lows		
<b>POINTS</b>	51	Wake Forest (02/06/2024)
	54	at Cincinnati (11/22/2023)
	55	at Notre Dame (02/14/2024)
	57	at Virginia (03/09/2024)
	57	Clemson (02/21/2024)
<b>FIELD GOALS MADE</b>	16	Clemson (02/21/2024)
	17	Wake Forest (02/06/2024)
	17	at Cincinnati (11/22/2023)
<b>FIELD GOAL ATTEMPTS</b>	48	at Notre Dame (02/14/2024)
	49	at Cincinnati (11/22/2023)
<b>FIELD GOAL PERCENTAGE</b>	.283 (17-60)	Wake Forest (02/06/2024)
	.302 (16-53)	Clemson (02/21/2024)
<b>3 PT FG MADE</b>	3	Wake Forest (02/06/2024)
	4	at Virginia (03/09/2024)
	4	Howard (11/09/2023)
<b>3 PT FG ATTEMPTS</b>	15	at Notre Dame (02/14/2024)
	17	at Hawaii (12/22/2023)
	17	vs Massachusetts (N) (12/21/2023)
	17	at Cincinnati (11/22/2023)
<b>3 PT FG PERCENTAGE</b>	.125 (3-24)	Wake Forest (02/06/2024)
	.190 (4-21)	at Virginia (03/09/2024)
<b>FREE THROWS MADE</b>	2	at Wake Forest (03/05/2024)
	3	Notre Dame (01/09/2024)
<b>FREE THROW ATTEMPTS</b>	2	at Wake Forest (03/05/2024)
	5	at Miami (FL) (02/24/2024)
<b>FREE THROW PERCENTAGE</b>	.429 (3-7)	Notre Dame (01/09/2024)
	.462 (6-13)	at Georgia (12/05/2023)
<b>REBOUNDS</b>	23	vs Notre Dame (N) (03/12/2024)
	29	Virginia (01/20/2024)
<b>ASSISTS</b>	6	Clemson (02/21/2024)
	7	vs Massachusetts (N) (12/21/2023)
<b>STEALS</b>	0	Clemson (02/21/2024)
	1	Duke (12/02/2023)
<b>BLOCKED SHOTS</b>	1	vs Notre Dame (N) (03/12/2024)
	1	at Louisville (02/10/2024)
	1	vs Nevada (N) (12/24/2023)
<b>TURNOVERS</b>	5	at Virginia Tech (01/27/2024)
	7	vs Notre Dame (N) (03/12/2024)
	7	Howard (11/09/2023)
<b>FOULS</b>	4	at Virginia (03/09/2024)
	8	Clemson (02/21/2024)

Opponent - Game Lows		
<b>POINTS</b>	49	Alabama A&M (12/09/2023)
	58	at Notre Dame (02/14/2024)
	59	Mississippi St. (11/28/2023)
	60	Syracuse (02/17/2024)
	62	Ga. Southern (11/06/2023)
<b>FIELD GOALS MADE</b>	18	Alabama A&M (12/09/2023)
	18	at Notre Dame (02/14/2024)
<b>FIELD GOAL ATTEMPTS</b>	50	Pittsburgh (01/23/2024)
	52	vs Notre Dame (N) (03/12/2024)
<b>FIELD GOAL PERCENTAGE</b>	.276 (16-58)	Alabama A&M (12/09/2023)
	.308 (20-65)	Mississippi St. (11/28/2023)
<b>3 PT FG MADE</b>	2	Alabama A&M (12/09/2023)
	2	UMass Lowell (11/14/2023)
<b>3 PT FG ATTEMPTS</b>	15	UMass Lowell (11/14/2023)
	16	at Wake Forest (03/05/2024)
	16	Duke (12/02/2023)
<b>3 PT FG PERCENTAGE</b>	.100 (2-20)	Alabama A&M (12/09/2023)
	.133 (2-15)	UMass Lowell (11/14/2023)
<b>FREE THROWS MADE</b>	2	at Virginia (03/09/2024)
	5	at Miami (FL) (02/24/2024)
	5	Clemson (02/21/2024)
<b>FREE THROW ATTEMPTS</b>	4	at Virginia (03/09/2024)
	7	Clemson (02/21/2024)
<b>FREE THROW PERCENTAGE</b>	.421 (8-19)	vs Massachusetts (N) (12/21/2023)
	.500 (5-10)	at Miami (FL) (02/24/2024)
	.500 (2-4)	at Virginia (03/09/2024)
<b>REBOUNDS</b>	24	Boston College (01/06/2024)
	25	at Virginia (03/09/2024)
	25	at Wake Forest (03/05/2024)
<b>ASSISTS</b>	4	Alabama A&M (12/09/2023)
	5	Mississippi St. (11/28/2023)
<b>STEALS</b>	2	at Virginia Tech (01/27/2024)
	4	vs Notre Dame (N) (03/12/2024)
	4	Clemson (02/21/2024)
	4	Virginia (01/20/2024)
	4	Boston College (01/06/2024)
	4	vs Nevada (N) (12/24/2023)
	4	at Hawaii (12/22/2023)
	4	at Georgia (12/05/2023)
<b>BLOCKED SHOTS</b>	0	vs Notre Dame (N) (03/12/2024)
	0	North Carolina (01/30/2024)
<b>TURNOVERS</b>	4	at NC State (02/03/2024)
	4	at Duke (01/13/2024)
	4	at Hawaii (12/22/2023)
<b>FOULS</b>	9	at Virginia (03/09/2024)
	9	at Miami (FL) (02/24/2024)

2021-22 REVIEW

## ***RECORD BOOK***

---


<b>Career Records/Leaders</b>	<b>60-61</b>
<b>Season Records/Leaders</b>	<b>62-71</b>
<b>Single-Game Records/Highs</b>	<b>72-77</b>
<b>McCamish Pavilion Records</b>	<b>78</b>
<b>Career Summaries of Notable Players</b>	<b>79-83</b>
<b>Career Statistics of All Players (ACC era)</b>	<b>84-86</b>
<b>NCAA Statistical Rankings (since 2001-02)</b>	<b>86</b>



## CAREER RECORDS

## CAREER RECORDS

**Most points:** 2,232, Rich Yunkus, 1969-71  
**Most points per game:** 26.6, Rich Yunkus, 1969-71  
**Most field goals:** 874, Rich Yunkus, 1969-71  
**Most field goals attempted:** 1,740, Mark Price, 1983-86  
**Highest field goal percentage:** .620, Lee Goza, 1981-82  
**Most 3-point field goals:** 351, Dennis Scott, 1988-90  
**Most 3-point field goals attempted:** 831, Dennis Scott, 1988-90  
**Highest 3-point field goal percentage:** .440 (73-166), Mark Price, 1983-86 (all in 1982-83, at distance of 17-9)  
**Highest 3-point field goal percentage:** .422 (351-831), Dennis Scott, 1988-90  
**Most free throws:** 508, Matt Harpring, 1995-98  
**Most free throws attempted:** 718, Alvin Jones, 1998-01  
**Highest free throw percentage:** .867, Anthony Morrow, 2005-08  
**Most rebounds:** 1,205, Malcolm Mackey, 1990-93  
**Most rebounds per game:** 12.9, Jim Caldwell, 1963-65  
**Most assists:** 724, Drew Barry, 1993-96  
**Most assists per game:** 7.0, Kenny Anderson, 1989-91  
**Most steals:** 240, Mark Price, 1983-86  
**Most blocked shots:** 425, Alvin Jones, 1998-01  
**Most games played:** 135, Quinton Stephens, 2013-17  
**Most games started:** 129, Marcus Georges-Hunt, 2013-16  
**Most consecutive games started:** 126, Mark Price, 1983-86  
**Most minutes played:** 4,604, Mark Price, 1983-86  
**Most personal fouls:** 398, John Salley, 1983-86  
**Most times fouled out:** 24, John Salley, 1983-86



RICH YUNKUS

## 1,000-POINT SCORERS

Pl.	Player	G	FG	3FG	FT	Points	Avg.
1.	Rich Yunkus (1969-71)	84	874	0	484	2,232	26.6
2.	Matt Harpring (1995-98)	124	753	211	508	2,225	17.9
3.	Mark Price (1983-86)	126	848	73	424	2,193	17.4
4.	Dennis Scott (1988-90)	99	744	351	276	2,115	21.4
5.	Tom Hammonds (1986-89)	123	853	1	374	2,081	16.9
6.	Travis Best (1992-95)	124	703	258	393	2,057	16.6
7.	James Forrest (1992-95)	114	812	3	351	1,978	17.4
8.	Brian Oliver (1987-90)	127	680	105	383	1,848	14.6
9.	Duane Ferrell (1985-88)	127	720	10	368	1,818	14.3
10.	Malcolm Mackey (1990-93)	130	709	0	318	1,736	13.4
11.	Marcus Georges-Hunt (2013-16)	130	569	122	468	1,728	13.3
12.	Michael Devoe (2018-22)	117	594	223	293	1,704	14.6
13.	Tony Akins (1999-02)	122	529	301	299	1,658	13.6
14.	Roger Kaiser (1959-61)	80	591	0	446	1,628	20.4
15.	B.J. Elder (2002-05)	122	587	222	220	1,616	13.2
16.	Bruce Dalrymple (1984-87)	126	614	12	348	1,588	12.6
17.	John Salley (1983-86)	125	595	0	397	1,587	12.7
18.	Kenny Anderson (1990-91)	65	561	113	262	1,497	23.0
19.	Jim Wood (1974-77)	106	602	0	255	1,459	13.8
20.	Jose Alvarado (2018-21)	106	491	172	275	1,429	13.5
21.	Lenny Horton (1977-80)	107	514	0	338	1,411	13.2
22.	Anthony Morrow (2005-08)	123	473	258	196	1,400	11.4
23.	Marvin Lewis (2001-04)	130	468	239	221	1,396	10.7
24.	Bobby Kimmel (1954-57)	98	436	0	491	1,363	13.9
25.	Alvin Jones (1998-01)	124	450	0	412	1,312	10.6
26.	Tico Brown (1977-79)	81	544	0	220	1,308	16.1
27.	Michael Maddox (1995-98)	126	496	133	178	1,303	10.3
28.	Bud Blemker (1957-59)	78	501	0	264	1,266	16.2
29.	Jarrett Jack (2003-05)	101	406	93	360	1,265	12.5
30.	Drew Barry (1993-96)	117	409	179	256	1,253	10.7
31.	Phil Wagner (1966-68)	67	449	0	291	1,189	17.7
	Terry Randall (1957-59)	77	448	0	293	1,189	15.4
33.	Sammy Drummer (1978-79)	53	489	0	206	1,184	22.3
34.	Gani Lawal (2008-10)	99	446	0	275	1,167	11.8
35.	Iman Shumpert (2009-11)	92	387	111	281	1,166	12.7
36.	Jim Caldwell (1963-65)	77	461	0	232	1,154	15.0
37.	Jim Nolan (1946-49)	86	420	0	296	1,136	13.2
38.	Moses Wright (2017-21)	111	466	26	172	1,130	10.2
39.	Brook Steppe (1979-80, 82)	77	410	0	285	1,105	14.4
40.	Pete Silas (1951-53)	72	421	0	242	1,084	15.1
41.	Melvin Dold (1948-51)	100	442	0	196	1,080	10.8
	Jon Barry (1991-92)	65	381	176	142	1,080	16.6
43.	Miles Kelly (2021-24)	95	365	184	143	1,057	11.1
44.	Ben Lammers (2014-18)	124	431	3	190	1,055	8.5
45.	Lewis Clinch (2006-09)	105	377	176	118	1,048	11.3
46.	Jason Floyd (1997-00)	121	363	169	120	1,015	8.4
47.	Zachery Peacock (2007-10)	122	384	48	193	1,009	8.3
48.	Daniel Miller (2011-14)	126	423	0	161	1,007	8.0

## 1,000 Points &amp; 500 Rebounds

Player (Years)	Pts	Reb
Rich Yunkus (1969-71)	2,232	955
Matt Harpring (1995-98)	2,225	997
Dennis Scott (1988-90)	2,115	523
Tom Hammonds (1986-89)	2,081	885
James Forrest (1992-95)	1,978	846
Brian Oliver (1987-90)*	1,848	613
Duane Ferrell (1985-88)	1,818	680
Malcolm Mackey (1990-93)	1,734	1,205
Marcus Georges-Hunt (2013-16)	1,728	580
Bruce Dalrymple (1984-87)*	1,588	744
John Salley (1983-86)	1,587	798
Jim Wood (1974-77)	1,459	740
Lenny Horton (1977-80)	1,411	704
Bobby Kimmel (1954-57)	1,363	605
Alvin Jones (1998-01)	1,312	1,075
Michael Maddox (1995-98)	1,303	687
Gani Lawal (2008-10)	1,167	712
Jim Caldwell (1963-65)	1,154	993
Moses Wright (2017-21)	1,130	614
Ben Lammers (2015-18)	1,055	774
Daniel Miller (2011-14)	1,007	821

## 1,000 Points &amp; 400 Assists

Player (Years)	Pts	As
Mark Price (1983-86)	2,193	510
Travis Best (1992-95)	2,057	692
Brian Oliver (1987-90)*	1,848	538
Tony Akins (1999-02)	1,658	560
Bruce Dalrymple (1984-87)*	1,588	446
Kenny Anderson (1990-91)	1,497	454
Jarrett Jack (2003-05)	1,265	543
Drew Barry (1993-96)	1,253	724

\*Only Tech players to have 1,000 points, 500 rebounds and 400 assists



MALCOLM MACKEY

# CAREER LEADERS

## Scoring Average

1. Rich Yunkus (1969-71) .....	26.6
2. Kenny Anderson (1990-91) .....	23.0
3. Sammy Drummer (1978-79) .....	22.3
4. Dennis Scott (1988-90) .....	21.4
5. Roger Kaiser (1959-61) .....	20.4
6. Matt Harpring (1995-98) .....	17.9
7. Phil Wagner (1966-68) .....	17.7
8. Mark Price (1983-86) .....	17.4
James Forrest (1992-95) .....	17.4
10. Jason Collier (1999-00) .....	17.1
11. Tom Hammonds (1986-89) .....	16.9
12. Travis Best (1992-95) .....	16.6
13. Jon Barry (1991-92) .....	16.6
14. Bud Blemker (1957-59) .....	16.2
15. Tico Brown (1977-79) .....	16.1
16. Terry Randall (1957-59) .....	15.4
17. Jim Caldwell (1963-65) .....	15.0
18. Brian Oliver (1987-90) .....	14.6
19. Michael Devoe (2018-22) .....	14.6
20. Brook Stepp (1979-80,82) .....	14.4

## Rebounds

1. Malcolm Mackey (1990-93) .....	1205
2. Alvin Jones (1998-01) .....	1075
3. Matt Harpring (1995-98) .....	997
4. Jim Caldwell (1963-65) .....	993
5. Rich Yunkus (1969-71) .....	955
6. Tom Hammonds (1986-89) .....	885
7. James Forrest (1992-95) .....	846
8. Daniel Miller (2011-14) .....	821
9. John Salley (1983-86) .....	798
10. Ben Lammers (2014-18) .....	774
11. Eddie Elisma (1994-97) .....	762
12. Bruce Dalrymple (1984-87) .....	744
13. Jim Wood (1974-77) .....	740
14. Gani Lawal (2008-10) .....	712
15. Jeremis Smith (2005-08) .....	708
16. Lenny Horton (1977-80) .....	704
17. Michael Maddox (1995-98) .....	687
18. Duane Ferrell (1985-88) .....	680
19. Ivano Newbill (1991-94) .....	654
20. Luke Schenschler (2002-05) .....	640

## Rebound Average

1. Jim Caldwell (1963-65) .....	12.9
2. Rich Yunkus (1969-71) .....	11.4
3. Lenny Cohen (1955-57) .....	10.3
4. Malcolm Mackey (1990-93) .....	9.3
5. Dave Denton (1958-60) .....	8.9
6. Bobby Kimmel (1954-57) .....	8.7
Alvin Jones (1998-01) .....	8.7
8. Charles Mitchell (2014-16) .....	8.5
9. Jason Collier (1999-00) .....	8.3
10. Matt Harpring (1995-98) .....	8.0
11. Alan Nass (1961-63) .....	7.9
12. Mike Green (1975-76) .....	7.8
13. James Banks III (2019-20) .....	7.7
14. Frank Inman (1957-58) .....	7.5
15. James Forrest (1992-95) .....	7.4
16. Tom Hammonds (1986-89) .....	7.2
Gani Lawal (2008-10) .....	7.2
18. Jim Wood (1974-77) .....	7.0
19. Yvon Joseph (1983-85) .....	6.9
Matt Geiger (1991-92) .....	6.9

## Field Goals

1. Rich Yunkus (1969-71) .....	874
2. Tom Hammonds (1986-89) .....	853
3. Mark Price (1983-86) .....	848
4. James Forrest (1992-95) .....	812
5. Matt Harpring (1995-98) .....	753
6. Dennis Scott (1988-90) .....	744
7. Duane Ferrell (1985-88) .....	720
8. Malcolm Mackey (1990-93) .....	709
9. Travis Best (1992-95) .....	703
10. Brian Oliver (1987-90) .....	680
11. Bruce Dalrymple (1984-87) .....	614
12. John Salley (1983-86) .....	595
13. Michael Devoe (2018-22) .....	594
14. Roger Kaiser (1959-61) .....	591
15. B.J. Elder (2002-05) .....	587
16. Marcus Georges-Hunt (2013-16) .....	569
17. Kenny Anderson (1990-91) .....	561
18. Tico Brown (1977-79) .....	544
19. Tony Akins (1999-02) .....	529
20. Lenny Horton (1977-80) .....	514
21. Bud Blemker (1957-59) .....	501

## Field Goal Attempts

1. Mark Price (1983-86) .....	1740
2. Rich Yunkus (1969-71) .....	1724
3. Dennis Scott (1988-90) .....	1645
4. Matt Harpring (1995-98) .....	1621
5. James Forrest (1992-95) .....	1614
6. Travis Best (1992-95) .....	1540
7. Tom Hammonds (1986-89) .....	1506
8. B.J. Elder (2002-05) .....	1376
9. Tony Akins (1999-02) .....	1369
10. Roger Kaiser (1959-61) .....	1362
11. Duane Ferrell (1985-88) .....	1340
12. Brian Oliver (1987-90) .....	1317
13. Marcus Georges-Hunt (2013-16) .....	1314
14. Michael Devoe (2018-22) .....	1312
15. Malcolm Mackey (1990-93) .....	1300
16. Bud Blemker (1957-59) .....	1298
17. Bruce Dalrymple (1984-87) .....	1269
18. Bobby Kimmel (1954-57) .....	1262
19. Jim Wood (1974-77) .....	1231
20. Kenny Anderson (1990-91) .....	1185

## Field Goal Percentage

1. Lee Goza (1981-82) .....	620
2. Bill Mayer (1958-60) .....	612
3. John Salley (1983-86) .....	587
4. Matt Geiger (1991-92) .....	582
5. Lenny Horton (1977-80) .....	569
6. Tom Hammonds (1986-89) .....	566
7. Eddie Elisma (1994-97) .....	551
8. Kammeon Holsley (2011-14) .....	551
9. Yvon Joseph (1984-85) .....	549
10. Gani Lawal (2008-10) .....	548
11. Malcolm Mackey (1990-93) .....	545
James Banks III (2019-20) .....	545
13. Luke Schenschler (2002-05) .....	542
14. Bill Algood (1977-78) .....	540
15. Duane Ferrell (1985-88) .....	537
16. Akade Aminu (2006-09) .....	533
17. Jeremis Smith (2005-08) .....	532
18. Daniel Miller (2011-14) .....	527
19. Stan Guth (1965-67) .....	521
20. Charles Mitchell (2014-16) .....	520

## 3-Point Field Goals

1. Dennis Scott (1988-90) .....	351
2. Tony Akins (1999-02) .....	301
3. Travis Best (1992-95) .....	258
Anthony Morrow (2005-08) .....	258
5. Marvin Lewis (2001-04) .....	239
6. Michael Devoe (2018-22) .....	223
7. B.J. Elder (2002-05) .....	222
8. Matt Harpring (1995-98) .....	211
9. Miles Kelly (2021-24) .....	184
10. Drew Barry (1993-96) .....	179
11. Jon Barry (1991-92) .....	176
Lewis Clinch (2006-09) .....	176
13. Jose Alvarado (2017-21) .....	172
14. Jason Floyd (1997-00) .....	169
15. Shaun Fein (2000-01) .....	140
16. Quinton Stephens (2013-17) .....	138
17. Michael Maddox (1995-98) .....	133
18. Dallan "Deebo" Coleman (2021-24) .....	132
19. Marcus Georges-Hunt (2013-16) .....	122
20. Mfon Udofia (2010-13) .....	117

## 3-Point Field Goal Att.

1. Dennis Scott (1988-90) .....	831
2. Tony Akins (1999-02) .....	812
3. Travis Best (1992-95) .....	656
4. Marvin Lewis (2001-04) .....	623
5. Anthony Morrow (2005-08) .....	613
6. B.J. Elder (2002-05) .....	600
7. Matt Harpring (1995-98) .....	585
8. Michael Devoe (2018-22) .....	568
9. Miles Kelly (2021-24) .....	525
10. Jason Floyd (1997-00) .....	522
11. Jose Alvarado (2017-21) .....	505
12. Drew Barry (1993-96) .....	485
13. Lewis Clinch (2006-09) .....	481
14. Jon Barry (1991-92) .....	474
15. Quinton Stephens (2013-17) .....	442
16. Tadic Jackson (2015-18) .....	376
17. Dallan "Deebo" Coleman (2021-24) .....	373
18. Marcus Georges-Hunt (2013-16) .....	371
19. Shaun Fein (2000-01) .....	368
20. Mfon Udofia (2010-13) .....	367

## 3-Point Field Goal Pct.

1. Mark Price (1983-86) .....	440
2. Dennis Scott (1988-90) .....	422
3. Anthony Morrow (2005-08) .....	421
4. Anthony Byrd (1982-84) .....	404
5. Bryan Hill (1991-93) .....	398
6. Travis Best (1992-95) .....	393
Michael Devoe (2018-22) .....	393
8. Craig Neal (1984-88) .....	388
9. Brian Oliver (1987-90) .....	385
10. Marvin Lewis (2001-04) .....	384
11. Fred Vinson (1992, 94) .....	383
12. Shaun Fein (2000-01) .....	380
13. Michael Maddox (1995-98) .....	377
14. Kenny Anderson (1990-91) .....	374
15. Jon Barry (1991-92) .....	371
Tony Akins (1999-02) .....	371
17. Stephen Marbury (1996) .....	370
B.J. Elder (2002-05) .....	370
19. Drew Barry (1993-96) .....	369
20. Lewis Clinch (2006-09) .....	366

\*3-pt line of 17ft-9in for 1982-83 season; no 3-pt shot from 1983-86; 19ft-9in from 1986-87 through 2007-08, 20ft-9in since then.

## Free Throws

1. Matt Harpring (1995-98) .....	508
2. Rich Yunkus (1969-71) .....	484
3. Marcus Georges-Hunt (2013-16) .....	468
4. Roger Kaiser (1959-61) .....	446
5. Bobby Kimmel (1954-57) .....	424
Mark Price (1983-86) .....	424
7. Alvin Jones (1998-01) .....	412
8. John Salley (1983-86) .....	397
9. Travis Best (1992-95) .....	393
10. Brian Oliver (1987-90) .....	383
11. Tom Hammonds (1986-89) .....	374
12. Duane Ferrell (1985-88) .....	368
13. Jarrett Jack (2003-05) .....	360
14. James Forrest (1992-95) .....	351
15. Bruce Dalrymple (1984-87) .....	348
16. Lenny Horton (1977-80) .....	338
17. Malcolm Mackey (1990-93) .....	318
18. Gary Phillips (1953-57) .....	305
19. Tony Akins (1999-02) .....	299
20. Michael Devoe (2018-22) .....	293

## Free Throw Attempts

1. Alvin Jones (1998-01) .....	718
2. Matt Harpring (1995-98) .....	675
3. John Salley (1983-86) .....	627
4. Marcus Georges-Hunt (2013-16) .....	625
5. Rich Yunkus (1969-71) .....	614
6. Bobby Kimmel (1954-57) .....	593
7. Roger Kaiser (1959-61) .....	520
8. Brian Oliver (1987-90) .....	516
9. Malcolm Mackey (1990-93) .....	512
10. Gary Phillips (1953-57) .....	509
11. James Forrest (1992-95) .....	506
12. Duane Ferrell (1985-88) .....	502
13. Mark Price (1983-86) .....	499
14. Gani Lawal (2008-10) .....	498
15. Bruce Dalrymple (1984-87) .....	488
16. Travis Best (1992-95) .....	486
17. Tom Hammonds (1986-89) .....	462
18. Jarrett Jack (2003-05) .....	452
Jeremis Smith (2005-08) .....	452
20. Lenny Horton (1977-80) .....	427

## Free Throw Percentage

1. Anthony Morrow (2005-08) .....	867
2. Roger Kaiser (1959-61) .....	858
3. R.D. Craddock (1963-65) .....	851
4. Mark Price (1983-86) .....	850
5. Marvin Lewis (2001-04) .....	840
6. Steve Sherbak (1973-74) .....	837
7. Tom Hammonds (1986-89) .....	810
8. Travis Best (1992-95) .....	809
9. Ray Schnitzer (1974-77) .....	807
10. Bud Blemker (1957-59) .....	807
11. Bob Seemer (1968-70) .....	806
12. Phil Wagner (1966-68) .....	806
Dave Clark (1966-68) .....	800
Keith Weekly (1961) .....	800
15. Terry Randall (1957-59) .....	796
Jarrett Jack (2003-05) .....	796
17. Lenny Horton (1977-80) .....	792
18. Jose Alvarado (2017-21) .....	790
19. Rich Yunkus (1969-71) .....	788
20. Kenny Anderson (1990-91) .....	787
Maurice Miller (2008-11) .....	787

## Assists

1. Drew Barry (1993-96) .....	724
2. Travis Best (1992-95) .....	692
3. Craig Neal (1984-88) .....	659
4. Tony Akins (1999-02) .....	560
5. Jarrett Jack (2003-05) .....	543
6. Brian Oliver (1987-90) .....	538
7. Mark Price (1983-86) .....	510
8. Kenny Anderson (1990-91) .....	454
9. Bruce Dalrymple (1984-87) .....	446
10. Jim Thorne (1969-71) .....	410
11. Jose Alvarado (2017-21) .....	384
12. Iman Shumpert (2009-11) .....	382
13. Michael Devoe (2018-22) .....	361
14. Maurice Miller (2008-11) .....	342
15. Josh Heath (2014-17) .....	322
16. John Salley (1983-86) .....	319
17. Jon Barry (1991-92) .....	317
18. Kyle Sturdivant (2020-24) .....	301
19. Duane Ferrell (1985-88) .....	289
Matt Harpring (1995-98) .....	289

## Assist Average

1. Kenny Anderson (1990-91) .....	7.0
2. Drew Barry (1993-96) .....	6.2
3. Travis Best (1992-95) .....	5.6
4. Jarrett Jack (2003-05) .....	5.4
5. Craig Neal (1984-88) .....	5.2
6. Jim Thorne (1969-71) .....	4.9
7. Jon Barry (1991-92) .....	4.9
8. Tony Akins (1999-02) .....	4.6
9. Brian Oliver (1987-90) .....	4.2
10. Iman Shumpert (2009-11) .....	4.1
11. Mark Price (1983-86) .....	4.0
Phil Wagner (1966-68) .....	4.0

## Steals

1. Mark Price (1983-86) .....	240
2. Bruce Dalrymple (1984-87) .....	227
3. Jose Alvarado (2017-21) .....	226
4. Travis Best (1992-95) .....	217
5. Iman Shumpert (2009-11) .....	207
6. Drew Barry (1993-96) .....	193
7. Jarrett Jack (2003-05) .....	183
8. Matt Harpring (1995-98) .....	176
9. Tony Akins (1999-02) .....	173
10. Kenny Anderson (1990-91) .....	168
11. Michael Devoe (2018-22) .....	153
12. Dennis Scott (1988-90) .....	150
13. Brian Oliver (1987-90) .....	140
14. Jeremis Smith (2005-08) .....	135
15. Maurice Miller (2008-11) .....	130
16. Isma'il Muhammad (2002-05) .....	129
17. George Thomas (1980-83) .....	127
Craig Neal (1984-88) .....	127
19. Marvin Lewis (2001-04) .....	125
Daniel Miller (2011-14) .....	125

## Blocked Shots

1. Alvin Jones (1998-01) .....	425
2. Daniel Miller (2011-14) .....	286
3. Ben Lammers (2014-18) .....	254
4. John Salley (1983-86) .....	243
5. Malcolm Mackey (1990-93) .....	199
6. Eddie Elisma (1994-97) .....	174
7. Luke Schenschler (2002-05) .....	157
8. James Banks III (2019-20) .....	154
9. Gani Lawal (2008-10) .....	127
10. Moses Wright (2017-21) .....	108
11. Alade Aminu (2006-09) .....	105
12. Ra'Sean Dickey (2005-07) .....	96
13. Anthony McHenry (2002-05) .....	95
14. Matt Geiger (1991-92) .....	94
15. Michael Maddox (1995-98) .....	93
16. James Forrest (1992-95) .....	88
17. Antoine Ford (1985-87) .....	87
18. Ivano Newbill (1991-94) .....	82
Theodis Tarter (2003-06) .....	82
20. Derrick Favors (2010) .....	74

## Games Played

1. Quinton Stephens (2013-17) .....	135
2. Malcolm Mackey (1990-93) .....	130
Marvin Lewis (2001-04) .....	130
Anthony McHenry (2002-05) .....	130
Marcus Georges-Hunt (2013-16) .....	130
6. Mfon Udofia (2010-13) .....	128



# SEASON RECORDS

## Tech • Team

Most games played: 38 in 2003-04  
 Most victories: 28 in 2003-04, 1989-90  
 Most ACC victories: 13 in 1995-96  
 Most home victories: 17 in 2006-07, 2016-17  
 Most losses: 23 in 1980-81  
 Most ACC losses: 15 in 2014-15, 2021-22  
 Longest winning streak: 15 games in 1985-86  
 Most points: 3,096 in 1989-90  
 Highest scoring average: 88.5 in 1989-90 (3,096 in 35 games)  
 Lowest scoring average: 55.7 in 1980-81 (1,503 in 27 games)  
 Largest scoring margin: +12.2 in 1978-79  
 Most field goals: 1,141 in 1989-90  
 Most field goals attempted: 2,302 in 1989-90  
 Highest field goal percentage: .546 in 1985-86  
 Lowest field goal percentage: .348 in 1955-56  
 Most 3-point field goals: 296 in 1995-96  
 Most 3-point field goals attempted: 780 in 2023-24  
 Highest 3-point field goal percentage: .423 in 1987-88  
 Lowest 3-point field goal percentage: .267 in 2014-15  
 Most free throws: 656 in 1956-57  
 Fewest free throws: 287 in 1980-81  
 Most free throws attempted: 943 in 1956-57  
 Fewest free throws attempted: 459 in 1981-82  
 Best free throw percentage: .768 in 1976-77  
 Lowest free throw percentage: .611 in 1980-81  
 Most rebounds: 1,432 in 1991-92  
 Highest rebound average: 50.0 in 1958-59 (1,299 in 26 games)  
 Largest rebound margin: +7.4 in 2015-16  
 Most personal fouls: 795 in 2003-04  
 Fewest personal fouls: 410 in 2020-21  
 Most players fouled out: 29 in 1961-62  
 Fewest players fouled out: 4 in 2022-23  
 Most assists: 680 in 1987-88  
 Highest turnover margin: +4.58 in 2020-21  
 Most blocked shots: 221 in 2016-17  
 Most steals: 338 in 2003-04

## Tech • Individual

Most points: 970, Dennis Scott, 1989-90  
 Highest scoring average: 30.1, Rich Yunkus, 1970-71  
 Most field goals: 336, Dennis Scott, 1989-90  
 Most field goals attempted: 722, Dennis Scott, 1989-90  
 Highest field goal percentage: .639 (129-202), Eddie Elisma, 1995-96  
 Most 3-point field goals: 137, Dennis Scott, 1989-90  
 Most 3-point field goals attempted: 331, Dennis Scott, 1989-90  
 Highest 3-point field goal percentage: .480 (24-50), Bryan Hill, 1990-91  
 Most free throws: 205, Marcus Georges-Hunt, 2015-16  
 Most free throws attempted: 249, Marcus Georges-Hunt, 2015-16  
 Highest free throw percentage: .898 (53-59), Miles Kelly, 2022-23  
 Most rebounds: 364, Jim Caldwell, 1963-64  
 Highest rebound average: 14.0, Jim Caldwell, 1963-64  
 Most assists: 303, Craig Neal, 1987-88  
 Most blocked shots: 141, Alvin Jones, 1997-98  
 Most steals: 89, Kenny Anderson, 1990-91  
 Most minutes played: 1,368, Dennis Scott, 1989-90  
 Most personal fouls: 127, Johnny McNeil, 1989-90  
 Most times fouled out: 10, Johnny McNeil, 1989-90; Pete Silas, 1950-51

## Season Records • Freshmen

Most points: 721, Kenny Anderson (1989-90)  
 Most points per game: 20.6, Kenny Anderson (1989-90)  
 Most rebounds: 278, Chris Bosh (2002-03)  
 Most rebounds per game: 9.0, Chris Bosh (2002-03)  
 Most field goals made: 283, Kenny Anderson (1989-90)  
 Most field goals attempted: 549, Kenny Anderson (1989-90)  
 Highest field goal percentage: .609, Tom Hammonds (1985-86)  
 Most 3-pt. field goals made: 98, Dennis Scott (1987-88)  
 Most 3-pt. field goals attempted: 238, Stephon Marbury (1995-96)  
 Highest 3-pt. field goal percentage: .471, Dennis Scott (1987-88)  
 Most free throws made: 180, Josh Okogie (2016-17)  
 Most free throws attempted: 241, Josh Okogie (2016-17)  
 Highest free throw percentage: .877, Mark Price (1982-83)  
 Most assists: 285, Kenny Anderson (1989-90)  
 Most assists per game: 8.1, Kenny Anderson (1989-90)  
 Most steals: 79, Kenny Anderson (1989-90)  
 Most blocked shots: 141, Alvin Jones (1997-98)  
 Most minutes played: 1,345, Stephon Marbury (1995-96)  
 Most minutes per game: 37.7, Kenny Anderson (1989-90)

## Top Scoring Tandems

No.	Player (Points)	Total	Year
1.	Dennis Scott (970) and Brian Oliver (724)	1,694	1989-90
2.	Stephon Marbury (679) and Matt Harpring (670)	1,349	1995-96
3.	Matt Harpring (691) and Dion Glover (608)	1,299	1997-98
4.	Dennis Scott (649) and Tom Hammonds (627)	1,276	1988-89
5.	Kenny Anderson (776) and Jon Barry (478)	1,254	1990-91
6.	Duane Ferrell (595) and Tom Hammonds (567)	1,162	1987-88
7.	Jon Barry (602) and Malcolm Mackey (553)	1,155	1991-92
8.	Marcus Georges-Hunt (601) and Adam Smith (540)	1,141	2015-16
9.	Mark Price (583) and John Salley (491)	1,074	1984-85
	James Forrest (586) and Travis Best (488)	1,074	1992-93
11.	Travis Best (607) and James Forrest (451)	1,058	1994-95
12.	Roger Kaiser (638) and Dave Denton (419)	1,057	1959-60
13.	B.J. Elder (568) and Jarrett Jack (474)	1,042	2003-04
14.	Mark Price (590) and John Salley (445)	1,035	1985-86
15.	Sammy Drummer (616) and Tico Brown (413)	1,029	1978-79
16.	Michael Devoe (555) and Jordan Usher (473)	1,028	2021-22
16.	Travis Best (532) and James Forrest (475)	1,007	1993-94
17.	Sammy Drummer (568) and Tico Brown (435)	1,003	1977-78

Minimum 1,000 total points, 400 by each player

## Top Rebounding Tandems

No.	Player (Rebounds)	Total	Year
1.	Ben Lammers (342) and Quinton Stephens (283)	625	2016-17
2.	Gani Lawal (305) and Derrick Favors (303)	608	2009-10
3.	Malcolm Mackey (316) and Matt Geiger (254)	570	1991-92
4.	Matt Harpring (293) and Eddie Elisma (264)	557	1995-96
	Charles Mitchell (349) and Nick Jacobs (208)	557	2015-16
6.	Gani Lawal (294) and Alade Aminu (247)	541	2008-09
7.	Malcolm Mackey (306) and James Forrest (226)	532	1992-93
8.	Matt Harpring (302) and Michael Maddox (221)	523	1997-98
9.	Jason Collier (276) and Alvin Jones (241)	517	1999-00
10.	Lenny Cohen (288) and Bobby Kimmel (223)	511	1956-57
11.	Jim Caldwell (283) and Alan Nass (224)	507	1962-63
12.	Malcolm Mackey (262) and Dennis Scott (231)	493	1989-90
13.	Jim Wood (249) and Mike Green (232)	481	1974-75
	Chris Bosh (278) and Ed Nelson (203)	481	2002-03

Minimum 500 total rebounds, 200 by each player

## Top Assist Tandems

No.	Player (Assists)	Total	Year
1.	Craig Neal (303) and Dennis Scott (116)	419	1987-88
2.	Jon Barry (207) and Travis Best (198)	405	1991-92
3.	Drew Barry (238) and Stephon Marbury (161)	399	1995-96
4.	Kenny Anderson (285) and Brian Oliver (111)	396	1989-90
5.	Brian Oliver (223) and Karl Brown (125)	348	1988-89
6.	Travis Best (176) and Drew Barry (164)	340	1992-93
7.	Drew Barry (181) and Travis Best (151)	332	1994-95
8.	Travis Best (167) and Drew Barry (141)	308	1993-94
9.	Mark Price (148) and Bruce Dalrymple (138)	286	1985-86
10.	Mark Price (150) and Bruce Dalrymple (135)	285	1984-85
11.	Kenny Anderson (169) and Jon Barry (110)	279	1990-91
	Craig Neal (121) and Bruce Dalrymple (108)	279	1986-87

Minimum 250 total assists, 100 by each player

## Top Scoring Trios

No.	Player (Points)	Total	Year
1.	Dennis Scott (970), Brian Oliver (724), Kenny Anderson (721)	2,415	1989-90
2.	Stephon Marbury (679), Matt Harpring (670), Drew Barry (480)	1,829	1995-96
3.	Dennis Scott (649), Tom Hammonds (627), Brian Oliver (515)	1,791	1988-89
4.	Matt Harpring (691), Dion Glover (608), Michael Maddox (437)	1,736	1997-98
5.	Kenny Anderson (776), Jon Barry (478), Malcolm Mackey (460)	1,714	1990-91
6.	Duane Ferrell (595), Tom Hammonds (567), Dennis Scott (496)	1,658	1987-88
7.	Jon Barry (602), Malcolm Mackey (553), James Forrest (466)	1,621	1991-92
8.	Josh Okogie (596), Ben Lammers (527), Quinton Stephens (437)	1,560	2016-17
9.	James Forrest (586), Travis Best (488), Malcolm Mackey (469)	1,543	1992-93
10.	Mark Price (583), John Salley (491), Bruce Dalrymple (453)	1,527	1984-85

Minimum 1,500 total points, 400 by each player

## ACC Statistical Leaders

### Individual

Points Per Game	
1982-83	Mark Price.....20.3
1989-90	Dennis Scott.....27.7

Field Goal Percentage	
1984-85	John Salley.....627
2002-03	Chris Bosh.....560

3-Point Field Goal Percentage	
1987-88	Dennis Scott.....464
1992-93	Travis Best.....457
2005-06	Anthony Morrow.....429
2007-08	Anthony Morrow.....448

3-Point Field Goals Per Game	
1987-88	Dennis Scott.....3.1
1988-89	Dennis Scott.....3.6
1989-90	Dennis Scott.....3.9
2001-02	Tony Atkins.....3.2
2015-16	Adam Smith.....3.0

Free Throw Percentage	
1982-83	Mark Price.....877
1993-94	Travis Best.....864
1994-95	Travis Best.....847

Rebounds Per Game	
1999-00	Jason Collier.....9.2
2000-01	Alvin Jones.....10.4

Offensive Rebounds Per Game	
1992-93	Malcolm Mackey.....4.6
1996-97	Eddie Elisma.....3.96

Assists Per Game	
1987-88	Craig Neal.....9.5
1989-90	Kenny Anderson.....8.1
1993-94	Drew Barry.....5.9
1994-95	Drew Barry.....6.7
1995-96	Drew Barry.....6.6

Steals Per Game	
1990-91	Kenny Anderson.....3.0
2010-11	Iman Shumpert.....2.7
2020-21	Jose Alvarado.....2.8

Blocks Per Game	
1983-84	John Salley.....2.3
1997-98	Alvin Jones.....4.3
1998-99	Alvin Jones.....3.5
1999-00	Alvin Jones.....2.5
2002-03	Chris Bosh.....2.2
2016-17	Ben Lammers.....3.4
2018-19	James Banks II.....2.5

Minutes Per Game	
1989-90	Dennis Scott.....39.1
1990-91	Kenny Anderson.....38.9
1993-94	Travis Best.....37.5
1995-96	Drew Barry.....37.5
1996-97	Matt Harpring.....37.6

### Team

Points Allowed Per Game	
1979-80	59.9

Field Goal Percentage	
2020-21	.477

Field Goal Percentage Defense	
1991-92	.419
2003-04	.388
2016-17	.398

3-Pt. Field Goal Pct. Defense	
2003-04	.297
2019-20	.285
2021-22	.315
2022-23	.301

Free Throw Percentage	
1986-87	.760
1988-89	.758

3-Point Field Goals Per Game	
1989-90	7.4

3-Point Field Goal Percentage	
1991-92	.367
2001-02	.376

Blocked Shots Per Game	
1991-92	5.1
1997-98	6.3
2016-17	6.0

Steals Per Game	
2006-07	9.9
2010-11	9.6
2020-21	9.1

Turnover Margin	
1994-95	+3.4
2010-11	+2.9
2020-21	+4.6



# SEASON LEADERS

## Points

1. Dennis Scott (1989-90).....	970
2. Rich Yunkus (1970-71).....	815
3. Rich Yunkus (1969-70).....	814
4. Kenny Anderson (1990-91).....	776
5. Brian Oliver (1989-90).....	724
6. Kenny Anderson (1989-90).....	721
7. Matt Harpring (1997-98).....	691
8. Stephon Marbury (1995-96).....	679
9. Matt Harpring (1995-96).....	670
10. Dennis Scott (1988-89).....	649
11. Roger Kaiser (1959-60).....	638
12. Tom Hammonds (1988-89).....	627
13. Sammy Drummer (1978-79).....	616
14. Roger Kaiser (1960-61).....	608
Dion Glover (1997-98).....	608
16. Travis Best (1994-95).....	607
17. Rich Yunkus (1968-69).....	603
18. Jon Barry (1991-92).....	602
19. Marcus Georges-Hunt (2015-16).....	601
20. Duane Ferrell (1987-88).....	595
21. Mark Price (1985-86).....	590
22. James Forrest (1992-93).....	586
23. Mark Price (1984-85).....	583
24. Sammy Drummer (1977-78).....	568
Mark Price (1982-83).....	568
B.J. Elder (2003-04).....	568

## Scoring Average

1. Rich Yunkus (1969-70).....	30.1
2. Dennis Scott (1989-90).....	27.7
3. Kenny Anderson (1990-91).....	25.9
4. Rich Yunkus (1970-71).....	25.5
5. Rich Yunkus (1968-69).....	24.1
6. Sammy Drummer (1978-79).....	23.7
7. Roger Kaiser (1960-61).....	23.4
8. Roger Kaiser (1959-60).....	22.8
9. Matt Harpring (1997-98).....	21.6
10. Brian Oliver (1989-90).....	21.3
11. Sammy Drummer (1977-78).....	21.0
12. Tom Hammonds (1988-89).....	20.9
13. Kenny Anderson (1989-90).....	20.6
14. Dennis Scott (1988-89).....	20.3
Mark Price (1982-83).....	20.3
16. Travis Best (1994-95).....	20.2
17. Phil Wagner (1967-68).....	19.6
18. Phil Wagner (1966-67).....	19.5
James Forrest (1992-93).....	19.5

## Rebounds

1. Jim Caldwell (1963-64).....	364
2. Rich Yunkus (1970-71).....	356
3. Charles Mitchell (2015-16).....	349
4. Jim Caldwell (1964-65).....	346
5. Ben Lammers (2016-17).....	342
6. Rich Yunkus (1969-70).....	323
7. Malcolm Mackey (1990-91).....	321
8. Malcolm Mackey (1991-92).....	316
9. Alvin Jones (2000-01).....	312
10. Malcolm Mackey (1992-93).....	306
11. Gani Lawal (2009-10).....	305
12. Derrick Favors (2009-10).....	303
13. Matt Harpring (1997-98).....	302
Alvin Jones (1998-99).....	302
15. Gani Lawal (2008-09).....	294
16. Matt Harpring (1995-96).....	293
17. Lenny Cohen (1956-57).....	288
18. Jim Caldwell (1962-63).....	283
19. Chris Bosh (2002-03).....	278
20. Jason Collier (1999-00).....	276
Rich Yunkus (1968-69).....	276

## Rebound Average

1. Jim Caldwell (1963-64).....	14.0
2. Jim Caldwell (1964-65).....	13.8
3. Rich Yunkus (1969-70).....	12.0
4. Lenny Cohen (1956-57).....	11.1
Rich Yunkus (1970-71).....	11.1
6. Rich Yunkus (1968-69).....	11.0
7. Jim Caldwell (1962-63).....	10.9
Dave Denton (1957-58).....	10.9
9. Malcolm Mackey (1990-91).....	10.7
10. Alan Nass (1960-61).....	10.4
Alvin Jones (2000-01).....	10.4
12. Malcolm Mackey (1992-93).....	10.2
13. Alvin Jones (1998-99).....	9.7
Charles Mitchell (2015-16).....	9.7
15. Jim Wood (1974-75).....	9.6
16. Gani Lawal (2008-09).....	9.5
17. Alan Nass (1961-62).....	9.4
18. Matt Harpring (1997-98).....	9.4
19. Mike Green (1974-75).....	9.3
20. Duane Ferrell (1989-90).....	9.2
Ben Lammers (2016-17).....	9.2
22. Malcolm Mackey (1991-92).....	9.0
Chris Bosh (2002-03).....	9.0

## Field Goals

1. Dennis Scott (1989-90).....	336
2. Rich Yunkus (1969-70).....	317
3. Rich Yunkus (1970-71).....	314
4. Kenny Anderson (1989-90).....	283
5. Kenny Anderson (1990-91).....	278
6. Brian Oliver (1989-90).....	260
7. Sammy Drummer (1978-79).....	257
8. Tom Hammonds (1988-89).....	250
9. James Forrest (1992-93).....	246
10. Rich Yunkus (1968-69).....	243
11. Roger Kaiser (1959-60).....	237
12. Stephon Marbury (1995-96).....	235
13. Mark Price (1985-86).....	233
Matt Harpring (1995-96).....	233
15. Sammy Drummer (1977-78).....	232
16. Duane Ferrell (1987-88).....	230
Matt Harpring (1997-98).....	230
18. Tom Hammonds (1987-88).....	229
19. Dennis Scott (1988-89).....	227
20. Mark Price (1984-85).....	223

## Field Goal Attempts

1. Dennis Scott (1989-90).....	722
2. Rich Yunkus (1970-71).....	691
3. Kenny Anderson (1990-91).....	636
4. Rich Yunkus (1969-70).....	568
5. Sammy Drummer (1978-79).....	556
6. Kenny Anderson (1989-90).....	549
7. Roger Kaiser (1960-61).....	517
8. Stephon Marbury (1995-96).....	514
9. Dennis Scott (1988-89).....	512
10. Sammy Drummer (1977-78).....	504
Brian Oliver (1989-90).....	504
Matt Harpring (1997-98).....	504
13. Roger Kaiser (1959-60).....	503
Dion Glover (1997-98).....	503
15. Bud Blenkins (1957-58).....	471
16. Travis Best (1994-95).....	469
17. Jon Barry (1991-92).....	468
B.J. Elder (2003-04).....	468
19. Tom Hammonds (1988-89).....	465
Rich Yunkus (1968-69).....	465

## Field Goal Percentage

1. Eddie Elisma (1995-96).....	639
2. Lee Goza (1981-82).....	636
3. Bill Mayer (1969-70).....	634
4. John Salley (1984-85).....	627
5. Ra'Sean Dickey (2004-05).....	621
6. Matt Geiger (1991-92).....	611
Derrick Favors (2009-10).....	611
8. Lenny Horton (1977-78).....	610
Lenny Horton (1978-79).....	610
10. Lee Goza (1980-81).....	609
Tom Hammonds (1985-86).....	609
12. John Salley (1985-86).....	606
13. Ra'Sean Dickey (2005-06).....	597
14. Jeremiah Smith (2006-07).....	596
Ra'Sean Dickey (2006-07).....	596
Duane Ferrell (1985-86).....	595
17. John Salley (1983-84).....	589
18. Luke Schenscher (2001-02).....	587
19. Lenny Horton (1979-80).....	584
20. Kerry O'Brien (1979-80).....	580

## 3-Point Field Goals

1. Dennis Scott (1989-90).....	137
2. Dennis Scott (1988-89).....	116
3. Adam Smith (2015-16).....	109
4. Jon Barry (1991-92).....	99
5. Dennis Scott (1987-88).....	98
Tony Akins (2001-02).....	98
7. Miles Kelly (2022-23).....	89
8. Stephon Marbury (1995-96).....	88
9. Marvin Lewis (2003-04).....	82
10. Anthony Morrow (2007-08).....	81
11. Travis Best (1992-93).....	80
12. Tony Akins (2000-01).....	78
Anthony Morrow (2005-06).....	78
14. Jon Barry (1990-91).....	77
Drew Barry (1995-96).....	77
B.J. Elder (2003-04).....	77
17. Mark Price (1982-83).....	73
Travis Best (1994-95).....	73
19. Fred Vinson (1993-94).....	72
Shaun Fein (2000-01).....	72

\*3-pt line of 17ft-9in for 1982-83 season; no 3-pt shot from 1983-86; 19ft-9in from 1986-87 through 2007-08; 20ft-9in from 2009-present.

## 3-Point Field Goal Att.

1. Dennis Scott (1989-90).....	331
2. Dennis Scott (1988-89).....	292
3. Jon Barry (1991-92).....	265
4. Adam Smith (2015-16).....	263
5. Tony Akins (2001-02).....	243
6. Stephon Marbury (1995-96).....	238
7. Miles Kelly (2022-23).....	235
8. Miles Kelly (2023-24).....	215
9. Roger Kaiser (1998-99).....	211
10. Lewis Clinch (2008-09).....	210
11. Jon Barry (1990-91).....	209
Drew Barry (1995-96).....	209
13. Dennis Scott (1987-88).....	208
14. Marvin Lewis (2003-04).....	206
B.J. Elder (2003-04).....	206
16. Tony Akins (1998-99).....	198
17. Travis Best (1994-95).....	192
Michael Devoe (2021-22).....	192
19. Matt Harpring (1996-97).....	190
Quinton Stephens (2016-17).....	190

## 3-Point Field Goal Pct.

1. Bryan Hill (1990-91).....	480
2. Chris Bosh (2002-03).....	478
3. Lewis Clinch (2006-07).....	476
4. Dennis Scott (1987-88).....	471
5. Travis Best (1992-93).....	457
6. Anthony Morrow (2007-08).....	448
7. Jarrett Jack (2004-05).....	442
8. Mark Price (1982-83).....	440
9. Matt Harpring (1995-96).....	429
Anthony Morrow (2005-06).....	429
11. Drew Barry (1994-95).....	427
T.J. Vines (1998-99).....	427
14. Michael Devoe (2019-20).....	427
13. Matt Causey (2007-08).....	424
14. Michael Maddox (1995-96).....	426
15. Tony Akins (2000-01).....	419
Thaddeus Young (2006-07).....	419
17. Anthony Morrow (2006-07).....	418
18. Craig Neal (1986-87).....	415
19. Dennis Scott (1989-90).....	414
20. Dallan "Deebo" Coleman (2021-22).....	413

## Free Throws

1. Marcus Georges-Hunt (2015-16).....	205
2. Rich Yunkus (1970-71).....	187
3. Rich Yunkus (1969-70).....	180
4. Matt Harpring (1997-98).....	179
5. Roger Kaiser (1960-61).....	176
6. Roger Kaiser (1959-60).....	164
7. Dennis Scott (1989-90).....	161
8. Kenny Anderson (1990-91).....	155
9. Jarrett Jack (2003-04).....	154
10. Brian Oliver (1989-90).....	147
11. Bobby Kimmel (1956-57).....	143
12. Iman Shumpert (2010-11).....	141
13. Matt Harpring (1995-96).....	138
14. Mark Price (1984-85).....	137
15. Brook Steppe (1979-80).....	135
16. Alvin Jones (2000-01).....	133
Josh Okogie (2017-18).....	133
18. Duane Ferrell (1987-88).....	131

## Free Throw Attempts

1. Marcus Georges-Hunt (2015-16).....	249
2. Rich Yunkus (1970-71).....	241
3. Alvin Jones (2000-01).....	223
4. Gani Lawal (2009-10).....	222
5. Matt Harpring (1997-98).....	221
6. Rich Yunkus (1969-70).....	217
7. Bobby Kimmel (1956-57).....	216
8. Brian Oliver (1989-90).....	204
9. Roger Kaiser (1960-61).....	203
Dennis Scott (1989-90).....	203
11. Alvin Jones (1998-99).....	201
12. Jarrett Jack (2003-04).....	192
13. Roger Kaiser (1959-60).....	190
14. Malcolm Mackey (1991-92).....	189
15. Kenny Anderson (1990-91).....	187
16. Dion Glover (1997-98).....	186
17. Lenny Cohen (1956-57).....	183
18. Dave Denton (1959-60).....	183
19. Matt Harpring (1995-96).....	181

## Free Throw Percentage

1. Miles Kelly (2022-23).....	898
2. Anthony Morrow (2005-06).....	887
3. Mark Price (1982-83).....	877
4. Maurice Miller (2010-11).....	871
5. R.D. Craddock (1963-64).....	876
6. Andy McCain (1971-72).....	869
7. Marvin Lewis (2000-01).....	868
Kyle Sturdivant (2023-24).....	868
9. Roger Kaiser (1959-60).....	867
10. Travis Best (1993-94).....	866
Jarrett Jack (2004-05).....	866
12. Roger Kaiser (1958-59).....	865
13. R.D. Craddock (1962-63).....	865
14. Dave Clark (1966-67).....	862
15. Keith Weekly (1961-62).....	859
Anthony Morrow (2007-08).....	859
17. Mark Price (1985-86).....	855
18. Steve Sherbak (1972-73).....	848
19. Anthony Morrow (2006-07).....	845
20. Travis Best (1994-95).....	847

## Assists

1. Craig Neal (1987-88).....	303
2. Kenny Anderson (1989-90).....	285
3. Drew Barry (1995-96).....	238
4. Brian Oliver (1988-89).....	223
5. Jarrett Jack (2003-04).....	213
6. Jon Barry (1991-92).....	207
7. Travis Best (1991-92).....	198
8. Jarrett Jack (2002-03).....	185
9. Javaris Crittenton (2006-07).....	184
10. Drew Barry (1994-95).....	181
11. Travis Best (1992-93).....	176
12. Travis Best (1992-93).....	176
Tony Akins (2001-02).....	176
13. Craig Neal (1986-87).....	171
14. Kenny Anderson (1990-91).....	169
15. Travis Best (1993-94).....	167
16. Drew Barry (1992-93).....	164
17. Jim Thorne (1969-70).....	163
18. Stephon Marbury (1995-96).....	161
19. Jim Thorne (1970-71).....	160
20. Iman Shumpert (2008-09).....	154

## Assist Average

1. Craig Neal (1987-88).....	9.5
2. Kenny Anderson (1989-90).....	8.1
3. Brian Oliver (1988-89).....	7.0
4. Drew Barry (1994-95).....	6.7
5. Drew Barry (1995-96).....	6.6
6. Jarrett Jack (2002-03).....	6.0
7. Drew Barry (1993-94).....	5.9
8. Travis Best (1992-93).....	5.9
9. Jon Barry (1991-92).....	5.9
10. Craig Neal (1986-87).....	5.9
11. Travis Best (1993-94).....	5.8
12. Javaris Crittenton (2006-07).....	5.8
13. Travis Best (1991-92).....	5.7
Tony Akins (2001-02).....	5.7
15. Kenny Anderson (1990-91).....	5.6
Jarrett Jack (2003-04).....	5.6

## Steals

1. Kenny Anderson (1990-91).....	89
2. Iman Shumpert (2010-11).....	85
3. Kenny Anderson (1989-90).....	79
4. Jarrett Jack (2003-04).....	74
Jose Alvarado (2020-21).....	74
6. Jon Barry (1991-92).....	71
7. Bruce Dalrymple (1985-86).....	70
Dion Glover (1997-98).....	70
9. Mark Price (1984-85).....	66
10. Bruce Dalrymple (1984-85).....	65
Drew Barry (1995-96).....	65
Javaris Crittenton (2006-07).....	65
13. Mark Price (1985-86).....	64
Iman Shumpert (2008-09).....	64
15. Stephon Marbury (1995-96).....	63
Matt Harpring (1995-96).....	63
17. Dennis Scott (1989-90).....	62
18. George Thomas (1982-83).....	60
Travis Best (1994-95).....	60
20. Tony Akins (2001-02).....	59

## Blocked Shots

1. Alvin Jones (1997-98).....	141
2. Ben Lammers (2016-17).....	125

# ANNUAL STATISTICAL LEADERS

## Scoring Average

Season	Player	G	Pts	Avg
1952-53	Pete Silas	22	374	17.0
1953-54	Dick Lenholt	24	300	12.5
1954-55	Joe Helms	25	362	14.5
1955-56	Bobby Kimmel	23	433	18.8
1956-57	Bud Blemker	26	426	16.4
1957-58	Bud Blemker	26	452	17.4
1958-59	Bud Blemker	26	388	14.9
1959-60	Roger Kaiser	28	638	22.8
1960-61	Roger Kaiser	26	608	23.4
1961-62	Mike Tomasovich	26	342	13.2
1962-63	Jim Caldwell	26	357	13.7
1963-64	Jim Caldwell	26	363	14.0
1964-65	Jim Caldwell	25	434	17.4
1965-66	Phil Wagner	26	387	14.9
1966-67	Phil Wagner	21	410	19.5
1967-68	Phil Wagner	20	392	19.6
1968-69	Rich Yunkus	25	603	24.1
1969-70	Rich Yunkus	27	814	30.1
1970-71	Rich Yunkus	32	815	25.5
1971-72	Steve Post	26	394	15.2
1972-73	Steve Sherbak	25	369	14.8
1973-74	Jim Wood	25	278	11.1
1974-75	Jim Wood	26	389	15.0
1975-76	Jim Wood	27	398	14.7
1976-77	Tico Brown	28	460	16.4
1977-78	Sammy Drummer	27	568	21.0
1978-79	Sammy Drummer	26	616	23.7
1979-80	Brook Steppe	26	491	18.9
1980-81	Fred Hall	27	330	12.2
1981-82	Brook Steppe	25	445	17.8
1982-83	Mark Price	28	568	20.3
1983-84	Mark Price	29	452	15.6
1984-85	Mark Price	35	583	16.7
1985-86	Mark Price	34	590	17.4
1986-87	Duane Ferrell	29	520	17.9
1987-88	Tom Hammonds	30	567	18.9
1988-89	Tom Hammonds	30	627	20.9
1989-90	Dennis Scott	35	970	27.7
1990-91	Kenny Anderson	30	776	25.9
1991-92	Jon Barry	35	602	17.2
1992-93	James Forrest	30	586	19.5
1993-94	James Forrest	25	475	19.0
1994-95	Travis Best	30	607	20.2
1995-96	Stephon Marbury	36	679	18.9
1996-97	Matt Harpring	27	513	19.0
1997-98	Matt Harpring	32	691	21.6
1998-99	Jason Collier	25	430	17.2
1999-00	Jason Collier	30	509	17.0
2000-01	Tony Akins	30	436	14.5
2001-02	Tony Akins	31	528	17.0
2002-03	Chris Bosh	31	485	15.6
2003-04	B.J. Elder	38	568	14.9
2004-05	Jarrett Jack	32	497	15.5
2005-06	Anthony Morrow	28	449	16.0
2006-07	Javaris Crittenton	32	460	14.4
	Thaddeus Young	31	445	14.4
2007-08	Anthony Morrow	32	456	14.3
2008-09	Lewis Clinch	24	372	15.5
2009-10	Gani Lawal	36	471	13.1
2010-11	Iman Shumpert	31	537	17.5
2011-12	Glen Rice, Jr.	21	274	13.0
2012-13	Marcus Georges-Hunt	31	334	10.8
2013-14	Trae Golden	31	411	13.3
2014-15	Marcus Georges-Hunt	31	407	13.6
2015-16	Marcus Georges-Hunt	36	601	16.7
2016-17	Ben Lammers	37	527	14.2
2017-18	Josh Okogie	24	437	18.2
2018-19	Jose Alvarado	31	386	12.5
2019-20	Michael Devoe	28	448	16.0
2020-21	Moses Wright	26	435	17.4
2021-22	Michael Devoe	31	555	17.9
2022-23	Miles Kelly	33	476	14.4
2023-24	Miles Kelly	32	446	13.9

## Rebound Average

Season	Player	G	Reb	Avg
1952-53	Pete Silas	22	301	13.7
1953-54	record not available			
1954-55	Dick Lenholt	25	264	10.6
1955-56	Lenny Cohen	23	215	9.3
1956-57	Lenny Cohen	26	288	11.1
1957-58	Dave Denton	22	239	10.9
1958-59	Frank Inman	25	179	7.2
1959-60	Dave Denton	28	239	8.5
1960-61	Alan Nass	26	271	10.4
1961-62	Alan Nass	26	244	9.4
1962-63	Jim Caldwell	26	283	10.9
1963-64	Jim Caldwell	26	364	14.0
1964-65	Jim Caldwell	25	346	13.8
1965-66	Pete Thorne	26	184	7.1
1966-67	Pete Thorne	26	170	6.5
1967-68	Phil Wagner	20	132	6.6
1968-69	Rich Yunkus	25	276	11.0
1969-70	Rich Yunkus	27	323	12.0
1970-71	Rich Yunkus	32	356	11.1
1971-72	Karl Binns	24	156	6.5
1972-73	Andy McCain	24	193	8.0
1973-74	Harry Allen	25	153	5.9
1974-75	Jim Wood	26	249	9.6
1975-76	Mike Green	27	171	6.3
1976-77	Jim Wood	28	187	6.7
1977-78	Lenny Horton	27	202	7.5

1978-79	Lenny Horton	26	198	7.6
1979-80	Lenny Horton	26	170	6.5
1980-81	Lee Goza	27	177	6.6
1981-82	Brook Steppe	25	136	5.4
1982-83	John Salley	27	153	5.7
1983-84	Yvon Joseph	29	208	7.2
1984-85	John Salley	35	250	7.1
1985-86	John Salley	34	228	6.7
1986-87	Tom Hammonds	29	208	7.2
1987-88	Tom Hammonds	30	216	7.2
1988-89	Tom Hammonds	30	242	8.1
1989-90	Malcolm Mackey	35	262	7.5
1990-91	Malcolm Mackey	30	321	10.7
1991-92	Malcolm Mackey	35	316	9.0
1992-93	Malcolm Mackey	30	306	10.2
1993-94	James Forrest	25	198	7.9
1994-95	James Forrest	24	198	8.3
1995-96	Matt Harpring	36	293	8.1
1996-97	Matt Harpring	27	222	8.2
	Eddie Elisma	27	222	8.2
1997-98	Matt Harpring	32	302	9.4
1998-99	Alvin Jones	31	302	9.7
1999-00	Jason Collier	30	276	9.2
2000-01	Alvin Jones	30	312	10.4
2001-02	Ed Nelson	31	215	6.9
2002-03	Chris Bosh	31	278	9.0
2003-04	Luke Schenscher	38	252	6.6
2004-05	Luke Schenscher	32	235	7.3
2005-06	Jeremis Smith	28	230	8.2
2006-07	Jeremis Smith	32	190	5.9
2007-08	Jeremis Smith	32	227	7.1
2008-09	Gani Lawal	31	294	9.5
2009-10	Gani Lawal	36	305	8.5
2010-11	Iman Shumpert	31	184	5.9
2011-12	Glen Rice, Jr.	21	141	6.7
2012-13	Daniel Miller	31	206	6.6
2013-14	Daniel Miller	33	258	7.8
2014-15	Charles Mitchell	31	218	7.0
2015-16	Charles Mitchell	36	349	9.7
2016-17	Ben Lammers	37	342	9.2
2017-18	Ben Lammers	32	259	8.1
2018-19	James Banks III	32	240	7.7
2019-20	James Banks III	31	235	7.6
2020-21	Moses Wright	26	201	8.0
2021-22	Jordan Usher	32	209	6.5
2022-23	Ja'von Franklin	32	259	8.1
2023-24	Baye Ndongo	29	238	8.2

## Field Goal Percentage

Season	Player	G	FG-FGA	Pct
1952-53	Bill Cohen	22	79-207	.382
1953-54	Dick Lenholt	24	115-306	.376
1954-55	Bill Cohen	25	94-252	.373
1955-56	Bobby Kimmel	23	137-342	.401
1956-57	Terry Randall	26	153-346	.442
1957-58	Terry Randall	25	157-387	.406
1958-59	Terry Randall	26	138-324	.426
1959-60	Roger Kaiser	28	237-503	.471
1960-61	Josh Powell	22	51-121	.421
1961-62	Josh Powell	26	99-231	.429
1962-63	Charlie Spooner	24	41-83	.494
1963-64	R.D. Craddock	25	113-253	.447
1964-65	R.D. Craddock	25	144-294	.490
1965-66	Pete Caldwell	25	55-111	.495
1966-67	Phil Wagner	21	164-291	.564
1967-68	Stan Guth	17	58-108	.537
1968-69	Rich Yunkus	25	243-465	.523
1969-70	Bill Mayer	27	123-194	.634
1970-71	Tommy Wilson	31	103-207	.498
1971-72	Steve Post	26	146-271	.539
1972-73	Andy McCain	24	152-308	.493
1973-74	Jim Wood	25	119-257	.463
1974-75	Jim Wood	26	167-327	.510
1975-76	Mike Green	27	81-150	.540
1976-77	Randy Foster	28	91-173	.526
1977-78	Lenny Horton	27	107-175	.611
1978-79	Lenny Horton	26	136-223	.610
1979-80	Lenny Horton	26	171-293	.584
1980-81	Lee Goza	27	106-174	.609
1981-82	Lee Goza	26	70-110	.636
1982-83	John Salley	27	104-207	.502
1983-84	John Salley	29	126-214	.589
1984-85	John Salley	35	193-308	.627
1985-86	Tom Hammonds	34	168-276	.609
1986-87	Tom Hammonds	29	206-362	.569
1987-88	Tom Hammonds	30	229-403	.568
1988-89	Brian Oliver	32	191-345	.554
1989-90	Brian Oliver	34	260-504	.516
1990-91	Malcolm Mackey	30	190-345	.551
1991-92	Matt Geiger	35	165-270	.611
1992-93	James Forrest	30	246-454	.542
1993-94	Ivano Newbill	29	66-121	.545
1994-95	Eddie Elisma	30	75-145	.517
1995-96	Eddie Elisma	36	129-202	.639
1996-97	Eddie Elisma	27	102-200	.510
1997-98	Alvin Jones	33	80-161	.497
1998-99	Alvin Jones	31	145-277	.523
1999-00	Jason Collier	30	178-376	.473
2000-01	Alvin Jones	30	134-278	.482
2001-02	Ed Nelson	31	101-202	.500
2002-03	Chris Bosh	31	168-300	.560
2003-04	Isma'il Muhammad	38	96-203	.570
2004-05	Ra'Sean Dickey	29	54-87	.621
2005-06	Ra'Sean Dickey	28	148-248	.597
2006-07	Ra'Sean Dickey	32	106-178	.596



**CLOCKWISE FROM ABOVE - MARK PRICE IS THE ONLY PLAYER EVER TO LEAD TECH IN SCORING FOUR STRAIGHT YEARS. JIM CALDWELL WAS THE FIRST TECH PLAYER TO AVERAGED DOUBLE FIGURES IN REBOUNDING THREE STRAIGHT YEARS. ALVIN JONES BLOCKED MORE THAN 100 SHOTS IN THREE OF HIS FOUR YEARS.**

2007-08	Jeremis Smith	32	99-166	.596
2008-09	Gani Lawal	32	90-158	.570
2009-10	Gani Lawal	31	184-331	.556
2010-11	Gani Lawal	36	179-293	.611
2011-12	Daniel Miller	31	60-121	.496
2012-13	Kammeon Holsey	31	121-205	.590
2013-14	Kammeon Holsey	31	111-199	.558
2014-15	Daniel Miller	33	149-258	.578
2015-16	Charles Mitchell	31	124-238	.521
2016-17	Ben Lammers	37	154-297	.519
2017-18	Abdoulaye Gueye	31	214-415	.516
2018-19	Abdoulaye Gueye	31	71-152	.467
2019-20	James Banks III	32	128-227	.564
2020-21	Moses Wright	31	169-318	.531
2021-22	Moses Wright	26	175-329	.532
2022-23	Rodney Howard	27	74-132	.561
2023-24	Ja'von Franklin	32	127-215	.591
	Baye Ndongo	29	148-265	.558

## 3-Point Field Goal Percentage

Season	Player	G	3P-3PA	Pct
1982-83	Mark Price	28	73-166	.440
1986-87	Craig Neal	29	34-82	.415
1987-88	Dennis Scott	32	98-208	.471
1988-89	Brian Oliver	32	28-70	.400
1989-90	Dennis Scott	35	137-331	.414
1990-91	Bryan Hill	29	24-50	.480
1991-92	Travis Best	35	56-145	.386
1992-93	Travis Best	30	80-175	.457
1993-94	Fred Vinson	29	72-181	.398
1994-95	Drew Barry	27	50-117	.427
1995-96	Matt Harpring	36	66-154	.429



# ANNUAL STATISTICAL LEADERS



**JIM CALDWELL**



**ALVIN JONES**

1981-82	Brook Steppe	25	95-129	.736
1982-83	Mark Price	28	93-106	.877
1983-84	Mark Price	29	70-85	.824
1984-85	Mark Price	35	137-163	.840
1985-86	Mark Price	34	124-145	.855
1986-87	Duane Ferrell	29	112-138	.811
1987-88	Tom Hammonds	30	109-132	.826
1988-89	Dennis Scott	32	79-97	.814
1989-90	Dennis Scott	35	161-203	.793
1990-91	Kenny Anderson	30	155-187	.829
1991-92	Travis Best	35	72-98	.735
1992-93	Travis Best	30	82-109	.752
1993-94	Travis Best	29	123-142	.866
1994-95	Travis Best	30	116-137	.847
1995-96	Drew Barry	36	105-133	.789
1996-97	Eddie Elisma	27	57-79	.722
1997-98	Matt Harpring	32	179-221	.810
1998-99	Jason Floyd	31	48-57	.842
1999-00	Tony Akins	30	55-71	.775
2000-01	Marvin Lewis	30	46-53	.868
2001-02	Marvin Lewis	31	63-72	.875
2002-03	Marvin Lewis	31	60-73	.822
2003-04	Jarrett Jack	38	154-192	.802
2004-05	Jarrett Jack	32	123-142	.866
2005-06	Anthony Morrow	28	63-71	.887
2006-07	Anthony Morrow	32	49-58	.845
2007-08	Anthony Morrow	32	67-78	.859
2008-09	Zachery Peacock	30	55-75	.733
2009-10	Maurice Miller	32	43-53	.811
2010-11	Maurice Miller	32	54-62	.871
2011-12	Daniel Miller	31	32-42	.762
2012-13	Daniel Miller	31	51-70	.729
2013-14	Trae Golden	31	119-152	.783
2014-15	Marcus Georges-Hunt	30	116-152	.763
2015-16	Marcus Georges-Hunt	36	205-249	.823
2016-17	Ben Lammers	37	98-133	.737
2017-18	Josh Okogie	24	133-162	.821
2018-19	Brandon Alston	26	41-49	.837
2019-20	Jose Alvarado	24	65-82	.793
2020-21	Jose Alvarado	26	67-80	.838
2021-22	Kyle Sturdivant	32	39-50	.780
2022-23	Miles Kelly	33	53-59	.898
2023-24	Kyle Sturdivant	32	59-68	.868

## Assist Average

Season	Player	G	No	Avg
1965-66	Phil Wagner	26	99	3.8
1966-67	Phil Wagner	21	88	4.2
1967-68	Phil Wagner	20	78	3.9
1968-69	Jim Thorne	24	88	3.7
1969-70	Jim Thorne	27	163	6.0
1970-71	Jim Thorne	30	160	5.3
1971-72	Frank Samoylo	25	88	3.5
1972-73	Steve Sherbak	25	141	5.6
1973-74	Steve Sherbak	15	51	3.4
1974-75	Mike Bottorf	26	72	2.8
1975-76	Mike Bottorf	27	70	2.6
1976-77	Ray Schnitzer	28	60	2.1
1977-78	Billy Smith	27	61	2.3
1978-79	Billy Smith	25	49	2.0
1979-80	Brook Steppe	26	64	2.5
1980-81	George Thomas	21	64	3.0
1981-82	Brian Howard	25	62	2.5
1982-83	Mark Price	28	91	3.3
1983-84	Mark Price	29	121	4.2
1984-85	Mark Price	35	150	4.3
1985-86	Mark Price	34	148	4.4
1986-87	Craig Neal	29	171	5.9
1987-88	Craig Neal	32	303	9.5
1988-89	Brian Oliver	32	223	7.0
1989-90	Kenny Anderson	35	285	8.1
1990-91	Kenny Anderson	30	169	5.6
1991-92	Jon Barry	35	207	5.9
1992-93	Travis Best	30	176	5.9
1993-94	Drew Barry	24	141	5.9
1994-95	Drew Barry	27	181	6.7
1995-96	Drew Barry	36	238	6.6
1996-97	Kevin Morris	27	85	3.1
1997-98	Travis Spivey	33	143	4.3
1998-99	Tony Akins	31	148	4.8
1999-00	Tony Akins	30	108	3.6
2000-01	Tony Akins	30	128	4.3
2001-02	Tony Akins	31	176	5.7
2002-03	Jarrett Jack	31	185	6.0
2003-04	Jarrett Jack	38	213	5.6
2004-05	Jarrett Jack	32	145	4.5
2005-06	Zam Fredrick	28	110	3.9
2006-07	Javaris Crittenton	32	184	5.8
2007-08	Matt Causey	30	111	3.7
2008-09	Iman Shumpert	31	154	4.9
2009-10	Iman Shumpert	30	120	4.0
2010-11	Iman Shumpert	31	108	4.2
2011-12	Mfon Udofia	31	88	2.8
2012-13	Mfon Udofia	31	91	2.9
2013-14	Trae Golden	31	97	3.1
2014-15	Travis Jorgenson	30	100	3.3
2015-16	Marcus Georges-Hunt	36	119	3.3
2016-17	Josh Okogie	33	144	4.4
2017-18	Jose Alvarado	25	77	3.1
2018-19	Jose Alvarado	31	105	3.4
2019-20	Jose Alvarado	24	96	4.0
2020-21	Jose Alvarado	26	106	4.1
2021-22	Michael Devoe	31	97	3.1
2022-23	Deivon Smith	24	89	3.7
2023-24	Nathan George	29	135	4.7

## Blocked Shots

Season	Player	G	No	Avg
1976-77	Tico Brown	28	18	0.6
1977-78	Lenny Horton	27	8	0.3
1978-79	Steve Neal	26	15	0.6
1979-80	Lenny Horton	26	5	0.2
	Kerry O'Brien	26	5	0.2
1980-81	Lee Goza	27	14	0.5
1981-82	Brook Steppe	25	10	0.4
1982-83	John Salley	27	35	1.3
1983-84	John Salley	29	67	2.3
1984-85	John Salley	35	82	2.3
1985-86	John Salley	34	59	1.7
1986-87	Antoine Ford	29	45	1.6
1987-88	Duane Ferrell	32	24	0.8
1988-89	Tom Hammonds	30	26	0.9
1989-90	Malcolm Mackey	35	41	1.8
1990-91	Malcolm Mackey	30	54	1.8
1991-92	Matt Geiger	35	65	1.9
1992-93	Malcolm Mackey	30	61	2.0
1993-94	Eddie Elisma	29	26	0.9
1994-95	Eddie Elisma	30	35	1.2
1995-96	Eddie Elisma	36	65	1.8
1996-97	Eddie Elisma	27	54	2.0
1997-98	Alvin Jones	33	141	4.3
1998-99	Alvin Jones	31	107	3.5
1999-00	Alvin Jones	30	76	2.5
2000-01	Alvin Jones	30	101	3.4
2001-02	Luke Schenscher	19	22	1.2
2002-03	Chris Bosh	31	67	2.2
2003-04	Luke Schenscher	38	54	1.4
2004-05	Luke Schenscher	32	56	1.8
2005-06	Ra'Sean Dickey	28	43	1.5
2006-07	Ra'Sean Dickey	32	31	1.9
2007-08	Gani Lawal	32	32	1.0
2008-09	Alade Aminu	31	55	1.7
2009-10	Derrick Favors	36	74	2.1
2010-11	Daniel Miller	31	67	2.2
2011-12	Daniel Miller	31	75	2.4
2012-13	Daniel Miller	31	64	2.1
2013-14	Daniel Miller	33	80	2.4
2014-15	Demarco Cox	31	28	0.9
2015-16	Ben Lammers	36	47	1.3
2016-17	Ben Lammers	37	125	3.4
2017-18	Ben Lammers	32	78	2.4
2018-19	James Banks III	31	78	2.5
2019-20	James Banks III	31	76	2.5
2020-21	Moses Wright	26	41	1.6
2021-22	Rodney Howard	27	20	0.7
2022-23	Ja'von Franklin	32	52	1.6
2023-24	Tafara Gapare	29	33	1.1

## Steals

Season	Player	G	No	Avg
1976-77	Ray Schnitzer	28	45	1.6
1977-78	Sammy Drummer	27	39	1.4
	Billy Smith	27	39	1.4
1978-79	Sammy Drummer	26	51	2.0
1979-80	Lenny Horton	26	36	1.4
1980-81	George Thomas	21	42	2.0
1981-82	Brook Steppe	25	26	1.0
1982-83	George Thomas	27	60	2.2
1983-84	Mark Price	29	55	1.9
1984-85	Mark Price	35	66	1.9
1985-86	Mark Price	34	64	1.9
1986-87	Bruce Dalrymple	28	51	1.8
1987-88	Craig Neal	32	56	1.8
1988-89	Dennis Scott	32	45	1.4
1989-90	Kenny Anderson	35	79	2.6
1990-91	Kenny Anderson	30	89	3.0
1991-92	Jon Barry	35	71	2.0
1992-93	Travis Best	30	51	1.7
1993-94	Travis Best	29	58	2.0
1994-95	Travis Best	30	60	2.0
1995-96	Drew Barry	36	65	1.8
1996-97	Kevin Morris	27	43	1.6
1997-98	Dion Glover	33	47	1.4
1998-99	Tony Akins	31	44	1.4
1999-00	Tony Akins	30	35	1.2
2000-01	T.J. Vines	30	39	1.2
2001-02	Tony Akins	31	59	1.9
2002-03	Jarrett Jack	31	51	1.6
2003-04	Jarrett Jack	38	74	1.9
2004-05	Jarrett Jack	32	58	1.8
2005-06	Mario West	22	45	2.0
2006-07	Javaris Crittenton	32	65	2.0
2007-08	Jeremis Smith	32	45	1.4
2008-09	Iman Shumpert	31	64	2.1
2009-10	Iman Shumpert	30	58	1.9
2010-11	Iman Shumpert	31	85	2.7
2011-12	Glen Rice, Jr.	21	28	1.3
2012-13	Daniel Miller	31	27	0.9
2013-14	Daniel Miller	33	38	1.2
2014-15	Marcus Georges-Hunt	30	39	1.3
2015-16	Marcus Georges-Hunt	36	31	0.9
2016-17	Quinton Stephens	37	44	1.2
2017-18	Josh Okogie	34	42	1.8
2018-19	Jose Alvarado	31	56	1.8
2019-20	Jose Alvarado	24	53	2.2
2020-21	Jose Alvarado	26	74	2.8
2021-22	Jordan Usher	32	47	1.5
2022-23	Ja'von Franklin	32	46	1.4
2023-24	Miles Kelly	32	25	0.8

## Most Double-Doubles in a Season - ACC Era

Malcolm Mackey (1991-92)	17
Malcolm Mackey (1992-93)	16
Matt Harpring (1997-98)	16
Charles Mitchell (2015-16)	16
Ben Lammers (2016-17)	16
Gani Lawal (2008-09)	15
Malcolm Mackey (1990-91)	13
Chris Bosh (2002-03)	13
Jason Collier (1999-2000)	12
Matt Harpring (1995-96)	11
Alvin Jones (1998-99)	11
Derrick Favors (2009-10)	11
Alvin Jones (2000-01)	10
Ja'von Franklin (2022-23)	10

## Season Double-Doubles

Since 1953, eight Georgia Tech players have averaged double figures in points and rebounds for an entire season.

Player	Year	PPG	RPG
Alvin Jones	2001	13.4	10.4
Malcolm Mackey	1993	15.6	10.2
Malcolm Mackey	1991	15.3	10.7
Rich Yunkus	1971	25.5	11.1
Rich Yunkus	1970	30.1	12.0
Rich Yunkus	1969	24.1	11.0
Jim Caldwell	1965	17.4	13.8
Jim Caldwell	1964	14.0	14.0
Jim Caldwell	1963	13.7	10.9
Dave Denton	1958	12.0	10.9
Lenny Cohen	1957	13.4	11.1
Dick Lenholt	1955	10.0	10.6
Pete Silas	1953	17.0	13.7

## Most Points by a Freshman

Kenny Anderson (1989-90)	722	35	games
Stephon Marbury (1995-96)	679	36	games
Josh Okogie (2016-17)	596	37	games
Mark Price** (1982-83)	568	28	games

## Top Freshman Seasons (ppg)

Kenny Anderson** (1989-90)	20.6
Mark Price** (1982-83)	20.3
Stephon Marbury** (1995-96)	18.9
Dion Glover (1997-98)	18.4
Josh Okogie (2016-17)	16.1
Chris Bosh** (2002-03)	15.6
Dennis Scott** (1987-88)	15.5
Bruce Dalrymple** (1983-84)	13.6
Glen Rice, Jr. (2010-11)	13.3
Javaris Crittenton (2006-07)	14.4
Thaddeus Young (2006-07)	14.4
Derrick Favors** (2009-10)	12.4
Travis Best (1991-92)	12.3
Tom Hammonds** (1985-89	

# TEAM SEASON HIGHS

## Most Points

1. 3096	1989-90
2. 2911	2003-04
3. 2888	1995-96
4. 2813	1991-92
5. 2637	2015-16
6. 2621	2009-10
7. 2614	1987-88
8. 2566	1988-89
9. 2553	1985-86
10. 2518	1997-98

## Fewest Points

1. 1483	1979-80
2. 1503	1980-81
3. 1544	1981-82
4. 1626	1961-62
5. 1659	1955-56
6. 1671	1960-61
7. 1818	1957-58
8. 1841	1962-63
9. 1846	1967-68
10. 1850	1964-65

## Highest Scoring Avg.

1. 88.5	1989-90
2. 82.8	1966-67
3. 82.5	1990-91
4. 81.7	1987-88
5. 81.6	1969-70
6. 80.4	1991-92
7. 80.3	1965-66
8. 80.22	1995-96
9. 80.19	1988-89
10. 80.0	1994-95

## Lowest Scoring Avg.

1. 55.7	1980-81
2. 57.0	1979-80
3. 59.4	1981-82
4. 60.2	2011-12
5. 61.5	1996-97
6. 62.5	1961-62
7. 63.3	2014-15
8. 64.3	1960-61
9. 64.3	2012-13
10. 65.3	2018-19

## Highest Scoring Margin

1. +12.2	1978-79
2. +11.6	1985-86
3. +9.5	1960-61
4. +9.4	2003-04
5. +9.2	2006-07
6. +9.0	1984-85
7. +7.69	1987-88
8. +7.66	1989-90
9. +7.4	2004-05
10. +7.1	2009-10

## Most Field Goals

1. 1141	1989-90
2. 1056	1991-92
3. 1031	1995-96
4. 1029	2003-04
5. 1008	1985-86
6. 996	1987-88
7. 966	1970-71
8. 965	2015-16
9. 957	1988-89
10. 948	2009-10

## Most Field Goal Attempts

1. 2302	1989-90
2. 2213	2003-04
3. 2183	1991-92
4. 2161	1995-96
5. 2150	2015-16
6. 2113	1970-71
7. 2079	2016-17
8. 2064	2009-10
9. 2019	2022-23
10. 2005	1997-98

## Highest Field Goal Pct.

1. .546 (1008-1846)	1985-86
2. .529 (623-1178)	1981-82
3. .516 (943-1827)	1984-85
4. .511 (841-1647)	1969-70
5. .509 (792-1556)	1983-84
6. .503 (996-1981)	1987-88
7. .497 (794-1598)	1978-79
8. .4964 (957-1928)	1988-89
9. .4957 (1141-2302)	1989-90
10. .493 (905-1833)	1992-93

## Lowest Field Goal Pct.

1. .348 (579-1645)	1955-56
2. .359 (683-1903)	1957-58
3. .362 (678-1874)	1956-57
4. .372 (612-1643)	1961-62
5. .3765 (605-1607)	1960-61
6. .3761 (689-1832)	1958-59
7. .396 (590-1489)	1996-97
8. .400 (775-1936)	1973-74
9. .405 (752-1855)	2010-11
10. .407 (731-1978)	1962-63

## Most 3-Pt. Field Goals

1. 296	1995-96
2. 267	2003-04
3. 261	2001-02
4. 260	1989-90
5. 260	2000-01
6. 259	2022-23
7. 254	2023-24
8. 242	1999-00
9. 231	1997-98
10. 228	2021-22

## Most 3-Pt. FG Attempts

1. 780	2023-24
2. 776	1995-96
3. 773	2022-23
4. 729	2003-04
5. 715	1997-98
6. 705	1999-00
7. 700	2000-01
8. 695	2001-02
9. 663	1998-99
10. 646	2021-22

## Highest 3-Pt. FG Pct.

1. .427 (112-265)	1982-83
2. .423 (154-364)	1987-88
3. .403 (260-645)	1989-90
4. .386 (154-399)	2005-06
5. .385 (147-382)	1992-93
6. .381 (296-776)	1995-96
7. .377 (195-517)	1994-95
8. .376 (261-695)	2001-02
9. .375 (154-411)	1988-89
10. .372 (214-575)	2007-08

## Lowest 3-Pt. FG Pct.

1. .267 (131-491)	2014-15
2. .290 (168-579)	1996-97
3. .299 (192-643)	2010-11
4. .307 (176-573)	2018-19
5. .312 (161-516)	2019-20
6. .312 (158-507)	2011-12
7. .315 (173-549)	2013-14
8. .318 (173-544)	2012-13
9. .318 (156-490)	2017-18
10. .323 (231-715)	1997-98
11. .323 (159-492)	2008-09

\*3-pt line of 17ft-9in for 1982-83 season; no 3-pt shot from 1983-86; 19ft-9in from 1986-87 through 2007-08.; 20ft-9in since then.

## Most Free Throws

1. 656	1956-57
2. 586	2003-04
3. 582	1970-71
4. 562	1984-85
5. 554	1989-90
6. 537	1985-86
7. 530	1995-96
8. 527	1959-60
9. 523	1997-98
10. 521	1969-70

## Fewest Free Throws

1. 287	1980-81
2. 298	1981-82
3. 308	2011-12
4. 312	1996-97
312	2020-21
6. 318	2012-13
7. 321	2021-22
8. 332	2022-23
9. 337	1979-80
10. 350	1972-73

## Most Free Throw Att.

1. 943	1956-57
2. 847	2003-04
3. 825	1970-71
4. 794	1984-85
5. 782	1989-90
6. 779	2009-10
7. 766	1991-92
766	1997-98
9. 754	1995-96
10. 749	1971-72

## Fewest Free Throw Att.

1. 430	2020-21
2. 459	1981-82
3. 460	2021-22
4. 462	1979-80
5. 470	1980-81
6. 471	2011-12
7. 477	1996-97
477	2022-23
9. 479	1972-73
10. 501	2012-13

## Highest Free Throw Pct.

1. .768 (434-565)	1976-77
2. .761 (404-531)	1967-68
3. .760 (396-521)	1986-87
4. .758 (496-654)	1988-89
5. .754 (386-512)	1977-78
6. .747 (395-529)	1978-79
7. .743 (521-701)	1969-70
8. .734 (379-516)	1962-63
9. .7320 (407-556)	1966-67
10. .7317 (461-630)	1960-61

## Lowest Free Throw Pct.

1. .611 (287-470)	1980-81
2. .621 (412-663)	1988-89
3. .630 (419-665)	2008-09
4. .635 (318-501)	2012-13
5. .648 (363-560)	2014-15
6. .649 (298-459)	1981-82
7. .654 (312-477)	1996-97
8. .654 (308-471)	2011-12
9. .657 (512-779)	2009-10
10. .660 (402-609)	1961-62

## Most Rebounds

1. 1432	1991-92
2. 1430	2009-10
3. 1422	2003-04
4. 1396	2015-16
5. 1346	1989-90
6. 1330	2016-17
7. 1318	1997-98
8. 1308	1970-71
1308	1995-96
10. 1299	1959-60

## Highest Rebound Margin

1. +7.4	2015-16
2. +7.3	2014-15
3. +5.8	2006-07
4. +4.7	2009-10
5. +4.4	2005-06
6. +4.0	1962-63
7. +3.9	1976-77
8. +3.58	1974-75
9. +3.45	2002-03
+3.45	2011-12

## Most Fouls

1. 795	2003-04
2. 721	2007-08
3. 674	1973-74
4. 670	2009-10
5. 669	2001-02
6. 665	2006-07
7. 648	2004-05
8. 645	2000-01
9. 643	2015-16
10. 639	2010-11

## Fewest Fouls

1. 410	2020-21
2. 414	2003-04
3. 436	1996-97
4. 448	1981-82
5. 454	1968-69
6. 455	1955-56
7. 460	1993-94
8. 461	1992-93
9. 462	1962-63
10. 464	1959-60

## Most Disqualifications

1. 29	1961-62
2. 28	1973-74
28	1982-83
4. 27	1955-56
27	1979-80
6. 26	1972-73
7. 24	1983-84
24	1989-90
9. 23	2019-20
10. 22	1980-81

## Fewest Disqualifications

1. 4	2022-23
2. 5	2011-12
5	2016-17
4. 6	2020-21
5. 7	1960-61
7	2008-09
7. 8	1992-93
8	1994-95
8	1996-97
8	2002-03
8	2010-11
8	2014-15

## Most Assists

1. 680	1987-88
2. 662	1991-92
3. 653	1985-86
4. 631	1988-89
5. 629	1989-90
6. 622	1995-96
7. 589	1997-98
8. 588	1992-93
9. 579	2003-04
10. 578	1984-85

## Highest Assist Average

1. 21.3	1987-88
2. 19.7	1988-89
3. 19.6	1992-93
4. 19.2	1985-86
5. 18.9	1991-92
6. 18.1	1986-87
7. 18.0	1989-90
8. 17.9	1965-66
9. 17.6	1969-70
10. 17.3	1995-96
17.3	1993-94

## Most Steals

1. 338	2003-04
2. 316	2006-07
3. 297	2010-11
4. 288	1995-96
288	2009-10
6. 269	2001-02
7. 265	2004-05
265	2007-08
9. 256	1991-92
256	2008-09

## Balanced Scoring

Seasons in which five players averaged in double figures.

### 1991-92

Jon Barry	17.2
Malcolm Mackey	15.8
James Forrest	13.3
Travis Best	12.3
Matt Geiger	11.8

### 1985-86

Mark Price	17.4
John Salley	13.1
Tom Hammonds	12.2
Duane Ferrell	12.1
Bruce Dalrymple	10.8

### 1964-65


Jim Caldwell	17.4
R.D. Craddock	15.2
Pres Judy	10.7
Ron Scharf	10.5
Charles Kenney	10.5

## Most Blocked Shots

1. 221	2016-17
2. 209	1997-98
3. 190	2009-10
4. 180	1991-92
5. 172	2003-04
6. 171	1998-99
171	2017-18
8. 164	2002-03
9. 162	2004-05
10. 154	2008-09



# TEAM SEASON HIGHS - OPPONENTS



**LETHAL WEAPON 3 - TECH'S HIGHEST SCORING TEAM EVER (1989-90)**  
FEATURED DENNIS SCOTT (27.7 PPG), KENNY ANDERSON (20.6) AND BRIAN OLIVER (21.3).

## Opponent Season Highs

**Most points:** 2,828 in 1989-90  
**Highest scoring average:** 85.3 in 1973-74 (2,218 in 26 games)  
**Fewest points:** 1,558 in 1979-80  
**Lowest scoring average:** 59.8 in 1959-60 (1,674 in 28 games)  
**Most field goals:** 1,093 in 1989-90  
**Most field goals attempted:** 2,394 in 1989-90  
**Highest field goal percentage:** .499 in 1980-81  
**Lowest field goal percentage:** .356 in 1959-60  
**Most 3-point field goals:** 272 in 2016-17  
**Most 3-point field goals attempted:** 824 in 2016-17  
**Highest 3-point field goal percentage:** .381 in 1982-83  
**Lowest 3-point field goal percentage:** .285 in 2019-20 (*Tech record*)  
**Most free throws:** 609 in 2007-08  
**Fewest free throws:** 295 in 1981-82  
**Most free throws attempted:** 909 in 2003-04  
**Fewest free throws attempted:** 427 in 1981-82  
**Highest free throw percentage:** .740 in 1965-66  
**Lowest free throw percentage:** .643 in 1997-98  
**Most rebounds:** 1,418 in 2003-04  
**Most personal fouls:** 759 in 2003-04  
**Most assists:** 612 in 1989-90  
**Most blocked shots:** 209 in 1997-98  
**Most steals:** 308 in 1997-98

### Most Points

1.	2,828	.....	1989-90
2.	2,735	.....	1995-96
3.	2,608	.....	1991-92
4.	2,552	.....	2003-04
5.	2,545	.....	2015-16

### Fewest Points

1.	1,558	.....	1979-80
2.	1,579	.....	1981-82
3.	1,662	.....	1960-61
4.	1,667	.....	1978-79
5.	1,674	.....	1959-60

### Highest Scoring Avg.

1.	85.3	.....	1973-74
2.	84.4	.....	1971-72
3.	83.3	.....	1972-73
4.	82.5	.....	1974-75
5.	80.8	.....	1989-90

### Lowest Scoring Avg.

1.	59.8	.....	1959-60
2.	59.9	.....	1979-80
3.	60.7	.....	1981-82
4.	60.9	.....	1984-85
5.	62.4	.....	2012-13

### Most Field Goals

1.	1,093	.....	1989-90
2.	1,027	.....	1995-96
3.	993	.....	1991-92
4.	961	.....	1987-88
5.	931	.....	2015-16

### Most Field Goal Att.

1.	2,394	.....	1989-90
2.	2,368	.....	1991-92
3.	2,276	.....	1995-96
4.	2,231	.....	2016-17
5.	2,228	.....	2003-04

### Highest Field Goal Pct.

1.	.499 (778-1558)	.....	1980-81
2.	.495 (735-1484)	.....	1977-78
3.	.494 (549-1112)	.....	1979-80
4.	.491 (847-1725)	.....	1973-74
5.	.485 (768-1582)	.....	1975-76

### Lowest Field Goal Pct.

1.	.356 (624-1753)	.....	1959-60
2.	.365 (618-1693)	.....	1955-56
3.	.367 (682-1858)	.....	1956-57
4.	.381 (679-1781)	.....	1957-58
5.	.384 (818-2129)	.....	2009-10

### 3-Point Field Goals

1.	272	.....	2016-17
2.	255	.....	1995-96
3.	254	.....	2023-24
4.	240	.....	2009-10
5.	239	.....	2001-02

### 3-Point Field Goal Att.

1.	824	.....	2016-17
2.	779	.....	2023-24
3.	762	.....	2009-10
4.	733	.....	2003-04
5.	718	.....	2021-22

### Highest 3-Pt. FG Pct.

1.	.381 (106-278)	.....	*1982-83
2.	.3794 (96-253)	.....	1986-87
3.	.3791 (196-517)	.....	2010-11
4.	.374 (216-577)	.....	1989-90
5.	.369 (178-482)	.....	1999-00

\*3-pt line of 17ft-9in for 1982-83 season; no 3-pt shot from 1983-86; 19ft-9in from 1986-87 through 2007-08.; 20ft-9in since then.

### Lowest 3-Pt. FG Pct.

1.	.2847 (168-590)	.....	2019-20
2.	.2974 (218-733)	.....	2003-04
3.	.2977 (207-697)	.....	2018-19
4.	.2997 (107-357)	.....	1987-88
5.	.3011 (206-684)	.....	2022-23
5.	.3147 (224-718)	.....	2021-22

### Most Free Throws

1.	609	.....	2007-08
2.	604	.....	2003-04
3.	600	.....	1971-72
4.	548	.....	1965-66
5.	541	.....	1957-58

### Fewest Free Throws

1.	295	.....	1981-82
2.	296	.....	2020-21
3.	299	.....	1975-76
4.	310	.....	1977-78
5.	314	.....	1996-97

### Most Free Throw Att.

1.	909	.....	2003-04
2.	867	.....	2007-08
3.	828	.....	1971-72
4.	779	.....	1957-58
5.	777	.....	2000-01

### Fewest Free Throw Att.

1.	420	.....	2020-21
2.	427	.....	1981-82
3.	439	.....	1975-76
4.	460	.....	1977-78
5.	479	.....	1996-97

### Highest Free Throw Pct.

1.	.740 (548-741)	.....	1965-66
2.	.739 (461-524)	.....	2023-24
3.	.733 (481-656)	.....	1966-67
4.	.725 (600-828)	.....	1971-72
5.	.722 (459-636)	.....	1967-68

### Lowest Free Throw Pct.

1.	.643 (382-594)	.....	1997-98
2.	.646 (426-659)	.....	1995-96
3.	.647 (442-683)	.....	1991-92
4.	.654 (428-654)	.....	1963-64
5.	.656 (318-485)	.....	1993-94

### Most Rebounds

1.	1,418	.....	2003-04
2.	1,343	.....	2016-17
3.	1,340	.....	1989-90
4.	1,336	.....	1991-92
5.	1,315	.....	1995-96

### Most Assists

1.	612	.....	1989-90
2.	602	.....	1987-88
3.	601	.....	1995-96
4.	580	.....	1991-92
5.	552	.....	1988-89

### Most Steals

1.	308	.....	1997-98
2.	303	.....	1991-92
3.	293	.....	1998-99
4.	292	.....	1995-96
5.	284	.....	2009-10

### Most Blocked Shots

1.	209	.....	1997-98
2.	180	.....	1991-92
3.	172	.....	2003-04
4.	171	.....	1998-99
5.	164	.....	2002-03

### Most Fouls

1.	759	.....	2003-04
2.	712	.....	1984-85
3.	686	.....	1989-90
4.	687	.....	2009-10
5.	676	.....	1985-86

# ANNUAL TEAM TOTALS (SINCE 1955-56)

## Georgia Tech • All Games

Year	G	W-L	Home	Away	Neutral	FG	FGA	Pct	3P	3PA	Pct	FT	FTA	Pct	OR	DR	Reb	Avg	PF	Dq	A	Avg.	TO	Avg.	Bl	Avg.	St	Avg.	Pts	Avg
2023-24	32	14-18	8-7	4-9	2-2	810	1924	.421	254	780	.326	398	561	.709	367	852	1219	38.1	527	9	425	13.3	393	12.3	128	4.0	140	4.4	2272	71
2022-23	33	15-18	11-6	3-9	1-3	855	2019	.423	259	773	.335	332	477	.696	349	806	1155	35.0	524	4	463	14.0	349	10.6	134	4.1	197	6.0	2301	69.7
2021-22	32	12-20	9-9	3-8	0-3	823	1866	.441	228	646	.353	321	460	.698	284	804	1088	34.0	576	18	438	13.7	419	13.1	82	2.6	249	7.8	2195	68.6
2020-21	26	17-9	10-3	4-5	3-1	722	1513	.477	192	551	.348	312	430	.726	205	582	787	30.3	410	6	412	15.8	290	11.2	90	3.5	236	9.1	1948	74.9
2019-20	31	17-14	10-6	6-7	1-1	781	1727	.452	161	516	.312	403	595	.677	301	826	1127	36.4	591	23	425	13.7	503	16.2	142	4.6	220	7.1	2126	68.6
2018-19	32	14-18	11-7	3-9	0-2	755	1714	.440	176	573	.307	405	588	.689	262	809	1071	33.5	560	14	433	13.5	459	14.3	166	5.2	221	6.9	2091	65.3
2017-18	32	13-19	12-7	1-10	0-2	753	1770	.425	156	490	.318	439	616	.713	334	750	1084	33.9	533	15	409	12.8	411	12.8	171	5.3	221	6.9	2101	65.7
2016-17	37	21-16	17-4	3-10	1-2	910	2079	.438	171	516	.331	505	740	.682	356	974	1330	35.0	591	5	570	15.4	494	13.4	221	6.0	245	6.6	2496	67.5
2015-16	36	21-15	14-5	5-8	2-2	965	2150	.449	213	597	.357	492	681	.722	469	927	1396	38.8	643	10	487	13.5	403	11.2	151	4.2	158	4.4	2637	73.2
2014-15	31	12-19	8-8	2-9	2-2	734	1800	.408	131	491	.267	363	560	.648	444	743	1187	38.3	516	8	362	11.7	394	12.7	104	3.4	177	5.7	1962	63.3
2013-14	33	16-17	10-7	5-7	1-3	796	1847	.431	173	549	.315	435	636	.684	373	814	1187	36.0	586	12	434	13.1	399	12.1	140	4.2	171	5.2	2200	66.7
2012-13	31	16-15	11-6	3-7	2-2	751	1791	.426	173	544	.318	318	501	.635	366	789	1155	37.3	517	9	394	12.7	399	12.9	129	4.2	182	5.9	1993	64.3
2011-12	31	11-20	7-8	3-9	1-3	700	1639	.427	158	507	.312	308	471	.654	340	747	1087	35.1	513	5	340	11.0	448	14.4	152	4.8	161	5.2	1866	60.2
2010-11	31	13-18	10-6	1-10	2-2	752	1855	.405	192	643	.299	406	589	.689	394	707	1101	35.5	639	8	408	13.2	481	15.5	126	4.1	297	9.6	2102	67.8
2009-10	36	23-13	14-2	3-8	6-3	948	2064	.459	213	587	.363	512	779	.657	477	953	1430	39.7	670	10	508	14.1	591	16.4	190	5.3	288	8.0	2621	72.8
2008-09	31	12-19	9-8	2-10	1-1	815	1868	.436	159	492	.323	419	665	.630	404	807	1211	39.1	608	7	462	14.9	522	16.8	154	5.0	256	8.3	2208	71.2
2007-08	32	15-17	6-7	6-8	3-2	883	1873	.471	214	575	.372	502	717	.700	371	716	1087	34.0	721	15	480	15.0	490	15.3	112	3.5	265	8.3	2482	77.6
2006-07	32	20-12	17-1	1-8	2-3	935	1909	.490	201	540	.372	444	652	.681	445	721	1166	36.4	665	14	491	15.3	503	15.7	114	3.6	316	9.9	2515	78.6
2005-06	28	11-17	10-5	0-10	1-2	739	1608	.460	154	399	.386	380	570	.667	374	668	1042	37.2	609	18	411	14.7	499	17.8	116	4.1	244	8.7	2012	71.9
2004-05	32	20-12	13-3	4-6	3-3	849	1877	.452	190	570	.333	483	699	.691	400	848	1248	39.0	648	10	471	14.7	483	15.1	162	5.1	265	8.3	2371	74.1
2003-04	38	28-10	13-3	7-5	8-2	1029	2213	.465	267	729	.366	586	847	.692	429	953	1422	37.4	795	20	579	15.2	578	15.2	172	4.5	338	8.9	2911	76.6
2002-03	31	16-15	13-2	2-11	1-1	836	1857	.450	178	506	.352	447	656	.681	428	760	1188	38.3	582	8	484	15.6	469	15.1	164	5.3	243	7.8	2297	74.1
2001-02	31	15-16	9-7	4-6	2-3	834	1937	.431	261	695	.376	441	637	.692	439	745	1184	38.2	669	12	481	15.5	478	15.4	101	3.3	269	8.7	2370	76.5
2000-01	30	17-13	12-3	2-8	3-2	776	1822	.426	260	700	.371	457	662	.690	345	780	1125	37.5	645	20	488	16.3	474	15.8	136	4.5	238	7.9	2269	75.6
1999-00	30	13-17	11-5	0-9	2-3	725	1778	.408	242	705	.343	427	625	.683	410	757	1167	38.9	516	15	456	15.2	509	17.0	147	4.9	196	6.5	2119	70.6
1998-99	31	15-16	10-5	2-8	3-3	728	1772	.411	219	663	.330	412	663	.621	385	760	1145	36.9	508	15	423	13.6	536	17.3	171	5.5	190	5.8	2087	67.3
1997-98	33	19-14	12-6	4-7	3-1	882	2005	.440	231	515	.323	523	766	.683	483	835	1318	39.9	525	17	502	15.2	589	17.8	209	6.3	253	7.7	2518	76.3
1996-97	27	9-18	8-6	0-9	1-3	590	1489	.396	168	779	.290	312	477	.654	419	560	979	36.3	436	8	325	12.0	438	16.1	107	4.0	168	6.2	1660	61.5
1995-96	36	24-12	11-1	6-5	7-6	1031	2161	.477	296	776	.381	530	754	.703	456	852	1308	36.3	606	20	622	17.3	533	14.8	130	3.6	288	8.0	2888	80.2
1994-95	30	18-12	14-3	2-6	2-3	883	1879	.470	195	517	.377	439	610	.720	403	658	1062	35.4	457	8	531	17.7	399	13.3	115	3.8	252	8.4	2400	80.0
1993-94	29	16-13	11-3	2-7	3-3	807	1793	.450	187	525	.356	399	572	.698	405	694	1099	37.9	459	10	501	17.3	421	14.5	96	3.3	217	7.5	2200	75.9
1992-93	30	19-11	9-5	6-5	4-1	905	1833	.494	147	382	.385	374	547	.684	405	771	1130	39.2	461	8	588	19.6	485	16.1	151	5.0	191	6.4	2331	77.7
1991-92	35	23-12	13-3	4-5	6-4	1056	2183	.484	118	512	.367	513	766	.670	483	949	1432	40.9	611	12	662	18.9	-	-	180	5.1	256	7.3	2813	80.4
1990-91	30	17-13	9-3	2-7	6-3	944	1995	.473	183	504	.363	403	603	.668	392	750	1255	41.8	490	13	497	16.6	-	-	129	4.3	215	7.2	2474	82.5
1989-90	35	28-7	11-2	5-4	12-1	1141	2302	.496	260	645	.403	554	782	.708	-	-	1346	38.5	596	26	629	18.0	-	-	130	3.7	249	7.1	3096	88.5
1988-89	32	20-12	13-2	4-6	3-4	957	1928	.496	154	411	.375	496	654	.758	-	-	1184	37.0	573	16	631	19.7	-	-	73	2.3	178	5.6	2566	80.2
1987-88	32	22-10	13-3	5-5	4-2	996	1981	.503	154	364	.423	468	649	.721	-	-	1129	35.3	522	13	680	21.3	-	-	92	2.9	237	7.4	2614	81.7
1986-87	29	16-13	7-2	4-8	5-3	798	1633	.489	59	162	.364	396	521	.760	-	-	977	33.7	514	17	525	18.1	-	-	85	2.9	176	6.1	2051	70.7
1985-86	34	27-7	10-2	7-2	10-3	1008	1846	.546	-	-	-	537	738	.728	-	-	1115	32.8	559	13	653	19.2	-	-	124	3.6	238	7.0	2553	75.1
1984-85	35	27-8	13-2	5-4	9-2	943	1827	.516	-	-	-	562	794	.708	-	-	1168	33.3	558	11	578	16.5	-	-	120	3.4	232	6.6	2448	69.9
1983-84	29	18-11	13-2	1-7	4-2	792	1556	.509	-	-	-	439	622	.706	-	-	957	33.0	549	24	477	16.4	-	-	106	3.7	196	6.8	2023	69.8
1982-83	28	13-15	12-3	0-9	1-3	725	1603	.452	112	265	.427	447	640	.698	-	-	986	35.2	618	28	365	13.0	-	-	96	3.4	198	7.1	2009	71.8
1981-82	26	10-16	8-5	2-7	0-4	623	1178	.529	-	-	-	298	459	.649	-	-	718	27.6	448	11	293	12.7	-	-	37	1.4	118	4.5	1544	59.4
1980-81	27	4-23	4-12	0-8	0-3	607	1389	.437	-	-	-	287	470	.611	-	-	893	33.1	543	22	243	9.0	-	-	45	1.7	123	4.6	1503	55.7
1979-80	26	8-18	7-7	0-9	1-2	573	1169	.490	-	-	-	337	462	.729	-	-	712	27.4	583	27	299	11.5	-	-	27	1.0	152	5.8	1483	57.0
1978-79	26	17-9	13-1	3-8	1-0	794	1598	.497	-	-	-	395	529	.747	-	-	905	34.8	517	17	258	9.9	-	-	35	1.3	198	7.6	1983	76.3

# ANNUAL TEAM TOTALS (SINCE 1955-56)

## Opponents • All Games

Year	G	W-L	Att.	Dates	Avg.	FG	FGA	Pct	3P	3PA	Pct	FT	FTA	Pct	OR	DR	Reb	Avg	PF	Dq	A	Avg.	TO	Avg.	Bl	Avg.	St	Avg.	Pts	Avg
2023-24	32	18-14	74912	15	4994	846	1976	.428	254	779	.326	461	624	.739	339	794	1133	35.4	520	9	431	15.5	283	8.8	103	3.2	221	6.9	2407	75.2
2022-23	33	18-15	80125	17	4713	856	1943	.441	206	684	.301	417	586	.712	351	860	1211	36.7	500	7	481	14.6	362	11.0	118	3.6	181	5.5	2335	70.8
2021-22	32	20-12	86234	18	4791	807	1850	.436	226	718	.315	424	590	.719	313	818	1131	35.3	467	8	477	14.9	422	13.2	104	3.3	212	6.6	2264	70.8
2020-21	26	9-17	15600	13	1200	668	1455	.459	189	513	.368	296	420	.705	254	836	890	34.2	394	12	368	14.2	409	15.7	73	2.8	141	5.4	1821	70.0
2019-20	31	14-17	90260	16	5641	719	1800	.399	168	590	.285	453	637	.711	327	723	1050	33.9	560	15	372	12.0	430	13.9	112	3.6	240	7.7	2059	66.4
2018-19	32	14-18	107003	18	5945	740	1847	.401	207	697	.297	443	643	.689	375	777	1152	36.0	555	8	452	14.1	409	12.8	108	3.4	225	7	2130	66.6
2017-18	32	13-19	123843	19	6518	768	1791	.429	227	599	.379	407	569	.715	331	751	1082	33.8	547	12	457	14.2	403	12.6	104	3.3	203	6.3	2172	67.9
2016-17	37	21-16	126718	21	6034	887	2231	.398	272	824	.330	426	608	.330	430	913	1343	36.3	662	12	490	13.2	484	13.1	145	3.9	252	6.8	2472	66.8
2015-16	36	21-15	110804	19	5832	931	2108	.442	206	644	.320	477	667	.715	347	783	1130	31.4	638	16	436	12.1	353	9.8	98	2.7	169	4.7	2545	70.7
2014-15	31	12-19	99212	16	6201	723	1644	.440	172	540	.319	384	555	.692	384	555	962	31.0	539	8	393	11.7	363	11.7	122	3.9	202	6.5	2002	64.6
2013-14	33	16-17	111926	17	6584	761	1815	.419	197	594	.332	485	688	.705	328	769	1097	33.2	576	10	399	12.1	334	10.1	121	3.7	205	6.2	2204	66.8
2012-13	31	16-15	125200	17	7365	687	1715	.401	182	563	.323	377	566	.666	312	757	1069	34.5	480	6	383	12.4	391	12.6	131	4.2	191	6.2	1933	62.4
2011-12	31	11-20	73933	15	4929	669	1658	.403	199	573	.347	403	560	.720	306	674	980	31.6	490	11	376	12.1	347	11.2	103	3.3	211	6.8	1940	62.6
2010-11	31	13-18	97523	16	6095	701	1592	.440	196	517	.379	481	719	.669	290	781	1071	34.5	663	7	394	12.7	514	16.6	83	2.7	200	6.5	2079	67.1
2009-10	36	23-13	127669	16	7979	818	2129	.384	240	692	.315	489	734	.666	482	777	1259	35.0	587	14	472	13.1	547	15.2	113	3.1	284	7.9	2365	65.7
2008-09	31	12-19	127101	17	7477	769	1848	.416	201	620	.324	477	703	.679	384	759	1143	36.9	591	11	428	13.8	503	16.2	85	2.7	269	8.4	2216	71.5
2007-08	32	15-17	119483	13	9191	804	1780	.452	215	636	.338	609	867	.702	394	717	1111	34.7	675	21	441	13.8	520	16.3	108	3.4	243	7.6	2432	76.0
2006-07	32	20-12	156247	17	9191	746	1702	.438	200	605	.331	530	753	.704	351	631	982	30.7	616	18	450	14.1	503	15.7	97	3.0	224	7	2222	69.4
2005-06	28	11-17	137685	15	9191	685	1555	.441	166	483	.344	483	704	.686	325	593	918	32.8	525	12	444	15.9	432	15.4	74	2.6	241	8.6	2019	72.1
2004-05	32	20-12	137685	15	9191	735	1882	.391	202	641	.315	461	700	.659	418	752	1170	36.6	651	11	402	12.6	483	15.1	128	4.0	226	7.1	2133	66.7
2003-04	38	28-10	145210	16	9076	865	2228	.388	218	733	.297	604	909	.664	522	896	1418	37.3	759	18	468	12.3	640	16.8	124	3.3	267	7	2552	67.2
2002-03	31	16-15	128481	15	8565	777	1830	.425	204	567	.360	407	591	.689	378	703	1081	34.9	597	16	469	15.1	462	14.9	131	4.2	241	7.8	2165	69.8
2001-02	31	15-16	113498	17	6676	804	1792	.449	239	672	.356	529	759	.697	375	756	1131	36.5	574	9	512	16.5	500	16.1	97	3.1	237	7.6	2376	76.6
2000-01	30	17-13	138691	17	8158	740	1816	.407	175	552	.317	532	777	.685	406	793	1199	40.0	605	23	434	14.5	483	16.1	109	3.6	200	6.7	2187	72.9
1999-00	30	13-17	105253	16	6578	782	1842	.425	178	482	.369	400	574	.697	377	723	1100	36.7	609	22	460	15.3	427	14.2	70	2.3	255	8.5	2142	71.4
1998-99	31	15-16	109486	14	7820	850	1982	.429	177	520	.340	361	524	.689	432	790	1222	39.4	613	24	499	16.1	466	15.0	112	3.6	293	9.5	2238	72.2
1997-98	33	19-14	126791	18	7044	899	2193	.410	202	599	.337	382	594	.643	543	733	1276	38.7	664	17	497	15.1	524	15.9	98	3.0	308	9.3	2382	72.2
1996-97	27	9-18	146996	15	9800	642	1459	.440	139	409	.340	314	479	.656	344	572	916	33.9	469	10	364	13.7	378	14.0	66	2.4	223	8.3	1737	64.3
1995-96	36	24-12	154615	14	11044	1027	2276	.451	255	693	.368	426	659	.646	530	785	1315	36.5	657	12	601	16.7	530	14.7	121	3.4	292	8.1	2735	76.0
1994-95	30	18-12	166415	16	10400	829	1838	.451	195	517	.367	359	505	.711	414	684	1098	36.6	549	14	492	16.4	501	16.7	102	3.4	198	6.6	2130	73.4
1993-94	29	16-13	134165	14	9582	814	1897	.429	184	510	.361	318	485	.656	477	672	1149	39.6	495	9	455	15.7	424	14.6	83	2.9	218	7.5	2224	74.1
1992-93	30	19-11	154806	15	10320	863	2017	.428	169	530	.319	362	525	.690	475	620	1049	36.5	485	11	488	16.3	398	13.3	99	3.3	263	8.8	2257	75.2
1991-92	35	23-12	141272	16	8830	993	2368	.419	172	524	.328	442	683	.647	555	781	1336	38.2	666	19	580	16.6	-	-	115	3.3	303	8.7	2608	74.5
1990-91	30	17-13	122752	13	9442	864	2051	.421	181	497	.364	401	562	.714	458	724	1182	39.4	538	9	494	16.5	-	-	108	3.6	228	7.6	2310	77.0
1989-90	35	28-7	116087	13	8930	1093	2394	.457	216	577	.374	426	608	.701	-	-	1340	38.3	686	23	612	17.5	-	-	104	3.0	214	6.1	2828	80.8
1988-89	32	20-12	148257	17	8721	911	1999	.456	139	407	.342	413	612	.675	-	-	1077	33.7	596	15	552	17.3	-	-	64	2.0	203	6.3	2374	74.2
1987-88	32	22-10	139909	18	7713	961	2085	.461	107	357	.300	338	503	.672	-	-	1157	36.2	588	14	602	18.8	-	-	63	2.0	226	7.1	2368	74.0
1986-87	29	16-13	-	-	-	759	1629	.466	96	253	.379	372	542	.686	-	-	909	31.3	531	14	473	16.3	-	-	64	2.2	232	8	1986	68.5
1985-86	34	27-7	-	-	-	885	1971	.449	-	-	-	392	555	.706	-	-	1031	30.3	676	18	490	14.4	-	-	63	1.9	236	6.9	2162	63.5
1984-85	35	27-8	-	-	-	885	1998	.443	-	-	-	362	509	.711	-	-	1048	29.9	712	30	484	13.8	-	-	74	2.1	251	7.2	2132	60.9
1983-84	29	18-11	-	-	-	751	1681	.447	-	-	-	369	521	.708	-	-	931	32.1	564	16	417	14.4	-	-	75	2.6	176	6.1	1871	64.5
1982-83	28	13-15	-	-	-	736	1587	.464	106	278	.381	471	685	.688	-	-	1011	36.1	649	23	327	11.7	-	-	84	3.0	188	6.7	2049	73.2
1981-82	26	10-16	-	-	-	641	1333	.481	-	-	-	295	427	.691	-	-	696	26.8	441	8	278	10.7	-	-	77	3.0	148	5.7	1579	60.7
1980-81	27	4-23	-	-	-	778	1558	.499	-	-	-	374	549	.681	-	-	897	33.2	503	8	346	12.8	-	-	67	2.5	200	7.4	1930	71.5
1979-80	26	8-18	-	-	-	549	1112	.494	-	-	-	460	644	.714	-	-	668	25.7	468	18	241	9.3	-	-	49	1.9	177	6.8	1558	59.9
1978-79	26	17-9	-	-	-	653	1427	.458	-	-	-	361	508	.711	-	-	864	33.2	489	9	328	12.6	-	-	43	1.7	126	4.8	1667	64.1
1977-7																														

# ANNUAL TEAM TOTALS (ACC GAMES ONLY)

## Georgia Tech • ACC Games

Year	G	W-L	Home	Away	Neutral	FG	FGA	Pct	3P	3PA	Pct	FT	FTA	Pct	OR	DR	Reb	Avg	PF	Dq	A	Avg.	TO	Avg.	Bl	Avg.	St	Avg.	Pts	Avg
2023-24	20	7-13	4-6	3-7	0-1	502	1177	.427	173	495	.349	227	309	.735	195	529	724	36.2	322	7	269	13.5	240	12.0	77	3.9	78	3.9	1404	70.2
2022-23	20	6-14	4-6	2-8	1-1	496	1201	.413	172	505	.341	171	251	.681	190	477	667	33.4	322	2	279	14.0	225	11.3	75	3.8	105	5.3	1335	66.8
2021-22	20	5-15	3-7	2-8	0-1	497	1162	.428	138	425	.325	187	267	.700	161	470	631	31.6	360	13	264	13.2	255	12.8	53	2.7	161	8.1	1319	66.0
2020-21	17	11-6	8-1	3-5	2-0	459	952	.482	128	356	.360	174	240	.725	112	269	481	28.3	252	2	270	15.9	189	11.1	61	3.6	153	9.0	1220	71.8
2019-20	20	11-9	6-4	5-5	0-0	510	1105	.462	110	323	.341	267	387	.690	202	512	714	35.7	389	16	296	14.8	321	16.1	80	4.0	140	7.0	1397	69.9
2018-19	18	6-12	4-5	2-7	0-1	397	931	.426	94	307	.306	205	306	.670	140	443	583	32.4	293	6	224	12.4	263	14.6	93	5.2	117	6.5	1093	60.7
2017-18	18	6-12	5-4	1-8	0-1	425	1015	.419	87	279	.312	207	297	.697	189	409	598	33.2	295	10	229	12.7	229	12.7	96	5.3	120	6.7	1144	63.6
2016-17	18	8-10	7-2	1-8	0-1	432	995	.434	79	256	.309	229	328	.698	150	472	622	34.6	293	4	273	15.2	240	13.3	97	5.4	117	6.5	1172	65.1
2015-16	18	8-10	5-4	3-6	1-1	462	1062	.435	96	285	.337	245	340	.721	223	446	669	37.2	330	5	227	12.6	203	11.3	77	4.3	79	4.4	1267	70.4
2014-15	18	3-15	2-7	1-8	0-1	410	1042	.393	81	274	.296	194	298	.651	176	298	670	37.2	288	3	206	11.4	228	12.7	58	3.2	109	6.1	1095	60.8
2013-14	18	6-12	3-6	3-6	1-1	413	967	.427	99	297	.333	201	302	.666	177	406	583	32.4	308	8	221	12.3	207	11.5	69	3.8	80	4.4	1126	62.6
2012-13	18	6-12	3-6	3-6	0-1	428	1036	.413	102	311	.328	172	271	.635	172	271	644	35.8	317	7	215	11.9	243	13.5	72	4.0	100	5.6	1130	62.8
2011-12	16	4-12	3-5	1-7	0-1	347	846	.410	91	272	.335	152	230	.661	175	351	526	32.9	266	2	170	10.6	216	13.5	63	3.9	86	5.4	937	58.6
2010-11	16	5-11	4-4	1-7	0-1	393	960	.409	106	334	.317	182	276	.659	209	343	552	34.5	341	4	220	13.8	224	14.0	59	3.7	153	9.6	1074	67.1
2009-10	16	7-9	6-2	1-7	3-1	415	956	.434	106	277	.383	196	317	.618	230	395	625	39.1	316	5	212	13.3	250	15.6	96	6.0	123	7.7	1132	70.8
2008-09	16	2-14	2-6	0-8	1-1	397	955	.416	99	288	.344	200	307	.651	200	307	595	37.2	334	6	226	14.1	280	17.5	89	5.6	130	8.1	1093	68.3
2007-08	16	7-9	3-5	4-4	1-1	438	931	.470	99	279	.355	263	388	.692	184	352	536	33.5	348	9	222	13.9	252	15.8	66	4.1	138	8.6	1238	77.4
2006-07	16	8-8	7-1	1-7	0-1	434	910	.477	88	256	.344	209	299	.699	205	318	523	32.7	343	9	223	13.9	242	15.1	50	3.1	144	9.0	1165	72.8
2005-06	16	4-12	4-4	0-8	0-1	411	896	.459	96	232	.414	203	299	.679	202	360	562	35.1	364	12	229	14.3	290	18.1	59	3.7	125	7.8	1121	70.1
2004-05	16	8-8	5-3	3-5	2-1	417	933	.447	82	272	.301	248	352	.705	194	403	597	37.3	342	7	225	14.1	249	15.6	72	4.5	132	8.3	1164	72.8
2003-04	16	9-7	5-3	4-4	1-1	405	903	.449	120	309	.388	280	392	.714	180	394	574	35.9	358	12	220	13.9	264	16.5	88	5.5	135	8.4	1210	75.6
2002-03	16	7-9	6-2	1-7	0-1	421	944	.446	81	249	.325	250	340	.735	198	385	583	36.4	320	7	227	14.2	234	14.6	88	5.5	113	7.1	1173	73.3
2001-02	16	7-9	4-4	3-5	0-1	424	964	.440	142	368	.386	227	322	.705	186	366	552	34.5	360	10	245	15.3	241	15.1	56	3.5	144	9.0	1217	76.1
2000-01	16	8-8	6-3	2-5	1-1	391	949	.412	132	356	.371	264	374	.706	177	384	561	35.1	347	11	230	14.4	251	15.7	70	4.4	107	6.7	1178	73.6
1999-00	16	5-11	5-3	0-8	0-1	342	890	.384	119	344	.346	212	321	.660	202	391	593	37.1	280	10	203	12.7	278	17.4	73	4.6	98	6.1	1015	63.4
1998-99	16	6-10	4-4	2-6	0-1	381	907	.420	115	344	.334	213	336	.634	192	359	551	34.4	281	8	224	14.0	279	17.4	73	4.6	98	6.1	1090	68.1
1997-98	16	6-10	3-5	3-5	0-1	403	977	.412	114	354	.322	239	346	.691	244	368	612	38.3	252	8	218	13.6	267	16.7	80	5.0	117	7.3	1159	72.4
1996-97	16	3-13	3-5	0-8	0-1	343	883	.388	101	353	.286	175	262	.668	238	296	534	33.4	258	5	170	10.6	224	14.0	50	3.1	93	5.8	962	60.1
1995-96	16	13-3	8-0	5-3	2-1	443	924	.479	140	355	.394	265	367	.722	191	390	581	46.3	254	6	270	16.9	213	13.3	60	3.8	112	7.0	1291	80.7
1994-95	16	8-8	6-2	2-6	0-1	440	978	.450	102	278	.367	200	272	.735	202	334	537	33.6	241	3	252	15.8	205	12.8	42	2.6	101	6.3	1182	73.9
1993-94	16	7-9	5-3	2-6	0-1	447	962	.465	113	291	.388	222	316	.703	215	356	571	35.7	257	5	284	17.8	210	13.1	44	2.8	109	6.8	1229	76.8
1992-93	16	8-8	4-4	4-4	3-0	462	942	.490	84	201	.418	171	242	.707	193	404	597	37.3	245	2	297	18.6	255	15.9	70	4.4	98	6.1	1179	73.7
1991-92	16	8-8	5-3	3-5	1-1	476	1012	.470	87	248	.351	199	293	.679	233	408	641	40.1	280	7	282	17.6	-	-	72	4.5	102	6.4	1238	77.4
1990-91	14	6-8	4-3	2-5	0-1	420	913	.460	83	236	.352	177	252	.702	169	321	541	38.6	241	6	218	15.6	-	-	53	3.8	96	6.9	1100	78.6
1989-90	14	8-6	5-2	3-4	3-0	437	911	.480	80	209	.383	228	302	.755	-	-	532	38.0	253	13	245	17.5	-	-	52	3.7	102	7.3	1210	86.4
1988-89	14	8-6	6-1	2-5	0-1	402	829	.485	62	179	.346	193	266	.726	-	-	473	33.8	256	6	254	18.1	-	-	25	1.8	77	5.5	1063	75.9
1987-88	14	8-6	5-2	3-4	0-1	440	878	.501	64	165	.388	190	269	.706	-	-	493	35.2	215	3	291	20.8	-	-	28	2.0	78	5.6	1134	81.0
1986-87	14	7-7	4-3	3-4	0-1	380	756	.503	37	74	.500	200	260	.769	-	-	434	31.0	241	-	232	16.6	-	-	32	2.3	90	6.4	995	71.1
1985-86	14	11-3	6-1	5-2	2-1	384	724	.530	-	-	-	227	310	.732	-	-	437	31.2	229	-	257	18.4	-	-	56	4.0	80	5.7	995	71.1
1984-85	14	9-5	5-2	4-3	3-0	332	730	.454	-	-	-	188	276	.681	-	-	449	32.1	220	-	205	14.6	-	-	42	3.0	76	5.4	912	65.1
1983-84	14	6-8	5-2	1-6	0-1	367	784	.468	-	-	-	178	250	.712	-	-	418	29.9	298	-	224	16.0	-	-	38	2.7	94	5.2	912	65.1
1982-83	14	4-10	4-3	0-7	1-1	322	749	.430	-	-	-	208	288	.722	-	-	450	32.1	314	-	159	11.4	-	-	39	2.8	76	5.4	920	65.7



# ANNUAL TEAM TOTALS (ACC GAMES ONLY)

## Opponents • ACC Games

Year	G	W-L	Att.	Dates	Avg.	FG	FGA	Pct	3P	3PA	Pct	FT	FTA	Pct	OR	DR	Reb	Avg	PF	Dq	A	Avg.	TO	Avg.	Bl	Avg.	St	Avg.	Pts	Avg
2023-24	20	13-7	56086	10	5609	543	1238	.439	160	468	.342	292	383	.762	208	500	708	35.4	302	6	299	15	159	8.0	62	3.1	132	6.6	1538	76.9
2022-23	20	6-14	52413	10	5241	533	1155	.461	136	421	.323	264	342	.772	181	541	722	36.1	288	4	308	15.4	202	10.1	72	3.6	121	6.1	1466	73.3
2021-22	20	5-15	51251	10	5125	519	1142	.454	145	441	.329	279	370	.754	191	541	732	36.6	280	4	314	15.7	266	13.3	65	3.3	132	6.6	1462	73.1
2020-21	17	11-6	10800	9	1200	428	931	.460	112	314	.357	176	251	.701	162	412	574	33.8	236	7	239	14.1	259	15.2	47	2.8	99	5.8	1144	67.3
2019-20	20	11-9	61068	10	6107	476	1152	.413	112	384	.292	320	442	.724	215	441	656	32.8	351	13	247	12.4	254	12.7	82	4.1	159	8.0	1384	69.2
2018-19	18	6-12	61104	9	6789	438	1071	.409	131	434	.302	241	332	.726	227	447	674	37.4	296	4	276	15.3	203	11.3	69	3.8	126	7.0	1248	69.3
2017-18	18	6-12	70668	9	7852	443	1010	.439	123	316	.389	238	327	.728	192	434	626	34.8	296	7	257	14.3	211	11.7	60	3.3	122	6.8	1247	69.3
2016-17	18	8-10	64784	9	7198	437	1074	.407	142	407	.349	222	316	.703	195	461	656	36.4	295	4	232	12.9	214	11.9	76	4.2	128	7.1	1238	68.8
2015-16	18	8-10	62803	9	6978	461	1033	.446	90	291	.309	283	375	.755	177	413	590	32.8	319	9	225	12.5	171	9.5	48	2.7	89	4.9	1295	71.9
2014-15	18	3-15	59556	9	6617	441	978	.451	99	290	.341	205	302	.679	162	248	590	32.8	290	4	242	13.4	207	11.5	79	4.4	122	6.8	1186	65.9
2013-14	18	6-12	64103	9	7123	434	972	.447	102	295	.346	250	350	.714	173	423	596	33.1	282	4	220	12.2	164	9.1	61	3.4	100	5.6	1220	67.8
2012-13	18	6-12	68633	9	7626	431	1013	.425	101	307	.329	244	357	.683	183	451	634	35.2	260	2	215	11.9	243	13.5	89	4.9	126	7.0	1207	67.1
2011-12	16	4-12	49552	8	6194	358	828	.432	113	291	.388	219	295	.742	144	358	502	31.4	246	4	201	12.6	172	10.8	58	3.6	96	6.0	1048	65.5
2010-11	16	5-11	51921	8	6490	359	796	.451	96	235	.409	288	411	.701	151	398	549	34.3	274	1	194	12.1	260	16.3	48	3.0	110	6.9	1102	68.9
2009-10	16	7-9	69968	8	8746	398	963	.413	111	311	.357	239	370	.646	236	374	610	38.1	300	5	225	14.1	231	14.4	63	3.9	123	7.7	1146	71.6
2008-09	16	2-14	62308	8	9191	407	961	.424	109	326	.334	294	401	.733	205	413	618	38.6	283	5	232	14.5	250	15.6	43	2.7	143	8.9	1217	76.1
2007-08	16	7-9	73528	8	9191	423	935	.452	90	310	.290	305	424	.719	226	362	588	36.8	344	11	205	12.8	263	16.4	54	3.4	124	7.8	1241	77.6
2006-07	16	8-8	73528	8	9191	384	809	.475	94	273	.344	289	395	.732	161	314	475	29.7	294	9	225	14.1	251	15.7	51	3.2	112	7.0	1151	71.9
2005-06	16	4-12	73528	8	9191	402	887	.453	94	260	.362	291	424	.686	199	333	532	33.2	297	4	257	16.1	237	16.1	38	2.4	138	8.6	1189	74.3
2004-05	16	8-8	73528	8	9191	394	957	.412	110	333	.330	276	415	.665	228	378	606	37.9	337	3	212	13.3	230	14.4	71	4.4	126	7.9	1174	73.4
2003-04	16	9-7	73528	8	9191	390	957	.408	112	348	.322	283	417	.679	242	374	616	38.5	333	8	223	13.9	265	16.8	68	4.3	119	7.4	1175	73.4
2002-03	16	7-9	72217	8	9027	404	938	.431	99	277	.357	239	343	.697	196	369	565	35.3	318	8	226	14.1	227	14.2	70	4.4	120	7.5	1146	71.6
2001-02	16	7-9	48540	8	6068	418	914	.457	120	335	.358	290	417	.695	196	396	592	37.0	295	4	272	17.0	253	15.8	55	3.4	118	7.4	1246	77.9
2000-01	16	8-8	71952	8	8994	423	968	.437	104	310	.335	296	416	.712	210	434	644	40.2	326	11	249	15.6	249	15.6	68	4.3	106	6.6	1246	77.9
1999-00	16	5-11	62813	8	7852	407	945	.431	91	247	.368	225	319	.705	190	396	586	36.6	336	12	234	14.6	212	13.3	35	2.2	135	8.4	1130	70.6
1998-99	16	6-10	59748	8	7469	460	1020	.451	89	261	.341	208	293	.710	228	400	628	39.2	319	18	251	15.7	256	16.0	60	3.8	159	9.9	1217	76.1
1997-98	16	6-10	71530	8	8941	445	1003	.444	105	284	.370	199	308	.646	232	371	603	37.7	310	6	256	16.0	236	14.8	62	3.9	132	8.3	1194	74.6
1996-97	16	3-13	68777	8	8597	394	826	.477	85	223	.381	198	294	.673	183	343	526	32.9	274	7	227	14.2	205	12.8	45	2.8	116	7.3	1071	66.9
1995-96	16	13-3	84156	8	10520	449	1042	.431	117	323	.362	170	257	.661	252	333	585	36.6	294	7	259	16.2	205	12.8	57	3.6	111	6.9	1185	74.1
1994-95	16	8-8	77711	8	9714	437	936	.467	119	308	.386	192	259	.741	192	369	561	35.1	268	5	267	16.7	241	15.1	57	3.6	117	7.3	1185	74.1
1993-94	16	7-9	73504	8	9188	461	1030	.448	106	270	.393	190	279	.681	256	351	607	37.9	278	7	272	17.0	206	12.9	52	3.3	108	6.8	1218	76.1
1992-93	16	8-8	73980	8	9248	465	1064	.437	81	275	.295	186	290	.641	251	329	580	36.3	231	5	268	16.8	188	11.8	57	3.6	135	8.4	1197	74.8
1991-92	16	8-8	75959	8	9495	467	1052	.444	81	235	.345	206	329	.626	236	356	592	37.0	276	5	275	17.2	-	-	51	3.2	143	8.9	1223	76.4
1990-91	14	6-8	67576	7	9654	406	916	.443	84	221	.380	211	281	.751	188	343	531	37.9	237	3	251	17.9	-	-	60	4.3	100	7.1	1107	79.1
1989-90	14	8-6	67125	7	9589	427	936	.456	108	264	.409	208	281	.740	-	-	522	37.3	262	9	267	19.1	-	-	45	3.2	110	7.9	1142	81.6
1988-89	14	8-6	61666	7	8738	406	835	.486	58	167	.347	199	282	.706	-	-	481	34.4	253	8	254	18.1	-	-	29	2.1	89	6.4	1069	76.4
1987-88	14	8-6	65839	7	9406	450	946	.476	64	203	.315	139	191	.728	-	-	507	36.2	242	5	284	20.3	-	-	28	2.0	68	4.9	1103	78.8
1986-87	14	7-7	-	-	-	389	798	.487	60	157	.382	172	237	.726	-	-	414	29.6	259	-	203	14.5	-	-	32	2.3	126	9.0	1011	72.2
1985-86	14	11-3	-	-	-	382	834	.458	-	-	-	159	224	.710	-	-	433	30.9	275	-	207	14.8	-	-	34	2.4	89	6.4	923	65.9
1984-85	14	9-5	-	-	-	369	761	.485	-	-	-	152	206	.738	-	-	396	28.3	245	-	198	14.1	-	-	31	2.2	98	7.0	831	59.4
1983-84	14	6-8	-	-	-	368	764	.482	-	-	-	232	313	.741	-	-	479	34.2	253	-	219	15.6	-	-	43	3.1	79	5.6	968	69.1
1982-83	14	4-10	-	-	-	360	781	.461	-	-	-	250	355	.704	-	-	507	36.2	291	-	166	11.9	-	-	50	3.6	87	6.2	1032	73.7

# SINGLE-GAME RECORDS

## Tech • Team

**Most points in a game:** 135 vs. Loyola Marymount (GT 135-94), 12-22-1990  
**Most points in a game, both teams:** 243 vs. Georgia State (GSU 123-120, 4ot), 1-25-2020; [regulation game - 229 vs. Loyola Marymount (GT 135-94), 12-22-1990]  
**Most points in a loss:** 120 vs. Georgia State (GSU 123-120, 4 ot), 11-25-2020  
**Most points in a half:** 82 vs. Loyola Marymount (2nd), 12-22-1990  
**Most points in first half:** 65 vs. Wofford, 11-29-1982  
**Most points in a second half:** 82 vs. Loyola Marymount, 12-22-1990  
**Most points in one OT period:** 18 vs. NC State, 2-25-1996  
**Most points in all OT periods:** 43 vs. Georgia State (4 ot), 11-25-2020  
**Fewest points:** 3 vs. Vanderbilt (Vanderbilt 28, GT 3), 2-27-1920  
**Largest victory margin:** 59 vs. USC-Aiken (GT 119, USC-Aiken 60), 11-25-1985  
**Largest defeat margin:** 69 by Georgia (Georgia 78, GT 9), 1-22-1909  
**Most field goals:** 52 vs. Furman, 2-8-1966; USC-Aiken, 11-25-1985  
**Most field goal attempts:** 120 vs. Tampa, 1-2-1953  
**Highest field goal percentage:** .729 (35-48) vs. Presbyterian, 11-30-1981  
**Lowest field goal percentage:** .200 (13-65) vs. Arkansas, 11-30-1961  
**Most 3-point field goals:** 18 (in 40 att.) at Syracuse, 2-28-2023  
**Most 3-point field goal attempts:** 40 (made 18) at Syracuse, 2-28-2023  
**Highest 3-point field goal percentage:** .778 (7-9) vs. Texas, 11-27-1991; vs. Maryland, 2-17-1988; vs. Louisville, 1-6-1988  
**Most free throws:** 46 vs. Furman, 12-2-1972  
**Most free throw attempts:** 59 vs. Georgia State (4ot), 11-25-2020 [regulation game - 56 vs. Furman, 12-22-1971]  
**Highest free throw percentage:** 1.000 vs. Maryland (18-18), 2-2-1985  
**Lowest free throw percentage:** .231 (3-13) vs. Virginia, 2-8-2014  
**Most rebounds:** 77 vs. Baylor, 12-4-1958  
**Most personal fouls:** 38 (2ot) vs. Wake Forest, 3-8-2007; 37 (regulation) vs. Yale, 12-28-1973  
**Most assists:** 34 vs. Youngstown State, 12-29-1993  
**Most blocked shots:** 16 vs. Southern, 11-14-2016  
**Most steals:** 24 vs. Florida A&M, 11-26-1994  
**Fewest turnovers:** 4 at Pittsburgh, 2-21-2023; Tulane, 11-9-2012; vs. LSU, 3-17-1990; Wake Forest, 2-13-1988

## Tech • Individual

**Most points:** 50, Kenny Anderson vs. Loyola Marymount, 12-22-1990  
**Most field goals:** 18, Kenny Anderson vs. Loyola Marymount, 12-22-1990; Rich Yunkus vs. Florida State, 1-24-1970; Yunkus vs. Georgia State, 2-17-1970; Pres Judy vs. Florida State, 2-25-1967  
**Most field goal attempts:** 32, Dennis Scott vs. LSU, 3-17-1990; Sammy Drummer vs. DePaul, 1-2-1979  
**Highest field goal percentage (min. 10 attempts):** 1.000 (10-10), Matt Geiger vs. Clemson, 3-8-1992  
**Most 3-point field goals:** 11, Dennis Scott vs. Houston, 12-28-1988  
**Most 3-point field goal attempts:** 19, Dennis Scott vs. Houston, 12-28-1988  
**Highest 3-point field goal percentage (min. 5 attempts):** 1.000 (5-5), Tony Akins vs. Davidson, 12-19-2001  
**Most free throws:** 19, Tom Hammonds vs. Iowa State, 3-18-88; Rich Yunkus vs. North Carolina, 2-14-1970  
**Most free throw attempts:** 22, Kenny Anderson vs. Georgia, 12-19-1990; Moses Wright vs. Georgia State, 11-25-2020  
**Highest free throw percentage (most attempts):** 1.000 (15-15), Roger Kaiser vs. Oklahoma City, 2-14-1959  
**Most rebounds:** 26, Jim Caldwell vs. Georgia, 12-2-1963  
**Most assists:** 19, Craig Neal vs. Duke, 12-28-1988  
**Most steals:** 9, Jose Alvarado vs. NC State, 1-25-2020  
**Most blocked shots:** 11, Alvin Jones vs. Winthrop, 11-24-1997

## By Opponent • Team

**Most points in a game:** 123 by Georgia State (GSU 123-120, 4ot), 11-25-2020 [regulation game - 121 by UCLA (UCLA 121-90), 12-27-1969]  
**Most points in a Tech win:** 108 by Clemson (GT 111-108), 1-24-2001; Florida State (GT 111-108, 2ot), 2-11-1999  
**Most points in a half:** 67 by Illinois (1st), 11-23-2001  
**Most points in first half:** 67 by Illinois, 11-23-2001  
**Most points in one OT period:** 24 by Clemson, 2-5-1992  
**Most points in all OT periods:** 46 by Georgia State (4ot), 11-25-2020  
**Fewest points:** 6 by Auburn (GT 21-6), 2-27-1914  
**Most field goals:** 49 by UCLA, 12-27-1969; NC State, 2-10-1973  
**Most field goal attempts:** 103 by Loyola Marymount, 12-22-1990  
**Highest field goal percentage:** .700 (28-40) by North Carolina, 1-23-1982  
**Lowest field goal percentage:** .163 (13-80) by Kentucky, 1-2-1960  
**Most 3-point field goals:** 16 by Duke (31 attempts), 1-4-2017  
**Most 3-point field goal attempts:** 41 by NC State (made 12), 1-24-2004  
**Highest 3-point field goal percentage (min. 10 attempts):** .786 (11-14) by Clemson, 1-12-2011  
**Most free throws:** 41 by Maryland, 1-25-2006  
**Most free throw attempts:** 52 by Rice, 12-16-1963  
**Lowest free throw percentage:** .250 (4-16) by George Washington, 3-18-2005  
**Most rebounds:** 68 by Tennessee, 1-24-1959  
**Most assists:** 28 by Maryland, 2-16-2000  
**Most blocked shots:** 13 by Duke, 2-5-2005  
**Most steals:** 18 by Maryland, 2-21-1999

## By Opponent • Individual

**Most points:** 48, Rodney Monroe of NC State, 1-13-1991  
**Most field goals:** 18, Evers Burns of Maryland, 2-6-1993  
**Most field goals attempted:** 37, Rodney Monroe of NC State, 1-13-1991  
**Most 3-point field goals:** 10, Keke Hicks of Coastal Carolina, 11-28-1994  
**Most 3-point field goals attempted:** 18, Keke Hicks of Coastal Carolina, 11-28-1994  
**Most free throws:** 17, Garrison Brooks of North Carolina, 1-4-2020  
**Most free throws attempted:** 19, Tony Windis of Wyoming, 12-22-1958; Tyler Hansbrough, North Carolina, 2-15-2006  
**Most rebounds:** 26, Bob Lienhard of Georgia, 12-7-1967  
**Most assists:** 15, Chris Corchiani of NC State, 2-20-1988; Ishmael Smith of Wake Forest, 3-8-2007  
**Most blocked shots:** 8, Cedric Lewis of Maryland, 2-13-1991  
**Most steals:** 9, Derrick Phelps of North Carolina, 2-2-1992

## 30-Point Games

50	Kenny Anderson vs. Loyola Marymount (12-22-1990)
47	Rich Yunkus vs. Furman (1-15-1970)
47	Rich Yunkus vs. North Carolina (2-14-1970)
42	Dennis Scott vs. Pittsburgh (12-4-1989)
42	Kenny Anderson vs. Howard (1-2-1991)
41	Rich Yunkus at Tulane (3-1-1969)
41	Rich Yunkus vs. Florida State (1-24-1970)
41	Kenny Anderson vs. Villanova (12-28-1990)
40	Pres Judy vs. Florida State (2-25-1967)
40	Rich Yunkus vs. Georgia State (2-17-1970)
40	Rich Yunkus at Georgia (12-4-1970)
40	Tom Hammonds vs. Georgia State (1-10-1989)
40	Dennis Scott vs. Minnesota (3-25-1990)
40	Kenny Anderson vs. Georgia (12-19-1990)
39	Pete Silas at Furman (1-31-1953)
39	Jim Wood vs. Georgia (3-5-1975)
39	Dennis Scott vs. Houston (12-28-1988)
38	Roger Kaiser at Kentucky (1-7-1961)
38	Rich Yunkus at UCLA (12-27-1969)
38	Josh Okogie vs. Tulane (11-26-2016)
37	Roger Kaiser vs. Georgia Southern (2-13-1960)
37	Pres Judy vs. NC State (1-14-1967)
37	Rich Yunkus at UTEP (12-20-1968)
37	Rich Yunkus at Florida State (2-21-1970)
37	Rich Yunkus vs. Georgia (2-3-1971)
37	Rich Yunkus vs. Auburn (1-14-1971)
37	Sammy Drummer vs. Campbell (2-26-1979)
37	Dennis Scott vs. North Carolina (2-1-1990)
37	Michael Devoe at Georgia (11-19-2021)
36	Phil Wagner vs. Tulane (1-6-1968)
36	Rich Yunkus vs. Jacksonville (2-26-1970)
36	Rich Yunkus vs. Auburn (1-17-1970)
36	Sammy Drummer at Memphis (1-16-1979)
36	Dennis Scott at Wake Forest (1-6-1990)
36	Dennis Scott at Duke (1-28-1990)
36	Dennis Scott vs. Maryland (2-13-1990)
36	Dennis Scott vs. East Tennessee State (3-15-1990)
36	James Forrest vs. Maryland (1-4-1994)
36	B.J. Elder vs. Clemson (1-27-2004)
36	Miles Kelly at Louisville (2/10/2024)
35	Jim Caldwell vs. Texas Tech (12-30-1964)
35	Rich Yunkus vs. Clemson (1-6-1971)
35	Sammy Drummer at Seton Hall (11-24-1978)
35	Brook Steppe vs. Virginia Tech (12-22-1979)
35	Brook Steppe vs. Duke (2-20-1982)
35	Will Bynum vs. North Carolina (3-12-2005)
35	Josh Okogie vs. Florida State (1-25-2017)
34	Joe Helms vs. Mississippi State (1-14-1956)
34	Jim Caldwell at Furman (1-9-1965)
34	Duane Ferrell at Clemson (3-5-1988)
34	Dennis Scott vs. Notre Dame (2-25-1989)
34	Brian Oliver vs. North Carolina (2-1-1990)
34	Brian Oliver vs. Clemson (3-3-1990)
34	Gani Lawal vs. Penn State (12-3-2008)
34	Michael Devoe at Georgia (11-20-2019)
33	Terry Randall vs. Furman (12-6-1966)
33	Jim Caldwell vs. Florida State (2-15-1964)
33	Rich Yunkus at Florida State (2-18-1969)
33	Rich Yunkus at Auburn (12-19-1970)
33	Brook Steppe at Georgia Southern (2-13-1982)
33	Mark Price vs. Virginia (3-12-1983)
33	Yvon Joseph vs. Central Michigan (12-17-1983)
33	Tom Hammonds vs. Iowa State (3-18-1988)
33	Brian Oliver vs. North Carolina A&T (12-11-1989)
33	Dennis Scott vs. Coastal Carolina (12-19-1990)
33	Dennis Scott at North Carolina (2-28-1990)
33	Malcolm Mackey vs. Morgan State (11-27-1990)
33	Kenny Anderson at Virginia (2-19-1991)
33	Dion Glover vs. Seton Hall (3-11-1998)
33	Tony Akins at Florida State (2-21-2000)
33	Marvin Lewis vs. Florida State (1-14-2003)
33	Moses Wright at Syracuse (2-22-2020)
33	Michael Devoe vs. Wisconsin (12-1-2021)
32	Bud Blenker vs. Alabama (2-2-1957)
32	Roger Kaiser vs. Vanderbilt (1-16-1960)
32	Rich Yunkus vs. Jacksonville (1-6-1969)
32	Rich Yunkus at Georgia (12-5-1968)
32	Rich Yunkus at Tulane (2-23-1970)
32	Rich Yunkus vs. Tampa (2-26-1971)
32	Bob Murphy vs. Furman (12-22-1971)
32	Brook Steppe vs. Seton Hall (2-2-1980)
32	Sammy Drummer at Davidson (12-21-1977)
32	Dennis Scott vs. Georgia (12-16-1989)
32	Kenny Anderson vs. Pittsburgh (12-28-1989)
32	Dennis Scott at Clemson (1-25-1990)
32	Kenny Anderson at Notre Dame (2-24-1990)
32	Kenny Anderson vs. Fordham (12-8-1990)
32	Kenny Anderson vs. Wake Forest (1-6-1991)
32	Kenny Anderson vs. Clemson (1-24-1991)
32	Kenny Anderson vs. Duke (1-30-1991)
32	Jon Barry vs. Florida State (1-23-1992)
32	Travis Best vs. Georgia State (12-4-1993)
32	Travis Best vs. East Carolina (12-3-1994)
32	Michael Maddox vs. North Carolina (2-8-1998)
32	Shaun Fein vs. Wofford (11-17-2000)
32	Lewis Clinch vs. Clemson (3-12-2009)
32	Brian Oliver vs. Syracuse (11-27-2010)
31	Roger Kaiser vs. Furman (12-3-1960)
31	Dave Clark at NC State (2-12-1966)
31	Rich Yunkus at Pittsburgh (2-9-1970)
31	Rich Yunkus at Georgia (2-4-1970)
31	Bob Seemer vs. Georgia (12-3-1969)
31	Tico Brown vs. Memphis State (1-17-1977)
31	Lenny Horton vs. Wake Forest (1-26-1980)
31	Mark Price vs. NC State (2-3-1983)
31	Mark Price at Virginia (2-14-1983)
31	Duane Ferrell at DePaul (2-22-1987)
31	Dennis Scott at George Washington (12-3-1988)
31	Tom Hammonds vs. Maryland (2-4-1989)
31	Dennis Scott vs. Duke (3-10-1990)
31	Brian Oliver vs. Duke (3-10-1990)
31	Kenny Anderson vs. Michigan State (3-23-1990)
31	Kenny Anderson vs. DePaul (3-15-1991)
31	Malcolm Mackey vs. Georgia State (12-14-1991)
31	Matt Harpring at Florida State (2-18-1998)
31	Jason Floyd vs. Charleston Southern (11-16-1998)
31	Jason Floyd vs. Mount St. Mary's (12-30-1998)
31	Anthony Morrow at Tennessee State (1-11-2007)
31	Moses Wright vs. Georgia State (11-25-2020)
31	Moses Wright vs. Syracuse (2-27-2021)
30	Jim Nolan at Kentucky (2-21-1948)
30	Roger Kaiser vs. LSU (2-8-1960)
30	Mike Tomasiovich vs. Tulane (2-12-1962)
30	Jim Caldwell vs. VMI (1-18-1965)
30	Phil Wagner vs. Georgia (12-7-1967)
30	Rich Yunkus vs. SMU (12-2-1970)
30	Rich Yunkus at Jacksonville (2-8-1969)
30	Rich Yunkus at Clemson (1-20-1971)
30	Tico Brown at East Carolina (12-17-1979)
30	Sammy Drummer vs. Southern Mississippi (1-9-1978)
30	Sammy Drummer at Georgia (1-11-1978)
30	Mark Price vs. NC State (2-2-1983)
30	Tom Hammonds at Wake Forest (2-13-1988)
30	Tom Hammonds vs. East Carolina (1-4-1989)
30	Tom Hammonds at Wake Forest (1-7-1989)
30	Dennis Scott vs. Richmond (11-28-1989)
30	Dennis Scott vs. Pittsburgh (12-28-1989)
30	Dennis Scott vs. Duke (1-11-1990)
30	Dennis Scott at Louisville (2-10-1990)
30	Dennis Scott vs. LSU (3-17-1990)
30	Kenny Anderson vs. Minnesota (3-25-1990)
30	Kenny Anderson at Maryland (2-13-1991)
30	James Forrest vs. Georgia State (12-12-1992)
30	James Forrest vs. Coastal Carolina (11-28-1994)
30	Travis Best vs. Maryland (2-4-1995)
30	Drew Barry at North Carolina (2-10-1996)
30	Matt Harpring at Virginia (2-21-1996)
30	Matt Harpring vs. Coastal Carolina (12-17-1997)
30	Matt Harpring vs. North Carolina (2-8-1998)
30	Jason Collier at Florida State (2-11-1999)
30	B.J. Elder vs. North Carolina (2-10-2004)
30	Will Bynum vs. Wake Forest (1-27-2005)
30	Thaddeus Young vs. Wake Forest (3-8-2007)
30	Matt Causey vs. Virginia Tech (1-19-2008)
30	Lewis Clinch vs. Miami (3-4-2009)
30	Iman Shumpert vs. North Carolina (1-16-2010)
30	Iman Shumpert vs. North Carolina (1-16-2011)
30	Adam Smith at Pittsburgh (1-6-2016)
30	Marcus Georges-Hunt vs. Wake Forest (2-10-2016)
30	Josh Okogie vs. Miami (1-3-2018)
30	Jordan Usher vs. Georgia State (12-21-2021)
30	Michael Devoe at Virginia Tech (2-2-2022)
30	Jordan Usher vs. Boston College (3-5-2022)
30	Miles Kelly at Syracuse (2-28-2023)

## Rebounds

26	Jim Caldwell vs. Georgia (12-2-1963)
24	Pete Silas at Furman (1-31-1953)
23	Jim Caldwell vs. Mississippi State (1-25-1965)
22	Dick Lenholt vs. Georgia (2-17-1955)
22	Dave Denton vs. Kentucky (1-27-1958)
21	Frank Inman vs. Florida (2-23-1959)
21	Jim Caldwell vs. Mississippi (1-11-1964)
21	Jim Caldwell vs. Georgia (1-21-1964)
20	Bill Cohen vs. LSU (2-13-1956)
20	Jim Caldwell vs. Florida State (2-15-1964)
20	Jim Caldwell at Ohio State (1-2-1965)
20	Mike Green vs. St. Bonaventure (12-28-1974)
19	Pete Silas at Mississippi (2-7-1953)
19	Lenny Cohen vs. Duke (11-30-1956)
19	Dave Denton vs. Tulane (2-8-1958)
19	Alan Nass vs. Georgia (12-1-1960)
19	Jim Caldwell at Furman (12-3-1962)
19	Jim Caldwell vs. Vanderbilt (2-13-1963)
19	Jim Caldwell at Furman (1-9-1965)
19	Jim Wood vs. Presbyterian (1-24-1975)
19	Ivano Newbill vs. Tulane (12-27-1990)
19	Malcolm Mackey vs. Ohio State (3-17-1991)
19	Matt Geiger vs. St. Bonaventure (12-27-1991)
19	Alvin Jones vs. Iowa (12-27-1998)
19	Charles Mitchell at Clemson (2-13-2016)
19	Moses Wright vs. Georgia State (11-25-2020)
19	Baye Ndongo vs. Penn State (12/16/2023)

*! performances vacated by the NCAA Committee on Infractions*

# SINGLE-GAME HIGHS

## 20 Points/20 Rebounds

- 39/24 Pete Silas at Furman (1-31-1953)
- 33/20 Jim Caldwell vs. Florida State (2-15-1964)
- 29/23 Jim Caldwell vs. Mississippi State (1-25-1965)

## Field Goals

- 18 Rich Yunkus vs. Georgia State (2-17-1970)
- 18 Rich Yunkus vs. Florida State (1-24-1970)
- 18 Pres Judy at Florida State (2-24-1968)
- 18 Kenny Anderson vs. Loyola Marymount (12-22-1990)
- 17 Pete Silas at Furman (1-31-1953)
- 17 Rich Yunkus at Tulane (3-1-1969)
- 17 Rich Yunkus vs. Furman (1-15-1970)
- 17 Roger Kaiser vs. Georgia Southern (2-13-1960)
- 16 Rich Yunkus at Georgia (12-4-1970)
- 16 Rich Yunkus vs. Georgia (2-3-1971)
- 16 Rich Yunkus at UCLA (12-27-1969)
- 16 Jim Wood vs. Georgia (3-5-1975)
- 16 James Forrest vs. Maryland (1-4-1994)
- 15 Last: Gani Lawal vs. Penn State (12-3-2008)

## Field Goal Attempts

- 32 Sammy Drummer at DePaul (1-2-1979)
- 32 Dennis Scott vs. LSU (3-17-1990)
- 31 Jim Caldwell vs. Texas Tech (12-30-1964)
- 30 Sammy Drummer at Georgia (1-11-1978)
- 29 Pete Silas at Tampa (1-2-1953)
- 29 Rich Yunkus at UTEP (12-20-1968)
- 29 Rich Yunkus at SMU (12-10-1969)
- 29 Rich Yunkus at UCLA (12-27-1969)
- 29 Kenny Anderson vs. Howard (1-2-1991)
- 28 Last: Glen Rice vs. Florida State (2-10-2011)

## 3-Point Field Goals

- 11 Dennis Scott vs. Houston (12-28-1988)
- 9 Dennis Scott at North Carolina (1-28-1989)
- 9 Drew Barry at North Carolina (2-10-1996)
- 9 Tony Akins at Florida State (2-21-2000)
- 9 Lewis Clinch vs. Miami (3-4-2009)
- 8 Mark Price vs. Virginia (3-12-1983)
- 8 Dennis Scott vs. Georgia State (1-12-1988)
- 8 Dennis Scott vs. Pittsburgh (12-4-1989)
- 8 Fred Vinson at North Carolina (2-12-1994)
- 8 Adam Smith at Pittsburgh (1-6-2016)
- 7 Dennis Scott vs. Coastal Carolina (11-28-1988)
- 7 Dennis Scott vs. North Carolina (3-1-1989)
- 7 Brian Oliver vs. Wake Forest (2-7-1990)
- 7 Dennis Scott vs. Maryland (2-13-1990)
- 7 Dennis Scott at North Carolina (2-28-1990)
- 7 Dennis Scott vs. Minnesota (3-25-1990)
- 7 Dennis Scott vs. UNLV (3-31-1990)
- 7 Kenny Anderson vs. Howard (1-2-1991)
- 7 Jon Barry at Wake Forest (1-18-1992)
- 7 Shaun Fein vs. Wake Forest (11-17-2000)
- 7 Shaun Fein at Clemson (1-24-2001)
- 7 B.J. Elder vs. North Carolina (2-10-2004)
- 7 B.J. Elder vs. Michigan (11-30-2004)
- 7 Anthony Morrow at Michigan State (11-30-2005)
- 7 Anthony Morrow vs. Winston-Salem State (1-3-2007)
- 7 Matt Causey vs. Virginia Tech (1-19-2008)
- 7 Lewis Clinch vs. Florida State (3-13-2009)
- 7 Michael Devoe vs. Miami (2-20-2021)
- 7 Tristan Maxwell at Boston College (1-12-2022)
- 7 Miles Kelly at Syracuse (2-28-2023)
- 7 Lance Terry at Syracuse (2-28-2023)
- 7 Miles Kelly vs. Notre Dame (1/9/2024)
- 7 Miles Kelly at Miami (2/24/2024)

## 3-Point Field Goal Attempts

- 19 Dennis Scott vs. Houston (12-28-1988)
- 19 Dennis Scott at North Carolina (1-28-1989)
- 19 Lewis Clinch vs. Florida State (3-13-2009)
- 19 Drew Barry at North Carolina (2-10-1996)
- 19 Kenny Anderson vs. Howard (1-2-1991)
- 16 Lewis Clinch vs. Miami (3-4-2009)
- 15 Dennis Scott vs. North Carolina (3-10-1989)
- 15 Dennis Scott at North Carolina (2-28-1990)
- 15 Lewis Clinch at North Carolina (2-28-2009)
- 15 Miles Kelly vs. Notre Dame (1/9/2024)

## Free Throws

- 19 Rich Yunkus vs. North Carolina (2-14-1970)
- 19 Tom Hammonds vs. Iowa State (3-18-1988)
- 18 Frank Samoylo vs. Georgia (2-2-1972)
- 18 Kenny Anderson vs. Georgia (12-19-1990)
- 17 Gani Lawal at Charlotte (1-2-1991)
- 17 Bobby Kimmel vs. Canisius (12-31-1955)
- 17 Roger Kaiser vs. Kentucky (1-25-1960)
- 17 Rich Yunkus vs. Jacksonville (2-26-1970)
- 17 Peanut Murphy vs. Furman (12-22-1971)
- 15 Last: Marcus Georges-Hunt vs. Clemson (3-9-2016)

## Free Throw Attempts

- 22 Moses Wright vs. Georgia State (11-25-2020)
- 22 Kenny Anderson vs. Georgia (12-19-1990)
- 21 Tom Hammonds vs. Iowa State (3-18-1988)
- 21 Jeremis Smith at Georgia (12-7-2005)
- 20 Bobby Kimmel vs. Canisius (12-31-1955)
- 20 Rich Yunkus vs. North Carolina (2-14-1970)

- 20 Rich Yunkus vs. Jacksonville (2-26-1970)
- 20 Frank Samoylo vs. Georgia (2-2-1972)
- 20 Gani Lawal at Charlotte (1-2-2010)
- 19 Terry Randall at Kentucky (1-5-1957)
- 19 Roger Kaiser vs. Kentucky (1-30-1961)
- 19 Peanut Murphy vs. Furman (12-22-1971)
- 19 Alvin Jones vs. Charleston Southern (11-16-1998)
- 19 Gani Lawal at Chattanooga (12-14-2009)

## Assists

- 19 Craig Neal vs. Duke (2-28-1988)
- 18 Kenny Anderson vs. Pittsburgh (12-28-1989)
- 17 Craig Neal vs. Virginia (2-25-1988)
- 17 Kenny Anderson vs. North Carolina (2-1-1990)
- 14 Mark Price vs. Monmouth (1-17-1985)
- 14 Craig Neal at Duke (2-3-1988)
- 14 Craig Neal at Maryland (2-8-1988)
- 14 Craig Neal at NC State (2-20-1988)
- 14 Brian Oliver vs. Clemson (1-25-1989)
- 13 Steve Sherbak vs. Oklahoma City (2-28-1973)
- 13 Craig Neal vs. North Carolina A&T (1-14-1987)
- 13 Craig Neal vs. Maryland (2-17-1988)
- 13 Kenny Anderson vs. Fordham (2-15-1990)
- 13 Kenny Anderson vs. Morgan State (11-27-1990)
- 13 Kenny Anderson at North Carolina (1-27-1991)
- 13 Jon Barry vs. NC State (2-29-1992)
- 13 Drew Barry at Virginia (1-22-1995)
- 12 Last time: Iman Shumpert vs. Penn State (12-3-2008)

## Steals

- 9 Jose Alvarado vs. NC State (1-25-2020)
- 8 Kenny Anderson vs. Duke (1-30-1991)
- 7 Mark Price vs. Clemson (1-26-1984)
- 7 Mark Price vs. Texas A&M (12-20-1985)
- 7 Travis Best vs. Georgia State (12-12-1992)
- 7 Stephen Marbury vs. Georgetown (11-22-1995)
- 7 Jarrett Jack vs. NC State (3-14-2003)
- 7 Javaris Crittenton vs. Clemson (2-3-2007)
- 7 Iman Shumpert vs. Virginia Tech (1-25-2011)
- 6 Mark Price vs. Clemson (3-7-1986)
- 6 Bruce Dalrymple vs. Virginia (3-8-1985)
- 6 George Thomas vs. Newberry (1-12-1981)
- 6 Kenny Anderson vs. Georgia (12-19-1990)
- 6 Kenny Anderson vs. Howard (1-2-1991)
- 6 Matt Harpring vs. Florida A&M (11-26-1994)
- 6 Travis Best vs. East Carolina (12-3-1994)
- 6 Travis Best vs. Cincinnati (12-28-1994)
- 6 Matt Harpring at Florida State (1-29-1995)
- 6 Drew Barry at NC State (2-25-1995)
- 6 Drew Barry vs. Manhattan (11-15-1995)
- 6 Tony Akins vs. Kentucky (12-19-1998)
- 6 Shaun Fein vs. Florida A&M (2-5-2000)
- 6 Jarrett Jack vs. Holstra (11-20-2003)
- 6 Iman Shumpert vs. Clemson (2-22-2009)
- 6 Iman Shumpert vs. Virginia Tech (3-6-2010)
- 6 Iman Shumpert at Wake Forest (3-3-2011)
- 6 Jose Alvarado vs. Notre Dame (2-06-2021)
- 6 Moses Wright vs. Florida St. (1-30-2021)
- 6 Jose Alvarado vs. Florida St. (1-30-2021)
- 6 Jose Alvarado at Virginia (1-23-2021)
- 6 Jose Alvarado vs. Georgia St. (11-25-2020)
- 6 Javon Franklin vs. Pittsburgh (3-8-2023)

## Blocked Shots

- 11 Alvin Jones vs. Winthrop (11-24-1997)
- 9 Alvin Jones vs. Georgetown (3-16-1998)
- 9 Alvin Jones vs. Charleston Southern (11-16-1998)
- 9 Ben Lammers vs. Southern (11-14-2016)
- 9 Alvin Jones vs. Georgia Southern (1-28-1998)
- 8 Alvin Jones vs. Delaware State (12-6-1997)
- 8 Alvin Jones vs. Coastal Carolina (12-17-1997)
- 8 Alvin Jones vs. Mount St. Mary's (12-30-1998)
- 8 Alvin Jones vs. Mercer (1-19-1999)
- 8 Alvin Jones vs. Harvard (12-28-2000)
- 8 Alvin Jones vs. Maryland (1-6-2001)
- 8 Ben Lammers at Virginia Tech (1-18-30-17)
- 8 Ben Lammers vs. Mississippi (3-21-2017)
- 8 Ben Lammers vs. Bethune-Cookman (11-19-2017)
- 8 James Banks III vs. Bethune-Cookman (12-1-2019)
- 7 Alvin Jones vs. North Texas (12-31-1997)
- 7 Alvin Jones vs. Virginia (2-9-2000)
- 7 John Salley vs. Wake Forest (2-10-1985)
- 7 Matt Geiger vs. Virginia (3-13-1992)
- 7 Eddie Elisma vs. Manhattan (11-15-1995)
- 7 Daniel Miller vs. Charleston Southern (11-12-2010)
- 7 Ben Lammers vs. Grambling State (12-1-2017)
- 7 James Banks III vs. Clemson (2-6-2019)
- 7 James Banks III vs. Duke (1-8-2020)
- 7 Moses Wright at Louisville (2-1-2021)

*1 performances vaced by the NCAA Committee on Infractions*

# ACC Game Individual Highs

## 30-Point Games

- 37 Dennis Scott vs. North Carolina (2-1-1990)
- 36 Dennis Scott vs. Wake Forest (1-6-1990)
- 36 Dennis Scott at Duke (1-28-1990)
- 36 Dennis Scott vs. Maryland (2-13-1990)
- 36 James Forrest vs. Maryland (1-4-1994)
- 36 B.J. Elder vs. Clemson (1-27-2004)
- 36 Miles Kelly at Louisville (2/10/2024)
- 35 Brook Steppe vs. Duke (2-20-1982)
- 35 Will Bynum vs. North Carolina (3-12-2005)
- 35 Josh Okogie vs. Florida State (1-25-2017)
- 34 Duane Ferrell at Clemson (3-5-1988)
- 34 Brian Oliver vs. North Carolina (2-1-1990)
- 34 Brian Oliver vs. Clemson (3-3-1990)
- 33 Mark Price vs. Virginia (3-12-1983)
- 33 Dennis Scott at North Carolina (2-28-1990)
- 33 Kenny Anderson at Virginia (2-19-1991)
- 33 Tony Akins at Florida State (2-21-2000)
- 33 Marvin Lewis vs. Florida State (1-14-2003)
- 33 Moses Wright at Syracuse (2-22-2020)
- 32 Dennis Scott at Clemson (1-25-1990)
- 32 Kenny Anderson vs. Wake Forest (1-6-1991)
- 32 Kenny Anderson vs. Clemson (1-24-1991)
- 32 Kenny Anderson vs. Duke (1-30-1991)
- 32 Jon Barry vs. Florida State (1-23-1992)
- 32 Michael Maddox vs. North Carolina (2-8-1998)
- 32 Lewis Clinch vs. Clemson (3-12-2009)
- 31 Lenny Horton vs. Wake Forest (1-26-1980)
- 31 Mark Price at Virginia (2-14-1983)
- 31 Tom Hammonds vs. Maryland (2-4-1989)
- 31 Dennis Scott vs. Duke (3-10-1990)
- 31 Brian Oliver vs. Duke (3-10-1990)
- 31 Matt Harpring at Virginia (2-21-1996)
- 31 Matt Harpring vs. North Carolina (2-8-1998)
- 31 Jason Collier vs. Florida State (2-11-1999)
- 31 Moses Wright vs. Syracuse (2-27-2021)
- 30 Mark Price vs. NC State (2-2-1983)
- 30 Tom Hammonds at Wake Forest (2-13-1988)
- 30 Tom Hammonds at Wake Forest (1-7-1989)
- 30 Dennis Scott vs. Duke (1-11-1990)
- 30 Kenny Anderson vs. Maryland (2-13-1991)
- 30 Travis Best at Maryland (2-4-1995)
- 30 Drew Barry at North Carolina (2-10-1996)
- 30 Matt Harpring at Virginia (2-21-1996)
- 30 Matt Harpring vs. North Carolina (2-8-1998)
- 30 Jason Collier vs. Florida State (2-11-1999)
- 30 B.J. Elder vs. North Carolina (2-10-2004)
- 30 Will Bynum vs. Wake Forest (1-27-2005)
- 30 Thaddeus Young vs. Wake Forest (3-8-2007)
- 30 Matt Causey vs. Virginia Tech (1-19-2008)
- 30 Lewis Clinch vs. Miami (3-4-2009)
- 30 Iman Shumpert vs. North Carolina (1-16-2010)
- 30 Iman Shumpert vs. North Carolina (1-16-2011)
- 30 Adam Smith at Pittsburgh (1-6-2016)
- 30 Marcus Georges-Hunt vs. Wake Forest (2-10-2016)
- 30 Josh Okogie vs. Miami (1-3-2018)
- 30 Michael Devoe at Virginia Tech (2-2-2022)
- 30 Jordan Usher vs. Boston College (3-5-2022)
- 30 Miles Kelly at Syracuse (2-28-2023)

## Rebounds

- 19 Charles Mitchell at Clemson (2-13-2016)
- 19 Javon Franklin vs. Florida State (3-7-2023)
- 18 Alvin Jones vs. North Carolina (2-3-2001)
- 18 Gani Lawal vs. Miami (2-10-2010)
- 18 Derrick Favors vs. Maryland (2-20-2010)
- 17 Malcolm Mackey vs. NC State (1-27-1991)
- 17 Malcolm Mackey vs. Maryland (1-5-1993)
- 17 Alvin Jones vs. Florida State (2-11-1999)
- 17 Luke Schenscher vs. North Carolina (3-12-2004)
- 17 Gani Lawal vs. Duke (1-14-2009)
- 17 Gani Lawal vs. Maryland (1-10-2009)
- 17 Ben Lammers vs. Boston College (2-11-2017)
- 17 Tom Hammonds vs. N. Carolina (3-10-1989)
- 16 Malcolm Mackey vs. Duke (1-11-1990)
- 16 Malcolm Mackey vs. NC State (3-8-1991)
- 16 Malcolm Mackey vs. Maryland (2-6-1993)
- 16 Matt Harpring vs. North Carolina (2-8-1988)
- 16 Alvin Jones vs. North Carolina (3-10-2001)
- 16 Ben Lammers at Pittsburgh (1-13-2018)
- 16 Josh Okogie at Florida State (1-24-2018)
- 16 Moses Wright vs. Louisville (2-1-2021)
- 16 Moses Wright vs. Syracuse (2-27-2021)
- 15 Tom Hammonds vs. Maryland (2-17-1988)
- 15 Malcolm Mackey vs. NC State (3-9-1990)
- 15 Malcolm Mackey vs. Clemson (1-24-1991)
- 15 Matt Harpring vs. North Carolina (1-10-1996)
- 15 Matt Harpring vs. Wake Forest (2-11-1998)
- 15 Luke Schenscher vs. Virginia (1-8-2005)
- 15 Luke Schenscher vs. Clemson (3-5-2005)
- 15 Ben Lammers vs. Pittsburgh (3-7-2017)
- 15 James Banks III vs. Duke (1-8-2020)

## Field Goals

- 16 James Forrest vs. Maryland (1-4-1994)
- 16 Lenny Horton vs. Wake Forest (1-26-1980)
- 15 Duane Ferrell at Clemson (3-5-1988)
- 15 Duane Ferrell at Clemson (3-5-1988)
- 14 Tom Hammonds vs. Duke (2-28-1988)
- 14 Kenny Anderson at Virginia (2-19-1991)
- 14 Moses Wright at Syracuse (2-22-2020)
- 14 Moses Wright vs. Syracuse (2-27-2021)
- 13 Mark Price at Duke (2-23-1985)
- 13 Tom Hammonds at NC State (2-20-1988)
- 13 James Forrest vs. Duke (3-12-1993)
- 13 Michael Maddox vs. North Carolina (2-8-1998)
- 13 Iman Shumpert vs. North Carolina (1-16-2011)
- 13 Tadic Jackson vs. Boston College (3-6-2018)
- 13 Moses Wright vs. Duke (3-2-2021)

## Field Goal Attempts

- 29 Dennis Scott vs. Duke (1-11-1990)
- 29 Lenny Horton vs. North Carolina (2-1-1990)
- 29 Glen Rice, Jr. vs. Florida State (2-10-2011)
- 29 Dennis Scott at North Carolina (2-28-1990)
- 29 Dennis Scott vs. Maryland (2-13-1990)
- 25 Michael Maddox vs. North Carolina (2-8-1998)
- 25 Moses Wright vs. Syracuse (2-27-2021)
- 25 Tom Hammonds at NC State (2-20-1988)
- 24 Kenny Anderson at Clemson (1-25-1990)
- 24 Dennis Scott vs. Duke (3-10-1990)
- 24 Travis Best at Duke (2-9-1995)
- 24 Matt Harpring vs. North Carolina (2-8-1998)
- 24 Tadic Jackson vs. Boston College (3-6-2018)

## Free Throws

- 15 Lenny Horton vs. NC State (12-29-1979)
- 15 Travis Best vs. Maryland (2-4-1995)
- 15 Marcus Georges-Hunt vs. Clemson (3-9-2016)
- 14 Alvin Jones at Clemson (1-24-2001)
- 14 Josh Okogie vs. Florida State (11-25-2017)
- 13 Jason Collier vs. Virginia (2-25-1999)
- 13 Maurice Miller at Virginia Tech (2-23-2008)
- 13 Jose Alvarado at Wake Forest (2-19-2020)
- 12 Brian Oliver at Wake Forest (1-7-1989)
- 12 Brian Oliver vs. NC State (2-17-1990)
- 12 Matt Harpring at Maryland (2-21-1998)

## Free Throw Attempts

- 19 Alvin Jones at Clemson (1-24-2001)
- 19 Lenny Horton vs. NC State (12-29-1979)
- 17 Josh Okogie vs. Florida State (1-25-2017)
- 16 Brian Oliver at NC State (2-17-1990)
- 16 Travis Best vs. Maryland (2-4-1995)
- 16 Jason Collier vs. Virginia (2-25-1999)
- 16 Marcus Georges-Hunt at Florida State (2-17-2016)
- 16 Marcus Georges-Hunt vs. Clemson (3-9-2016)
- 15 Alvin Jones at Florida State (1-27-2001)
- 15 Jose Alvarado at Wake Forest (2-19-2020)

## 3-Point Field Goals

- 9 Dennis Scott at North Carolina (1-28-1989)
- 9 Drew Barry at North Carolina (2-10-1996)
- 9 Tony Akins at Florida State (2-21-2000)
- 9 Lewis Clinch vs. Miami (3-4-2009)
- 8 Mark Price vs. Virginia (3-12-1983)
- 8 Fred Vinson at North Carolina (2-12-1994)
- 8 Adam Smith at Pittsburgh (1-6-2016)
- 7 Dennis Scott vs. North Carolina (3-1-1989)
- 7 Dennis Scott vs. Wake Forest (2-13-1990)
- 7 Dennis Scott vs. Maryland (2-18-1990)
- 7 Dennis Scott at North Carolina (2-28-1990)
- 7 Jon Barry at Wake Forest (1-18-1992)
- 7 Shaun Fein at Clemson (1-24-2001)
- 7 B.J. Elder vs. North Carolina (2-10-2004)
- 7 Matt Causey vs. Virginia Tech (1-19-2008)
- 7 Lewis Clinch vs. Florida State (3-13-2009)
- 7 Michael Devoe at Miami (2-20-2021)
- 7 Tristan Maxwell at Boston College (1-12-2022)
- 7 Miles Kelly at Syracuse (2-28-2023)
- 7 Lance Terry at Syracuse (2-28-2023)
- 7 Miles Kelly vs. Notre Dame (1/9/2024)
- 7 Miles Kelly vs. Miami (2/24/2024)

## 3-Point Field Goal Attempts

- 18 Dennis Scott at North Carolina (1-28-1989)
- 18 Dennis Scott vs. Florida State (3-13-2009)
- 17 Drew Barry at North Carolina (2-10-1996)
- 16 Lewis Clinch vs. Miami (3-4-2009)
- 15 Dennis Scott vs. North Carolina (3-10-1989)
- 15 Dennis Scott at North Carolina (2-28-1990)
- 15 Lewis Clinch at North Carolina (2-28-2009)
- 15 Miles Kelly vs. Notre Dame (1/9/2024)
- 14 Dennis Scott vs. Virginia (2-22-1990)
- 14 Fred Vinson vs. Maryland (1-4-1994)
- 14 Matt Harpring at Clemson (1-30-1997)
- 14 Tony Akins at Florida State (2-21-2000)
- 14 Miles Kelly at Syracuse (2-28-2023)

## Assists

- 19 Craig Neal vs. Duke (2-28-1988)
- 17 Craig Neal vs. Virginia (2-25-1988)
- 17 Kenny Anderson vs. North Carolina (2-1-1990)
- 14 Craig Neal at Duke (2-3-1988)
- 14 Craig Neal at Maryland (2-8-1988)
- 14 Craig Neal at NC State (2-20-1988)
- 14 Brian Oliver vs. Clemson (2-28-1988)
- 13 Craig Neal vs. Maryland (2-17-1988)
- 13 Kenny Anderson at North Carolina (1-27-1991)
- 13 Jon Barry vs. NC State (2-29-1992)
- 13 Drew Barry at Virginia (1-22-1995)

## Steals

- 9 Jose Alvarado vs. NC State (1-25-2020)
- 9 Kenny Anderson vs. Duke (1-30-1991)
- 7 Mark Price vs. Clemson (1-26-1984)
- 7 Jarrett Jack vs. NC State (3-14-2003)
- 7 Javaris Crittenton vs. Clemson (2-3-2007)
- 7 Iman Shumpert vs. Virginia Tech (1-25-2011)
- 6 Mark Price vs. Clemson (3-7-1986)
- 6 Bruce Dalrymple vs. Virginia (3-8-1985)
- 6 Matt Harpring at Florida State (1-29-1995)
- 6 Drew Barry at NC State (2-25-1995)
- 6 Iman Shumpert vs. Clemson (2-22-2009)
- 6 Iman Shumpert vs. Virginia Tech (3-6-2010)
- 6 Iman Shumpert at Wake Forest (3-3-2011)
- 6 Jose Alvarado vs. Notre Dame (2-06-2021)
- 6 Moses Wright vs. Florida St. (1-30-2021)
- 6 Jose Alvarado vs. Florida St. (1-30-2021)
- 6 Jose Alvarado at Virginia (1-23-2021)
- 6 Jose Alvarado vs. Georgia St. (11-25-2020)
- 6 Javon Franklin vs. Pittsburgh (3-8-2023)

## Blocked Shots

- 8 Alvin Jones vs. Maryland (1-6-2001)
- 8 Ben Lammers at Virginia Tech (1-18-2017)
- 7 John Salley vs. Wake Forest (2-10-1985)
- 7 Matt Geiger vs. Virginia (3-13-1992)
- 7 Alvin Jones vs. Virginia (2-9-2000)
- 7 Ben Lammers vs. Syracuse (2-19-2017)
- 7 James Banks III vs. Clemson (2-6-2019)
- 7 James Banks III vs. Duke (1-8-2020)
- 7 Moses Wright at Louisville (2-1-2021)
- 6 Alvin Jones at NC State (1-25-1998)
- 6 Alvin Jones vs. Maryland (1-21-1998)
- 6 Alvin Jones vs. NC State (2-2-1999)
- 6 Alvin Jones vs. Virginia (3-9-2001)
- 6 Alade Aminu vs. Wake Forest (1-31-2009)
- 6 Gani Lawal vs. Boston College (1-20-2009)
- 6 Daniel Miller vs. Virginia (2-8-2014)
- 6 Daniel Miller at Syracuse (3-4-2014)
- 6 Ben Lammers vs. Virginia (1-18-2018)

*1 performances vaced by the NCAA Committee on Infractions*

RECORDS



# SINGLE-GAME TEAM HIGHS

## 100-Point Games

135 vs. Loyola Marymount (12-22-1990)
121 Georgia State (1-10-1989)
120 vs. Texas (11-27-1991)
120 Georgia State (11-25-2021)
119 USC-Aiken (11-25-1985)
116 Cornell (11-13-2015)
114 Alcorn State (11-20-1987)
113 Arkansas-Pine Bluff (11-23-2002)
112 Texas Christian (12-1-1965)
112 vs. Georgia, 3ot (12-19-1990)
112 Florida A&M (12-1-1992)
112 Florida A&M (11-26-1994)
112 Lafayette (12-10-1994)
112 Wake Forest, 2ot (3-8-2007)
111 Georgia State (1-12-1988)
111 vs. Pittsburgh (12-28-1989)
111 at Florida State, 2ot (2-11-1999)
111 at Clemson (1-24-2001)
110 Wyoming (12-22-1958)
110 Furman (2-8-1966)
109 Coastal Carolina (12-19-1989)
108 Tennessee Tech (12-14-1978)
108 Augusta (12-12-1987)
108 Georgia State (11-24-1989)
107 Green Bay (11-19-2015)
106 South Carolina State (1-13-1983)
105 Youngstown State (12-29-1992)
105 Virginia (2-14-1998)
104 vs. North Carolina (2-14-1970)
104 Maryland (2-17-1988)
103 Charleston Southern (11-16-1998)
103 vs. Boston College (3-17-1996)
103 Georgia State (11-16-2006)
103 vs. Clayton State (1-23-2022)*
102 Tulane (3-1-1971)
102 North Carolina (2-1-1990)
102 Georgia State (12-12-1992)
102 Wake Forest, ot (1-27-2005)
101 Georgia State (2-17-1970)
101 Baptist (12-10-1988)
101 North Carolina A&T (12-11-1989)
101 Wake Forest (1-6-1991)
101 Clemson (3-8-1992)
100 Western Carolina (2-1-1979)
100 Southern Illinois (1-5-1970)
100 Augusta (11-24-1990)
100 East Carolina (12-3-1994)
100 Maryland (2-4-1995)
100 North Carolina, 2ot (2-8-1998)
100 Grambling State (11-24-1999)
100 Jackson State (11-13-2006)
100 Florida A&M (11-14-2009)

\*Last time Tech scored 100 points

## Fewest Points

3 at Vanderbilt (2-27-1920)
4 at Macon YMCA (2-14-1920)
6 Auburn (2-17-1906)
8 Auburn (2-4-1909)
8 at Georgia (2-14-1914)
9 at Georgia (1-22-1909)
11 at Chattanooga (2-7-1920)
12 at Atlanta Athletic Club (1-28-1909)
12 at Georgia (2-15-1913)

Since 1949-50

28 at Virginia (1-22-1915)
34 at NC State (12-30-1949)
36 Auburn (2-7-1961)
36 vs. Miami (3-8-2012)
37 at Virginia (12-1-1979)
37 at Boston College (1-19-1980)
37 Clemson (2-21-2012)
38 at Wake Forest (2-6-1982)
38 Georgia (12-6-1980)
38 Virginia (1-19-2012)
39 vs. North Carolina (3-4-1982)
39 vs. Cincinnati (3-2-1978)
39 at Auburn (2-5-1962)
39 at Alabama (1-14-1950)
39 vs. Kentucky (12-19-1998)

## Largest Margin of Victory

61 Southern Bell (1-28-1927)
59 USC-Aiken (11-25-1985)
57 Baptist (11-27-1978)
56 Florida A&M (11-26-1994)
53 Md.-Eastern Shore (1-3-1985)
51 Tennessee State (12-6-2003)
51 Winston-Salem State (1-3-2007)
50 Marist (12-23-2003)
50 Clayton State (1-23-2022)
47 Maine (1-4-1971)
45 Tennessee Tech (12-14-1978)
45 at Chattanooga (1-2-1950)

45 at Centenary (12-22-2007)
45 Winston-Salem State (11-14-2008)
44 Wofford (11-29-1982)
44 University of the South (12-13-1982)
44 Wofford (1-31-1977)
43 Flagler (12-12-1983)
43 Naval Air Station (1-14-1944)
43 Wofford (11-17-2000)
43 Elon (11-10-2006)

## Largest Margin of Defeat

69 at Georgia (1-22-1909)
60 Macon YMCA (1-17-1920)
56 Georgia (1-29-1909)
53 at Kentucky (1-7-56)
53 at Duke (1-4-2017)
52 at Kentucky (1-9-1954)
51 vs. Kentucky (2-2-1954)
50 at Georgia (2-14-1914)
47 at Furman (11-21-1954)
46 at Kentucky (2-19-1949)
45 vs. North Carolina (2-12-1972)

## Most Points in a Half

82 vs. Loyola Marymount (12-22-1990, 2nd)
67 Georgia State (1-10-1989, 2nd)
67 Youngstown State (12-29-1992, 2nd)
65 Wofford (11-29-1982, 1st)
64 vs. Texas (11-27-1991, 2nd)
64 Louisville (12-20-1997, 2nd)
64 at Tennessee State (11-11-2007, 2nd)
63 vs. Pittsburgh (12-28-1989, 2nd)
63 Arkansas-Pine Bluff (11-23-2002, 2nd)
62 USC-Aiken (11-25-1985, 1st)
62 Coastal Carolina (12-19-1989, 1st)
62 Maryland (2-4-1995, 2nd)
62 Tennessee State (12-6-2003, 2nd)
62 vs. Memphis (11-21-2006, 2nd)
61 Augusta (12-12-1987, 1st)
61 Georgia State (1-12-1988, 2nd)
61 Lafayette (12-10-1994, 1st)
60 Florida A&M (12-1-1992, 2nd)
60 Florida A&M (11-26-1994, 2nd)

## Most Points - 1st Half

65 Wofford (11-29-1982)
62 USC-Aiken (11-25-1985)
62 Coastal Carolina (12-19-1990)
61 Augusta (12-12-1987)
61 Lafayette (12-10-1994)

## Most Points - 2nd Half

82 vs. Loyola Marymount (12-22-1990)
67 Georgia State (1-10-1989)
67 Youngstown State (12-29-1992)
64 vs. Texas (11-27-1991)
64 Louisville (12-20-1997)
64 at Tennessee State (11-11-2007)
63 vs. Pittsburgh (12-28-1989)
63 Arkansas-Pine Bluff (11-23-2002)
62 Maryland (2-4-1995)
62 Tennessee State (12-6-2003)
62 vs. Memphis (11-21-2006)
61 Georgia State (1-12-1988)
60 Florida A&M (12-1-1992)
60 Florida A&M (11-26-1994)
60 Florida A&M (2-5-2000)

## Most Points - OT Period

18 NC State (2-25-1996)
17 vs. Wake Forest (3-8-2007, 1st ot)
17 Duke (3-2-2021)
16 Auburn (2-4-1957)
16 NC State (2-29-1992)
16 at Virginia (1-27-2008)
15 Wake Forest (3-1-2008)
14 at Georgia (1-11-1961)
14 Georgia (2-23-1963)
14 vs. St. Bonaventure (12-28-1974)
14 at Notre Dame (2-24-1990)
14 vs. Georgia, 3rd ot (12-18-1990)
14 vs. Vanderbilt (12-18-1993)
14 Virginia (2-25-1999)
14 Georgia State (11-25-2020, 3rd ot)

\*Tech scored 19 in exhibition game vs. Marathon Oil (11-17-84)

## Rebounds

77 Baylor (12-4-1958)
73 South Carolina (12-20-2958)
72 Georgetown (12-21-1963)
70 vs. Loyola Marymount (12-22-1990)
70 Georgia State (11-25-2020)
68 Hawaii (1-25-1969)
68 Oklahoma City (12-14-1959)
67 Georgia (12-11-1958)

67 Wyoming (12-22-1958)
67 Howard (1-3-1957)
67 Georgia State (11-10-1989)
66 Furman (1-2-1958)
66 Georgia Teachers College (12-1-1958)

## Field Goals Made

52 USC-Aiken (11-25-1985)
52 Furman (2-8-1966)
51 Tennessee Tech (12-14-1978)
51 vs. Loyola Marymount (12-22-1990)
48 Wofford (11-29-1982)
48 Baptist (11-27-1978)
47 Cornell (11-13-2015)
45 Augusta (12-12-1987)
44 Georgia State (2-17-1970)
44 Florida State (2-25-1967)
44 Tulane (2-17-1966)
44 Alcorn State (11-20-1988)
44 Georgia State (11-24-1989)
44 Georgia State (12-12-1992)
44 Florida A&M (11-26-1994)

## Field Goal Attempts

120 Tampa (1-2-1953)
104 at Mississippi (2-7-1953)
104 at Furman (1-13-1955)
100 at South Carolina (2-19-1955)
98 Southern Mississippi (1-31-1974)
98 Georgia State (11-25-2020)
97 South Carolina (12-20-1958)
97 vs. Loyola Marymount (12-22-1990)
95 South Carolina (12-20-1956)
95 William & Mary (12-21-1964)
93 Auburn (12-13-1973)

## Highest Field Goal Pct.

.729 (35-48) Presbyterian (11-30-1981)
.720 (36-50) vs. Texas (12-27-2985)
.719 (41-57) Monmouth (1-17-1985)
.712 (37-52) Kentucky State (1-30-2010)
.708 (34-48) at Maryland (2-22-1986)
.702 (33-47) Duke (2-20-1982)
.681 (32-47) at East Carolina (2-17-1979)
.679 (36-53) NC State (1-27-1993)
.667 (52-78) USC-Aiken (11-25-1985)
.667 (40-60) Old Dominion (12-17-1985)
.661 (37-56) Md.-Eastern Shore (1-3-1985)
.660 (31-47) Louisville (2-14-1978)
.654 (34-52) West Chester St. (12-16-1981)
.653 (32-49) vs. Alabama (12-21-979)
.652 (45-69) Augusta (12-12-1987)
.652 (30-46) Francis Marion (2-10-1982)

## Lowest Field Goal Pct.

.200 (13-65) vs. Arkansas (12-30-1961)
.220 (18-82) at Florida (2-27-1956)
.237 (14-59) Auburn (2-3-1959)
.239 (17-71) Auburn (12-7-1964)
.241 (13-54) Auburn (1-23-1962)
.242 (15-62) vs. Kentucky (12-19-1998)
.245 (12-49) at Virginia (1-22-2015)
.250 (13-52) Auburn (2-7-1961)
.254 (18-71) at Florida State (2-28-2001)
.260 (19-73) Kentucky (1-28-1957)
.260 (20-77) vs. Georgia (12-29-1960)
.263 (20-76) Oklahoma City (2-14-1959)
.264 (19-72) Duke (11-30-1956)
.272 (22-81) Ga. Teachers Col. (12-1-1958)
.274 (20-73) North Carolina (1-29-2000)
.283 (17-60) Wake Forest (2-6-2024)
.292 (14-48) Virginia (1-19-2012)
.295 (13-44) Miami (1-18-2014)
.295* (18-61) at Louisville (2-1-2023)

\*Last Tech team to shoot under 30 percent

## 3-Point Field Goals

18 at Syracuse (2-28-2023)
17 at Clemson (1-24-2001)
17 Clemson (1-20-2021)
16 at North Carolina (2-10-1996)
16 vs. Boston College (3-17-1996)
15 The Citadel (11-20-1998)
15 at Virginia (2-23-2002)
15 Seton Hall (3-11-1998)
15 at North Carolina (2-12-1994)
15 vs. Clayton State (1-23-2022)
15 at Clemson (1-16-2024)
15 at Miami (2-24-2024)

## 3-Point FG Attempts

40 at Syracuse (2-28-2023)
37 at North Carolina (2-10-1996)
35 North Carolina, 2 ot (2-8-1998)
35 Notre Dame (1-9-2024)
35 at Clemson (1-16-2024)

34 at Florida State, 2 ot (2-11-1999)
34 The Citadel (11-20-1998)
34 Grambling State (1-14-1999)
34 at Georgia (12-8-1999)
34 Morehead State (12-18-1999)
34 vs. Kentucky (1-5-2000)
33 Maryland (2-19-1997)
33 Maryland (1-4-1994)
33 vs. North Carolina (3-10-2001)

## Highest 3-Pt. FG Pct.

Minimum 8 attempts
.778 (7-9) vs. Texas (11-27-1991)
.778 (7-9) at Louisville (1-6-1988)
.778 (7-9) Maryland (2-17-1988)
.750 (9-12) at Maryland (2-8-1988)
.750 (6-8) Duke (1-10-1993)
.727 (8-11) Alcorn State (1-18-1989)
.727 (8-11) at Duke (2-4-2015)
.688 (11-16) Coastal Carolina (12-19-1989)
.667 (6-9) Vanderbilt (1-3-2006)
.667 (8-12) vs. Maryland (3-12-2010)
.636 (7-11) at Duke (1-28-1990)
.625 (10-16) at Louisville (2-10-1990)
.625 (10-16) at NC State (1-15-2017)
.625 (15-14) vs. Clayton State (1-23-2022)
.619 (13-21) UNC Greensboro (12-28-1999)
.611 (11-18) at Florida State (2-9-2006)

## Fewest 3-Pt. Field Goals

(made-attempts)
0-0 vs. Boston College (12-19-1986)
0-0 vs. SMU (12-20-1986)
0-0 vs. Rutgers (12-27-1986)
0-0 at Old Dominion (1-12-1987)
0-1 at North Carolina (1-24-1987)
0-1 Maryland (2-1-1987)
0-2 vs. Air Force (12-11-2004)
0-3 Pennsylvania (12-1-1986)
0-3 Duke (1-29-1987)
0-3 vs. Virginia (3-6-1987)
0-4 North Carolina A&T (1-14-1987)
0-5 Duke (2-23-2005)
0-12 at Virginia (1-22-2015)

## Free Throws

46 Furman (12-22-1971)
41 Georgia State (11-25-2020)
40 vs. North Carolina (2-14-1970)
40 vs. Canisius (12-31-1955)
37 at Auburn (12-19-1970)
37 at Florida State (1-31-1966)
37 Notre Dame (2-25-1989)
36 Rice (1-2-1971)
36 Florida (2-28-1955)
36 vs. Iowa State (3-18-1988)
35 at Alabama (12-30-1958)
35 vs. Memphis (11-21-2006)

## Free Throw Attempts

59 Georgia State (11-25-2020)
56 Furman (12-22-1971)
53 Charleston Southern (11-16-1998)
51 vs. Canisius (12-31-1955)
51 Vanderbilt (1-26-1953)
50 Georgia (2-2-1972)
50 at Kentucky (1-5-1957)
50 vs. Memphis (11-21-2006)
49 Arkansas-Pine Bluff (11-23-2002)
48 at Florida (12-29-1952)
47 at Auburn (12-19-1970)
47 vs. North Carolina (2-14-1970)
47 Wyoming (12-22-1958)
47 at Furman (1-13-1955)
46 at Florida State (1-31-1966)
46 at Alabama (12-30-1958)
46 LSU (2-13-1956)
46 vs. Georgia, 3 ot (12-19-1990)

## Highest Free Throw Pct.

Minimum 15 attempts
1.000 (18-18) at Maryland (2-2-1985)
1.000 (15-15) Baptist (11-27-1978)
.964 (27-28) Maryland (1-3-1996)
.960 (24-25) vs. Oklahoma St. (3-19-2010)
.958 (23-24) Florida State (2-15-1965)
.957 (22-23) at Duke (2-26-1983)
.957 (22-23) Maryland (2-4-1989)
.955 (21-22) at Florida State (2-24-1968)
.952 (20-21) Coppin State (12-27-2017)
.944 (17-18) vs. Connecticut (2-11-2007)
.941 (16-17) Richmond (12-22-1988)
.941 (16-17) at Wake Forest (3-2-2005)
.933 (14-15) NC State (12-19-1962)
.933 (14-15) Duke (1-30-1984)

.933 (14-15) Clemson (2-23-2016)
.931 (27-29) at Auburn (2-15-1972)
.923 (24-26) VCU (12-15-2015)
.920 (23-25) Rice (12-5-1964)
.920 (23-25) at Georgia (1-11-1961)

## Lowest Free Throw Pct.

Minimum 15 attempts
.333 (6-18) vs. Florida State (3-9-2000)
.368 (7-19) Duke (1-14-2009)
.375 (9-24) Col. of Charleston (1-16-1993)
.389 (7-18) at Notre Dame (12-30-2017)
.400 (8-20) at Alabama (2-3-1962)
.400 (8-20) vs. NC State (2-11-1972)
.400 (6-15) North Carolina A&T (12-11-1989)
.412 (7-17) vs. Iona (1-4-1983)
.421 (8-19) at Duke (2-3-1988)
.421 (8-19) NC State (1-17-2023)
.429 (9-21) vs. Virginia (3-9-2001)
.438 (7-16) at Alabama (12-11-1972)
.438 (7-16) at Louisville (1-11-1997)
.438 (7-16) vs. Kentucky (12-19-1998)
.445 (11-25) IPFW (11-21-2014)
.450 (9-20) at Air Force (2-5-1972)
.462 (6-13) at NC State (12-23-2011)
.467 (7-15) SMU (12-3-1968)
.467 (7-15) vs. Santa Clara (12-30-1995)
.467 (7-15) at Alabama (11-27-1997)
.471 (8-17) at Alabama (12-17-1962)
.472 (25-53) Charleston So. (11-16-1998)

## Assists

34 Youngstown State (12-29-1992)
31 Monmouth (1-17-1985)
31 Georgia State (12-7-1991)
31 NC State (1-27-1993)
31 Morgan State (12-23-2000)
30 Augusta (12



# ACC GAME TEAM HIGHS/LOWS

## Most Points Scored

- 112 vs Wake Forest (3-8-2007)
- 111 at Clemson (1-24-2001)
- 111 at Florida State, 2ot (2-11-1999)
- 105 Virginia (2-14-1998)
- 104 Maryland (2-17-1988)
- 102 North Carolina (2-1-1990)
- 102 Wake Forest, ot (1-27-2005)
- 101 Clemson (3-8-1992)
- 101 Wake Forest (1-6-1991)
- 100 Maryland (2-4-1995)
- 100 North Carolina, 2ot (2-8-1998)

## Most Points Allowed

- 114 vs Wake Forest, 2ot (3-8-2007)
- 110 at Duke (1-4-2017)
- 108 at Clemson (1-24-2001)
- 108 at Florida State, 2ot (2-11-1999)
- 107 North Carolina, 2ot (2-8-1998)
- 106 at Duke (2-26-1983)
- 104 at Duke (1-10-2002)
- 104 at North Carolina (2-29-2009)
- 103 at North Carolina (1-11-2004)
- 101 Wake Forest, ot (1-27-2005)
- 100 at North Carolina (1-24-1981)

## Fewest Points Scored

- 28 at Virginia (1-22-2015)
- 36 vs Miami (3-8-2012)
- 37 at Virginia (12-1-1979)
- 37 Clemson (2-21-2012)
- 38 at Wake Forest (2-6-1982)
- 38 Virginia (1-19-2012)
- 39 vs North Carolina (3-4-1982)
- 40 at NC State (1-26-1982)
- 41 at Clemson (2-4-2014)
- 42 at Duke (1-7-1980)
- 42 at Maryland (2-16-1981)
- 42 Miami (1-18-2014)
- 42 Clemson (2-6-2019)
- 43 vs Virginia Tech (3-10-2011)
- 43 Duke (1-28-2023)
- 45 at Maryland (12-23-1981)
- 45 Virginia (2-8-2014)
- 45 Syracuse (1-7-2015)
- 46 vs NC State (3-6-1997)
- 46 at Duke (2-3-1982)
- 46 Wake Forest (1-27-2000)
- 47 vs Virginia (3-5-1981)
- 47 Florida State (2-16-2019)
- 48 Virginia (1-18-2018)
- 49 at Virginia (1-21-2017)
- 49 Virginia Tech (1-9-2019)
- 49 at Florida State (2-2-2019)

## Fewest Points Allowed

- 43 at Maryland (12-23-1981)
- 43 Maryland (2-19-1985)
- 45 at Clemson (2-4-2014)
- 46 Virginia (1-21-1985)
- 46 Florida State (1-30-2002)
- 46 Syracuse (1-7-2015)
- 47 at Duke (2-3-1982)
- 47 NC State (1-15-1984)
- 47 Virginia (2-9-2000)
- 47 Boston College (2-4-2012)
- 49 at Wake Forest (2-16-1980)
- 49 at NC State (1-26-1982)
- 49 at Wake Forest (2-19-1986)
- 49 at Virginia (2-22-1992)

## Most Points in a Game - Both Teams

Pts.	Opponent	Date	W/L	Score
243	Georgia State (4 ot)	11-25-2020	L	120-123
229	vs. Loyola Marymount	12-22-1990	W	135-94
227	vs. Texas	11-27-1991	W	120-107
226	vs. Wake Forest (2 ot)	3-8-2007	L	112-114
219	at Florida State (2 ot)	2-11-1999	W	111-108
219	at Clemson	1-24-2001	W	111-108
217	vs. Georgia (3 ot)	12-19-1990	W	112-105
212	vs. NC State	2-10-1973	L	94-118
211	at UCLA	12-27-1969	L	90-121
207	North Carolina (2 ot)	2-8-1998	W	107-100
207	Georgia State	1-10-1989	W	121-86
206	at Furman	1-13-1955	L	95-111
204	at Furman	1-31-1953	L	93-111
203	vs. Pittsburgh	12-28-1989	W	111-92
203	Wake Forest (ot)	1-27-2005	W	102-101
199	Furman	12-22-1971	W	108-91
199	vs. North Carolina	2-14-1970	W	104-95
199	TCU	12-1-1965	W	112-87
197	Cornell	11-13-2015	W	116-81
196	vs. Yale	12-28-1973	L	95-101
196	at Clemson	2-22-1966	L	90-106
196	Lafayette	12-10-1994	W	112-84
195	at NC State	2-12-1966	L	93-102
195	Florida A&M	12-1-1992	W	112-83

## Largest Margin of Victory

- 35 Wake Forest (1-19-2011)
- 31 Florida State (1-30-2002)
- 30 Clemson (2-1-1995)
- 27 North Carolina (2-1-1990)
- 27 Virginia (1-19-1991)
- 27 at Miami (2-20-2021)
- 26 at Wake Forest (3-3-2011)
- 24 at Clemson (2-6-2002)
- 24 NC State (1-11-2003)
- 23 Virginia (1-8-2005)
- 22 Maryland (2-17-1988)
- 22 Florida State (1-25-2017)
- 21 Florida State (1-27-1996)
- 21 Clemson (1-24-1991)
- 21 Virginia (2-9-2000)
- 21 Clemson (2-25-2001)

## Largest Margin of Defeat

- 53 at Duke (1-4-2017)
- 44 at Duke (2-21-2001)
- 43 Duke (1-28-2023)
- 41 at Duke (1-9-1991)
- 41 at Virginia (2-16-1981)
- 41 at Duke (1-6-1999)
- 40 at North Carolina (1-24-1981)
- 37 Virginia (1-17-1981)
- 37 at North Carolina (1-24-1987)
- 34 Syracuse (12-7-2019)
- 32 at Virginia (2-7-1984)
- 32 Duke (2-9-2002)
- 32 Virginia (1-19-2012)
- 31 Maryland (2-21-1999)
- 30 at Virginia (2-27-2019)

## Fewest Points - Both Teams

- 85 at Virginia (1-22-2015)
- 86 at Clemson (2-4-2014)
- 88 at Maryland (12-23-1981)
- 89 at NC State (1-26-1982)
- 90 Miami (3-8-2012)
- 91 at Wake Forest (2-6-1982)
- 91 Maryland (2-19-1985)
- 91 Syracuse (1-7-2015)
- 92 at Virginia (12-1-1979)
- 93 at Duke (2-3-1982)
- 93 Clemson (2-21-2012)
- 94 vs. North Carolina (3-4-1982)
- 95 Virginia (1-21-1985)
- 97 at Wake Forest (2-16-1980)
- 97 at Duke (1-7-1980)

## Most Points - Half

- 62 Maryland (2-4-1995, 2nd)
- 59 at Clemson (1-24-2001, 1st)
- 58 Virginia (2-14-1998, 1st)
- 58 Clemson (3-8-1992, 2nd)
- 57 North Carolina (2-1-1990, 2nd)
- 57 Maryland (2-17-1988, 2nd)
- 56 Maryland (1-3-1996, 2nd)

## Most Points Allowed - Half

- 61 at Wake Forest (3-2-2005, 2nd)
- 61 at Clemson (3-4-2006, 2nd)
- 61 at Duke (1-4-2017, 1st)
- 58 at Duke (1-10-2002, 1st)
- 58 at Duke (1-9-1991, 2nd)
- 57 at Duke (2-26-1983, 2nd)
- 56 North Carolina (3-2-1988, 2nd)

- 56 at NC State (2-20-1988, 2nd)
- 56 at North Carolina (1-4-2000, 2nd)
- 55 at Clemson (1-24-2001, 2nd)

## Fewest Points - Half

- 12 at Virginia (1-22-2015, 2nd)
- 14 vs. Virginia (1-19-1991, 1st)
- 15 Clemson (2-14-2013, 1st)
- 15 North Carolina (2-11-1980, 1st)
- 15 Virginia (2-8-2014, 2nd)
- 15 Boston College (2-11-2017, 1st)
- 16 at Virginia (1-22-2015, 1st)
- 16 at Clemson (2-16-1981, 1st)
- 16 at Louisville (2-8-2018, 1st)
- 16 at Duke (1-9-1991, 1st)
- 17 at Virginia (12-1-1979, 1st)
- 17 at Virginia (2-16-1981, 1st)
- 17 Maryland (2-19-1985, 1st)
- 17 Virginia (1-19-2012, 1st)
- 17 at Wake Forest (2-15-2012, 1st)
- 17 Miami (1-18-2014, 1st)
- 18 vs. Maryland (2-28-1980, 2nd)
- 18 NC State (2-2-1999, 1st)
- 18 at Wake Forest (2-16-1999, 1st)
- 18 at Clemson (2-2-2000, 1st)
- 18 Clemson (2-21-2012, 1st)
- 18 Syracuse (1-7-2015, 2nd)
- 18 Louisville (1-7-2017, 1st)
- 18 Clemson (2-6-2019, 2nd)
- 18 Duke (1-28-2023, 2nd)

## Fewest Points Allowed - Half

- 15 Florida State (1-25-2017, 1st)
- 16 at North Carolina (1-14-1980, 2nd)
- 17 at Maryland (2-28-1980, 2nd)
- 17 Virginia (1-19-1991, 1st)
- 17 Virginia (12-4-2005, 1st)
- 17 Louisville (2-23-2015, 1st)
- 18 Maryland (2-1-1991, 1st)
- 18 at Virginia Tech (2-9-2013, 1st)
- 18 vs. Rhode Island (11-30-2014, 1st)
- 18 at Northwestern (12-3-2014, 1st)
- 18 Syracuse (1-7-2015, 2nd)
- 18 Virginia Tech (2-4-2020, 1st)
- 18 at Miami (2-20-2021, 1st)
- 19 vs. Maryland (3-11-1983, 1st)
- 19 Virginia (1-21-1985, 2nd)
- 19 Maryland (2-19-1985, 1st)
- 19 vs. Virginia (3-8-1985, 1st)
- 19 vs. NC State (3-6-1997, 1st)
- 19 Florida State (1-30-2002, 2nd)
- 19 at Clemson (2-28-2004, 1st)
- 19 vs. NC State (3-13-2010, 1st)
- 19 Boston College (2-4-2012, 1st)
- 19 vs. Miami (3-8-2012, 1st)

## Field Goals

- 40 North Carolina, 2ot (2-8-1998)
- 40 NC State, ot (2-29-1992)
- 38 at North Carolina (1-27-1991)
- 38 Duke (2-28-1988)
- 37 North Carolina (2-1-1990)
- 37 Virginia (2-14-1998)
- 36 Last: at Miami (2-20-2020)

## Field Goal Attempts

- 89 North Carolina, 2ot (2-8-1998)
- 83 at North Carolina (1-27-1991)
- 82 at North Carolina (1-8-1998)
- 81 Maryland (1-4-1994)
- 78 Duke (1-11-1990)

- 77 at Florida State, 2ot (2-11-1999)
- 77 at North Carolina (2-3-2001)
- 76 at North Carolina (1-11-1995)

## 3-Point Field Goals

- 18 at Syracuse (2-28-2023)
- 18 at Clemson (1-24-2001)
- 16 at North Carolina (2-10-1996)
- 16 Clemson (1-20-2021)
- 15 at North Carolina (2-12-1994)
- 15 at Virginia (2-23-2002)
- 15 at Clemson (1-16-2024)
- 15 at Wake Forest (2-24-2024)
- 14 Virginia (2-14-1998)
- 14 at Florida State, 2ot (2-11-1999)
- 14 Clemson (3-4-2000)
- 14 vs. Boston College (3-14-2013)
- 14 Syracuse (12-7-2019)
- 13 North Carolina (2-10-2004)
- 13 vs. Virginia (3-13-2008)

## 3-Point FG Attempts

- 40 at Syracuse (2-28-2023)
- 37 at North Carolina (2-10-1996)
- 35 North Carolina, 2ot (2-8-1998)
- 35 Notre Dame (1-9-2024)
- 35 at Clemson (1-16-2024)
- 34 at Florida State, 2ot (2-11-1999)
- 33 Maryland (1-4-1994)
- 33 Maryland (2-19-1997)
- 33 vs. North Carolina (3-10-2001)
- 33 Syracuse (12-7-2019)
- 32 at North Carolina (2-28-1990)
- 32 North Carolina (1-10-1996)

## Free Throws

- 33 at NC State, 2ot (2-17-1990)
- 32 Maryland (2-4-1995)
- 31 Wake Forest, ot (1-27-2005)
- 30 Virginia, ot (2-25-1999)
- 30 Wake Forest, ot (3-1-2008)

## Free Throw Attempts

- 44 Wake Forest, ot (3-1-2008)
- 41 Virginia, ot (2-25-1999)
- 40 Maryland (1-13-2002)
- 40 at NC State, 2ot (2-17-1990)
- 39 at Clemson (1-24-2001)
- 39 at Wake Forest (2-19-2020)
- 38 NC State (12-29-1979)
- 38 Wake Forest, ot (1-27-2005)

## Rebounds

- 56 Florida State (1-27-1996)
- 55 Florida State (3/2/2024)
- 54 Maryland (2-1-1991)
- 54 Virginia (1-8-2005)
- 53 Clemson (1-24-1991)
- 53 Florida State (1-25-2017)
- 52 North Carolina (2-1-1990)
- 52 Clemson (3-7-1993)
- 52 Clemson (1-19-2010)
- 51 at Clemson, ot (2-5-1992)
- 51 at Maryland (1-5-1993)
- 50 Duke (1-11-1990)
- 50 Virginia (1-19-1991)
- 50 Maryland (1-21-1998)
- 50 Virginia, ot (12-28-2008)
- 50 Wake Forest (1-19-2011)

## Assists

- 31 NC State (1-27-1993)
- 29 Duke (2-28-1988)
- 29 Maryland (2-17-1988)
- 29 Wake Forest (2-10-1985)
- 27 at Syracuse (2-28-2023)
- 26 Maryland (1-4-1994)
- 26 Syracuse (2-27-2021)

## Steals

- 19 at Wake Forest (3-3-2011)
- 17 Clemson (2-3-3007)
- 17 at Miami (2-3-2011)
- 16 NC State (2-14-2009)
- 15 Maryland (1-25-2006)
- 15 Miami (3-6-2011)
- 15 North Carolina (12-31-2016)
- 15 at Syracuse (1-12-1991)
- 15 vs. Florida State (3-13-2021)
- 15 vs. Kentucky (12-6-2020)
- 14 North Carolina (2-27-1985)
- 14 North Carolina (1-12-1994)
- 14 Florida State (1-27-1996)
- 14 Wake Forest (2-22-2004)
- 14 at North Carolina (1-12-2005)
- 14 at Clemson (2-8-2005)
- 14 North Carolina (2-19-2013)
- 14 Syracuse (12-7-2019)

## Blocked Shots

- 15 Clemson (3-6-2008)
- 14 Virginia (1-8-2005)
- 13 vs. Virginia (3-13-1992)
- 12 Pittsburgh (2-20-2019)
- 11 North Carolina (2-10-2004)
- 11 at Maryland (2-19-2004)
- 11 at Duke (3-3-2004)
- 11 Florida State (12-20-2009)
- 11 at Louisville (2-2-2001)
- 10 at Maryland (2-9-1992)
- 10 Clemson (1-24-1991)
- 10 at Virginia (1-15-1998)
- 10 at Maryland (1-6-2001)
- 10 Boston College, ot (1-20-2009)
- 10 Wake Forest (1-31-2009)
- 10 Boston College (2-27-2010)
- 10 North Carolina (2-19-2013)
- 10 at NC State (1-15-2017)
- 10 at Virginia Tech (1-18-2017)

## Fewest Turnovers

- 4 at Wake Forest (2-13-1988)
- 4 at Pittsburgh (2-21-2023)
- 5 at Virginia (2-24-2013)
- 5 at Notre Dame (1-13-2016)
- 5 at Louisville (2-1-2023)
- 5 at Boston College (3-4-2023)
- 5 vs. Florida State (3-7-2023)
- 5 at Virginia Tech (1-27-2024)

## Most 30-Point Games

- Rich Yunkus (high game: 47) 25
- Dennis Scott (high game: 42) 20
- Kenny Anderson (high game: 50) 15
- Tom Hammonds (high game: 40) 6
- Sammy Drummer (high game: 37) 6
- Roger Kaiser (high game: 38) 5

## Triple-Doubles

- Bruce Dalrymple** - vs. UNC Charlotte (2-6-1986)  
14 points, 10 rebounds, 10 assists
- Dennis Scott** - vs. Alcorn State (11-20-1987)  
17 points, 10 rebounds, 10 assists
- Kenny Anderson** - vs. Pittsburgh (12-28-1989)  
32 points, 12 rebounds, 18 assists
- Iman Shumpert** - vs. Virginia Tech (1-25-2011)  
22 points, 12 rebounds, 11 assists
- Ja'von Franklin** - at Syracuse (2-28-2023)  
14 points, 15 rebounds, 10 assists

## Consecutive Games with a 3-pt FG

- Dennis Scott** - 69 games (ACC record)  
1/12/1988 vs. Georgia State through 2/7/1990 vs. Wake Forest
- Matt Harpring** - 42 games  
1/3/196 vs. Maryland through 2/2/1997 vs. Duke
- Anthony Morrow** - 41 games  
2/11/2007 vs. Connecticut through 3/13/2008 vs. Virginia
- Travis Best** - 39 games  
2/2/1992 vs. Maryland through 3/12/1993 vs. Duke
- Jose Alvarado** - 35 games  
1/4/2020 vs. North Carolina through 2/12/2021 vs. Clemson

## Perfect Games at the Free Throw Line

- (minimum 10 attempts)
- 15-15 ..... Roger Kaiser vs. Oklahoma City (2-14-1959)
- 14-14 ..... Mark Price vs. Duke (3-9-1985)
- 13-13 ..... Rich Yunkus vs. Furman (1-15-1970)
- 12-12 ..... Bobby Kimmel at Vanderbilt (1-22-1955)
- 12-12 ..... Terry Randall vs. Howard (1-3-1957)
- 12-12 ..... Bob Seemer vs. Florida State (1-24-1970)
- 12-12 ..... Rich Yunkus at Tulane (2-23-1970)
- 12-12 ..... Brian Oliver at Wake Forest (1-7-1989)
- 12-12 ..... Matt Harpring at Maryland (2-21-1998)
- 12-12 ..... Daniel Miller vs. Maryland (2-27-2013)
- 12-12 ..... Marcus Georges-Hunt vs. Louisville (1-23-2016)
- 11-11 ..... Roger Kaiser vs. Ohio (3-11-1960)
- 11-11 ..... Phil Wagner vs. Georgia (1-21-1967)
- 11-11 ..... Robert Carter, Jr. at Florida State (3-2-2014)
- 10-10 ..... Bud Blemker vs. Alabama (12-5-1957)
- 10-10 ..... Bud Blemker at Vanderbilt (2-28-1959)
- 10-10 ..... Phil Wagner vs. Tulane (1-6-1968)
- 10-10 ..... Bruce Dalrymple vs. Virginia (1-23-1984)
- 10-10 ..... Matt Harpring vs. Maryland (3-9-1996)
- 10-10 ..... Tony Akins vs. North Carolina (2-2-2002)
- 10-10 ..... Jarrett Jack at North Carolina (1-12-2005)
- 10-10 ..... Jeremis Smith vs. Tennessee State (12-10-2005)
- 10-10 ..... Jalon Moore vs. Northeastern (12-2-2022)

## Perfect from Three

- (minimum 5 attempts)
- 5-5 ..... Tony Akins vs. Davidson (12-19-2001)  
has happened only once

RECORDS

# SINGLE-GAME OPPONENT HIGHS

## 100-Point Games

123	Georgia State (11-25-2020, 4ot)
121	at UCLA (12-27-69)
118	vs. North Carolina (2-12-72)
118	vs. NC State (2-10-73)
114	at Furman (2-11-54)
114	vs. Wake Forest (3-8-07)
111	at Furman (1-31-53)
111	at Furman (1-13-55)
111	vs. North Carolina (2-8-75)
110	at Duke (1-4-17)
108	at Florida State, 2ot (2-11-99)
108	at Florida State (2-19-72)
108	vs. Baylor (12-27-73)
108	vs. North Carolina (2-9-74)
108	at Clemson (1-24-01)
107	vs. North Carolina (2-9-73)
107	at Duke (2-22-75)
107	vs. Texas (11-27-91)
107	North Carolina, 2ot (2-8-98)
106	at Clemson (2-22-66)
106	at Duke (2-26-83)
105	at Kentucky (1-9-54)
105	vs. Georgia, 3ot (12-19-90)
105	Illinois (vs. 11-23-01)
104	at Kentucky (1-7-56)
104	vs. Wisconsin (12-28-63)
104	at Duke (1-10-02)
104	at North Carolina (2-28-09)
103	at Vanderbilt (2-29-64)
103	at North Carolina (1-11-54)
102	vs. Marquette (12-27-06)
102	at NC State (2-12-66)
102	vs. Bowling Green (12-30-72)
102	Oklahoma City (2-28-73)
102	Mercer (1-28-74)
102	at Illinois (1-22-89)
102	at Virginia Tech (2-13-11)
101	Wake Forest (1-27-05)

\*Last opponent to score 100 points in regulation

## Fewest Points

6	at Auburn (2-27-1914)
7	Mercer (1-8-1909)
9	at Sacrament Athletic Club (12-30-1923)
11	Georgia, ot (3-17-1906)
11	at Clemson (2-8-1913)
11	vs. Birmingham Southern (2-25-1921)
12	Auburn (2-20-1914)
12	Auburn (1-28-1922)
13	at Clemson (1-5-1924)
13	Auburn (2-19-1926)
13	Clemson (1-20-1937)
14	at Newberry (3-5-1920)
14	vs. Sewanee (2-27-1925)
14	Southern Bell (1-28-1927)

## Since 1949-50

36	vs. Rice (11-22-2012)
37	Wofford (1-31-1977)
37	Alabama State (11-19-2004)
38	Florida (2-10-1950)
38	Auburn (2-7-1961)
38	vs. Cincinnati (3-2-1978)
38	Georgia (2-18-1980)
38	Presbyterian (11-14-2012)
39	Charlottesville (12-3-1949)
39	Charleston Southern (11-12-2010)
39	Wake Forest (1-19-2011)
40	vs. Boston University (12-28-1965)
40	at Boston College (1-19-1980)
40	at Georgia Southern (2-13-1982)
40	Maryland-Eastern Shore (1-13-1985)
40	UNC Greensboro (12-31-1996)
40	at St. Louis (2-16-2002)
40	Marist (12-23-2003)
40	Florida A&M (12/9/2018)

## Most Points - Half

67	vs. Illinois (11-23-2001, 1st)
64	vs. North Carolina (2-9-1973, 2nd)
62	vs. NC State (2-10-1973, 1st)
62	at UCLA (12-27-1969, 1st)
61	vs. North Carolina (2-9-1974, 2nd)
61	vs. Baylor (12-27-1973, 2nd)
61	vs. North Carolina (2-12-1972, 1st)
61	at Wake Forest (3-2-2005, 2nd)
61	at Clemson (3-4-2006, 2nd)
61	at Duke (1-4-2017)
60	vs. Bowling Green (12-30-1972, 2nd)
60	vs. Texas (11-27-1991, 2nd)

## Most Points - OT Period

24	at Clemson (2-5-1902)
21	at Illinois (1-22-1989)
17	North Carolina (2-8-1998, 2nd)
17	vs. Wake Forest (3-8-2007, 1st)
16	at Wake Forest (2-2-1994)
15	Georgia (1-26-1949)
15	at Florida (2-22-1960)
15	at Rice (12-16-1963)
15	vs. Wake Forest (3-8-2007, 2nd)
15	Virginia Tech (1-12-2013)

## Fewest Points - Half

8	Univ. of the South (12-2-1980, 2nd)
11	UTRGV (11-21-2018, 1st)
12	UNC Greensboro (12-31-1996, 1st)
12	at Air Force (12-11-2004, 1st)
13	Virginia (12-1-1969, 1st)
13	at St. Louis (2-16-2002, 1st)
13	Charleston Southern (11-12-2010, 1st)
13	Wake Forest (1-19-2011, 2nd)
13	Presbyterian (11-14-2012, 2nd)
13	Florida A&M (12-9-2018, 1st)
14	Wofford (1-19-1984, 1st)
14	Marist (12-23-2003, 1st)

14	James Madison (12-15-2004, 1st)
14	Miss. Valley St. (11-26-2013, 1st)
15	Wofford (1-31-1977, 1st)
15	at Georgia (11-26-1976, 2nd)
15	Tennessee (2-17-1959, 2nd)
15	Tennessee State (12-6-2003, 1st)
15	Alabama A&M (12-17-2003, 1st)
15	Florida State (1-25-2017, 1st)

## Field Goals

49	at UCLA (12-27-1969)
49	vs. NC State (2-10-1973)
46	vs. North Carolina (2-8-1975)
46	vs. North Carolina (2-9-1973)
46	at Duke (2-22-1975)
46	Georgia State (11-25-2020)
45	vs. NC State (2-7-1975)

## Field Goal Attempts

103	vs. Loyola Marymount (12-22-1990)
95	Georgia State (11-25-2020)
94	vs. North Carolina (2-9-1973)
94	vs. Georgia (12-19-1990)
93	vs. NC State (2-7-1975)
93	vs. Texas (11-27-1991)
90	vs. NC State (2-10-1973)
90	vs. NC State (2-8-1974)

## Highest Field Goal Pct.

.700	(28-40)	North Carolina (1-23-1982)
.692	(27-39)	at Clemson (1-12-2011)
.659	(29-44)	Georgia (1-16-1974)
.652	(30-46)	Wake Forest (1-2-1982)
.645	(40-62)	at North Carolina (1-24-1987)
.643	(27-42)	at NC State (2-22-1997)
.638	(37-58)	North Carolina (2-2-1998)
.630	(29-46)	vs. Wake Forest (3-10-1996)
.625	(30-48)	at Virginia (2-7-1994)
.623	(38-61)	Tulane (1-7-1967)
.623	(38-61)	at North Carolina (2-21-2015)
.621	(36-58)	at Florida State (2-21-1970)
.618	(21-34)	vs. Virginia Tech (12-22-1979)

## Lowest Field Goal Pct.

.163	(13-80)	at Kentucky (1-2-1960)
.229	(11-48)	vs. Rice (11-22-2012)
.230	(17-74)	Howard (1-3-1957)
.230	(17-74)	at Alabama (12-17-1962)
.235	(16-68)	Georgia (12-18-1956)
.247	(20-81)	vs. Virginia (3-13-1992)
.250	(15-60)	at Alabama State (12-17-2012)
.254	(16-63)	Tennessee (2-20-1962)
.254	(16-63)	UNC-Greensboro (12-31-1996)
.255	(14-55)	Wofford (11-24-2000)
.255	(13-51)	Alabama A&M (12-17-2003)
.255	(13-51)	Alabama State (11-19-2004)
.256	(20-78)	Tulane (2-8-1958)

## 3-Point Field Goals

16	at Duke (1-4-2017)
15	Presbyterian (1-6-2008)
15	at Louisville (1-15-1994)
15	at Syracuse (3-4-2017)
14	at Clemson (1-24-2001)
14	North Carolina (2-2-2002)
14	at Illinois (11-28-2012)
14	vs. Boston College (3-14-2013)
14	at Cincinnati (11-22-2023)
14	Clemson (2-21-2024)
13	Campbell (11-27-1995)
13	vs. Santa Clara (12-30-1995)
13	at Virginia (1-8-2000)
13	Pennsylvania (11-19-2001)
13	vs. Illinois (11-23-2001)
13	Duke (2-9-2002)
13	at NC State (1-14-2006)
13	Cornell (11-13-2015)
13	at Virginia Tech (2-13-2019)
13	North Carolina (1-29-2019)

## 3-Point FG Attempts

41	at NC State (1-24-2004)
40	Marist (1-2-1990)
38	at Chattanooga (12-14-2009)
36	Cornell (1-2-2002)
36	at Virginia, ot (1-27-2008)
35	vs. Georgia (12-19-1990)
35	at NC State (3-6-2019)
34	North Texas (12-31-1997)
33	vs. Clemson (3-13-1993)
33	vs. Air Force (12-11-2004)
33	Belmont (3-19-2017)
33	at Syracuse (1-12-2019)
33	Miami (3-4-2009)
32	Tusculum (2-7-2017)
32	at Syracuse (2-21-2022)
32	Miami (1-4-2002)
32	Furman (12-19-1994)
31	North Carolina (2-2-2002)
31	Gardner-Webb (12-1-2002)
31	Florida State (3-6-3004)
31	Wake Forest (1-27-2005)
31	Presbyterian (1-6-2008)
31	Cornell (11-13-2015)
31	Wofford (12-22-2016)
31	Duke (1-4-2017)
30	Georgia State (1-10-1989)
30	at NC State (1-8-1992)
30	Mount St. Mary's (12-18-1996)
30	at Duke (2-21-2001)
30	at Mercer (11-22-2008)
30	vs. Boston University (11-22-2009)
30	vs. Rice (11-22-2012)
30	at Syracuse (3-4-2017)
30	at Wofford (12-6-2017)
30	Georgia State (11-25-2020)

## Highest 3-Pt. FG Pct.

Minimum 10 attempts		
.786	(11-14)	at Clemson (1-12-2011)
.667	(10-15)	vs. UNLV (3-31-1990)
.667	(12-18)	at Duke (2-4-2010)
.647	(11-17)	Duke (2-26-2003)
.643	(9-14)	NC State (2-2-1983)
.643	(9-14)	Maryland (1-4-1994)
.643	(9-14)	vs. Wake Forest (3-10-1996)
.625	(10-16)	NC State (2-3-1991)
.625	(10-16)	at North Carolina (1-29-2012)
.625	(15-24)	at Syracuse (3-4-2017)
.615	(8-13)	at North Carolina (1-8-1998)
.615	(8-13)	vs. Maryland (12-6-1998)
.615	(8-13)	vs. Michigan (12-1-1999)
.600	(9-15)	vs. Michigan (11-26-1993)
.600	(6-10)	Appalachian State (2-21-1983)
.600	(9-15)	Wake Forest (1-18-2006)
.600	(12-20)	at Louisville (2-8-2018)

## Free Throws

41	Maryland (1-25-2008)
37	vs. Yale (12-28-1973)
36	North Carolina (2-11-1980)
36	at Virginia (2-14-1983)
36	at Virginia Tech (2-23-2008)
35	at Southern Methodist (12-1-1961)
35	at Jacksonville (2-8-1969)
35	at Wake Forest (3-2-2005)

## Free Throw Attempts

52	at Rice, ot (12-16-1963)
50	at Alabama (1-23-1974)
49	at Virginia Tech (2-23-2008)
47	Georgia (2-27-1954)
46	vs. Yale (12-28-1973)
46	at Wake Forest (3-2-2005)
45	Auburn (2-8-1954)
45	Maryland (1-25-2006)

## Highest Free Throw Pct.

Minimum 10 attempts		
1.000	(17-17)	vs. St. Joseph's (11-17-2011)
1.000	(17-17)	Wake Forest (2/6/2024)
1.000	(14-14)	at Wake Forest (2-13-1988)
1.000	(12-12)	at Virginia (1-23-1983)
1.000	(12-12)	Wofford (12-1-2015)
1.000	(12-12)	VCU (12-15-2015)
1.000	(11-11)	at Virginia (1-4-1986)
1.000	(11-11)	vs. Villanova (3-15-1986)
1.000	(11-11)	at Virginia (2-18-1987)
1.000	(11-11)	Augusta (12-12-1987)
.955	(21-22)	at Alabama (12-17-1962)
.950	(19-20)	at Florida State (2-3-2004)
.950	(19-20)	at Pittsburgh (2-21-2023)

## Lowest Free Throw Pct.

Minimum 10 attempts		
.250	(4-16)	vs. George Washington (3-18-2005)
.273	(3-11)	at Louisville (1-15-1994)
.304	(7-23)	Winston-Salem State (11-14-2008)
.313	(5-16)	Georgia State (12-3-1977)
.313	(5-16)	at LSU (12-14-1986)
.333	(6-18)	Baylor (12-4-1958)
.333	(5-15)	at LSU (2-9-1959)
.333	(5-15)	Georgia State (1-10-1977)
.333	(4-12)	North Texas (12-31-1997)
.333	(7-21)	at Maryland (1-5-1993)
.333	(10-30)	vs. Connecticut (11-26-2003)
.333	(4-12)	at Clemson (2-8-2005)

## Rebounds

68	Tennessee (1-24-1959)
66	at Auburn (2-27-1974)
65	at Kentucky (1-2-1960)
63	at Mississippi (1-14-1957)
63	Auburn (1-22-1958)
63	at Tennessee (1-27-1964)
62	Oklahoma City, 3ot (2-14-1959)
62	Vanderbilt, ot (1-16-1960)
61	at Alabama (1-23-1974)
60	Kentucky (1-25-1960)
60	Georgia (12-7-1957)

## Assists

28	at Maryland (12-16-2000)
27	at Florida State (2-21-1970)
26	Florida State (2-14-1966)
26	Chattanooga (12-4-1985)
26	North Carolina (3-2-1988)
26	at Clemson, ot (3-4-1989)
26	vs. Georgia (12-19-1990)
26	at Duke (1-11-1992)
26	at North Carolina (2-28-2009)
18	Maryland (2-21-1999)
17	North Texas (12-31-1998)
17	NC State (2-6-2010)
17	Dayton (11-20-2013)
16	Last vs. Maryland (3-12-2010)

## Blocked Shots

13	at Duke (2-5-2005)
12	at Alabama (1-23-1974)
12	Louisville (1-7-2017)
11	James Madison (11-20-1991)
10	vs. Arizona (2-17-1991)
10	at NC State (1-29-1986)
10	vs. LSU (3-17-1990)
10	vs. Massachusetts (12-22-1995)
10	vs. Mississippi (11-29-2013)

# OPPONENT INDIVIDUAL HIGHS

## 30-Point Games

51	Frank Selvy, at Furman (2-11-1954)
48	Rodney Monroe, at NC State (1-13-1991)
47	Doug McKendrick, at Rice (12-6-1965)
42	Shammond Williams, North Carolina (2-8-1998)*
41	Will Solomon, at Clemson (1-24-2001)
41	Olivier Hanlan, vs. Boston College (3-14-2013)
40	KeKe Hicks, Coastal Carolina (11-28-1994)
40	Tyler Hansbrough, North Carolina (2-15-2006)
40	James Florens, Mercer (11-27-2009)
40	Andrew White III, at Syracuse (3-4-2017)
39	Darrell Floyd, at Furman (1-13-1955)
39	Wayman Tisdale, at Oklahoma (12-18-1982)
39	Michael Jordan, at North Carolina (1-29-1983)
39	

# 40-MINUTE MEN

Following is a reverse chronological list of Georgia Tech players since the 1985-86 season who have played every minute of a game (40 minutes of regulation, or every minute of overtime where applicable).

45 = OT; 50 = 2OT; 55 = 3 OT

\*\*last time two players played every minute;

\*\*\*last time three players played every minute

#only time a player has played every minute of a triple-overtime game

Date	Player	Opponent/Site
3/8/2023***	Deebo Coleman	vs. Pittsburgh (Greensboro, N.C.)
3/8/2023***	Ja'von Franklin	vs. Pittsburgh (Greensboro, N.C.)
3/8/2023***	Miles Kelly	vs. Pittsburgh (Greensboro, N.C.)
3/7/2023**	Ja'von Franklin	vs. Florida State (Greensboro, N.C.)
3/7/2023**	Lance Terry	vs. Florida State (Greensboro, N.C.)
3/4/2023	Lance Terry	at Boston College
2/25/2023	Lance Terry	Louisville
2/21/2023	Deebo Coleman	at Pittsburgh
2/21/2023	Ja'von Franklin	at Pittsburgh
2/15/2023	Lance Terry	Virginia Tech
2/8/2023	Lance Terry	Notre Dame
1/21/2023	Deebo Coleman	Syracuse
1/14/2023	Lance Terry	Miami
12/1/2021	Michael Devoe	Wisconsin
3/19/2021	Jose Alvarado	vs. Loyola Chicago (Indianapolis, Ind.)
3/13/2021	Jose Alvarado	vs. Florida State (Greensboro, N.C.)
3/2/2021	Jose Alvarado (45)	Duke
2/27/2021	Moses Wright	Syracuse
2/10/2021	Jose Alvarado	Virginia
2/6/2021	Jose Alvarado	Notre Dame
2/1/2021	Moses Wright	at Louisville
1/30/2021	Jose Alvarado	Florida State
1/30/2021	Michael Devoe	Florida State
1/26/2021	Jose Alvarado	at Duke
1/26/2021	Moses Wright	at Duke
1/23/2021	Bubba Parham	at Virginia
2/19/2020	Jose Alvarado	at Wake Forest
2/1/2020	Jose Alvarado	at Notre Dame
3/12/2019	Michael Devoe	vs. Notre Dame (Charlotte, N.C.)
3/6/2019	Jose Alvarado	at NC State
3/3/2019	Michael Devoe (45)	Boston College
2/23/2019	Jose Alvarado	at Miami
2/20/2019	Jose Alvarado	Pittsburgh
2/10/2019	Jose Alvarado	at Notre Dame
2/10/2019	Michael Devoe	at Notre Dame
1/9/2019	Michael Devoe	Virginia Tech
12/22/2018	Jose Alvarado	Georgia
12/19/2018	Jose Alvarado	at Arkansas
12/17/2019	Jose Alvarado	Gardner-Webb
3/6/2018	Ben Lammers	vs. Boston College (Brooklyn, N.Y.)
3/3/2018	Josh Okogie	Wake Forest
3/1/2018	Josh Okogie	NC State
2/24/2018	Tadic Jackson	at Clemson
2/21/2018	Josh Okogie	at Virginia
2/1/2018	Josh Okogie	Duke
2/8/2018	Jose Alvarado	at Louisville
2/4/2018	Jose Alvarado (45)	at Boston College
1/31/2018	Jose Alvarado	Syracuse
1/31/2018	Ben Lammers	Syracuse
1/28/2018	Jose Alvarado	Clemson
1/18/2018	Jose Alvarado	Virginia
1/10/2018	Jose Alvarado	Notre Dame
12/30/2017	Jose Alvarado	at Notre Dame
12/30/2017	Ben Lammers	at Notre Dame
12/30/2017	Josh Okogie	at Notre Dame
12/6/2017	Jose Alvarado	at Wofford
12/3/2017	Ben Lammers	Tennessee
3/21/2017	Ben Lammers	at Mississippi
3/7/2017	Josh Heath	Pittsburgh
3/7/2017	Ben Lammers	Pittsburgh
2/21/2017	Quinton Stephens	NC State
2/19/2017	Quinton Stephens	Syracuse
2/19/2017	Ben Lammers	Syracuse
2/15/2017	Ben Lammers	at Miami
1/28/2017	Ben Lammers	Notre Dame
1/18/2017	Quinton Stephens	at Virginia Tech
1/15/2017	Quinton Stephens	at NC State
2/20/2016	Marcus Georges-Hunt	Notre Dame
1/2/1999	Jason Floyd	at NC State
12/5/1998	Ashley Kelly (45)	Appalachian State
11/28/1998	Jon Babul	vs. West Virginia (Hilo, Hawaii)
11/27/1998	Alvin Jones (45)	vs. New Orleans (Hilo, Hawaii)
1/25/1998	Matt Harpring	at NC State
2/9/1997	Gary Saunders	at Florida State
1/25/1997	Matt Harpring	NC State
1/22/1997	Matt Harpring	at Virginia
1/5/1997	Matt Harpring	Duke
12/26/1996	Eddie Elisma	vs. Hofstra (New York, N.Y.)
12/26/1996	Gary Saunders	vs. Hofstra (New York, N.Y.)
12/12/1996	Matt Harpring	at Maryland
12/1/1996	Matt Harpring	Georgia
3/10/1996	Stephon Marbury	vs. Wake Forest (Greensboro, N.C.)
3/9/1996	Drew Barry	vs. Maryland (Greensboro, N.C.)
2/21/1996	Matt Harpring	at Virginia
2/1/1996	Stephon Marbury	at Virginia
2/17/1996	Drew Barry	Wake Forest
2/3/1996	Stephon Marbury	at Maryland
11/27/1995	Matt Harpring	Campbell (The Omni)
3/10/1995	Travis Best	vs. Virginia (Greensboro, N.C.)
3/4/1995	Travis Best	at Clemson
3/2/1995	Travis Best	Florida State
2/25/1995	Travis Best	at NC State
2/25/1995	Matt Harpring	at NC State
2/15/1995	Travis Best	North Carolina A&T
2/12/1995	Matt Harpring	North Carolina
2/4/1995	Matt Harpring	Maryland

1/11/1995	Travis Best	at North Carolina
1/7/1995	Travis Best	Duke
12/7/1994	James Forrest	vs. Louisville (Georgia Dome)
3/5/1994	Travis Best	Clemson
3/2/1994	Travis Best	Florida State
3/2/1994	Fred Vinson	Florida State
2/12/1994	Travis Best	at North Carolina
1/29/1994	Travis Best	Florida State
1/19/1994	Travis Best	at Wake Forest
1/4/1994	James Forrest	Maryland
12/29/1993	Travis Best	vs. St. John's (Madison Square Garden)
12/15/1993	Travis Best	vs. Georgia (The Omni)
3/4/1993	Travis Best	Florida State
2/28/1993	Travis Best	at NC State
2/23/1993	Travis Best	Virginia
2/20/1993	James Forrest	at Wake Forest
2/20/1993	Travis Best	at Wake Forest
2/17/1993	Travis Best	at Richmond
2/10/1993	Travis Best	at Duke
2/4/1993	Travis Best	Clemson
1/23/1993	Travis Best	at Virginia
1/21/1993	James Forrest	Wake Forest
1/21/1993	Travis Best	Wake Forest
1/16/1993	James Forrest	College of Charleston
1/16/1993	James Forrest	College of Charleston
1/16/1993	Travis Best	College of Charleston
1/9/1993	James Forrest	Duke
12/19/1992	Malcolm Mackey	vs. Louisville (Georgia Dome)
12/19/1992	James Forrest	vs. Louisville (Georgia Dome)
3/27/1992	Malcolm Mackey (45)	vs. Memphis State (Kansas City, Mo.)
3/21/1992	Malcolm Mackey	vs. Southern California (Milwaukee, Wis.)
3/14/1992	Malcolm Mackey	vs. Duke (Charlotte, N.C.)
2/2/1992	Jon Barry	North Carolina
1/28/1992	Jon Barry	College Of Charleston
3/17/1991	Malcolm Mackey	vs. Ohio State (Dayton, Ohio)
3/8/1991	Jon Barry	vs. NC State (Charlotte, N.C.)
3/8/1991	Kenny Anderson	vs. NC State (Charlotte, N.C.)
3/2/1991	Kenny Anderson	at Clemson
2/28/1991	Kenny Anderson	North Carolina
2/19/1991	Bryan Hill	at Virginia
2/19/1991	Kenny Anderson	at Virginia
2/17/1991	Kenny Anderson	at Arizona
2/13/1991	Malcolm Mackey	at Maryland
2/13/1991	Kenny Anderson	at Maryland
2/9/1991	Jon Barry	at Wake Forest
2/9/1991	Kenny Anderson	at Wake Forest
2/3/1991	Kenny Anderson	NC State
1/30/1991	Malcolm Mackey	Duke
1/30/1991	Kenny Anderson	Duke
1/30/1991	Jon Barry	Duke
1/27/1991	Jon Barry	at North Carolina
1/27/1991	Kenny Anderson	at North Carolina
1/13/1991	Malcolm Mackey	at NC State
1/13/1991	Kenny Anderson	at NC State
12/19/1990#	Kenny Anderson (55)	vs. Georgia (The Omni)
12/15/1990	Kenny Anderson	at Temple
12/5/1990	Jon Barry (45)	vs. St. John's (Landover, Md.)
12/5/1990	Kenny Anderson (45)	vs. St. John's (Landover, Md.)
12/1/1990	Kenny Anderson	at Richmond
12/1/1990	Jon Barry	at Richmond
12/1/1990	Malcolm Mackey	at Richmond
3/25/1990	Dennis Scott	vs. Minnesota (New Orleans, La.)
3/23/1990	Dennis Scott (45)	vs. Michigan State (New Orleans, La.)
3/23/1990	Kenny Anderson (45)	vs. Michigan State (New Orleans, La.)
3/17/1990	Dennis Scott	vs. LSU (Knowlville, Tenn.)
3/17/1990	Kenny Anderson	vs. LSU (Knowlville, Tenn.)
3/11/1990	Dennis Scott	vs. Virginia (Charlotte, N.C.)
3/11/1990	Kenny Anderson	vs. Virginia (Charlotte, N.C.)
3/10/1990	Kenny Anderson	vs. Duke (Charlotte, N.C.)
3/10/1990	Brian Oliver	vs. Duke (Charlotte, N.C.)
3/9/1990	Dennis Scott	vs. NC State (Charlotte, N.C.)
3/9/1990	Brian Oliver	vs. NC State (Charlotte, N.C.)
3/3/1990	Dennis Scott	Clemson
2/28/1990	Dennis Scott	at North Carolina
2/28/1990	Kenny Anderson	at North Carolina
2/24/1990	Dennis Scott (45)	at Notre Dame
2/24/1990	Kenny Anderson (45)	at Notre Dame
2/24/1990	Brian Oliver (45)	at Notre Dame
2/22/1990	Dennis Scott	Virginia
2/17/1990	Dennis Scott (50)	at NC State
2/17/1990	Kenny Anderson (50)	at NC State
2/15/1990	Dennis Scott	vs. Fordham (Madison Square Garden)
2/10/1990	Brian Oliver	at Louisville
2/10/1990	Dennis Scott	at Louisville
2/7/1990	Kenny Anderson	Wake Forest
1/28/1990	Kenny Anderson	at Duke
1/28/1990	Brian Oliver	at Duke
1/25/1990	Dennis Scott	at Clemson
1/25/1990	Kenny Anderson	at Clemson
1/21/1990	Dennis Scott (45)	at Virginia
1/16/1990	Dennis Scott	Temple
1/11/1990	Dennis Scott	Duke
1/11/1990	Kenny Anderson	Duke
12/16/1989	Dennis Scott	vs. Georgia (The Omni)
12/16/1989	Kenny Anderson	vs. Georgia (The Omni)
12/4/1989	Dennis Scott	vs. Pittsburgh (Hartford, Conn.)
11/28/1989	Dennis Scott	Richmond
3/17/1989	Tom Hammonds	vs. Texas (Dallas, Texas)
3/10/1989	Tom Hammonds	vs. North Carolina (The Omni)
3/1/1989	Tom Hammonds (45)	at Clemson
3/1/1989	Tom Hammonds	North Carolina
2/25/1989	Tom Hammonds	Notre Dame
2/22/1989	Dennis Scott	Virginia
2/18/1989	Brian Oliver	NC State
2/14/1989	Tom Hammonds	at Maryland
2/14/1989	Dennis Scott	at Maryland
2/14/1989	Brian Oliver	at Maryland

## Never Missed a Game at Tech

Four-year players who played every game of their careers (ACC era)

Player (Years)	Starts	Games	Missed
Malcolm Mackey (1990-93)	127	130	0
Marvin Lewis (2001-04)	121	130	0
Mark Price (1983-86)*	126	126	0
Daniel Miller (2010-14)*	126	126	0
Travis Best (1992-95)	122	124	0
Kyle Sturdivant (2020-24)	49	123	0

\*Only players to start 100% of Tech's games for 4 years

## Game Close

Marcus Georges-Hunt (2012-16)	129	130	1
Brian Oliver (1987-90)	113	127	1
Bruce Dalrymple (1984-87)	126	126	1
John Salley (1983-86)	125	125	1
Kammeon Holsey (2011-14)	58	125	1
Alvin Jones (1998-01)	118	124	1
Tony Akins (1999-02)	117	122	1
Matt Harpring (1995-98)	119	124	2
Tom Hammonds (1986-89)	122	123	4
Michael Devoe (2018-22)	106	117	4

2/11/1989	Tom Hammonds	Wake Forest
2/11/1989	Dennis Scott	Wake Forest
2/8/1989	Tom Hammonds	vs. Iowa (Madison Square Garden)
2/8/1989	Dennis Scott	vs. Iowa (Madison Square Garden)
2/6/1989	Tom Hammonds	at Virginia
2/6/1989	Dennis Scott	at Virginia
2/2/1989	Brian Oliver	Duke
1/28/1989	Dennis Scott	at North Carolina
1/22/1989	Dennis Scott (50)	at Illinois
1/15/1989	Tom Hammonds	Louisville
1/15/1989	Dennis Scott	Louisville
1/15/1989	Brian Oliver	Louisville
1/7/1989	Dennis Scott	at Wake Forest (Greensboro, N.C.)
12/30/1988	Tom Hammonds	vs. Purdue (Honolulu, Hawaii)
12/30/1988	Dennis Scott	vs. Purdue (Honolulu, Hawaii)
12/30/1988	Brian Oliver	vs. Purdue (Honolulu, Hawaii)
12/29/1988	Tom Hammonds	vs. Illinois (Honolulu, Hawaii)
12/29/1988	Brian Oliver	vs. Illinois (Honolulu, Hawaii)
12/20/1988	Tom Hammonds	at Richmond
12/20/1988	Dennis Scott	at Richmond
12/20/1988	Brian Oliver	at Richmond
12/17/1988	Tom Hammonds	vs. Georgia (The Omni)
12/17/1988	Dennis Scott	vs. Georgia (The Omni)
2/28/1988	Tom Hammonds	Duke
2/25/1988	Tom Hammonds	Virginia
2/13/1988	Tom Hammonds	vs. Wake Forest (Greensboro, N.C.)
2/8/1988	Tom Hammonds	at Maryland
2/6/1988	Tom Hammonds	DePaul
2/3/1988	Duane Ferrell	at Duke
2/3/1988	Tom Hammonds	at Duke
1/30/1988	Tom Hammonds	at North Carolina
1/23/1988	Duane Ferrell	at Virginia
1/25/1987	Tom Hammonds	vs. Georgia (The Omni)
11/23/1987	Dennis Scott	at Florida
3/13/1987	Tom Hammonds	vs. LSU (Rosemont, Ill.)
3/1/1987	Duane Ferrell	North Carolina (The Omni)
3/1/1987	Bruce Dalrymple	North Carolina (The Omni)
3/1/1987	Tom Hammonds	North Carolina (The Omni)
2/25/1987	Bruce Dalrymple	at Clemson
2/21/1987	Tom Hammonds	at Duke
2/21/1987	Brian Oliver	at Duke
1/29/1987	Tom Hammonds	Duke
1/22/1987	Tom Hammonds	Virginia (The Omni)
1/22/1987	Duane Ferrell	Virginia (The Omni)
1/22/1987	Bruce Dalrymple	Virginia (The Omni)
1/20/1987	Tom Hammonds	at Georgia Tech
1/10/1987	Tom Hammonds	at NC State
1/3/1987	Tom Hammonds (45)	at Wake Forest
1/3/1987	Craig Neal (45)	at Wake Forest
12/29/1986	Duane Ferrell	vs. St. John's (Madison Square Garden)
12/29/1986	Tom Hammonds	vs. St. John's (Madison Square Garden)
12/20/1986	Tom Hammonds	vs. SMU (Tokyo, Japan)
12/19/1986	Duane Ferrell (45)	vs. Boston College (Tokyo, Japan)
12/19/1986	Tom Hammonds (45)	vs. Boston College (Tokyo, Japan)
12/14/1986	Tom Hammonds	at LSU
12/3/1986	Tom Hammonds	vs. Georgia (The Omni)
2/9/1986	John Salley	at Duke
2/6/1986	Tom Hammonds	UNC Charlotte
2/6/1986	Mark Price	UNC Charlotte
1/11/1986	Bruce Dalrymple	Maryland
1/4/1986	Mark Price	at Virginia
12/2/1985	Bruce Dalrymple	at St. Louis
12/2/1985	Mark Price	at St. Louis



# MCCAMISH PAVILION RECORDS



**JOSE ALVARADO SET A GEORGIA TECH RECORD WITH NINE STEALS IN A JAN. 25, 2020 VICTORY OVER NC STATE.**

## Georgia Tech - GAME HIGHS

Points	120	Georgia State (11/25/2020)
Field Goals Made	47	Cornell (11/13/2015)
Field Goal Attempts	98	Georgia State (11/25-2020)
Field Goal Percentage	.603 (47-78)	Cornell (11/13/2015)
3-Point Field Goals Made	16	Clemson (1/20/2021)
3-Point Field Goal Attempts	35	Notre Dame (1/9/2024)
3-Point Field Goal Percentage	.593 (16-27)	Clemson (1/20/2021)
Free Throws Made	41	Georgia State (11/25/2020)
Free Throw Attempts	59	Georgia State (11/25/2020)
Free Throw Percentage	.952 (20-21)	Coppin State (12/27/2017)
Rebounds	70	Georgia State (11/25/2020)
Assists	30	Cornell (11/13/2015)
Steals	15	North Carolina (12/31/2016)
Blocked Shots	16	Southern (11/14/2016)*
Turnovers	22	Georgia State (11/25/2020)
Fouls	29	Georgia State (11/25/2020)

\*school record

## Opponent - GAME HIGHS

Points	123	Georgia State (11/25/2020)
Field Goals Made	46	Georgia State (11/25/2020)
Field Goal Attempts	95	Georgia State (11/25/2020)
Field Goal Percentage	.593 (32-54)	Notre Dame (2-6-2021)
3-Point Field Goals Made	14	Syracuse (12-7-2019)
3-Point Field Goal Attempts	33	Belmont (3/19/2017)
3-Point Field Goal Percentage	.563 (9-16)	Louisville (1/7/2017)
Free Throws Made	28	Virginia Tech (1/16/2016)
Free Throw Attempts	38	Pittsburgh (2/20/2019)
Free Throw Percentage	1.000 (17-17)	Wake Forest
	1.000 (12-12)	VCU (12/15/2015)
	1.000 (12-12)	Wofford (12/1/2015)
	1.000 (8-8)	Appalachian State (12/15/2014)
Rebounds	58	Georgia State (11/25/2020)
Assists	24	Duke (1/28/2023)
Steals	17	Dayton (11/20/2013)
Blocked Shots	12	Louisville (1/7/2017)
Turnovers	25	Florida A&M (12/9/2018)
Fouls	37	Georgia State (11/25/2020)

## Georgia Tech - GAME LOWS

Points	42	Clemson (2/6/2019)
	42	Miami (1/18/2014)
Field Goals Made	13	Clemson (2/6/2019)
	13	Miami (1/18/2014)
Field Goal Attempts	38	Virginia Tech (1/9/2019)
Field Goal Percentage	.263 (15-57)	Syracuse (1/7/2015)
3-Point Field Goals Made	1	Louisville (1/19/2019)
	1	Miami (1/3/2018)
	1	Bethune-Cookman (11/19/2017)
	1	Georgia (12/20/2016)
	1	Louisville (1/7/2017)
	1	Louisville (2/23/2015)
	1	North Carolina (3/3/2015)

3-Point Field Goal Attempts	8	Bethune-Cookman (11/19/2017)
	8	Louisville (1/7/2017)
3-Point Field Goal Percentage	.063 (1-16)	North Carolina (3/3/2015)
Free Throws Made	0	Pittsburgh (1/14/2023)
Free Throw Attempts	3	Pittsburgh (1/14/2023)
Free Throw Percentage	.000 (0-3)	Pittsburgh (1/14/2023)
Rebounds	18	Pittsburgh (1/14/2014)
Assists	6	Clemson (2/21/2024)
Steals	0	Pittsburgh (1/14/2023)
	0	Clemson (2/21/2024)
Blocked Shots	0	Florida State (1/26/2022)
Turnovers	5	Alabama State (12/17/2022)
Fouls	7	Coppin State (12/27/2017)

## Opponent - GAME LOWS

Points	38	Presbyterian (11/14/2012)
Field Goals Made	12	UTRGV (11/21/2018)
Field Goal Attempts	45	Vanderbilt (12/20/2014)
Field Goal Percentage	.226 (12-53)	UTRGV (11/21/2018)
3-Point Field Goals Made	0	Pittsburgh (3/5/2016)
3-Point Field Goal Attempts	7	Pittsburgh (1/14/2014)
3-Point Field Goal Percentage	.000 (0-11)	Pittsburgh (3/5/2016)
Free Throws Made	2	Virginia (2/10/2021)
	2	Coppin State (12/27/2017)
Free Throw Attempts	2	Virginia (2/10/2021)
Free Throw Percentage	.400 (10-25)	Bethune-Cookman (11/19/2017)
	.400 (4-10)	Duquesne (12/29/2015)
Rebounds	19	Boston College (2/13/2014)
Assists	4	Miami (1/18/2014)
Steals	2	Georgia (12/6/2022)
	2	Yale (1/6/2018)
	2	Belmont (3/19/2017)
	2	Cornell (11/13/2015)
	2	North Carolina (1/29/2014)
	2	North Carolina A&T (11/24/2013)
Blocked Shots	0	North Carolina (1/30/2024)
	0	North Alabama (1/26/2022)
	0	Wake Forest (1/3/2021)
	0	Florida A&M (12/18/2020)
	0	Lamar (1/9/2018)
	0	Prairie View A&M (11/23/2018)
	0	Cornell (11/13/2015)
	0	Pittsburgh (3/5/2016)
Turnovers	3	Pittsburgh (1/14/2023)
Fouls	9	Clayton State (1/23/2022)
	9	Stetson (11/12/2021)
	9	Virginia (2/10/2021)
	9	Notre Dame (2/6/2021)

## Georgia Tech - INDIVIDUAL GAME HIGHS

Points	38	Josh Okogie vs Tulane (11/26/2016)
Field Goals Made	14	Moses Wright vs. Syracuse (2/27/2021)
Field Goal Attempts	25	Moses Wright vs. Syracuse (2/27/2021)
Field Goal Percentage (most attempts)	1.000 (7-7)	Abdoulaye Gueye vs Kennesaw State (12/28/2018)
	1.000 (6-6)	Rodney Howard vs. Charleston Southern (11/22/2021)
3-Point Field Goals Made	7	Miles Kelly vs. Notre Dame (1/9/2024)
3-Point Field Goal Attempts	15	Miles Kelly vs. Notre Dame (1/9/2024)
3-Point Field Goal Pct. (most attempts)	1.000 (4-4)	Kyle Sturdivant vs. North Carolina (1/30/2024)
	1.000 (4-4)	Tadic Jackson vs Wofford (12/22/2016)
	1.000 (4-4)	Quinton Stephens vs Virginia (1/9/2016)
Free Throws Made	14	Moses Wright vs. Georgia State (11/25/2020)
	14	Josh Okogie vs Florida State (1/25/2017)
Free Throw Attempts	22	Moses Wright vs. Georgia State (11/25/2020)
Free Throw Percentage (most attempts)	1.000 (12-12)	Daniel Miller vs Maryland (2/27/13)
	1.000 (12-12)	Marcus Georges-Hunt vs Louisville (1/23/2016)
Rebounds	19	Moses Wright vs. Georgia State (11/25/2020)
Assists	11	Nathian Georgevs. Notre Dame (1/9/2024)
Steals	9	Jose Alvarado vs. NC State (1/25/2020)*
Blocked Shots	9	Ben Lammers vs Southern (11/14/2016)
Turnovers	8	Michael Devoe vs. Georgia State (11/25/2020)

\*school record

## Opponent - INDIVIDUAL GAME HIGHS

Points	30	Devin McGlockton of Boston College (1/6/2024)
Field Goals Made	12	Devin McGlockton of Boston College (1/6/2024)
	12	P.J. Hall of Clemson (12/21/2022)
	12	Josh Davis of Tulane (11/9/2012)
	12	D.J. Laster of Gardner-Webb (12/17/2018)
Field Goal Attempts	24	R.J. Davis of North Carolina (1/30/2024)
Field Goal Percentage (min 5 made)	1.000 (9-9)	Mark Williams of Duke (3/2/2021)
	1.000 (5-5)	Josh Henderson of Vanderbilt (12/20/14)
3-Point Field Goals Made	8	Brandon Tabb of Bethune-Cookman (11/19/2017)
3-Point Field Goal Attempts	17	Brandon Tabb of Bethune-Cookman (11/19/2017)
3-Point Field Goal Pct. (most attempts)	1.000 (4-4)	Claudell Harris, Jr., of Boston College (1/6/2024)
Free Throws Made	11	Seth Allen of Virginia Tech (1/16/2016)
Free Throw Attempts	16	Kane Williams of Georgia State (11/25/2021)
Free Throw Percentage (most attempts)	1.000 (10-10)	Grayson Allen of Duke (2/11/2018)
Rebounds	15	Zarique Nutter of Northern Illinois (11/17/2022)
	15	Tyler Lydon of Syracuse (2/19/2017)
Assists	11	Reece Beekman of Virginia (1/16/2024)
	11	Christen Cunningham of Louisville (1/19/2019)
	11	Marquise Reed of Clemson (1/28/2018)
Steals	6	Wooga Poplar of Miami (1/4/2023)
	6	Marcus Paige of North Carolina (2/19/2013)
Blocked Shots	6	Nicolas Claxton of Georgia (12/22/2018)
Turnovers	8	Bryant Crawford of Wake Forest (3/3/2018)




# CAREER STATISTICS OF TOP TECH PLAYERS

## TONY AKINS

Guard • 5-11 • 185 • Lilburn, Ga.

- Second-team All-ACC as a senior (2002)
- 11th at Tech in scoring, fourth in assists
- Second in career three-point FG, sixth in steals



### Career Statistics

Year	G-GS	FG- FGA	Pct	3P-3PA	Pct	FT-FTA	Pct	Reb	Avg	A	Bl	St	Pts	Avg
1998-99	31-31	108-344	.316	57-198	.288	76-114	.667	114	3.7	148	1	44	349	11.3
1999-00	30-26	111-301	.369	68-185	.368	55-71	.775	99	3.3	108	2	35	345	11.5
2000-01	30-29	140-318	.440	78-186	.419	78-103	.757	104	3.5	128	0	35	436	14.5
2001-02	31-31	170-406	.419	98-243	.403	90-108	.833	118	3.8	176	0	59	528	17.0
<b>Total</b>	<b>122-117</b>	<b>529-1369</b>	<b>.386</b>	<b>301-812</b>	<b>.371</b>	<b>299-396</b>	<b>.755</b>	<b>435</b>	<b>3.6</b>	<b>560</b>	<b>3</b>	<b>173</b>	<b>1658</b>	<b>13.6</b>

## JOSE ALVARADO

Guard • 6-0 • 179 • Brooklyn, N.Y.

- ACC Defensive Player of the Year, 2021
- Second-team All-ACC as a senior (2021), third-team as a junior (2020)
- 3rd at Tech in career steals, 11th in assists, 19th in points, 11th in 3pt field goals
- Led ACC in steals twice, 2020 and 2021




### Career Statistics

Year	G-GS	FG- FGA	Pct	3P-3PA	Pct	FT-FTA	Pct	Reb	Avg	A	Bl	St	Pts	Avg
2017-18	25-25	99-221	.448	40-108	.370	65-81	.802	93	3.7	77	2	43	303	12.1
2018-19	31-30	132-337	.392	44-154	.286	78-105	.743	121	3.9	105	3	56	386	12.5
2019-20	24-23	119-268	.444	42-125	.336	65-82	.793	81	3.4	96	2	53	345	14.4
2020-21	26-26	141-280	.504	46-118	.390	67-80	.838	90	3.5	106	1	74	395	15.2
<b>TOTAL</b>	<b>106-104</b>	<b>491-1106</b>	<b>.444</b>	<b>172-505</b>	<b>.341</b>	<b>275-348</b>	<b>.790</b>	<b>385</b>	<b>3.6</b>	<b>384</b>	<b>8</b>	<b>226</b>	<b>1429</b>	<b>13.5</b>

## KENNY ANDERSON

Guard • 6-2 • 166 • Rego Park, N.Y.

- Consensus first-team All-America, 1991
- Second-team All-America, 1990
- Two-time All-ACC, 1990-91
- ACC Rookie of the Year, 1990
- National Freshman of the Year, 1990
- Georgia Tech Hall of Fame, 2002
- Second pick in 1991 NBA draft (New Jersey Nets)
- Holds Tech single-game scoring record (50 points)



### Career Statistics

Year	G-GS	FG- FGA	Pct	3P-3PA	Pct	FT-FTA	Pct	Reb	Avg	A	Bl	St	Pts	Avg
1989-90	35-35	283-549	.515	48-117	.410	107-146	.733	193	5.5	285	3	79	721	20.6
1990-91	30-30	278-636	.437	65-185	.351	155-187	.829	171	5.7	169	2	89	776	25.9
<b>Total</b>	<b>65-65</b>	<b>561-1185</b>	<b>.473</b>	<b>113-302</b>	<b>.374</b>	<b>262-333</b>	<b>.787</b>	<b>364</b>	<b>5.6</b>	<b>454</b>	<b>5</b>	<b>168</b>	<b>1497</b>	<b>23.0</b>

## DREW BARRY

Guard • 6-5 • 190 • Danville, Calif.

- All-ACC, 1996 (2nd team)
- ACC All-Freshman, 1993
- Academic All-ACC, 1993, 1996
- Tech's all-time leader in assists
- Led ACC in assists three straight years, 1994-96
- Second-round pick by Seattle in 1996 NBA Draft




### Career Statistics

Year	G-GS	FG- FGA	Pct	3P-3PA	Pct	FT-FTA	Pct	Reb	Avg	A	Bl	St	Pts	Avg
1992-93	30-13	80-171	.468	25-78	.321	33-41	.805	102	3.4	164	9	42	218	7.3
1993-94	24-22	61-145	.421	27-81	.333	45-58	.776	82	3.4	141	6	40	194	8.1
1994-95	27-27	119-232	.513	50-117	.427	73-97	.753	131	4.9	181	13	46	361	13.4
1996	36-36	149-367	.406	77-209	.371	105-133	.789	167	4.7	238	13	65	480	13.3
<b>Total</b>	<b>117-98</b>	<b>409-915</b>	<b>.447</b>	<b>179-485</b>	<b>.369</b>	<b>256-329</b>	<b>.778</b>	<b>482</b>	<b>4.1</b>	<b>724</b>	<b>41</b>	<b>193</b>	<b>1253</b>	<b>10.5</b>

## JON BARRY

Guard • 6-5 • 195 • Danville, Calif.

- All-ACC, 1992 (3rd)
- NBA first-round draft pick by Boston in 1992




### Career Statistics

Year	G-GS	FG- FGA	Pct	3P-3PA	Pct	FT-FTA	Pct	Reb	Avg	A	Bl	St	Pts	Avg
1990-91	30-30	180-405	.444	77-209	.368	41-56	.732	110	3.7	110	16	53	478	15.9
1991-92	35-35	201-468	.429	99-265	.374	101-145	.697	152	4.3	207	8	71	602	17.2
<b>Total</b>	<b>65-65</b>	<b>381-873</b>	<b>.436</b>	<b>176-474</b>	<b>.371</b>	<b>142-201</b>	<b>.706</b>	<b>262</b>	<b>4.0</b>	<b>317</b>	<b>24</b>	<b>124</b>	<b>1080</b>	<b>16.6</b>

## TRAVIS BEST

Guard • 5-11 • 186 • Springfield, Mass.

- Second-team All-America (Basketball Weekly), 1995
- All-ACC second-team, 1994, 1995; third-team, 1993
- NABC all-district, 1994, 1995
- First-round pick by Indiana in 1995 NBA Draft
- Georgia Tech Hall of Fame, inducted 2006



### Career Statistics

Year	G-GS	FG- FGA	Pct	3P-3PA	Pct	FT-FTA	Pct	Reb	Avg	A	Bl	St	Pts	Avg
1991-92	35-33	151-336	.449	56-145	.386	72-98	.735	89	2.5	198	0	48	430	12.3
1992-93	30-30	163-345	.472	80-175	.457	82-109	.752	94	3.1	176	6	51	488	16.3
1993-94	29-29	180-390	.462	49-144	.340	123-142	.866	104	3.6	167	3	58	532	18.3
1994-95	30-30	209-469	.446	73-192	.380	116-137	.847	95	3.2	151	6	60	607	20.2
<b>Total</b>	<b>124-122</b>	<b>703-1540</b>	<b>.456</b>	<b>258-656</b>	<b>.393</b>	<b>393-486</b>	<b>.809</b>	<b>382</b>	<b>3.1</b>	<b>692</b>	<b>15</b>	<b>217</b>	<b>2057</b>	<b>16.6</b>

## BUD BLEMKER

Guard • 5-10 • 181 • Huntingburg, Ind.

- All-SEC, 1958 and 1959
- Georgia Tech Hall of Fame, 1965




### Career Statistics

Year	G	FG- FGA	Pct	3P-3PA	Pct	FT-FTA	Pct	Reb	Avg	A	Bl	St	Pts	Avg
1956-57	26	161-421	.382	-	-	104-125	.832	140	5.4	-	-	-	426	16.4
1957-58	26	182-471	.386	-	-	88-111	.793	128	4.9	-	-	-	452	17.4
1958-59	26	158-406	.389	-	-	72-109	.661	109	4.2	-	-	-	388	14.9
<b>Totals</b>	<b>77</b>	<b>501-1298</b>	<b>.386</b>	<b>-</b>	<b>-</b>	<b>264-327</b>	<b>.807</b>	<b>377</b>	<b>4.8</b>	<b>-</b>	<b>-</b>	<b>-</b>	<b>1266</b>	<b>16.2</b>

## CHRIS BOSH

Forward • 6-10 • 210 • Lancaster, Texas

- All-ACC second-team, 2003
- ACC Rookie of the Year, 2003
- USBWA Freshman All-America, 2003
- USBWA, NABC all-district, 2003
- Fourth overall pick in 2003 NBA Draft (Toronto)
- Olympic Gold Medalist, 2008
- Georgia Tech Sports Hall of Fame, inducted 2018
- Naismith Basketball Hall of Fame, inducted 2021




### Career Statistics

Year	G-GS	FG- FGA	Pct	3P-3PA	Pct	FT-FTA	Pct	Reb	Avg	A	Bl	St	Pts	Avg
2002-03	31-31	168-300	.560	22-46	.478	127-174	.730	278	9.0	38	67	30	485	15.6

## TICO BROWN

Guard • 6-5 • 203 • Kokomo, Ind.

- First-team All-Metro honors in 1977
- Second-team All-Metro Conference in 1978
- Second-round draft pick by Utah Jazz in 1979



### Career Statistics

Year	G	FG- FGA	Pct	3P-3PA	Pct	FT-FTA	Pct	Reb	Avg	A	Bl	St	Pts	Avg
1976-77	28	191-386	.495	-	-	78-95	.821	152	5.4	35	18	16	460	16.4
1977-78	27	182-379	.480	-	-	71-96	.740	133	4.9	40	6	32	435	16.1
1978-79	26	171-374	.457	-	-	71-92	.772	102	3.9	24	0	16	413	15.9
<b>Total</b>	<b>81</b>	<b>544-1139</b>	<b>.478</b>	<b>-</b>	<b>-</b>	<b>220-283</b>	<b>.777</b>	<b>387</b>	<b>4.8</b>	<b>99</b>	<b>24</b>	<b>64</b>	<b>1308</b>	<b>16.1</b>

## JIM CALDWELL

Center • 6-10 • 234 • Lawrenceburg, Ind.

- All-SEC, 1963 & 1964
- Academic All-America (2nd), 1964
- Academic All-SEC, 1963 & 1964
- Georgia Tech Hall of Fame, 1976



### Career Statistics

Year	G	FG- FGA	Pct	3P-3PA	Pct	FT-FTA	Pct	Reb	Avg	A	Bl	St	Pts	Avg
1962-63	26	141-331	.426	-	-	75-98	.765	283	10.9	-	-	-	357	13.7
1963-64	26	148-381	.388	-	-	67-114	.588	364	14.0	-	-	-	363	14.0
1964-65	25	172-427	.402	-	-	90-140	.642	346	13.8	-	-	-	434	17.4
<b>Totals</b>	<b>77</b>	<b>461-1139</b>	<b>.405</b>	<b>-</b>	<b>-</b>	<b>232-352</b>	<b>.659</b>	<b>993</b>	<b>12.9</b>	<b>-</b>	<b>-</b>	<b>-</b>	<b>1154</b>	<b>15.0</b>

## LEWIS CLINCH

Guard • 6-3 • 196 • Cordele, Ga.

- ACC All-Tournament, 2009
- Finished career ninth at Tech in three-point field goals, 37th in points



### Career Statistics

Year	G-GS	FG- FGA	Pct	3P-3PA	Pct	FT-FTA	Pct	Reb	Avg	A	Bl	St	Pts	Avg
2005-06	23-8	78-194	.402	31-76	.408	17-30	.567	65	2.8	48	1	18	204	8.9
2006-07	14-12	66-124	.532	30-63	.476	23-30	.767	27	1.9	13	0	13	185	13.2
2007-08	32-14	105-264	.398	44-132	.333	33-51	.647	62	1.9	42	4	19	287	9.0
2008-														

## CAREER STATISTICS OF TOP TECH PLAYERS

## JASON COLLIER

Forward • 7-0 • 255 • Springfield, Ohio

- Two-time second-team All-ACC selection
- Two seasons at Tech (denoted by \*) after transferring from Indiana
- Became first Jacket to lead ACC in rebounding in 2000
- 15th overall pick by Milwaukee in 2000 NBA Draft




## Career Statistics

Year	G-GS	FG- FGA	Pct	3P-3PA	Pct	FT-FTA	Pct	Reb	Avg	A	Bl	St	Pts	Avg
1998-99*	25-25	153- 347	.441	32- 90	.356	92-128	.719	182	7.3	36	34	15	430	17.2
1999-00*	30-30	178- 376	.473	31- 84	.369	122-166	.735	276	9.2	49	33	23	509	17.0
Total*	55-55	331- 723	.458	63-174	.362	214-294	.728	458	8.3	85	67	38	939	17.1

## JAVARIS CRITTENTON

Guard • 6-5 • 198 • Atlanta, Ga.

- Third-team All-ACC, ACC All-Freshman team, 2007
- Freshman All-America, 2007
- 19th pick in the 2007 NBA draft (Los Angeles Lakers)




## Career Statistics

Year	G-GS	FG- FGA	Pct	3P-3PA	Pct	FT-FTA	Pct	Reb	Avg	A	Bl	St	Pts	Avg
2006-07	32-31	158- 351	.450	36-101	.356	108-138	.783	119	3.7	184	124	2	65	14.4

## BRUCE DALRYMPLE

Guard • 6-4 • 209 • Manhattan, N.Y.

- All-ACC, 1986 (2nd team), ACC Rookie of the Year, 1984
- Recorded the first triple-double in Tech history
- Georgia Tech Hall of Fame, 1994
- Second-round pick by Phoenix in 1987 NBA draft



## Career Statistics

Year	G-GS	FG- FGA	Pct	3P-3PA	Pct	FT-FTA	Pct	Reb	Avg	A	Bl	St	Pts	Avg
1983-84	29-29	148- 310	.477	-	-	98-130	.754	201	6.9	65	5	41	394	13.6
1984-85	35-35	172- 343	.501	-	-	109-150	.727	206	5.9	135	4	65	453	12.9
1985-86	34-34	151- 290	.521	-	-	64-101	.634	171	5.0	138	2	70	366	10.8
1986-87	28-28	143- 326	.439	12- 45	.267	77-107	.720	166	5.9	108	2	51	375	13.4
Total	126-126	614-1269	.484	12- 45	.267	348-488	.713	744	5.9	446	13	227	1588	12.6

## MICHAEL DEVOE

Guard • 6-5 • 191 • Orlando, Fla.

- All-ACC, 2022 (3rd team), honorable mention (2020, 2021)
- ACC Tournament MVP (Everett Case Award), 2021
- Georgia Men's College Player of the Year (Atlanta Tipoff Club), 2022



## Career Statistics

Year	G-GS	FG- FGA	Pct	3P-3PA	Pct	FT-FTA	Pct	Reb	Avg	A	Bl	St	Pts	Avg
2018-19	32-23	101- 251	.402	42-107	.393	66- 93	.710	106	3.3	81	16	44	310	9.7
2019-20	28-28	157- 330	.476	53-124	.427	81-108	.750	110	3.9	96	3	34	448	16.0
2020-21	26-26	136- 298	.456	58-145	.400	61- 81	.753	112	4.3	87	7	33	391	15.0
2021-22	31-29	200- 433	.462	70-192	.365	85-116	.733	151	4.9	97	12	42	555	17.9
Total	117-106	594-1312	.453	223-568	.393	293-398	.736	479	4.1	361	38	153	1704	14.6

## MELVIN DOLD

Guard • 6-2 • 190 • Flora, Ill.

- Georgia Tech Hall of Fame, 1951




## Career Statistics

Year	G	FG- FGA	Pct	3P-3PA	Pct	FT-FTA	Pct	Reb	Avg	A	Bl	St	Pts	Avg
1947-48	25	115-	-	-	-	47-	-	-	-	-	-	-	277	11.1
1948-49	23	122-	-	-	-	41- 74	.554	-	-	-	-	-	285	12.4
1949-50	27	117-	-	-	-	65-112	.580	-	-	-	-	-	299	11.1
1950-51	25	88-	-	-	-	43- 71	.606	-	-	-	-	-	219	8.8
Total	100	442-	-	-	-	196-	-	-	-	-	-	-	1080	10.8

## SAMMY DRUMMER

Forward • 6-5 • 208 • Muncie, Ind.

- First-team All-Metro Conference, 1978
- Selected by Houston Rockets in 1979 NBA draft




## Career Statistics

Year	G	FG- FGA	Pct	3P-3PA	Pct	FT-FTA	Pct	Reb	Avg	A	Bl	St	Pts	Avg
1977-78	27	232- 504	.460	-	-	104-128	.813	166	6.1	49	4	39	568	21.0
1978-79	26	257- 556	.462	-	-	102-146	.699	177	6.8	39	3	51	616	23.7
Total	53	489-1060	.461	-	-	206-274	.752	343	6.5	88	7	90	1184	22.3

## B.J. ELDER

Guard • 6-4 • 218 • Madison, Ga.

- AP All-American (HM), 2004
- All-ACC second team (2004), third team (2003)
- USBWA, NABC all-district, 2004
- Wooden Award finalist, 2004




## Career Statistics

Year	G-GS	FG- FGA	Pct	3P-3PA	Pct	FT-FTA	Pct	Reb	Avg	A	Bl	St	Pts	Avg
2001-02	31-13	115- 269	.428	41-114	.360	37- 47	.787	66	2.1	44	3	27	308	9.9
2002-03	30-28	171- 371	.461	61-154	.396	47- 68	.691	79	2.6	73	2	33	450	15.0
2003-04	38-36	194- 468	.415	77-206	.374	103-132	.780	105	2.8	53	4	28	568	14.9
2004-05	23-21	107- 268	.399	43-126	.341	33- 46	.717	53	2.3	26	3	18	290	12.6
Total	122-98	587-1376	.427	222-600	.370	220-293	.751	303	2.5	196	12	106	1616	13.2

## DERRICK FAVORS

Forward • 6-10 • 246 • Atlanta, Ga.

- ACC Rookie of the Year, 2010; ACC All-Freshman team, 2010
- The Sporting News Freshman All-America, 2003
- Third overall pick in 2010 NBA Draft (New Jersey)




## Career Statistics

Year	G-GS	FG- FGA	Pct	3P-3PA	Pct	FT-FTA	Pct	Reb	Avg	A	Bl	St	Pts	Avg
2009-10	36-35	179- 293	.611	0- 1	.000	90-143	.628	303	8.4	37	90	32	448	12.4

## DUANE FERRELL

Forward • 6-7 • 209 • Baltimore, Md.

- All-ACC (2nd team), 1987 and 1988
- ACC Rookie of the Year, 1985
- Georgia Tech Hall of Fame, 1995
- Signed NBA free agent contract and played 11 years




## Career Statistics

Year	G-GS	FG- FGA	Pct	3P-3PA	Pct	FT-FTA	Pct	Reb	Avg	A	Bl	St	Pts	Avg
1984-85	32-28	117- 232	.504	-	-	56- 98	.571	131	4.1	71	4	13	290	9.1
1985-86	34-33	172- 289	.595	-	-	69- 91	.758	168	4.9	95	17	33	413	12.1
1986-87	29-29	201- 387	.519	6- 15	.400	112-138	.811	170	5.9	79	7	34	520	17.9
1987-88	32-32	230- 432	.532	4- 14	.286	131-175	.749	211	6.6	44	24	39	595	18.6
Total	127-122	720-1340	.537	10- 29	.345	368-502	.733	680	5.4	289	52	119	1818	14.3

## JASON FLOYD

Forward • 6-6 • 205 • Hampton, Ga.

- Two-year starter under coach Bobby Cremins (1999-2000)
- Led Tech in free throw shooting in 1998-99
- Finished career among Tech's career leaders in three-point field goals



## Career Statistics

Year	G-GS	FG- FGA	Pct	3P-3PA	Pct	FT-FTA	Pct	Reb	Avg	A	Bl	St	Pts	Avg
1996-97	27-4	38- 115	.330	14- 62	.226	14- 17	.824	43	1.6	19	3	10	104	3.9
1997-98	33-1	71- 182	.390	44-114	.386	26- 37	.703	79	2.4	35	7	17	212	6.4
1998-99	31-31	150- 375	.400	69-211	.327	48- 57	.842	148	4.8	60	14	36	417	13.5
1999-00	30-26	104- 260	.400	42-135	.311	32- 44	.727	107	3.6	36	10	16	282	9.4
Total	121-62	363- 932	.389	169-522	.324	120-155	.774	377	3.1	150	34	79	1015	8.4

## JAMES FORREST

Forward • 6-8 • 243 • Atlanta, Ga.

- All-ACC first team, 1994
- All-ACC third team, 1995
- Everett Case Award (ACC Tournament MVP), 1993
- Freshman All-America, 1992




## Career Statistics

Year	G-GS	FG- FGA	Pct	3P-3PA	Pct	FT-FTA	Pct	Reb	Avg	A	Bl	St	Pts	Avg
1991-92	35-34	195- 383	.509	1- 4	.250	75-106	.708	224	6.4	64	19	31	466	13.3
1992-93	30-29	246- 454	.542	2- 4	.500	92-134	.687	226	7.5	43	28	31	586	19.5
1993-94	25-22	187- 400	.468	0- 6	.000	101-141	.716	198	7.9	36	18	19	475	19.0
1994-95	24-23	184- 377	.488	0- 4	.000	83-125	.664	198	8.3	38	23	34	451	18.8
Total	114-108	812-1614	.503	3- 18	.167	351-506	.694	846	7.4	181	88	115	1978	17.4

## MARCUS GEORGES-HUNT

Guard • 6-5 • 218 • College Park, Ga.

- All-ACC second-team (coaches), third-team (media), 2016
- ACC All-Academic team, 2014
- ACC Honor Roll, 2014



## Career Statistics


Year	G-GS	FG- FGA	Pct	3P-3PA	Pct	FT-FTA	Pct	Reb	Avg	A	Bl	St	Pts	Avg
2012-13	31-30	123- 289	.426	32- 96	.333	56- 89	.629	151	4.9	46	3	24	334	10.8
2013-14	33-33	133- 320	.416	29- 85	.341	91-135	.674	142	4.3	68	5	27	386	11.7
2014-15	30-30	135- 313	.431	21- 73	.288	116-152	.763	165	5.5	54	4	39	407	13.6
2015-16	36-36	178- 392	.454	40-117	.342	205-249								

# CAREER STATISTICS OF TOP TECH PLAYERS

## TOM HAMMONDS

Forward • 6-9 • 227 • Crestview, Fla.

- Third-team All-America, 1989
- All-ACC first-team, 1988 & 1989; second-team, 1987
- #20 jersey retired, March 1, 1989
- First-round pick by Washington in 1989 NBA Draft
- Inducted into Georgia Tech Hall of Fame, 1996



### Career Statistics

Year	G-GS	FG- FGA	Pct	3P-3PA	Pct	FT-FTA	Pct	Reb	Avg	A	Bl	St	Pts	Avg
1985-86	34-33	168- 276	.609	-	-	80- 93	.816	219	6.4	37	11	14	416	12.2
1986-87	29-29	206- 362	.569	0- 0	.000	59- 74	.797	208	7.2	41	15	12	471	16.2
1987-88	30-30	229- 403	.568	0- 0	.000	109-132	.826	216	7.2	40	20	10	567	18.9
1988-89	30-30	250- 465	.538	1- 3	.333	126-163	.773	242	8.1	51	26	14	627	20.9
<b>Total</b>	<b>123-122</b>	<b>853-1506</b>	<b>.566</b>	<b>1- 3</b>	<b>.333</b>	<b>374-462</b>	<b>.810</b>	<b>885</b>	<b>7.2</b>	<b>169</b>	<b>72</b>	<b>50</b>	<b>2081</b>	<b>16.9</b>

## MATT HARPRING

Forward • 6-8 • 225 • Dunwoody, Ga.

- First-team All-America, 1998
- Academic All-America, 1997 (2nd) & 1998 (1st)
- Three-time all-ACC first team, 1996-98
- NCAA & ACC Postgraduate Scholarships
- ACC All-Freshman, 1995
- #15 jersey retired, Feb. 28, 1998
- Tech's career leader in FT made and attempted
- Second in Tech history in career points, rebounds
- Finalist for Wooden and Naismith awards, 1998
- 15th pick in the 1998 NBA draft by the Orlando Magic




### Career Statistics

Year	G-GS	FG- FGA	Pct	3P-3PA	Pct	FT-FTA	Pct	Reb	Avg	A	Bl	St	Pts	Avg
1994-95	29-24	121- 250	.484	28- 73	.384	81-110	.736	180	6.2	68	7	39	351	12.1
1995-96	36-36	233- 457	.510	66-154	.429	138-181	.762	293	8.1	79	5	61	670	18.6
1996-97	27-27	169- 410	.412	65-190	.342	110-163	.675	222	8.2	60	10	32	513	19.0
1997-98	32-32	230- 504	.456	52-168	.299	179-221	.810	302	9.4	82	7	44	691	21.6
<b>Total</b>	<b>124-119</b>	<b>753-1621</b>	<b>.465</b>	<b>211-585</b>	<b>.361</b>	<b>508-675</b>	<b>.753</b>	<b>997</b>	<b>8.0</b>	<b>289</b>	<b>29</b>	<b>176</b>	<b>2225</b>	<b>17.9</b>

## LENNY HORTON

Forward • 6-7 • 190 • Vauxhall, N.J.

- Honorable mention All-Metro, 1978
- Drafted by Seattle Supersonics, 1980
- Metro All-Freshman, 1977
- Inducted into Georgia Tech Hall of Fame, 1985




### Career Statistics

Year	G	FG- FGA	Pct	3P-3PA	Pct	FT-FTA	Pct	Reb	Avg	A	Bl	St	Pts	Avg
1976-77	28	100- 213	.469	-	-	89-119	.748	134	4.8	39	3	14	289	10.3
1977-78	27	107- 175	.611	-	-	80-103	.777	202	7.5	33	8	16	294	10.9
1978-79	26	136- 223	.610	-	-	65- 78	.833	198	7.6	41	11	28	337	13.0
1979-80	26	171- 293	.584	-	-	104-127	.819	170	6.5	44	5	36	446	17.2
<b>Total</b>	<b>107</b>	<b>514- 904</b>	<b>.568</b>	<b>-</b>	<b>-</b>	<b>338-427</b>	<b>.791</b>	<b>704</b>	<b>6.6</b>	<b>157</b>	<b>27</b>	<b>94</b>	<b>1411</b>	<b>13.2</b>

## JARRETT JACK

Guard • 6-3 • 202 • Fort Washington, Md.

- Honorable mention All-American, 2005
- All-ACC second team, 2005; third team, 2004
- ACC All-Tournament team, 2005
- USBWA All-District, 2005
- First-round draft choice, Denver, 2005 (traded to Portland)




### Career Statistics

Year	G-GS	FG- FGA	Pct	3P-3PA	Pct	FT-FTA	Pct	Reb	Avg	A	Bl	St	TP	Avg
2002-03	31-31	97- 213	.455	17- 60	.283	83-118	.703	110	3.5	185	3	51	294	9.5
2003-04	38-38	145- 318	.456	30- 95	.316	154-192	.802	185	4.9	213	5	74	474	12.5
2004-05	32-31	164- 319	.514	46-104	.442	123-142	.866	155	4.8	145	3	58	497	15.5
<b>Total</b>	<b>101-100</b>	<b>406- 850</b>	<b>.478</b>	<b>93-259</b>	<b>.359</b>	<b>360-452</b>	<b>.796</b>	<b>450</b>	<b>4.5</b>	<b>543</b>	<b>11</b>	<b>183</b>	<b>1265</b>	<b>12.5</b>

## ALVIN JONES

Center • 6-11 • 265 • Lakeland, Fla.

- All-ACC first-team, 2001
- ACC All-Defensive Team, 1998-01
- Has Tech records for blocks in a game, season, career
- Second player in Tech annals with 1,000 pts/1,000 rebs
- Drafted by the Philadelphia 76ers




### Career Statistics

Year	G-GS	FG- FGA	Pct	3P-3PA	Pct	FT-FTA	Pct	Reb	Avg	A	Bl	St	Pts	Avg
1997-98	33-31	80- 161	.497	0- 1	.000	64-115	.557	220	6.7	28	141	18	224	6.8
1998-99	31-28	145- 277	.523	0- 0	.000	105-201	.522	302	9.7	53	107	18	395	12.7
1999-00	30-29	91- 205	.444	0- 1	.000	110-179	.615	241	8.0	43	76	24	292	9.7
2000-01	30-30	134- 278	.482	0- 2	.000	133-223	.596	312	10.4	46	101	28	401	13.4
<b>Total</b>	<b>124-118</b>	<b>450- 921</b>	<b>.489</b>	<b>0- 4</b>	<b>.000</b>	<b>412-718</b>	<b>.574</b>	<b>1075</b>	<b>8.7</b>	<b>170</b>	<b>425</b>	<b>88</b>	<b>1312</b>	<b>10.6</b>

## ROGER KAISER

Guard • 6-1 • 190 • Dale, Ind.

- Consensus first-team All-America in 1961
- First-team All-America in 1960
- SEC Player of the Year, 1961
- Two-time All-SEC, 1960-61
- #21 jersey retired, 1961
- Finished with Tech career records for points, average
- Georgia Tech Hall of Fame, 1966
- NCAA Silver Anniversary Award, 1986



### Career Statistics

Year	G	FG- FGA	Pct	3P-3PA	Pct	FT-FTA	Pct	Reb	Avg	A	Bl	St	Pts	Avg
1958-59	26	138- 342	.404	-	-	106-127	.835	182	7.0	-	-	-	382	14.7
1959-60	28	237- 503	.471	-	-	164-190	.863	154	5.5	-	-	-	638	22.8
1960-61	26	216- 517	.418	-	-	176-203	.867	106	4.1	-	-	-	608	23.4
<b>Total</b>	<b>80</b>	<b>591-1362</b>	<b>.434</b>	<b>-</b>	<b>-</b>	<b>446-520</b>	<b>.858</b>	<b>442</b>	<b>5.5</b>	<b>-</b>	<b>-</b>	<b>-</b>	<b>1628</b>	<b>20.4</b>

## MILES KELLY

Guard • 6-6 • 180 • Stone Mountain, Ga.

- All-ACC honorable mention, 2024
- Set Tech season record for FT% in 2022-23 (.898)




### Career Statistics

Year	G	FG- FGA	Pct	3P-3PA	Pct	FT-FTA	Pct	Reb	Avg	A	Bl	St	Pts	Avg
2021-22	30	48- 118	.407	26- 75	.347	13- 18	.722	43	1.4	19	3	15	135	4.5
2022-23	33	167- 407	.410	89-235	.379	53- 59	.898	112	3.4	43	2	24	476	14.4
2023-24	32	150- 406	.369	69-215	.321	77-105	.733	175	5.5	59	8	25	446	13.9
<b>Total</b>	<b>95</b>	<b>365- 931</b>	<b>.392</b>	<b>184-525</b>	<b>.350</b>	<b>143-182</b>	<b>.786</b>	<b>330</b>	<b>3.5</b>	<b>117</b>	<b>13</b>	<b>64</b>	<b>1057</b>	<b>11.1</b>

## BOBBY KIMMEL

Guard • 6-3 • 175 • Panama City, Fla.

- All-SEC, 1956 and 1957
- Georgia Tech Hall of Fame, 1963



### Career Statistics

Year	G	FG- FGA	Pct	3P-3PA	Pct	FT-FTA	Pct	Reb	Avg	A	Bl	St	Pts	Avg
1954-55	25	119- 361	.330	-	-	122-170	.718	-	-	-	-	-	360	14.4
1955-56	23	137- 342	.401	-	-	159-207	.768	204	8.9	-	-	-	433	18.8
1956-57	26	125- 367	.341	-	-	143-216	.662	223	8.6	-	-	-	393	15.1
<b>Total</b>	<b>98</b>	<b>381-1070</b>	<b>.356</b>	<b>-</b>	<b>-</b>	<b>424-593</b>	<b>.715</b>	<b>-</b>	<b>-</b>	<b>-</b>	<b>-</b>	<b>-</b>	<b>1363</b>	<b>13.9</b>

## BEN LAMMERS

Center • 6-10 • 234 • San Antonio, Texas

- All-ACC second-team and ACC Defensive Player of the Year in 2017
- ACC All-Defensive team in 2018
- Finished career 10th all-time at Tech in rebounds, 3rd in blocked shots



### Career Statistics

Year	G-GS	FG- FGA	Pct	3P-3PA	Pct	FT-FTA	Pct	Reb	Avg	A	Bl	St	TP	Avg
2014-15	19-0	9- 21	.429	0- 0	.000	4- 9	.444	28	1.5	1	4	3	22	1.2
2015-16	36-0	57- 87	.655	0- 0	.000	17- 34	.500	145	4.0	17	47	13	131	3.6
2016-17	37-37	214- 415	.516	1- 2	.500	98-133	.737	342	9.2	78	125	43	527	14.2
2017-18	32-32	151- 327	.462	2- 10	.200	71- 95	.747	259	8.1	54	78	39	375	11.7
<b>TOTAL</b>	<b>124-69</b>	<b>431- 850</b>	<b>.507</b>	<b>3- 12</b>	<b>.250</b>	<b>190-271</b>	<b>.701</b>	<b>774</b>	<b>6.2</b>	<b>150</b>	<b>254</b>	<b>98</b>	<b>1055</b>	<b>8.5</b>

## GANI LAWAL

Forward • 6-9 • 234 • Norcross, Ga.

- Third-team All-ACC, 2009, 2010
- Second-round pick (46th overall) in the 2010 NBA Draft (Phoenix)
- Finished career 31st on career scoring list, 12th in rebounds



### Career Statistics

Year	G-GS	FG- FGA	Pct	3P-3PA	Pct	FT-FTA	Pct	Reb	Avg	A	Bl	St	TP	Avg
2007-08	32-25	90- 158	.570	0- 1	.000	49- 99	.495	113	3.5	9	32	12	229	7.2
2008-09	31-30	184- 331	.556	0- 1	.000	99-177	.559	294	9.5	19	46	31	467	15.1
2009-10	36-36	172- 325	.529	0- 1	.000	127-222	.572	305	8.5	15	49	16	471	13.1
<b>Total</b>	<b>99-91</b>	<b>446- 814</b>	<b>.548</b>	<b>0- 3</b>	<b>.000</b>	<b>275-498</b>	<b>.552</b>	<b>712</b> </						




## CAREER STATISTICS OF TOP TECH PLAYERS

## MALCOLM MACKEY

Center • 6-11 • 248 • Chattanooga, Tenn.

- All-ACC, 1991 (second team) & 1992 (third team)
- ACC All-Tournament, 1990 (3rd team) & 1992 (2nd)
- Tech's all-time leader in rebounds and games played
- First-round selection by Phoenix in 1993 NBA draft




## Career Statistics

Year	G-GS	FG- FGA	Pct	3P-3PA	Pct	FT-FTA	Pct	Reb	Avg	A	Bl	St	Pts	Avg
1989-90	35-33	114- 203	.562	0- 0	.000	26- 59	.441	262	7.5	16	41	13	254	7.3
1990-91	30-30	190- 345	.551	0- 1	.000	80-134	.597	321	10.7	30	54	16	460	15.3
1991-92	35-35	212- 388	.546	0- 1	.000	129-189	.683	316	9.0	54	43	17	553	15.8
1992-93	30-29	193- 364	.530	0- 1	.000	83-130	.638	306	10.2	41	61	14	469	15.6
Total	130-127	709-1300	.545	0- 3	.000	318-512	.621	1205	9.3	141	199	60	1736	13.4

## MICHAEL MADDOX

Forward • 6-9 • 226 • Atlanta, Ga.

- Three-year starter
- Member of 1996 ACC regular-season champions




## Career Statistics

Year	G-GS	FG- FGA	Pct	3P-3PA	Pct	FT-FTA	Pct	Reb	Avg	A	Bl	St	Pts	Avg
1994-95	30-12	108- 238	.454	26- 68	.382	31- 54	.574	135	4.5	36	19	27	273	9.1
1995-96	36-36	128- 257	.498	29- 68	.426	47- 72	.653	168	4.7	41	28	16	332	9.2
1996-97	27-27	97- 241	.402	30- 91	.330	37- 59	.627	163	6.0	38	13	24	261	9.7
1997-98	33-33	163- 343	.475	48-126	.381	63- 92	.685	221	6.7	57	33	35	437	13.2
Total	126-108	496-1079	.460	133-353	.377	178-277	.643	687	5.5	172	93	102	1303	10.3

## STEPHON MARBURY

Guard • 6-3 • 180 • Brooklyn, N.Y.

- First-team All-ACC, ACC Rookie of the Year, 1996
- Third-team All-America, 1996
- Freshman All-America, 1996
- ACC All-Tournament, 1996
- Fourth pick in the 1996 NBA draft (Milwaukee, traded to Minnesota)



## Career Statistics

Year	G-GS	FG- FGA	Pct	3P-3PA	Pct	FT-FTA	Pct	Reb	Avg	A	Bl	St	Pts	Avg
1995-96	36-35	235- 514	.457	88-238	.370	121-164	.738	113	3.1	161	4	63	679	18.9

## DANIEL MILLER

Center • 6-11 • 275 • Loganville, Ga.

- All-ACC (third team), 2014
- ACC All-Defensive team (2013, 2014)
- No. 2 all-time in blocked shots, No. 8 in career rebounds



## Career Statistics

Year	G-GS	FG- FGA	Pct	3P-3PA	Pct	FT-FTA	Pct	Reb	Avg	A	Bl	St	Pts	Avg
2010-11	31-31	60- 121	.496	0- 0	.000	17- 46	.370	154	5.0	19	67	31	137	4.4
2011-12	31-31	110- 221	.498	0- 0	.000	32- 42	.762	203	6.5	46	75	29	252	8.1
2012-13	31-31	104- 203	.512	0- 1	.000	51- 70	.729	206	6.6	67	64	27	259	8.4
2013-14	33-33	149- 258	.578	0- 0	.000	61- 99	.616	258	7.8	51	80	38	359	10.9
Total	126-126	423- 803	.527	0- 1	.000	161-257	.626	821	6.5	183	286	125	1007	8.0

## ANTHONY MORROW

Guard • 6-5 • 215 • Charlotte, N.C.

- All-ACC (honorable mention), 2008
- Holds Tech record for career free throw percentage
- Finished 19th on Tech all-time points list, 3rd in three-point FG



## Career Statistics

Year	G-GS	FG- FGA	Pct	3P-3PA	Pct	FT-FTA	Pct	Reb	Avg	A	Bl	St	Pts	Avg
2004-05	31-0	61- 154	.396	38-104	.365	17- 19	.895	59	1.9	11	8	14	177	5.7
2005-06	28-28	154- 348	.443	78-182	.429	63- 71	.887	127	4.5	46	5	30	449	16.0
2006-07	32-10	104- 244	.426	61-146	.418	49- 58	.845	87	2.7	28	3	19	318	9.9
2007-08	32-32	154- 336	.458	81-181	.448	67- 78	.859	130	4.1	34	10	36	456	14.3
Total	123-70	473-1082	.437	258-613	.421	196-226	.867	403	3.3	119	26	99	1400	11.4

## CRAIG NEAL

Guard • 6-5 • 166 • Washington, Ind.

- All-ACC (third team), 1989
- Holds Tech records for assists in game and season
- ACC record 303 assists in 1988
- Drafted by Portland in 1989 NBA draft



## Career Statistics

Year	G-GS	FG- FGA	Pct	3P-3PA	Pct	FT-FTA	Pct	Reb	Avg	A	Bl	St	Pts	Avg
1983-84	28-4	64- 136	.471	-	-	23- 34	.676	31	1.1	80	5	17	151	5.4
1984-85	4-0	4- 10	.400	-	-	2- 4	.500	3	0.8	9	0	1	10	2.5
1985-86	34-1	67- 156	.429	-	-	58- 70	.829	43	1.3	96	2	20	192	5.6
1986-87	29-16	74- 162	.457	34- 82	.415	36- 43	.837	52	1.8	171	3	33	218	7.5
1987-88	32-30	80- 170	.471	32- 88	.364	55- 77	.714	68	2.1	303	12	56	247	7.7
Total	127-51	289- 634	.456	66-170	.388	174-228	.763	197	1.6	659	22	127	818	6.4

## JIM NOLAN

Center • 6-8 • 210 • Macon, Ga.

- All-SEC Tournament, 1948; All-SEC, 1949
- Drafted by the Philadelphia Warriors
- Georgia Sports Hall of Fame, 1962
- Georgia Tech Hall of Fame, 1962



## Career Statistics

Year	G	FG- FGA	Pct	3P-3PA	Pct	FT-FTA	Pct	Reb	Avg	A	Bl	St	Pts	Avg
1945-46	21	-	-	-	-	-	-	-	-	-	-	-	-	-
1946-47	20	58-	-	-	-	36-	-	-	-	-	-	-	152	7.6
1947-48	21	93-	-	-	-	65-	-	-	-	-	-	-	251	12.0
1948-49	24	-	-	-	-	-	-	-	-	-	-	-	-	-
Total	86	420-	-	-	-	296-	-	-	-	-	-	-	1136	13.2

## JOSH OKOJIE

Guard • 6-4 • 213 • Snellville, Ga.

- Third-team All-ACC as a sophomore in 2018
- ACC All-Freshman team in 2017
- Statistics for 36 games in 2016-17 vacated by NCAA Committee on Infractions



## Career Statistics

Year	G-GS	FG- FGA	Pct	3P-3PA	Pct	FT-FTA	Pct	Reb	Avg	A	Bl	St	TP	Avg
2016-17	1-1	7- 9	.778	1- 2	.500	3- 6	.500	155	6.2	1	0	1	18	18.0
2017-18	24-24	133- 320	.416	38-100	.380	133-162	.821	150	6.3	59	23	42	437	18.2
TOTAL	25-25	140- 329	.426	39-102	.382	136-168	.810	155	6.2	60	23	43	455	18.2

## BRIAN OLIVER

Guard • 6-4 • 211 • Smyrna, Ga.

- Second-team All-ACC, 1989 and 1990
- ACC Tournament MVP, 1990
- Second-round pick by Philadelphia, 1990 NBA draft
- Only Tech player with 1,000 points, 500 rebounds and 500 assists
- Georgia Tech Hall of Fame, 2000



## Career Statistics

Year	G-GS	FG- FGA	Pct	3P-3PA	Pct	FT-FTA	Pct	Reb	Avg	A	Bl	St	Pts	Avg
1986-87	29-15	72- 158	.456	7- 18	.389	54- 75	.720	91	3.1	92	3	26	205	7.1
1987-88	32-32	157- 310	.506	13- 38	.342	76-102	.745	139	4.3	112	0	42	403	12.6
1988-89	32-32	191- 345	.554	28- 70	.400	106-135	.785	179	5.6	223	1	44	516	16.1
1989-90	34-34	260- 504	.516	57-147	.388	147-204	.721	204	6.0	111	5	28	724	21.3
Total	127-113	680-1317	.516	105-273	.385	383-516	.742	613	4.8	538	9	140	1848	14.6

## ZACHERY PEACOCK

Forward • 6-8 • 235 • Miami, Fla.

- Finished career 41st on Georgia Tech career scoring list



## Career Statistics

Year	G-GS	FG- FGA	Pct	3P-3PA	Pct	FT-FTA	Pct	Reb	Avg	A	Bl	St	Pts	Avg
2006-07	30-9	63- 131	.481	11- 38	.289	27- 48	.563	88	2.9	20	8	18	164	5.5
2007-08	27-0	99- 197	.503	12- 40	.300	58- 72	.806	106	3.9	27	12	24	268	9.9
2008-09	30-30	108- 237	.456	6- 15	.400	55- 75	.733	144	4.8	28	21	32	277	9.2
2009-10	35-1	114- 239	.477	19- 51	.373	53- 67	.791	143	4.1	34	10	36	300	8.6
Total	122-40	384- 804	.478	48-144	.333	193-262	.737	481	3.9	109	51	110	1009	8.3

## MARK PRICE

Guard • 6-1 • 174 • Enid, Okla.

- Three-time All-America (first-team in 1985)
- Four-time all-ACC selection (first-team, 1984-85-86)
- Finalist for Wooden and Naismith awards, 1986
- ACC Player of the Year, 1985
- Everett Case Award (ACC Tournament MVP), 1985
- ACC Rookie of the Year, 1983
- #25 jersey retired, March 2, 1986; #25 jersey also retired by Cleveland Cavaliers
- Georgia Sports Hall of Fame, 2005; Georgia Tech Hall of Fame, 1991
- Second-round pick by Dallas in 1986 (traded to CLE)



## Career Statistics

Year	G-GS	FG- FGA	Pct	3P-3PA	Pct	FT-FTA	Pct	Reb	Avg	A	Bl	St	Pts	Avg
1982-83	28-28	201- 462	.435	73-166	.440	93-106	.877	105	3.8	91	4	55	568	20.3
1983-84	29-29	191- 375	.509	-	-	70- 85	.824	61	2.1	121	0	55	452	15.6
1984-85	35-35	223- 462	.483	-	-	137-163	.840	71	2.0	150	2	66	583	16.7
1985-86	34-34	233- 441	.528	-	-	124-145	.855	94	2.8	148				

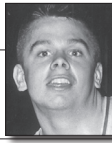


# CAREER STATISTICS OF TOP TECH PLAYERS

## TERRY RANDALL

Guard • 5-10 • 165 • Columbia, Ky.

- All-SEC, 1958 and 1959
- Georgia Tech Hall of Fame, 1970




### Career Statistics

Year	G	FG- FGA	Pct	3P-3PA	Pct	FT-FTA	Pct	Reb	Avg	A	Bl	St	Pts	Avg
1956-57	26	153- 346	.442	-	-	112-135	.830	132	5.1	-	-	-	418	16.1
1957-58	25	157- 387	.406	-	-	94-123	.764	142	5.7	-	-	-	408	16.3
1958-59	26	138- 324	.426	-	-	87-110	.791	131	5.0	-	-	-	363	14.0
<b>Total</b>	<b>77</b>	<b>448-1057</b>	<b>.424</b>	<b>-</b>	<b>-</b>	<b>293-368</b>	<b>.796</b>	<b>405</b>	<b>5.3</b>	<b>-</b>	<b>-</b>	<b>-</b>	<b>1189</b>	<b>15.4</b>

## JOHN SALLEY

Forward-Center • 7-0 • 231 • Brooklyn, N.Y.

- Second-team All-America, 1986
- Second-team All-ACC, 1985 & 1986
- #22 jersey retired, March 2, 1986
- Georgia Tech Hall of Fame, 1991
- 11th pick in the 1986 NBA draft (New Jersey)
- Part of four NBA championship teams in his professional career




### Career Statistics

Year	G-GS	FG- FGA	Pct	3P-3PA	Pct	FT-FTA	Pct	Reb	Avg	A	Bl	St	Pts	Avg
1982-83	27-27	104- 207	.502	0- 0	.000	102-160	.638	153	5.7	36	35	18	310	11.5
1983-84	29-29	126- 214	.589	-	-	89-132	.674	167	5.8	73	67	22	341	11.8
1984-85	35-35	193- 308	.627	-	-	105-165	.636	250	7.1	93	82	29	491	14.0
1985-86	34-34	172- 284	.606	-	-	101-170	.594	228	6.7	117	59	28	445	13.1
<b>Total</b>	<b>125-125</b>	<b>595-1013</b>	<b>.587</b>	<b>0- 0</b>	<b>.000</b>	<b>397-627</b>	<b>.633</b>	<b>798</b>	<b>6.4</b>	<b>319</b>	<b>243</b>	<b>97</b>	<b>1587</b>	<b>12.7</b>

## DENNIS SCOTT

Forward • 6-8 • 229 • Reston, Va.

- First-team All-America, National Player of the Year, 1990
- Two-time All-ACC, 1989 (3rd) & 1990 (1st)
- ACC Player of the Year, 1990
- ACC Rookie of the Year, 1988
- Holds Tech records for 3-pt FG in game, season & career
- Scored ACC-record 970 points in 1990
- Fourth pick in 1990 NBA draft by Orlando Magic
- Georgia Tech Hall of Fame, 2001



### Career Statistics

Year	G-GS	FG- FGA	Pct	3P-3PA	Pct	FT-FTA	Pct	Reb	Avg	A	Bl	St	Pts	Avg
1987-88	32-31	181- 411	.440	98-208	.471	36- 55	.655	161	5.0	116	11	43	496	15.5
1988-89	32-32	227- 512	.443	116-292	.397	79- 97	.814	131	4.1	98	7	45	649	20.3
1989-90	35-35	336- 722	.465	137-331	.414	161-203	.793	231	6.6	71	33	62	970	27.7
<b>Total</b>	<b>99-98</b>	<b>744-1645</b>	<b>.452</b>	<b>351-831</b>	<b>.422</b>	<b>276-355</b>	<b>.777</b>	<b>523</b>	<b>5.3</b>	<b>285</b>	<b>51</b>	<b>150</b>	<b>2115</b>	<b>21.4</b>

## IMAN SHUMPERT

Guard • 6-5 • 212 • Oak Park, Ill.

- Second-team All-ACC, 2011
- ACC All-Defensive Team, 2011
- ACC All-Tournament (2nd team), 2010
- 17th pick in 2011 NBA draft by New York Knicks




### Career Statistics

Year	G-GS	FG- FGA	Pct	3P-3PA	Pct	FT-FTA	Pct	Reb	Avg	A	Bl	St	Pts	Avg
2008-09	31-31	106- 271	.391	32-102	.314	86-131	.656	121	3.9	154	6	64	330	10.6
2009-10	30-29	104- 270	.385	37-111	.333	54- 75	.720	108	3.6	120	5	58	299	10.0
2010-11	31-31	177- 436	.406	42-151	.278	141-175	.806	184	5.9	108	6	85	537	17.3
<b>Total</b>	<b>92-91</b>	<b>387- 977</b>	<b>.396</b>	<b>111-364</b>	<b>.305</b>	<b>281-381</b>	<b>.738</b>	<b>413</b>	<b>4.5</b>	<b>382</b>	<b>17</b>	<b>207</b>	<b>1166</b>	<b>12.7</b>

## PETE SILAS

Forward • 6-6 • 180 • Miami, Fla.

- All-SEC, 1951 (3rd) & 1953 (1st)
- 1955 Pan-Am Games, Gold Medal
- Drafted by Minneapolis Lakers
- NCAA Silver Anniversary Award, 1978



### Career Statistics


Year	G	FG- FGA	Pct	3P-3PA	Pct	FT-FTA	Pct	Reb	Avg	A	Bl	St	Pts	Avg
1950-51	27	121-	-	-	-	75-109	.688	-	-	-	-	-	317	11.6
1951-52	23	156-	-	-	-	81-	-	-	-	-	-	-	393	17.8
1952-53	22	144- 432	.333	-	-	86-131	.656	-	-	-	-	-	374	17.0
<b>Total</b>	<b>72</b>	<b>421-</b>	<b>-</b>	<b>-</b>	<b>-</b>	<b>242-</b>	<b>-</b>	<b>-</b>	<b>-</b>	<b>-</b>	<b>-</b>	<b>-</b>	<b>1084</b>	<b>15.1</b>

**Note: The players who appear on these pages either were named to an official all-conference team during their Tech careers, or finished with at least 1,000 career points.**

## BROOK STEPPE

Guard • 6-5 • 190 • Atlanta, Ga.

- Tech's first All-ACC player in 1982 (second team)
- First-round NBA pick in 1983 by Kansas City




### Career Statistics

Year	G-GS	FG- FGA	Pct	3P-3PA	Pct	FT-FTA	Pct	Reb	Avg	A	Bl	St	Pts	Avg
1978-79	26	57- 113	.504	-	-	55- 67	.821	35	1.3	21	3	16	169	6.5
1979-80	26	178- 352	.506	-	-	135-168	.804	111	4.3	64	4	27	491	18.9
1981-82	25-24	175- 329	.532	-	-	95-129	.736	136	5.4	49	10	26	445	17.8
<b>Total</b>	<b>77</b>	<b>410- 794</b>	<b>.516</b>	<b>-</b>	<b>-</b>	<b>285-364</b>	<b>.783</b>	<b>282</b>	<b>3.7</b>	<b>134</b>	<b>17</b>	<b>69</b>	<b>1105</b>	<b>14.4</b>

## JIM THORNE

Guard • 6-2 • 175 • Cuyahoga Falls, Ohio

- Finished career as Tech's all-time assists leader
- Georgia Tech Hall of Fame, 1979




### Career Statistics

Year	G	FG- FGA	Pct	3P-3PA	Pct	FT-FTA	Pct	Reb	Avg	A	Bl	St	Pts	Avg
1968-69	24	49- 156	.314	-	-	55- 70	.786	94	3.9	88	-	-	153	6.4
1969-70	27	97- 182	.533	-	-	85-109	.780	95	3.5	163	-	-	279	10.3
1970-71	30	160- 333	.480	-	-	77-108	.713	112	5.5	160	-	-	397	13.2
<b>Total</b>	<b>81</b>	<b>306- 671</b>	<b>.456</b>	<b>-</b>	<b>-</b>	<b>217-287</b>	<b>.756</b>	<b>301</b>	<b>3.7</b>	<b>411</b>	<b>-</b>	<b>-</b>	<b>829</b>	<b>10.2</b>

## PHIL WAGNER

Guard • 6-2 • 187 • Cynthiana, Ky.

- Drafted by Atlanta Hawks, 1968
- Georgia Tech Hall of Fame, 1973



### Career Statistics

Year	G	FG- FGA	Pct	3P-3PA	Pct	FT-FTA	Pct	Reb	Avg	A	Bl	St	Pts	Avg
1965-66	26	145- 304	.477	-	-	97-123	.789	92	3.5	99	-	-	387	14.9
1966-67	21	164- 291	.564	-	-	82-104	.788	106	5.0	88	-	-	410	19.5
1967-68	20	140- 292	.479	-	-	112-137	.818	132	6.6	78	-	-	392	19.6
<b>Total</b>	<b>67</b>	<b>449- 887</b>	<b>.506</b>	<b>-</b>	<b>-</b>	<b>291-364</b>	<b>.799</b>	<b>330</b>	<b>4.9</b>	<b>265</b>	<b>-</b>	<b>-</b>	<b>1189</b>	<b>17.7</b>

## JIM WOOD

Center • 6-8 • 210 • Steubenville, Ohio

- All-Metro Conference, 1977 (second team)
- Georgia Tech Hall of Fame, 1985



### Career Statistics

Year	G	FG- FGA	Pct	3P-3PA	Pct	FT-FTA	Pct	Reb	Avg	A	Bl	St	Pts	Avg
1973-74	25	119- 257	.463	-	-	40- 58	.690	138	5.5	18	-	-	278	11.1
1974-75	26	167- 327	.511	-	-	55- 78	.705	249	9.6	23	-	-	389	15.0
1975-76	27	165- 334	.494	-	-	68- 94	.723	166	6.1	31	-	-	398	14.7
1976-77	28	151- 313	.482	-	-	92-124	.742	187	6.7	28	-	-	394	14.1
<b>Totals</b>	<b>106</b>	<b>602-1231</b>	<b>.489</b>	<b>-</b>	<b>-</b>	<b>255-354</b>	<b>.720</b>	<b>740</b>	<b>7.0</b>	<b>100</b>	<b>-</b>	<b>-</b>	<b>1459</b>	<b>13.8</b>

## MOSES WRIGHT

Forward • 6-9 • 233 • Raleigh, N.C.

- ACC Player of the Year, first-team All-ACC, ACC All-Defensive team, 2021
- USBWA All-District, HM All-America (AP) as a senior, 2021
- Atlanta Tipoff Club Georgia Co-Player of the Year, 2021
- One of 21 Tech players to collect 1,000 points and 5000 rebounds in a career



### Career Statistics

Year	G-GS	FG- FGA	Pct	3P-3PA	Pct	FT-FTA	Pct	Reb	Avg	A	Bl	St	Pts	Avg
2017-18	25-10	35- 114	.307	2- 31	.065	19- 35	.543	85	3.4	17	13	16	91	3.6
2018-19	30-21	87- 185	.470	5- 24	.208	22- 45	.489	112	3.7	23	19	13	201	6.7
2019-20	31-31	169- 318	.531	7- 29	.241	58- 94	.617	216	7.0	28	35	18	403	13.0
2020-21	25-25	175- 329	.532	12- 29	.414	73-111	.658	201	8.0	57	41	37	435	17.4
<b>TOTAL</b>	<b>111-87</b>	<b>466- 946</b>	<b>.493</b>	<b>26-113</b>	<b>.230</b>	<b>172-285</b>	<b>.604</b>	<b>614</b>	<b>5.5</b>	<b>125</b>	<b>108</b>	<b>84</b>	<b>1130</b>	<b>10.2</b>

## RICH YUNKUS

Forward-Center • 6-9 • 215 • Benton, Ill.

- Second-team All-America, 1971; third-team, 1970
- Sixth in the nation in scoring in 1970
- Tech's all-time leader in points & scoring avg.
- Three-time Academic All-America, 1969-71
- #40 jersey retired, 1971
- Georgia Tech Hall of Fame, 1976



### Career Statistics

Year	G	FG- FGA	Pct	3P-3PA	Pct	FT-FTA	Pct	Reb	Avg	A	Bl	St	Pts	Avg
1968-69	25	243- 465	.523	-	-	117-156	.750	276	11.0					

# CAREER TOTALS OF ALL TECH PLAYERS SINCE 1979-80 (ACC ERA)

Years	Name	G	MP	FG	FGA	Pct	3P-3PA	Pct	FT	FTA	Pct	O- D	Reb	Avg	A	TO	Bl	St	Pts	Avg
2023-24	Abram, Amaree	10	108	11-	42	.262	4- 20	200	8- 13	.615	2- 15	17	1.7	11	9	2	1	34	3.4	
1984-85	Adams, Bud	3	12	0-	1	.000	0- 0	0.00	4- 6	.667	0- 0	0	0.0	0	0	1	0	4	1.3	
1998-02	Akins, Tony	122	3969	529-	1369	.386	301-812	371	299-	396	.755	80-355	435	3.6	561	404	3	173	1658	13.6
2017-19	Alston, Brandon	58	1216	116-	280	.414	42-113	372	82-	107	.766	24- 77	101	1.7	77	72	3	18	356	6.1
2017-21	Alvarado, Jose	106	3704	491-	1106	.444	172-505	341	275-	348	.790	64-321	385	3.6	384	240	8	226	1429	13.5
2006-09	Aminu, Alade	105	1786	300-	563	.533	0- 1	0.00	113-	189	.598	173-305	478	4.6	53	118	105	66	713	6.8
1989-91	Anderson, Kenny	65	2488	561-	1185	.43	113-302	374	262-	333	.787	113-251	364	5.6	454	252	5	168	1497	23.0
2007-09	Anderson, Ty	10	27	3-	8	.375	0- 3	0.00	0- 2	0.00	3- 1	4	0.4	0	3	0	1	6	0.6	
1996-01	Abdul, Jon	100	2153	140-	382	.366	15- 67	223	133-	207	.643	188-214	402	4.0	108	137	38	48	428	4.3
2022-23	Bagatskis, Freds Pauls	9	26	3-	8	.375	2- 6	333	0- 0	0.00	0- 0	0	0.0	0	0	0	0	8	0.9	
1990-94	Balanis, Rod	34	95	13-	31	.419	1- 9	111	7- 9	.778	5- 11	16	0.5	11	11	1	0	34	1.0	
2018-20	Banks III, James	62	1859	234-	429	.545	0- 1	0.00	151-	231	.654	168-307	475	7.7	76	133	154	47	619	10.0
1993-95	Barbic, Yann	23	152	19-	48	.396	5- 19	263	8- 13	.615	12- 17	29	1.3	16	26	0	7	51	2.2	
1989-94	Barnes, Darryl	63	365	37-	84	.440	0- 0	0.00	13-	26	.500	21- 58	79	1.3	10	23	33	4	87	1.4
1992-96	Barry, Drew	117	3910	409-	915	.447	179-485	369	256-	329	.778	76-406	482	4.1	724	366	41	193	1253	10.7
1990-92	Barry, Jon	65	2319	381-	873	.436	176-474	371	142-	201	.706	63-199	262	4.0	317	188	24	124	1080	16.6
2006-10	Bell, D'Andre	124	2349	214-	505	.424	33-101	327	121-	165	.733	73-159	232	1.9	163	171	31	123	582	4.7
1991-95	Best, Travis	124	4504	703-	1540	.456	258-656	393	393-	486	.809	66-316	382	3.1	692	324	15	217	2057	16.6
1987-88	Boisvert, Dave	9	27	4-	10	.400	0- 0	0.00	0- 3	0.00	0- 12	12	1.3	4	0	0	1	8	0.9	
2012-15	Bolden, Chris	86	1997	209-	591	.354	97-312	311	45-	67	.672	24- 60	184	2.1	102	100	10	59	560	6.5
2002-03	Boyd, Chris	31	960	168-	300	.560	22- 46	478	127-	174	.730	95-183	278	9.0	38	72	67	30	485	15.6
2019-23	Boyd, Coleman	14	18	3-	9	.333	2- 7	286	0- 0	0.00	0- 2	2	0.1	5	1	0	1	8	0.6	
1981-83	Bradford, Maurice	51	582	147-	310	.474	0- 1	0.00	89-	158	.563	- -	214	4.2	96	78	10	23	383	7.5
1994-97	Brennan, Bryan	31	49	6-	24	.250	2- 8	250	5- 8	.625	3- 4	7	0.2	3	3	0	5	19	0.6	
1988-89	Brittan, Maurice	32	653	60-	97	.619	0- 0	0.00	23-	31	.742	- -	146	4.6	43	0	16	10	143	4.5
2019-21	Broadway, Niko	5	61	1-	3	.333	0- 0	0.00	0- 0	0.00	2- 2	4	0.8	1	0	0	0	2	0.4	
2001-04	Brooks, Robert	111	1287	100-	217	.461	0- 0	0.00	44-	74	.594	97-191	288	2.6	56	78	52	55	244	2.2
1988-90	Brown, Karl	67	1643	64-	187	.342	18- 62	290	90-	133	.677	14- 97	111	1.7	233	47	3	69	236	3.5
2004-05	Bynum, Will	62	1489	220-	545	.404	83-255	325	165-	216	.764	28- 117	145	2.3	154	132	1	60	688	11.1
1981-84	Byrd, Anthony	79	920	248-	481	.516	23- 57	0.00	96-	125	.768	- -	169	2.1	85	35	7	65	615	7.8
2006-09	Cage, Gary	10	33	1-	3	.333	1- 2	500	2- 3	.667	0- 1	1	0.1	5	3	0	1	5	0.5	
1985-86	Carr, Michael	7	22	3-	6	.500	0- 0	0.00	1- 2	0.500	0- 3	3	0.6	1	0	0	0	7	1.4	
2013-14	Carter, Jr., Robert	54	1433	221-	485	.456	32-117	274	95-	149	.638	103-298	401	7.4	56	91	57	39	569	10.5
1996-97	Cassidy, Omar	7	24	0-	2	.000	0- 2	0.00	0- 1	0.00	0- 0	0	0.0	6	4	0	2	0	0.0	
2007-08	Causey, Matt	30	538	72-	121	.421	36- 85	424	37-	49	.755	8- 37	45	1.5	111	72	1	29	217	7.2
1987-88	Christian, Michael	9	159	15-	42	.357	7- 13	538	4- 7	.571	- -	22	2.4	25	0	2	3	41	4.6	
2023-24	Claude, Tyzhaun	32	557	51-	103	.495	1- 7	143	49-	74	.662	78- 87	165	5.2	22	25	14	98	152	4.8
2006-09	Clinch, Lewis	93	2420	377-	928	.406	176-481	366	118-	177	.667	71-167	238	2.6	175	191	9	66	1048	11.3
1980-82	Cole, Dave	28	164	21-	47	.447	0- 0	0.00	22-	38	.579	- -	44	1.6	2	27	4	2	64	2.3
2017-20	Cole, Evan	69	897	103-	225	.458	14- 63	222	51-	89	.573	62-142	204	3.0	31	56	23	24	271	3.9
2021-24	Coleman, Dallen	92	2288	224-	579	.387	132-373	354	9-2	136	.676	48-175	223	2.4	18	10	6	14	672	7.3
1998-00	Collier, Jason	55	1824	331-	723	.458	63-174	362	214-	294	.728	129-329	458	8.3	85	184	67	38	939	17.1
2014-15	Cox, Demarco	31	826	116-	229	.507	0- 0	0.00	40-	81	.494	76-112	188	6.1	19	44	28	14	272	8.8
2009-12	Craig, Derek	23	80	8-	26	.308	3- 17	176	2- 2	1.000	1- 8	9	0.4	6	8	0	4	21	0.9	
2006-07	Crittendon, Javaris	32	1003	158-	351	.450	36-101	356	108-	138	.783	28- 91	119	3.7	184	124	2	65	460	14.4
1997-98	Culbreth, Bert	5	19	2-	9	.222	1- 6	167	0- 0	0.00	0- 3	3	0.6	0	1	1	0	5	1.0	
1983-87	Dalrymple, Bruce	126	4331	614-	1269	.484	12- 45	267	348-	488	.713	- -	744	5.9	446	-	13	227	1588	12.6
2018-22	Devoe, Michael	117	3988	594-	1312	.453	223-568	393	293-	398	.736	63-416	479	4.1	361	320	38	153	1704	14.6
2005-07	Dickey, Ra'Sean	89	1806	301-	501	.601	1- 4	250	172-	247	.696	149-304	453	5.1	52	183	96	60	775	8.7
2019-21	Didenko, David	11	34	10-	10	1.00	1- 9	111	0- 0	0.00	1- 7	8	0.7	0	1	1	1	3	0.3	
2008-09	Dieng, Bassirou	9	58	4-	5	.800	1- 1	1.000	2- 5	.400	3- 9	12	1.3	1	6	3	1	11	1.2	
1988-91	Domalik, Brian	57	409	28-	88	.318	22- 64	344	15-	29	.517	7- 17	24	0.4	43	34	0	8	93	1.6
2023-24	Douuona, Ebenezer	18	173	9-	21	.429	0- 0	0.00	4- 4	1.000	14- 11	25	1.4	2	8	5	1	18	1.0	
2002-05	Elder, B.J.	122	3130	587-	1376	.427	222-600	370	220-	293	.751	127-176	303	2.5	196	216	12	106	1616	13.2
1993-97	Elisma, Eddie	122	3200	368-	669	.550	2- 5	400	166-	281	.591	342-423	765	6.3	91	182	180	90	904	7.4
2001-03	Ewing, David	13	17	2-	4	.500	0- 0	0.00	0- 0	0.00	0- 4	4	0.3	0	1	0	0	4	0.3	
2009-10	Favors, Derrick	36	989	179-	293	.611	0- 1	0.00	90-	143	.629	108-195	303	8.4	37	90	74	32	448	12.4
2007-08	Faye, Mouhammad	35	416	51-	131	.389	10- 45	222	17-	36	.472	35- 51	86	2.5	26	42	14	21	129	3.7
1999-01	Fein, Shaun	60	1792	249-	449	.554	140-368	380	86-	126	.683	41-149	190	3.2	168	101	7	57	718	12.0
1984-88	Ferrell, Duane	127	3999	720-	1340	.537	10- 29	345	368-	502	.733	- -	680	5.4	289	0	52	119	1818	14.3
1996-00	Floyd, Jason	121	2808	363-	932	.389	169-522	324	120-	155	.774	152-225	377	3.1	150	184	34	79	1015	8.4
1984-87	Ford, Antoine	98	1375	109-	239	.456	0- 0	0.00	63-	96	.656	- -	276	2.8	50	0	87	18	281	2.9
2009-12	Foreman, Nick	106	928	49-	115	.426	19- 49	388	27-	39	.692	38- 58	96	0.9	34	25	10	32	144	1.4
1991-95	Forrest, James	114	3775	812-	1614	.503	3- 18	167	351-	507	.692	268-578	846	7.4	181	236	88	115	1978	17.4
2022-23	Franklin, Ja'von	32	874	127-	215	.591	0- 3	0.00	56-	86	.651	102-157	259	8.1	69	40	52	46	310	9.7
2005-06	Fredrick, Zam	47	934	121-	310	.390	33-105	314	54-	75	.720	17- 66	83	1.8	125	107	3	28	329	7.0
1990-93	Gaddy, James	17	43	6-	19	.316	1- 2	0.00	0- 0	0.00	5- 4	9	0.5	7	4	0	3	13	0.8	
2023-24	Gapare, Tafara	29	527	52-	150	.347	10- 59	169	34-	50	.680	23- 78	101	3.5	24	27	33	10	148	5.1
1981-82	Gardner, Scott	11	-	2-	5	.400	0- 0	0.00	0- 3	0.00	0- 3	3	0.3	0	2	0	0	4	0.4	
1995-96	Gaston, Juan	35	351	50-	110	.455	5- 16	313												

# CAREER TOTALS OF ALL TECH PLAYERS SINCE 1979-80

## Individual/Team Success Records

### ACC Tournament Wins

1.	Malcolm Mackey	1989-93	7
2.	Jack Mansell	1982-86	6
	John Salley	1982-86	6
	Mark Price	1982-86	6
5.	Bruce Dairymple	1983-87	5
	Duane Ferrell	1984-88	5
	Jack Martinson	1984-88	5
	Drew Barry	1993-96	5
	John Kelly	1993-96	5
	Zachery Peacock	2006-10	5
	Lance Storrs	2007-11	5
	Maurice Miller	2007-11	5
	Antoine Ford	1984-87	5
	Brad Sheehan	1984-87	5
	<i>Several tied at 4</i>		

### ACC Titles

1.	Malcolm Mackey	1989-93	2
	Drew Barry	1993-96	2
	John Kelly	1993-96	2
	<i>many tied at 1</i>		

### NCAA Tournament Appearances

1.	Duane Ferrell	1984-88	4
	John Martinson	1984-88	4
	Tom Hammonds	1985-89	4
	Willie Reese	1985-89	4
	Anthony Sherrod	1985-89	4
	Brian Oliver	1986-90	4
	James Munlyn	1986-91	4
	Greg White	1988-92	4
	Malcolm Mackey	1989-93	4
	<i>Several tied at 3</i>		

### NCAA Tournament Wins

1.	Greg White	1988-92	7
	Malcolm Mackey	1989-93	7
3.	Duane Ferrell	1984-88	6
	John Martinson	1984-88	6
	James Munlyn	1986-91	6
	<i>Several tied at 5</i>		

### Sweet 16 Appearances

1.	Greg White	1988-92	2
	Malcolm Mackey	1989-93	2
	Jack Mansell	1982-86	2
	John Salley	1982-86	2
	Mark Price	1982-86	2
	Bruce Dairymple	1983-87	2
	Duane Ferrell	1984-88	2
	Jack Martinson	1984-88	2
	Antoine Ford	1984-87	2
	Darryl Barnes	1989-94	2

Years	Name	G	MP	FG	FGA	Pct	3P-3PA	Pct	FT	FTA	Pct	O-	D	Reb	Avg	A	TO	Bl	St	Pts	Avg	
1981-82	Howard, Brian	25	-	73	137	.533	0-0	0.000	29	39	.744	-	-	47	1.9	62	66	1	19	175	7.0	
2020-23	Howard, Rodney	70	1240	135	245	.551	0-0	0.000	43	70	.614	109	158	267	3.8	71	74	40	21	313	4.5	
1999-01	Ishenhour, Michael	39	300	14	45	.311	0-0	0.000	9	14	.643	14	24	38	1.0	14	30	4	7	37	0.9	
2003-05	Jack, Jarrett	101	3260	406	850	.478	93-259	.359	360	452	.796	44	406	450	4.5	543	332	11	183	1265	12.5	
2014-18	Jackson, Tadic !	95	1785	264	692	.381	62-253	.245	109	179	.609	47	152	199	2.1	135	113	12	46	699	7.4	
2015-16	Jacobs, Nick	36	818	159	334	.476	0-0	0.000	59	76	.776	66	142	208	5.8	9	51	25	13	377	10.5	
2019-21	James, Jehloni	5	11	1	1	1.000	0-0	0.000	0	0	0.000	1	3	4	0.8	0	0	0	0	2	0.4	
2017-19	Jester, Evan	5	7	0	1	0.000	0-1	0.000	1	4	.250	0	2	2	0.4	0	2	0	0	1	0.2	
1997-01	Jones, Alvin	124	3880	450	921	.489	0-4	0.000	412	718	.574	320	755	1075	8.7	170	324	425	88	1312	10.6	
1992-93	Jones, Shawn	2	8	2	3	.667	1-1	1.000	0	0	0.000	0	2	2	1.0	2	2	0	1	5	2.5	
2011-13	Jordan, Pierre	49	490	10	62	.323	5-25	.200	3	4	.750	2	45	47	1.0	36	32	5	20	48	1.0	
2013-16	Jorgenson, Travis	62	1059	67	209	.321	26	91	.286	20	30	.667	6	67	73	1.2	168	81	3	35	180	2.9
1982-85	Joseph, Yvon	65	1934	288	525	.549	0-0	0.000	182	257	.708	-	-	446	6.9	54	0	17	37	758	11.7	
1995-99	Kelly, Ashley	34	187	12	32	.375	1-2	0.500	10	15	.667	15	21	36	1.1	4	16	5	10	35	1.0	
1992-96	Kelly, John	37	76	8	18	.444	4	12	.333	7	16	.438	2	7	9	0.2	10	10	0	3	27	0.7
2021-24	Kelly, Miles	95	2521	365	931	.392	184-525	.350	143	182	.786	48	282	330	3.5	117	131	13	64	1057	11.1	
1996-99	Kincaid, Kevin	14	19	1	3	.333	0-0	0.000	1	2	.500	1	5	6	0.4	1	1	0	0	3	0.2	
1980-81	Kowalski, Dave	27	530	50	111	.450	0-0	0.000	13	26	.500	-	-	71	2.6	28	49	2	12	113	4.2	
1998-01	LaBarrie, Darryl	72	783	113	262	.431	24	83	.289	36	57	.632	39	58	97	1.3	62	72	0	36	286	4.0
2014-18	Lammers, Ben	124	3106	431	850	.507	3	12	.250	190	271	.701	244	530	774	6.2	150	131	254	98	1055	8.5
2000-02	Lane, Halston	61	969	126	328	.384	64	176	.364	78	102	.765	45	109	154	2.5	57	71	5	29	394	6.5
2008-10	Lawal, Gani	99	2403	446	814	.548	0-3	0.000	275	498	.552	268	449	712	7.2	43	211	127	59	1167	11.8	
1980-81	Lee, Henry	17	141	10	36	.278	0-0	0.000	10	12	.833	-	-	19	1.1	4	8	0	1	30	1.8	
2001-04	Lewis, Marvin	130	3664	468	1113	.420	239-623	.384	221	263	.840	170	301	471	3.6	221	195	19	125	1396	10.7	
1980-82	Lyon, Stu	48	909	109	242	.450	0-0	0.000	48	61	.787	-	-	79	1.6	80	118	3	27	266	5.5	
1996-98	Machado, Pablo	48	397	29	58	.500	0-0	0.000	24	46	.522	28	40	68	1.4	24	28	14	6	82	1.7	
1989-93	Mackey, Malcolm	130	4141	709	1300	.545	0-3	0.000	318	512	.621	476	729	1205	9.3	141	265	199	60	1736	13.4	
1994-98	Maddox, Michael	126	3639	496	1079	.460	133-353	.377	178	277	.643	232	455	687	5.5	172	251	93	102	1303	10.3	
1979-80	Mann, John	26	899	50	107	.467	0-0	0.000	10	20	.500	-	-	84	3.2	41	43	4	30	110	4.2	
1982-86	Mansell, Jack	68	329	29	83	.349	0-2	0.000	24	32	.750	-	-	71	1.0	11	0	10	11	82	1.2	
1995-96	Marbury, Stephen	32	1345	235	514	.457	88-238	.370	121	164	.738	34	79	113	3.1	161	115	4	63	679	18.9	
1984-88	Martinson, John	50	173	9	23	.391	0-2	0.000	22	35	.629	-	-	9	0.2	16	0	0	11	40	0.8	
2022-23	Martynov, Cyril	7	18	2	7	.000	0-0	0.000	1	2	.500	2	4	6	0.9	0	4	0	0	5	0.7	
2016-17	Matthews, Christian	15	110	15	39	.385	6	14	.429	15	20	.750	2	7	9	0.6	4	6	3	3	51	3.4
2020-23	Maxwell, Tristan	24	294	32	114	.281	19	58	.328	12	18	.667	6	20	26	1.1	17	12	1	7	95	4.0
2016-17	McCormick, Kellen	24	113	12	16	.750	11	15	.733	0	0	0.000	1	7	8	0.3	3	5	0	2	35	1.5
2002-05	McHenry, Anthony	130	2076	144	367	.392	25-117	.214	54	97	.557	96	211	307	2.4	159	131	95	110	367	2.8	
1988-90	McNeil, Johnny	67	1567	143	265	.540	0-0	0.000	101	137	.737	63	293	356	5.3	53	30	19	29	387	5.8	
1996-98	Medlock, Jan	21	49	5	10	.500	0-0	0.000	5	6	.833	3	6	9	0.4	5	7	4	1	15	0.7	
2016-21	Medlock, Shaheed	11	14	2	4	.500	0-0	0.000	0	0	0.000	0	1	1	0.1	0	1	0	0	4	0.4	
2020-23	Meka, Jordan	26	249	8	35	.229	0-0	0.000	0	0	0.000	20	40	60	2.3	11	7	15	8	16	0.6	
2011-14	Miller, Daniel	126	3627	423	803	.527	0-1	0.000	161	257	.626	262	559	821	6.5	183	186	286	125	1007	8.0	
2008-11	Miller, Maurice (Moe)	115	2279	201	530	.379	69-225	.307	221	268	.787	152	190	242	2.1	342	232	7	130	682	5.9	
1982-83	Mills, David	14	54	5	8	.625	4	6	0.000	3	4	.750	-	-	5	0.4	6	0	1	17	1.2	
2014-16	Mitchell, Charles	67	1586	278	535	.520	0-0	0.000	111	178	.624	247	340	567	8.5	33	128	28	33	667	10.0	
2000-04	Moore, Clarence	103	2058	236	553	.427	64-178	.360	124	187	.663	168	297	465	4.5	146	153	57	116	660	6.4	
2016-18	Moore, Justin !	6	63	2	7	.286	0-3	0.000	0	0	0.000	0	4	4	0.7	7	10	0	3	4	0.7	
2018-22	Moore, Khalid	117	2360	175	435	.402	34	130	.262	126	202	.624	76	215	291	2.5	112	112	25	82	510	4.4
1992-94	Moore, Martice	56	1585	228	538	.424	56	159	.000	61	88	.693	85	174	259	4.6	117	128	28	54	573	10.2
2011-12	Moore, McPherson	10	19	3	6	.500	2-3	.667	0	0	0.000	2	1	3	0.3	1	1	2	1	8	0.8	
2011-14	Morris, Jason	89	1651	185	507	.365	66	196	.337	79	115	.687	61	172	233	2.6	60	123	26	45	515	5.8
1996-97	Morris, Kevin	27	781	54	197	.274	36	131	.275	15	25	.600	15	43	58	2.1	85	67	2	43	159	5.9
2005-08	Morrow, Anthony	123	2906	473	1082	.437	258-613	.421	196	226	.867	152	251	403	3.3	119	140	26	99	1400	11.4	
2002-05	Muhammad, Isma'il	126	2512	388	796	.487	11	44	.250	192	390	.492	208	324	532	4.2	182	228	33	129	979	7.8
1986-91	Munlyn, James	103	966	81	210	.386	0-0	0.000	49	92	.533	25	202	227	2.2	30	11	45	31	211	2.0	
2023-24	Murphy, Carter	14	109	9	24	.375	7	19	.368	0	0	0.000	0	10	0.7	3	1	2	3	25	1.8	
1994-96	Murphy, Ryan	22	51																			



# CAREER TOTALS OF ALL TECH PLAYERS SINCE 1979-80 (ACC ERA)



**NICK FOREMAN, WITH 144 CAREER POINTS FROM 2009-12, IS THE HIGHEST-SCORING NON-SCHOLARSHIP PLAYER DURING TECH'S ACC ERA.**

Years	Name	G	MP	FG	FGA	Pct	3P	3PA	Pct	FT	FTA	Pct	O-	D	Reb	Avg	A	TO	Bl	St	Pts	Avg
2014-15	Sampson, Robert	31	664	63	160	.394	12	52	.231	32	59	.542	66	134	200	6.5	17	40	25	19	170	5.5
1995-97	Saunders, Gary	57	1423	182	415	.439	46	150	.307	72	109	.661	63	73	136	2.4	92	103	16	48	482	8.5
2017-19	Schafer, Avi	6	7	0	1	.000	0	0	.000	0	0	.000	3	1	4	0.7	0	0	0	0	0	0.0
2002-05	Schenscher, Luke	119	2546	359	662	.542	2	5	.400	153	242	.632	232	408	640	5.4	95	198	157	68	873	7.3
1987-90	Scott, Dennis	99	3686	744	1645	.452	351	831	.000	276	355	.777	65	458	523	5.3	285	90	51	150	2115	21.4
1979-81	Shaw, Steve	51	889	44	113	.389	0	0	.000	30	61	.492	-	-	125	2.5	21	71	4	8	118	2.3
1985-89	Sherrod, Anthony	97	1029	134	292	.459	4	19	.211	46	63	.730	-	-	203	2.1	58	0	4	22	318	3.3
2009-11	Shumpert, Iman	92	2877	387	977	.396	111	364	.305	281	381	.738	103	310	413	4.5	382	280	17	207	1166	12.7
2018-20	Sjolund, Kristian	21	198	20	56	.357	15	45	.333	8	10	.800	2	20	22	1.0	4	14	2	4	63	3.0
2015-16	Smith, Adam	36	1098	185	455	.407	109	263	.414	61	76	.803	12	70	82	2.3	69	44	1	15	540	15.0
2005-08	Smith, Jeremis	106	2679	343	645	.532	7	32	.219	259	452	.573	263	445	708	6.7	174	178	37	135	952	9.0
2011-12	Spain, D.J.	2	3	1	2	.500	0	0	.000	0	0	.000	1	0	1	0.5	1	1	0	0	2	1.0
1997-98	Spivey, Travis	33	958	63	158	.399	17	56	.304	44	64	.688	34	76	110	3.3	143	111	3	48	187	5.7
2013-17	Stephens, Quinton	135	2931	303	827	.366	138	442	.312	113	158	.715	144	428	572	4.2	157	145	63	78	857	6.3
1979-82	Steppe, Brook	51	904	353	681	.518	0	0	.000	230	297	.774	-	-	247	4.8	113	149	14	53	936	18.4
2008-11	Storrs, Lance	95	1275	88	275	.320	58	181	.320	24	35	.686	30	105	135	1.4	83	74	4	35	258	2.7
2020-24	Sturdivant, Kyle	123	2566	316	775	.408	110	316	.348	157	200	.785	25	223	248	2.0	301	154	10	78	899	7.3
2003-06	Tarver, Theodis	96	1092	74	159	.465	0	0	.000	22	37	.595	82	124	206	2.1	34	66	82	36	199	2.1
1979-83	Thomas, George	96	1878	291	712	.409	10	31	.323	115	185	.622	-	-	438	4.6	221	161	16	137	707	7.4
1996-00	Trotti, Paul	29	54	9	27	.333	1	6	.167	0	0	.000	3	5	8	0.3	7	3	0	0	19	0.7
2009-13	Udofia, Mfon	128	3251	329	875	.376	117	367	.319	202	322	.627	95	247	342	2.7	283	240	5	101	977	7.6
2019-22	Usher, Jordan	81	2390	371	792	.468	74	248	.298	147	205	.717	71	348	419	5.2	214	202	30	107	963	11.9
1997-01	Vines, T.J.	124	2396	176	497	.354	108	325	.332	81	137	.591	50	133	183	1.5	231	184	4	115	541	4.5
1991-94	Vinson, Fred	61	1143	150	365	.411	92	240	.383	35	44	.795	62	90	152	2.5	51	68	9	43	427	7.0
2004-07	West, Mario	103	1436	118	251	.470	15	52	.288	82	121	.678	76	157	233	2.3	130	90	21	119	333	3.2
1988-92	White, Greg	36	84	9	31	.290	0	3	.000	7	13	.538	4	4	8	0.2	7	8	0	2	25	0.7
2015-16	White, James	36	522	56	122	.500	0	0	.000	14	31	.452	63	96	159	4.4	16	24	28	10	126	3.5
1987-89	Whitmore, David	33	416	61	117	.521	0	1	.00	42	62	.677	-	-	60	1.8	20	0	13	17	164	5.0
1995-96	Williams, Ajani	4	5	1	3	.333	0	0	.00	0	0	.000	2	0	2	0.5	1	0	0	0	2	0.5
1993-95	Williams, C.J.	31	337	34	71	.479	8	27	.296	19	23	.826	16	20	36	1.2	19	17	3	8	95	3.1
1979-80	Williams, John	4	10	1	4	.250	0	0	.000	5	6	.833	-	-	2	0.5	0	1	0	0	7	1.8
1983-84	Williams, Ron	5	9	1	2	.500	0	0	.000	0	0	.000	-	-	2	0.4	0	0	0	0	2	0.4
1980-84	Wilson, Greg	72	586	67	161	.416	0	0	.000	56	111	.505	-	-	143	2.0	10	59	19	8	190	2.6
2017-21	Wright, Moses	111	2793	466	946	.493	26	113	.230	172	285	.604	182	285	614	5.5	125	186	108	84	1130	10.2
2006-07	Young, Thaddeus	31	917	177	370	.478	39	93	.419	52	70	.743	72	79	151	4.9	63	67	12	40	445	14.4

*1 denotes player had statistics vacated by the NCAA Committee on Infractions*

## Georgia Tech NCAA Statistical Rankings - Since 2001-02

Year	G	W-L	Rk	FG	FGA	FG%	Rk	DFG%	Rk	3P	Rk	3PA	Rk	3P%	Rk	D3P%	Rk	FT	Rk	FTA	Rk	FT%	Rk	OR	Rk	DR	Rk	TReb	Rk	RPG	Rk	RMAR	Rk
2023-24	32	14-18	245	810	1924	0.421	295	0.428	125	254	122	780	72	0.326	255	0.326	114	398	265	561	260	0.709	219	367	68	561	84	1219	na	38.1	55	2.7	99
2022-23	33	15-18	225	855	2019	.423	289	.441	199	257	118	773	94	.335	208	.301	17	332	334	477	334	.696	253	349	129	806	210	1155	na	35	171	-1.7	272
2021-22	32	12-20	266	823	1866	.441	171	.436	193	228	198	646	234	.353	90	.315	66	321	299	460	300	.698	238	284	257	804	189	1088	216	34.0	245	-1.3	253
2020-21	26	17-9	79	722	1513	.477	27	.459	278	192	162	513	134	.348	119	.368	315	312	152	430	173	.726	111	205	298	582	327	787	212	30.3	329	-4.0	294
2019-20	31	17-14	146	781	1727	.452	97	.399	33	161	330	516	326	.312	285	.285	7	403	196	595	166	.677	274	301	195	826	96	1127	163	36.4	127	2.5	110
2018-19	32	14-18	229	755	1714	.440	194	.400	20	176	338	573	330	.307	331	.297	11	405	245	588	226	.689	239	262	307	809	178	1071	278	33.5	280	-2.6	282
2017-18	32	13-19	253	753	1770	.425	283	.429	108	156	346	490	341	.318	325	.379	320	439	209	616	210	.713	171	334	153	750	297	1084	253	33.9	253	0.1	193
2016-17	37	21-16	131	910	2079	.438	209	.398	13	171	328	516	327	.331	266	.330	73	505	110	740	96	.682	247	356	242	974	81	1330	37	35.0	163	-0.4	209
2015-16	36	21-15	126	965	2150	.449	127	.442	215	213	216	597	246	.357	125	.320	46	492	157	681	187	.722	87	469	33	927	132	1396	23	38.8	57	7.4	24
2014-15	31	12-19	257	734	1800	.408	288	.440	226	131	335	491	299	.267	343	.319	58	363	315	560	295	.648	312	444	11	743	150	1187	94	38.3	17	7.3	12
2013-14	33	16-17	192	796	1847	.431	230	.419	88	173	268	549	220	.315	273	.332	113	435	279	636	278	.684	224	373	135	814	100	1187	112	36.0	n/a	2.7	97
2012-13	31	16-15	167	751	1791	.419	244	.401	50	173	234	544	n/a	.318	246	.323	95	318	n/a	501	n/a	.635	320	366	n/a	789	n/a	1155	n/a	37.3	n/a	2.8	96
2011-12	31	11-20	270	700	1639	.427	203	.403	35	158	273	507	n/a	.312	259	.347	194	308	n/a	471	n/a	.654	281	340	n/a	747	n/a	1087	n/a	35.1	n/a	3.5	60
2010-11	31	13-18	228	752	1855	.405	295	.440	222	192	162	643	n/a	.299	275	.379	320	406	n/a	589	n/a	.689	180	394	n/a	707	n/a	1101	n/a	35.5	n/a	1.0	145
2009-10	36	23-13	92	948	2064	.459	54	.384	9	213	191	587	n/a	.363	79	.315	52	512	n/a	779	n/a	.657	265	477	n/a	953	n/a	1430	n/a	39.1	n/a	4.8	34
2008-09	31	12-19	242	815	1868	.436	172	.416	81	159	267	492	n/a	.323	227	.324	65	419	n/a	665	n/a	.630	309	404	n/a	807	n/a	1211	n/a	39.7	n/a	2.2	101
2007-08	32	15-17	192	883	1873	.471	36	.452	249	214	161	575	n/a	.372	78	.338	n/a	502	n/a	717	n/a	.700	134	371	n/a	716	n/a	1087	n/a	34.0	n/a	-0.8	203
2006-07	32	20-12	93	935	1909	.490	12	.438	162	201	189	540	n/a	.372	69	.331	n/a	444	n/a	652	n/a	.681	196	445	n/a	721	n/a	1166	n/a	36.4	n/a	5.8	21
2005-06	28	11-17	244	739	1608	.460	67	.441	191	154	257	399	n/a	.38																			



## ***HISTORY***

---

<b>All-Americans/National Honors</b>	<b>88</b>
<b>ACC/Conference Honors</b>	<b>89</b>
<b>Players in the NBA</b>	<b>90</b>
<b>Tech and International Basketball</b>	<b>91</b>
<b>Georgia Tech Hall of Fame/Retired Jerseys</b>	<b>92</b>
<b>ACC Performance History</b>	<b>93</b>
<b>Tech's ACC Tournament History</b>	<b>94-95</b>
<b>Tech's NCAA Tournament / NIT History</b>	<b>96-101</b>
<b>Tech in Regular-Season Tournament Events</b>	<b>102-103</b>
<b>Letterwinners All-Time</b>	<b>104</b>
<b>Numerical Roster All-Time</b>	<b>105</b>
<b>Starting Lineups</b>	<b>106-107</b>
<b>Coaching History</b>	<b>107</b>
<b>Year-by-Year At-A-Glance</b>	<b>108</b>
<b>Tech vs. No. 1</b>	<b>109</b>
<b>Tech in the National Rankings</b>	<b>110</b>
<b>Year-by-Year Results</b>	<b>111-124</b>
<b>Tech vs. the Conferences</b>	<b>125</b>
<b>Series History vs. All Opponents</b>	<b>126-140</b>
<b>Tech in Overtime</b>	<b>141</b>
<b>Year-by-Year vs. The ACC</b>	<b>142</b>
<b>Month-by-Month All-Time</b>	<b>142</b>

# ALL-AMERICANS

## Bo Johnston, C

1938 Newspaper Enterprises (3rd)

## L.F. "Junior" Anderson, G

1938 Newspaper Enterprises (3rd)

## Roger Kaiser, G

 1960 Look/USBWA (1st)  
 Helms (1st)  
 Converse Yearbook (1st)  
 Associated Press (2nd)  
 NABC (2nd)  
 The Sporting News (2nd)  
 United Press International (2nd)  
 1961\* Associated Press (1st)  
 United Press International (1st)  
 NEA (1st)  
 The Sporting News (1st)  
 Look/USBWA (1st)  
 Helms (1st)  
 Coach & Athlete (1st)  
 Converse yearbook (2nd)  
 NABC (2nd)

## Rich Yunkus, C

 1970 Converse Yearbook (2nd)  
 United Press International (3rd)  
 The Sporting News (HM)  
 1971 NABC (2nd)  
 Converse Yearbook (2nd)  
 Associated Press (3rd)  
 The Sporting News (HM)

## Tico Brown, G

 1977 The Sporting News (HM)  
 1978 The Sporting News (HM)  
 1979 The Sporting News (HM)

## Sammy Drummer, F

 1978 The Sporting News (HM)  
 1979 The Sporting News (HM)

## Brook Steppe, F

1980 The Sporting News (HM)

## Mark Price, G

 1983 The Sporting News (HM)  
 1984 United Press International (3rd)  
 Basketball Times (3rd)  
 Basketball Weekly (3rd)  
 The Sporting News (HM)  
 1985# ESPN (1st)  
 NBC-TV (1st)  
 Associated Press (2nd)  
 NABC (2nd)  
 Basketball Times (2nd)  
 Kodak (2nd)  
 United Press International (3rd)  
 Basketball Weekly (3rd)  
 The Sporting News (HM)  
 1986 Wooden Award (1st)  
 NABC (2nd)  
 Basketball Weekly (2nd)  
 Associated Press (3rd)  
 United Press International (3rd)  
 The Sporting News (HM)

## John Salley, C

 1985 The Sporting News (HM)  
 1986 NABC (3rd)  
 Associated Press (HM)  
 United Press International (HM)

## Duane Ferrell, F

 1986 The Sporting News (HM)  
 1987 The Sporting News (HM)  
 1988 The Sporting News (HM)

## Tom Hammonds, F

 1986 The Sporting News (HM)  
 1987 The Sporting News (HM)  
 1988 The Sporting News (HM)  
 1989 The Sporting News (HM)  
 NABC (3rd)  
 Basketball Times (3rd)

## Brian Oliver, G

 1989 The Sporting News (HM)  
 1990 Associated Press (HM)  
 United Press Int'l (HM)  
 The Sporting News (HM)

## Dennis Scott, F

 1989 Sporting News (HM)  
 1990# Basketball Times (1st)  
 The Sporting News (1st)  
 Wooden Award (1st)  
 USBWA (1st)  
 Naismith (1st)  
 The National (1st)  
 Associated Press (2nd)  
 United Press International (2nd)  
 USBWA (2nd)  
 Basketball Weekly (2nd)  
 Scripps Howard (2nd)  
 NABC (3rd)

## Kenny Anderson, G

 1990 The Sporting News (2nd)  
 Wooden Award (2nd)  
 NABC (2nd)  
 Associated Press (3rd)  
 United Press International (HM)  
 1991\* Associated Press (1st)  
 United Press International (1st)  
 USBWA (1st)  
 NABC (1st)  
 Basketball Times (1st)  
 Basketball Weekly (1st)  
 Naismith Award (1st)  
 Wooden Award (1st)  
 The Sporting News (2nd)

## Malcolm Mackey, F

1993 United Press International (HM)

## James Forrest, F

 1993 Associated Press (HM)  
 1994 Associated Press (HM)

## Travis Best, G

 1994 Scripps-Howard (HM)  
 1995 Basketball Weekly (2nd)

## Stephon Marbury, G

 1996 Wooden Award (1st)  
 Associated Press (3rd)  
 College Sports (3rd)  
 NABC (3rd)

## Matt Harpring, F

 1997 The Sporting News (HM)  
 1998 Basketball America (1st)  
 Dick Vitale (1st)  
 Basketball Weekly (2nd)  
 Basketball News (2nd)  
 NABC (2nd)  
 USBWA (2nd)  
 Associated Press (3rd)  
 Basketball Times (3rd)

## B.J. Elder, G

2004 Associated Press (HM)

## Jarrett Jack, G

 2005 Associated Press (HM)  
 SI.com (HM)  
 Rivals.com (3rd)

## Moses Wright

2021 Associated Press (HM)

 \* Consensus first-team selection  
 # Consensus second-team selection


## Academic All-America

 1964 Jim Caldwell, C (2nd)  
 1969 Rich Yunkus, C  
 1970 Rich Yunkus, C  
 1971 Rich Yunkus, C  
 1997 Matt Harpring, F (2nd)  
 1998 Matt Harpring, F (1st)

## Academic All-District III

 1996 Matt Harpring, F  
 1997 Matt Harpring, F  
 1998 Matt Harpring, F  
 2004 Marvin Lewis, G

## NCAA Postgraduate Scholarship

1998 Matt Harpring, F

# NATIONAL/REGIONAL HONORS

## Naismith Memorial Basketball Hall of Fame

2021 Chris Bosh

 2004 B.J. Elder (2nd)  
 2010 Gani Lawal (1st)  
 2021 Jose Alvarado (1st)

## James Naismith Award

 1986 Mark Price (finalist)  
 John Salley (preseason candidate)  
 1987 Bruce Dalrymple (midseason team/12)  
 1990 Dennis Scott (finalist, Georgia Player of the Year)  
 1994 Travis Best (preseason candidate)  
 James Forrest (preseason candidate)  
 1995 Travis Best (preseason candidate)  
 James Forrest (preseason candidate)  
 1997 Matt Harpring (preseason candidate)  
 1998 Matt Harpring (finalist/10 selected)  
 2000 Jason Collier (preseason candidate)  
 2005 Jarrett Jack (midseason team/30)  
 B.J. Elder (preseason candidate)  
 Luke Schenscher (preseason candidate)  
 2010 Derrick Favors (preseason candidate)  
 2021 Jose Alvarado (midseason Team/30, Georgia Co-Player of the Year)  
 Moses Wright (Georgia Co-Player of the Year)

## USBWA All-District

 1960 Roger Kaiser  
 1961 Roger Kaiser  
 1963 Jim Caldwell  
 1993 Travis Best  
 1996 Stephon Marbury (1st)  
 1998 Matt Harpring (1st)  
 Dion Glover (1st)  
 2003 Chris Bosh (1st)  
 2004 B.J. Elder (1st)  
 2005 Jarrett Jack (1st)  
 2017 Ben Lammers  
 2021 Moses Wright

## Basketball Times All-South

2005 Jarrett Jack (1st)

## National Freshman of the Year

1990 Kenny Anderson (UPI, USBWA, Basketball Times, Scripps Howard)

## Freshman All-America

 1992 James Forrest (Basketball Times, 1st)  
 1993 Marlice Moore (Basketball Times, 3rd)  
 1995 Matt Harpring (Basketball Weekly, 2nd)  
 1996 Stephon Marbury (Basketball Weekly, 1st)  
 2003 Chris Bosh (USBWA, 1st)  
 2007 Javaris Crittenton (College Insider)  
 2010 Derrick Favors (Sporting News)

## NABC Silver Anniversary Award

1986 Roger Kaiser

## NCAA Silver Anniversary Award

 1978 Pete Silas  
 1986 Roger Kaiser

## National Coach of the Year

 1985 Bobby Cremins (CBS-TV, Chevrolet, NBC-TV, Al McGuire, Basketball Times)  
 1990 Bobby Cremins (Naismith)  
 2004 Paul Hewitt (Fritz Pollard Award/BCA)

## NABC District Coach of the Year

 1988 Bobby Cremins  
 2001 Paul Hewitt  
 2017 Josh Pastner

HISTORY

# ATLANTIC COAST CONFERENCE HONORS

## ACC Player of the Year

1985	Mark Price, G*
1990	Dennis Scott, F
2021	Moses Wright, F

\*Named by Associated Press (not the official All-ACC voting body)

## ACC Coach of the Year

1983	Bobby Cremins
1985	Bobby Cremins
1996	Bobby Cremins
2001	Paul Hewitt
2017	Josh Pastner

## ACC Rookie of the Year

1983	Mark Price, G
1984	Bruce Dalrymple, G
1985	Duane Ferrell, F
1986	Tom Hammonds, F
1988	Dennis Scott, G
1990	Kenny Anderson, G
1993	Marlice Moore, G-F
1996	Stephon Marbury, G
2002	Ed Nelson, F
2003	Chris Bosh, F
2010	Derrick Favors, F

## ACC Defensive Player of the Year

2017	Ben Lammers, C
2021	Jose Alvarado, G

## All-Atlantic Coast Conference

1982	Brook Stepp, G (2nd)
1983	Mark Price, G (2nd)
1984	Mark Price, G (1st)
1985	Mark Price, G (1st), John Salley, F (2nd)
1986	Mark Price, G (1st), John Salley, C (2nd), Bruce Dalrymple, G (2nd/AP)
1987	Duane Ferrell, F (2nd), Tom Hammonds, F (2nd/AP)
1988	Tom Hammonds, F (1st) Duane Ferrell, F (2nd), Craig Neal, G (3rd/AP)
1989	Tom Hammonds, F (1st) Brian Oliver, G (2nd), Dennis Scott, G (3rd/AP)
1990	Dennis Scott, F (1st), Kenny Anderson, G (1st), Brian Oliver, G (2nd)
1991	Kenny Anderson, G (1st), Malcolm Mackey, F (2nd)
1992	Jon Barry, G (3rd), Malcolm Mackey, F (3rd)
1993	Travis Best, G (3rd)
1994	James Forrest, F (1st), Travis Best, G (2nd)
1995	Travis Best, G (2nd), James Forrest, F (3rd)
1996	Matt Harpring, F (1st), Stephon Marbury, G (1st), Drew Barry, G (2nd)
1997	Matt Harpring, F (1st)
1998	Matt Harpring, F (1st)
1999	Jason Collier, F (2nd)
2000	Jason Collier, F (2nd)
2001	Alvin Jones, C (1st)
2002	Tony Atkins, G (2nd)
2003	Chris Bosh, F (2nd), B.J. Elder, G (3rd)
2004	B.J. Elder, G (2nd), Jarrett Jack, G (3rd)
2005	Jarrett Jack, G (2nd)
2007	Javaris Crittenton, G (3rd)
2009	Gani Lawal, F (3rd)
2010	Gani Lawal, F (3rd)
2011	Iman Shumpert, G (2nd)
2014	Daniel Miller, C (3rd media)
2016	Marcus Georges-Hunt, G (2nd coaches, 3rd media)
2017	Ben Lammers, C (2nd)
2018	Josh Okogie, G (3rd)
2020	Jose Alvarado, G (3rd); Michael Devoe, G (HM)
2021	Moses Wright, F (1st); Jose Alvarado, G (2nd); Michael Devoe, G (HM)
2022	Michael Devoe (3rd)
2024	Miles Kelly (HM)

## ACC All-Freshman Team

1993	Drew Barry, G (1st), Marlice Moore, F (1st)
1995	Matt Harpring, F (1st)
1996	Stephon Marbury, G (1st)
1998	Dion Glover, G (1st), Alvin Jones, C (1st)
2001	Marvin Lewis, F (1st)
2002	Ed Nelson, F (1st), B.J. Elder, G (1st)
2003	Chris Bosh, F (1st)
2007	Javaris Crittenton, G (1st), Thaddeus Young, F (HM)

2010	Derrick Favors, F (1st)
2013	Robert Carter, Jr, F (coaches)
2017	Josh Okogie, G
2024	Baye Ndongo, F

## ACC All-Defensive Team

2000	Alvin Jones, C
2001	Alvin Jones, C
2003	Chris Bosh, F
2011	Iman Shumpert, G
2013	Daniel Miller, C (media)
2014	Daniel Miller, C (media, coaches)
2017	Ben Lammers, C (POY)
2018	Ben Lammers, C
2019	James Banks III, C
2020	James Banks III, C
2021	Jose Alvarado, G (POY), Moses Wright, F

## Academic All-ACC Team

2003	Marvin Lewis
2004	Marvin Lewis
2006	Gary Cage, Mario West
2008	Gary Cage
2010	Glen Rice, Jr.
2011	Mfon Udofia
2012	Nate Hicks, Pierre Jordan
2013	Chris Bolden, Marcus Georges-Hunt
2014	Marcus Georges-Hunt, Trae Golden
2015	Tadic Jackson
2016	Tadic Jackson
2017	Justin Moore, Josh Okogie
2018	Brandon Alston
2019	Brandon Alston
2021	Kyle Sturdivant
2022	Dallan "Deebo" Coleman
2024	Naithan George

## ACC Academic Honor Roll

1980	Kerry O'Brien
1982	Stu Lyons
1990	Greg White
1992	Rod Balanis, James Gaddy, Greg White
1993	Drew Barry
1994	Yann Barbic, Todd Harlicka, John Kelly
1995	Matt Harpring
1996	Drew Barry, Matt Harpring, John Kelly
1997	Matt Harpring, Jon Babul
1998	Matt Harpring
1999	Jon Babul
2000	Jon Babul
2001	Marvin Lewis
2003	Marvin Lewis
2004	Keith Jones, Marvin Lewis, David Nelson
2006	Gary Cage, Mario West
2008	Gary Cage
2010	D'Andre Bell, Daniel Miller, Sam Shew
2011	Nate Hicks, Mfon Udofia
2012	Derek Craig, Nate Hicks, Pierre Jordan, McPherson Moore
2013	Brooks Doyle, Colin Gurry, Pierre Jordan
2014	Brooks Doyle, Marcus Georges-Hunt
2015	Brooks Doyle, Tadic Jackson, Patrick Lamar, Rand Rowland
2016	Rand Rowland
2017	Norman Harris, Josh Heath, Kellen McCormick, Jordan Price, Rand Rowland, Quinton Stephens
2018	Brandon Alston, Evan Jester, Ben Lammers, Malachi Rice
2019	Brandon Alston, Shaheed Medlock
2020	Malachi Rice, Kristian Sjolund
2021	Niko Broadway, Jehlomi James, Shaheed Medlock, Malachi Rice
2022	Brayden Daniels
2024	Naithan George, Carter Murphy, Emmer Nichols, Marcos San Miguel, Ibrahim Souare

## Weaver-James-Corrigan ACC Postgraduate Scholarship

1998	Matt Harpring
2004	Marvin Lewis

## All Metro-Conference

1977	Tico Brown, G (1st) Jim Wood, C (2nd) Lenny Horton, F (All-Freshman)
1978	Sammy Drummer, F (1st), Tico Brown, G (2nd), Lenny Horton, F (HM)

## Metro Conference Coach of the Year

1977	Dwane Morrison
------	----------------

## Academic All-Metro Conference

1976	Mike Bottorff, G
------	------------------

## All-Southeastern Conference Tournament

1936	Burtz Boulwaxe, G (2nd)
1937	Bo Johnston, C (1st) Bill Jordan, F (2nd)
1938	Bill Jordan, F (1st) Bo Johnston, C (2nd) Junior Anderson, G (2nd) Fletcher Sims, G (2nd)
1943	Herb Bergman, G (2nd)
1944	Wes Paxson, F (1st) Frank Broyles, G (2nd)
1945	Billy Williams, F (2nd) Frank Broyles, G (2nd)
1947	Frank Broyles, G (2nd)
1948	Jim Nolan, C (1st) Colin Anderson, G (2nd)
1952	Pete Silas, G (2nd)

Served as All-SEC team from 1933-48

## All-Southeastern Conference

1945	Frank Broyles, G (1st) Durand Holliday, F (2nd)
1949	Jim Nolan, C (2nd/AP) Colin Anderson, G (3rd/AP)
1950	Colin Anderson, G (1st/AP)
1951	Pete Silas, G (3rd/AP)
1953	Pete Silas, G (1st/AP)
1955	Joe Helms, G (3rd/AP)
1956	Bobby Kimmel, G (3rd/AP)
1957	Bobby Kimmel, G (3rd/AP, 2nd/C)
1958	Terry Randall, G (2nd/AP, 2nd/C) Bud Blemker, G (2nd/AP, 1st/C) Dave Denton, F (3rd/AP)
1959	Terry Randall, G (2nd/AP) Bud Blemker, G (2nd/AP, 1st/C)
1960	Dave Denton, C (1st/AP, 1st/C) Roger Kaiser, G (1st/AP, 1st/C)
1961	Roger Kaiser, G (1st/AP, 1st/C)
1963	Jim Caldwell, C (2nd/AP, 1st/C) Mike Tomasovich, F (3rd/AP)
1964	Jim Caldwell, C (2nd/AP, 1st/C) R.D. Craddock, G (2nd/AP, 1st/C)

by Associated Press, Coaches

## Academic All-SEC

1962	Alan Nass, C (1st)
1963	Jim Caldwell, C (1st) Ron Scharf, F (2nd) Alan Nass, C (2nd)
1964	Jim Caldwell, C (1st) R.D. Craddock, G (2nd) Ron Scharf, F (HM) Bill Eidson, G (HM)

# TECH PLAYERS IN THE NBA/ABA

## Jose Alvarado

New Orleans Pelicans (2021-24)

## Alade Aminu

Miami Heat (2010-11)

## Kenny Anderson

New Jersey Nets (1991-96)  
Charlotte Hornets (1995-96)  
Portland Trail Blazers (1996-98)  
Boston Celtics (1998-2002)  
Seattle SuperSonics (2002-03)  
New Orleans Hornets (2002-03)  
Indiana Pacers (2003-04)  
Atlanta Hawks (2004-05)  
Los Angeles Clippers (2004-05)

## Drew Barry

Atlanta Hawks (1997-98)  
Seattle SuperSonics (1998-99)  
Golden State Warriors (1999-2000)  
Atlanta Hawks (1999-2000)

## Jon Barry

Milwaukee Bucks (1992-95)  
Golden State Warriors (1995-96)  
Atlanta Hawks (1996-97)  
Los Angeles Lakers (1997-98)  
Sacramento Kings (1999-2001)  
Detroit Pistons (2001-2003)  
Denver Nuggets (2003-04)  
Atlanta Hawks (2004-05)  
Houston Rockets (2004-06)

## Travis Best

Indiana Pacers (1995-2002)  
Chicago Bulls (2001-02)  
Miami Heat (2002-03)  
Dallas Mavericks (2003-04)  
New Jersey Nets (2004-05)

## Chris Bosh

Toronto Raptors (2004-10)  
Miami Heat (2010-16)

## Will Bynum

Golden State Warriors (2005-06)  
Detroit Pistons (2008-14)  
Washington Wizards (2014-15)

## Jim Caldwell

New York Knicks (1967-68)  
New Jersey Americans (1967-68)  
Kentucky Colonels (1967-69)

## Jason Collier

Houston Rockets (2000-03)  
Atlanta Hawks (2003-05)

## Javaris Crittenton

Los Angeles Lakers (2007-08)  
Memphis Grizzlies (2007-09)  
Washington Wizards (2008-09)

## Derrick Favors

New Jersey Nets (2010-11)  
Utah Jazz (2010-19)  
New Orleans Pelicans (2019-20)  
Oklahoma City Thunder (2021-22)  
Atlanta Hawks (2022-23)

## Duane Ferrell

Atlanta Hawks (1988-94)  
Indiana Pacers (1994-97)  
Golden State Warriors (1997-99)

## Matt Geiger

Miami Heat (1992-95)  
Charlotte Hornets (1995-98)  
Philadelphia 76ers (1998-2002)

## Marcus Georges-Hunt

Miami Heat (2016-17)  
Orlando Magic (2016-17)  
Minnesota Timberwolves (2017-18)

## Dion Glover

Atlanta Hawks (1999-04)  
Toronto Raptors (2003-04)  
San Antonio Spurs (2004-05)

## Tom Hammonds

Washington Bullets (1989-92)  
Charlotte Hornets (1992-93)  
Denver Nuggets (1992-97)  
Minnesota Timberwolves (1997-2001)

## Matt Harpring

Orlando Magic (1998-2000)  
Cleveland Cavaliers (2000-01)  
Philadelphia 76ers (2001-02)  
Utah Jazz (2002-09)

## Jarrett Jack

Portland Trail Blazers (2005-08)  
Indiana Pacers (2008-09)  
Toronto Raptors (2009-11)  
New Orleans Hornets (2010-12)  
Golden State Warriors (2012-13)  
Cleveland Cavaliers (2013-14)  
Brooklyn Nets (2014-16)  
New Orleans Pelicans (2016-17)  
New York Knicks (2017-18)

## Alvin Jones

Philadelphia 76ers (2001-02)

## Gani Lawal

Phoenix Suns (2010-11)

## Malcolm Mackey

Phoenix Suns (1993-94)

## Stephon Marbury

Minnesota Timberwolves (1996-99)  
New Jersey Nets (1998-2001)  
Phoenix Suns (2001-04)  
New York Knicks (2003-08)  
Boston Celtics (2008-09)

## Anthony Morrow

Golden State Warriors (2008-10)  
New Jersey Nets (2010-12)  
Atlanta Hawks (2012-13)  
New Orleans Pelicans (2013-14)  
Oklahoma City Thunder (2014-17)  
Chicago Bulls (2016-17)

## Craig Neal

Portland Trail Blazers (1988-89)  
Miami Heat (1988-89)  
Denver Nuggets (1990-91)

## Ivano Newbill

Detroit Pistons (1994-95)  
Atlanta Hawks (1996-97)  
Vancouver Grizzlies (1997-98)

## Jim Nolan

Philadelphia Warriors (1949-50)

## Josh Okogie

Minnesota Timberwolves (2018-22)  
Phoenix Suns (2022-24)

## Brian Oliver

Philadelphia 76ers (1990-92)  
Washington Bullets (1994-95)  
Atlanta Hawks (1997-98)

## Mark Price

Cleveland Cavaliers (1986-95)  
Washington Bullets (1995-96)  
Golden State Warriors (1996-97)  
Orlando Magic (1997-98)

## Glen Rice, Jr.

Washington Wizards (2013-15)

## John Salley

Detroit Pistons (1986-92)  
Miami Heat (1992-95)  
Toronto Raptors (1995-96)  
Chicago Bulls (1995-96)  
Los Angeles Lakers (1999-2000)

## Luke Schenscher

Chicago Bulls (2005-06)  
Portland Trail Blazers (2006-07)

## Dennis Scott

Orlando Magic (1990-97)  
Dallas Mavericks (1997-98)  
Phoenix Suns (1997-98)  
New York Knicks (1998-99)  
Minnesota Timberwolves (1998-99)  
Vancouver Grizzlies (1999-2000)

## Iman Shumpert

New York Knicks (2011-15)  
Cleveland Cavaliers (2014-18)  
Sacramento Kings (2018-19)  
Houston Rockets (2018-19)  
Brooklyn Nets (2019-20)

## DRAFT PICKS AND FREE AGENT SIGNEES

### 2022

Jose Alvarado - FA, New Orleans Pelicans  
Moses Wright - FA, Los Angeles Clippers

### 2018

Josh Okogie - 1st/20th pick, Minnesota Timberwolves

### 2017

Marcus Georges-Hunt - FA, Miami Heat, Orlando Magic

### 2013

Glen Rice, Jr. - 2nd/35th pick, Philadelphia 76ers  
*Traded to Washington Wizards*

### 2011

Iman Shumpert - 1st/17th pick, New York Knicks

### 2010

Derrick Favors - 1st/3rd pick, New Jersey Nets  
Gani Lawal - 2nd/46th overall, Phoenix Suns

### 2009

Alade Aminu - FA, Miami Heat  
Anthony Morrow - FA, Golden State Warriors

### 2007

Thaddeus Young - 1st/12th pick\*, Philadelphia 76ers  
Javaris Crittenton - 1st/19th, Los Angeles Lakers  
Mario West - FA, Atlanta Hawks

### 2005

Jarrett Jack - 1st/22nd pick, Denver Nuggets  
*Traded to Portland Trail Blazers*  
Will Bynum - FA, Boston Celtics  
Luke Schenscher - FA, Denver Nuggets

### 2003

Chris Bosh - 1st/4th pick\*, Toronto Raptors

### 2001

Alvin Jones - 2nd/57th pick, Philadelphia 76ers

### 2000

Jason Collier - 1st/15th pick, Milwaukee Bucks  
*Traded to Houston Rockets*

### 1999

Dion Glover - 1st/20th pick, Atlanta Hawks

### 1998

Matt Harpring - 1st/15th pick, Orlando Magic

### 1997

Eddie Elisma - 2nd/41st pick, Seattle SuperSonics

### 1996

Stephon Marbury - 1st/4th pick\*, Milwaukee Bucks  
*Traded to Minnesota Timberwolves*  
Drew Barry - 2nd/57th, Seattle SuperSonics

### 1995

Travis Best - 1st/22nd pick, Indiana Pacers  
James Forrest - 3rd/34th, Omaha Racers (CBA)

### 1994

Fred Vinson - FA, Atlanta Hawks  
Ivano Newbill - FA, Detroit Pistons

### 1993

Malcolm Mackey - 1st/27th pick, Phoenix Suns

### 1992

Jon Barry - 1st/21st pick, Boston Celtics  
Matt Geiger - 2nd/42nd, Miami Heat

### 1991

Kenny Anderson - 1st/2nd pick\*, New Jersey Nets

### 1990

Dennis Scott - 1st/4th pick\*, Orlando Magic  
Brian Oliver - 2nd/32nd, Philadelphia 76ers

### 1989

Tom Hammonds - 1st/9th pick\*, Washington Bullets  
Anthony Sherrod - 7th/110th, Tulsa (CBA)

### 1988

Craig Neal - 3rd/71st pick, Portland Trailblazers  
Duane Ferrell - FA, Atlanta Hawks;

### 1987

Bruce Dalrymple - 2nd/46th pick, Phoenix Suns

### 1986

Mark Price - 2nd/25th pick, Dallas Mavericks  
*Traded to Cleveland Cavaliers*  
John Salley - 1st/11th pick\*, Detroit Pistons

### 1985

Yvon Joseph - 2nd/36th pick, New Jersey Nets

### 1983

George Thomas - 8th/173rd pick, Atlanta Hawks

### 1982

Brook Steppe - 1st/17th pick, Kansas City Kings

### 1980

Lenny Horton - 5th/112th pick, Seattle SuperSonics

### 1979

Tico Brown - 2nd/23rd pick, Utah Jazz  
Sammy Drummer - 4th/76th, Houston Rockets

### 1971

Rich Yunkus - 3rd/38th pick, Cincinnati Royals;  
3rd, Carolina (ABA)

### 1970

Bob Seemer - 10th/169th pick, Milwaukee Bucks

### 1968

Phil Wagner - 6th/75th pick, Atlanta Hawks;  
5th, Indiana (ABA)

### 1967

Pres Judy - Round n/a, Kentucky Colonels (ABA)

### 1965

Jim Caldwell - 3rd/28th pick, Los Angeles Lakers  
Ronald Scharf - 15th/107th, Cincinnati Royals

### 1961

Roger Kaiser - 4th/41st pick, Chicago Bulls;  
Round n/a, New York (ABL)

### 1960

Dave Denton - 6th/43rd pick, New York Knicks;  
Round n/a, Hawaii (ABL)

### 1953

Pete Silas - 82nd overall pick, Minneapolis Lakers

### 1950

Colin Anderson - 10th/112nd pick, Indianapolis  
Kautskys

### 1949

Jim Nolan - 2nd/18th pick, Philadelphia Warriors

### 1947

Frank Broyles - 69th overall pick, Toronto Huskies

\*denotes lottery pick

## Brook Steppe

Kansas City Kings (1982-83)  
Indiana Pacers (1983-84)  
Detroit Pistons (1984-85)  
Sacramento Kings (1986-87)  
Portland Trail Blazers (1988-89)

## Fred Vinson

Atlanta Hawks (1994-95)  
Seattle SuperSonics (1999-2000)

## Phil Wagner

Indiana Pacers (1968-69)

## Mario West

Atlanta Hawks (2007-10)  
New Jersey Nets (2010-11)

## Moses Wright

Los Angeles Clippers/Dallas Mavericks (2021-22)

## Thaddeus Young

Philadelphia 76ers (2007-14)  
Minnesota Timberwolves (2014-15)  
Brooklyn Nets (2014-16)  
Indiana Pacers (2016-19)  
Chicago Bulls (2019-20)  
San Antonio Spurs/Toronto Raptors (2021-22)  
Toronto Raptors (2022-23)  
Phoenix Suns (2023-24)



# TECH AND INTERNATIONAL BASKETBALL



## Alade Aminu

- The only Georgia Tech player to participate in two Olympic games in basketball, he competed for Nigeria in 2012 in London and 2016 in Rio de Janeiro.

## Kenny Anderson

- Played on bronze medal-winning United States team at the 1990 World Championships

## Chris Bosh (above)

- Became only the second Tech alumnus to make the U.S. Olympic team in the 2008 games in Beijing, China, which won the gold medal. They were known as the "Redeem Team" after the U.S. won the bronze medal in 2004 in Athens.
- Helped U.S. win the bronze medal at the 2006 FIBA World Championships in Japan.



## Bobby Cremins

- Assistant Coach for the 1996 U.S. Olympic Team—Dream Team III—which captured the gold medal at the Centennial Olympic Games in Atlanta. Chosen by head coach Lenny Wilkens along with Clem Haskins of Minnesota and Jerry Sloan of the Utah Jazz
- Assisted Arizona's Lute Olsen in coaching the U.S. team to a gold medal at the 1986 World Championships and Goodwill Games in Madrid, Spain
- In 1989, coached a U.S. squad to qualification for the 1990 World Championships

## Dion Glover

- Helped U.S. win the gold medal at the 1998 Goodwill Games in New York, N.Y.

## Tom Hammonds

- Played for gold medal-winning U.S. squad in the 1986 World Basketball Championships in Madrid, Spain
- Attended 1988 Olympic Trials

## Stephon Marbury

- Helped U.S. win the bronze medal at the 2004 Olympic Games in Athens, Greece

## Mark Price (left)

- Helped U.S. win a gold medal at the 1983 Pan Am Games in Caracas, Venezuela
- Also played on gold medal-winning team at the 1984 World Championships
- Invited to 1984 Olympic Trials
- As a pro, played for Dream Team II, which won a gold medal at the 1994 World Championships in Toronto

## Pete Silas

- Played for gold medal-winning U.S. squad in the 1955 Pan Am Games in Mexico City, Mexico

## ALL-TIME USA TEAM ROSTER

### USA NATIONAL TEAM – OLYMPICS

- 1996 – Bobby Cremins/assistant coach (gold medal)
- 2004 – Stephon Marbury (bronze medal)
- 2008 – Chris Bosh (gold medal)

### USA NATIONAL TEAM – WORLD CHAMPIONSHIPS

- 1986 – Tom Hammonds (gold medal)
- 1986 – Bobby Cremins/assistant coach (gold medal)
- 1990 – Kenny Anderson (bronze medal)
- 1994 – Mark Price (gold medal)
- 2006 – Chris Bosh (bronze medal)

### ADDITIONAL USA TEAM HISTORY

- Chris Bosh – 2006-08 Select National Team Program, 2010-12 Men's National Team
- Robert Carter, Jr. – 2013 U19 Training Camp
- Jason Collier – 1996 Nike Hoop Summit
- Bobby Cremins (assistant coach) – 1986 Goodwill Games (gold medal), 1989 World Championships Qualifying Team
- Derrick Favors – 2013 Men's National Team Mini-Camp
- Marcus Georges-Hunt – 2013 U19 Training Camp
- Dion Glover – 1997 Nike Hoop Summit, 1998 Goodwill Games (gold medal)
- Tom Hammonds – 1988 Olympic Trials
- Michael Maddox – 1995 U19 Team
- Stephon Marbury – 1995 Nike Hoop Summit, 1995 USA U19 Team
- Craig Neal – 1993 FIBA Americas Qualifying Team
- Josh Okogie – 2017 U19 Team
- Mark Price – 1983 Pan American Games Team (gold medal)
- Pete Silas – 1955 Pan American Games Team (gold medal)
- Deivon Smith – 2021 U19 Training Camp
- Thaddeus Young – 2006 Nike Hoop Summit, 2009 Men's National Team Mini-Camp, 2019 Men's National Team training camp

### OTHER NATIONS

- Alade Aminu – Nigerian team member in 2012 and 2016 Olympic Games
- Josh Okogie – Nigerian team member in 2019 FIBA World Championships, 2021 Olympic Games
- Mfon Udofia - Nigerian assistant coach in 2021 Olympic Games



# GEORGIA TECH HALL OF FAME/RETIRED JERSEYS

## GEORGIA TECH HALL OF FAME

Name	Class	Inducted
Kenny Anderson	1991	2001
Nicholas George Azar	1928	1982
Drew Barry	1996	2010
Travis Best	1995	2006
Chris Bosh	2003	2018
Buddy Blemker	1959	1965
Jim Caldwell	1966	1976
Lenny Cohen	1957	1973
R.D. Craddock	1965	1965
Bobby Cremins, coach	1981-2000	2006
Bruce Dalrymple	1987	1994
Dave Denton	1960	1973
Melvin Dold	1951	1961
B.J. Elder	2005	2017
Duane Ferrell	1988	1995
James Forrest	1995	2021
Sid Goldin	1930	1984
Tom Hammonds	1989	1996
Matt Harpring	1998	2008
Tiny Hearn	1927	1956
Joe Helms	1956	1964
Paul Hewitt, coach	2000-11	2022
Lenny Horton	1980	1985
John C. Hyder, as a player	1937	1960
John C. Hyder, as a coach	1952-73	1983
Jarrett Jack	2005	2016
Bo Johnston	1938	1958
Alvin Jones	2001	2014
Bill Jordan	1938	1986
Pres Judy	1967	1974
Roger Kaiser	1961	1966
Joe Keener	1951	1974
Bobby Kimmel	1957	1963
Malcolm Mackey	1993	2005
Roy Mundorff, coach	1926-42	1968
Alan Nass	1963	1963
Ida Neal	1989	1995
Jim Nolan	1949	1962
Brian Oliver	1990	2000
Wesley Paxson	1944	1969
Frank Player	1928	1984
Mark Price	1986	1991
Terry Randall	1959	1970
Wayne Richards	1961	1980
Babe Roane	1924	1971
John Salley	1986	1991
Dennis Scott	1990	2001
Mickey Sermersheim	1951	1972
Pete Silas	1953	1959
Fletcher Sims (also football)	1937	1968
Jim Thorne	1971	1979
Pete Thorne	1968	1979
Mike Tomasovich	1964	1980
Teeter Umsted	1952	1962
Phil Wagner	1968	1973
Jim Wood	1977	1985
Rich Yunkus	1971	1971

### #4 • Dennis Scott >>>

Retired November 15, 2024

- First-team All-American, 1990
- ACC Player of the Year, 1990
- Sporting News National Player of the Year, 1990
- ACC Rookie of the Year in 1988
- Finished his career as Tech's all-time leader in three-point field goals and three-point percentage
- Tech's No. 4 all-time leading scorer (2,115 points)
- Set Tech and ACC record for points in a season, 970 in 1989-90

### #15 • Matt Harpring

Retired Feb. 25, 1998

- First-team all-American in 1998
- One of only two Tech players to earn first-team all-ACC honors three times
- Came within eight points of breaking the Tech career scoring record, finishing second with 2,225 points
- Also ranks second in career rebounds and among Tech's all-time leaders in virtually every statistical category
- Two-time Academic All-American

### #20 • Tom Hammonds

Retired March 1, 1989

- Third-team all-American in 1989
- Three-time all-ACC selection, including first-team honors in 1988 and 1989
- ACC Rookie of the Year in 1986
- Became the third player in Tech history to score 2,000 points and still ranks fifth in career scoring and rebounding
- Helped Tech to four straight NCAA Tournament appearances

### #21 • Roger Kaiser

Retired Feb. 27, 1961

- Georgia Tech's first all-American (1960) and one of only two consensus all-Americans (1961) in school history
- SEC Player of the Year in 1961
- Led Tech to its first NCAA Tournament
- Finished with Tech career records for points and scoring average

### #22 • John Salley

Retired March 2, 1986

- Second-team all-American in 1986
- Two-time all-ACC selection
- Finished with the Tech career record for blocked shots
- Along with Mark Price, helped the Jackets rise to national prominence

### #25 • Mark Price


Retired March 2, 1986

- Three-time all-American, including first-team honors in 1985
- Tech's first all-ACC first-team honoree and one of only two Jackets to be all-ACC three straight years
- ACC Rookie of the Year in 1983, when he led the league in scoring
- Finished his career as Tech's second-leading scorer and leader in assists and steals

### #40 • Rich Yunkus

Retired in 1971

- Tech's all-time leading scorer with 2,232 points in just three seasons
- Second-team all-America in 1971 and a third-team selection in 1970
- Averaged a school-record 30.1 points per game as a junior
- Three-time Academic All-American



*Banners recognizing the considerable and legendary accomplishments of the following individuals also hang alongside those of the seven players.*

### Al Ciraldo

Voice of the Jackets

- Georgia Tech radio announcer for 43 years
- Called play-by-play for 1,030 basketball games from 1954-93
- Banner was raised on Feb. 14, 1998, three months after his death at the age of 76

### Bobby Cremins

Head Coach 1981-2000

- National Coach of the Year - 1985, 1990
- ACC Coach of the Year - 1983, 1985, 1996
- Led Tech to three ACC titles (1985, 1990, 1993) and one NCAA Final Four
- Coaching record at Georgia Tech - 354-237
- Banner was raised and the Alexander Memorial Coliseum court was named in his honor on March 8, 2003

### John "Whack" Hyder

Head Coach 1952-73

- Led Tech to its first NCAA Tournament appearance in 1960
- Led Tech to NIT appearances in 1970 and 1971, advancing to the finals in 1971
- Beat Kentucky teams ranked No. 1 three times in his career
- Coaching record at Georgia Tech - 292-271
- Banner was raised during the 2003-04 season



# ACC PERFORMANCE HISTORY BREAKDOWN

Year	BC	CAL	CL	DU	FS	LOU	MD	MIA	NC	NCST	ND	PITT	SMU	STA	SYR	UVA	VT	WF
	HAT	HAT	HAT	HAT	HAT	HAT	HAT	HAT	HAT	HAT	HAT	HAT	HAT	HAT	HAT	HAT	HAT	HAT
1979-80	-	-	L	L	-	-	L	L	L	-	-	-	-	-	-	W	L	-
1980-81	-	-	L	L	-	-	L	L	-	-	-	-	-	-	-	L	L	-
1981-82	-	-	L	L	W	-	-	W	W	-	-	L	L	L	-	L	L	-
1982-83	-	-	W	L	W	-	-	W	L	W	-	-	-	-	-	L	L	-
1983-84	-	-	W	L	W	L	-	W	L	-	W	L	-	-	-	W	L	-
1984-85	-	-	L	W	W	L	W	-	W	W	-	-	-	-	-	W	L	-
1985-86	-	-	W	W	W	W	L	-	W	W	-	-	-	-	-	W	W	-
1986-87	-	-	L	L	W	W	-	-	W	W	-	-	-	-	-	L	L	-
1987-88	-	-	W	L	W	L	-	-	W	W	L	-	-	-	-	W	L	-
1988-89	-	-	W	L	W	L	-	-	W	W	-	-	-	-	-	W	L	-
1989-90	-	-	W	L	W	L	W	-	W	W	-	-	-	-	-	L	L	-
1990-91	-	-	W	L	L	L	-	-	W	L	-	-	-	-	-	W	W	-
1991-92	-	-	W	L	L	L	L	-	W	W	-	-	-	-	-	W	W	-
1992-93	-	-	W	W	W	L	W	L	L	-	-	-	-	-	-	W	W	-
1993-94	-	-	W	L	L	L	-	-	L	W	-	-	-	-	-	W	L	-
1994-95	-	-	W	L	W	L	W	-	W	W	-	-	-	-	-	L	L	-
1995-96	-	-	W	L	W	W	W	-	W	L	W	-	-	-	-	W	W	-
1996-97	-	-	L	L	L	L	W	-	L	L	-	-	-	-	-	W	L	-
1997-98	-	-	W	L	L	L	W	-	L	L	L	-	-	-	-	W	W	-
1998-99	-	-	W	L	L	L	W	-	L	L	-	-	-	-	-	W	W	-
1999-00	-	-	W	L	L	L	W	-	L	L	-	-	-	-	-	W	L	-
2000-01	-	-	W	W	L	L	W	L	-	L	L	W	-	-	-	L	W	-
2001-02	-	-	L	W	L	L	W	W	-	L	L	-	-	-	-	L	W	-
2002-03	-	-	W	L	L	L	W	-	W	L	-	-	-	-	-	W	W	-
2003-04	-	-	W	W	L	W	L	W	-	W	L	-	-	-	-	W	L	-
2004-05	-	-	W	W	L	L	L	W	W	-	L	W	L	-	-	W	-	-
2005-06	W	L	-	L	L	L	-	-	L	L	L	-	-	-	-	-	-	-
2006-07	W	-	-	W	L	W	L	W	W	-	-	-	-	-	-	-	-	-
2007-08	-	W	-	-	W	L	-	L	L	-	-	-	-	-	-	L	W	-
2008-09	L	L	-	L	L	W	L	-	L	L	-	-	-	-	-	L	-	-
2009-10	W	-	-	W	L	W	L	L	-	L	W	-	-	-	-	-	L	-
2010-11	-	L	-	-	L	L	-	-	L	W	-	-	-	-	-	L	L	-
2011-12	W	L	-	-	L	L	-	-	W	L	-	-	-	-	-	L	-	-
2012-13	-	L	L	-	L	L	-	-	L	W	-	-	-	-	-	W	L	-
2013-14	W	W	-	-	L	L	L	L	-	-	-	-	-	-	-	W	-	-
2014-15	L	-	-	-	W	L	-	-	W	-	-	-	-	-	-	L	-	-
2015-16	-	W	-	-	W	L	W	-	-	W	-	-	-	-	-	L	W	-
2016-17	W	-	-	-	W	L	-	-	W	-	-	-	-	-	-	W	-	-
2017-18	-	L	L	-	L	L	-	-	W	-	-	-	-	-	-	W	-	-
2018-19	W	-	-	-	L	L	-	-	L	-	-	-	-	-	-	W	-	-
2019-20	-	W	-	-	W	W	-	-	W	-	-	-	-	-	-	L	L	-
2020-21	-	-	-	-	W	L	-	-	W	-	-	-	-	-	-	W	-	-
2021-22	W	W	-	-	W	L	-	-	W	-	-	-	-	-	-	L	-	-
2022-23	-	W	-	-	L	L	-	-	L	W	-	-	-	-	-	L	W	-
2023-24	L	-	-	-	L	W	-	-	W	-	-	-	-	-	-	W	-	-

HISTORY

**Georgia Tech's 22 ACC victories over the 2020-21 and 2021-22 seasons are the most in program history over a two-year period.**

### Third Time's the Charm

In 2013-14, Boston College became the 10th ACC team that Georgia Tech has defeated three times in the same season - that is, both regular-season meetings and a game in the ACC Tournament.

Boston College	2014
North Carolina	2010
Virginia	2001
NC State	1996
Virginia	1992
NC State	1990
Clemson	1986
Maryland	1986
North Carolina*	1985

\*ACC Championship game





# ACC TOURNAMENT HISTORY

## All-Time Results

**1980 - Greensboro Coliseum, Greensboro, N.C.**  
#1 Maryland 51, #8 Georgia Tech 49 (ot) (quarterfinal)

**1981 - Capital Centre, Landover, Md.**  
#1 Virginia 76, #8 Georgia Tech 47 (quarterfinal)

**1982 - Greensboro Coliseum, Greensboro, N.C.**  
#1 North Carolina 55, #8 Georgia Tech 39 (quarterfinal)

**1983 - The Omni, Atlanta, Ga.**  
#6 Georgia Tech 64, #3 Maryland 58 (quarterfinal)  
#2 Virginia 96, #6 Georgia Tech 67 (semifinal)

**1984 - Greensboro Coliseum, Greensboro, N.C.**  
#3 Duke 67, #6 Georgia Tech 63 (ot) (quarterfinal)

**1985 - The Omni, Atlanta, Ga. (Champions)**  
#1 Georgia Tech 55, #8 Virginia 48 (quarterfinal)  
#1 Georgia Tech 75, #4 Duke 64 (semifinal)  
#1 Georgia Tech 57, #2 North Carolina 54 (championship)

**1986 - Greensboro Coliseum, Greensboro, N.C. (Runner-up)**  
#1 Georgia Tech 79, #8 Clemson 61 (quarterfinal)  
#1 Georgia Tech 64, #6 Maryland 62 (semifinal)  
#1 Duke 68, #1 Georgia Tech 67 (championship)

**1987 - Capital Centre, Landover, Md.**  
#4 Virginia 55, #5 Georgia Tech 54 (quarterfinal)

**1988 - Greensboro Coliseum, Greensboro, N.C.**  
#5 Maryland 84, #4 Georgia Tech 67 (quarterfinal)

**1989 - The Omni, Atlanta, Ga.**  
#4 North Carolina 77, #5 Georgia Tech 62 (quarterfinal)

**1990 - Charlotte Coliseum, Charlotte, N.C. (Champions)**  
#3 Georgia Tech 76, #6 NC State 67 (quarterfinal)  
#3 Georgia Tech 83, #2 Duke 72 (semifinal)  
#3 Georgia Tech 70, #5 Virginia 61 (championship)

**1991 - Charlotte Coliseum, Charlotte, N.C.**  
#4 NC State 82, #5 Georgia Tech 68 (quarterfinal)

**1992 - Charlotte Coliseum, Charlotte, N.C.**  
#4 Georgia Tech 68, #5 Virginia 56 (quarterfinal)  
#1 Duke 89, #4 Georgia Tech 76 (semifinal)

**1993 - Charlotte Coliseum, Charlotte, N.C. (Champions)**  
#6 Georgia Tech 69, #3 Duke 66 (quarterfinal)  
#6 Georgia Tech 69, #7 Clemson 61 (semifinal)  
#6 Georgia Tech 77, #1 North Carolina 75 (championship)

**1994 - Charlotte Coliseum, Charlotte, N.C.**  
#3 Wake Forest 74, #6 Georgia Tech 49 (quarterfinal)

**1995 - Greensboro Coliseum, Greensboro, N.C.**  
#4 Virginia 77, #5 Georgia Tech 67 (quarterfinal)

**1996 - Greensboro Coliseum, Greensboro, N.C. (Runner-up)**  
#1 Georgia Tech 88, #9 NC State 73 (quarterfinal)  
#1 Georgia Tech 84, #5 Maryland 79 (semifinal)  
#2 Wake Forest 75, #1 Georgia Tech 74 (championship)

**1997 - Greensboro Coliseum, Greensboro, N.C.**  
#8 NC State 60, #9 Georgia Tech 46 (first round)

**1998 - Greensboro Coliseum, Greensboro, N.C.**  
#3 Maryland 83, #6 Georgia Tech 65 (quarterfinal)

**1999 - Charlotte Coliseum, Charlotte, N.C.**  
#3 North Carolina 78, #6 Georgia Tech 49 (quarterfinal)

**2000 - Charlotte Coliseum, Charlotte, N.C.**  
#7 Florida State 63, #8 Georgia Tech 62 (quarterfinal)

**2001 - Georgia Dome, Atlanta, Ga.**  
#5 Georgia Tech 74, #4 Virginia 69 (quarterfinal)  
#1 North Carolina 70, #5 Georgia Tech 63 (semifinal)

**2002 - Charlotte Coliseum, Charlotte, N.C.**  
#3 Wake Forest 92, #6 Georgia Tech 83 (quarterfinal)

**2003 - Greensboro Coliseum, Greensboro, N.C.**  
#4 NC State 71, #5 Georgia Tech 65 (quarterfinal)

**2004 - Greensboro Coliseum, Greensboro, N.C.**  
#4 Georgia Tech 83, #5 North Carolina 82 (quarterfinal)  
#1 Duke 85, #4 Georgia Tech 71 (semifinal)

**2005 - MCI Center, Washington, D.C. (Runner-up)**  
#5 Georgia Tech 73, #4 Virginia Tech 54 (quarterfinal)  
#5 Georgia Tech 78, #1 North Carolina 75 (semifinal)  
#3 Duke 69, #5 Georgia Tech 64 (championship)

**2006 - Greensboro Coliseum, Greensboro, N.C.**  
#6 Maryland 84, #11 Georgia Tech 62 (first round)

**2007 - St. Pete Times Forum, Tampa, Fla.**  
#11 Wake Forest 114, #5 Georgia Tech 112 (2 ot) (quarterfinal)

**2008 - Bobcats Arena, Charlotte, N.C.**  
#7 Georgia Tech 94, #10 Virginia 76 (first round)  
#2 Duke 82, #7 Georgia Tech 70 (quarterfinal)

**2009 - Georgia Dome, Atlanta, Ga.**  
#12 Georgia Tech 86, #5 Clemson 81 (first round)  
#4 Florida State 64, #12 Georgia Tech 62 (quarterfinal)

**2010 - Greensboro Coliseum, Greensboro, N.C.**  
#7 Georgia Tech 62, #10 North Carolina 58 (first round)  
#7 Georgia Tech 69, #2 Maryland 64 (quarterfinal)  
#7 Georgia Tech 64, #11 NC State 59 (semifinal)  
#1 Duke 65, #7 Georgia Tech 61 (championship)

**2011 - Greensboro Coliseum, Greensboro, N.C.**  
#6 Virginia Tech 59, #11 Georgia Tech 43 (first round)

**2012 - Philips Arena, Atlanta, Ga.**  
#6 Miami 54, #11 Georgia Tech 36 (first round)

**2013 - Greensboro Coliseum, Greensboro, N.C.**  
#8 Boston College 84, #9 Georgia Tech 64 (first round)

**2014 - Greensboro Coliseum, Greensboro, N.C.**  
#11 Georgia Tech 73, #14 Boston College 70 (ot) (first round)  
#6 Clemson 69, #11 Georgia Tech 65 (ot) (second round)

**2015 - Greensboro Coliseum, Greensboro, N.C.**  
#12 Boston College 66, #13 Georgia Tech 65 (first round)

**2016 - Verizon Center, Washington, D.C.**  
#10 Georgia Tech 88, #7 Clemson 85 (ot) (first round)  
#2 Virginia 72, #10 Georgia Tech 52 (second round)

**2017 - Barclays Center, Brooklyn, N.Y.**  
#14 Pittsburgh 61, #11 Georgia Tech 59 (first round)

**2018 - Barclays Center, Brooklyn, N.Y.**  
#12 Boston College 87, #13 Georgia Tech 77 (first round)

**2019 - Spectrum Center, Charlotte, N.C.**  
#15 Notre Dame 78, #10 Georgia Tech 71 (first round)

**2020 - Greensboro Coliseum, Greensboro, N.C.**  
*Georgia Tech did not participate (NCAA postseason ban)*

**2021 - Greensboro Coliseum, Greensboro, N.C.**  
#4 Georgia Tech 70, #13 Miami 66 (quarterfinal)  
#4 Georgia Tech vs. #1 Virginia (semifinal, cancelled)  
#4 Georgia Tech 80, #2 Florida State 75 (championship)

**2022 - Barclays Center, Brooklyn, N.Y.**  
#11 Louisville 84, #14 Georgia Tech 74 (first round)

**2023 - Greensboro Coliseum, Greensboro, N.C.**  
#13 Georgia Tech 61, #12 Florida State 60 (first round)  
#5 Pittsburgh 89, #13 Georgia Tech 81 (second round)

**2024 - Capitol One Arena, Washington, D.C.**  
#12 Notre Dame 84, #13 Georgia Tech 80 (first round)

## Annual Regular Season Finishes

Year	Record	Finish	Tourney Seed	*Projection
1980	1-13	8th	8th	8th
1981	0-14	8th	8th	8th
1982	3-11	8th	8th	8th
1983	4-10	6th	6th	8th
1984	6-8	t-5th	6th	6th
1985	9-5	t-1st	1st	3rd
1986	11-3	2nd	2nd	2nd
1987	7-7	5th	5th	2nd
1988	8-6	4th	4th	3rd
1989	8-6	5th	5th	3rd
1990	8-6	t-3rd	3rd	5th
1991	6-8	t-5th	5th	4th
1992	8-8	t-4th	4th	4th
1993	8-8	6th	6th	4th
1994	7-9	6th	6th	3rd
1995	8-8	5th	5th	6th
1996	13-3	1st	1st	6th
1997	3-13	9th	9th	6th
1998	6-10	6th	6th	9th
1999	6-10	t-5th	6th	7th
2000	5-11	8th	8th	6th
2001	8-8	t-5th	5th	8th
2002	7-9	t-5th	6th	6th
2003	7-9	5th	5th	4th
2004	9-7	t-3rd	4th	7th
2005	8-8	t-4th	5th	3rd
2006	4-12	t-10th	11th	9th
2007	8-8	t-6th	6th	4th
2008	7-9	t-7th	7th	7th
2009	2-14	12th	12th	8th
2010	7-9	7th	7th	4th
2011	5-10	t-10th	11th	9th
2012	4-12	T9th	11th	10th
2013	6-12	T9th	9th	9th
2014	6-12	t-11th	11th	11th
2015	3-15	13th	13th	13th
2016	8-10	t-11th	10th	13th
2017	18-10	11th	11th	14th
2018	6-12	13th	13th	9th
2019	6-12	10th	10th	13th
2020	11-9	5th	n/a	12th
2021	11-6	4th	4th	9th
2022	5-15	14th	14th	10th
2023	6-14	13th	13th	15th
2024	7-14	t-12th	13th	13th

*18 ACC wins vacated by the NCAA Committee on Infractions  
\*Preseason Operation Basketball projection*

HISTORY

# ACC TOURNAMENT HISTORY

## Tournament Superlatives

### Individual by Tech

Points: 35, Will Bynum vs. North Carolina, 2005  
 Field goals: 13, James Forrest vs. Duke, 1993  
 Field goal attempts: 24, Dennis Scott vs. Duke, 1990  
 Field goal percentage: 1.000 (7-7), Alade Aminu vs. Wake Forest, 2007  
 3-point field goals: 6, Anthony Morrow vs. Virginia, 2008  
 3-point FG attempts: 15, Dennis Scott vs. N. Carolina, 1989  
 Free throws: 14, Mark Price vs. Duke, 1985  
 Free throw attempts: 14, Mark Price vs. Duke, 1985  
 Free throw percentage: 1.000 (14-14), Mark Price vs. Duke, 1985  
 Rebounds: 17, Luke Schenscher vs. North Carolina, 2004  
 Assists: 13, Drew Barry vs. Clemson, 1993  
 Turnovers: 9, Stu Lyons vs. Virginia, 1981  
 Blocked shots: 7, Matt Geiger vs. Virginia, 1992  
 Steals: 7, Jarrett Jack vs. NC State, 2003

### Team by Tech

Points: 112 vs. Wake Forest, 2007  
 Fewest points: 36 vs. Miami, 2012  
 Fewest points in a win: 55 vs. Virginia, 1985  
 Winning margin: 19 vs. Virginia Tech, 2005  
 Losing margin: 29 vs. Virginia, 1981 & 1983, North Carolina, 1991  
 Field goals: 40 vs. Wake Forest, 2007  
 Field goal attempts: 75 vs. Boston College, 2013  
 Field goal percentage: .579 (33-57) vs. Virginia, 2008  
 Lowest FG percentage: .296 (21-71) vs. Duke, 2005  
 Field goal percentage (tournament): .508 (60-118), 2008  
 3-point field goals: 13 vs. Virginia, 2008  
 3-point FG attempts: 33 vs. North Carolina, 2001  
 Free throws: 26 vs. Maryland, 1983  
 Free throw attempts: 35 vs. Maryland, 1983; Wake Forest, 2007  
 Free throw percentage: .885 (23-26) vs. North Carolina, 1993  
 Free throw percentage (tournament): .806 (25-31), 2008  
 Rebounds: 47 vs. North Carolina, 2005  
 Assists: 23 vs. Duke, 1993  
 Turnovers: 24 vs. Maryland, 1996  
 Fewest turnovers: 6 vs. Wake Forest, 1996  
 Blocked shots: 13 vs. Virginia, 1992  
 Steals: 15 vs. Florida State, 2021

### Individual by Opponents

Points: 41, Olivier Hanlan, Boston College, 2013  
 Field goals: 14, Olivier Hanlan, Boston College, 2013  
 Field goal attempts: 23, Junior Burrough, Virginia, 1995  
 Field goal percentage: .833, (5-6) Kenny Smith, North Carolina, 1985  
 3-point field goals: 8, Olivier Hanlan, Boston College, 2013  
 3-point FG attempts: 12, Donald Williams, North Carolina, 1993; Chris Whitney, Clemson, 1993  
 Free throws: 14, Kyle Singler, Duke, 2010  
 Free throw attempts: 16, Kyle Singler, Duke, 2010  
 Free throw percentage: 1.000, Rashad McCants (10-10), North Carolina, 2004 (10-10); J.J. Redick (10-10), Duke, 2005  
 Rebounds: 22, Tim Duncan, Wake Forest, 1996  
 Assists: 10, Rudy Archer, Maryland, 1988; Sean Singletary, Virginia, 2008  
 Blocked Shots: 6, Tim Duncan, Wake Forest, 1994; Johnny Rhodes, Maryland, 1996; Josh Powell, NC State, 2003; Sheldon Williams, Duke, 2005  
 Steals: 5, Jeff Jones, Virginia, 1981; Landon Milbourne, Maryland, 2010

### Team by Opponents

Points: 114 by Wake Forest, 2007  
 Fewest points: 48 by Virginia, 1985  
 Fewest points in a win: 51 by Maryland, 1980  
 Field goals: 34 by Wake Forest, 2007  
 Field goal attempts: 81 by Virginia, 1992  
 Field goal percentage: .642 (34-53) by Wake Forest, 2007  
 Lowest FG percentage: .247 (20-81) by Virginia, 1992  
 Lowest FG percentage (tournament): .375 (63-168), 2005  
 3-point field goals: 14 by Boston College, 2013  
 3-point field goal attempts: 24 by Boston College, 2013  
 3-point field goal percentage: .582 (14-24) by Boston College, 2013  
 Free throws: 33 by Virginia, 1983  
 Free throw attempts: 48 by Wake Forest, 2007  
 Free throw percentage: 1.000 (12-12) by North Carolina, 1985  
 Rebounds: 50 by Virginia, 2001  
 Assists: 22 by Wake Forest, 2007  
 Turnovers: 25 by Florida State, 2001  
 Blocked shots: 9 by Duke, 2005; Maryland, 2006  
 Steals: 16 by Virginia, 1981

### Best Career Totals

Minimum 4 games, 2 tournaments  
 Points: 162, Mark Price, 1983-86 (9 games)  
 Scoring average: 20.6, Dennis Scott, 1988-90 (6)  
 Field goals: 54, Mark Price, 1983-86 (9)  
 Field goal attempts: 132, Mark Price, 1983-86 (9)  
 Field goal percentage: .593 (35-59), Tom Hammonds, 1986-89 (6)  
 3-point field goals: 20, Tony Akins, 1999-2002 (5)  
 3-point FG attempts: 52, Tony Akins, 1999-2002 (5)  
 3-point FG percentage: .600 (9-15), Michael Maddox, 1995-96 (4)  
 Free throws: 46, Mark Price, 1983-86 (9)  
 Free throw attempts: 50, Mark Price, 1983-86 (9)  
 Free throw percentage: .920 (46-50), Mark Price, 1983-86 (9)  
 Rebounds: 89, Malcolm Mackey, 1990-93 (9)  
 Assists: 61, Drew Barry, 1993-96 (8)  
 Blocked shots: 18, John Salley, 1983-86 (9)  
 Steals: 23, Mark Price, 1983-86 (9)  
 Games played: 9, Malcolm Mackey, 1990-93; Mark Price, 1983-86; John Salley, 1983-86; Zachery Peacock, 2007-10

### Best Tournament Totals

Points: 80, James Forrest, 1993  
 Scoring average: 26.7, James Forrest, 1993  
 Field goals: 35, James Forrest, 1993  
 Field goal attempts: 55, Dennis Scott, 1990  
 Field goal percentage: .686 (35-51), James Forrest, 1993  
 3-point field goals: 10, Stephon Marbury, 1996  
 3-point FG attempts: 27, Dennis Scott, 1990  
 3-point FG percentage: .667, Michael Maddox (8-12), 1996; Anthony Morrow (8-12), 2008  
 Free throws: 20, Mark Price (20 att.), 1985  
 Free throw attempts: 27, Derrick Favors (18 made), 2010  
 Free throw percentage: 1.000 (20-20), Mark Price, 1985  
 Rebounds: 39, Derrick Favors, 2010  
 Assists: 27, Drew Barry, 1993  
 Blocked shots: 12, Derrick Favors, 2010  
 Steals: 11, Bruce Dalrymple, 1985

### Record by Site

Barclays Center, Brooklyn, N.Y.	0-3
Bobcats Arena/Spectrum Center, Charlotte, N.C.	1-2
Capital Centre, Landover, Md.	0-2
Charlotte (N.C.) Coliseum	7-6
Georgia Dome, Atlanta, Ga.	2-2
Greensboro (N.C.) Coliseum	11-17
The Omni, Atlanta, Ga.	4-2
Philips Arena, Atlanta, Ga.	0-1
St. Pete Times Forum, Tampa, Fla.	0-1
Capital One Arena, Washington, D.C.	3-3

### Record by Round

First Round	5-13
Second Round	1-2
Quarterfinals	12-17
Semifinals	7-4
Championship games	4-4
<b>Tournament record</b>	<b>29-40</b>

### Record by Seed

Seed (Yrs)	Record	Titles
No. 1 (2)	5-1	1
No. 2 (1)	2-1	0
No. 3 (1)	3-0	1
No. 4 (3)	4-3	1
No. 5 (7)	3-7	0
No. 6 (7)	4-7	1
No. 7 (2)	4-2	0
No. 8 (4)	0-4	0
No. 9 (2)	0-2	0
No. 10 (2)	1-2	0
No. 11 (4)	1-5	0
No. 12 (1)	1-1	0
No. 13 (3)	1-4	0
No. 14 (1)	0-1	0

### ACC All-Tournament

1980	Brook Steppe, G (2nd)
1983	Mark Price, G (2nd)
1984	Mark Price, G (2nd)
1985	Mark Price, G (1st), Bruce Dalrymple, G (1st), Yvon Joseph, C (2nd), John Salley, F (2nd)
1986	Duane Ferrell, F (1st), Mark Price, G (2nd), Tom Hammonds, F (2nd), John Salley, F (3rd)
1990	Brian Oliver, G (1st), Dennis Scott, F (1st), Kenny Anderson, G (1st), Malcolm Mackey, F (3rd)
1992	Malcolm Mackey, F (2nd)
1993	James Forrest, F (1st), Drew Barry, G (1st), Travis Best, G (2nd)
1996	Matt Harpring, F (1st), Stephon Marbury, G (1st)
2001	Alvin Jones, C (2nd)
2004	B.J. Elder, G (2nd)
2005	Will Bynum, G (1st), Jarrett Jack, G (2nd)
2009	Lewis Clinch, G (2nd)
2010	Derrick Favors, F (1st), Gani Lawal, F (2nd), Iman Shumpert, G (2nd)
2020	Michael Devoe, G (1st), Jordan Usher, F (1st), Jose Alvarado, G (2nd)

### Everett Case Award\*

1985	Mark Price, G
1990	Brian Oliver, G
1993	James Forrest, F
2021	Michael Devoe, G

\*ACC Tournament MVP

# NCAA TOURNAMENT HISTORY

## 1960 (1-1) - Midwest Region

Freedom Hall, Louisville, Ky.

1st round: Georgia Tech 57, Ohio University 54

2nd round: Ohio State 86, Georgia Tech 69

## 1985 (3-1) - East Region, No. 2 Seed

The Omni, Atlanta, Ga.

1st round: Georgia Tech 65, Mercer 58

2nd round: Georgia Tech 70, Syracuse 53

Providence Civic Center, Providence, R.I.

Regional Semifinal: Georgia Tech 61, Illinois 53

Regional Final: Georgetown 60, Georgia Tech 54

All-East Regional: Mark Price, John Salley, Bruce Dalrymple

## 1986 (2-1) - Southeast Region, No. 2 Seed

Assembly Center, Baton Rouge, La.

1st round: Georgia Tech 68, Marist 53

2nd round: Georgia Tech 66, Villanova 61

The Omni, Atlanta, Ga.

Regional Semifinal: Louisiana State 70, Georgia Tech 64

## 1987 (0-1) - Midwest Region, No. 7 Seed

Rosemont Horizon, Chicago, Ill.

1st round: Louisiana State 85, Georgia Tech 79

## 1988 (1-1) - East Region, No. 5 Seed

Civic Center, Hartford, Conn.

1st round: Georgia Tech 90, Iowa State 78

2nd round: Richmond 59, Georgia Tech 55

## 1989 (0-1) - Midwest Region, No. 6 Seed

Reunion Arena, Dallas, Texas

1st round: Texas 76, Georgia Tech 70

## 1990 (4-1) - Southeast Region, No. 4 Seed

Thompson-Boling Arena, Knoxville, Tenn.

1st round: Georgia Tech 99, East Tennessee St. 83

2nd round: Georgia Tech 94, Louisiana State 91

Superdome, New Orleans, La.

Regional Semifinal: Georgia Tech 81, Michigan State 80 (ot)

Regional Final: Georgia Tech 93, Minnesota 91

All-Southeast Regional: Kenny Anderson MVP, Dennis Scott

McNichols Arena, Denver, Colo.

National Semifinal: UNLV 90, Georgia Tech 81

All-Final Four: Dennis Scott

## 1991 (1-1) - Midwest Region, No. 8 Seed

University of Dayton Arena, Dayton, Ohio

1st round: Georgia Tech 87, DePaul 70

2nd round: Ohio State 65, Georgia Tech 61

## 1992 (2-1) - Midwest Region, No. 7 Seed

Bradley Center, Milwaukee, Wis.

1st round: Georgia Tech 65, Houston 60

2nd round: Georgia Tech 79, Southern California 78

Kemper Arena, Kansas City, Mo.

Regional Semifinal: Memphis State 83, Georgia Tech 79 (ot)

All-Midwest Regional: Jon Barry

## 1993 (0-1) - West Region, No. 4 Seed

McKale Center, Tucson, Ariz.

1st round: Southern 93, Georgia Tech 78

## 1996 (2-1) - Southeast Region, No. 3 Seed

Orlando Arena, Orlando, Fla.

1st round: Georgia Tech 90, Austin Peay 79

2nd round: Georgia Tech 103, Boston College 89

Rupp Arena, Lexington, Ky.

Regional Semifinal: Cincinnati 87, Georgia Tech 70

## NCAA Tournament Record:

# 23-17

NCAA Tournament Appearances: 17 (1960, 1985, 1986, 1987, 1988, 1989, 1990, 1991, 1992, 1993, 1996, 2001, 2004, 2005, 2007, 2010, 2021)

Most Consecutive NCAA Tournaments: 9, from 1985-93

Most Consecutive Post-Season Appearances: 11, from 1984-94

Sweet 16: 7 (1960, 1985, 1986, 1990, 1992, 1996, 2004)

Elite Eight: 3 (1985, 1990, 2004)

Final Four: 2 (1990, 2004)

## NCAA Tournament Record by Seed

No. 1: 0-0 No. 6: 0-1 (1989)

No. 2: 5-2 (1985, 1986) No. 7: 2-2 (1987, 1992)

No. 3: 7-2 (1996, 2004) No. 8: 1-2 (1991, 2001)

No. 4: 4-2 (1990, 1993) No. 9: 0-1 (2021)

No. 5: 2-2 (1988, 2005) No. 10: 1-2 (2007, 2010)

## NCAA Tournament Record by Region

East: 4-2 (1985, 1988)

Midwest: 1-1 (1960)

Southeast: 8-3 (1986, 1990, 1996)

Midwest: 9-8 (1987, 1989, 1991, 1992, 2004, 2007, 2010, 2021)

West: 1-3 (1993, 2001, 2005)

## 2001 (0-1) - West Region, No. 8 Seed

Cox Arena, San Diego, Calif.

1st round: St. Joseph's 66, Georgia Tech 62

## 2004 (5-1) - St. Louis Region, No. 3 Seed

Bradley Center, Milwaukee, Wis.

1st round: Georgia Tech 65, Northern Iowa 60

2nd round: Georgia Tech 57, Boston College 54

Edward Jones Dome, St. Louis, Mo.

Regional Semifinal: Georgia Tech 72, Nevada 67

Regional Final: Georgia Tech 79, Kansas 71 (ot)

All-St. Louis Regional: Jarrett Jack (MVP), Clarence Moore

Alamodome, San Antonio, Texas

National Semifinal: Georgia Tech 67, Oklahoma State 65

National Championship: Connecticut 82, Georgia Tech 73

All-Final Four: Will Bynum, Luke Schenscher

## 2005 (1-1) - Albuquerque Region, No. 5 Seed

Gaylord Entertainment Center, Nashville, Tenn.

1st round: Georgia Tech 80, George Washington 68

2nd round: Louisville 76, Georgia Tech 54

## 2007 (0-1) - Midwest Region, No. 10 Seed

United Center, Chicago, Ill.

1st round: UNLV 67, Georgia Tech 63

## 2010 (1-1) - Midwest Region, No. 10 Seed

Bradley Center, Milwaukee, Wis.

1st round: Georgia Tech 64, Oklahoma State 59

2nd round: Ohio State 75, Georgia Tech 66

## 2021 (0-1) - Midwest Region, No. 9 Seed

Hinkle Fieldhouse, Indianapolis, Ind.

1st round: Loyola Chicago 71, Georgia Tech 60



# NCAA TOURNAMENT HISTORY

## Tournament Superlatives

### Individual by Tech

Points: 40, Dennis Scott vs. Minnesota, 1990  
 Field goals: 14, Dennis Scott vs. East Tennessee State, 1990  
 Field goal attempts: 32, Dennis Scott vs. LSU, 1990  
 Field goal percentage: .857 (6-7), Malcolm Mackey vs. Southern California, 1992  
 3-point field goals: 7, Dennis Scott vs. Minnesota and LSU, 1990  
 3-point FG attempts: 14, Dennis Scott vs. UNLV, 1990  
 3-point FG percentage: .857 (6-7), Stephon Marbury vs. Boston College, 1996  
 Free throws: 19, Tom Hammonds vs. Iowa State, 1988  
 Free throw attempts: 21, Tom Hammonds vs. Iowa State, 1988  
 Free throw percentage: 1.000, Roger Kaiser (11-11) vs. Ohio University, 1960  
 Rebounds: 19, Malcolm Mackey vs. Ohio State, 1991  
 Assists: 11, Drew Barry vs. Austin Peay, 1996  
 Blocked shots: 5, Michael Maddox vs. Austin Peay, 1996  
 Steals: 4, James Forrest vs. Memphis State, 1992; Stephon Marbury vs. Boston College, 1996; Jarrett Jack vs. Kansas, 2004

### Team by Tech

Points: 103 vs. Boston College, 1996  
 Fewest points: 54 vs. Georgetown, 1985; Louisville, 2005  
 Fewest points in win: 57 vs. Ohio University, 1960; Boston College, 2004  
 Largest victory margin: 17 vs. Syracuse, 1985  
 Largest losing margin: 22 vs. Louisville, 2005  
 Field goals: 39 vs. East Tennessee State, 1990  
 Field goal attempts: 81 vs. LSU, 1990  
 Field goal percentage: .625 (30-48) vs. Southern California, 1992  
 Lowest FG percentage: .333 (19-57) vs. Richmond, 1988  
 3-point field goals: 16 vs. Boston College, 1996  
 3-point FG attempts: 30 vs. Cincinnati, 1996  
 3-point FG percentage: .600 (6-10) vs. Iowa State, 1988  
 Free throws: 36 vs. Iowa State, 1988  
 Free throw attempts: 42 vs. Iowa State, 1988  
 Free throw percentage: .960 (24-25) vs. Oklahoma State, 2010  
 Rebounds: 52 vs. LSU, 1990  
 Assists: 27 vs. Southern California, 1992; Boston College, 1996  
 Turnovers: 23 vs. Southern, 1993  
 Blocked shots: 7 vs. Michigan State, 1990; Austin Peay, 1996  
 Steals: 11 vs. Illinois, 1985

### Individual by Opponent

Points: 35, Willie Burton, Minnesota, 1990  
 Field goals: 15, Willie Burton, Minnesota, 1990  
 Field goal attempts: 32, Lafester Rhodes, Iowa State, 1988  
 Field goal percentage: 1.000 (4-4), Charles Outlaw, Houston, 1992  
 3-point field goals: 7, Darryl Joe, LSU, 1987  
 3-point FG attempts: 14, Anfernee Hardaway, Memphis State, 1992  
 3-point FG percentage: 1.000 (4-4), Chuck Murphy, DePaul, 1991  
 Free throws: 9, Shaquille O'Neal, LSU, 1990  
 Free throw attempts: 12, Peter Woolfolk, Richmond, 1988; Shaquille O'Neal, LSU, 1990; Anfernee Hardaway, Memphis State, 1992; Danya Abrams, Boston College, 1996  
 Free throw percentage: 1.000 (7-7), Jervaughn Scales, Southern, 1993  
 Rebounds: 18, Perry Carter, Ohio State, 1991; Jervaughn Scales, Southern, 1993  
 Assists: 11, Pearl Washington, Syracuse, 1985  
 Blocks: 5, Charles Outlaw, Houston, 1992  
 Steals: 5, Derrick Taylor, LSU, 1986; Leonard White, Southern, 1993

### Team by Opponents

Points: 93 by Southern, 1993  
 Fewest points: 53 by Syracuse and Illinois, 1985; Marist, 1986  
 Fewest points in a win: 59 by Richmond, 1988  
 Field goals: 39 by Minnesota, 1990  
 Field goal attempts: 81 by Southern, 1993  
 Field goal percentage: .546 (36-65) by Ohio State, 1960  
 Lowest FG percentage: .317 (19-60) by UNLV, 2007  
 3-point field goals: 11 by East Tennessee State, 1990  
 3-point FG attempts: 30 by UNLV, 2007  
 3-point FG percentage: .667 (10-15) by UNLV, 1990  
 Free throws: 25 by Connecticut, 2004  
 Free throw attempts: 39 by Connecticut, 2004  
 Free throw percentage: 1.000 (11-11) by Villanova, 1986  
 Rebounds: 54 by Ohio University, 1960  
 Assists: 23 by LSU, 1987  
 Turnovers: 19 by Marist, 1986; Illinois, 1985; Mercer, 1985  
 Blocks: 10 by LSU, 1990  
 Steals: 14 by Southern, 1993

### Best Career Totals

#### Minimum 4 games, 2 tournaments

Points: 207, Dennis Scott, 1988-90 (8 games)  
 Scoring average: 25.9, Dennis Scott, 1988-90 (8)  
 Field goals: 69, Dennis Scott, 1988-90 (8)  
 Field goal attempts: 157, Dennis Scott, 1988-90 (8)  
 Field goal percentage: .582 (32-55), Luke Schenschel, 2004-05 (8)  
 3-point field goals: 33, Dennis Scott, 1988-90 (8)  
 3-point FG attempts: 76, Dennis Scott, 1988-90 (8)  
 3-point FG percentage: .434 (33-76), Dennis Scott, 1988-90 (8)  
 Free throws: 44, Brian Oliver, 1987-90 (9)  
 Free throw attempts: 57, Brian Oliver, 1987-90 (9)  
 Free throw percentage: .841 (37-44), Jarrett Jack, 2004-05 (8)  
 Rebounds: 68, Malcolm Mackey, 1990-93 (11)  
 Rebound average: 8.8, James Forrest, 1992-94 (4)  
 Assists: 38, Jarrett Jack, 2004-05 (8)  
 Blocks: 12, John Salley, 1985-86 (7)  
 Steals: 15, Jarrett Jack, 2004-05 (8)  
 Games played: 11, Malcolm Mackey, 1990-93

## NIT Record: !14-9

### 1970 (1-1 • Quarterfinals)

**Madison Square Garden, New York, N.Y.**  
 1st round: Georgia Tech 78, Duquesne 68  
 Quarterfinals: St. John's 56, Georgia Tech 55

### 1971 (3-1 • Runner-up)

**Madison Square Garden, New York, N.Y.**  
 1st round: Georgia Tech 70, LaSalle 67  
 Quarterfinals: Georgia Tech 78, Michigan 70  
 Semifinals: Georgia Tech 76, St. Bonaventure 71 (2 ot)  
 Finals: North Carolina 84, Georgia Tech 64

### 1984 (0-1)

**Cassell Coliseum, Blacksburg, Va.**  
 1st round: Virginia Tech 77, Georgia Tech 74

### 1994 (0-1)

**Knickerbocker Arena, Albany, N.Y.**  
 1st round: Siena 74, Georgia Tech 69

### 1998 (2-1 • Quarterfinals)

**Alexander Memorial Coliseum, Atlanta, Ga.**  
 1st round: Georgia Tech 88, Seton Hall 78  
 2nd round: Georgia Tech 80, Georgetown 79 (ot)  
 Quarterfinals: Penn State 75, Georgia Tech 70

### 1999 (0-1)

**McArthur Court, Eugene, Ore.**  
 1st round: Oregon 67, Georgia Tech 64

### 2003 (2-1 • Quarterfinals)

**Alexander Memorial Coliseum, Atlanta, Ga.**  
 1st round: Georgia Tech 72, Ohio State 58  
**Carver-Hawkeye Arena, Iowa City, Iowa**  
 2nd round: Georgia Tech 79, Iowa 78  
**United Spirit Arena, Lubbock, Texas**  
 Quarterfinals: Texas Tech 80, Georgia Tech 72

### 2016 (2-1 • Quarterfinals)

**McCamish Pavilion, Atlanta, Ga.**  
 1st round: Georgia Tech 81, Houston 62  
**Colonial Life Arena, Columbia, S.C.**  
 2nd round: Georgia Tech 83, South Carolina 66  
**Viejas Arena, San Diego, Calif.**  
 Quarterfinals: San Diego State, Georgia Tech 56

### 2017 (14-1)

**McCamish Pavilion, Atlanta, Ga.**  
 1st round: Georgia Tech 75, Indiana 63  
 2nd round: Georgia Tech 71, Belmont 57  
**The Pavilion, Oxford, Miss.**  
 Quarterfinals: Georgia Tech 74, Mississippi 66  
**Madison Square Garden, New York, N.Y.**  
 Semifinals: Georgia Tech 76, CSU Bakersfield 61  
 Finals: TCU 88, Georgia Tech 56

*!Georgia Tech's appearance in the 2017 NIT was later vacated by the NCAA's Committee on Infractions.*

# NCAA TOURNAMENT HISTORY

## 1960 (1-1) • Midwest Region

**Freedom Hall, Louisville, Ky.**

**1st round: Georgia Tech 57, Ohio Univ. 54**

Ohio University, an upset winner over Notre Dame in the first round, jumped to a 19-6 lead at the 10:26 mark of the first half and still led by 12 points with 13 minutes left in the game. Eighth-ranked Tech, which had received a first-round bye, used its full-court pressure defense to get back in the game, taking the lead at 49-48 on a pair of free throws by Roger Kaiser with 4:55 left. Kaiser, who led Tech with 25 points, scored 16 of the Jackets' final 23 points, including several critical free throws, as Tech survived, 57-54, and advanced to the Elite Eight.

**2nd round: Ohio State 86, Georgia Tech 69**

Ohio State, featuring future NBA stars Jerry Lucas and John Havlicek, had compiled a 22-3 record and a No. 2 national ranking. The matchup with Tech was a contrast in styles between the Buckeyes' whirlwind pace and the more deliberate pace of the Jackets. Ohio State led 41-35 at the half and threatened to run away in the second half, but Tech, though physically overmatched, stayed within striking distance, trailing 66-56 with 8:53 to play, before the eventual national champions pulled away for the 86-69 victory.

## 1985 (3-1) • East Region

**The Omni, Atlanta, Ga.**

**1st round: Georgia Tech 65, Mercer 58**

Yvon Joseph led all scorers with 19 points and nine rebounds and Bruce Dalrymple had a double-double with 13 points and 11 boards as Georgia Tech defeated Mercer, 65-58, in the Yellow Jackets' first NCAA Tournament game in a quarter of a century. Tech saw an 18-point lead crumble to just six points with 1:35 to play before Mark Price, who finished with 14 points, delivered the clinching basket with a layup with just 27 seconds left.

**2nd round: Georgia Tech 70, Syracuse 53**

Mark Price scored 18 points and Bruce Dalrymple delivered his second straight double-doubles with 10 points and 10 rebounds as Georgia Tech knocked off Syracuse, 70-53, to advance to the Sweet 16. Tech held Syracuse to just 39.6 percent shooting from the field and outrebounded the Orangemen 38-24.

**Providence Civic Center, Providence, R.I.**

**Regional Semifinal: Georgia Tech 61, Illinois 53**

Mark Price connected on nine of 12 field goal attempts for 20 points to lead Georgia Tech over Illinois, 61-53, and into the Final Eight for the first time in school history. Tech built a 52-37 lead with 7:02 left in the game, but Doug Altenberger kept Illinois in the game with 24 points. He scored 10 unanswered points to cut the Tech lead to 55-51 before fouling out with 1:34 to play.

**Regional Final: Georgetown 60, Georgia Tech 54**

Top-seeded Georgetown ended Tech's Cinderella season with a 60-54 victory in the East Regional Final. All-America center Patrick Ewing scored 14 points and had four rebounds despite playing just 25 minutes due to foul trouble, while Bill Martin and Reggie Williams each had 12 points for the Hoyas. The bigger, more physical Hoyas outrebounded Tech 32-23 and harassed the Jackets into shooting just 40 percent from the field, including an uncharacteristic 3-for-16 performance by Mark Price. John Salley led Tech with 15 points and five rebounds while Bruce Dalrymple added 13.

**All-East Regional:** Mark Price, John Salley, Bruce Dalrymple

## 1986 (2-1) • Southeast Region

**Assembly Center, Baton Rouge, La.**

**1st round: Georgia Tech 68, Marist 53**

Mark Price scored 20 points to lead Georgia Tech to a 68-53 victory over No. 15-seed Marist in the first round of the NCAA Tournament. After the Red Foxes had gone ahead 36-35 with 15:35 to play, Price responded with three straight long range jumpers during a 5-for-6 second half. Rik Smits led Marist with 22 points, but he picked up his fourth foul with 14:33 to go. Tech's John Salley completed a three-point play for a 40-38 lead that the Jackets would not relinquish.


**2nd round: Georgia Tech 66, Villanova 61**

Sixth-ranked Georgia Tech managed just one field goal during the final 12 minutes of the game but hung on for a 66-61 victory over defending national champion Villanova. Tech led by as many as 18 points in the second half, and Duane's Ferrell's tip-in of a missed shot at 12:01 put the Jackets ahead, 54-40, but that was Tech's last basket until John Salley's short jumper with just 1:44 left. After Ferrell's tip, Villanova whittled away at the Tech lead, pulling within 59-57 with 2:26 left before the basket by Salley, who finished with 14 points and 11 rebounds. Mark Price led Tech with 20 points, including 10-12 from the free throw line, and Ferrell added 14 points and eight rebounds.

**The Omni, Atlanta, Ga.**

**Regional Semifinal: LSU 70, Georgia Tech 64**

LSU's Don Redden (27) and Derrick Taylor (23) combined for 50 points as the Tigers made their final eight field goals to pull away from Georgia Tech, 70-64. Tech appeared to have seized the momentum, taking a 56-52 lead with 6:19, to play, but Taylor tied the score with a driving layup, followed by a 19-foot jumper. Redden hit a crucial 21-footer with 4:05 left to put LSU ahead 60-58, and then his layup with 2:36 to play capped a 10-2 run that put the Tigers up 62-58. From there, Tech was forced to foul but managed only two more field goals. Mark Price led Tech with 20 points, and the Jackets shot 58 percent from the field to LSU's 41 percent, but 17 turnovers negated the good shooting as Tech attempted only 48 field goals.



## 1987 (0-1) • Midwest Region

**Rosemont Horizon, Chicago, Ill.**

**1st round: LSU 85, Georgia Tech 79**

Darryl Joe scored a game-high 28 points to lead LSU to a 85-79 victory over Georgia Tech. The Tigers used a 14-2 run in the first half to build a 14-point lead with 13:48 left in the half. Tech spent the rest of the game trying to close the 20-6 deficit, but came up short in the end. Tom Hammonds led the Jackets with 24 points while Duane Ferrell added 17.

## 1988 (1-1) • East Region

**Civic Center, Hartford, Conn.**

**1st round: Georgia Tech 90, Iowa State 78**

Tom Hammonds scored a career-high 33 points and Dennis Scott added 23 to lead No. 5 seed Georgia Tech to a 90-78 victory over Iowa State. The Cyclones led 41-38 at halftime, and the game was tied at 72 with 4:50 left to play, but the Jackets scored nine straight points and finished the game with an 18-6 run. Tech hit 36 of 42 free throw attempts, including Hammonds' school record 19 free throws on 21 tries. Meanwhile, Iowa State was cold from the floor in the second half, hitting just 16-42, including 0-12 from three-point range.

**2nd round: Richmond 59, Georgia Tech 55**

Led by Peter Woolfolk's 27 points, 13th-seeded Richmond upset Georgia Tech, 59-55. The Spiders held Tech to 18 points in the first half and led the entire game, but the Jackets had a chance at the end. Dennis Scott nailed a three-pointer with 35 seconds to play to cut the Spiders' lead to 57-55, but Benjy Taylor hit two free throws to seal the victory. Richmond, which had stunned fourth-seeded Indiana in the first round, held the Jackets to 33 percent shooting from the floor and limited Tech's high-scoring duo of Tom Hammonds and Duane Ferrell to a combined 17 points. Scott and Brian Oliver led Tech with 15 points apiece.



# NCAA TOURNAMENT HISTORY

## 1989 (0-1) • Midwest Region

Reunion Arena, Dallas, Texas

**1st round: Texas 76, Georgia Tech 70**

Eleventh-seeded Texas, making its first NCAA appearance in a decade under first-year head coach Tom Penders, knocked off No. 6 seed Georgia Tech, 76-70. The Longhorns, who entered the tournament as the nation's fourth-highest scoring team, were held almost 20 points below their average but led the entire game. Travis Mays (23 points), Joey Wright (17), Alvin Heggs (17) and Lance Blanks (13) scored all but six of the Texas' points. Brian Oliver led the Jackets with 24 points.

## 1990 (4-1) • Southeast Region


Thompson-Boling Arena, Knoxville, Tenn.

**1st round: Georgia Tech 99, ETSU 83**

Dennis Scott poured in 36 points as Georgia Tech opened its run to the Final Four with a 99-83 victory over East Tennessee State. Tech scored on eight of their first nine possessions, connected on 16 of their first 19 shots and raced into halftime with a 49-24 lead. Scott scored 17 of his 36 points in the first 10 minutes. Kenny Anderson had 21 points for the Yellow Jackets while Brian Oliver added 13.

**2nd round: Georgia Tech 94, LSU 91**

Dennis Scott scored 30 points, including two free throws with seven seconds left, to lift Tech to a 94-91 victory over LSU. The Yellow Jackets advanced to the Sweet 16 despite a combined 40 points, 29 rebounds and eight blocked shots, from LSU seven-footers Shaquille O'Neal and Stanley Roberts. The Jackets missed 15 of their first 19 shots and fell behind 22-5, but Tech managed to cut the deficit to just 41-40 at the half. The teams traded leads throughout the second half until Kenny Anderson's basket with 1:35 put the Jackets ahead 92-91. LSU held for a final shot, but Maurice Williamson's drive to basket came up empty, and Scott's free throws sealed the outcome.



Superdome, New Orleans, La.

**Regional Semifinal: Georgia Tech 81, Michigan State 80 (ot)**

Kenny Anderson's controversial 20-foot jumper at the buzzer tied the game and Dennis Scott hit the game winner with a 12-foot hook shot with seven seconds remaining in overtime as Georgia Tech knocked off top-seeded Michigan State, 81-80. With the Spartans leading 75-73, Steve Smith missed the front end of a one-and-one with five seconds left, and Anderson, who finished with 31 points, took the rebound and raced down the court. The basket was originally called a three, but he was just inside the arc at the top of the key, forcing the overtime.

**Regional Final: Georgia Tech 93, Minnesota 91**

Dennis Scott poured in 40 points to lead Georgia Tech over Minnesota, 93-91, and into the NCAA Final Four for the first time. Kenny Anderson had 30 points and Brian Oliver added 19 as "Lethal Weapon 3" produced 89 of the Jackets' 93 points. Tech rallied from a 12-point deficit late in the first half to trail just 49-47 at the intermission. The Jackets built a five-point advantage early in the second half, but the teams traded leads until Oliver put Tech ahead for good at 84-83 with a pair of free throws with 3:50 left. Minnesota had a chance to tie or win the game when Anderson missed the front end of a one-and-one with six seconds left, but Kevin Lynch's three-point attempt was no good.

**FINAL FOUR - McNichols Arena, Denver, Colo.**

**National Semifinal: UNLV 90, Georgia Tech 81**

Georgia Tech's magical run through the NCAA Tournament came to an end at the hands of UNLV, 90-81, in the national semifinals. Tech led 53-46 at halftime, but a three-pointer by Anderson Hunt put UNLV on top 56-54 with 16:23 to play and the Rebels held off the Jackets the rest of the way. UNLV's pressure defense held Tech without a field goal during the first six minutes of the second half. Dennis Scott scored game-high 29 points, while Brian Oliver scored 24, and Kenny Anderson finished with 16 points and eight assists.

**All-Southeast Regional:** Kenny Anderson MVP, Dennis Scott

**All-Final Four:** Dennis Scott

## 1991 (1-1) • Midwest Region

University of Dayton Arena, Dayton, Ohio

**1st round: Georgia Tech 87, DePaul 70**

Kenny Anderson had 31 points, five assists, and four rebounds to lead No. 8 seed Georgia Tech over DePaul, 87-70. Jon Barry added 22 points while Malcolm Mackey scored 12 with eight rebounds. Tech shot 58.6 percent from the field to 43.5 percent for the Blue Demons.

**2nd round: Ohio State 65, Georgia Tech 61**

Perry Carter had 19 points and 18 rebounds and Jimmy Jackson contributed 16 points, eight rebounds and eight assists for top-seeded Ohio State. Kenny Anderson led Tech with 25 points, but made only eight of his 28 field goal attempts, and Malcolm Mackey was the only other Tech player in double figures with 10 points and a career-high 19 rebounds. Tech shot 37.5 percent from the field but still had a chance at the end. The Buckeyes, who made just two field goals in the final nine minutes, led 58-56 when Anderson hit a free throw with 32.4 seconds left, but he missed the second and Tech was forced to foul. Ohio State made seven of eight free throws in the final 30 seconds.





# NCAA TOURNAMENT HISTORY

## 1992 (2-1) • Midwest Region

**Bradley Center, Milwaukee, Wis.**

**1st round: Georgia Tech 65, Houston 60**

Trailing 58-54 with four minutes to play, Georgia Tech finished the game with an 11-2 run to secure a 65-60 victory over Houston. Tech held the Southwest Conference champions to 35.4 percent shooting from the field while Jon Barry paced the Jackets with 17 points.

**2nd round: Georgia Tech 79, Southern Cal 78**

James Forrest's desperation three-pointer at the buzzer gave the Yellow Jackets 79-78 victory over No. 2 seeded Southern Cal. USC's Rodney Chatman drove the baseline past Forrest for a basket with just 2.2 seconds that put the Trojans ahead by two. Matt Geiger's inbounds pass from under the basket, intended for Jon Barry, was tipped away, and with just 0.8 seconds on the clock, Geiger inbounded from midcourt to Forrest near the sideline, and the Tech freshman threw in the first three-pointer of his career from about 25 feet. All five Tech starters scored in double figures, led by 20 from Barry and 16 each from Malcolm Mackey and Travis Best.

**Kemper Arena, Kansas City, Mo.**

**Regional Semifinal: Memphis State 83, Georgia Tech 79 (ot)**

Georgia Tech made its fourth Sweet 16 appearance in eight years, but six Memphis State free throws in overtime sealed a 83-79 victory for the Tigers. Tech led 74-72 with 17.2 seconds left in regulation when Matt Geiger missed the front end of a one-and-one. Memphis State's Billy Smith hit the tying basket with 9.3 seconds left, and the Tigers outscored the Jackets 9-5 in the overtime to advance. Tech was led by 29 points from Jon Barry while James Forrest added 16 points and 11 rebounds.

All-Midwest Regional: Jon Barry

## 1993 (0-1) • West Region

**McKale Center, Tucson, Ariz.**

**1st round: Southern 93, Georgia Tech 78**

Just five days after a stunning run through the Atlantic Coast Conference tournament, No. 4 seed Georgia Tech was upset in the first round of the NCAA Tournament by Southern, 93-78. Tech led by as many as 15 points in the first half and still led 44-39 at the half, but the Jaguars, who led the nation with a 97.9 scoring average, scored the first six points of the second half and took their first lead, 45-44, with 18:50 remaining. A three-pointer by Darius Mimms with 12:33 to play gave Southern the lead for good at 64-61. Jerv Vaughn Scales paced Southern with 27 points and 18 rebounds. Malcolm Mackey led Tech with 27 points and James Forrest added 24 points, but the Jackets committed 23 turnovers, 16 in the second half.



## 1996 (2-1) • Southeast Region

**Orlando Arena, Orlando, Fla.**

**1st round: Georgia Tech 90, Austin Peay 79**

Matt Harpring scored 27 points and grabbed 10 rebounds to lead third-seeded Georgia Tech to a 90-79 victory over No. 14 seed Austin Peay. Both teams shot better than 60 percent in the first half, which ended with Tech leading just 51-47. The Jackets opened the second half with a 9-2 run to build an 11-point lead and remained hot from the floor, connecting on 56.7 percent. Four Tech starters were in double figures as Stephon Marbury and Eddie Elisma scored 17 points each, and Mike Maddox had 16. Drew Barry contributed nine points and 11 assists.

**2nd round: Georgia Tech 103, Boston College 89**

Stephon Marbury poured in a career-high 29 points, hitting 10-for-12 from the field including 6-for-7 from three point range, to lead Georgia Tech over Boston College, 103-89, and into the Sweet Sixteen. Marbury also tied his career high with nine assists and had four steals and no turnovers. He led a balanced scoring attack that featured all five starters in double figures, including 20 points by Matt Harpring. The Jackets shot a season-high 61 percent from the field and set an NCAA Southeast Region record and tied the school record with 16 three-pointers en route to their highest scoring output in an NCAA Tournament game.

**Rupp Arena, Lexington, Ky.**

**Regional Semifinal: Cincinnati 87, Georgia Tech 70**

With six players scoring in double figures and an effective defense that held the Yellow Jackets to just 36.9 percent shooting, No. 2 seed Cincinnati eliminated Georgia Tech, 87-70. Cincinnati, which outrebounded Tech 45-34, was led by the interior play of Danny Fortson (12 points, 16 rebounds) and Art Long (12-8). Stephon Marbury led the Jackets with 15 points while Matt Harpring and Michael Maddox had 13 points each.

## 2001 (0-1) • West Region

**Cox Arena, San Diego, Calif.**

**1st round: St. Joseph's 66, Georgia Tech 62**

After trailing by 18 points early in the second half, eighth-seeded Georgia Tech rallied to pull within three in the final two minutes before falling to No. 9 seed and 23rd-ranked St. Joseph's, 66-62. Tony Akins' two free throws pulled Tech within 63-60 with 1:12 to play, and then the Hawks missed the front end of one-and-one attempts by Damian Reid and Jameer Nelson. But Yellow Jackets came up short on two scoring chances as Tony Akins' shot spun out of the basket and Alvin Jones missed an alley-oop dunk, although both players appeared to be fouled. Nelson hit two foul shots to keep St. Joe's ahead 65-60 with 29.7 seconds left. Akins led Tech with 16 points, including 7-of-7 free throws, and Darryl LaBarrie tied his career-best with 15 points. Jones finished with eight points and 10 rebounds after being held scoreless in the first half. Marvin O'Connor led the Hawks with 21 points, and Nelson added 13. St. Joe's took a 56-28 lead early in the second half before Tech scored 15 of the next 17 points to get within 48-43 with 11:47 remaining.

# NCAA TOURNAMENT HISTORY

## 2004 (5-1) • St. Louis Region

**Bradley Center, Milwaukee, Wis.**

**1st round: Georgia Tech 65, Northern Iowa 60**

B.J. Elder hit a pivotal jumper with just 1:06 left on the clock to seal the win as Georgia Tech outlasted Northern Iowa in the first round of the NCAA Tournament. Tech, the No. 3 seed, started off strong, leading by as many as 17 before taking a 12-point lead into halftime. The Panthers started the second half with an impressive 15-2 run to lead by one. Elder answered with a jumper with 15:47 remaining in the game to give Tech the lead, which the Jackets would hold for the remainder of the game.

**2nd round: Georgia Tech 57, Boston College 54**

Jarrett Jack made a key steal and dunk in the final six seconds of the game as Georgia Tech advanced to the Sweet 16. The Jackets jumped out to an 11-point lead in the second half before a Boston College run put the Eagles ahead by one. Jack made two free throws to put Tech ahead by with only 25 seconds remaining, then stole an inbounds pass and drove the length of the floor for the game-clinching dunk.

**Edward Jones Dome, St. Louis, Mo.**

**Regional Semifinal: Georgia Tech 72, Nevada 67**

Following an injury to Tech's leading scorer B.J. Elder just two minutes into the game, senior Marvin Lewis had one of the best games of his career, scoring 23 points and pulling down five rebounds against the Wolf Pack to keep Tech's NCAA run alive. With just over 65 seconds remaining in the game, Will Bynum drove the baseline for a layup to give Tech the lead for good at 69-67 and lift Georgia Tech to the regional finals for just the third time in school history.

**Regional Final: Georgia Tech 79, Kansas 71 (ot)**

After Will Bynum hit a three-pointer to break a 71-71 tie in overtime, Jarrett Jack went 4-for-4 from the line in the final 47 seconds to finish with a career-high 29 points and lead Georgia Tech to its first appearance in the Final Four since the 1990 season. Luke Schenscher scored 15 points and Clarence Moore tied a season high with 14 of his own in the contest.

**FINAL FOUR - Alamodome, San Antonio, Texas**

**National Semifinal: Georgia Tech 67, Oklahoma State 65**

Will Bynum drove to the basket around a screen by Luke Schenscher to score on a layup with 1.5 seconds remaining, lifting Georgia Tech past Oklahoma State after the Cowboys had rallied from a six-point deficit in the final four minutes to tie the game at 65. Bynum finished the game with 11 points and scored the game-winner for Tech for the third straight game. Schenscher scored 19 points (with 12 rebounds) to lead four Yellow Jackets in double figures, including 15 from senior Marvin Lewis, who canned five three-pointers in the first half.

**National Championship:**

**Connecticut 82, Georgia Tech 73**

Connecticut left no chance for a Georgia Tech miracle in the national championship game, building a 41-26 halftime lead and expanding the margin to as many as 25 before

the Yellow Jackets got hot in the final 10 minutes. Tech shot 29.4 percent in the first half and made just 4 of 11 free throws to dig itself a hole from which it could not recover. Emeka Okafor scored 24 points with 15 rebounds for the Huskies, and Ben Gordon added 21. Will Bynum led the Jackets with 17 points off the bench.

**All-St. Louis Regional:** Jarrett Jack (MVP), Clarence Moore

**All-Final Four:** Will Bynum, Luke Schenscher

## 2005 (1-1) • Albuquerque Region

**Gaylord Entertainment Center, Nashville, Tenn.**

**1st round: Georgia Tech 80, George Washington 68**

Jarrett Jack led Tech with 20 points (six rebounds, six assists, 7-9 FG). Will Bynum scored 17, and B.J. Elder added 15, giving Tech's starting guards 52 of the Yellow Jackets' points in the game. Anthony McHenry added 10, his third double-figure game in seven NCAA Tournament contests. Tech shot 50 percent from the floor, going on a 12-0 second-half spurt to put the game away. The Jackets made 17 of 22 free throws and seven three-point shots.

**2nd round: Louisville 76, Georgia Tech 54**

Louisville employed an active zone defense to stifle Tech offensively, and hit eight of its first nine shots on offense to quickly build a double-digit lead. Led by Francisco Garcia, who hit three triples and scored 18 first-half points, the Cardinals led by 15 at the break. Tech, behind Luke Schenscher (13 points), whittled its deficit to nine points (52-43) with 9:43 remaining, but Taquan Dean canned three triples on consecutive possessions to open the Louisville lead back to 20 points. The Cardinals shot 52 percent for the game and made 10 three-point shots.

## 2007 (0-1) • Midwest Region

**United Center, Chicago, Ill.**

**1st round: UNLV 67, Georgia Tech 63**

UNLV made six three-point shots in the first half to take a seven-point lead into intermission, then withstood a second-half rally by Tech to capture the victory in the first meeting between the two teams since the 1990 national semifinals. The Runnin' Rebels prevailed despite making just 31.7 percent of their shots from the floor, but held Tech's leading scorers, freshmen Javaris Crittenton and Thaddeus Young, to eight points each. Anthony Morrow and Alade Aminu led the Jackets with 11 apiece.

## 2010 (1-1) • Midwest Region

**Bradley Center, Milwaukee, Wis.**

**1st round: Georgia Tech 64, Oklahoma State 59**

Gani Lawal scored 14 points, Derrick Favors came within a rebound of a double-double and the Yellow Jackets scored their last 13 points at the line 7th-seeded Oklahoma State 64-59 in the first meeting between the two teams since the 2004 national semifinals in San Antonio, Texas. James Anderson, the nation's third-leading scorer, was just 3 of 12 for 11 points. Held without a field goal the last 8 minutes of the game, Georgia Tech got it done at the line with Favors, Iman Shumpert and Maurice Miller going 6 of 6 in the last two minutes. Georgia Tech finished 24 of 25 from the line.

**2nd round: Ohio State 75, Georgia Tech 66**

Evan Turner came within an assist and a rebound of his third triple-double of the season, lifting Ohio State to a 75-66 victory. Turner, a leading candidate to add national player of the year to his Big Ten honors, finished with a game-high 24 points. ACC Freshman of the Year Derrick Favors, who played just 5 minutes in the first half after picking up two quick fouls, keyed an 11-0 run that cut Ohio State's lead to 65-61 with 1:47 to play. Turner made two free throws, Lighty converted both of his after an intentional foul and the Yellow Jackets (23-13) never threatened again.

## 2021 (0-1) • Midwest Region

**Hinkle Fieldhouse, Indianapolis, Ind.**

**1st round: Loyola Chicago 71, Georgia Tech 60**

Playing without ACC Player of the Year Moses Wright, ninth-seeded Georgia Tech suffered a 71-60 loss to No. 8 seed Loyola Chicago. The defeat snapped Georgia Tech's eight-game winning streak and brought the Yellow Jackets' season to a close with a 17-9 record. Tech shot an outstanding 57 percent from the field (27-for-47), but without Wright, the Yellow Jackets were out-rebounded by a 30-17 margin. Loyola's 13-1 edge in offensive rebounds and 15-0 advantage in second-chance points proved to be the difference. It was a game of spurts, both teams had 11-0 runs during the course of the contest. Georgia Tech raced out to a 13-3 lead but Loyola battled back to take a 30-25 halftime advantage. In the second half, the Jackets used a 13-3 run to retake a 43-40 lead with 11:55 to go. However, the Ramblers scored the next 10 points of the game to take a 50-43 advantage, and Tech was never able to get closer than three the rest of the way.



## REGULAR-SEASON EVENTS

## 2023 ACC-SEC CHALLENGE

McCarnish Pavilion, Atlanta, Ga.  
Georgia Tech 67, Mississippi State 59

## 2023 DIAMOND HEAD CLASSIC

Stan Sheriff Center, Honolulu, Hawaii  
Georgia Tech 73, Massachusetts 70  
Georgia Tech 73, Hawaii 68  
Nevada 72, Georgia Tech 64  
All-Tournament: Baye Ndongo

## 2022 ACC-BIG TEN CHALLENGE

Carver-Hawkeye Arena, Iowa City, Iowa  
Iowa 81, Georgia Tech 65

## 2022 FORT MYERS INVITATIONAL

Suncoast Credit Union Arena, Fort Myers, Fla.  
Utah 68, Georgia Tech 64  
Marquette 84, Georgia Tech 60

## 2021 JERRY COLANGELO CLASSIC

Footprint Center, Phoenix, Ariz.  
Southern California 67, Georgia Tech 53

## 2021 HOLIDAY HOOPSGIVING CLASSIC

State Farm Arena, Atlanta, Ga.  
LSU 69, Georgia Tech 53

## 2021 ACC-BIG TEN CHALLENGE

McCarnish Pavilion, Atlanta, Ga.  
Wisconsin 70, Georgia Tech 66

## 2020 ACC-BIG TEN CHALLENGE

Pinnacle Bank Arena, Lincoln, Neb.  
Georgia Tech 75, Nebraska 64

## 2020 HOLIDAY HOOPSGIVING CLASSIC

State Farm Arena, Atlanta, Ga.  
Georgia Tech 79, Kentucky 62

## 2019 ACC-BIG TEN CHALLENGE

McCarnish Pavilion, Atlanta, Ga.  
Georgia Tech 73, Nebraska 56

## 2019 DIAMOND HEAD CLASSIC

Stan Sheriff Center, Honolulu, Hawaii  
Georgia Tech 74, Boise State 60  
Houston 70, Georgia Tech 59  
Georgia Tech 70, Hawaii 53  
All-Tournament: Moses Wright

## 2018 MIAMI HOOPHALL INVITATIONAL

American Airlines Arena, Miami, Fla.  
St. John's 76, Georgia Tech 73

## 2018 ACC-BIG TEN CHALLENGE

Welsh-Ryan Arena, Evanston, Ill.  
Northwestern 67, Georgia Tech 61

## 2017 ACC-BIG TEN CHALLENGE

McCarnish Pavilion, Atlanta, Ga.  
Georgia Tech 52, Northwestern 51

## 2016 ACC-BIG TEN CHALLENGE

Bryce Jordan Center, State College, Pa.  
Penn State 67, Georgia Tech 60

## 2015 NIT PRE-SEASON TIPOFF

McCarnish Pavilion, Atlanta, Ga.  
Georgia Tech 107, Green Bay 77  
East Tennessee State 69, Georgia Tech 68  
Barclays Center, Brooklyn, N.Y.  
Georgia Tech 83, Arkansas 73  
Villanova 69, Georgia Tech 52  
All-Tournament: Charles Mitchell

## 2014 ORLANDO CLASSIC

HP Pavilion, Lake Buena Vista, Fla.  
Marquette 72, Georgia Tech 70  
Georgia Tech 61, Rider 54  
Georgia Tech 64, Rhode Island 61

## 2014 ACC-BIG TEN CHALLENGE

Welsh-Ryan Arena, Evanston, Ill.  
Georgia Tech 66, Northwestern 58

## 2013 BARCLAYS CENTER CLASSIC

Barclays Center, Brooklyn, N.Y.  
Mississippi 77, Georgia Tech 67  
St. John's 69, Georgia Tech 58

## 2013 ACC-BIG TEN CHALLENGE

McCarnish Pavilion, Atlanta, Ga.  
Georgia Tech 67, Illinois 64

## 2012 DIRECTV CLASSIC

Anaheim (Calif.) Convention Center  
Georgia Tech 54, Rice 36  
California 68, Georgia Tech 57  
Georgia Tech 65, Saint Mary's 56

## 2012 ACC-BIG TEN CHALLENGE

Assembly Hall, Champaign, Ill.  
Illinois 75, Georgia Tech 62

## 2011 CHARLESTON CLASSIC

TD Arena, Charleston, S.C.  
Saint Joseph's 66, Georgia Tech 53  
Georgia Tech 73, VCU 60  
LSU 59, Georgia Tech 50

## 2011 ACC-BIG TEN CHALLENGE

Philips Arena, Atlanta, Ga.  
Northwestern 76, Georgia Tech 60

## 2010 LEGENDS CLASSIC

Alexander Memorial Coliseum, Atlanta, Ga.  
Georgia Tech 78, Albany 51  
Georgia Tech 77, Niagara 51  
Boardwalk Hall, Atlantic City, N.J.  
Georgia Tech 71, UTEP 61  
Syracuse 80, Georgia Tech 76  
All-Classic: Brian Oliver

## 2010 ACC-BIG TEN CHALLENGE

Welsh-Ryan Arena, Evanston, Ill.  
Northwestern 91, Georgia Tech 71

## 2010 PUERTO RICO TIP-OFF

Coliseo de Puerto Rico, San Juan, P.R.  
Dayton 63, Georgia Tech 59  
Georgia Tech 70, George Mason 62  
Georgia Tech 85, Boston University 67

## 2008 ACC-BIG TEN CHALLENGE

Alexander Memorial Coliseum, Atlanta, Ga.  
Penn State 85, Georgia Tech 83

## 2007 PARADISE JAM

St. Thomas, U.S. Virgin Islands  
Georgia Tech 79, Charlotte 77  
Winthrop 79, Georgia Tech 73  
Georgia Tech 70, Notre Dame 69  
All-Tournament: Jeremis Smith

## 2007 ACC-BIG TEN CHALLENGE

Assembly Hall, Bloomington, Ind.  
Indiana 83, Georgia Tech 79

## 2006 EA SPORTS MAUI INVITATIONAL

Lahaina Civic Center, Lahaina, Maui  
Georgia Tech 79, Purdue 61  
Georgia Tech 92, Memphis 85  
UCLA 88, Georgia Tech 73  
All-Tournament: Lewis Clinch

## 2006 ACC-BIG TEN CHALLENGE

Alexander Memorial Coliseum, Atlanta, Ga.  
Georgia Tech 77, Penn State 73

## 2005 ACC-BIG TEN CHALLENGE

Beslin Center, East Lansing, Mich.  
Michigan State 88, Georgia Tech 86

## 2004 CHICK-FIL-A PEACH BOWL CLASSIC

Philips Arena, Atlanta, Ga.  
Georgia Tech 64, Air Force 42

## 2004 ACC-BIG TEN CHALLENGE

Alexander Memorial Coliseum, Atlanta, Ga.  
Georgia Tech 99, Michigan 68

## 2003 PRESEASON NIT

Georgia Tech 79, Louisiana-Lafayette 45 (home)  
Georgia Tech 75, Hofstra 56 (home)  
Georgia Tech 77, Connecticut 61 (semis\*)  
Georgia Tech 85, Texas Tech 65 (finals\*)  
All-Tournament: Isma'il Muhammad (MVP), B.J. Elder, Jarrrett Jack  
\*at Madison Square Garden

## 2003 CHICK-FIL-A PEACH BOWL CLASSIC

Philips Arena, Atlanta, Ga.  
Georgia Tech 75, Saint Louis 62

## 2003 ACC-BIG TEN CHALLENGE

Value City Arena, Columbus, Ohio  
Georgia Tech 73, Ohio State 53

## 2002 CHICK-FIL-A PEACH BOWL CLASSIC

Philips Arena, Atlanta, Ga.  
Tennessee 70, Georgia Tech 69

## 2002 ACC-BIG TEN CHALLENGE

Williams Arena, Minneapolis, Minn.  
Minnesota 64, Georgia Tech 63

## 2001 CHICK-FIL-A PEACH BOWL CLASSIC

Philips Arena, Atlanta, Ga.  
Georgia Tech 96, Syracuse 80

## 2001 ACC-BIG TEN CHALLENGE

Alexander Memorial Coliseum  
Georgia Tech 62, Wisconsin 61

## 2001 LAS VEGAS INVITATIONAL

Valley High School, Las Vegas, Nev.  
Georgia Tech 70, Eastern Illinois 65  
Illinois 105, Georgia Tech 66  
Saint Louis 67, Georgia Tech 54

## 2000 ACC-BIG TEN CHALLENGE

Carver-Hawkeye Arena, Iowa City, Iowa  
Iowa 85, Georgia Tech 67

## 2000 WOODEN CLASSIC

Arrowhead Pond, Anaheim, Calif.  
Georgia Tech 72, UCLA 67

## 2000 DELTA AIR LINES HOLIDAY CLASSIC

Philips Arena, Atlanta, Ga.  
Georgia Tech 86, Kentucky 84

## 2000 STANFORD INVITATIONAL

Maples Pavilion, Stanford, Calif.  
Georgia Tech 78, Idaho State 56  
Stanford 80, Georgia Tech 66  
All-Tournament: Alvin Jones, Shaun Fein

## 1999 GREAT ALASKA SHOOTOUT

Sullivan Arena, Anchorage, Alaska  
Georgia Tech 100, Grambling State 88  
Georgia Tech 82, Washington 65  
Kansas 84, Georgia Tech 70 (finals)  
All-Tournament: Jason Collier, Alvin Jones

## 1999 ACC-BIG TEN CHALLENGE

Philips Arena, Atlanta, Ga.  
Michigan 80, Georgia Tech 77

## 1999 DELTA AIR LINES HOLIDAY CLASSIC

Philips Arena, Atlanta, Ga.  
Stanford 64, Georgia Tech 61 (ot)

## 1998 HOLIDAY FESTIVAL

Madison Square Garden, New York, N.Y.  
Hofstra 62, Georgia Tech 41  
Georgia Tech 72, Iona 65 (3rd)

## 1998 BIG ISLAND INVITATIONAL

Afook-Chinen Civic Auditorium, Hilo, Hawaii  
Georgia Tech 65, New Orleans 63 (ot)  
Georgia Tech 58, West Virginia 53  
Washington 76, Georgia Tech 60  
All-Tournament: Alvin Jones, Jason Floyd

## 1998 DELTA AIR LINES HOLIDAY CLASSIC

Georgia Dome, Atlanta, Ga.  
Kentucky 80, Georgia Tech 39

## 1997 PUERTO RICO SHOOTOUT

Eugenio Guerra Sports Complex, Bayamon, P.R.  
Georgia Tech 62, Alabama 60  
Georgia Tech 77, St. John's 65  
Georgia Tech 73, Louisville 69  
All-Tournament: Matt Harpring (MVP), Michael Maddox, Dion Glover

## 1997 DELTA AIR LINES HOLIDAY CLASSIC

Georgia Dome, Atlanta, Ga.  
Georgia Tech 94, Louisville 86  
MVP: Dion Glover

## 1996 DELTA AIR LINES HOLIDAY CLASSIC

Georgia Dome, Atlanta, Ga.  
Kentucky 88, Georgia Tech 59

## 1996 HOLIDAY FESTIVAL

Madison Square Garden, New York, N.Y.  
Georgia Tech 58, Hofstra 47  
St. John's 67, Georgia Tech 55 (finals)  
All-Tournament: Gary Saunders

## 1995 PRESEASON NIT

Georgia Tech 87, Manhattan 67\*  
Georgia Tech 83, Oklahoma 72\*  
Georgetown 94, Georgia Tech 72 (semis#)  
Georgia Tech 77, Michigan 61 (3rd#)  
\*Georgia Dome, #Madison Square Garden

## 1995 CABLE CAR CLASSIC

San Jose (Calif.) Arena  
Bradley 84, Georgia Tech 82  
Santa Clara 71, Georgia Tech 66  
All-Tournament: Stephon Marbury

## 1995 JEEP-EAGLE CLASSIC

Georgia Dome, Atlanta, Ga.  
Georgia Tech 88, Louisville 77  
MVP: Matt Harpring

## 1995 JIMMY V CLASSIC

Brendan Byrne Arena, East Rutherford, N.J.  
Massachusetts 75, Georgia Tech 67

## 1994 RAINBOW CLASSIC

Special Events Center, Honolulu, Hawaii  
Cincinnati 69, Georgia Tech 66  
Georgia Tech 89, Oklahoma 85  
Duke 75, Georgia Tech 68

## 1994 KUPPENHEIMER CLASSIC

Georgia Dome, Atlanta, Ga.  
Louisville 77, Georgia Tech 72  
All-Tournament: Travis Best

## 1993 HOLIDAY FESTIVAL

Madison Square Garden, New York, N.Y.  
Georgia Tech 57, Temple 51  
Georgia Tech 71, St. John's 69 (Finals)  
All-Tournament: Martice Moore (MVP)

## 1993 KUPPENHEIMER CLASSIC

Georgia Dome, Atlanta, Ga.  
Georgia Tech 86, Vanderbilt 77 (ot)  
All-Tournament: James Forrest, Travis Best

## 1993 HALL OF FAME TIP-OFF CLASSIC

Springfield, Mass.  
Michigan 80, Georgia Tech 70

## 1992 KUPPENHEIMER CLASSIC

Georgia Dome, Atlanta, Ga.  
Georgia Tech 87, Louisville 85  
All-Tournament: James Forrest (MVP), Malcolm Mackey

## 1991 PRESEASON NIT

Georgia Tech 93, James Madison 69 (home)  
Georgia Tech 84, Colorado State 67 (home)  
Georgia Tech 120, Texas 107 (semis\*)  
Oklahoma St. 78, Georgia Tech 71 (finals\*)  
All-Tournament: Malcolm Mackey, Matt Geiger  
\*at Madison Square Garden

## 1991 ACC-BIG EAST CHALLENGE

The Omni, Atlanta, Ga.  
Georgia Tech 80, Villanova 59

## 1991 KUPPENHEIMER CLASSIC

The Omni, Atlanta, Ga.  
Georgia Tech 81, Kentucky 80  
All-Classic: Jon Barry (MVP), Malcolm Mackey

## 1990 SUGAR BOWL TOURNAMENT

New Orleans, La.  
Georgia Tech 95, Tulane 86  
Georgia Tech 99, Villanova 87  
All-Tournament: Kenny Anderson (MVP), Malcolm Mackey, Jon Barry

## 1990 KUPPENHEIMER CLASSIC

The Omni, Atlanta, Ga.  
Georgia Tech 135, Loyola Marymount 94  
All-Tournament: Kenny Anderson (MVP), Jon Barry

## 1990 ACC-BIG EAST CHALLENGE

Capital Centre, Landover, Md.  
St. John's 73, Georgia Tech 72 (ot)

## 1989 KUPPENHEIMER CLASSIC

The Omni, Atlanta, Ga.  
Georgia Tech 98, Morehead State 76  
Georgia Tech 111, Pittsburgh 92  
All-Tournament: Kenny Anderson (MVP), Dennis Scott, Brian Oliver



# REGULAR-SEASON EVENTS

## 1989 ACC-BIG EAST CHALLENGE

**Hartford (Conn.) Civic Center**  
Georgia Tech 93, Pittsburgh 92

## 1988 RAINBOW CLASSIC

**Blaisdell Center, Honolulu, Hawaii**

Georgia Tech 87, Houston 78  
Illinois 80, Georgia Tech 75  
Georgia Tech 72, Purdue 69  
All-Tournament: Dennis Scott, Tom Hammonds

## 1987 PRE-SEASON NIT

Georgia Tech 114, Alcorn State 71 (home)  
Florida 80, Georgia Tech 69 (at Florida)

## 1987 COTTON STATES CLASSIC

**The Omni, Atlanta, Ga.**

Georgia Tech 90, William & Mary 59  
Georgia Tech 83, Auburn 72  
All-Tournament: Duane Ferrell, Tom Hammonds

## 1986 CENTRAL FIDELITY HOLIDAY CLASSIC

**Robins Center, Richmond, Va.**

Georgia Tech 67, Stanford 65  
Richmond 67, Georgia Tech 62 (ot)  
MVP: Duane Ferrell

## 1986 SUNTORY BALL

**Tokyo, Japan**

Georgia Tech 65, Boston College 62 (ot)  
Georgia Tech 63, SMU 54  
All-Tournament: Tom Hammonds (MVP), Duane Ferrell,  
Bruce Dalrymple

## 1986 HOLIDAY FESTIVAL

**Madison Square Garden, New York, N.Y.**

Georgia Tech 79, Rutgers 61  
St. John's 62, Georgia Tech 53  
All-Tournament: Duane Ferrell

## 1985 COTTON STATES CLASSIC

**The Omni, Atlanta, Ga.**

Georgia Tech 90, Texas 55  
Georgia Tech 82, Navy 64  
All-Tournament: Mark Price (MVP), Duane Ferrell, John  
Salley, Bruce Dalrymple

## 1985 GATOR BOWL CLASSIC

**Jacksonville, Fla.**

Georgia Tech 83, Texas A&M 58  
Georgia Tech 72, Jacksonville 53  
All-Tournament: Mark Price (MVP), John Salley, Tom  
Hammonds, Bruce Dalrymple

## 1985 HALL OF FAME TIP-OFF CLASSIC

**Springfield, Mass.**

Michigan 49, Georgia Tech 44

## 1984 RAINBOW CLASSIC

**Blaisdell Center, Honolulu, Hawaii**

Georgia Tech 72, Arkansas 52  
Georgia Tech 65, Washington 58  
Georgia Tech 70, Maryland 69  
All-Tournament: Mark Price (MVP), Bruce Dalrymple

## 1983 COTTON STATES CLASSIC

**The Omni, Atlanta, Ga.**

Georgia Tech 66, Nebraska 49  
Georgia Tech 57, Alabama 54  
All-Tournament: Mark Price (MVP), Bruce Dalrymple, Yvon  
Joseph

## 1983 CASABA CLUB CLASSIC

**Spanos Center, Stockton, Calif.**

Georgia Tech 67, Pepperdine 56  
Georgia Tech 73, Central Michigan 71  
All-Tournament: Yvon Joseph (MVP), Bruce Dalrymple

## 1981 SUN BOWL TOURNAMENT

**El Paso, Texas**

UTEP 73, Georgia Tech 44  
Oklahoma State 59, Georgia Tech 57

## 1980 GATOR BOWL TOURNAMENT

**Jacksonville, Fla.**

Purdue 53, Georgia Tech 45  
Jacksonville 64, Georgia Tech 41

## 1979 ROANOKE TIMES & WORLD

**NEWS HOLIDAY CLASSIC**

**Roanoke (Va.) Civic Center**

Georgia Tech 83, Alabama 59  
Virginia Tech 67, Georgia Tech 62  
All-Tournament: Brook Stepp (MVP), Lenny Horton

## 1978 PILLSBURY CLASSIC

**Minneapolis, Minn.**

Georgia Tech 83, Brigham Young 81  
Minnesota 57, Georgia Tech 56  
All-Tournament: Sammy Drummer, Tico Brown

## 1977 MARYLAND INVITATIONAL

**Cole Field House, College Park, Md.**

Georgia Tech 73, St. John's 67  
Maryland 65, Georgia Tech 63

## 1977 DAYTON INVITATIONAL

**Dayton, Ohio**

Georgia Tech 64, Oregon 57  
Dayton 65, Georgia Tech 63

## 1977 NORTH-SOUTH DOUBLEHEADER

**Charlotte, N.C.**

North Carolina 97, Georgia Tech 74  
NC State 81, Georgia Tech 71

## 1976 MARSHALL INVITATIONAL

**Huntington, W.Va.**

Idaho State 88, Georgia Tech 72  
Georgia Tech 80, Columbia 79

## 1976 NORTH-SOUTH DOUBLEHEADER

**Charlotte, N.C.**

North Carolina 79, Georgia Tech 74  
Georgia Tech 78, NC State 67

## 1975 POINSETTIA TOURNAMENT

**Greenville, S.C.**

Georgia Tech 98, Furman 81  
Rutgers 94, Georgia Tech 87

## 1975 KENTUCKY INVITATIONAL

**Memorial Coliseum, Lexington, Ky.**

Kentucky 66, Georgia Tech 64  
Arizona State 85, Georgia Tech 70

## 1975 NORTH-SOUTH DOUBLEHEADER

**Charlotte, N.C.**

NC State 101, Georgia Tech 66  
North Carolina 111, Georgia Tech 81

## 1974 MARYLAND INVITATIONAL College Park, Md.

Maryland 105, Georgia Tech 67  
Georgia Tech 70, St. Bonaventure 61 (ot)

## 1974 NORTH-SOUTH DOUBLEHEADER

**Charlotte, N.C.**

NC State 98, Georgia Tech 54  
North Carolina 108, Georgia Tech 70

## 1973 OLD DOMINION TOURNAMENT

**Norfolk, Va.**

Baylor 108, Georgia Tech 80  
Yale 101, Georgia Tech 95

## 1973 NORTH-SOUTH DOUBLHEADER

**Charlotte, N.C.**

North Carolina 107, Georgia Tech 72  
NC State 118, Georgia Tech 94

## 1972 MARYLAND INVITATIONAL

**Cole Field House, College Park, Md.**

Maryland 90, Georgia Tech 55  
Bowling Green 102, Georgia Tech 87

## 1972 NORTH-SOUTH DOUBLHEADER

**Charlotte, N.C.**

NC State 87, Georgia Tech 70  
North Carolina 118, Georgia Tech 73

## 1971 CHARLOTTE INVITATIONAL Charlotte, N.C.

Davidson 91, Georgia Tech 66  
Rutgers 91, Georgia Tech 64

## 1971 NORTH-SOUTH DOUBLEHEADER

**Charlotte, N.C.**

North Carolina 87, Georgia Tech 58  
Georgia Tech 73, NC State 66

## 1970 NORTH-SOUTH DOUBLEHEADER

**Charlotte, N.C.**

Georgia Tech 89, NC State 77  
Georgia Tech 104, North Carolina 95

## 1970 GATOR BOWL TOURNAMENT

**Jacksonville, Fla.**

Georgia Tech 69, Florida 58  
St. Bonaventure 70, Georgia Tech 68

## Tournament Tote Board

Event	App.	W-L	Titles	Last
ACC-Big East Challenge	3	2-1	-	1991
ACC-SEC Challenge	1	1-0	-	2023
ACC-Big Ten Challenge	22	9-13	-	2022
All-College Tournament	2	2-4	-	1956
Barclays Center Classic	1	0-2	-	2013
Big Island Classic	1	2-1	-	1998
Bruin Classic	2	1-4	-	1969
Chick-fil-A Peach Bowl Classic for Kids*	15	10-5	7	2004
Cotton States Classic#	4	8-0	4	1989
Diamond Head Classic	2	4-2	-	2023
DirectTV (Anaheim) Classic	1	2-1	-	2012
Fort Myers Invitational	1	0-2	-	2022
Gator Bowl	7	7-8	2	1985
Hall of Fame/Tip-Off Classic	2	0-2	-	1993
Holiday Festival	4	5-3	1	1998
Holiday Hoopsgiving Classic	2	1-1	-	2021
Jerry Colangelo Classic	1	0-1	-	2021
Legends Classic	1	3-1	-	2010
Maryland Invitational	3	2-4	-	1977
Maui Invitational	1	2-1	-	2006
Miami Hoopball Invitational	1	0-1	-	2019
NIT Season Tip-Off (formerly Pre-season NIT)	5	13-5	1	2015
North-South Doubleheader	8	4-12	-	1977
Orlando Classic	1	2-1	-	2014
Paradise Jam	1	2-1	-	2007
Poinsettia Tournament	2	2-2	-	1975
Puerto Rico Tip-Off	2	5-1	1	2010
Queen City Tournament	2	3-3	-	1955
Rainbow Classic	3	6-3	1	1994
Sugar Bowl	2	2-2	1	1990
Sun Bowl	2	0-4	-	1981

\*One day doubleheader was formerly known as the Delta Air Lines Holiday Classic for Kids, Jeep Eagle Classic and Kuppenheimer Classic; #Known as the Kuppenheimer Classic in 1989.

## 1969 BRUIN CLASSIC

**Pauley Pavilion, Los Angeles, Calif.**

UCLA 121, Georgia Tech 90  
Indiana 87, Georgia Tech 65

## 1968 SUN BOWL TOURNAMENT

**El Paso, Texas**

UTEP 75, Georgia Tech 71  
Oklahoma City 59, Georgia Tech 57

## 1967 CHICAGO CLASSIC

**Chicago, Ill.**

Illinois 65, Georgia Tech 54  
Loyola 96, Georgia Tech 71

## 1966 BRUIN CLASSIC

**Pauley Pavilion, Los Angeles, Calif.**

Georgia Tech 101, Michigan 70  
UCLA 91, Georgia Tech 72  
Illinois 83, Georgia Tech 71

## 1965 HURRICANE CLASSIC

**Miami, Fla.**

Louisville 54, Georgia Tech 48  
Georgia Tech 83, Boston College 40

## 1964 SUGAR BOWL TOURNAMENT

**New Orleans, La.**

Louisville 77, Georgia Tech 71  
Texas Tech 95, Georgia Tech 90

## 1963 MILWAUKEE CLASSIC

**Milwaukee, Wis.**

Georgia Tech 84, Marquette 83  
Wisconsin 104, Georgia Tech 84

## 1962 GATOR BOWL TOURNAMENT

**Jacksonville, Fla.**

Georgia Tech 73, Virginia Tech 72 (ot)  
Georgia Tech 73, Florida 61

## 1961 POINSETTIA TOURNAMENT

**Greenville, S.C.**

Georgia Tech 72, Furman 65  
Arkansas 72, Georgia Tech 42

## 1960 GATOR BOWL TOURNAMENT

**Jacksonville, Fla.**

Georgia Tech 54, Georgia 51  
Navy 63, Georgia Tech 60

## 1960 BLUEGRASS TOURNAMENT

**Louisville, Ky.**

Louisville 74, Georgia Tech 65  
Utah State 67, Georgia Tech 62

## 1957 MOTOR CITY CLASSIC

**Detroit, Mich.**

Georgia Tech 67, Marquette 58  
Georgia Tech 70, Detroit 66

## 1956 ALL COLLEGE TOURNAMENT

**Oklahoma City, Okla.**

Marquette 102, Georgia Tech 78  
Georgia Tech 75, Idaho State 72  
Georgia Tech 79, Texas Tech 66

## 1955 QUEEN CITY TOURNAMENT

**Buffalo, N.Y.**

Georgia Tech 65, Westminster 56  
Georgia Tech 86, Canisius 82  
Xavier 92, Georgia Tech 67

## 1954 QUEEN CITY TOURNAMENT

**Buffalo, N.Y.**

Georgia Tech 72, Idaho State 69 (ot)  
Canisius 70, Georgia Tech 56  
Georgetown 68, Georgia Tech 62

## 1953 GATOR BOWL TOURNAMENT

**Jacksonville, Fla.**

Georgia 66, Georgia Tech 64  
Georgia Teachers College 101, Georgia Tech 80  
Florida 63, Georgia Tech 59

## 1952 GATOR BOWL TOURNAMENT

**Jacksonville, Fla.**

Florida 68, Georgia Tech 60  
Georgia Tech 71, Georgia 54

## 1951 CAROLINA INVITATIONAL

**Charlotte, N.C.**

South Carolina 78, Georgia Tech 63  
Georgia Tech 79, Auburn 62  
Georgia Tech 78, Davidson 60

## 1949 DIXIE CLASSIC

**Reynolds Coliseum, Raleigh, N.C.**

Georgia Tech 64, Wake Forest 57  
NC State 57, Georgia Tech 34  
Georgia Tech 63, West Virginia 48

## 1947 ALL-COLLEGE TOURNAMENT

**Oklahoma City, Okla.**

Texas 54, Georgia Tech 45  
Rice 43, Georgia Tech 42  
Hamline 52, Georgia Tech 35

# TECH LETTERWINNERS

**A**

Abel, Nelson	1944
Abram, Amaree	2024
Akers, Lane	1954-56
Akins, Anthony J.	1999-01
Akins, Terry E.	1968-69
Allen, Harry B.	1973-74-75-76
Allgood, William L.	1977-78
Alston, Brandon C.	2018-19
Alvarado, Jose	2018-19-20-21
Aminu, A. Alade	2006-07-08-09
Anderson, Gene	1952-53
Anderson, J.C.	1947-48-49-50
Anderson, Kenneth	1990-91
Anderson, L.F.	1937-38-39
Anderson, Marvin E.	1954-55
Anderson, Tysor D.	2007-08-09
Andrews, Jay (mgr)	1995-96-97
Arnold, John W.	1965
Austin, Michael B.	1951-52-53
Azar, Nicholas	1926-27-28

**B**

Babul, Jonathan R.	1997-99-00-01
Bagatskis, Freds Pauls	2023
Baker, Avril (mgr)	1988-89
Bailey, F.E.	1909
Balanis, Roderick A.	1991-92-93-94
Banks III, James A.	2019-20
Barbic, Yann	1994
Barnes, Darryl	1990, 92-93-94
Barron, Carter	1926
Barry, Drew W.	1993-94-95-96
Barry, Jon A.	1991-92
Beal, D'Andre B.	2006-07-08-10
Bergman, Herb	1947-48
Best, Travis E.	1992-93-94-95
Bliss, Jack	1945
Binns, Karl V.	1972
Binns, William	1948
Blackwell, Hoyte	1940-41-42
Blemker, Bertram B.	1948-49-50-51
Blemker, Ray	1957-58-59
Boisvert, David R.	1988
Bolden, Christopher J.	2013-15
Bolton, Roger P.	1954
Bosh, Christopher W.	2003
Bostick, H.C.	1909
Bottrif, Michael B.	1974-75-76
Boulevard, Burtz	1935-36-37
Bowling, Tom	1967
Boyer, Michael (mgr)	2005-06
Boyd, Coleman	2020-21-22-23
Bradford, Maurice	1928-23
Brennan, Bryan V.	1995-96-97
Brewster, Jimmy	1922
Brittan, Maurice D.	1989
Brizendine, Robert E.	1966-67-68
Broadway, Niko	2020-21
Brooks, Robert A.	2000-04
Brown, Bruce J.	1972
Brown, Karl J.	1989-90
Brown, Mark (mgr)	1984-85-86
Brown, Jonathan W.	2018
Brown, Tico M.	1977-78-79
Broyles, Frank	1943-44-45, 47
Bryan, Morris	1932
Bullard, Ralph	1928
Burdell, George P.	1956-57-58
Burden, Preston (mgr)	2006-07-08
Burton, Richard E. (mgr)	1968
Butzky, Charles B. (mgr)	1964
Byrd, Anthony	1982-83-84
Bynum, William	2004-05

**C**

Cage, Gary B., Jr.	2006-08-09
Caldwell, James W.	1963-64-65
Caldwell, Robert G.	1964-65-66
Campbell, Preston W.	1973-74-75
Cappetta, Steven (mgr)	2009
Carroll, Jess M.	1955-56-57
Carroll, Pat (mgr)	1987
Carter, J., Robert L.	2013-14
Cassidy, Omar A.	1997
Cassuy, Matthew D.	2008
Center, Dave	1933
Cheney, Walter M. (mgr)	1974-75
Clark, David W.	1966-67-68
Claude, Tizhuan	2024
Cinch, E. Lewis	2006-07-08-09
Cline, William S.	1950-51-52
Cohen, Leonard R.	1955-56-57
Cohen, William	1953-54-55-56
Cole, Evan A.	2018-19-20
Cole, Michael D.	1979-81-82
Coleman, Dallen (Deebo)	2022-23-24
Coleman, W.B.	1909
Collier, Dick	1944-45-47
Collier, Jason J.	1999-00
Collier, Jeffrey R.	1973
Connelly, Duffy (mgr)	1988-89
Cooper, Justin (mgr)	2010
Copeland, Arthur	2017
Cox, Demarco A.	1945
Crabb, Michael (mgr)	1957
Craddock, Robert D.	1963-64-65
Craig, Derek D.	2009-11-12
Crake, Eric	1952-53
Crawford, Henry	1934-35-36
Cray, Andy (mgr)	2009-10
Crittendon, Javaris C.	2007
Crosby, David	1941
Culbreth, Albert W.	1998
Cullen, Matt (mgr)	1971-72
Currie, Rigdon (mgr)	1950-51
Cushman, H.	1914

**D**

Daniels, Brayden	2022-23
Dalrymple, Henry V.	1984-85-86-87
Daugherty, Michael R.	1974
Davis, Bob	1944-45-46
Davis, Robert C.	1973-75
Davis, Tyler A.	2005
Dawson, V.S.	1909

DeLong, George, Jr. (mgr)	1963
Derrickie, Skinny	1922
Denton, David R.	1958-59-60
Devoe, Michael J.	2019-20-21-22
Dewes, Robert W.	1959-60
Diaw, Papa S.	2006-07
Dickey, Ra Sean M.	2005-06-07
Didenko, David	2020-21
Ding, Bassirou	2009
Dickster, Jay (mgr)	1987-88
Dold, Melvin J.	1948-49-50-51
Domalik, Brian A.	1989-90-91
Downs, Ebenezer	2024
Doyle, W. Brooks	2013-14-15
Dryde, Johnny	1946
Dumme, Sammy L.	1978-79
Dunn, Mike (mgr)	1999-00
Dyer, Vaughn	1952

**E**

Ebdon, Joe	1938
Echols, Ramon	1946
Eckford, Joe Errol	1922
Eldon, William R.	1962-63-64
Elder, Barry J.	2002-05
Elston, Edwin	1994-95-96-97
Elkins, Andrew (mgr)	2009
Emmerling, Fritz (mgr)	1952
Ewing, David W.T.	2002-03

**F**

Fagg, David (mgr)	1979
Farr, Clay (tr)	1986
Farrall, Terry D.	1972
Favors, Derrick B.	2009-10
Faye, Mouhammad	2007-08
Feyn, Shaun R.	2000-01
Ferral, Duane	1985-86-87-88
Field, Wesley O.	1965-66-67
Floyd, Jason C.	1997-98-99-00
Floyd, Marcus (mgr)	2009-10
Ford, Antonio	1985-87
Fore, Clyde W.	1971-72
Foreman, Nicholas M.	2009-10-11-12
Forrest, James C.	1992-93-94-95
Foster, Randall L.	1974-75-76-77
Franklin, Ja Von	2023
Fraser, Gilbert	1921
French, Zambolist II	2005-06
Fritch, James L.	1948-49-50-51
Funkenstein, Louis (mgr)	1965-66-67

**G**

Gaddy, James W.	1992-93
Gadore, Tafara	2024
Garner, Scott	1982
Gaston, Juan V.	1996
Gaston, Robert W.	1944
Geiger, Matthew A.	1991-92
George, Nathanael	2024
George, Nicholas	1926
Georges-Hunt, Marcus A.	2013-14-15-16
Gher, John K.	1960-61-62
Giaccio, Paul (mgr)	1995-96-97-98
Gigiberia, Saba	2021-22
Gladden, B. (mgr)	1972-73
Glenn, William	1933-34-35
Glover, M. Diondae	1998
Godwin, Paul	1948-49
Golden, Sid	1930
Golden III, Robert W. (Trae)	2014
Golf, Larry	1963
Good, Chris	1990
Goodie, William E. (mgr)	1982
Goodrich, Hugh	1930
Goza, Lee	1981-82
Green, Michael D.	1975-76
Gueye, Abdoulaye	2015-17-18-19
Gurry, Colin A.	2014
Guth, Stanley W.	1966-67-68

**H**

Hagan, Scott (mgr)	1993-94-95-96-97
Harris, Fred	1947
Hall, Frederick	1980-81
Hamilton, Andrew (mgr)	2005-06-07-08
Hamilton, Bradley K. (mgr)	2005-06-07-08-09-10
Hamilton, Hoyt (mgr)	1977-78-79-80
Hammonds, Tom E.	1986-87-88-89
Hansen, Harold J.	1925-26
Harlicka, Tod C.	1982-83-84-85
Harrington, Matthew J.	1995-96-97-98
Harping, Patrick J.	1999-00-02 (mgr), 01 (player)
Harris, Ed	1928
Harris, Norman	1917
Harris, R.M.	1909
Harvey, Tim	1983-84
Harvell, John J.	1952-53-54
Hayms, Walter	1938-39-40
Hays, Lawrence	1935-36
Haywood, Curtis J. II	2018-19
Hazelhurst, J.G. (mgr)	1945
Hearn, Tim	1928
Hearn, Jim	1942
Heath, Josh S.	2015-16-17
Heeke, Frank	1930
Helms, Joe M.	1955-56
Herbert, John L.	1962-64
Hightower, Corey W.	2014-15-16-17
Hicks, Nathaniel R.	2011-12
Hightower, W.H. (mgr)	1909
Hill, Alex	2009
Hill, Brian M.	1991-92-93
Hill, Doug	1952
Hill, James E.	1964, 66
Hill, Jermonae	2023
Hodge, Julian T. (Bucky)	1926-26
Hoffman, John R.	1959-60-61
Hoggie, John M.	1970-71-72
Hogue, Jim	1944-45
Holladay, Durand	1944-45
Holloway, James N.	1965
Holton, Kammeon	2011-12-13-14
Horton, Tyler A.	1977-78-79-80

Howard, Brian	1982
Howard, Clarence	1954
Howard, Rodney	2021-22-23
Hovhaji, Iv (mgr)	2011-12-13-14
Hughes, Mack	1955-56 (mgr)
Hunt, Alexander T.	1974-75-76
Hyder, James T. (mgr)	1960-61
Hyder, John C.	1935-36-37
Hyder, John T.	1971-72-73

**I**

Ingram, Jon E. (mgr)	1968
Inman, Frank, Jr.	1958-59
Inman, George W.	1908
Isehour, Michael	2000-01

**J**

Jack, Jarrett H.	2003-04-05
Jackson, Tadic D.	2015-16-17-18
Jacobs, Nicolas	2016
James, Jehloni	2020-21
Jamison, Cecil	1925-26
Jerks, Emory	1922
Jester, Evan D.	2018-19
Johnson, Billy	1944
Johnson, Harold	1945
Johnson, James W.	1956-57-58
Johnson, William O.	1940-42
Johnston, Bo	1936-37-38
Jones, Alvin, III	1988-99-00-01
Jones, Ben	1936
Jones, B. Keith	2005-06
Jones, Ed	1938
Jordan, Bill	1936-37-38
Jordan, Pierre	2012-13
Jorgensen, Travis K.	2014-15-16
Joseph, Yvon	1984-85
Joseph, Coleman P.	1965-66-67
Judy, Matt (mgr)	1996-97-98-99-00
Jumper, Jimmy	1946

**K**

Kaiser, Roger A.	1959-60-61
Katz, Kitty	1932
Katz, Morris	1934-35
Keener, Manvin J.	1948-49-50-51
Kelly, C. Ashley	1986-88-89
Kelly, John R., II	1983-85-86
Kelly, Lake D.	1954-55-56
Kelly, Miles	2022-23-24
Kenny, Charles H.	1965-66-67
Ketner, Joe (tr)	1998-99-00
Khan, Fred (mgr)	1957
Kidd, Culver	1934-35-36
Kimmel, Robert B.	1954-55-56-57
Kincaid, Jimmy	1989
Kizer, Drew (mgr)	2011-12-13-14
Klosterman, Henry	1946
Kowalski, Dave	1981

**L**

Labarre, Darryl A.	1999-00-01
Lammers, Benjamin W.	2015-16-17-18
Lance, Jake	1944
Landy, Frank E.	1961-62
Lane, N. Halston	2001-02
Lanier, Will (mgr)	2002-04
Largen, Ben	1927
Lawal, Gani O., Jr.	2008-09-10
Lee, Henry	1981
Lenhoff, Richard	1953-54-55-56
Levis, Carlton	1940-42
Levin, Marvin A.	2001-04
Liantonio, Giuseppe (mgr)	1990-91-92
Lionnack, Will	1946
Lupton, Dale	1949-50
Lutz, Samuel A. (mgr)	1970
Lyon, Stuart	1981-82

**M**

MacGregor, Dan	1955
Machado, Pablo E.	1997-98
Mackey, Malcolm M.	1990-91-92-93
Maddox, Michael J.	1995-96-97-98
Mann, John S.	1977-78-79-80
Mansell, Jack	1983-84-85-86
Marbury, Stephen X.	1989
Maree, Vance	1929
Martin, Michael W.	1915
Martynov, Cyril	2023
Martinson, John P.	1985-86-87-88
Matheson, Kenneth	1922
Mathews, George	1946
Mathews, Christian E.	2017
Mathews, Phil (mgr)	2002
Mauch, H.	1914
Maxwell, Tristan	2021-22-23
Mayer, William G.	1969-70
McArthur, Ray	1930-31-32
McBath, H.	1920
McCain, Andrew G.	1973-74
McClure, John M. (mgr)	1966
McClune, Chris (mgr)	2005-06-07-08
McCormick, Kellen T.	2017
McFadden, Bob (tr)	1993
McHenry, Anthony D.	2002-05
McKellar, Roy	1989-90
Means, Toney (mgr)	1981-82
Medlock, Jan P.	1997-98
Medlock, Shaheed M.	2017-19-20-21
Meka, Jordan	2021-22-23
Meyer, Gerald J.	1958
Miller, Daniel C.	2011-12-13-14
Miller, Eddie (mgr)	1946
Miller, Maurice A.	2008-09-10-11
Mills, David	1983
Mitchell, Charles	2015-16
Mitchell, L.C.	1914
Moore, Clarence A.	2000, 02-04
Moore, Fred	1923
Moore, Jalon	2022-23
Moore, Justin A.	2017-18
Moore, Khalid A.	2019-20-21-22
Moore, Marlice D.	1993-94

Moore, Jr., McPherson D.	2011-12
Morland, Bob	1926
Morris, Jason C.	2011-12-13-14
Morris, Jim (mgr)	1996-97-98-99
Morris, Kevin M.	1997
Morrow, Anthony J.	2005-06-07-08
Morrison, Franklin M.	1977-78
Morton, George	1926
Muhammad, Isma'il A.	2002-05
Murford, Dillard	1939
Murlyn, James	1987-88, 90-91
Murphy, Red	1922
Murphy, Billy B. (mgr)	1976-77-78-79
Murphy, Carter	2024
Murphy, Robert D.	1971-72-73
Murphy, Ryan M.	1995-96
Musser, James A. (mgr)	1976-77-78-79
Myers, E.V.	1909

**N**

Nass, Alan W.	1961-62-63
Ndongo, Baye	2024
Neal, Craig D.	1984, 86-87-88
Neal, Steven G.	1979-80-82
Neal, Winston	1998 (mgr), 99-00-01
Neff, Graham (mgr)	2005-06
Nelson, David F.	2002-04
Nelson, Edward R.	2002-03
New, Dave	1981
Newbill, Ivano M.	1991-92-93-94
Nichols, Emmer	2024
Nichols, Jim (mgr)	1996-97-98-99
Nidiffer, Toby F.	1977-78-79-80
Nigg, William R.	1962-63-64
Niemi, Timothy (mgr)	1996-97-98-99
Nolan, Jim	1947-48-49
Noyes, Robert J.	1977-78-79-80
Nystrom, Jim A.	2003-04

**O**

O'Brien, Dan K.	1978-79-80
O'Callahan, Jimmy	1936
Ogbonna, Sylvester C.	2017-18-19
Okiyole, Joshua A.	2017-18
Oliver, Brian Darnell	1987-88-89-90
Oliver, Brian Daniel	2010-11
Oltz, Harold	1928
O'Neal, Taylor (mgr)	2010
Orr, Dick	1933
Owens, Jack	1949
Owens, Jack (mgr)	2005-06-07

**P**

Panders, Peteris (mgr)	1958-59
Parham, Donald "Bubba"	2020-21-22
Parris, Walter	1925
Parlin, John G. (mgr)	1966-67-68
Partridge, Josh (mgr)	2011-12-13-14
Paxson, Wesley	1943-44-47
Peacock, Zachery X, II	2007-08-09-10
Pearson, Danny	1983
Pearson, Tom	1946
Peck, Nathan (mgr)	1995
Peck, Stephen C.	1980
Peak, Aaron	2012-13-14-15
Peffel, George	1938
Perkins, Bill	1930
Parry, B. Kyle	199

# ALL-TIME NUMERICAL ROSTER

## 0

Darryl Barnes.....	1994
Lewis Clinch.....	2007-09
Mfon Udofia.....	2010-11-12-13
Charles Mitchell.....	2015-16
Justin Moore.....	2017-18
Michael Devoe.....	2019-20-21-22
Lance Terry.....	2023

## 1

B.J. Elder.....	2002-05
D'Andre Bell.....	2006
Javaris Crittenton.....	2007
Inan Shumpert.....	2009-10-11
Julian Royal.....	2012
Stacey Poole, Jr.....	2014
Iadic Jackson.....	2015-16-17-18
James Banks III.....	2019-20
Kyle Sturdivant.....	2021-22-23-24

## 2

Darryl Barnes*.....	1993
Darryl LaBarrie.....	2000-01
Ismail Muhammad.....	2002-05
Matt Causey.....	2002
Pierre Jordan.....	2012-13
Solomon Poole.....	2014
Chris Bolden.....	2015
Adam Smith.....	2016
Jordan Price.....	2017
Shembari Phillips.....	2019-20
Saba Gligberia.....	2021-22
Nathan George.....	2024

\*Not a legal number at the time, wore for one game

## 3

Colin Anderson.....	1949
Doug Hill.....	1952
Tommy Taylor.....	1971-72
John Boshart.....	1974
Brian Donalik.....	1990-91
Travis Best.....	1992-95
Stephon Marbury.....	1996
Tony Akins.....	1999-02
Jarrett Jack.....	2003-05
Moe Miller.....	2008-09-10-11
Marcus Georges-Hurt.....	2013-14-15-16
Evan Cole.....	2018-19-20
Bubba Parham.....	2021-22
Dallan "Deebo" Coleman.....	2023-24

## 4 • RETIRED

Dale Lupton.....	1949
Bill Cline.....	1951-52
DENNIS SCOTT.....	1989-90
Pablo Machado.....	1997
Alvin Jones.....	1999-01
Chris Bosh.....	2003
Ra'Sean Dickey.....	2005-07
Nick Foreman.....	2009-10-11-12
Robert Carter, Jr.....	2013-14
Demarco Cox.....	2015
Norman Harris.....	2017
Brandon Aston.....	2018-19
Jordan Usher.....	2020-21-22
Ja'von Franklin.....	2023
Carter Murphy.....	2024

## 5

Jim Nolan.....	1948-49
Melvin Dold.....	1951
Gene Anderson.....	1952
Bob Murphy.....	1971-73
Karl Brown.....	1989-90
James Gaddy.....	1992-93
Eddie Elisma.....	1994-97
Dion Glover.....	1998-99
Clarence Moore.....	2001-02
Mario West.....	2004-07
Daniel Miller.....	2011-12-13-14
Corey Hayward.....	2015-16
Josh Okogie.....	2017-18
Moses Wright.....	2019-20-21
Devon Smith.....	2022-23
Tafara Gapare.....	2024

## 6

Henry Schoening.....	1949
Mike Austin.....	1951-52

## 7

Jack Owens.....	1949
Joe Keener.....	1951
John Mansfield.....	1957

## 8

Joe Keener.....	1949
Pete Silas.....	1951-52

## 10

James Fritch.....	1949
Iester Umstead.....	1951-52
Terry Randall.....	1957
Tony Arford.....	1969
Tommy Taylor.....	1970
Terry Farrell.....	1971-72
Mike Bottriff.....	1973-76
Craig Neal.....	1984-88
James Gaddy.....	1991
Drew Barry.....	1992-96
T.J. Vines.....	1998-01
Jim Nyström.....	2003-04
Tyler Davis.....	2005
Gary Cage.....	2006
Lance Storts.....	2008-09-10-11
Travis Jorgenson.....	2014-15-16
Jose Alvarado.....	2018-19-20-21
Dallan "Deebo" Coleman.....	2022

## 11

Cyril Martynov.....	2023
Ebenezer Dowuona.....	2024

Mickey Semersheim.....	1949-51
John Harwell.....	1952
Larry Good.....	1967
Ricky Davis.....	1974-75
Ronnie Keener.....	1976
Toby Nidiffer.....	1977-80
Bill Patterson.....	1981
Bryan Hill.....	1991-93
Yann Barbic.....	1994
Gary Saunders.....	1996-97
Travis Spivey.....	1998
Shaun Fein.....	2000-01
David Ewing.....	2002-03
Will Bynum.....	2004-05
Steven Wolcott.....	2006
Muhammad Faye.....	2007-08
Sam Shew.....	2009
Brian Oliver.....	2010-11
Aaron Peek.....	2012
Chris Bolden.....	2013-14
Josh Heath.....	2015-16-17
Evan Jester.....	2018-19
Bubba Parham.....	2020
Tristan Maxwell.....	2021-22-23
Baye Ndongo.....	2024

## 12

Barry Blomker.....	1949
Bud Witt.....	1951
Eric Crake.....	1952
Ken Peters (#5 on road in 1975).....	1974-75
David Mills.....	1983
Michael Carr.....	1986
Brian Donalik.....	1989
Kerry Anderson.....	1990-91
Ashley Kelly.....	1999
Luke Schenscher.....	2002-05
Paco Diaw.....	2006-07
Bassrou Dieng.....	2009
Kyle Speller.....	2011
D.J. Spain.....	2012
Quinton Stephens.....	2014-15-16-17
Miles Wright.....	2018
Khai Moore.....	2019-20-21-22
Freds Pauls Bagatskis.....	2023
Tyzaun Claude.....	2024

## 13

Lum Snyder.....	1952
John Verzyer.....	1968-70
Brian Oliver.....	1987-90
Kevin Morris.....	1997
Darryl LaBarrie.....	1999-00
D'Andre Bell.....	2007-08-10
McPherson Moore.....	2011-12
Robert Sampson.....	2015-16
Shaheed Medlock.....	2017
Curtis Hayward II.....	2018-19
Coleman Boyd.....	2020-21
Miles Kelly.....	2022-23-24

## 14

Tom Pearson.....	1949
James Fritch.....	1951
Vaughan Dyer.....	1952
Russ Jessee.....	1954
Ray Schiltz (#35 on road in 1975).....	1975-77
Brook Steppe.....	1980-82
David Boisvert.....	1988
Greg White.....	1990
Jon Barry.....	1991-92
Winston Neal.....	1993-02
Keith Jones.....	2005-06
Ty Anderson.....	2007-09
Derrick Favors.....	2010
Jason Morris.....	2011-12-13-14
David Didenko.....	2020-21
Jalon Moore.....	2022-23
Kowacia Reeves, Jr.....	2024

## 15 • Retired

Barry Blomker.....	1951
Bill Sennett.....	1952
Jess Carroll.....	1954
John Boshart.....	1972
Donnie Keener.....	1976
Tico Brown.....	1977-79
Steve Peak.....	1980
George Thomas.....	1981-83
Darryl Barnes.....	1990-92
Rod Balanis.....	1993-94
MATT HARPRING.....	1995-98

## 16

Paul Godwin.....	1949
Eric Crake.....	1951
Bud Witt.....	1952

## 17

Robert Riedel.....	1949
George Morris.....	1952

## 18

Jimmy Stewart.....	1949
Peden Templeton.....	1952

## 19

Benny Register.....	1949
---------------------	------

## 20 • Retired

Lenny Cohen.....	1957
Bobby Davis.....	1959-60
John Herbert.....	1962-64
Jim Field.....	1965
Bob Brizendine.....	1966-68
Brian Howard.....	1982
Scott Gardner.....	1983
TOM HAMMONDS.....	1986-89

## 21 • Retired

ROGER KAUSER.....	1959-61
-------------------	---------

## 22 • Retired

Jess Carroll.....	1957
Terry Randall.....	1958
Pete Rogers.....	1961
Bill Niag.....	1962-64
Terry Askins.....	1967-69
Frank Samoylo.....	1970-72
Steve Sonnenberg.....	1973-75
Kerry O'Brien.....	1977-80
Scott Gardner.....	1982
JOHN SALLEY.....	1983-86

## 23

Ray Blomker.....	1958-59
Bill Edson.....	1962-64
Stan Guth.....	1966-68
Phil Boshart.....	1973-75
George Thomas.....	1980
Bud Adams.....	1985
Michael Christian.....	1987-88
David Whitmore.....	1989
Brian Carr.....	1990-91
Marice Moore.....	1993-94
C.J. Williams.....	1995
Jon Babul.....	1997-01
Anthony Morrow.....	2005-08
Brandon Reed.....	2012-13
Trae Goff.....	2014
Christian Matthews.....	2017
Jon Brown.....	2018
Assanti Price.....	2020
John Meka.....	2021-22-23
Ibrahim Sacko.....	2024

## 24

Bill Cohen.....	1954
Frank Inman.....	1957
Halston Lane.....	1960-62
R.D. Craddock.....	1963-65
Bill Meyer.....	1966-68
Tom Hyder.....	1969-70
Jim Wood (#41 on road in 1975).....	1971-73
John Williams.....	1980
Scott Petway.....	1984
James Munlyn.....	1987-91
Fred Vinson.....	1992-94
Michael Maddox.....	1995-98
Marvin Lewis.....	2001-04
Gary Cage.....	2006, 08-09
Karimem Halsey.....	2011-12-13-14
Sylvester Oghonda.....	2017-18-19
Jehloni James.....	2020
Rodney Howard.....	2021-22-23
Amaree Abram.....	2024

## 25 • Retired

Ham Smith.....	1957-58
Pat Drennon.....	1960
Phil Randall.....	1962-63
Mick Stentefenagel.....	1964-66
John Partin.....	1967
Jim Thorne.....	1970-71
Mickey Morrison.....	1976
MARK PRICE.....	1983-86

## 26

Jim Johnson.....	1957
------------------	------

## 27

Danny MacGregor.....	1957
----------------------	------

## 28

Bobby Kimmel.....	1954-57
-------------------	---------

## 29

Gary Phillips.....	1957
--------------------	------

## 30

Dick Lenhall.....	1954
Buddy Davidson.....	1957
Bill Potest.....	1959-61
Charlie Kennedy.....	1965-67
Howard Thompson.....	1969-71
Jim Gallman.....	1972
Anthony Byrd.....	1982-84
Todd Hatlicka.....	1992-95
Kevin Kincaid.....	1997-99
Corey Hayward.....	2014-17
Coleman Boyd.....	2022-23

## 31

Sam Nunn.....	1958
Al Mason.....	1959
Harold Query.....	1960
Frank Landrey.....	1961-62
Dan Russell.....	1965
Rick Tyler.....	1966-68
Bill Vinton.....	1971-72
Willie Reesa.....	1985-89
Greg White.....	1991-92
Shawn Jones.....	1993
C.J. Williams.....	1994
Ryan Murphy.....	1996-97
Pablo Machado.....	1998
Alex Lusk.....	2000
Gani Lawal.....	2008-09-10
Aaron Peek.....	2013-14-15

## 32

George Inman.....	1958
Keith Weekey.....	1961-63
Pete Caldwell.....	1965
Fred Hall.....	1980
Tommy Lee.....	1968
John Hoggie.....	1970-72
Steve Sherbak.....	1973-75
Bill Allgood.....	1977
Dave Kowalski.....	1981
John Martinson.....	1985-88
Malcolm Mackey.....	1990-93
Kyle Gaston.....	1996
Kyle Perry.....	1998-00
Ed Nelson.....	2002-03
Jeremis Smith.....	2005-08
Brooks Doyle.....	2013-14-15
Nick Jacobs.....	2016
Kellen McCormick.....	2017
Avi Schaller.....	2018-19

## 33

Larry Goff.....	1966-69
Clyde Fore.....	1970
Bob Schmidt.....	1972
Harry Allen.....	1973-76
Sammy Drummer.....	1979
Steve Shaw.....	1980-82
Danny Pearson.....	1983
Duane Ferrell.....	1985-88
Ivano Novelli.....	1990-94
Bryan Brennan.....	1996-97
Steve Economos.....	1998
Jason Prentice.....	1999
Halston Lane.....	2001-02
Thaddeus Young.....	2007
Derek Craig.....	2011-12
James White.....	2016
Bryaden Daniels.....	2022-23
Marcos San Miguel.....	2024

## 34

Dave Clark.....	1966
Bob Seemer.....	1968-70
George Small.....	1971-72
Randy Foster.....	1975-77
Lenny Horton.....	1979-80
Fred Hall.....	1981
Jack Marsall.....	1983-86
Dave Whitmore.....	1989
Rod Balanis.....	1990-91
James Forrest.....	1992-95
Jason Floyd.....	1997-00
Robert Brooks.....	2001-04
Brad Sheehan.....	2008-09-10
Abdoulaye Gueye.....	2015-17-18-19
Niko Broadway.....	2020-21

## 35

John Partin.....	1966
Jack Washington.....	1976
Maurice Bradford.....	1982-83
Yann Barbic.....	1995
Sam Fredrick.....	2005-06
Zachary Peacock.....	2007-08-09-10
Kristian Sjolund.....	2019
Jehloni James.....	2021
Emmer Nichols.....	2024

## 40 • Retired

Gary Phillips.....	1958
Charlie Spooner.....	1961-64
John Arnold.....	1965
John White.....	1966
Dave Clark.....	1967-68
RICH YUNKUS.....	1969-71

## 41

Dave Denton.....	1958-60
Tom Bowling.....	1966-67
Ken Davis.....	1969-71
Dean Reeves.....	1972



# STARTING LINEUPS SINCE 1943-44

## 1943-44 (14-4)

F	Bill Johnson	6-1	So.
F	Dick Collier	6-1	Fr.
C	Wes Paxson	6-4	Fr.
G	Frank Broyles	6-2	Fr.
G	Durand Holladay	6-1	Jr.

## 1944-45 (11-6)

F	Billy Williams	6-2	Sr.	9.6
F	Dick Collier	6-1	So.	10.0
C	Bobby Davis	6-6	Jr.	6.4
G	Frank Broyles	6-2	So.	8.8
G	Durand Holladay	6-1	Sr.	10.0

## 1945-46 (10-11)

F	Johnny Doyle	6-5	So.
F	Bobby Davis	6-6	Fr.
C	Jim Nolan	6-8	Fr.
G	Frank Broyles	6-2	Jr.
G	Ramon Echols	5-9	So.

## 1946-47 (12-11)

F	Wes Paxson	6-4	Sr.	13.3
F	Dick Collier	6-1	Sr.	6.7
C	Jim Nolan	6-8	So.	7.6
G	Frank Broyles	6-2	Sr.	10.4
G	Colin Anderson	6-3	Fr.	7.4

## 1947-48 (12-16)

F	Joe Keener	6-3	Fr.	7.8
F	Melvin Dold	6-2	Fr.	10.4
C	Jim Nolan	6-8	Jr.	13.9
G	Mickey Sermersheim	5-10	Fr.	6.8
G	Colin Anderson	6-3	So.	10.7

## 1948-49 (11-13)

F	Joe Keener	6-3	So.
F	Melvin Dold	6-2	So.
C	Jim Nolan	6-8	Sr.
G	Mickey Sermersheim	5-10	So.
G	Colin Anderson	6-3	Jr.

## 1949-50 (14-13)

F	Joe Keener	6-3	Jr.	9.0
F	Melvin Dold	6-2	Jr.	11.1
C	Bill Cline	6-6	So.	9.0
G	Mickey Sermersheim	5-10	Jr.	9.6
G	Colin Anderson	6-3	Sr.	10.8

## 1950-51 (8-19)

F	Joe Keener	6-3	Sr.	9.9
F	Pete Silas	6-6	So.	11.7
C	Bill Cline	6-6	Jr.	9.3
G	Mickey Sermersheim	5-10	Sr.	5.8
G	Teeter Umstead	6-0	Jr.	8.9

**Top Sub**

G	Melvin Dold	6-2	Sr.	8.4
---	-------------	-----	-----	-----

## 1951-52 (7-16)

F	Bill Sennett	6-2	So.	2.7
F	Pete Silas	6-6	Jr.	17.1
C	Bill Cline	6-6	Sr.	10.7
G	Eric Crake	5-10	Jr.	7.2
G	Teeter Umstead	6-0	Sr.	14.2

## 1952-53 (5-17)

F	Gene Anderson	6-2	Sr.	4.1
F	Pete Silas	6-6	Sr.	17.0
C	Bill Cohen	6-6	Fr.	7.3
G	Eric Crake	5-10	Sr.	10.1
G	Johnny Harwell	6-1	Sr.	6.4

## 1953-54 (2-22)

F	Gene Anderson	6-2	Sr.	2.4
F	Pete Silas	6-6	Sr.	17.0
C	Bill Cohen	6-6	So.	10.2
G	Eric Crake	5-10	Sr.	10.1
G	Johnny Harwell	6-1	Sr.	7.6

**Top Sub**

G	Howard Snead	6-0	Jr.	8.9
---	--------------	-----	-----	-----

## 1954-55 (12-13)

F	Lenny Cohen	6-6	So.	12.7
F	Bill Cohen	6-6	Jr.	9.6
C	Dick Lenholt	6-6	Jr.	10.0
G	Bobby Kimmel	6-3	So.	14.4
G	Joe Helms	5-10	Jr.	14.5

## 1955-56 (12-11)

F	Lenny Cohen	6-6	Jr.	12.4
F	Bill Cohen	6-6	Sr.	8.6
C	Dick Lenholt	6-6	Sr.	7.7
G	Bobby Kimmel	6-3	Jr.	19.8
G	Joe Helms	5-10	Sr.	17.1

## 1956-57 (18-8)

F	Gary Phillips	6-1	Jr.	7.5
F	Bobby Kimmel	6-3	Sr.	15.1
C	Lenny Cohen	6-6	Sr.	13.4
G	Bud Blenker	5-10	So.	16.4
G	Terry Randall	5-10	So.	16.1

## 1957-58 (15-11)

F	Gary Phillips	6-1	Sr.	7.3
F	Dave Denton	6-3	So.	12.0
C	Frank Inman	6-6	So.	8.4
G	Bud Blenker	5-10	Jr.	17.4
G	Terry Randall	5-10	Jr.	16.3

**Top Sub**

C-F	Jim Johnson	6-6	Sr.	8.0
-----	-------------	-----	-----	-----

## 1958-59 (17-9)

F	Roger Kaiser	6-1	So.	14.7
F	Dave Denton	6-3	Jr.	9.4
C	Frank Inman	6-7	Jr.	6.1
G	Bud Blenker	5-10	Sr.	14.9
G	Terry Randall	5-10	Sr.	14.0

**Top Sub**

C-F	Wayne Richards	6-7	So.	7.5
-----	----------------	-----	-----	-----

## 1959-60 (22-6)

F	Wayne Richards	6-7	Jr.	8.9
F	Dave Denton	6-3	Sr.	15.0
C	Jim Riley	6-8	Sr.	3.9
G	Bobby Dewis	5-11	Jr.	8.8
G	Roger Kaiser	6-1	Jr.	22.8

**Top Sub**

C-F	Wayne Richards	6-7	So.	7.5
-----	----------------	-----	-----	-----

## 1960-61 (13-13)

F	Wayne Richards	6-7	Sr.	5.5
F	Mike Tomasovich	6-4	So.	3.7
C	Alan Nass	6-6	So.	6.7
G	Frank Landrey	5-8	So.	4.8
G	Roger Kaiser	6-1	Sr.	23.4

**Top Subs**

F	Keith Weekly	6-3	So.	8.7
G	John Hoffman	6-0	Sr.	3.9

## 1961-62 (10-16)

F	Josh Powell	6-6	Sr.	10.2
F	Mike Tomasovich	6-4	Jr.	13.2
C	Alan Nass	6-6	Jr.	9.7
G	Frank Landrey	5-8	Jr.	8.3
G	John Herbert	5-9	So.	7.8

**Top Sub**

G	Bill Edson	6-1	So.	8.4
---	------------	-----	-----	-----

## 1962-63 (21-5)

F	Alan Nass	6-6	Sr.	6.9
F	Mike Tomasovich	6-4	Sr.	10.2
C	Jim Caldwell	6-9	So.	13.7
G	R.D. Craddock	5-11	So.	8.2
G	Keith Weekly	6-3	Jr.	8.3

**Top Sub**

G	Ron Scharf	6-3	So.	8.3
---	------------	-----	-----	-----

## 1963-64 (17-9)

F	Charlie Spooner	6-2	Sr.	8.0
F	Ron Scharf	6-3	Jr.	12.6
C	Jim Caldwell	6-10	Jr.	14.0
G	R.D. Craddock	5-11	Jr.	13.6
G	Bill Edson	6-1	Sr.	9.5

## 1964-65 (14-11)

F	Pres Judy	6-3	So.	10.7
F	Ron Scharf	6-3	Sr.	10.5
C	Jim Caldwell	6-10	Sr.	17.4
G	R.D. Craddock	5-11	Sr.	15.2
G	Charles Kenney	6-1	So.	10.5

## 1965-66 (13-13)

F	Pres Judy	6-3	Jr.	12.3
F	Dave Clark	6-4	So.	8.8
C	Pete Thome	6-4	So.	12.4
G	Phil Wagner	6-2	So.	14.9
G	Peter Caldwell	6-1	Sr.	5.3

**Top Sub**

G	Charles Kenney	6-1	Jr.	7.9
---	----------------	-----	-----	-----

## 1966-67 (17-9)

F	Pres Judy	6-3	Sr.	16.5
F	Dave Clark	6-4	Jr.	8.9
C	Pete Thome	6-4	Jr.	9.8
G	Phil Wagner	6-2	Jr.	19.5
G	Ted Tomasovich	6-3	So.	12.5

**Top Sub**

G	Stan Guth	5-11	Jr.	8.8
---	-----------	------	-----	-----

## 1967-68 (12-13)

F	Ted Tomasovich	6-3	Jr.	10.6
F	Dave Clark	6-4	Sr.	12.9
C	Bob Seemer	6-7	So.	9.3
G	Phil Wagner	6-2	Sr.	19.6
G	Stan Guth	5-11	Sr.	7.7

**Top Sub**

C-F	Pete Thorne	6-4	Sr.	10.9
-----	-------------	-----	-----	------

## 1968-69 (12-13)

F	Ted Tomasovich	6-3	Sr.	15.0
F	Bob Seemer	6-7	Jr.	13.2
C	Rich Yunkus	6-10	So.	24.1
G	Jim Thorne	6-3	So.	6.4
G	John Verzyer	6-2	Jr.	5.1

## 1969-70 (17-10)

F	Bill Mayer	6-4	Sr.	12.2
F	Bob Seemer	6-7	Sr.	12.6
C	Rich Yunkus	6-10	Jr.	30.1
G	Jim Thorne	6-2	Jr.	10.3
G	John Hoggie	6-0	So.	4.4

## 1970-71 (23-9)

F	Bob Murphy	6-2	So.	10.8
F	Howard Thompson	6-4	Sr.	3.8
C	Rich Yunkus	6-10	Sr.	25.5
G	Jim Thorne	6-3	Sr.	13.2
G	Frank Samoylo	6-1	Jr.	7.5

**Top Sub**

F	Tommy Wilson	6-7	Sr.	8.5
---	--------------	-----	-----	-----

## 1971-72 (6-20)

F	Bob Murphy	6-2	Jr.	10.3
F	Steve Post	6-6	So.	15.2
C	Karl Binns	6-7	Sr.	8.8
G	John Hoggie	6-1	Sr.	6.8
G	Frank Samoylo	6-1	Sr.	15.4

**Top Sub**

F	Tom Hyder	6-5	Jr.	5.0
---	-----------	-----	-----	-----

## 1972-73 (7-18)

F	Andy McCain	6-8	Jr.	14.9
F	Bob Davis	6-6	Fr.	9.2
C	Steve Post	6-6	Jr.	8.6
G	Bob Murphy	6-2	Sr.	9.6
G	Steve Sherbak	6-2	Jr.	9.6

**Top Sub**

F	Steve Sonnenberg	6-5	So.	7.3
---	------------------	-----	-----	-----

## 1973-74 (5-21)

F	Harry Allen	6-4	So.	9.7
F	Trot Hunt	6-4	Jr.	8.3
C	Jim Wood	6-8	Jr.	11.1
G	Ray Schnitzer	5-11	Fr.	7.2
G	Steve Sherbak	6-2	Sr.	9.5

## 1974-75 (11-15)

F	Bob Davis	6-6	Jr.	9.3
F	Mike Green	6-5	Jr.	9.8
C	Jim Wood	6-8	So.	15.0
G	Ray Schnitzer	5-11	So.	11.8
G	Mike Bottorff	5-11	Jr.	13.9

## 1975-76 (13-14)

F	Harry Allen	6-4	Sr.	9.9
F	Mike Green	6-5	Sr.	9.2
C	Jim Wood	6-8	Jr.	14.7
G	Ray Schnitzer	5-11	Jr.	6.1
G	Mike Bottorff	5-11	Sr.	14.3

## 1976-77 (18-10)

F	Tico Brown	6-5	So.	16.4
F	Randy Foster	6-7	Sr.	7.7
C	Jim Wood	6-8	Sr.	14.1
G	Ray Schnitzer	5-11	Sr.	5.8
G	Billy Smith	6-0	So.	8.0

## 1977-78 (15-12)

F	Lenny Horton	6-7	So.	10.9
F	Sammy Drummer	6-5	Jr.	21.0
C	Bill Allgood	6-7	Sr.	8.6
G	Tico Brown	6-5	Jr.	16.1
G	Billy Smith	6-1	Jr.	7.4

## 1978-79 (17-9)

F	Lenny Horton	6-7	Jr.	13.0
F	Sammy Drummer	6-5	Sr.	23.7
C	Rob Noyes	6-8	Jr.	5.2
G	Tico Brown	6-5	Sr.	15.9
G	Billy Smith	6-1	Sr.	6.1

**Top Sub**

G	John Mann	6-5	Jr.	2.5
---	-----------	-----	-----	-----

## 1979-80 (8-18)

F	Lenny Horton	6-7	Sr.	17.2
F	Brook Steppe	6-5	So.	18.9
C	Rob Noyes	6-8	Sr.	3.4
G	John Mann	6-5	Sr.	4.2
G	Kerry O'Brien			

# STARTING LINEUPS SINCE 1943-44

## 2000-01 (17-13)

F	Jon Babul	6-7	Sr.	5.6
F	Marvin Lewis	6-3	Fr.	8.7
C	Alvin Jones	6-11	Sr.	13.4
G	Tony Akins	5-11	Jr.	14.5
G	Shaun Fein	6-3	Sr.	13.3

**Top Subs**

G	Darryl LaBarrie	6-3	Sr.	5.6
G	T.J. Vines	5-10	Sr.	3.9
F	Halston Lane	6-4	Fr.	6.8

## 2001-02 (15-16)

F	Clarence Moore	6-5	So.	9.4
C	Ed Nelson	6-7	Fr.	8.5
G	Tony Akins	5-11	Sr.	17.0
G	Marvin Lewis	6-4	So.	10.9
G	B.J. Elder	6-3	Fr.	9.9

**Top Subs**

F	Isma'il Muhammad	6-5	Fr.	7.1
F	Halston Lane	6-5	So.	6.1
C	Luke Schenschler	7-0	Fr.	4.8

## 2002-03 (16-15)

F	Chris Bosh	6-10	Fr.	15.6
C	Luke Schenschler	7-1	So.	3.7
G	Ed Nelson	6-8	So.	8.1
G	B.J. Elder	6-4	So.	15.0
G	Jarrett Jack	6-3	Fr.	9.5
G	Marvin Lewis	6-4	Jr.	12.2

**Top Subs**

F	Isma'il Muhammad	6-6	So.	5.9
F	Theodis Tarver	6-9	Fr.	2.8

## 2003-04 (28-10)

F	Anthony McHenry	6-7	Jr.	3.4
C	Luke Schenschler	7-1	Jr.	9.2
G	Jarrett Jack	6-3	So.	12.5
G	Marvin Lewis	6-4	Sr.	11.0
G	B.J. Elder	6-4	Jr.	14.9

**Top Subs**

G	Will Bynum	6-0	Jr.	9.6
F	Clarence Moore	6-5	Sr.	5.9
F	Isma'il Muhammad	6-6	Jr.	9.3

## 2004-05 (20-12)

F	Anthony McHenry	6-7	Sr.	3.8
C	Luke Schenschler	7-1	Sr.	10.1
G	B.J. Elder	6-4	Sr.	12.6
G	Jarrett Jack	6-3	Jr.	15.5
G	Will Bynum	6-0	Sr.	12.5
F	Isma'il Muhammad	6-6	Jr.	8.4

**Top Subs**

G	Anthony Morrow	6-5	Fr.	5.7
C	Ra'Sean Dickey	6-9	Fr.	5.1

## 2005-06 (11-17)

F	Jeremis Smith	6-6	So.	11.0
C	Ra'Sean Dickey	6-9	So.	10.1
G	Anthony Morrow	6-5	So.	16.0
G	Mario West	6-4	Jr.	5.2
G	Zam Fredrick	6-0	So.	10.6

**Top Subs**

C	Theodis Tarver	6-9	Sr.	3.1
G	Lewis Clinch	6-3	Fr.	8.9
G	D'Andre Bell	6-5	Fr.	3.9

## 2006-07 (20-12)

F	Jeremis Smith	6-8	Jr.	8.3
F	Thaddeus Young	6-8	Fr.	14.4
C	Ra'Sean Dickey	6-10	Jr.	8.1
G	Anthony Morrow	6-5	Jr.	9.9
G	Javaris Crittenton	6-5	Fr.	14.4

**Top Subs**

G	Mario West	6-5	Sr.	4.7
F/C	Zachery Peacock	6-8	Fr.	5.5
F/C	Alade Aminu	6-10	So.	5.4

## 2007-08 (15-17)

F	Jeremis Smith	6-8	Sr.	10.5
F	Gani Lawal	6-9	Fr.	7.2
G	D'Andre Bell	6-5	Jr.	6.6
G	Anthony Morrow	6-5	Sr.	14.3
G	Maurice Miller	6-1	Fr.	8.1

**Top Subs**

G	Lewis Clinch	6-3	Jr.	9.0
G	Matt Causey	6-0	Sr.	7.2
F	Alade Aminu	6-10	Jr.	6.0

## 2008-09 (12-19)

F	Zachery Peacock	6-8	Jr.	9.2
F	Gani Lawal	6-9	So.	15.1
G	Lewis Clinch	6-3	Sr.	15.5
G	Iman Shumpert	6-5	Fr.	10.6
G	Maurice Miller	6-1	So.	8.1

**Top Subs**

F	Alade Aminu	6-10	Sr.	11.8
G	Lance Storks	6-5	So.	4.1

## 2009-10 (23-13)

F	Derrick Favors	6-10	Fr.	12.4
F	Gani Lawal	6-9	Jr.	13.1
G	D'Andre Bell	6-6	Sr.	6.1
G	Iman Shumpert	6-5	So.	10.0
G	Glen Rice, Jr.	6-5	Fr.	5.4

**Top Subs**

F	Zachery Peacock	6-8	Jr.	9.2
G	Maurice Miller	6-1	Jr.	3.9
G	Brian Oliver	6-6	Fr.	7.1

## 2010-11 (13-18)

F/G	Brian Oliver	6-6	So.	10.5
F/G	Glen Rice, Jr.	6-5	So.	12.8
C	Daniel Miller	6-11	Fr.	4.4
G	Iman Shumpert	6-5	Jr.	17.3
G	Maurice Miller	6-2	Sr.	6.0

**Top Subs**

F	Kammee Holsey	6-8	Fr.	3.4
F	Jason Morris	6-5	Fr.	6.0
F	Lance Storks	6-5	Sr.	2.6
G	Mfon Udofia	6-2	So.	6.7

## 2011-12 (11-20)

F/G	Jason Morris	6-5	So.	7.8
F	Kammee Holsey	6-8	So.	9.4
C	Daniel Miller	6-11	So.	8.1
G	Mfon Udofia	6-2	Jr.	9.9
G	Brandon Reed	6-3	So.	7.5

**Top Subs**

F	Julian Royal	6-7	Fr.	4.4
G	Pierre Jordan	6-0	Gr.	1.5
G/V	Nick Foreman	6-4	Sr.	1.5
G/V	Glen Rice, Jr.	6-5	Jr.	13.0

## 2012-13 (16-15)

F/G	Marcus Georges-Hunt	6-5	Fr.	10.8
F	Robert Carter, Jr.	6-8	Fr.	9.9
C	Daniel Miller	6-11	Jr.	8.4
G	Mfon Udofia	6-2	Sr.	8.3
G	Chris Bolden	6-3	Fr.	7.3

**Top Subs**

F	Kammee Holsey	6-8	Jr.	8.8
G	Brandon Reed	6-3	Jr.	5.2
F	Jason Morris	6-5	Jr.	3.7

## 2013-14 (16-17)

F/G	Marcus Georges-Hunt	6-5	So.	10.8
F	Robert Carter, Jr.	6-8	So.	9.9
C	Daniel Miller	6-11	Sr.	8.4
G	Trae Golden	6-2	Sr.	13.3
G	Corey Heyward	6-1	Fr.	1.0

**Top Subs**

F	Kammee Holsey	6-8	Sr.	7.5
G	Chris Bolden	6-3	So.	5.4
F	Quinton Stephens	6-8	Fr.	3.6

## 2014-15 (12-19)

F/G	Marcus Georges-Hunt	6-5	Jr.	13.6
F	Robert Sampson	6-8	Sr.	5.5
C	Demarco Cox	6-8	Sr.	8.8
G	Tadic Jackson	6-2	Fr.	5.4
G	Travis Jorgenson	6-0	r-Fr.	3.7

**Top Subs**

F	Charles Mitchell	6-8	Jr.	9.8
G	Quinton Stephens	6-9	So.	6.0
G	Chris Bolden	6-3	Jr.	6.9
G	Josh Heath	6-2	So.	4.3

## 2015-16 (21-15)

F	Charles Mitchell	6-8	Sr.	10.1
F	Nick Jacobs	6-8	Sr.	10.5
F	Quinton Stephens	6-9	Jr.	5.0
G	Marcus Georges-Hunt	6-5	Sr.	16.7
G	Adam Smith	6-2	Sr.	15.0

**Top Subs**

G	Josh Heath	6-2	Jr.	2.7
G	Tadic Jackson	6-2	So.	4.7
F	James White	6-8	Sr.	3.5
G	Travis Jorgenson	6-0	r-Fr.	3.7

## 2016-17 (10-15)

F	Quinton Stephens	6-9	Sr.	10.4
C	Ben Lammers	6-10	Jr.	14.2
G	Josh Okogie	6-4	Fr.	16.1
G	Corey Heyward	6-1	Sr.	1.0
G	Josh Heath	6-2	Sr.	5.3

**Top Subs**

G	Tadic Jackson	6-2	Jr.	12.1
G	Justin Moore	6-4	Fr.	4.4

*\*21 wins vacated by the NCAA Committee on Infractions*

## 2017-18 (12-19)

F	Evan Cole	6-9	Fr.	3.2
F	Moses Wright	6-9	Fr.	3.6
C	Ben Lammers	6-10	Sr.	11.7
G	Josh Okogie	6-4	So.	18.2
G	Jose Alvarado	6-0	Fr.	12.1

**Top Subs**

G	Brandon Alston	6-4	Jr.	5.4
F	Abdoulaye Gueye	6-9	Jr.	5.9
G	Curtis Haywood II	6-5	Fr.	5.3
G	Tadic Jackson	6-2	Sr.	12.7

*\*17 wins vacated by the NCAA Committee on Infractions*

## 2018-19 (14-18)

F	Khalid Moore	6-6	Fr.	4.2
F	Moses Wright	6-9	So.	6.7
C	James Banks III	6-9	Jr.	10.5
G	Michael Devoe	6-4	Fr.	9.7
G	Jose Alvarado	6-0	So.	12.5

**Top Subs**

F	Abdoulaye Gueye	6-9	Sr.	6.6
G	Curtis Haywood II	6-5	So.	5.6
G	Brandon Alston	6-4	Sr.	7.0

## 2019-20 (17-14)

F	Jordan Usher	6-7	Jr.	8.2
F	Moses Wright	6-9	Jr.	13.0
C	James Banks III	6-10	Sr.	9.5
G	Michael Devoe	6-5	So.	16.0
G	Jose Alvarado	6-0	Jr.	14.4

**Top Subs**

G	Bubba Parham	5-10	Jr.	5.2
F	Evan Cole	6-10	Jr.	4.4
F	Khalid Moore	6-7	So.	3.3

## 2020-21 (17-9)

F	Jordan Usher	6-7	Sr.	11.6
F	Khalid Moore	6-7	Jr.	4.8
C	Moses Wright	6-9	Sr.	17.4
G	Michael Devoe	6-5	Jr.	15.0
G	Jose Alvarado	6-0	Sr.	15.2

**Top Subs**

G	Bubba Parham	5-10	Sr.	6.7
G	Kyle Sturdivant	6-2	So.	3.5
C	Rodney Howard	6-10	So.	1.6

## 2021-22 (12-20)

F	Jordan Usher	6-7	Sr.	14.8
F	Khalid Moore	6-7	Sr.	5.2
C	Rodney Howard	6-10	Jr.	6.5
G	Michael Devoe	6-5	Sr.	17.9
G	Kyle Sturdivant	6-2	Jr.	7.6

**Top Subs**

G	Dallan "Deebo" Coleman	6-6	Fr.	6.2
G	Devon Smith	6-1	So.	5.7
G	Miles Kelly	6-5	Fr.	4.5

## 2022-23 (15-18)

G	Miles Kelly	6-6	So.	14.4
G	Lance Terry	6-2	Sr.	10.1
G	Dallan "Deebo" Coleman	6-6	So.	9.5
G	Kyle Sturdivant	6-3	Sr.	8.6
C	Ja'von Franklin	6-7	Sr.	9.7

**Top Subs**

G	Devon Smith	6-1	Jr.	8.0
F	Jalon Moore	6-7	So.	7.6
C	Rodney Howard	6-11	Sr.	4.5

## 2023-24 (14-18)

G	Miles Kelly	6-6	Jr.	13.9
G	Nathan George	6-3	Sr.	9.8
G	Kowalcie Reeves Jr.	6-7	Jr.	9.8
F	Tafara Gapare	6-9	So.	5.1
F	Baye Ndongo	6-9	Fr.	12.4

**Top Subs**

G	Kyle Sturdivant	6-3	Sr.	8.8
G	Dallan "Deebo" Coleman	6-6	Jr.	5.9
F	Tyzaun Claude	6-7	Sr.	4.8

## Head Coaching History

Coach	Tenure	Yrs	W-L	Pct
John Chapman	1905-06	1	2-1	.667
John Heisman	1908-09, 1912-14	3	9-14	.391
William Alexander	1919-20, 1922-24	4	36-38	.486
Joe Bean	1920-21	1	4-10	.286
Harold Hansen	1924-26	2	10-23	.303
Roy Mundorff	1926-43	17	172-134	.562
Dwight Keith	1943-46	3	35-21	.625
Roy McArthur	1946-51	5	57-72	.442
John "Whack" Hyder	1951-73	22	292-271	.519
Dwane Morrison	1973-81	8	91-122	.427

## YEAR-BY-YEAR AT-A-GLANCE

Year	Coach	Captain(s)	W-L	Conf.
1906	Chapman	Wert	2-1	
1909	John Heisman	Val Dawson	1-6	
1910-12	No teams			
1913	John Heisman	J.T.L. Brown	2-6	
1914	John Heisman	Forbes Bradley	6-2	
1915-19	No teams			
1920	William Alexander	G.R. Frazer	7-10	
1921	Joe Bean	A.H. Staton	4-10	
<i>Early era</i>				<b>22-35</b>
<b>Tech enters Southern Conference</b>				
1922	William Alexander	J.D. Brewster	11-6	
1923	William Alexander	E.L. Jenks	9-9	
1924	William Alexander	R.W. Roane	9-13	
1925	Harold Hansen	Fred Moore	4-12	
1926	Harold Hansen	George Wilder	6-11	
1927	Roy Mundorff	Dynamite Wilder	17-10	
1928	Roy Mundorff	Nick George	10-7	
1929	Roy Mundorff	Hank Heeke	15-6	
1930	Roy Mundorff	Sid Goldin	10-13	
1931	Roy Mundorff	H.F. Wages	11-13	
1932	Roy Mundorff	Unknown	7-6	
<i>Southern Conference era</i>				<b>109-106</b>
<b>Tech enters Southeastern Conference</b>				
1933	Roy Mundorff	Unknown	9-6	7-6
1934	Roy Mundorff	Unknown	6-12	4-9
1935	Roy Mundorff	Billy Glenn	6-8	5-5
1936	Roy Mundorff	Unknown	10-8	8-6
1937	Roy Mundorff	Whack Hyder	13-2	10-0
1938*	Roy Mundorff	Bo Johnston	18-2	12-2
1939	Roy Mundorff	Lester Anderson	6-9	4-8
1940	Roy Mundorff	Walter Haymans	7-8	6-7
1941	Roy Mundorff	Carlton Lewis	8-11	4-9
1942	Roy Mundorff	Carlton Lewis	8-8	4-8
1943	Roy Mundorff	Jake Lance	11-5	7-5
1944	Dwight Keith	Wes Paxson	14-4	3-1
1945	Dwight Keith	Frank Broyles	11-6	9-5
1946	Dwight Keith	Bob Davis	10-11	6-7
1947	Roy McArthur	Herb Bergman	12-11	6-6
1948	Roy McArthur	Unknown	12-16	9-11
1949	Roy McArthur	Jim Nolan	11-13	7-10
1950	Roy McArthur	Unknown	14-13	7-9
1951	Roy McArthur	Mickey Sermersheim	8-19	7-12
1952	Whack Hyder	Teeter Umstead	7-15	5-13
1953	Whack Hyder	Pete Silas	5-17	4-9
1954	Whack Hyder	John Harwell	2-22	0-14
1955	Whack Hyder	Bobby Kimmel	12-13	7-7
1956	Whack Hyder	Bobby Kimmel	12-11	6-8
1957	Whack Hyder	Bobby Kimmel	18-8	9-5
1958	Whack Hyder	Terry Randall, Jim Johnson, Gary Phillips	15-11	7-7
1959	Whack Hyder	Terry Randall	17-9	9-5
1960#	Whack Hyder	Roger Kaiser	22-6	11-3
1961	Whack Hyder	Roger Kaiser	13-13	6-8
1962	Whack Hyder	Josh Powell	10-16	4-10
1963	Whack Hyder	Alan Nass	21-5	10-4
1964	Whack Hyder	R.D. Craddock	17-9	9-5
<i>Southeastern Conference era</i>				<b>365-327 212-224</b>
<b>Tech leaves Southeastern Conference</b>				
1965	Whack Hyder	R.D. Craddock	14-11	
1966	Whack Hyder	Pres Judy	13-13	
1967	Whack Hyder	Pres Judy	17-9	
1968	Whack Hyder	Phil Wagner	12-13	
1969	Whack Hyder	Ted Tomasovich	12-13	
1970%	Whack Hyder	Rich Yunkus	17-10	
1971%	Whack Hyder	Jim Thorne	23-9	
1972	Whack Hyder	Frank Samoylo	6-20	
1973	Whack Hyder	Peanut Murphy	7-18	
1974	Dwane Morrison	Steve Sonnenberg	5-21	
1975	Dwane Morrison	Steve Sonnenberg, Preston Campbell	11-15	
<i>Independent era</i>				<b>137-152</b>
<b>Tech enters Metro Conference</b>				
1976	Dwane Morrison	Harry Allen, Mike Bottorff	13-14	0-1
1977	Dwane Morrison	Ray Schnitzer	18-10	3-3
1978	Dwane Morrison	Bill Allgood	15-12	6-6
<i>Metro Conference era</i>				<b>46-36 9-10</b>

## All-Time Record

!1,436-1,305 (.524)

Winning/Losing/.500 seasons	55/49/4
All-Time SEC Record	212-224 (32 seasons)
SEC Championships	1 (1938)
All-Time Metro Record	9-10 (3 seasons)
All-Time ACC Record (Regular season)	!294-433 (45 seasons)
ACC Regular-Season Championships	2 (1985-T, 1996)
ACC Tournament Championships	4 (1985, 1990, 1993, 2021)
NCAA	17 (1960, 1985, 1986, 1987, 1988, 1989, 1990, 1991, 1992, 1993, 1996, 2001, 2004, 2005, 2007, 2010, 2021)
NIT	!9 (1970, 1971, 1984, 1994, 1998, 1999, 2003, 2016, !2017)

## Tech leaves Metro Conference

Year	Coach	Captain(s)	W-L	Conf.
1979	Dwane Morrison	Tico Brown, Sammy Drummer, Billy Smith	17-9	
<b>Tech enters Atlantic Coast Conference</b>				
1980	Dwane Morrison	Lenny Horton	8-18	1-13/8th
1981	Dwane Morrison	None	4-23	0-14/8th
1982	Bobby Cremins	Brook Steppe, Stu Lyon	10-16	3-11/8th
1983	Bobby Cremins	George Thomas, Maurice Bradford	13-15	4-10/6th
1984%	Bobby Cremins	Mark Price, John Salley	18-11	6-8/15th
1985+#	Bobby Cremins	Mark Price, John Salley	27-8	9-5/11st
1986#	Bobby Cremins	Mark Price, John Salley	27-7	11-3/2nd
1987#	Bobby Cremins	Bruce Dalrymple	16-13	7-7/5th
1988#	Bobby Cremins	Duane Ferrell	22-10	8-6/4th
1989#	Bobby Cremins	Tom Hammonds	20-12	8-6/5th
1990+##	Bobby Cremins	Brian Oliver	28-7	8-6/13rd
1991#	Bobby Cremins	Brian Domalik, James Munlyn	17-13	6-8/15th
1992#	Bobby Cremins	Jon Barry, Greg White	23-12	8-8/14th
1993+#	Bobby Cremins	Ivano Newbill, Malcolm Mackey	19-11	8-8/6th
1994%	Bobby Cremins	Ivano Newbill	16-13	7-9/6th
1995	Bobby Cremins	Travis Best, James Forrest	18-12	8-8/5th
1996+#	Bobby Cremins	Drew Barry, John Kelly	24-12	13-3/1st
1997	Bobby Cremins	Eddie Elisma	9-18	3-13/9th
1998%	Bobby Cremins	Matt Harpring, Michael Maddox	19-14	6-10/6th
1999%	Bobby Cremins	Jon Babul, Jason Floyd	15-16	6-10/15th
2000	Bobby Cremins	Jason Collier, Jason Floyd, Paul Trotti	13-17	5-11/8th
2001#	Paul Hewitt	Jon Babul, Shaun Fein, Alvin Jones	17-13	8-8/5th
2002	Paul Hewitt	Tony Akins, Michael Isenhour, Winston Neal	15-16	7-9/15th
2003%	Paul Hewitt	Marvin Lewis	16-15	7-9/5th
2004##	Paul Hewitt	Marvin Lewis	28-10	9-7/13rd
2005#	Paul Hewitt	Anthony McHenry, Isma'il Muhammad	20-12	8-8/14th
2006	Paul Hewitt	Theodis Tarver, Mario West	11-17	4-12/11th
2007#	Paul Hewitt	Mario West, Jeremis Smith	20-12	8-8/16th
2008	Paul Hewitt	Jeremis Smith	15-17	7-9/17th
2009	Paul Hewitt	D'Andre Bell, Zachery Peacock	12-19	2-14/12th
2010#	Paul Hewitt	D'Andre Bell, Zachery Peacock	23-13	7-9/7th
2011	Paul Hewitt	Moe Miller, Iman Shumpert, Lance Storks	13-18	5-11/10th
2012	Brian Gregory	Daniel Miller, Mfon Udofia	11-20	4-12/11th
2013	Brian Gregory	Daniel Miller, Mfon Udofia	16-15	6-12/9th
2014	Brian Gregory	Trae Golden, Kammeon Holsey, Daniel Miller	16-17	6-12/11th
2015	Brian Gregory	Demarco Cox, Marcus Georges-Hunt	12-19	3-15/13th
2016%	Brian Gregory	Marcus Georges-Hunt, Charles Mitchell, Quinton Stephens	21-15	8-10/11th
2017%	Josh Pastner	Corey Heyward, Ben Lammers, Quinton Stephens	!21-15	!8-10/11th
2018	Josh Pastner	Ben Lammers, Josh Okogie	!12-19	6-12/13th
2019	Josh Pastner	Jose Alvarado, Sylvester Ogbonda	14-18	6-12/10th
2020	Josh Pastner	Jose Alvarado, Moses Wright	17-14	11-9/5th
2021+#	Josh Pastner	Jose Alvarado, Michael Devoe, Jordan Usher, Moses Wright	17-9	11-6/4th
2022	Josh Pastner	Michael Devoe, Jordan Usher	12-20	5-15/14th
2023	Josh Pastner	Kyle Sturdivant	15-18	6-14/13th
2024	Damon Stoudamire	none	14-18	7-13/12th
<i>Atlantic Coast Conference era</i>				<b>!754-657 !294-433</b>

\*SEC Champions; +ACC Champions

#NCAA (##Final Four); %NIT

!22 wins (8 ACC wins), one loss and Tech's NIT appearance in 2016-17 season, as well as one win in the 2017-18 season were vacated by the NCAA Committee on Infractions




# WINS OVER NO. 1

## Georgia Tech vs. No. 1 (8-35)

Date	Opponent	Opp	GT	Result
2-19-49	Kentucky	1-na	nr	aL, 32-78
2-9-51	Kentucky	1-1	nr	aL, 42-75
3-2-51	Kentucky (SEC)	1-1	nr	nL, 56-82
2-9-52	Kentucky	1-1	nr	aL, 42-93
2-28-52	Kentucky (SEC)	1-1	nr	nL, 59-80
1-9-54	Kentucky	1-1	nr	aL, 53-105
2-2-54	Kentucky	1-1	nr	aL, 48-99
1-8-55	Kentucky	1-1	nr	aW, 59-58
1-31-55	Kentucky	1-1	nr	hW, 65-59
1-3-59	Kentucky	1-1	nr	aL, 62-72
1-26-59	Kentucky	1-1	nr	hL, 70-94
1-4-64	Kentucky	1-1	nr	hW, 67-76
12-29-66	UCLA	1-1	nr	aL, 72-91
1-7-80	Duke	1-1	nr	aL, 42-55
2-16-81	Virginia	1-1	nr	aL, 42-83
1-23-82	North Carolina	1-1	nr	hL, 54-66
2-15-82	Virginia	1-1	nr	hL, 52-56
3-4-82	North Carolina (ACC)	1-1	nr	nL, 39-55
1-28-84	North Carolina	1-1	nr	aL, 61-73
2-29-84	North Carolina	1-1	nr	hL, 56-69
3-23-85	Georgetown (NCAA)	1-1	6-6	nL, 54-60
1-25-86	North Carolina	1-1	4-3	aL, 77-85
2-4-86	North Carolina (ot)	1-1	2-2	hL, 77-78
3-9-86	Duke (ACC)	1-1	6-6	nL, 67-68
1-24-87	North Carolina	2-1	nr	aL, 55-92
1-11-92	Duke	1-1	14-15	aL, 84-97
2-12-92	Duke	1-1	nr-24	hL, 62-71
3-14-92	Duke (ACC)	1-1	nr	nL, 76-89
1-10-93	Duke	1-1	10-11	hW, 80-79
3-14-93	North Carolina (ACC)	1-1	nr	nW, 77-75
1-12-94	North Carolina	1-1	17-18	hW, 89-69
2-12-94	North Carolina	1-1	nr	aW, 96-89
2-12-95	North Carolina	1-1	18-15	hL, 81-85
1-8-98	North Carolina	1-1	nr	aL, 75-96
2-1-98	Duke	1-1	nr	aL, 69-90
2-25-98	Duke	1-1	nr	hL, 53-76
1-10-02	Duke	2-1	nr	aL, 79-104
2-9-02	Duke	1-1	nr	hL, 63-95
11-26-03	Connecticut	1-1	nr	nW, 77-61
1-31-04	Duke	1-1	nr	hL, 74-82
2-22-06	Duke	1-1	nr	hL, 66-73
1-16-08	North Carolina	1-1	nr	hL, 82-83
2-21-18	Virginia	1-2	nr	aL, 54-65

AP-UPI through 1990-91, AP-Coaches beginning in 1991-92.

NOTE: Georgia Tech ranks fourth all-time in wins vs. AP No. 1-ranked teams behind UNC (12), UCLA (10) and Maryland (9). Duke also has eight.



### Tech 59, Kentucky 58 - Jan. 8, 1955

Joe Helms' jump shot with 11 seconds to play gave Georgia Tech a stunning 59-58 upset over No. 1-ranked Kentucky at Memorial Coliseum, ending the Wildcats' 129-game home winning streak. Kentucky had not lost a Southeastern Conference game in 16 years and were riding a 32-game winning streak, but trailed 26-23 at the half and 38-30 in the second half. Still, the Wildcats led by three with 1:14 left. After Kentucky missed a pair of free throws, Tech's Bobby Kimmel was fouled on the rebound and hit two free throws to pull the Jackets within one. With Kentucky's Bill Evans trying to run out the clock, Kimmel tied him up and Helms snatched the ball and then let fly with the winning shot.

### Tech 65, Kentucky 59 - Jan. 31, 1955

Just 23 days after stunning No. 1 Kentucky on its homecourt, Georgia Tech again downed the mighty Wildcats, 65-59, at Heisman Gym. Tech's backcourt of Bobby Kimmel and Joe Helms combined for 44 points, and the Yellow Jackets connected on 25 free throws to just five for the Wildcats. Tech never trailed in the game, jumping to a 15-8 lead in the early going. Kentucky pulled within 18-16 but could get no closer as the Jackets took a 32-24 lead into the intermission. In the second half, Tech went ahead by as many as 14 points, leading 58-44 with six minutes to play.

### Tech 76, Kentucky 67 - Jan. 4, 1964

Kentucky native R.D. Craddock scored 25 points as Georgia Tech shocked the top-ranked Wildcats, 76-67, at Alexander Memorial Coliseum. Charlie Spooner added 16 points and Mick Stenftenagel 15 for the Jackets as Tech head coach Whack Hyder recorded his ninth victory over Adolph Rupp's Wildcats, including three wins over No. 1-ranked Kentucky teams. Craddock, who was 5-for-8 from the field and 15-for-17 from the foul line, scored 19 points in the second half as Tech rallied from a 32-30 halftime deficit to lead by as many as 13 points. Leading 48-43, Tech scored seven straight points on field goals by Craddock and Jim Caldwell and three free throws by Bill Edison, to go up 55-43 with 10:35 to play and then held off the Wildcats with free throw shooting, hitting 17 in a row in one stretch.

### Tech 80, Duke 79 - Jan. 10, 1993

Freshman Drew Barry came off the bench to record 11 points, five assists and four steals, as No. 10 Georgia Tech knocked off No. 1-ranked Duke, 80-79, at Alexander Memorial Coliseum, ending a 23-game winning streak for the defending national champions. Barry and freshman Martice Moore combined for 15 of Tech's 19 points during a second half stretch in which the Jackets took a 76-74 lead with 1:04 to go. Tech began the game with a 12-0 run and led by as many as 14 in the first half before Duke pulled within 44-37 at the half. The Blue Devils led 60-59 when Moore's three-pointer put Tech ahead 62-60 with 8:47 left. Duke tied the score three times after that but never led.

AT LEFT, BOBBY CREMINS EXHORTS THE ALEXANDER MEMORIAL COLISEUM CROWD DURING THE CLOSING MOMENTS OF TECH'S 80-79 UPSET OF THE NO. 1-RANKED BLUE DEVILS IN 1993.

### Tech 77, North Carolina 75 - Mar. 14, 1993

James Forrest had 27 points and 10 rebounds to lead Georgia Tech to a 77-75 victory over top-ranked North Carolina in the championship game of the ACC Tournament at the Charlotte (N.C.) Coliseum. The Tar Heels led by one point midway through the second half when Forrest ignited an 11-0 run that put Tech up 66-58 with six minutes to play. Forrest hit 11 of 19 field goals against the Heels as he averaged 26.7 points and shot 69 percent for the tournament.

### Tech 89, North Carolina 69 - Jan. 12, 1994

Travis Best had 27 points, nine assists and only one turnover and James Forrest added 22 points as Georgia Tech downed its third straight No. 1-ranked team with an 89-69 upset over North Carolina at Alexander Memorial Coliseum. After leading by as many as 13 in the first half, Tech held a 38-35 advantage at the intermission. The score was tied at 44-44 with 16 minutes to play when Fred Vinson came off the bench to hit three three-pointers and another long jumper, helping Tech build a 66-56 lead with 8:03 remaining.

### Tech 96, North Carolina 89 - Feb. 12, 1994

Fred Vinson scored a career-high 26 points, 24 of them on eight three-pointers, and James Forrest added 25 points and 17 rebounds as Georgia Tech knocked off a No. 1 ranked team for the fourth straight time with a 96-89 win at North Carolina. Tech hit a school-record 15 three-pointers in defeating a top-ranked Tar Heel team for the third time in less than a year. Tech trailed by 15 points in the first half and stayed close only by nailing nine treys, five by Vinson. Trailing 48-41, Tech opened the second half with three straight threes. Travis Best gave Tech the lead for good, 85-84, with 1:54 left when he drained a 15-footer as the shot clock expired, and the Jackets hit nine of 10 free throws in the final minute to seal the win.

### Tech 77, Connecticut 61 - Nov. 26, 2003

In the semifinals of the Preseason NIT in Madison Square Garden, Georgia Tech made the most of its pressure defense to create turnovers and fastbreak opportunities to create the runaway victory. B.J. Elder and Isma'il Muhammad led the way with 22 points each, while the Yellow Jackets held the Huskies' All-Americans, guard Ben Gordon and center Emeka Okafor, to 22 total points between them. UConn managed to shoot just 37.9 percent from the floor, made just 1 of 10 three-point attempts and 10 of 30 free throw tries. Tech finished the first half with a 7-2 run for a 42-35 lead, then extended the advantage to as many as 19 in the second half while holding the Huskies to just 26 points after intermission.

HISTORY

# TECH IN THE NATIONAL RANKINGS

## 1959-60

Date	AP	UPI	W-L
Final	8	22-6	

## 1962-63

Date	AP	UPI	W-L
Dec 24	18	5-0	
Dec 31	13	7-0	
Jan 7	7	9-0	
Jan 14	7	11-0	
Jan 21	7	12-1	
Jan 28	6	14-1	
Feb 4	6	16-1	
Feb 11	10	17-3	
Feb 18	9	18-4	
Feb 25	10	20-4	

## 1977-78

Date	AP	UPI	W-L
Feb 27	18	14-11	

## 1983-84

Date	AP	UPI	USA	W-L
Jan 17	25	11-2		
Jan 24	19	13-2		
Jan 31	18	14-4		
Feb 7	18	15-5		
Feb 14	24	15-7		

## 1984-85

Date	AP	UPI	USA	W-L
Dec 4	15	14	3-0	
Dec 11	12	14	11	3-0
Dec 18	13	13	10	4-1
Jan 8	9	10	10	10-2
Jan 15	17	15	15	11-3
Jan 22	16	17	15	13-3
Jan 29	8	9	9	15-3
Feb 5	10	7	8	16-4
Feb 12	6	15	5	18-4
Feb 19	8	9	9	18-5
Feb 26	10	13	12	19-6
Mar 12	6	6	6	24-7
Final	6	6	4	27-8

## 1985-86

Date	AP	UPI	USA	W-L
Preseason	1	2	1	0-0
Nov 25	2	2	2	0-0
Dec 2	5	4	5	1-1
Dec 9	15	6	5	4-1
Dec 16	7	7	5	4-1
Dec 23	7	6	6	7-1
Dec 30	6	6	6	9-1
Jan 6	5	5	5	11-1
Jan 13	5	5	5	14-1
Jan 20	4	3	2	15-1
Jan 27	3	3	3	16-2
Feb 3	2	12	2	17-2
Feb 10	5	5	4	18-4
Feb 17	5	5	4	19-4
Feb 24	4	13	4	21-4
Final	6	6	6	23-5

## 1986-87

Date	AP	UPI	USA	W-L
Preseason	6	10	13	0-0
Dec 1	15	18	1-1	
Dec 8	16	17	3-1	
Dec 15	15	15	3-2	
Dec 22	19	19	5-2	
Dec 29	18	20	6-2	
Jan 5	19	19	7-3	
Jan 12	24	7-4		
Jan 19	23	9-4		
Jan 26	9-7			
Feb 2	11-7			
Feb 9	13-7			
Feb 16	23	15-7		
Feb 23	16-9			
Mar 2	16-11			

## 1987-88

Date	AP	UPI	USA	W-L
Preseason	18	19	16	0-0
Nov 30	20	1-1		
Dec 7	20	3-1		
Dec 14	19	4-1		
Dec 21	20	6-1		
Dec 28	6-2			
Jan 4	9-2			
Jan 11	23	11-2		
Jan 18	12-3			
Jan 25	13-4			
Feb 1	14-5			
Feb 8	15-6			
Feb 15	22	17-6		
Feb 22	20	16	15	19-6
Feb 29	13	15	16	21-6
Mar 7	18	18	18	21-8

## 1988-89

Date	AP	UPI	USA	W-L
Preseason	13	16	0-0	
Nov 21	14	16	12	0-0
Nov 28	12	12	12	2-0
Dec 5	12	12	10	3-0
Dec 12	11	11	10	4-0
Dec 19	16	16	17	4-1
Dec 26	17	17	18	5-1
Jan 2	19	16	19	7-2
Jan 9	19	16	18	9-2
Jan 16	20	24	10-4	
Jan 23	19	21	11-5	
Jan 30	23	12-6		
Feb 6	20	20	19	14-6
Feb 13	21	16-7		
Feb 20	24	17-8		
Feb 27	23	19-9		
Mar 6	22	20-10		
Final	20-12			

## 1989-90

Date	AP	UPI	USA	W-L
Preseason	15	22	23	0-0
Nov 27	21	19	21	1-0
Dec 4	18	18	16	3-0
Dec 11	15	16	15	4-0
Dec 18	14	13	12	5-0
Dec 25	14	13	12	6-0
Jan 2	12	12	11	8-0
Jan 8	9	9	9	10-0
Jan 15	11	11	9	11-1
Jan 22	11	6	12-2	
Jan 29	17	15	16	12-4
Feb 5	16	15	14	14-4
Feb 12	13	11	10	16-4
Feb 19	8	6	6	19-4
Feb 26	11	11	11	20-5
Mar 5	14	13	13	21-6
Mar 12	9	7	8	24-6
Final	3	28-7		

## 1990-91

Date	AP	UPI	USA	W-L
Preseason	16	17	15	0-0
Nov 27	14	14	14	1-0
Dec 4	20	20	19	2-1
Dec 11	23	21	19	3-2
Jan 1	24	25	7-3	
Jan 8	24	22	25	9-3
Jan 22	25	25	10-5	
Jan 29	23	22	25	12-5

## 1991-92

Date	AP	USA	W-L
Preseason	23	24	0-0
Nov 25	18	18	2-0
Dec 2	17	16	3-1
Dec 9	13	13	5-1
Dec 16	13	13	6-1
Dec 23	13	13	7-2
Dec 30	15	11	8-2
Jan 6	14	15	11-2
Jan 13	16	14	12-3
Jan 20	18	17	13-4
Jan 27	20	18	14-5
Feb 3	24	20	15-6
Feb 10	24	16-7	
Final	21	23-12	

## 1992-93

Date	AP	USA	W-L
Preseason	14	15	0-0
Nov 24	14	15	0-0
Nov 30	13	15	0-0
Dec 7	17	17	1-1
Dec 14	17	16	2-1
Dec 21	16	15	4-1
Dec 28	14	13	5-1
Jan 4	10	11	7-1
Jan 11	8	8	9-1
Jan 18	16	16	9-3
Jan 25	18	17	10-4
Feb 1	22	22	11-5
Feb 8	24	12-6	
Mar 15	18	20	19-10

## 1993-94

Date	AP	USA	W-L
Preseason	14	15	0-0
Nov 22	13	15	0-0
Nov 29	16	17	0-1
Dec 6	17	17	3-1
Dec 13	14	14	4-1
Dec 20	14	15	6-1
Dec 27	15	15	7-1
Jan 3	12	13	9-1
Jan 10	17	18	9-3
Jan 17	17	17	10-4
Jan 24	21	19	11-5
Feb 14	25	13-9	
Feb 21	23	14-9	

## 1994-95

Date	AP	USA	W-L
Preseason	23	22	0-0
Nov 21	22	22	0-0
Nov 28	20	19	1-0
Dec 5	17	15	4-0
Dec 12	14	13	5-0
Dec 19	18	19	6-1
Dec 26	17	16	7-1
Jan 2	24	20	8-3
Jan 9	22	17	9-4
Jan 16	22	18	9-5
Jan 23	21	21	11-6
Jan 30	21	20	13-6
Feb 6	18	15	15-6
Feb 13	20	17	15-8
Feb 20	24	22	16-9

## 1995-96

Date	AP	USA	W-L
Preseason	27	35	0-0
Nov 20	25	20	2-0
Nov 27	20	20	3-1
Dec 4	16	15	5-1
Dec 11	19	20	5-2
Dec 18	21	18	6-3
Jan 29	25	13-8	
Feb 19	23	22	16-10
Feb 26	18	20	18-10
Mar 4	18	18	20-10
Mar 11	13	15	22-11
Final	13	13	24-12

## 1997-98

Date	AP	USA	W-L
Dec 1	22	23	4-0
Dec 8	24	23	5-1
Dec 22	23	7-2	

## 2003-04

Date	AP	USA	W-L
Dec 1	13	15	5-0
Dec 8	10	11	7-0
Dec 15	5	6	8-0
Dec 22	4	4	10-0
Dec 29	3	3	11-0
Jan 5	8	8	12-1
Jan 12	12	14	12-2
Jan 19	11	13	14-2
Jan 26	14	16	15-3
Feb 2	15	16	16-4
Feb 9	15	16	17-5
Feb 16	18	16	18-6
Feb 23	18	20	19-7
Mar 1	19	22	20-8
Mar 8	14	18	22-8
Mar 15	14	15	23-9
Apr 6 (final)	14	3	28-10

## 2004-05

Date	AP	USA	W-L
Preseason	3	4	0-0
Nov 15	3	4	0-0
Nov 22	3	3	1-0
Nov 29	4	4	3-0
Dec 6	3	3	5-0
Dec 13	3	3	6-0
Dec 20	9	9	7-1
Dec 27	9	9	8-1
Jan 3	9	10	9-2
Jan 10	8	8	11-2
Jan 17	12	15	11-4
Jan 24	22	21	11-5
Jan 31	25	23	12-6
Mar 14	25	25	19-11
Apr 5 (final)	25	nr	20-12

\*AP's final poll was released the Monday after conference tournaments

## 2006-07

Date	AP	USA	W-L
Preseason	23	21	0-0
Nov 13	23	21	1-0
Nov 20	19	19	3-0
Nov 27	21	24	5-1
Dec 4	25	nr	6-2

## 2009-10

Date	AP	USA	W-L
Preseason	23	21	0-0
Nov 9	22	20	0-0
Nov 16	21	19	0-0
Nov 23	rv	25	3-1
Nov 30	rv	23	4-1
Dec 7	24	21	6-1
Dec 14	22	16	6-1
Dec 21	rv	22	8-2
Dec 28	rv	20	9-2
Jan 4	20	17	11-2
Jan 11	20	18	12-3
Jan 18	19	18	13-4
Jan 25	22	20	14-5
Feb 1	21	19	16-5
Feb 8	20	20	17-7

## Tech's Top-25 History

Last time ranked in AP top 25	Feb. 8, 2010
Last	

# ALL-TIME SCORES

## Column Key

Site - home (h), away (a) or neutral (n), number key following each season  
TR - Tech's national rank, AP/coaches (listed beginning with 1949-50 season)  
OR - opponent's national rank, AP/coaches (listed beginning with 1949-50 season)  
Rec - Tech cumulative season record

## John Chapman

**Record: 2-1 (.667)**  
**1905-06 (1 season)**

## 1905-06 (2-1)

**Home: 1-1, Away: 1-0, Neutral: 0-0**

Date	Site	Result	Opponent	TR	OR	Rec
F17	h	L	6-26 Auburn			0-1
M10	a	W	27-13 Georgia			1-1
M17	h	W	13-11 Georgia (ot)			2-1

Home games in 1905-06 played at Peachtree Auditorium

## John Heisman



**Pennsylvania, 1892**  
**Record: 9-14 (.391)**  
**1908-14 (3 seasons)**

## 1908-09 (1-6)

**Home: 1-3, Away: 0-3, Neutral: 0-0**

Date	Site	Result	Opponent	TR	OR	Rec
J8	h	W	28-7 Mercer			1-0
J15	a	L	13-26 Mercer			1-1
J16	h	L	15-29 Tulane			1-2
J22	a	L	9-78 Georgia			1-3
J28	a	L	12-18 Atlanta Athletic Club			1-4
J29	h	L	13-69 Georgia			1-5
F4	h	L	8-24 Auburn			1-6

Home games at Cable Piano Company Hall.

## 1912-13 (2-6)

**Home: 0-4, Away: 2-2, Neutral: 0-0**

Date	Site	Result	Opponent	TR	OR	Rec
F7	h	L	22-26 Clemson			0-1
F8	a	W	27-11 Clemson			1-1
F14	h	L	27-36 Auburn			1-2
F15	a	L	12-71 Georgia			1-3
F21	h	L	25-31 Mercer			1-4
F22	a	L	19-23 Auburn			1-5
F25	a	W	23-19 Mercer			2-5
F28	h	L	20-35 Georgia			2-6

Home games on campus in the Crystal Palace, located at Cherry & Third Streets.

## 1913-14 (6-2)

**Home: 3-1, Away: 3-1, Neutral: 0-0**

Date	Site	Result	Opponent	TR	OR	Rec
F6	h	W	55-41 Vanderbilt			1-0
F7	a	W	30-20 Mercer			2-0
F13	h	W	31-22 Mercer			3-0
F14	a	L	8-58 Georgia			3-1
F20	h	W	50-12 Auburn			4-1
F21	a	W	23-21 Chattanooga			5-1
F26	h	L	24-29 Georgia			5-2
F27	a	W	21-6 Auburn			6-2

Home games at the Crystal Palace.

## William Alexander



**Georgia Tech, 1912**  
**Record: 36-38 (.486)**  
**1919-20, 1921-24 (4 seasons)**

## 1919-20 (7-10)

**Home: 4-2, Away: 3-8, Neutral: 0-0**

Date	Site	Result	Opponent	TR	OR	Rec
J10	h1	L	24-29 Auburn			0-1
J16	h2	W	30-26 Mercer			1-1
J17	h1	W	28-23 Macon YMCA			2-1
J23	h1	W	32-17 Clemson			3-1
J30	h1	L	21-39 Vanderbilt			3-2
J31	a	L	33-41 Rome YMCA			3-3
F6	h3	W	44-33 Stetson			4-3
F7	a	L	11-25 Chattanooga			4-4

F13	a	W	21-16 Mercer			5-4
F14	a	L	4-64 Macon YMCA			5-5
F20	a	L	17-41 Clemson			5-6
F21	a	L	32-40 Clemson YMCA			5-7
F27	a	L	3-32 Vanderbilt			5-8
F28	a	W	29-26 Piedmont			6-8
M5	a	W	22-14 Newberry			7-8
M6	a	L	21-44 Atlanta Athletic Club			7-9
M9	a	L	17-21 Auburn			7-10

Home games at City Auditorium (n1), Atlanta Athletic Club (n2) & Luckie Street YMCA (n3)

## Joe Bean

**Record: 4-10 (.286)**  
**1920-21 (1 season)**

## 1920-21 (4-10)

**Home: 2-4, Away: 0-5, Neutral: 2-1**

Date	Site	Result	Opponent	TR	OR	Rec
J8	h	L	19-20 Mercer			0-1
J14	h	L	18-20 Wofford			0-2
J21	h	W	44-24 Furman			1-2
J22	h	L	28-30 Auburn			1-3
J29	a	L	18-41 Mercer			1-4
F5	h	W	28-22 Clemson			2-4
F12	a	L	16-53 VMI			2-5
F14	a	L	15-31 Virginia Tech			2-6
F15	a	L	14-37 Georgetown			2-7
F16	a	L	23-37 Catholic			2-8
F19	h	L	28-29 Tennessee			2-9
F25	n1	W	53-11 Birmingham Southern			3-9
F26	n1	W	30-22 Alabama			4-9
F27	n1	L	21-26 Georgia			4-10

Home games at City Auditorium  
n1-SIC Tournament (City Auditorium, Atlanta, Ga.)

## William Alexander

### GEORGIA TECH ENTERS SOUTHERN CONFERENCE (1921-32)

(original members - Alabama, Auburn, Clemson, Georgia, Georgia Tech, Kentucky, Maryland, Mississippi, Mississippi State, North Carolina, NC State, Tennessee, Virginia, Virginia Tech, Washington & Lee)

## 1921-22 (11-6)

**Home: 4-1, Away: 4-4, Neutral: 3-1**

Date	Site	Result	Opponent	TR	OR	Rec
J7	a	L	26-28 Mercer			0-1
J13	a	W	34-16 Birmingham Ath. Club			1-1
J14	a	L	20-49 Alabama			1-2
J20	h1	W	44-35 Mercer			2-2
J21	a	W	29-14 Macon YMCA			3-2
J28	h1	W	44-12 Auburn			4-2
F4	h1	W	36-29 Alabama			5-2
F8	h2	L	25-26 Agoga Class (ot)			5-3
F10	a	L	24-23 Fort Benning			6-3
F11	a	L	13-26 Auburn			6-4
F15	h2	W	17-16 Trinity			7-4
F17	a	L	14-26 Tennessee			7-5
F18	a	W	33-30 Chattanooga			8-5
F24	n1	W	34-30 Mississippi State			9-5
F25	n1	W	34-23 South Carolina			10-5
F26	n1	L	14-29 Mercer			10-6
F27	n1	W	33-25 Alabama			11-6

Home games at City Auditorium (n1) & Atlanta Athletic Club (n2)  
n1-SIC Tournament (City Auditorium, Atlanta, Ga.)

## 1922-23 (9-9)

**Home: 5-1, Away: 2-6, Neutral: 2-2**

Date	Site	Result	Opponent	TR	OR	Rec
J5	h	L	23-40 Atlanta Athletic Club			0-1
J6	a	L	20-30 Mercer			0-2
J12	h	W	35-17 Auburn			1-2
J13	a	W	26-17 Clemson			2-2
J20	h	W	33-32 Mercer			3-2
J23	a	W	33-30 Progressive Club			4-2
J27	h	W	35-22 Clemson			5-2
F3	h	W	52-20 Florida			6-2
F9	h	W	39-24 Alabama			7-2
F13	a	L	29-41 Chattanooga			7-3
F16	a	L	31-37 Birmingham Athletic Club			7-4
F17	a	L	27-28 Alabama			7-5
F19	a	L	31-45 Mississippi State			7-6
F23	a	L	26-29 Auburn			7-7
F27	n1	W	34-26 Centre			8-7
F28	n1	W	27-22 Georgia			9-7

M1	n1	L	17-25 Mississippi State			9-8
M2	n1	L	26-30 Mercer			9-9

Home games at City Auditorium  
n1-SIC Tournament (City Auditorium, Atlanta, Ga.)

## 1923-24 (9-13)

**Home: 3-6, Away: 6-6, Neutral: 0-1**

Date	Site	Result	Opponent	TR	OR	Rec
D29	a	W	31-28 Macon YMCA			1-0
D30	a	W	39-9 Savannah Athletic Club			2-0
D31	a	W	32-31 Jacksonville YMCA			3-0
J1	a	L	28-39 Albany YMCA			3-1
J4	h	L	23-51 Atlanta Athletic Club			3-2
J5	a	W	48-13 Clemson			4-2
J8	h	L	18-42 Columbus YMCA			4-3
J11	h	W	39-24 Auburn			5-3
J12	a	L	37-42 Furman			5-4
J18	h	L	26-30 Mercer			5-5
J19	a	L	20-36 Mercer			5-6
J26	h	L	28-33 Alabama			5-7
F2	h	L	36-40 Mississippi State			5-8
F8	h	W	39-22 Clemson			6-8
F9	a	W	33-18 Auburn			7-8
F12	h	W	34-26 Central YMCA			8-8
F15	a	L	24-31 Alabama			8-9
F16	a	L	28-53 Mississippi State			8-10
F19	h	L	33-43 Progressive Club			8-11
F22	a	W	23-19 Chattanooga			9-11
F23	a	L	27-33 Kentucky			9-12
F29	n1	L	29-35 Auburn			9-13

Home games at City Auditorium  
n1-SIC Tournament (City Auditorium, Atlanta, Ga.)

## Harold Hansen

**Minnesota, 1918**

**Record: 10-23 (.303)**

**1924-26 (2 seasons)**

## 1924-25 (4-12)

**Home: 1-7, Away: 2-4, Neutral: 1-1**

Date	Site	Result	Opponent	TR	OR	Rec
J9	h	L	22-23 Atlanta Athletic Club			0-1
J10	h	L	18-20 Clemson			0-2
J13	a	W	28-26 Fort McPherson (2ot)			1-2
J16	h	L	18-23 Mercer			1-3
J17	a	W	28-21 Auburn			2-3
J24	h	L	28-37 Vanderbilt			2-4
J31	h	W	30-25 Georgia			3-4
F6	h	L	16-18 Kentucky			3-5
F7	h	L	14-15 Auburn			3-6
F13	a	L	21-28 Mercer			3-7
F14	a	L	30-32 Clemson			3-8
F16	a	L	12-35 NC State			3-9
F17	h	L	27-36 Davidson			3-10
F21	a	L	24-34 Georgia			3-11
F27	n1	W	31-14 Sewanee			4-11
F28	n1	L	26-34 North Carolina			4-12

Home games played on campus at the Temporary Gym, a 2,500-seat wooden structure on the corner of Third Street & Techwood Drive.  
n1-SIC Tournament (City Auditorium, Atlanta, Ga.)

## 1925-26 (6-11)

**Home: 6-3, Away: 0-6, Neutral: 1-1**

Date	Site	Result	Opponent	TR	OR	Rec
D29	a	L	28-29 Havana Yacht Club			exh
D30	a	W	18-5 Univ. of Havana			exh
D31	a	W	31-28 Havana Yacht Club (2ot)			exh
J2	a	L	10-16 Univ. of Havana			exh
J4	h1	L	18-33 Tulane			0-1
J8	h	W	35-30 Georgia			1-1
J9	a	L	28-32 Auburn			1-2
J11	h	W	31-18 Tulane			2-2
J13	h	W	23-19 Marquette			3-2
J15	a	L	23-27 Vanderbilt			3-3



# ALL-TIME SCORES

## Roy Mundorff



**Pennsylvania, 1921**  
**Record: 172-134 (.562)**  
**1926-1943 (17 seasons)**

### 1926-27 (17-10)

**Home: 9-0, Away: 6-9, Neutral: 2-1**

Date	Site	Result	Opponent	TR	OR	Rec
D20	a L	26-35	Columbus Kinners			0-1
D21	a L	25-52	Cincinnati			0-2
D22	a L	41-43	Cincinnati YMCA			0-3
D23	a L	36-38	Evansville			0-4
D24	a W	29-24	Islay Dairy			1-4
D25	a W	26-25	Loraine Lions Club			2-4
D27	a L	37-40	Wittenburg			2-5
D28	a L	28-61	DePauw			2-6
D30	h W	19-18	Dixie Portland			3-6
J5	a L	28-34	Atlanta Athletic Club			3-7
J8	h W	22-20	Auburn (ot)			4-7
J15	a W	36-35	Georgia (ot)			5-7
J19	h W	44-16	Progressive Club			6-7
J21	h W	36-29	Vanderbilt			7-7
J22	h W	48-16	Kentucky			8-7
J28	h W	75-14	Southern Bell			9-7
J29	h1 W	33-27	Georgia			10-7
F2	a W	31-28	Progressive Club			11-7
F4	h W	50-15	Alabama			12-7
F5	h W	41-23	Atlanta Athletic Club			13-7
F10	a L	27-29	Louisiana State			13-8
F11	a W	38-37	Tulane			14-8
F12	a L	24-42	Auburn			14-9
F16	n2 W	45-31	Oglethorpe			15-9
F19	a W	36-25	Georgia			16-9
F25	n3 W	40-24	Mississippi State			17-9
F26	n3 L	18-32	South Carolina			17-10

Home games at Temporary Gym except where noted  
n1, n1-City Auditorium, Atlanta, Ga.; n2-Atlanta Athletic Club; n3-SIC Tournament, City Auditorium, Atlanta, Ga.

### 1927-28 (10-7)

**Home: 3-2, Away: 4-4, Neutral: 3-1**

Date	Site	Result	Opponent	TR	OR	Rec
D28	n1 W	47-20	Standard Oil			1-0
D29	a L	23-32	Albany YMCA			1-1
D31	n2 W	41-36	Penn-Dixie			2-1
J4	a L	26-36	Atlanta Athletic Club			2-2
J7	a L	29-56	Auburn			2-3
J14	h L	30-33	Georgia			2-4
J17	h W	42-24	Clemson			3-4
J20	h W	31-26	Tennessee			4-4
J28	a W	36-35	Georgia			5-4
F8	h L	29-33	Atlanta Athletic Club			5-5
F10	a W	41-31	Vanderbilt			6-5
F11	a W	35-31	Kentucky			7-5
F13	a W	42-25	Tennessee			8-5
F15	a L	21-30	Alabama			8-6
F18	h1 W	28-26	Georgia			9-6
F24	n3 W	50-24	Florida			10-6
F25	n3 L	29-30	Auburn			10-7

Home games at Temporary Gym except where noted  
h1-City Auditorium; n1-Savannah, Ga.; n2-Chattanooga, Tenn.; n3-SIC Tournament (City Auditorium, Atlanta, Ga.)

### 1928-29 (15-6)

**Home: 8-2, Away: 7-3, Neutral: 0-1**

Date	Site	Result	Opponent	TR	OR	Rec
D23	a W	33-31	LaGrange YMCA			1-0
D26	a W	41-35	The Citadel			2-0
D27	a W	34-26	Savannah J.E.A.			3-0
D28	a W	53-26	Dixie Stars			4-0
D31	a L	29-31	Penn-Dixie			4-1
J1	a W	37-33	Rome YMCA			5-1
J5	h W	29-23	Clemson			6-1
J7	h W	36-19	Florida			7-1
J8	h W	33-26	Florida			8-1
J16	h W	33-19	Kentucky			9-1
J19	a W	40-28	Vanderbilt			10-1
J23	a L	26-43	Atlanta Athletic Club			10-2
J26	h1 W	38-37	Georgia			11-2
F2	h W	38-15	Vanderbilt			12-2
F6	h W	41-25	Auburn			13-2
F9	h W	37-21	Alabama			14-2
F13	h L	25-30	Tennessee			14-3
F16	a W	46-41	Auburn			15-3
F20	h L	26-37	Atlanta Athletic Club			15-4
F25	a L	25-27	Georgia			15-5
M1	n1 L	26-30	Clemson			15-6

Home games at Temporary Gym except where noted  
h1-City Auditorium; n1-SIC Tournament (City Auditorium, Atlanta, Ga.)

### 1929-30 (10-13)

**Home: 4-5, Away: 5-7, Neutral: 1-1**

Date	Site	Result	Opponent	TR	OR	Rec
D27	a L	22-24	Baltimore			0-1
D28	a L	23-33	Pennsylvania			0-2
D30	a W	37-25	Stevens Tech			1-2
J1	a L	24-28	Crescent Athletic Club			exh
J3	a L	37-39	St. Thomas-Scranton			1-3
J4	a W	51-36	Franklin & Marshall			2-3
J10	h W	31-16	South Carolina			3-3
J11	h L	24-25	Clemson			3-4
J14	h W	36-22	Savannah J.E.A.			4-4
J18	h L	23-26	Georgia			4-5
J22	a L	28-33	Tennessee			4-6
J25	h1 L	23-25	Georgia			4-7
F1	h1 W	46-25	Vanderbilt			5-7
F4	a W	31-29	Atlanta Athletic Club			6-7
F7	a W	41-37	Vanderbilt			7-7
F8	a L	19-39	Kentucky			7-8
F12	a L	28-36	Alabama			7-9
F15	a L	26-40	Clemson			7-10
F17	a W	47-34	Auburn			8-10
F19	h1 W	40-29	Auburn			9-10
F22	h1 L	31-35	Georgia			9-11
F25	h L	22-37	Atlanta Athletic Club			9-12
F28	n1 W	53-31	Tulane			10-12
M1	n1 L	37-44	Duke			10-13

Home games at Temporary Gym except where noted  
h1-City Auditorium; n1-SIC Tournament (City Auditorium, Atlanta, Ga.)

### 1930-31 (11-13)

**Home: 6-2, Away: 5-10, Neutral: 0-1**

Date	Site	Result	Opponent	TR	OR	Rec
D27	a W	34-17	Benjamin Franklin			1-0
D29	a W	49-45	Arundel Boat Club			2-0
D30	a L	24-29	Knights of Columbus			2-1
J1	a L	26-32	Manhattan (ot)			2-2
J2	a L	33-38	Rider			2-3
J3	a L	30-34	Temple			2-4
J7	h L	25-30	South Carolina			2-5
J10	a L	27-40	Atlanta Athletic Club			2-6
J14	a L	31-39	Florida			2-7
J16	h W	44-37	Vanderbilt			3-7
J17	a L	30-39	Georgia			4-7
J20	h W	32-23	Florida			4-8
J24	h W	49-29	Tennessee			5-8
J28	a W	37-33	Auburn			6-8
J31	h W	37-19	Georgia			7-8
F5	a L	32-45	Vanderbilt			7-9
F7	a L	34-38	Kentucky			7-10
F9	a W	32-25	Tennessee			8-10
F14	a L	15-44	Georgia			8-11
F17	h L	16-35	Kentucky			8-12
F20	h W	23-19	Alabama			9-12
F21	a W	41-17	South Carolina			10-12
F24	h W	47-22	Auburn			11-12
F27	n1 L	48-53	Florida			11-13

Home games at Temporary Gym, which burned down after the season  
n1-SIC Tournament (City Auditorium, Atlanta, Ga.)

### 1931-32 (7-6)

**Home: 6-2, Away: 1-3, Neutral: 0-1**

Date	Site	Result	Opponent	TR	OR	Rec
J3	a W	42-21	Fort Benning			exh
J9	a W	41-32	Florida			1-0
J13	a L	22-25	Auburn			1-1
J16	h W	45-27	Vanderbilt			2-1
J23	a L	39-40	Mercer			2-2
J27	h W	52-27	Grayson Athletic Club			3-2
J30	h W	30-20	Georgia			4-2
F3	h L	19-34	Alabama			4-3
F6	a L	15-25	Georgia			4-4
F10	h W	36-28	Auburn			5-4
F13	h L	33-42	Mercer			5-5
F17	h W	38-23	Florida			6-5
F20	h W	25-22	Georgia			7-5
F26	n1 L	33-36	Louisiana State			7-6

Home games at City Auditorium  
n1-SIC Tournament (City Auditorium, Atlanta, Ga.)

### GEORGIA TECH ENTERS SOUTHEASTERN CONFERENCE (1932-64)

(original members - Alabama, Auburn, Florida, Georgia, Georgia Tech, Kentucky, LSU, Mississippi, Mississippi State, Tennessee, Tulane, University of the South, Vanderbilt)

### 1932-33 (9-6, SEC 7-6)

**Home: 4-1, Away: 4-4, Neutral: 1-1**

Date	Site	Result	Opponent	TR	OR	Rec
J7	a W	29-28	Clemson			1-0
J11	h L	31-40	Original Celtics			exh
J14	a L	25-30	Georgia			1-1
J17	a W	38-32	Sewanee			2-1
J18	a L	27-38	Vanderbilt			2-2
J21	h W	47-18	Mercer			3-2
J28	h W	26-16	Georgia			4-2
F1	h L	19-26	Alabama			4-3
F4	h W	37-23	Tennessee			5-3
F6	h W	38-26	Sewanee			6-3
F9	h W	41-21	Mexico City YMCA			exh
F11	a L	22-45	Kentucky			6-4
F13	a L	26-33	Tennessee			6-5
F15	a W	29-20	Auburn			7-5
F18	a W	32-30	Georgia			8-5
F21	n1 W	29-18	Auburn			9-5
F24	n2 L	24-30	Tennessee			9-6

Home games at City Auditorium  
n1-Atlanta Athletic Club; n2-SEC Tournament (City Auditorium, Atlanta, Ga.)

### 1933-34 (6-12, SEC 4-9)

**Home: 3-4, Away: 3-7, Neutral: 0-1**

Date	Site	Result	Opponent	TR	OR	Rec
D28	a L	19-38	Baltimore			0-1
D29	a L	32-40	Rider			0-2
D30	a L	31-45	St. Thomas-Scranton			0-3
J6	h L	22-24	Vanderbilt			0-4
J9	a W	28-26	Auburn			1-4
J13	a W	33-25	Georgia			2-4
J17	h L	28-50	Original Celtics			exh
J20	a W	40-39	Sewanee			3-4
J27	h L	33-37	Georgia			3-5
J31	h L	35-45	Tennessee			3-6
F3	a L	16-63	Alabama			3-7
F7	h W	31-25	Clemson			4-7
F9	a L	30-38	Vanderbilt			4-8
F10	a L	25-49	Kentucky			4-9
F12	a L	21-23	Tennessee			4-10
F14	h W	24-20	Auburn			5-10
F17	h L	27-28	Georgia			5-11
F21	h W	43-27	Sewanee			6-11
M2	n1 L	19-33	Georgia			6-12

Home games at City Auditorium  
n1-SEC Tournament (City Auditorium, Atlanta, Ga.)

### 1934-35 (6-8, SEC 5-5)

**Home: 3-2, Away: 3-6, Neutral: 0-0**

Date	Site	Result	Opponent	TR	OR	Rec
J12	a L	29-43	Clemson			0-1
J16	h L	26-36	Tennessee			0-2
J19	a L	23-33	Georgia			0-3
J25	h L	32-33	Vanderbilt (ot)			0-4
F2	h W	32-27	Georgia			1-4
F6	h W	25-24	Auburn			2-4
F8	a L	24-53	Vanderbilt			2-5
F9	a L	30-57	Kentucky			2-6
F12	a W	34-19	Auburn			3-6
F16	a L	19-38	Xavier			3-7
F18	a L	30-34	Tennessee			3-8
F20	a W	42-28	Mercer			4-8
F23	a W	49-39	Georgia (ot)			5-8
M2	h W	42-31	Sewanee			6-8

Home games at City Auditorium

### 1935-36 (10-8, SEC 8-6)

**Home: 6-2, Away: 3-5, Neutral: 1-1**

Date	Site	Result
------	------	--------

# ALL-TIME SCORES

## 1936-37 (13-2, SEC 10-0)

Home: 7-0, Away: 5-1, Neutral: 1-1

Date	Site	Result	Opponent	TR	OR	Rec
J9	h	W	53-36 Mercer			1-0
J13	a	W	35-25 Florida			2-0
J16	h	W	39-27 Vanderbilt			3-0
J20	h	W	51-13 Clemson			4-0
J23	a	W	54-32 Sewanee			5-0
J27	h	W	70-26 Fort Benning			exh
J30	a	W	34-20 Georgia			6-0
F6	a	L	30-31 Pennsylvania			6-1
F10	h	W	36-18 Sewanee			7-1
F11	h	W	42-28 Auburn			8-1
F13	a	W	40-30 Vanderbilt			9-1
F15	h	W	43-37 Florida			10-1
F20	h	W	42-22 Georgia			11-1
F27	a	W	35-33 Auburn			12-1
M1	n1	W	43-30 Mississippi State			13-1
M2	n1	L	30-40 Kentucky			13-2

Home games at the Naval Armory  
n1-SEC Tournament (Knoxville, Tenn.)

## 1937-38 (18-2, SEC 12-2)

Home: 11-0, Away: 4-2, Neutral: 3-0

### SEC Champions

Date	Site	Result	Opponent	TR	OR	Rec
J8	h	W	35-30 NC State			1-0
J15	h	W	59-25 Vanderbilt			2-0
J17	a	W	46-37 Mercer			3-0
J19	h	W	53-23 Mercer			4-0
J26	h	W	36-24 Alabama			5-0
J29	h	W	51-28 Georgia			6-0
F4	a	L	35-47 Louisiana State			6-1
F5	a	L	22-37 Tulane			6-2
F9	h	W	57-35 South Carolina			7-2
F10	h	W	41-31 Sewanee			8-2
F12	a	W	40-35 Vanderbilt			9-2
F15	h	W	43-42 Auburn			10-2
F17	h	W	54-40 Florida			11-2
F19	a	W	29-27 Georgia			12-2
F25	h	W	53-33 Clemson			13-2
F26	a	W	51-30 South Carolina			14-2
M1	h	W	54-32 Auburn			15-2
M5	n1	W	50-18 Vanderbilt			16-2
M4	n1	W	44-29 Tulane			17-2
M7	n1	W	58-47 Mississippi			18-2

Home games at the Naval Armory  
n1-SEC Tournament (Baton Rouge, La.)

## GEORGIA TECH BEGINS PLAYING

### HOME GAMES IN HEISMAN GYM

## 1938-39 (6-9, SEC 4-8)

Home: 5-3, Away: 1-5, Neutral: 0-1

Date	Site	Result	Opponent	TR	OR	Rec
J11	h	L	28-30 Mercer			0-1
J14	h	W	30-24 Vanderbilt			1-1
J21	h	W	32-31 Tulane (ot)			2-1
J28	a	L	26-32 Georgia			2-2
F1	a	W	29-25 South Carolina			3-2
F4	a	L	29-33 Florida (ot)			3-3
F8	h	W	37-32 Sewanee			4-3
F9	h	W	37-35 Louisiana State			5-3
F11	a	L	42-49 Vanderbilt			5-4
F15	a	L	25-39 Alabama			5-5
F18	h	L	29-41 Georgia			5-6
F21	h	W	38-28 South Carolina			6-6
F22	a	L	24-38 Auburn			6-7
F27	h	L	33-49 Auburn			6-8
M3	n1	L	38-42 Mississippi (SEC)			6-9

n1-SEC Tournament (Knoxville, Tenn.)

## 1939-40 (7-8, SEC 6-7)

Home: 5-4, Away: 2-3, Neutral: 0-1

Date	Site	Result	Opponent	TR	OR	Rec
J6	a	L	30-34 South Carolina			0-1
J13	h	W	49-43 Vanderbilt			1-1
J15	h	L	40-45 Florida			1-2
J20	h	W	50-39 Mississippi			2-2
J27	h	L	31-46 Georgia			2-3
J31	h	L	34-52 Alabama			2-4
F2	a	W	34-33 Louisiana State			3-4
F3	h	L	25-37 Tulane			3-5
F6	h	W	53-31 Auburn			4-5
F10	a	W	57-39 Vanderbilt			5-5
F13	h	W	41-35 Duke			6-5
F17	a	L	31-40 Georgia			6-6
F19	h	W	44-39 Kentucky			7-6
F21	a	L	38-39 Auburn (ot)			7-7
F29	n1	L	43-55 Tennessee			7-8

n1-SEC Tournament (Knoxville, Tenn.)

## 1940-41 (8-11, SEC 4-9)

Home: 6-2, Away: 1-8, Neutral: 1-1

Date	Site	Result	Opponent	TR	OR	Rec
D29	n1	W	39-34 South Carolina (ot)			1-0
D31	a	W	44-35 South Carolina			2-0
J7	h	W	41-34 South Carolina			3-0
J8	h	W	63-51 Clemson			4-0
J14	h	W	60-47 Mississippi			5-0
J18	h	W	55-48 Vanderbilt			6-0
J20	h	L	37-47 Kentucky			6-1
J22	a	L	49-52 Clemson (ot)			6-2
J25	h	L	20-37 Tulane			6-3
F1	h	W	48-39 Auburn			7-3
F5	a	L	45-51 Auburn			7-4
F7	a	L	26-31 Georgia			7-5
F10	a	L	41-43 Louisiana State			7-6
F12	a	L	32-46 Alabama			7-7
F15	a	L	41-54 Vanderbilt			7-8
F17	a	L	41-60 Kentucky			7-9
F20	h	W	52-44 Georgia			8-9
F22	a	L	42-53 Notre Dame			8-10
F27	n2	L	33-39 Alabama			8-11

n1-Augusta, Ga.; n2-SEC Tournament (Louisville, Ky.)

## 1941-42 (8-8, SEC 4-8)

Home: 5-3, Away: 3-4, Neutral: 0-1

Date	Site	Result	Opponent	TR	OR	Rec
J8	h	W	49-35 Turner Field			1-0
J10	a	W	35-32 South Carolina			2-0
J15	h	L	25-31 Alabama			2-1
J17	h	L	32-39 Vanderbilt			2-2
J20	h	L	53-63 Kentucky			2-3
J24	h	W	53-44 Fort Benning			3-3
J31	h	W	48-42 Auburn			4-3
F3	a	L	38-43 Auburn			4-4
F6	a	L	41-54 Louisiana State			4-5
F7	a	W	52-43 Tulane			5-5
F11	h	W	64-32 Chattanooga			6-5
F14	a	W	35-27 Vanderbilt			7-5
F16	a	L	51-57 Kentucky			7-6
F19	h	W	49-29 Georgia			8-6
F21	a	L	37-38 Georgia			8-7
F26	n2	L	32-37 Alabama			8-8

n2-SEC Tournament (Louisville, Ky.)

## 1942-43 (11-5, SEC 7-5)

Home: 9-1, Away: 2-3, Neutral: 0-1

Date	Site	Result	Opponent	TR	OR	Rec
J9	h	W	33-23 South Carolina			1-0
J16	h	W	43-29 Vanderbilt			2-0
J19	h	L	36-38 Kentucky			2-1
J22	a	W	59-32 Auburn			3-1
J30	a	L	25-33 Alabama			3-2
J33	h	W	53-21 Auburn			4-2
F2	h	W	65-40 Fort Benning			5-2
F5	h	W	45-44 Louisiana State			6-2
F6	h	W	60-36 Tulane			7-2
F10	h	W	43-32 Clemson			8-2
F13	a	L	28-52 Vanderbilt			8-3
F15	a	L	31-58 Kentucky			8-4
F18	a	W	58-31 Georgia			9-4
F20	h	W	39-20 Georgia			10-4
F22	h	W	36-33 Camp Wheeler			11-4
F26	n1	L	41-48 Mississippi State			11-5

n1-SEC Tournament (Knoxville, Tenn.)

## Dwight Keith



Alabama, 1924

Record: 35-21 (.625)

1944-1946 (3 seasons)

## 1943-44 (14-4, SEC 3-1)

Home: 7-1, Away: 6-2, Neutral: 1-1

Date	Site	Result	Opponent	TR	OR	Rec
J7	a	W	46-34 Atlanta Naval Air Station			1-0
J8	h	W	48-31 Mercer			2-0
J14	h	W	70-37 Atlanta Naval Air Station			3-0
J15	h	W	68-28 Ga. Medical College			4-0
J21	h	W	34-18 Georgia Pre-Flight			5-0
J22	a	W	50-34 Clemson			6-0
J26	h	W	58-44 Mayport Naval Base			7-0
J28	a	L	34-43 Georgia Pre-Flight			7-1
J29	h	W	58-24 Clemson			8-1
F5	a	W	67-34 Mercer			9-1
F6	a	W	68-45 Ga. Medical College			10-1
F11	h	L	52-55 176th Infantry			10-2
F12	a	W	42-39 Georgia			11-2
F18	a	L	42-64 176th Infantry			11-3
F19	h	W	71-44 Georgia			12-3
F21	a	W	57-53 Mayport Naval Base			13-3
M2	n1	W	63-51 Vanderbilt			14-3
M3	n1	L	55-66 Tulane			14-4

n1-SEC Tournament (Louisville, Ky.)

## 1944-45 (11-6, SEC 9-5)

Home: 6-1, Away: 3-4, Neutral: 2-1

Date	Site	Result	Opponent	TR	OR	Rec
J10	h	W	41-36 Georgia Pre-Flight			1-0
J13	a	L	26-31 Alabama			1-1
J17	a	L	36-52 Georgia Pre-Flight			1-2
J20	h	W	53-39 Auburn			2-2
J22	h	L	58-64 Kentucky			2-3
J27	a	L	26-44 Tennessee			2-4
J29	a	W	47-38 Tulane			3-4
F3	a	L	32-51 Kentucky			3-5
F9	h	W	70-38 Georgia			4-5
F10	h	W	53-49 Tennessee			5-5
F14	h	W	53-45 Alabama			6-5
F17	a	W	74-41 Auburn			7-5
F21	h	W	51-47 Atlanta Naval Air Station (ot)			8-5
F24	a	W	69-42 Georgia			9-5
M1	n1	W	68-49 Georgia			10-5
M2	n1	W	60-43 Mississippi State			11-5
M3	n1	L	37-41 Tennessee			11-6

n1-SEC Tournament (Louisville, Ky.)

## 1945-46 (10-11, SEC 6-7)

Home: 5-5, Away: 5-5, Neutral: 0-1

Date	Site	Result	Opponent	TR	OR	Rec
D20	h	W	52-38 Clemson			1-0
J4	h	W	45-22 Auburn			2-0
J5	a	W	61-46 Clemson			3-0
J8	h	L	37-44 Alabama			3-1
J12	a	L	45-58 Tulane			3-2
J16	a	W	53-26 Auburn			4-2
J18	h	L	39-54 Duke			4-3
J19	a	W	36-30 Alabama			5-3
J21	a	L	43-68 Kentucky			5-4
J26	h	L	27-49 Tennessee			5-5
J28	h	L	26-54 Kentucky			5-6
F1	h	W	64-53 Florida			6-6
F2	h	W	55-45 South Carolina			7-6
F4	h	W	59-52 Tulane			8-6
F6	a	L	40-50 Georgia			8-7
F9	a	W	38-34 Tennessee			9-7
F12	a	L	51-73 Duke			9-8
F15	h	L	43-46 Georgia			9-9
F16	a	L	47-63 South Carolina			9-10
F23	a	W	58-50 Florida			10-10
F28	n1	L	30-36 Georgia			10-11

n1-SEC Tournament (Louisville, Ky.)

# ALL-TIME SCORES

## Roy McArthur

**Georgia Tech, 1933**  
**Record: 57-72 (.442)**  
**1947-1951 (5 seasons)**



### 1946-47 (12-11, SEC 6-6)

**Home: 7-2, Away: 3-8, Neutral: 2-1**

Date	Site	Result	Opponent	TR	OR	Rec
D12	h	W	63-37 Chattanooga			1-0
D14	h	W	51-34 South Carolina			2-0
D19	h	W	55-41 Davidson			3-0
D31	a	W	54-50 Boston College			4-0
J2	a	L	39-48 Detroit			4-1
J4	a	L	52-62 Michigan State			4-2
J11	h	W	58-51 Tulane			5-2
J15	a	W	55-42 Auburn			6-2
J17	h	L	38-42 Alabama			6-3
J20	h	L	47-70 Kentucky			6-4
J25	h	W	48-43 Tennessee			7-4
J29	h	W	65-49 Auburn			8-4
J31	a	L	45-47 Tulane			8-5
F1	a	L	46-64 Alabama			8-6
F4	a	W	51-44 Georgia			9-6
F7	a	L	28-40 Tennessee			9-7
F14	a	L	48-58 North Carolina			9-8
F15	a	L	54-64 Duke			9-9
F19	h	W	70-46 Georgia			10-9
F22	a	L	46-83 Kentucky			10-10
F28	n1	W	65-52 Mississippi State			11-10
F29	n1	W	43-40 Alabama			12-10
M1	n1	L	53-75 Kentucky			12-11

*n1-SEC Tournament (Louisville, Ky.)*

### 1947-48 (12-16, SEC 9-11)

**Home: 4-7, Away: 5-5, Neutral: 3-4**

**SEC Runner-up**

Date	Site	Result	Opponent	TR	OR	Rec
D15	h	L	53-54 Furman			0-1
D19	h	W	63-50 Chattanooga			1-1
D20	h	W	51-48 Virginia			2-1
D29	n1	L	45-54 Texas			2-2
D30	n1	L	42-43 Rice			2-3
D31	n1	L	35-52 Hamline			2-4
J9	a	L	29-54 Tulane			2-5
J10	a	W	52-40 Louisiana State			3-5
J13	a	W	65-64 Furman			4-5
J19	h	L	56-71 Kentucky			4-6
J24	h	L	57-59 Tennessee			4-7
J26	h	L	46-54 Louisiana State			4-8
J30	a	L	31-38 Auburn			4-9
J31	h	L	31-44 Alabama			4-10
F4	a	W	68-58 Georgia			5-10
F6	a	L	46-49 Tennessee			5-11
F9	h	L	55-59 Tulane			5-12
F12	a	W	73-64 Georgia			6-12
F13	h	W	65-42 Florida			7-12
F16	h	L	55-60 Duke			7-13
F18	a	L	58-65 Georgia			7-14
F21	a	L	54-78 Kentucky			7-15
F25	h	W	50-43 Auburn			8-15
F28	a	W	63-55 Florida			9-15
M4	n2	W	46-34 Alabama			10-15
M5	n2	W	60-57 Georgia			11-15
M6	n2	W	50-40 Tulane			12-15
M6	n2	L	43-54 Kentucky			12-16

*n1-All-College Tournament, Oklahoma City, Okla.; n2-SEC Tournament (Louisville, Ky.)*

### 1948-49 (11-13, SEC 7-10)

**Home: 7-5, Away: 4-6, Neutral: 0-2**

Date	Site	Result	Opponent	TR	OR	Rec
D3	a	W	75-45 Birmingham Southern			1-0
D4	a	W	62-42 Howard College			2-0
D11	h	W	81-45 Chattanooga			3-0
D18	h	W	64-49 Furman			4-0
D20	n1	L	60-74 Long Island			4-1
D22	a	L	59-67 LaSalle			4-2
J7	a	L	52-73 Tulane			4-3
J8	a	L	59-65 Louisiana State			4-4
J11	a	L	33-41 Auburn			4-5
J14	h	W	51-38 Alabama			5-5
J17	h	L	45-56 Kentucky			5-6
J22	h	L	56-63 Tennessee			5-7
J26	h	L	60-74 Georgia (ot)			5-8
J29	h	L	49-56 Tulane			5-9
F2	a	W	56-49 Georgia			6-9
F5	h	W	72-71 Tennessee			7-9
F7	h	L	63-72 Louisiana State			7-10

F10	h	W	57-49 Florida			8-10
F12	a	L	42-53 Duke			8-11
F16	h	W	60-58 Georgia			9-11
F19	a	L	32-78 Kentucky			9-12
F23	h	W	66-57 Auburn			10-12
F26	a	W	66-56 Florida			11-12
M3	n2	L	53-55 Louisiana State			11-13

*n1-Madison Square Garden, New York, N.Y.; n2-SEC Tournament (Louisville, Ky.)*

### 1949-50 (14-13, SEC 7-9)

**Home: 9-1, Away: 3-11, Neutral: 2-1**

Date	Site	Result	Opponent	TR	OR	Rec
D3	h	W	84-39 Chattanooga			1-0
D10	h	W	87-56 Furman			2-0
D14	h	W	78-59 Davidson			3-0
D19	a	L	60-84 Bradley			3-1
D20	a	L	45-59 St. Louis			3-2
D22	a	L	68-60 Michigan State			4-2
D29	n1	W	64-57 Wake Forest			5-2
D30	a1	L	34-57 NC State			5-3
D31	n1	W	63-48 West Virginia			6-3
J2	a	W	73-43 Chattanooga			7-3
J6	a	L	52-63 Louisiana State			7-4
J7	a	L	62-64 Tulane			7-5
J10	h	W	65-49 Auburn			8-5
J14	a	L	39-73 Alabama			8-6
J16	h	L	47-61 Kentucky	2/na		8-7
J21	h	W	68-57 Tennessee			9-7
J25	a	L	55-67 Georgia			9-8
J28	h	W	59-55 Tulane			10-8
F1	h	W	56-51 Georgia			11-8
F4	a	L	56-69 Tennessee			11-9
F6	h	W	85-58 Louisiana State			12-9
F10	h	W	69-38 Florida			13-9
F15	a	L	72-73 Georgia (ot)			13-10
F18	a	L	62-97 Kentucky	5/na		13-11
F22	a	W	61-53 Auburn			14-11
F25	a	L	41-59 Florida			14-12
M2	n2	L	56-63 Tennessee			14-13

*n1, a1-Dixie Classic (Reynolds Coliseum, Raleigh, N.C.); n2-SEC Tournament (Louisville, Ky.)*

### 1950-51 (8-19, SEC 7-12)


**Home: 4-6, Away: 3-12, Neutral: 1-1**

Date	Site	Result	Opponent	TR	OR	Rec
D9	h	W	87-50 Furman			1-0
D16	a	L	55-85 Bradley	na/2		1-1
D18	a	L	57-79 Louisville			1-2
D28	a	L	47-61 San Francisco			1-3
D29	a	L	57-82 California			1-4
D30	a	L	45-78 California			1-5
J2	a	L	51-58 Rice			1-6
J5	a	L	49-68 Louisiana State			1-7
J6	a	L	45-49 Tulane			1-8
J9	h	W	56-50 Georgia			2-8
J13	h	L	54-56 Florida			2-9
J20	a	L	66-77 Georgia			2-10
J22	h	L	61-82 Kentucky	2/2		2-11
J26	a	W	55-46 Mississippi State			3-11
J27	a	W	73-59 Mississippi			4-11
J31	h	W	64-44 Auburn			5-11
F3	a	W	71-57 Tennessee			6-11
F7	h	L	53-54 Georgia			6-12
F9	a	L	42-75 Kentucky	1/1		6-13
F10	a	L	47-65 Vanderbilt			6-14
F14	a	L	63-75 Auburn			6-15
F17	h	L	49-59 Alabama			6-16
F19	h	L	67-69 Vanderbilt			6-17
F21	h	W	74-64 Tennessee			7-17
F24	h	L	77-83 Pennsylvania (ot)			7-18
M2	n1	W	63-61 Tulane (ot)			8-18
M2	n1	L	56-82 Kentucky	1/1		8-19

*n1-SEC Tournament (Louisville, Ky.)*

## John "Whack" Hyder

**Georgia Tech, 1937**  
**Record: 292-271 (.519)**  
**1952-1973 (22 seasons)**



### 1951-52 (7-15, SEC 5-13)

**Home: 3-7, Away: 2-6, Neutral: 2-2**

Date	Site	Result	Opponent	TR	OR	Rec
D8	13	L	58-90 U.S. Marines			exh
D15	a	W	66-64 South Carolina			1-0
D28	n1	L	63-78 South Carolina			1-1
D29	n1	W	79-62 Auburn			2-1
D29	n1	W	78-60 Davidson			3-1
J5	h	L	58-73 Tulane			3-2
J9	h	W	56-54 Auburn			3-3
J12	a	L	60-66 Alabama			4-3
J14	h	L	64-94 Mississippi			4-4
J21	h	L	51-96 Kentucky	3/3		4-5
J26	a	L	56-69 Tennessee			4-6
J28	h	L	58-67 South Carolina			4-7
J30	h	W	66-64 Mississippi State			5-7
F2	a	L	67-92 Vanderbilt			5-8
F4	h	L	51-73 Louisiana State			5-9
F6	a	L	64-72 Georgia			5-10
F9	a	L	42-93 Kentucky	1/1		5-11
F13	a	W	58-50 Auburn			6-11
F16	a	L	73-80 Florida			6-12
F18	h	L	58-83 Vanderbilt			6-13
F20	h	L	81-83 Tennessee			6-14
F23	h	W	79-73 Georgia			7-14
F28	n2	L	59-80 Kentucky	1/1		7-15

*n1-Carolina Invitational (Charlotte Coliseum, Charlotte, N.C.); n2-SEC Tournament (Louisville, Ky.)*

### 1952-53 (5-17, SEC 4-9)

**Home: 4-4, Away: 0-12, Neutral: 1-1**

Date	Site	Result	Opponent	TR	OR	Rec
D10	a	L	61-71 Auburn			0-1
D12	h	L	61-66 South Carolina			0-2
D19	a1	L	57-60 Alabama			0-3
D29	n1	L	60-68 Florida			0-4
D30	n1	W	71-54 Georgia			1-4
J2	a	L	58-64 Tampa			1-5
J3	a	L	60-82 Miami			1-6
J6	a	L	57-70 Georgia			1-7
J10	a	L	60-72 Vanderbilt			1-8
J12	h	W	69-67 Alabama			2-8
J14	h	W	79-61 Auburn			3-8
J17	a	L	67-89 Tennessee			3-9
J24	h	L	66-70 South Carolina (ot)			3-10
J26	h	W	85-79 Vanderbilt			4-10
J31	a	L	93-111 Furman			4-11
F4	h	W	78-73 Georgia			5-11
F7	a	L	63-78 Mississippi			5-12
F9	a	L	62-66 Mississippi State			5-13
F14	h	L	65-76 Florida			5-14
F16	h	L	79-82 Tennessee			5-15
F21	a	L	52-76 Louisiana State	6/8		5-16
F23	a	L	55-70 Tulane			5-17

*a1-Birmingham, Ala.; n1-Gator Bowl Tournament (Jacksonville, Fla.)*

### 1953-54 (2-22, SEC 0-14)

**Home: 2-7, Away: 0-11, Neutral: 0-4**

Date	Site	Result	Opponent	TR	OR	Rec
D5	a	L	45-50 South Carolina			0-1
D12	a1	L	56-83 Auburn			0-2
D28	n1	L	64-66 Georgia			0-3
D29	n1	L	80-101 Ga. Teachers College			0-4
D30	n1	L	59-63 Florida			0-5
J9	a	L	53-105 Kentucky	1/1		0-6
J11	h	L	55-63 Vanderbilt			0-7
J14	h	L	74-75 Mississippi State			0-8
J16	h	L	71-80 Mississippi			0-9
J20	a	L	56-80 Auburn			0-10
J23	a	L	65-84 Vanderbilt	19/NR		0-11
J25	a	L	66-77 Murray State			0-12
J30	h	L	61-68 Tennessee			0-13
F2	n2	L	48-99 Kentucky	1/1		0-14
F6	a	L	61-82 Alabama			0-15
F8	h	L	53-59 Auburn			0-16
F11	a	L	67-114 Furman			0-17
F13	h	L	54-89 Louisiana State	17/12</		



# ALL-TIME SCORES

## 1954-55 (12-13, SEC 7-7)

Home: 6-5, Away: 5-6, Neutral: 1-2

Date	Site	Result	Opponent	TR	OR	Rec
D18	h	W	74-57 Sewanee			1-0
D20	h	L	67-69 South Carolina			1-1
D28	n1	W	72-69 Idaho State (ot)			2-1
D30	n1	L	56-70 Canisius			2-2
J1	n1	L	62-68 Georgetown			2-3
J6	h	L	66-67 Sewanee			2-4
J8	a	W	59-58 Kentucky	1/1		3-4
J10	h	L	69-71 Vanderbilt			3-5
J13	a	L	95-111 Furman			3-6
J15	a	L	66-81 Mississippi			3-7
J17	a	W	90-71 Mississippi State			4-7
J22	a	L	63-83 Vanderbilt			4-8
J24	a	L	66-70 Georgia			4-9
J26	a	W	73-70 Auburn			5-9
J29	a	L	58-79 Tennessee			5-10
J31	h	W	65-59 Kentucky	1/1		6-10
F5	h	L	72-76 Alabama	13/nr		6-11
F7	h	W	75-67 Auburn			7-11
F12	a	W	79-72 Louisiana State (ot)			8-11
F14	a	L	48-64 Tulane			8-12
F17	h	W	75-54 Georgia			9-12
F19	a	W	87-84 South Carolina (ot)			10-12
F21	h	W	83-77 Tennessee	18/nr		11-12
F26	h	L	66-67 Georgia (2ot)			11-13
F28	h	W	88-68 Florida			12-13

n1-Queen City Tournament (Buffalo, N.Y.)

## 1955-56 (12-11, SEC 6-8)

Home: 6-2, Away: 4-7, Neutral: 2-2

Date	Site	Result	Opponent	TR	OR	Rec
D9	n1	L	76-88 North Carolina			0-1
D10	a	L	66-87 Duke			0-2
D17	h	W	75-62 Georgia			1-2
D29	n2	W	65-56 Westminster			2-2
D31	n2	W	86-82 Canisius			3-2
J2	n2	L	67-92 Xavier, Ohio			3-3
J7	a	L	51-104 Kentucky	6/6		3-4
J9	h	L	59-72 Vanderbilt	4/nr		3-5
J14	h	W	87-59 Mississippi State			4-5
J16	h	W	79-58 Mississippi			5-5
J18	a	W	85-75 Furman			6-5
J21	a	L	64-67 Vanderbilt	5/6		6-6
J28	h	W	73-72 Tennessee			7-6
J30	h	L	62-84 Kentucky	3/4		7-7
F4	a	L	60-93 Alabama	12/17		7-8
F7	a	L	74-77 Auburn (ot)			7-9
F11	h	W	79-77 Tulane			8-9
F13	h	W	97-74 Louisiana State			9-9
F16	a	W	72-68 Georgia (ot)			10-9
F18	a	W	79-74 South Carolina			11-9
F20	a	L	74-76 Tennessee			11-10
F25	a	W	81-72 Georgia			12-10
F27	a	L	48-66 Florida			12-11

n1-Charlotte Coliseum, Charlotte, N.C.; n2-Queen City Tournament (Buffalo, N.Y.)

## GEORGIA TECH BEGINS PLAYING HOME GAMES AT ALEXANDER MEMORIAL COLISEUM

## 1956-57 (18-8, SEC 9-5)

Home: 10-4, Away: 6-3, Neutral: 2-1

Date	Site	Result	Opponent	TR	OR	Rec
N30	h	L	61-71 Duke			0-1
D4	h	W	67-64 Murray State			1-1
D6	h	W	93-74 Furman			2-1
D15	h	W	76-69 Texas A&M			3-1
D18	h	W	80-58 Georgia			4-1
D20	h	L	83-90 South Carolina			4-2
D27	n1	L	78-102 Marquette#			4-3
D28	n1	W	75-72 Idaho State#	20/nr		5-3
D29	n1	W	79-66 Texas Tech#			6-3
J3	h	W	95-54 Howard College			7-3
J5	a	L	72-95 Kentucky	3/3		7-4
J7	h	L	73-81 Vanderbilt	9/11		7-5
J12	a	W	80-77 Mississippi State			8-5
J14	a	W	82-78 Mississippi			9-5
J19	a	L	74-93 Vanderbilt	10/10		9-6
J22	a	W	81-74 Auburn			10-6
J26	a	W	84-77 Tennessee			11-6
J28	h	L	65-76 Kentucky	5/3		11-7
F2	h	W	92-67 Alabama			12-7
F4	h	W	76-67 Auburn (ot)			13-7
F9	a	L	67-73 Tulane			13-8
F11	a	W	87-60 Louisiana State			14-8
F14	a	W	67-65 Georgia			15-8
F19	h	W	87-85 Tennessee			16-8
F23	h	W	74-60 Georgia			17-8
F25	h	W	64-57 Florida			18-8

n1-All-College Tournament (Oklahoma City, Okla.)

## 1957-58 (15-11, SEC 7-7)

Home: 12-4, Away: 1-7, Neutral: 2-0

Date	Site	Result	Opponent	TR	OR	Rec
D3	h	W	74-52 Davidson			1-0
D5	h	W	73-62 Alabama			2-0
D7	a	L	64-70 South Carolina			2-1
D14	h	L	64-67 Texas Tech (ot)			2-2
D16	h	W	61-59 Baylor			3-2
D19	h	L	68-69 Georgia (ot)			3-3
D20	h	L	59-70 Virginia Tech			3-4
D27	n1	W	67-58 Marquette			4-4
D28	n1	W	70-66 Detroit			5-4
J2	h	W	74-64 Furman			6-4
J4	a	L	60-76 Kentucky	10/15		6-5
J11	h	W	78-61 Mississippi State	5/11		7-5
J13	h	W	76-67 Mississippi			8-5
J18	h	W	81-60 Vanderbilt			9-5
J20	h	W	72-59 Georgia			10-5
J22	h	L	72-80 Auburn			10-6
J25	h	W	82-79 Tennessee	16/18		11-6
J27	h	W	71-52 Kentucky	9/12		12-6
F1	a	L	72-74 Alabama (2 ot)			12-7
F3	a	L	78-99 Auburn			12-8
F8	h	W	69-53 Tulane	19/nr		13-8
F10	h	W	88-61 Louisiana State	19/nr		14-8
F18	a	L	65-84 Tennessee	20/nr		14-9
F22	a	L	59-62 Georgia			14-10
F24	a	W	62-61 Florida (ot)			15-10
M1	a	L	59-60 Vanderbilt			15-11

n1-Motor City Classic (Detroit, Mich.)

## 1958-59 (17-9, SEC 9-5)

Home: 10-4, Away: 7-5, Neutral: 0-0

Date	Site	Result	Opponent	TR	OR	Rec
D1	h	L	64-72 Georgia Teachers College			0-1
D4	h	W	65-56 Baylor			1-1
D6	a	L	57-71 Louisville			1-2
D11	h	W	73-66 Georgia			2-2
D13	a	W	82-77 Furman			3-2
D20	h	W	92-62 South Carolina			4-2
D22	h	W	110-78 Wyoming			5-2
D27	a	L	79-90 St. Louis	16/nr		5-3
D30	a	W	89-76 Alabama			6-3
J3	a	L	62-72 Kentucky	1/1		6-4
J7	a	W	66-62 Georgia			7-4
J10	a	L	67-75 Mississippi State	12/15		7-5
J12	a	W	89-70 Mississippi			8-5
J17	h	W	80-61 Vanderbilt	nr/19		9-5
J21	a	L	55-66 Auburn	5/6		9-6
J24	h	L	71-84 Tennessee			9-7
J26	h	L	70-94 Kentucky	1/1		9-8
J31	h	W	66-53 Alabama			10-8
F3	h	L	40-51 Auburn	4/7		10-9
F7	a	W	77-67 Tulane			11-9
F9	a	W	64-63 Louisiana State			12-9
F14	h	W	71-65 Oklahoma City (3ot)	14/19		13-9
F17	h	W	59-49 Tennessee			14-9
F21	h	W	82-62 Georgia			15-9
F23	h	W	76-72 Florida			16-9
F28	a	W	71-67 Vanderbilt			17-9

## 1959-60 (22-6, SEC 11-3)

Home: 13-1, Away: 8-4, Neutral: 1-1

Date	Site	Result	Opponent	TR	OR	Rec
D1	a	W	59-49 Duke			1-0
D3	h	W	91-63 Furman			2-0
D5	h	W	68-56 Louisville			3-0
D8	h	W	69-53 Alabama	na/15		4-0
D10	a	W	70-64 South Carolina	na/15	na/16	5-0
D19	h	W	80-53 NC State	na/12	na/16	6-0
D21	a	L	71-80 Southern Methodist	na/12		6-1
D22	a	W	63-60 Texas Tech	8/8		7-1
D31	a	W	83-65 Georgia	10/17		8-1
J2	a	W	62-54 Kentucky	10/17	13/14	9-1
J9	h	W	82-60 Mississippi State	6/8		10-1
J11	h	W	91-66 Mississippi	6/8		11-1
J13	h	W	80-64 Georgia	6/6		12-1
J16	h	W	74-66 Vanderbilt (ot)	6/6		13-1
J19	h	L	59-66 Auburn	6/6		13-2
J23	h	W	74-69 Tennessee	6/6		14-2
J25	h	W	65-44 Kentucky	6/6	16/15	15-2
J30	a	L	60-48 Alabama	6/6		16-2
F2	a	L	45-48 Auburn	6/6		16-3
F6	h	W	74-55 Tulane	6/6		17-3
F8	h	W	76-56 Louisiana State	6/6		18-3
F13	h	W	66-53 Georgia Southern	6/8		19-3
F16	a	L	56-57 Tennessee	6/8		19-4
F20	a	W	69-68 Georgia	6/8		20-4
F22	a	W	69-55 Florida (ot)	6/8		21-4

F27	a	L	57-62 Vanderbilt	6/8		21-5
M11	n1	W	57-54 Ohio University	13/8		22-5
M12	n1	L	69-86 Ohio State	13/8	3/3	22-6

n1-NCAA Midwest Regional (Freedom Hall, Louisville, Ky)

## 1960-61 (13-13, SEC 6-8)

Home: 9-3, Away: 3-8, Neutral: 1-2

Date	Site	Result	Opponent	TR	OR	Rec
D1	h	W	74-56 Georgia			1-0
D3	h	W	80-54 Furman			2-0
D9	h	W	67-64 Southern Methodist	na/12		3-0
D12	a1	L	65-74 Louisville	na/12		3-1
D13	n1	L	62-67 Utah State	15/12		3-2
D17	a	L	76-82 NC State	15/12	10/nr	3-3
D19	h	L	48-61 Duke	15/12	7/12	3-4
D29	n2	W	54-51 Georgia			4-4
D30	n2	L	60-63 Navy			4-5
J3	h	W	85-65 South Carolina			5-5
J7	a	L	79-89 Kentucky			5-6
J11	a	W	89-80 Georgia (ot)			6-6
J14	a	L	67-69 Mississippi			6-7
J16	a	L	61-62 Mississippi State (ot)			6-8
J21	h	L	56-69 Vanderbilt			6-9
J24	a	W	48-43 Auburn (ot)			7-9
J28	a	L	60-65 Tennessee			7-10
J30	h	W	62-60 Kentucky			8-10
F4	h	W	57-49 Alabama			9-10
F7	h	L	36-38 Auburn			9-11
F11	a	L	50-63 Louisiana State			9-12
F13	a	W	81-79 Tulane			10-12
F21	h	W	60-59 Tennessee			11-12
F25	h	W	83-71 Georgia			12-12
F27	h	W	52-50 Florida			13-12
M4	a	L	59-79 Vanderbilt		nr/18	13-13

n1 & a1-Bluegrass Invitational (Freedom Hall, Louisville, Ky); n2-Gator Bowl Tournament (Jacksonville, Fla.)

## 1961-62 (10-16, SEC 4-10)

Home: 8-7, Away: 2-8, Neutral: 0-1

Date	Site	Result	Opponent	TR	OR	Rec
D1	a	L	55-67 Southern Methodist			0-1
D2	a	L	80-84 Rice			0-2
D6	h	W	72-56 William & Mary			1-2
D9	h	L	67-70 Georgia			1-3
D20	h	W	57-44 Baylor			2-3
D21	h	W	58-57 Missouri			3-3
D29	a1	W	72-65 Furman			4-3
D30	n1	L	42-72 Arkansas			4-4
J2	h	L	62-64 Navy (ot)			4-5
J6	a	L	70-89 Kentucky	3/5		4-6
J11	h	W	68-62 Georgia			5-6
J13	h	L	55-60 Mississippi			5-7
J15	h	L	56-57 Mississippi State	7/1		

# ALL-TIME SCORES

F16	h	L	73-78	Louisville.....	10/9.....	18-4
F19	a	W	72-60	Tennessee.....	nr/10.....	19-4
F23	h	W	66-58	Georgia (ot).....	nr/10.....	20-4
F25	h	W	89-69	Florida.....	nr/10.....	21-4
M2	a	L	74-75	Vanderbilt.....	10/12.....	21-5

*n1-Gator Bowl Tournament (Jacksonville, Fla.)*

## 1963-64 (17-9, SEC 9-5)

Home: 14-0, Away: 2-8, Neutral: 1-1

### SEC Runner-up

Date	Site	Result	Opponent.....	TR.....	OR.....	Rec
D2	h	W	73-65	Georgia.....		1-0
D4	h	W	92-69	Furman.....		2-0
D16	a	L	79-84	Rice (ot).....		2-1
D17	a	L	75-97	Southern Methodist.....		2-2
D21	h	W	96-71	Georgetown.....		3-2
D27	n1	W	84-83	Marquette.....		4-2
D28	n1	L	84-104	Wisconsin.....		4-3
D31	h	W	88-73	Navy.....		5-3
J4	h	W	76-67	Kentucky.....	1/1.....	6-3
J8	h	W	87-73	South Carolina.....		7-3
J11	h	W	69-54	Mississippi.....		8-3
J13	h	W	59-45	Mississippi State.....		9-3
J18	a	L	59-68	Louisville.....		9-4
J21	h	W	71-55	Georgia.....		10-4
J25	a	L	62-79	Kentucky.....	5/4.....	10-5
J27	a	L	63-83	Tennessee.....		10-6
F1	a	W	93-81	Alabama.....		11-6
F3	a	W	62-57	Auburn.....		12-6
F7	h	W	51-49	Louisiana State.....		13-6
F8	h	W	92-68	Tulane.....		14-6
F12	h	W	75-71	Vanderbilt (ot).....	7/7.....	15-6
F15	h	W	77-73	Florida State (ot).....		16-6
F18	h	W	47-45	Tennessee.....	nr/17.....	17-6
F22	a	L	68-81	Georgia.....		17-7
F24	a	L	73-92	Florida.....		17-8
F29	a	L	89-103	Vanderbilt.....	nr/13.....	17-9

*n1-Milwaukee Classic, Milwaukee, Wis.*

## GEORGIA TECH LEAVES SOUTHEASTERN CONFERENCE

## 1964-65 (14-11)

Home: 10-3, Away: 4-6, Neutral: 0-2

Date	Site	Result	Opponent.....	TR.....	OR.....	Rec
D1	h	L	52-60	Auburn.....		0-1
D3	h	W	83-75	Southern Methodist.....		1-1
D5	h	W	71-56	Rice.....		2-1
D7	h	L	52-66	Tennessee.....		2-2
D9	a	W	83-65	Mississippi State.....		3-2
D19	a	L	66-79	Georgia.....		3-3
D21	h	W	91-73	William & Mary.....		4-3
D29	n1	L	71-77	Louisville.....		4-4
D30	n1	L	90-95	Texas Tech.....		4-5
J2	a	L	68-73	Ohio State.....		4-6
J6	h	W	84-71	Sewanee.....		5-6
J9	a	W	96-85	Furman.....		6-6
J12	h	L	78-97	Wake Forest.....		6-7
J16	a	W	66-63	Louisville.....		7-7
J18	h	W	82-71	VMI.....		8-7
J20	a	L	65-72	Florida State.....		8-8
J23	a	L	48-55	Tennessee.....	nr/13.....	8-9
J25	h	W	75-73	Mississippi State.....		9-9
J29	h	W	93-83	Arkansas.....		10-9
F3	h	W	93-78	Clemson.....		11-9
F5	h	L	69-82	Phillips Oilers.....	exh.....	
F9	h	W	73-62	Georgia.....		12-9
F13	a	L	68-97	NC State.....	nr/18.....	12-10
F15	h	W	77-76	Florida State.....		13-10
F20	a	L	66-91	Georgia.....		13-11
F26	a	W	59-54	Auburn.....		14-11

*n1-Sugar Bowl Tournament, New Orleans, La.*

## 1965-66 (13-13)

Home: 10-4, Away: 2-8, Neutral: 1-1

Date	Site	Result	Opponent.....	TR.....	OR.....	Rec
D1	h	W	112-87	Texas Christian.....		0-1
D4	a	L	73-83	Southern Methodist.....		1-1
D6	a	W	96-87	Rice.....		2-1
D9	h	L	65-76	Georgia.....		2-2
D18	h	L	74-79	Auburn.....		2-3
D20	h	L	69-93	NC State.....	nr/19.....	2-4
D22	h	W	92-73	William & Mary.....		3-4
D27	n1	L	48-54	Louisville.....		3-5
D28	n1	W	83-40	Boston University.....		4-5
J4	h	W	89-77	Pittsburgh.....		5-5
J6	h	W	87-72	Clemson.....		6-5
J8	a	L	80-96	Wake Forest.....		6-6
J15	h	W	86-73	VMI.....		7-6
J19	h	W	89-56	Georgia.....		8-6
J22	a	L	48-83	Tennessee.....	nr/20.....	8-7
J28	h	W	88-75	Arkansas.....		9-7
J31	a	L	66-71	Florida State.....		9-8

F5	a	W	75-61	Notre Dame.....		10-8
F8	h	W	110-68	Furman.....		11-8
F12	a	L	93-102	NC State.....		11-9
F14	h	W	95-88	Florida State.....		12-9
F17	h	W	99-85	Tulane.....		13-9
F19	a	L	73-90	Auburn.....		13-10
F22	a	L	90-106	Clemson.....		13-11
F26	a	L	61-67	Georgia.....		13-12
F28	h	L	47-58	Tennessee.....		13-13

*n1-Hurricane Classic, Miami, Fla.*

## 1966-67 (17-9)

Home: 12-2, Away: 4-6, Neutral: 1-1

Date	Site	Result	Opponent.....	TR.....	OR.....	Rec
D1	h	W	87-70	Southern Methodist.....		1-0
D3	h	W	87-61	Rice.....		2-0
D7	a	L	87-89	Georgia.....		2-1
D19	h	W	93-75	Brown.....		3-1
D21	h	W	78-76	Auburn (ot).....		4-1
D28	n1	W	101-70	Michigan.....		5-1
D29	a	L	72-91	UCLA.....	1/1.....	5-2
D30	n1	L	71-83	Illinois.....		5-3
J5	h	L	55-76	Clemson.....		5-4
J7	h	L	91-99	Tulane.....		5-5
J10	a	L	68-69	Furman (ot).....		5-6
J14	h	W	102-85	NC State.....		6-6
J16	h	W	84-73	Ohio State.....		7-6
J21	h	W	79-53	Georgia.....		8-6
J24	a	W	88-77	Clemson.....		9-6
J28	a	W	75-68	Florida State.....		10-6
J30	h	W	91-57	Mercer.....		11-6
F1	a	L	48-59	Tennessee.....	nr/13.....	11-7
F4	h	W	102-87	Notre Dame.....		12-7
F6	a	W	81-71	Jacksonville.....		13-7
F11	h	W	82-80	North Carolina.....	2/2.....	14-7
F15	a	W	87-79	Georgia.....		15-7
F18	a	L	71-74	Tulane.....		15-8
F22	a	L	61-65	NC State.....		15-9
F25	h	W	102-84	Florida State.....		16-9
F27	h	W	90-84	Miami, Fla.....		17-9

*n1, a1-Bruin Classic (Pauley Pavilion, Los Angeles, Calif.)*

## 1967-68 (12-13)

Home: 9-4, Away: 3-6, Neutral: 0-3

Date	Site	Result	Opponent.....	TR.....	OR.....	Rec
D2	a	W	84-70	Rice.....		1-0
D4	a	W	77-74	Southern Methodist.....		2-0
D7	h	W	86-78	Georgia.....		3-0
D16	h	L	52-63	Auburn.....		3-1
D21	h	W	70-67	Texas Christian.....		4-1
D28	n1	L	54-65	Illinois.....		4-2
D30	n1	L	71-96	Loyola-Chicago.....		4-3
J2	h	L	78-79	Yale.....		4-4
J6	h	W	100-81	Tulane.....		5-4
J8	a	L	53-63	Jacksonville.....		5-5
J17	h	W	68-61	Furman.....		6-5
J20	h	L	57-73	Florida State.....		6-6
J22	a	L	55-66	Ohio State.....		6-7
J27	n2	L	54-82	North Carolina.....	3/3.....	6-8
J30	h	W	90-70	VMI.....		7-8
F1	h	W	99-64	Clemson.....		8-8
F7	a	L	75-79	West Virginia.....		8-9
F10	h	W	97-67	Wofford.....		9-9
F12	h	W	97-77	Jacksonville.....		10-9
F15	a	L	76-89	Georgia.....		10-10
F17	h	W	60-55	Army.....		11-10
F20	h	L	69-71	Tennessee (2ot).....	nr/11.....	11-11
F24	a	L	67-72	Florida State.....		11-12
F28	a	W	80-51	Clemson.....		12-12
M2	a	L	77-88	Tulane.....		12-13

*n1-Chicago Classic (Chicago, Ill.); n2-Charlotte (N.C.) Coliseum*

## 1968-69 (12-13)

Home: 8-4, Away: 3-8, Neutral: 1-1

Date	Site	Result	Opponent.....	TR.....	OR.....	Rec
N30	a	L	72-76	Clemson.....		0-1
D3	h	W	87-59	Southern Methodist.....		1-1
D5	a	L	74-84	Georgia.....		1-2
D17	a	L	59-72	Tennessee.....		1-3
D20	a1	L	71-75	UTEP.....		1-4
D21	n1	L	57-59	Oklahoma City.....		1-5
J2	h	W	98-77	Tampa.....		2-5
J6	h	L	62-71	Jacksonville.....		2-6
J8	h	W	72-66	Clemson.....		3-6
J14	h	L	70-101	North Carolina.....	2/2.....	3-7
J18	a	W	67-59	Mercer.....		4-7
J20	h	L	66-73	Ohio State.....	13/nr.....	4-8
J23	h	W	75-56	Rice.....		5-8

J25	h	W	85-59	Hawaii.....		6-8
J28	a	W	72-63	Furman.....		7-8
J30	a	L	52-71	Notre Dame.....	nr/16.....	7-9
F5	n2	W	87-74	VMI.....		8-9
F8	a	L	67-73	Jacksonville.....		8-10
F10	h	W	88-67	Air Force.....		9-10
F13	h	W	73-66	Georgia.....		10-10
F15	h	W	90-79	Tulane.....		11-10
F18	a	W	84-76	Florida State.....		12-10
F22	h	L	80-98	Florida State.....		12-11
F24	a	L	85-87	Auburn.....		12-12
M1	a	L	77-80	Tulane.....		12-13

*n1, a1-Sun Bowl Tournament (El Paso, Texas); n2 - Salem, Va.*

## 1969-70 (17-10)

Home: 10-2, Away: 4-6, Neutral: 3-2

Date	Site	Result	Opponent.....	TR.....	OR.....	Rec
D1	h	W	72-49	Virginia.....		1-0
D3	h	W	92-80	Georgia.....		2-0
D6	h	W	68-54	Oklahoma City.....		3-0
D9	a	W	87-57	Rice.....		4-0
D10	a	L	66-77	Southern Methodist.....		4-1
D22	h	W	97-76	Samford.....		5-1
D27	a1	L	90-121	UCLA.....	2/2.....	5-2
D29	n1	L	65-87	Indiana.....		5-3
J5	h	W	100-71	Southern Illinois.....		6-3
J7	h	W	96-84	Clemson.....		7-3
J10	h	W	78-72	Tulane.....		8-3
J15	h	W	88-61	Furman.....		9-3
J17	h	W	86-74	Auburn.....		10-3
J19	a	L	78-88	Clemson.....		10-4
J24	h	L	83-89	Florida State.....	18/nr.....	10-5
J26	a	L	71-74	Ohio State.....		10-6
J31	a	W	51-48	Air Force.....		11-6
F4	a	L	69-74	Georgia.....		11-7
F9	a	W	92-62	Pittsburgh.....		12-7
F13	n2	W	89-77	NC State.....	5/6.....	13-7
F14	n2	W	104-95	North Carolina.....	10/8.....	14-7
F17	h	W	101-62	Georgia State.....		15-7
F21	a	L	80-97	Florida State.....	8/11.....	15-8
F23	a	W	86-76	Tulane.....		16-8
F26	h	L	81-86	Jacksonville.....	6/6.....	16-9
M13	n3	W	78-68	Duquesne.....		17-9
M16	n3	L	55-56	St. John's.....		17-10

*n1, a1-Bruin Classic (Pauley Pavilion, Los Angeles, Calif.); n2-North-South Doubleheader (Charlotte Coliseum, Charlotte, N.C.); n3-National Invitation Tournament (Madison Square Garden, New York, N.Y.)*

## 1970-71 (23-9)

Home: 11-2, Away: 7-4, Neutral: 5-3

### NIT Runner-up

# ALL-TIME SCORES

## 1971-72 (6-20)

Home: 6-5, Away: 0-11, Neutral: 0-4

Date	Site	Result	Opponent	TR	OR	Rec
D1	h	L	55-63 Ohio State	4/4		0-1
D11	h	L	62-76 Auburn			0-2
D18	a	L	70-93 SMU			0-3
D20	h	W	83-71 William & Mary			1-3
D22	h	W	108-91 Furman			2-3
D29	n1	L	66-91 Davidson			2-4
D30	n1	L	64-91 Rutgers			2-5
J5	h	L	57-66 Clemson			2-6
J8	h	L	85-90 Alabama			2-7
J12	a	L	74-87 Rice			2-8
J17	h	W	82-62 Notre Dame			3-8
J20	h	W	94-78 Tulane			4-8
J22	h	L	69-71 Florida State			4-9
J25	a	L	68-99 Alabama			4-10
J29	a	L	70-83 Clemson			4-11
F2	h	W	82-78 Georgia			5-11
F5	a	L	53-75 Air Force			5-12
F7	a	L	65-93 Kansas			5-13
F11	n2	L	70-87 NC State			5-14
F12	n2	L	73-118 North Carolina	3/3		5-15
F15	a	L	77-91 Auburn			5-16
F19	a	L	50-108 Florida State	14/11		5-17
F23	a	L	66-87 North Carolina	5/3		5-18
F26	h	W	80-74 Randolph-Macon			6-18
F28	a	L	74-78 Tulane			6-19
M2	h	W	88-87 Athletes In Action			exh
M7	a	L	78-93 Georgia			6-20

n1-Charlotte Invitational (Charlotte Coliseum, Charlotte, N.C.); n2-North-South Doubleheader (Charlotte Coliseum, Charlotte, N.C.)

## 1972-73 (7-18)

Home: 6-7, Away: 1-8, Neutral: 0-3

Date	Site	Result	Opponent	TR	OR	Rec
N25	h	W	90-83 Auburn			1-0
N28	a	L	77-86 Clemson			1-1
D11	a	L	73-89 Alabama			1-2
D16	a	L	69-78 Florida			1-3
D18	a	L	60-63 William & Mary			1-4
D22	h	L	68-69 Tulane			1-5
D29	a1	L	55-90 Maryland	2/4		1-6
D30	n1	L	87-102 Bowling Green			1-7
J6	h	W	85-82 Hawaii (ot)			2-7
J8	h	W	69-65 Rice			3-7
J15	h	L	79-85 Ohio State			3-8
J22	h	L	83-89 Alabama	11/16		3-9
J27	h	W	88-86 Duke			4-9
J31	a	L	78-87 Georgia			4-10
F3	h	L	57-74 Clemson			4-11
F5	h	L	85-87 Florida (ot)			4-12
F9	n2	L	72-107 North Carolina	6/6		4-13
F10	n2	L	94-118 NC State	2/2		4-14
F17	h	L	70-81 Stetson			4-15
F19	h	W	81-66 UNC Charlotte			5-15
F26	a	L	69-79 Auburn			5-16
F28	h	L	82-102 Oklahoma City			5-17
M2	a	W	87-83 Tulane			6-17
M6	h	W	77-67 Georgia			7-17
M10	a	L	73-77 Georgia State			7-18

n1, a1-Maryland Invitational (Cole Field House, College Park, Md.); n2-North-South Doubleheader (Charlotte Coliseum, Charlotte, N.C.)

## Dwane Morrison

South Carolina, 1954

Record: 91-122 (427)

1974-1981 (8 seasons)



## 1973-74 (5-21)

Home: 4-10, Away: 1-7, Neutral: 0-4

Date	Site	Result	Opponent	TR	OR	Rec
N30	h	L	64-88 Alabama	18/na		0-1
D13	h	L	86-88 Auburn			0-2
D15	a	L	61-63 Clemson			0-3
D18	h	L	77-85 Mississippi State			0-4
D27	n1	L	80-108 Baylor			0-5
D28	n1	L	95-101 Yale			0-6
J2	h	L	68-70 Florida			0-7
J4	h	W	73-69 Wisconsin-LaCrosse			1-7
J7	a	L	71-89 Ohio State			1-8
J10	h	W	70-62 St. Bernard			2-8
J12	h	W	82-76 Newberry			3-8
J16	h	L	66-75 Georgia			3-9
J19	a	L	90-96 Tulane			3-10
J23	a	L	74-79 Alabama	9/10		3-11
J28	h	L	85-102 Mercer			3-12
J31	h	L	86-98 Southern Mississippi			3-13

F2	h	W	73-61 Georgia State			4-13
F8	n2	L	54-98 NC State	2/2		4-14
F9	n2	L	70-108 North Carolina	4/4		4-15
F13	h	L	73-82 South Carolina	14/14		4-16
F16	a	L	60-70 Duke			4-17
F20	h	L	70-71 Tulane			4-18
F23	a	L	71-94 Oklahoma City			4-19
F27	a	L	70-92 Auburn			4-20
M2	h	L	58-71 Clemson			4-21
M7	a	W	97-95 Georgia (ot)			5-21

n1-Old Dominion Invitational (The Scope, Norfolk, Va.); n2-North-South Doubleheader (Charlotte Coliseum, Charlotte, N.C.)

## 1974-75 (11-15)

Home: 8-5, Away: 2-8, Neutral: 1-2

Date	Site	Result	Opponent	TR	OR	Rec
N29	a	L	67-86 Georgia			0-1
D9	a	L	76-91 Alabama	11/na		0-2
D13	h	W	80-74 Georgia State			1-2
D17	a	L	86-94 Southern Mississippi			1-3
D19	a	W	64-61 Mississippi State			2-3
D23	a	L	67-75 Ohio State			2-4
D27	a1	L	67-105 Maryland	5/7		2-5
D28	n1	W	70-61 St. Bonaventure (ot)			3-5
J2	a	L	69-90 Florida			3-6
J4	a	W	70-68 Mercer			4-6
J10	h	W	73-72 Boston University			5-6
J15	h	L	75-87 Auburn			5-7
J17	h	W	75-74 Wofford			6-7
J22	h	L	80-97 Alabama	6/6		6-8
J24	h	W	89-84 Presbyterian (ot)			7-8
J28	h	L	73-80 Pan American			7-9
J31	h	W	91-80 Mercer			8-9
F3	h	W	78-75 Samford (ot)			9-9
F7	n2	L	66-101 NC State	6/6		9-10
F8	n2	L	81-111 North Carolina	12/11		9-11
F11	h	W	89-82 College of Charleston			10-11
F19	h	L	69-85 Clemson	16/nr		10-12
F22	a	L	86-107 Duke			10-13
F24	h	W	74-69 Tulane			11-13
M1	a	L	47-58 South Carolina			11-14
M5	h	L	73-77 Georgia			11-15

n1, a1-Maryland Invitational (Cole Field House, College Park, Md.); n2-North-South Doubleheader (Charlotte Coliseum, Charlotte, N.C.)

## GEORGIA TECH ENTERS METRO CONFERENCE

### 1975-76 (13-14, Metro 0-1)

Home: 9-4, Away: 0-6, Neutral: 4-4

Date	Site	Result	Opponent	TR	OR	Rec
N28	h	W	59-57 Georgia			1-0
D8	a	L	53-68 VMI			1-1
D10	a	L	65-93 Maryland	2/3		1-2
D16	h	W	85-60 Davidson			2-2
D19	a1	L	64-66 Kentucky	20/nr		2-3
D20	n1	L	70-85 Arizona State	19/18		2-4
D29	a2	W	98-81 Furman			3-4
D30	n2	L	87-94 Rutgers	14/16		3-5
J3	n3	W	72-68 Davidson			4-5
J6	a	L	63-69 Georgia			4-6
J9	h	L	71-91 Duke			4-7
J13	h	W	79-54 East Tennessee State			5-7
J17	a	L	58-59 Tulane			5-8
J21	h	L	62-69 Georgia State			5-9
J24	h	W	71-61 Newberry			6-9
J26	h	L	44-55 Marquette	3/2		6-10
J29	h	W	87-61 Presbyterian			7-10
F2	h	W	66-56 VMI			8-10
F6	n4	L	74-79 North Carolina	4/3		8-11
F7	n4	W	78-67 NC State	10/10		9-11
F11	a	L	51-72 Auburn			9-12
F19	h	W	65-60 Southern Mississippi			10-12
F21	h	W	58-56 The Citadel			11-12
F23	h	L	55-63 South Carolina			11-13
F28	h	W	91-52 College of Charleston			12-13
M4	n5	W	74-68 Tulane			13-13
M5	n5	L	60-71 Cincinnati	13/18		13-14

n1, a1-Kentucky Invitational (Memorial Coliseum, Lexington, Ky.); n2, a2-Poinsettia Tournament (Greenville, S.C.); n3-Charlotte Coliseum, Charlotte, N.C.; n4-North-South Doubleheader (Charlotte Coliseum, Charlotte, N.C.); n5-Metro Tournament (Freedom Hall, Louisville, Ky.)

### 1976-77 (18-10, Metro 3-3)

Home: 12-1, Away: 3-5, Neutral: 3-4

Date	Site	Result	Opponent	TR	OR	Rec
N26	a	W	64-43 Georgia			1-0
D10	n1	L	72-88 Idaho State			1-1
D11	n1	W	80-79 Columbia			2-1
D13	h	W	74-72 St. Francis, Pa.			3-1
D15	h	W	59-44 Davidson			4-1

D18	h	W	62-54 East Tennessee State			5-1
D22	a	L	57-64 Tulane			5-2
J3	a	L	45-63 Marquette	12/14		5-3
J5	h	W	97-76 College of Charleston			6-3
J8	a	L	69-98 Clemson	16/15		6-4
J10	h	W	74-54 Georgia State			7-4
J14	h	W	71-59 St. Louis			8-4
J17	h	W	89-82 Memphis State	18/nr		9-4
J22	a	W	63-59 The Citadel			10-4
J27	h	L	51-60 Georgia			10-5
J29	h	W	89-62 Tulane			11-5
J31	h	W	81-37 Wofford			12-5
F4	n2	L	74-97 North Carolina	13/12		12-6
F5	n2	L	71-81 NC State			12-7
F9	h	W	82-63 Presbyterian			13-7
F12	a	L	73-84 Cincinnati	12/11		13-8
F15	h	W	90-64 The Citadel			14-8
F19	a	W	47-45 South Carolina			15-8
F21	h	W	63-57 UNC-Wilmington			16-8
F25	a	L	80-91 Louisville	10/10		16-9
M3	n3	W	72-67 Florida State			17-9
M4	n3	W	56-55 Louisville	10/9		18-9
M5	n3	L	61-74 Cincinnati	14/20		18-10

n1-Marshall Invitational (Huntington, W.Va.); n2-North-South Doubleheader (Charlotte Coliseum, Charlotte, N.C.); n3-Metro Tournament (Mid-South Coliseum, Memphis, Tenn.)

## 1977-78 (15-12, Metro 6-6)

Home: 10-3, Away: 2-8, Neutral: 3-1

Date	Site	Result	Opponent	TR	OR	Rec
N25	h	W	75-58 Georgia			1-0
N28	h	W	7			



# ALL-TIME SCORES

## GEORGIA TECH ENTERS ATLANTIC COAST CONFERENCE (1979-PRESENT)

(members - Clemson, Duke, Georgia Tech, Maryland, North Carolina, NC State, Virginia, Wake Forest)

### 1979-80 (8-18, ACC 1-13/8th)

Home: 7-7, Away: 0-9, Neutral: 1-2

Date	Site	Result	Opponent	TR	OR	Rec
D1	a	L	37-55 Virginia		13/13	0-1
D12	h	W	68-53 Presbyterian			1-1
D15	a	L	59-66 Georgia			1-2
D17	h	W	84-64 Wofford			2-2
D19	a	L	60-70 Maryland			2-3
D21	n1	W	83-59 Alabama			3-3
D22	n1	L	62-67 Virginia Tech			3-4
D29	h	L	62-73 NC State			3-5
J3	h	L	74-83 Maryland			3-6
J5	h	L	48-56 Clemson			3-7
J7	a	L	42-55 Duke	1/1		3-8
J9	h	W	70-60 Western Carolina			4-8
J12	h	L	49-64 Troy State			4-9
J14	a1	L	53-54 North Carolina	15/15		4-10
J19	a2	L	37-40 Boston College			4-11
J21	h	L	49-56 Duke	5/5		4-12
J26	h	L	59-67 Wake Forest			4-13
J31	a	L	52-76 Clemson	16/17		4-14
F2	h	W	70-69 Seton Hall			5-14
F6	a	L	40-60 NC State			5-15
F9	h	W	62-61 Virginia	18/nr		6-15
F11	h	L	50-60 North Carolina	11/11		6-16
F16	a	L	48-49 Wake Forest			6-17
F18	h	W	40-38 Georgia			7-17
F21	h	W	67-52 West Virginia Tech			8-17
F28	n2	L	49-51 Maryland (ot)	7/7		8-18

*n1-Roanoke Times & World-News Holiday Classic (Roanoke, Va.) Civic Center; a1-Greensboro (N.C.) Coliseum; a2-Boston Garden, Boston, Mass.; n2-ACC Tournament (Greensboro [N.C.] Coliseum)*

### 1980-81 (4-23, ACC 0-14/8th)

Home: 4-12, Away: 0-8, Neutral: 0-3

Date	Site	Result	Opponent	TR	OR	Rec
N28	h	L	77-88 Western Carolina			0-1
D1	h	W	87-59 Flagler			1-1
D2	h	W	45-42 University of the South			2-1
D6	h	L	38-55 Georgia			2-2
D17	h	W	64-61 Presbyterian			3-2
D20	h	L	44-49 Wofford			3-3
D23	h	L	55-66 Maryland	9/9		3-4
D26	n1	L	45-53 Purdue			3-5
D27	n1	L	41-64 Jacksonville			3-6
D30	a	L	51-65 Georgia			3-7
J3	a	L	61-87 Wake Forest	8/8		3-8
J7	h1	L	54-65 Clemson	20/20		3-9
J10	a	L	68-93 NC State			3-10
J12	h	W	77-70 Newberry			4-10
J17	h	L	48-85 Virginia	2/2		4-11
J21	a	L	48-72 Clemson	19/nr		4-12
J24	a	L	60-100 North Carolina	17/18		4-13
J28	h	L	55-70 NC State			4-14
J31	a	L	64-72 Maryland	14/13		4-15
F4	h	L	68-82 Duke			4-16
F7	h	L	56-86 Wake Forest	8/8		4-17
F11	h	L	50-54 Troy State			4-18
F14	h	L	51-74 Baptist			4-19
F16	a	L	42-83 Virginia	1/1		4-20
F21	a	L	56-83 Duke			4-21
F25	h	L	51-76 North Carolina	11/10		4-22
M5	n2	L	47-76 Virginia	4/4		4-23

*h1-The Omni, Atlanta, Ga.; n1-Gator Bowl Tournament (Jacksonville, Fla.); n2-ACC Tournament (Capital Centre, Landover, Md.)*

## Bobby Cremins



South Carolina, 1970

Record: 354-237 (.599)

1982-2000 (19 seasons)

### 1981-82 (10-16, ACC 3-11/8th)

Home: 8-5, Away: 2-7, Neutral: 0-4

Date	Site	Result	Opponent	TR	OR	Rec
N30	h	W	82-66 Presbyterian			1-0
D2	h	W	92-56 University of the South			2-0
D4	a	L	61-62 Georgia			2-1
D16	h	W	89-60 West Chester State			3-1
D18	n2	L	44-73 UTEP			3-2
D19	n2	L	57-59 Oklahoma State			3-3
D23	a	W	45-43 Maryland			4-3
D28	n1	L	42-53 Georgia			4-4
J2	h	L	56-74 Wake Forest	nr/20		4-5
J6	h	L	57-62 Clemson			4-6
J9	h	L	49-55 NC State	15/15		4-7
J13	h	W	79-71 Flagler			5-7
J16	a	L	60-79 Virginia	3/2		5-8
J20	a	L	49-55 Clemson			5-9
J23	h1	L	54-66 North Carolina	1/1		5-10
J26	a	L	40-49 NC State	17/17		5-11
J30	h	W	64-63 Maryland			6-11
F3	a	L	46-47 Duke			6-12
F6	a1	L	38-53 Wake Forest	13/16		6-13
F10	h	W	79-54 Francis Marion			7-13
F13	a	W	55-40 Georgia Southern			8-13
F15	h	L	52-56 Virginia	1/1		8-14
F20	h	W	87-78 Duke			9-14
F24	a	L	54-77 North Carolina	2/2		9-15
F27	h	W	74-73 Georgia State			10-15
M4	n3	L	39-55 North Carolina	1/1		10-16

*h1, n1-The Omni, Atlanta, Ga.; n2-Sun Bowl Tournament (El Paso, Texas); a1-Greensboro (N.C.) Coliseum; n3-ACC Tournament (Greensboro [N.C.] Coliseum)*

### 1982-83 (13-15, ACC 4-10/6th)

Home: 12-3, Away: 0-9, Neutral: 1-3

Date	Site	Result	Opponent	TR	OR	Rec
N29	h	W	116-72 Wofford			1-0
D2	h	W	76-54 St. Francis, N.Y.			2-0
D4	n1	L	67-82 Georgia			2-1
D13	h	W	85-41 University of the South			3-1
D15	h	W	90-85 Alabama A&M			4-1
D18	a	L	73-101 Oklahoma			4-2
J4	n2	L	57-81 Iona			4-3
J8	a1	L	53-60 Wake Forest			4-4
J11	h	W	71-66 Clemson			5-4
J13	h	W	106-78 South Carolina State			6-4
J15	a	L	61-81 NC State	19/19		6-5
J17	h1	L	52-66 Virginia	2/2		6-6
J19	h	W	64-60 Georgia State			7-6
J24	a	L	56-58 Clemson			7-7
J26	h	W	88-76 Francis Marion			8-7
J29	a1	L	65-72 North Carolina	3/3		8-8
F2	h	L	64-74 NC State			8-9
F5	a	L	68-77 Maryland			8-10
F9	h	W	67-66 Duke			9-10
F12	h	W	70-69 Wake Forest			10-10
F14	a	L	69-92 Virginia	3/2		10-11
F16	a	L	53-61 South Carolina			10-12
F21	h	W	83-72 Appalachian State			11-12
F23	h	W	70-60 Maryland			12-12
F26	a	L	81-106 Duke			12-13
M2	h1	L	73-85 North Carolina	8/10		12-14
M11	n3	W	64-58 Maryland			13-14
M12	n3	L	67-96 Virginia	2/2		13-15

*h1, n1-The Omni, Atlanta, Ga.; n2-Brendan Byrne Arena, East Rutherford, N.J.; n3-ACC Tournament (The Omni, Atlanta, Ga.); a1-Greensboro (N.C.) Coliseum*

### 1983-84 (18-11, ACC 6-8/T-5th)

Home: 13-2, Away: 1-7, Neutral: 4-2

#### National Invitation Tournament

Date	Site	Result	Opponent	TR	OR	Rec
N21	h	W	91-88 Marathon Oil			exh
N28	h	W	95-75 Alabama A&M			1-0
D2	n1	L	62-64 Georgia	13/na		1-1
D12	h	W	95-52 Flagler			2-1
D16	n2	W	67-56 Pepperdine			3-1
D17	n2	W	73-71 Central Michigan			4-1
D28	n3	W	66-49 Nebraska			5-1
D29	n3	W	57-54 Alabama			6-1
J4	h	W	78-61 Appalachian State			7-1
J7	h	W	68-66 Wake Forest	8/9		8-1
J9	h	W	90-65 South Carolina State			9-1

J11	a	L	69-79 Clemson			9-2
J15	h	W	56-47 NC State			10-2
J16	h	W	75-57 Augusta			11-2
J19	h	W	78-44 Wofford			12-2
J23	h	W	72-71 Virginia (3ot)			13-2
J26	h	W	59-52 Clemson			14-2
J28	a	L	61-73 North Carolina		1/1	14-3
J30	h	L	68-69 Duke			14-4
F2	a	L	74-78 Wake Forest (ot)	18/nr	15/15	14-5
F4	h	W	71-70 Maryland (2ot)	18/nr	10/9	15-5
F7	a	L	59-91 Virginia	18/nr		15-6
F12	a	L	67-68 NC State	18/nr		15-7
F16	h	W	68-50 South Carolina			16-7
F20	h	W	70-61 Maryland-Eastern Shore			17-7
F23	a	L	74-79 Maryland			17-8
F25	a	W	58-56 Duke		14/19	18-8
F29	h1	L	56-69 North Carolina		1/1	18-9
M9	n4	L	63-67 Duke		16/nr	18-10
M10	a1	L	74-77 Virginia Tech			18-11

*n1, h1-The Omni, Atlanta, Ga.; n2-Casaba Club Classic (A.G. Spanos Center, Stockton, Calif.); n3-Cotton States Classic (The Omni, Atlanta, Ga.); n4-ACC Tournament (Greensboro [N.C.] Coliseum); a1-National Invitation Tournament (Cassell Coliseum, Blacksburg, Va.)*

### 1984-85 (27-8, ACC 9-5/T-1st)

Home: 13-2, Away: 5-4, Neutral: 9-2

#### ACC Champions • NCAA East Finalist

Date	Site	Result	Opponent	TR	OR	Rec
N17	h	W	104-89 Marathon Oil (ot)			exh
N24	h	W	79-66 Baptist		18/nr	1-0
N27	h	W	74-58 Tennessee-Chattanooga		18/nr	2-0
N30	h	W	96-78 Tennessee Tech		18/nr	3-0
D11	n1	L	59-60 Georgia	12/14		3-1
D15	a	W	66-64 NC State	12/14	9/8	4-1
D18	h	W	81-43 North Carolina A&T	13/13		5-1
D21	h	W	84-53 Augusta	13/13		6-1
D26	n2	W	72-52 Arkansas	10/13	11/12	7-1
D27	n2	W	65-58 Washington	10/13	11/12	8-1
D28	n2	W	70-69 Maryland	10/13	nr/20	9-1
J3	h	W	93-40 Maryland-Eastern Shore		8/7	10-1
J5	a	L	54-68 Wake Forest		8/7	10-2
J8	h	L	81-90 Clemson		9/10	10-3
J14	a	W	86-68 UNC Charlotte		9/10	11-3
J17	h	W	96-66 Monmouth, N.J.		17/15	12-3
J21	h	W	49-46 Virginia		17/15	13-3
J23	a	W	64-59 Clemson		16/17	14-3
J27	a	W	66-62 North Carolina	16/17	8/9	15-3
J30	h	L	53-61 NC State	8/9		15-4
F2	a	W	72-60 Maryland	8/9	17/17	16-4
F6	h	W	81-71 Duke		10/7	17-4
F10	h	W	94-75 Wake Forest	10/7		18-4
F16	a	L	55-62 Virginia	6/5		18-5
F19	h	W	48-43 Maryland	8/9	nr/19	19-5
F23	a	L	62-67 Duke	8/9	6/5	19-6
F27	h1	W	67-62 North Carolina	10/13	8/11	20-6
M2	h	W	64-54 St. Louis	10/13		21-6
M3	a	L	80-87 Oklahoma	10/13	6/6	21-7
M8	n3	W	55-48 Virginia	9/11		22-7
M9	n3	W	75-64 Duke	9/11	7/9	23-7
M10	n3	W	57-54 North Carolina	9/11	6/7	24-7
M15	n4	W	65-58 Mercer	6/6		25-7
M17	n4	W	70-53 Syracuse	6/6	15/15	26-7
M21	n5	W	61-53 Illinois	6/6	12/10	27-7
M23	n5	L	54-60 Georgetown	6/6	1/1	27-8

*h1, n1-The Omni, Atlanta, Ga.; n2-Rainbow Classic (Blaisdell Center, Honolulu HI.); n3-ACC Tournament (The Omni); n4-NCAA East First & Second Rounds (The Omni); n5-NCAA East Regional (Providence, R.I., Civic Center)*

### 1985-86 (27-7, ACC 11-3/2nd)

Home: 10-2, Away: 7-2, Neutral: 10-3

#### ACC Tournament Finalist

#### NCAA Southeast Regional Semifinalist

Date	Site	Result	Opponent	TR	OR	Rec
N11	h	W	81-75 Australian National			exh
N25	h	W	119-60 USC-Aiken	2/na		1-0
N30	n2	L	44-49 Michigan	2/na	3/na	1-1
D2	a	W	62-55 St. Louis	2/na		2-1
D4	a	W	94-74 Tennessee-Chattanooga	5/4		3-1

# ALL-TIME SCORES

F4	h1	L	77-78	North Carolina (ot)	2/2	1/1	17-3
F6	h	W	87-76	UNC Charlotte	2/2		18-3
F9	a	L	59-75	Duke	2/2T	4/2T	18-4
F15	h	W	62-55	Virginia	5/5		19-4
F19	a	W	59-49	Wake Forest	5/5		20-4
F22	a	W	77-70	Maryland	5/5		21-4
F27	h1	W	69-57	NC State	4/3	18/18	22-4
M1	h1	L	57-59	Illinois	4/3		22-5
M2	h	W	74-63	Clemson	4/3		23-5
M7	n6	W	79-61	Clemson	6/6		24-5
M8	n6	W	64-62	Maryland	6/6		25-5
M9	n6	L	67-68	Duke	6/6	1/1	25-6
M13	n7	W	68-53	Marist	6/6		26-6
M15	n7	W	66-61	Villanova	6/6		27-6
M20	n8	L	64-70	Louisiana State	6/6		27-7

*h1, n1-The Omni; n2-Hall of Fame Tip-Off Classic (Springfield, Mass., Civic Center); n3-Gator Bowl Tournament (Jacksonville, Fla.); n4-Cotton States Classic (The Omni); n5-Madison Square Garden, New York, N.Y.; n6-ACC Tournament (Greensboro, N.C., Coliseum); n7-NCAA Southeast First & Second Rounds (Assembly Center, Baton Rouge, La.); n8-NCAA Southeast Regional (The Omni)*

## 1986-87 (16-13, ACC 7-7/5th)

**Home: 7-2, Away: 4-8, Neutral: 5-3**

### NCAA Tournament

Date	Site	Result	Opponent	TR	OR	Rec
N12	h	L	78-96	Soviet National		exh
N28	n2	W	67-65	Stanford		1-0
N29	a1	L	62-67	Richmond (ot)		1-1
D1	h	W	84-57	Pennsylvania		2-1
D3	n1	W	72-66	Georgia	15/nr	3-1
D14	a	L	49-52	Louisiana State	16/nr	3-2
D20	n3	W	65-62	Boston College (ot)	16/nr	4-2
D21	n3	W	63-54	Southern Methodist	16/nr	5-2
D27	n4	W	79-61	Rutgers	18/nr	6-2
D29	n4	L	53-62	St. John's	18/nr	15/16
J3	a	W	65-59	Wake Forest (ot)	18/nr	7-3
J10	a	L	62-63	NC State	18/20	7-4
J12	a	W	81-64	Old Dominion		8-4
J14	h	W	83-67	North Carolina A&T		9-4
J20	h	L	66-67	Clemson	10/12	9-5
J22	h1	L	58-61	Virginia		9-6
J24	a	L	55-92	North Carolina	2/1	9-7
J29	h	W	75-66	Duke	13/11	10-7
F1	h	W	76-72	Maryland		11-7
F3	h	W	98-74	Georgia State		12-7
F7	h	W	83-69	Wake Forest		13-7
F10	a	W	78-74	Maryland		14-7
F14	h	W	87-76	NC State		15-7
F18	a	L	58-60	Virginia		15-8
F21	a	W	79-72	Duke	17/18	16-8
F22	a	L	67-84	DePaul	4/5	16-9
F25	a	L	77-88	Clemson	13/12	16-10
M1	h1	L	76-92	North Carolina	2/3	16-11
M6	n5	L	54-55	Virginia		16-12
M13	n6	L	79-85	Louisiana State		16-13

*h1, n1-The Omni; n2, a1-Central Fidelity Classic (Robins Center, Richmond, Va.); n3-Suntory Ball (Aoyama College, Tokyo, Japan); n4-ECAC Holiday Festival (Madison Square Garden, New York, N.Y.); n5-ACC Tournament (Capital Centre, Landover, Md.); n6-NCAA Midwest First Round (Rosemont Horizon, Chicago, Ill.)*

## 1987-88 (22-10, ACC 8-6/4th)

**Home: 13-3, Away: 5-5, Neutral: 4-2**

### NCAA Tournament

Date	Site	Result	Opponent	TR	OR	Rec
N5	h	L	78-87	Soviet National		exh
N20	h1	W	114-71	Alcorn State		1-0
N24	a1	L	69-80	Florida		1-1
D1	h	W	79-71	Jackson State		2-1
D5	n1	W	78-77	Georgia		3-1
D12	h	W	108-74	Augusta		4-1
D16	h2	W	87-70	Louisiana State		5-1
D19	a	W	79-55	Pennsylvania		6-1
D22	h	L	67-73	Richmond	nr/20	6-2
D29	n2	W	90-59	William & Mary		7-2
D30	n2	W	83-72	Auburn		8-2
J2	h	W	86-57	George Washington		9-2
J6	a	W	62-61	Louisville		10-2
J10	h	W	78-66	Wake Forest		11-2
J12	h	W	111-82	Georgia State		12-2
J16	h	L	74-76	NC State		12-3
J19	h	W	84-72	North Carolina A&T		13-3
J23	a	L	55-58	Virginia		13-4
J26	h	W	85-76	Clemson		14-4
J30	a	L	71-73	North Carolina	3/3	14-5
F3	a	L	65-78	Duke	4/5	14-6
F6	h	W	71-70	DePaul		15-6
F8	a	W	96-83	Maryland		16-6
F13	a	W	78-75	Wake Forest		17-6
F17	h	W	104-82	Maryland		18-6
F20	a	W	87-84	NC State	14/14	19-6
F25	h	W	76-71	Virginia	20/16	20-6
F28	h	W	91-87	Duke	20/16	5/5
M2	h2	L	80-97	North Carolina	13/15	6/6

M5	a	L	94-97	Clemson (2ot)	13/15	21-8
M11	n3	L	67-84	Maryland	18/18	21-9
M18	n4	W	90-78	Iowa State		22-9
M20	n4	L	55-59	Richmond		22-10

*h1-Preseason NIT (Alexander Memorial Coliseum); n2, n1-The Omni; a1-Preseason NIT (O'Connell Center, Gainesville, Fla.); n2-Cotton States Classic (The Omni); n3-ACC Tournament (Greensboro, N.C., Coliseum); n4-NCAA East First & Second Rounds (Hartford (Conn.) Civic Center)*

## 1988-89 (20-12, ACC 8-6/5th)

**Home: 13-2, Away: 4-6, Neutral: 3-4**

### NCAA Tournament

Date	Site	Result	Opponent	TR	OR	Rec
N13	h	W	77-74	Yugoslavian National		exh
N25	h	W	97-63	UNC-Asheville	14/na	1-0
N28	h	W	95-65	Coastal Carolina	14/na	2-0
D3	a	W	94-64	George Washington	12/12	3-0
D10	h	W	101-66	Baptist	12/12	4-0
D17	n1	L	69-80	Georgia	11/11	4-1
D20	a	W	62-50	Richmond	16/16	5-1
D28	n2	W	87-78	Houston	17/17	6-1
D29	n2	L	75-80	Illinois	17/17	4/4
D30	n2	W	72-69	Purdue	17/17	7-2
J4	h	W	92-69	East Carolina	19/16	8-2
J7	a	W	84-75	Wake Forest	19/16	9-2
J10	h	W	121-86	Georgia State	19/16	10-2
J14	a	L	68-82	NC State	19/16	15/17
J15	h	L	65-67	Louisville	19/16	9/9
J18	h	W	88-63	Alcorn State	nr/20	11-4
J22	a	L	92-102	Illinois (2ot)	nr/20	11-5
J25	h	W	75-74	Clemson	nr/19	12-5
J28	a	L	85-92	North Carolina	nr/19	7/6
F2	h	W	81-76	Duke	19/19	12/10
F4	h	W	87-74	Maryland		14-6
F6	a	L	71-78	Virginia		14-7
F8	n3	W	78-69	Iona	20/20	15-7
F11	h	W	75-70	Wake Forest		16-7
F14	a	W	67-66	Maryland		17-7
F18	h	L	69-71	NC State	19/18	17-8
F20	a	L	66-91	Duke	11/12	17-9
F22	h	W	73-65	Virginia		18-9
F25	h	W	90-80	Notre Dame		19-9
M1	h	W	76-74	North Carolina	5/5	20-9
M4	a	L	79-81	Clemson (ot)		20-10
M10	n4	L	62-77	North Carolina	9/8	20-11
M17	n5	L	70-76	Texas		20-12

*n1-The Omni; n2-Rainbow Classic (Blaisdell Center, Honolulu, Hawaii); n3-Madison Square Garden, New York, N.Y.; n4-ACC Tournament (The Omni); n5-NCAA Midwest First Round (Reunion Arena, Dallas, Texas)*

## 1989-90 (28-7, ACC 8-6/T-3rd)

**Home: 11-2, Away: 5-4, Neutral: 12-1**

### ACC Champions • NCAA Final Four

Date	Site	Result	Opponent	TR	OR	Rec
N15	h	W	103-88	Soviet National		exh
N24	h	W	108-83	Georgia State	21/19	1-0
N28	h	W	87-74	Richmond	21/19	2-0
D4	n1	W	93-92	Pittsburgh	21/19	18/nr
D11	h	W	101-87	North Carolina A&T	18/18	4-0
D16	n2	W	92-89	Georgia	15/16	5-0
D19	h	W	109-82	Coastal Carolina	14/13	6-0
D27	n3	W	98-76	Morehead State	14/13	7-0
D28	n3	W	111-92	Pittsburgh	14/13	8-0
J2	h	W	86-77	Marist	12/12	9-0
J6	a	W	91-79	Wake Forest	12/12	10-0
J11	h	L	91-96	Duke	9/9	10/11
J13	h	W	92-85	NC State	9/9	17/nr
J16	h	W	59-57	Temple	11/11	12-1
J21	a	L	79-81	Virginia (ot)	11/11	12-2
J25	a	L	90-91	Clemson	13/11	12-3
J28	a	L	86-88	Duke	13/11	8/7
F1	h	W	102-75	North Carolina	17/15	25/18
F3	a	W	90-84	Maryland	17/15	14-4
F7	h	W	79-70	Wake Forest	16/15	15-4
F10	a	W	94-84	Louisville	16/15	15/14
F13	h	W	80-78	Maryland	13/11	17-4
F15	n4	W	83-78	Fordham	13/11	18-4
F17	a	W	95-92	NC State (2ot)	13/11	19-4
F22	h	L	71-73	Virginia	8/6	19-5
F24	a	W	88-80	Notre Dame (ot)	8/6	20-5
F28	a	L	79-81	North Carolina	11/11	20-6
M3	h	W	85-69	Clemson	11/11	20
M9	n5	W	76-67	NC State	14/13	22-6
M10	n5	W	83-72	Duke	14/13	12
M11	n5	W	70-61	Virginia	14/13	24-6
M15	n6	W	99-83	East Tennessee State	9/7	19/nr
M17	n6	W	94-91	Louisiana State	9/7	19/nr
M23	n7	W	81-80	Michigan State (ot)	9/7	4/4
M25	n7	W	93-91	Minnesota	9/7	20/nr
M31	n8	L	81-90	Nevada-Las Vegas	9/7	2/2

*n1-ACC-Big East Challenge (Hartford (Conn.) Civic Center); n2-The Omni; n3-*

*Kuppenheimer Classic (The Omni); n4-Madison Square Garden, New York, N.Y.; n5-ACC Tournament (Charlotte [N.C.] Coliseum); n6-NCAA Southeast First & Second Rounds (Thompson-Boling Arena, Knoxville, Tenn.); n7-NCAA Southeast Regional (Louisiana Superdome, New Orleans, La.); n8-NCAA National Semifinal (McNichols Arena, Denver, Colo.)*

## 1990-91 (17-13, ACC 6-8/T-5th)

**Home: 9-3, Away: 2-7, Neutral: 6-3**

### NCAA Tournament

Date	Site	Result	Opponent	TR	OR	Rec
N15	h	W	99-92	Soviet National (ot)		exh
N24	h	W	100-63	Augusta	14/14	1-0
N27	h	W	87-65	Morgan State	14/14	2-0
D1	a	L	71-73	Richmond	14/14	2-1
D5	n1	L	72-73	St. John's (ot)	20/20	17/18
D8	h	W	92-72	Fordham	20/20	3-2
D15	a	L	67-69	Temple	23/21	3-3
D19	n2	W	112-105	Georgia (3ot)		17/13
D22	n3	W	135-94	Loyola Marymount		5-3
D27	n4	W	95-83	Tulane		6-3
D28	n4	W	99-87	Villanova		7-3
J2	h	W	84-77	Howard	24/nr	8-3
J6	h	W	101-91	Wake Forest	24/nr	9-3
J9	a	L	57-98	Duke	24/21	14/11
J13	a	L	83-90	NC State	24/21	9-5
J19	h	W	78-51	Virginia		14/15
J24	h	W	89-68	Clemson	nr/25	11-5
J27	a	W	88-86	North Carolina	nr/25	7/8
J30	h	L	75-77	Duke	23/22	7/7
F1	h	W	80-65	Maryland	23/22	13-6
F3	h	L	73-79	NC State	23/22	13-7
F9	a	L	74-86	Wake Forest		13-8
F13	a	L	93-96	Maryland		13-9
F17	n5	W	62-56	Arizona		6/6
F19	a	W	73-60	Virginia		20/19
F24	h	W	82-69	Louisville		16-9
F28	h	L	74-91	North Carolina	nr/21	4/4
M2	a	L	62-69	Clemson	nr/21	16-11
M8	n6	L	68-82	NC State		16-12
M1						

# ALL-TIME SCORES

## 1992-93 (19-11, ACC 8-8/6th)

Home: 9-5, Away: 6-5, Neutral: 4-1

### ACC Champions • NCAA Tournament

Date	Site	Result	Opponent	TR	OR	Rec
N17	h W	111-102	Athletes in Action	14/15		exh
N24	h W	115-80	Akrides-Haarlem	14/15		exh
D1	h W	112-83	Florida A&M	13/15		1-0
D5	a L	87-96	Kentucky	13/15	5/5	1-1
D12	h W	102-79	Georgia State	13/15		2-1
D16	n1 W	75-67	Georgia	17/16		3-1
D19	h2 W	87-85	Louisville	17/16	21/22	4-1
D22	a W	81-74	Tennessee-Chattanooga	16/15		5-1
D29	h W	105-85	Youngstown State	14/13		6-1
J2	h W	78-52	VMU	14/13		7-1
J5	a W	85-75	Maryland	10/11		8-1
J10	h W	80-79	Duke	10/11	1/1	9-1
J13	a L	67-80	North Carolina	8/8	3/4	9-2
J16	h L	67-84	College of Charleston	8/8		9-3
J21	h L	58-81	Wake Forest	16/16		9-4
J23	a W	75-71	Virginia	16/16	7/10	10-4
J27	h W	85-74	NC State	18/17		11-4
J31	a L	77-96	Florida State	18/17	19/20	11-5
F4	h L	80-83	Clemson	22/22		11-6
F6	h W	93-79	Maryland	22/22		12-6
F10	a L	63-73	Duke	nr/24	3/3	12-7
F14	h L	66-77	North Carolina	nr/24	6/6	12-8
F17	a W	65-60	Richmond			13-8
F20	a W	69-58	Wake Forest		10/11	14-8
F23	h W	73-61	Virginia		22/22	15-8
F28	a L	60-68	NC State			15-9
M4	h L	82-83	Florida State		11/11	15-10
M7	a W	66-59	Clemson			16-10
M12	n3 W	69-66	Duke		8/8	17-10
M13	n3 W	69-61	Clemson			18-10
M14	n3 W	77-75	North Carolina		1/1	19-10
M19	n4 L	78-93	Southern		18/20	19-11

n1-The Omni; h2-Kuppenheimer Classic (Georgia Dome, Atlanta, Ga.); n3-ACC Tournament (Charlotte [N.C.] Coliseum); n4-NCAA West First Round (McKale Center, Tucson, Ariz.)

## 1993-94 (16-13, ACC 7-9/6th)

Home: 11-3, Away: 2-7, Neutral: 3-3

### National Invitation Tournament

Date	Site	Result	Opponent	TR	OR	Rec
N16	h W	124-110	USA Verich Reps	14/15		exh
N22	h W	88-68	Lithuanian National	13/15		exh
N26	n1 L	70-80	Michigan	13/15	5/5	0-1
N30	h W	93-77	North Carolina A&T	16/17		1-1
D2	h W	77-55	Western Carolina	16/17		2-1
D4	h W	95-65	Georgia State	16/17		3-1
D11	h W	86-69	Mercer	17/17		4-1
D15	n2 W	72-69	Georgia	14/14		5-1
D18	h3 W	86-77	Vanderbilt (ot)	14/14	24/24	6-1
D20	h W	79-62	Mount St. Mary's	14/15		7-1
D27	n4 W	57-51	Temple	15/15	4/4	8-1
D29	n4 W	71-69	St. John's	15/15		9-1
J4	h L	88-91	Maryland	12/13		9-2
J8	a L	71-88	Duke	12/13	3/3	9-3
J12	h W	89-69	North Carolina	17/18	1/1	10-3
J15	a L	68-88	Louisville	17/18	15/15	10-4
J19	a L	63-67	Wake Forest	17/17		10-5
J23	h W	74-70	Virginia	17/17		11-5
J26	a L	78-84	NC State	21/19		11-6
J29	h L	73-74	Florida State	21/19		11-7
F2	a L	69-88	Clemson			11-8
F5	a W	83-71	Maryland		21/21	12-8
F8	h L	63-66	Duke		2/2	12-9
F12	a W	96-89	North Carolina		1/1	13-9
F19	h W	71-69	Wake Forest		25/nr	14-9
F22	a L	72-73	Virginia (ot)		23/nr	14-10
F26	h W	81-69	NC State		23/nr	15-10
M2	a L	68-71	Florida State			15-11
M5	h W	90-79	Clemson			16-11
M11	n5 L	49-75	Wake Forest			16-12
M16	a1 L	68-76	Siena			16-13

n1-Hall of Fame Tip-Off Classic Holiday Festival (Springfield [Mass.] Civic Center); n2-The Omni; h3-Kuppenheimer Classic (Georgia Dome, Atlanta, Ga.); n4-ECAC Holiday Festival (Madison Square Garden, New York, N.Y.); n5-ACC Tournament (Greensboro [N.C.] Coliseum); a1-National Invitation Tournament (Knickerbocker Arena, Albany, N.Y.)

## 1994-95 (18-12, ACC 8-8/5th)

Home: 14-3, Away: 2-6, Neutral: 2-3

Date	Site	Result	Opponent	TR	OR	Rec
N16	h W	100-61	Croatian National	23/22		exh
N26	h W	112-56	Florida A&M			1-0
N28	h W	90-78	Coastal Carolina	20/19		2-0
D1	h W	89-63	Western Carolina	20/19		3-0
D3	h W	100-74	East Carolina	20/19		4-0
D10	h W	112-84	Lafayette	17/15		5-0
D14	n1 W	86-78	Georgia	14/13		6-0
D17	h2 L	72-77	Louisville	14/13		6-1
D19	h W	94-73	Furman	18/19		7-1
D28	n3 L	66-69	Cincinnati	17/16	20/18	7-2

D29	n3 W	89-85	Oklahoma	17/16		8-2
D30	n3 L	69-76	Duke	17/16	7/7	8-3
J4	a L	67-80	Maryland	24/20	7/11	8-4
J7	h W	75-68	Duke	24/20	11/9	9-4
J11	a L	75-86	North Carolina	22/17	4/2	9-5
J17	h W	67-65	Wake Forest	22/18	15/16	10-5
J19	h W	87-68	UNC-Wilmington	22/18		11-5
J22	a L	85-88	Virginia (2ot)	22/18	18/19	11-6
J25	h W	75-71	NC State	21/21		12-6
J29	a W	81-68	Florida State	21/21		13-6
F1	h W	80-50	Clemson	21/20		14-6
F4	h W	100-91	Maryland	21/20	5/8	15-6
F9	a L	70-77	Duke	18/15		15-7
F12	h L	81-85	North Carolina	18/15	1/1	15-8
F15	h W	85-81	North Carolina A&T	20/18		16-8
F18	a L	62-73	Wake Forest	20/17	14/14	16-9
F22	h L	60-83	Virginia	24/22	14/14	16-10
F25	a W	72-68	NC State	24/22		17-10
M2	h W	69-67	Florida State			18-10
M4	a L	63-65	Clemson		11/13	18-11
M10	n4 L	67-77	Virginia			18-12

n1-The Omni; h2-Kuppenheimer Classic (Georgia Dome, Atlanta, Ga.); n3-Rainbow Classic (Special Events Center, Honolulu, Hawaii); n4-ACC Tournament (Greensboro [N.C.] Coliseum)

## 1995-96 (24-12, ACC 13-3/1st)

Home: 11-1, Away: 6-5, Neutral: 7-6

### ACC Regular Season Champions

#### NCAA Southeast Semifinalist

Date	Site	Result	Opponent	TR	OR	Rec	
N2	h1 L	88-91	Marathon (ot)			exh	
N15	h2 W	87-67	Manhattan			1-0	
N17	h2 W	83-72	Oklahoma			2-0	
N22	n1 L	72-94	Georgetown	25/20	4/4	2-1	
N24	n1 W	77-61	Michigan	25/20	17/16	3-1	
N27	h3 W	87-76	Campbell	20/20		4-1	
D2	a W	89-65	Appalachian State	20/20		5-1	
D9	a L	60-83	Kentucky	16/15	5/5	5-2	
D13	a L	70-94	Georgia	19/20		5-3	
D16	h2 W	88-77	Louisville	19/20	20/19	6-3	
D18	h3 L	69-71	Mount St. Mary's	21/18		6-4	
D22	n3 L	67-75	Massachusetts	21/18	2/2	6-5	
D29	n4 L	82-84	Bradley			6-6	
D30	n4 L	66-71	Santa Clara			6-7	
J3	h3 W	98-84	Maryland		19/20	7-7	
J7	a W	86-81	Duke			8-7	
J10	h3 W	80-77	North Carolina		10/9	9-7	
J13	h3 W	91-78	Western Carolina			10-7	
J17	a L	63-66	Wake Forest		6/6	10-8	
J20	h4 W	90-70	Virginia			11-8	
J24	a W	76-71	NC State			12-8	
J27	h4 W	79-58	Florida State			13-8	
J30	a L	70-73	Clemson	25/nr	24/21	13-9	
F3	a L	74-88	Maryland	25/nr		13-10	
F7	h4 W	73-71	Duke (ot)		12/11	14-10	
F10	a W	92-83	North Carolina (ot)			15-10	
F17	h4 W	64-63	Wake Forest		8/9	16-10	
F21	a W	84-75	Virginia		23/22	17-10	
F25	h4 W	92-83	NC State (ot)		23/22	18-10	
F28	a W	83-68	Florida State		18/20	19-10	
M3	h4 W	87-74	Clemson		18/20	20-10	
M8	n5 W	88-73	NC State		18/18	21-10	
M9	n5 W	84-79	Maryland		18/18	22-10	
M10	n5 L	74-75	Wake Forest		18/18	22-11	
M15	n6 W	90-79	Austin Peay		13/15	23-11	
M17	n6 W	103-89	Boston College		13/15	24-11	
M22	n7 L	70-87	Cincinnati		13/15	7/6	24-12

h1-Georgia Dome; h2-Preseason NIT (Georgia Dome); h3-The Omni; h4-Alexander Memorial Coliseum; n1-Pre-Season NIT (Madison Square Garden, New York, N.Y.); h2-Jeep Eagle Classic (Georgia Dome); n3-Jimmy V. Classic (Brendan Byrne Arena, East Rutherford, N.J.); n4-Cable Car Classic (San Jose, Calif., Arena); n5-ACC Tournament (Greensboro, N.C., Coliseum); n6-NCAA Southeast First & Second Rounds (Orlando, Fla., Arena); n7-NCAA Southeast Regional (Rupp Arena, Lexington, Ky.)

## 1996-97 (9-18, ACC 3-13/9th)

Home: 8-6, Away: 0-9, Neutral: 1-3

Date	Site	Result	Opponent	TR	OR	Rec
N5	h L	62-91	Marathon Oil			exh
N18	h W	91-79	Newcastle of Australia			exh
N22	h W	74-49	Wofford			1-0
N26	h W	74-58	Morgan State			2-0
N29	h W	91-60	Radford			3-0
D3	h W	62-61	Georgia			4-0
D7	n1 L	58-76	Temple			4-1
D12	a L	63-77	Maryland			4-2
D21	h1 L	59-88	Kentucky		3/3	4-3
D26	n3 W	58-47	Hofstra			5-3
D28	n3 L	55-67	St. John's			5-4
D31	h W	65-40	UNC Greensboro		13/11	6-4
J5	h L	56-66	Duke			6-5
J8	h L	63-73	Wake Forest		2/2	6-6
J11	a L	56-60	Louisville		14/16	6-7

J15	h W	71-58	Florida State			7-7
J18	a L	50-73	North Carolina		22/21	7-8
J22	a L	64-68	Virginia			7-9
J25	h W	54-53	NC State			8-9
J30	a L	57-70	Clemson		7/6	8-10
F2	a L	61-70	Duke		12/11	8-11
F6	h W	66-53	Virginia			9-11
F9	a L	62-64	Florida State			9-12
F15	h L	68-72	North Carolina		16/17	9-1



# ALL-TIME SCORES

F16	a L	58-67	Wake Forest	14-12
F21	h L	60-91	Maryland	5/5 14-13
F25	h W	74-68	Virginia (ot)	15-13
F28	a L	92-64	Clemson	15-14
M5	n4 L	49-78	North Carolina	15/15 15-15
M10	a1 L	64-67	Oregon	15-16

n1-Big Island Invitational (Afook-Chinen Civic Auditorium, Hilo, Hawaii); h1-Delta Classic (Georgia Dome, Atlanta, Ga.); n3-ECAC Holiday Festival (Madison Square Garden, New York, N.Y.); n4-ACC Tournament (Charlotte [N.C.] Coliseum); a1-National Invitation Tournament

## 1999-2000 (13-17, ACC 5-11/8th)

Home: 11-5, Away: 0-9, Neutral: 2-3

Date	Site	Result	Opponent	TR	OR	Rec
N2	h L	66-82	Athletes in Action			exh
N9	h L	85-95	California All-Stars			exh
N19	h W	91-79	Mercer			1-0
N24	n1 W	100-88	Grambling State			2-0
N26	n1 W	82-65	Washington			3-0
N27	n1 L	70-84	Kansas	10/11		3-1
D1	h2 L	77-80	Michigan			3-2
D8	a L	68-70	Georgia			3-3
D11	h3 L	61-64	Stanford (ot)	3/3		3-4
D18	h W	81-75	Morehead State			4-4
D22	h W	80-70	Wofford			5-4
D28	h W	97-73	UNC Greensboro			6-4
J2	h W	75-64	Lafayette			7-4
J5	n4 L	71-80	Kentucky	24/24		7-5
J8	a L	65-83	Virginia			7-6
J12	a L	52-87	Duke	6/7		7-7
J15	h W	69-68	Maryland	18/16		8-7
J19	h W	65-62	Florida State			9-7
J22	a L	58-66	NC State			9-8
J27	h L	46-60	Wake Forest			9-9
J29	h L	53-70	North Carolina			9-10
F2	a L	58-70	Clemson			9-11
F5	h W	89-57	Florida A&M			10-11
F9	h W	68-47	Virginia			11-11
F12	h L	65-84	Duke	3/3		11-12
F16	a L	70-92	Maryland	22/22		11-13
F21	a L	54-64	Florida State			11-14
F24	h W	66-63	NC State			12-14
F27	a L	64-76	Wake Forest			12-15
M1	a L	72-74	North Carolina (ot)			12-16
M4	h W	85-69	Clemson			13-16
M9	n5 L	62-63	Florida State			13-17

n1-Great Alaska Shootout (Sullivan Arena, Anchorage, Alaska); h2-ACC-Big Ten Challenge (Philips Arena, Atlanta, Ga.); h3-Delta Air Lines Classic for Kids (Philips Arena, Atlanta, Ga.); n4-Freedom Hall, Louisville, Ky.; n5-ACC Tournament (Charlotte [N.C.] Coliseum)

## Paul Hewitt

St. John Fisher, 1985  
Record: 190-162 (.540)  
2000-11 (11 seasons)



## 2000-01 (17-13, ACC 8-8/T-5th)

Home: 12-3, Away: 2-8, Neutral: 3-2

### NCAA Tournament

Date	Site	Result	Opponent	TR	OR	Rec
N7	h1 L	86-107	California All-Stars			exh
N11	h W	96-85	Team Fokus			exh
N17	h W	92-49	Wofford			1-0
N21	h W	85-62	Charleston Southern			2-0
N24	h W	92-61	Davidson			3-0
N28	a1 L	67-85	Iowa			3-1
D2	n1 W	72-67	UCLA			4-1
D6	h L	70-75	Georgia			4-2
D9	h2 W	86-84	Kentucky			5-2
D18	n3 W	78-56	Idaho State			6-2
D19	a L	66-80	Stanford	3/3		6-3
D23	h W	94-58	Morgan State			7-3
D28	h W	90-59	Harvard			8-3
J2	h L	70-84	North Carolina	13/14		8-4
J6	a L	80-93	Maryland	17/17		8-5
J9	a W	73-68	Virginia	10/9		9-5
J13	h W	95-89	Wake Forest (ot)	6/6		10-5
J16	a L	60-72	NC State			10-6
J20	h L	77-98	Duke	2/2		10-7
J24	a W	111-108	Clemson			11-7
J27	h W	77-68	Florida State			12-7
F3	a L	69-82	North Carolina	4/4		12-8
F6	h W	72-62	Virginia	13/13		13-8
F11	h W	62-56	Maryland	6/9		14-8
F14	a L	65-81	Wake Forest	23/15		14-9
F17	h W	69-54	NC State			15-9
F21	a L	54-98	Duke	4/3		15-10
F25	h W	85-64	Clemson			16-10

F28	a L	59-69	Florida State	16-11
M9	n4 W	74-69	Virginia	12/12 17-11
M10	n4 L	63-70	North Carolina	6/5 17-12
M15	n5 L	62-66	St. Joseph's	23/23 17-13

n1-Georgia Dome, Atlanta, Ga.; a1-ACC-Big Ten Challenge (Carver-Hawkeye Arena, Iowa City, Iowa); n1-Wooden Classic (Arrowhead Pond, Anaheim, Calif.); h2-Delta Air Lines Classic for Kids (Philips Arena, Atlanta, Ga.); n3-Stanford Invitational (Maples Pavilion, Stanford, Calif.); n4-ACC Tournament (Georgia Dome, Atlanta, Ga.); n5-NCAA West First Round (Cox Arena, San Diego, Calif.)

## 2001-02 (15-16, ACC 7-9/T-5th)

Home: 9-7, Away: 4-6, Neutral: 2-3

Date	Site	Result	Opponent	TR	OR	Rec
N18	h L	90-99	Nike Elite			exh
N12	h W	112-85	EA Sports All-Stars			exh
N16	h W	90-62	Florida A&M			1-0
N19	h1 L	74-79	Pennsylvania			1-1
N22	n1 W	70-65	Eastern Illinois			2-1
N23	n1 L	66-105	Illinois	3/2		2-2
N24	n1 L	54-67	Saint Louis			2-3
N28	h2 W	62-61	Wisconsin			3-3
D2	a L	77-83	North Carolina			3-4
D9	a L	82-95	Georgia			3-5
D16	h3 W	96-80	Syracuse	13/12		4-5
D17	n3 W	83-69	Davidson			5-5
D21	h W	79-70	Wofford			6-5
D23	h L	69-79	Tulane			6-6
D29	h L	92-98	IUPUI			6-7
J2	h W	86-68	Cornell			7-7
J5	h L	76-83	Clemson			7-8
J10	a L	79-104	Duke	2/1		7-9
J13	h L	87-92	Maryland	4/4		7-10
J19	a L	71-84	NC State			7-11
J22	h L	65-69	Virginia	7/7		7-12
J26	a L	74-87	Wake Forest	21/16		7-13
J30	h W	77-46	Florida State			8-13
F2	h W	86-74	North Carolina			9-13
F6	a W	74-50	Clemson			10-13
F9	h L	63-95	Duke	1/1		10-14
F13	a L	65-85	Maryland	3/3		10-15
F16	a W	60-40	Saint Louis			11-15
F20	h W	65-59	NC State			12-15
F23	a W	82-80	Virginia	22/15		13-15
F27	h W	90-77	Wake Forest	24/22		14-15
M2	a W	86-78	Florida State			15-15
M8	n4 L	83-92	Wake Forest			15-16

h1-Las Vegas Invitational (Alexander Memorial Coliseum); h2-ACC-Big Ten Challenge (Alexander Memorial Coliseum); h3-Chick-fil-A Peach Bowl Classic (Philips Arena, Atlanta, Ga.); n1-Las Vegas Invitational (Valley High School, Las Vegas, Nev.); n3-Charlotte [N.C.] Coliseum; n4-ACC Tournament (Charlotte [N.C.] Coliseum)

## 2002-03 (16-15, ACC 7-9/5th)

Home: 13-3, Away: 2-11, Neutral: 1-1

### NIT Quarterfinals

Date	Site	Result	Opponent	TR	OR	Rec
N10	h W	110-73	S.E. Atlanta All-Stars			exh
N19	h W	81-48	Team Nike			exh
N23	h W	113-75	Arkansas-Pine Bluff			1-0
N27	h W	83-77	Georgia	17/18		2-0
D1	h W	75-53	Gardner-Webb			3-0
D4	a1 L	63-64	Minnesota	20/17		3-1
D7	n1 W	67-53	Marist			4-1
D15	h2	69-70	Tennessee			4-2
D17	h W	88-66	Troy State			5-2
D21	a L	65-92	Syracuse			5-3
D29	a L	77-84	Maryland	23/22		5-4
J2	a L	66-80	Tulane			5-5
J8	h W	81-55	Cornell			6-5
J11	h W	85-61	NC State			7-5
J14	h W	81-74	Florida State			8-5
J19	a L	66-73	Wake Forest	19/20		8-6
J22	h W	66-47	Elon			9-6
J25	a L	71-91	Duke	3/3		9-7
J29	h W	88-68	North Carolina			10-7
F1	h W	80-60	Virginia			11-7
F5	a L	67-69	Clemson			11-8
F9	h W	90-84	Maryland	8/8		12-8
F12	a L	57-63	NC State			12-9
F15	a L	64-71	Florida State			12-10
F20	h L	67-75	Wake Forest	10/11		12-11
F26	h L	58-77	Duke	6/5		12-12
M1	a L	66-67	North Carolina			12-13
M5	a W	90-73	Virginia			13-13
M8	h W	66-56	Clemson			14-13
M14	n3 L	65-71	NC State			14-14
M19	h1 W	72-58	Ohio State			15-14
M24	a2 W	79-78	Iowa			16-14
M26	a2 L	72-80	Texas Tech			16-15

a1-ACC-Big Ten Challenge (Williams Arena, Minneapolis, Minn.); h1-a2-National Invitation Tournament; n1-Madison Square Garden (New York, N.Y.); h2-Chick-fil-A Peach Bowl Classic for Kids (Philips Arena, Atlanta, Ga.); n3-ACC Tournament (Greensboro Coliseum, Greensboro, N.C.)

## 2003-04 (28-10, ACC 9-7/T3rd)

Home: 13-3, Away: 7-5; Neutral: 8-2

### NCAA National Runner-Up

Date	Site	Result	Opponent	TR	OR	Rec
N6	h W	100-89	Team Nike			exh
N10	h W	112-75	S.E. Atlanta All-Stars			exh
N18	h1 W	79-45	Louisiana-Lafayette			1-0
N20	h1 W	75-56	Hofstra			2-0
N23	a W	90-69	Cornell			3-0
N26	n1 W	77-61	Connecticut	1/1		4-0
N28	n1 W	85-65	Texas Tech	25/v		5-0
D3	a1 W	73-53	Ohio State	13/15		6-0
D6	h W	94-43	Tennessee State	13/15		7-0
D13	h2 W	75-62	Saint Louis	10/11		8-0
D17	h W	74-41	Alabama A&M	5/6		9-0
D21	h W	79-66	St. John's	5/6		10-0
D23	h W	90-40	Marist	4/4		11-0
D29	h W	86-65	Virginia Commonwealth	3/3		12-0
J3	a L	80-83	Georgia (2ot)	3/3		12-1
J11	a L	88-103	North Carolina	8/8	12/13	12-2
J15	h W	75-57	Virginia	12/14		13-2
J17	h W	81-71	Maryland	12/14		14-2
J20	a W	73-66	Wake Forest	11/13	10/7	15-2
J24	a L	72-76	NC State	11/13		15-3
J27	h W	76-69	Clemson	14/16		16-3
J31	h L	74-82	Duke	14/16	1/1	16-4
F3	a L	65-81	Florida State	15/16		16-5
F7	a W	77-62	Tennessee	15/16		17-5
F10	h W	88-77	North Carolina	15/16	14/17	18-5
F14	a L	80-82	Virginia	15/16		18-6
F19	a W	75-64	Maryland	18/16		19-6
F22	h L	76-80	Wake Forest	18/16	15/15	19-7
F25	h L	69-79	NC State	18/20	14/19	19-8
F28	a W	79-60	Clemson	18/20		20-8
M3	a W	76-68	Duke	19/22	3/3	21-8
M6	h W	63-60	Florida State	19/22		22-8
M12	n3 W	83-82	North Carolina	14/18	16/19	23-8
M13	n3 L	71-85	Duke	14/18	5/4	23-9
M19	n4 W	65-60	Northern Iowa	14/15		24-9
M21	n4 W	57-54	Boston College	14/15	25/v	25-9
M26	n5 W	72-67	Nevada	14/15		26-9
M28	n5 W	79-71	Kansas (ot)	14/15	16/14	27-9
A3	n6 W	67-65	Oklahoma State	14/15	4/3	28-9
A5	n6 L	73-82	Connecticut	14/15	7/7	28-10

a1-ACC-Big Ten Challenge (Value City Arena, Columbus, Ohio); h1-Preseason NIT; n1-Preseason NIT (Madison Square Garden, New York, N.Y.); h2-Chick-fil-A Peach Bowl Classic for Kids (Philips Arena, Atlanta, Ga.); n3-ACC Tournament (Greensboro Coliseum, Greensboro, N.C.); n4-NCAA First and Second Rounds (Bradley Center, Milwaukee, Wis.); n5-NCAA St. Louis Regional (Edward Jones Dome, St. Louis, Mo.); n6-NCAA Final Four (Alamodome, San Antonio, Texas)

## 2004-05 (20-12, ACC 8-8/T4th)

Home: 13-3, Away: 4-6; Neutral: 3-3

### NCAA Tournament Second Round

Date	Site	Result	Opponent	TR	OR	Rec
N6	h W	80-60	Kennesaw State	3/4		exh
N14	h W	103-66	LeMoyne	3/4		exh
N19						

# ALL-TIME SCORES

## 2005-06 (11-17, ACC 4-12/11th)

Home: 10-5, Away: 0-10, Neutral: 1-2

Date	Site	Result	Opponent	TR	OR	Rec
N6	h W	96-57	Augusta State			exh
N18	h W	80-52	UNC-Asheville			1-0
N21	h W	81-69	Elon			2-0
N25	h L	51-73	Illinois-Chicago			2-1
N30	a L	86-88	Michigan State	13/14		2-2
D4	h W	63-54	Virginia			3-2
D7	a L	75-91	Georgia			3-3
D10	h W	82-72	Tennessee State			4-3
D22	h W	92-67	Jacksonville			5-3
D28	n1 L	46-54	Air Force			5-4
D31	h W	73-46	Bethune-Cookman			6-4
J3	h W	76-67	Vanderbilt			7-4
J8	h W	60-58	Boston College	11/11		8-4
J10	n2 W	85-69	Centenary			9-4
J14	a L	78-87	NC State	18/18		9-5
J18	a L	71-86	Wake Forest			9-6
J21	h L	63-73	Clemson			9-7
J25	h L	74-86	Maryland	18/19		9-8
J29	a L	64-66	Boston College	20/18		9-9
J31	a L	62-63	Virginia Tech			9-10
F4	h L	53-70	Miami			9-11
F9	a L	79-80	Florida State			9-12
F12	h W	71-68	NC State	16/15		10-12
F15	a L	75-82	North Carolina	23/23		10-13
F18	a L	84-87	Maryland (ot)			10-14
F22	h L	66-73	Duke	1/1		10-15
F25	h W	76-61	Wake Forest			11-15
M4	a L	82-95	Clemson			11-16
M9	n3 L	64-82	Maryland			11-17

Note: Boston College joins ACC (12 members)

a1 - ACC/Big Ten Challenge; n1 - World Arena, Colorado Springs, Colo.; n2 - CenturyTel Center, Bossier City, La.; n3 - ACC Tournament, Greensboro Coliseum, Greensboro, N.C.

## 2006-07 (20-12, ACC 8-8/T-6th)

Home: 17-1, Away: 1-8, Neutral: 2-3

### NCAA Tournament

Date	Site	Result	Opponent	TR	OR	Rec
N4	h W	96-52	Morehouse	23/21		exh
N10	h W	83-49	Elon	23/21		1-0
N13	h W	100-70	Jackson State	23/21		2-0
N16	h W	103-74	Georgia State	23/21		3-0
N20	n1 W	79-61	Purdue	19/19		4-0
N21	n1 W	92-85	Memphis	19/19	12/11	5-0
N22	n1 L	73-88	UCLA	19/19	5/5	5-1
N28	h1 W	77-73	Pen State	21/24		6-1
D3	a L	82-90	at Miami	21/24		6-2
D9	a L	64-73	at Vanderbilt	25/N		6-3
D18	h W	92-52	Centenary			7-3
D22	h W	78-69	Georgia			8-3
D28	h W	85-55	Troy			9-3
D30	h W	87-43	St. Francis, Pa.			10-3
J3	h W	97-46	Winston-Salem State			11-3
J6	a L	74-75	at Clemson	23/18		11-4
J10	h W	74-63	Duke	11/11		12-4
J13	h W	88-80	Florida State			13-4
J20	a L	61-77	at North Carolina	4/4		13-5
J24	a L	65-80	at Maryland			13-6
J28	h L	65-73	Virginia Tech	24/23		13-7
J30	a L	75-85	at Wake Forest			13-8
F3	h W	80-62	Clemson	25/21		14-8
F6	h W	74-65	NC State			15-8
F11	h2 W	65-52	Connecticut			16-8
F13	a W	63-57	at Florida State			17-8
F18	a L	62-71	at Duke			17-9
F21	h W	75-61	Wake Forest			18-9
F24	a L	69-75	at Virginia	24/N		18-10
M1	h W	84-77	North Carolina	8/8		19-10
M4	h W	74-60	Boston College			20-10
M8	n2 L	112-114	Wake Forest (2ot)			20-11
M16	n3 L	63-67	UNLV	19/18		20-12

h1 - ACC/Big Ten Challenge; h2 - Georgia Dome, Atlanta, Ga.; n1 - EA Sports Maui Invitational (Lahaina Civic Center, Lahaina, Maui); n2 - ACC Tournament, St. Pete Times Forum, Tampa, Fla.; n3 - NCAA Midwest First Round, United Center, Chicago, Ill.

## 2007-08 (15-17, ACC 7-9/T-7th)

Home: 6-7, Away: 6-8, Neutral: 3-2

Date	Site	Result	Opponent	TR	OR	Rec
N2	h W	126-86	Carson-Newman			exh
N9	h L	74-83	UNC-Greensboro			0-1
N11	a W	99-85	Tennessee State			1-1
N16	n1 W	82-77	Charlotte			2-1
N18	n1 L	73-79	Winthrop			2-2
N19	n1 W	70-69	Notre Dame			3-2
N27	a L	79-83	Indiana	15/15		3-3
D1	a L	79-92	Vanderbilt			3-4
D5	a W	72-67	Georgia State			4-4
D18	h L	66-71	Kansas	3/3		4-5
D22	h W	86-41	Centenary			5-5
D27	h W	83-63	Tennessee Tech			6-5

D30	h L	64-66	Florida State			6-6
J6	h W	77-64	Presbyterian			7-6
J9	a L	72-79	Georgia			7-7
J12	a L	68-78	Miami	25/N		7-8
J16	h L	82-83	North Carolina	1/1		7-9
J19	h W	81-70	Virginia Tech			8-9
J23	a W	77-74	NC State			9-9
J27	a W	92-82	Virginia (ot)			10-9
F2	h L	86-88	Maryland			10-10
F6	a W	89-83	Wake Forest			11-10
F9	a L	68-80	Connecticut	19/19		11-11
F14	a L	67-82	Clemson			11-12
F17	h L	63-64	Miami			11-13
F23	a L	84-92	Virginia Tech			11-14
F27	a L	58-71	Duke	7/6		11-15
M1	h W	87-79	Wake Forest (ot)			12-15
M3	h L	74-76	Virginia			12-16
M6	h W	80-75	Clemson	24/N		13-16
M8	a W	86-78	Boston College			14-16
M13	n2 W	94-76	Virginia			15-16
M14	n2 L	70-82	Duke	7/7		15-17

a1 - ACC/Big Ten Challenge; n1 - Paradise Jam, St. Thomas, U.S. Virgin Islands; n2 - ACC Tournament, Bobcats Arena, Charlotte, N.C.

## 2008-09 (12-19, ACC 2-14/12th)

Home: 9-8, Away: 2-10, Neutral: 1-1

Date	Site	Result	Opponent	TR	OR	Rec
N7	h W	85-54	Le Moyne			exh
N14	h W	92-47	Winston-Salem State			1-0
N22	a W	82-76	Mercer (ot)			2-0
N25	h W	74-47	Arkansas-Pine Bluff			3-0
N28	h W	79-76	Jacksonville			4-0
D3	h1 L	83-85	Penn State			4-1
D6	h W	63-51	Vanderbilt			5-1
D14	h L	60-66	Illinois-Chicago			5-2
D17	h W	84-64	Georgia State			6-2
D20	a W	86-58	Pepperdine			7-2
D22	a L	57-76	Southern California			7-3
D28	h L	84-88	Virginia (ot)			7-4
D30	h W	63-58	Tennessee State			8-4
J3	a L	77-88	Alabama			8-5
J6	h W	67-62	Georgia			9-5
J10	a L	61-68	Maryland			9-6
J14	h L	56-70	Duke	3/2		9-7
J17	a L	71-76	NC State (ot)			9-8
J20	h L	76-80	Boston College (ot)			9-9
J25	a L	59-73	Clemson	10/9		9-10
J31	h W	76-74	Wake Forest	6/4		10-10
F5	a L	58-62	Florida State			10-11
F8	h L	56-57	Maryland			10-12
F11	a L	71-76	Virginia Tech			10-13
F14	h L	65-86	NC State			10-14
F18	a L	69-87	Wake Forest	8/8		10-15
F22	h L	73-81	Clemson	13/13		10-16
F28	a L	74-104	North Carolina	4/5		10-17
M4	h W	78-68	Miami			11-17
M7	a L	66-67	Boston College			11-18
M12	n1 W	86-81	Clemson	17/18		12-18
M13	n1 L	62-64	Florida State	22/22		12-19

h1 - ACC/Big Ten Challenge; n1 - ACC Tournament, Georgia Dome, Atlanta, Ga.

## 2009-10 (23-13, ACC 7-9/7th)

Home: 14-2, Away: 3-8, Neutral: 6-3

### NCAA Tournament Second Round

Date	Site	Result	Opponent	TR	OR	Rec
N8	h W	84-76	IUPUI (ot)			exh
N14	h W	100-59	Florida A&M	22/20		1-0
N19	n1 L	59-63	Dayton	21/19	18/21	1-1
N20	n1 W	70-62	George Mason	21/19		2-1
N22	n1 W	85-67	Boston University	21/19		3-1
N27	h W	85-74	Mercer	v/25		4-1
D2	h W	74-61	Siena	v/23		5-1
D5	h W	79-53	Southern California	v/23		6-1
D14	a W	95-64	Chattanooga	22/15		7-1
D16	h W	65-53	Arkansas-Pine Bluff	22/15		8-1
D20	h L	59-66	Florida State (ot)	22/15		8-2
D22	h W	80-55	Kennesaw State	v/22		9-2
D29	h W	78-43	Winston-Salem State	v/20		10-2
J2	a W	76-67	Charlotte	v/20		11-2
J5	a L	66-73	Georgia	20/17		11-3
J9	h W	71-67	Duke	20/17	5/5	12-3
J13	a L	75-82	Virginia	20/18		12-4
J16	a W	73-71	North Carolina	20/18	12/13	13-4
J19	h W	66-64	Clemson	19/18	17/16	14-4
J24	a L	66-68	Florida State	19/18		14-5
J28	h W	79-58	Wake Forest	22/22		15-5
J30	h W	98-50	Kentucky State	22/22		16-5
F4	a L	67-86	Duke	21/19	10/9	16-6
F6	h W	73-71	NC State	21/19		17-6
F10	a L	62-64	Miami	20/20		17-7
F13	a L	64-75	Wake Forest	20/20		17-8
F16	h W	68-51	North Carolina			18-8

F20	a L	75-76	Maryland			18-9
F27	h W	73-68	Boston College			19-9
M2	a L	80-91	at Clemson			19-10
M6	h L	82-88	Virginia Tech			19-11
M11	n2 W	62-58	North Carolina			20-11
M12	n2 W	69-64	Maryland	19/19		21-11
M13	n2 W	57-54	NC State			22-11
M14	n2 L	61-65	Duke	4/4		22-12
M19	n3 W	64-59	Oklahoma State			23-12
M21	n3 L	66-75	Ohio State	5/7		23-13

n1 - O'Reilly Auto Parts Puerto Rico Tip-Off; n2 - ACC Tournament, Greensboro Coliseum, Greens

# ALL-TIME SCORES

F1	a	L	54-68	Florida State	21/24	8-14
F4	h	W	51-47	Boston College		9-14
F9	h	L	52-61	NC State		9-15
F15	a	L	50-59	Wake Forest		9-16
F18	a	L	73-74	Virginia Tech (ot)		9-17
F21	h	L	37-56	Clemson		9-18
F25	h	W	63-61	Maryland		10-18
F29	a	L	52-56	Boston College		10-19
M3	h	W	69-62	Wake Forest		11-19
M8	n	L	36-54	Miami		11-20

*h1 - Arena at Gwinnett; h2 - Philips Arena; n1 - TD Arena, Charleston, S.C. (Charleston Classic); n2 - ACC Tournament, Philips Arena, Atlanta, Ga.*

## TECH BEGINS PLAYING HOME GAMES AT McCAMISH PAVILION

### 2012-13 (16-15, ACC 6-12/T-9th)

Home: 11-6, Away: 3-7, Neutral: 2-2

Date	Site	Result	Opponent	TR	OR	Rec
N9	h	W	79-61	Tulane		1-0
N14	h	W	52-38	Presbyterian		2-0
N22	n	W	54-36	Rice		3-0
N23	n	L	57-68	California		3-1
N25	n	W	65-56	Saint Mary's		4-1
N28	a	L	62-75	Illinois	22/22	4-2
D4	h	W	62-54	Georgia		5-2
D8	h	W	73-66	UNC-Wilmington		6-2
D17	h	W	75-41	Alabama State		7-2
D22	h	W	73-41	The Citadel		8-2
D29	h	W	73-48	Fordham		9-2
J2	h	W	74-58	Chattanooga		10-2
J5	h	L	49-62	Miami		10-3
J9	a	L	70-83	NC State	20/21	10-4
J12	h	L	65-70	Virginia Tech (ot)		10-5
J17	a	L	57-73	Duke	3/3	10-6
J23	a	L	63-79	North Carolina		10-7
J26	h	W	82-62	Wake Forest		11-7
J29	a	L	60-63	Clemson		11-8
F3	h	W	66-60	Virginia		12-8
F5	h	L	54-56	Florida State		12-9
F9	a	W	64-54	Virginia Tech		13-9
F14	h	L	53-56	Clemson		13-10
F16	a	W	57-56	Wake Forest		14-10
F19	h	L	58-70	North Carolina		14-11
F24	a	L	54-82	Virginia		14-12
F27	h	W	78-68	Maryland		15-12
M3	h	L	57-70	NC State		15-13
M6	a	W	71-69	Miami	6/7	16-13
M9	a	L	72-74	Boston College		16-14
M14	n	L	64-84	Boston College		16-15

*n1 - Anaheim Convention Center, Anaheim, Calif. (DirecTV Classic); n2 - ACC Tournament, Greensboro (N.C.) Coliseum.*

### 2013-14 (16-17, ACC 6-12/T-11th)

Home: 10-7, Away: 5-7, Neutral: 1-3

Date	Site	Result	Opponent	TR	OR	Rec
N1	h	W	90-53	Young Harris		exh
N8	h	W	88-57	Presbyterian		1-0
N11	h	W	68-50	Delaware State		2-0
N15	a	W	80-71	Georgia		3-0
N20	h	L	72-82	Dayton		3-1
N24	h	W	78-71	North Carolina A&T		4-1
N26	h	W	76-59	Mississippi Valley State		5-1
N29	n	L	67-77	Mississippi		5-2
N30	n	L	58-69	St. John's		5-3
D3	h	W	67-64	Illinois		6-3
D7	h	W	87-57	East Tennessee State		7-3
D16	h	W	74-57	Kennesaw State		8-3
D21	a	L	63-76	Vanderbilt		8-4
D29	a	W	58-55	Charlotte		9-4
J4	a	L	61-77	Maryland		9-5
J7	a	L	57-79	Duke	16/13	9-6
J11	h	W	74-69	Notre Dame		10-6
J14	h	L	74-81	Pittsburgh	22/21	10-7
J18	h	L	42-56	Miami		10-8
J21	a	W	68-60	Boston College		11-8
J26	a	L	78-80	NC State (ot)		11-9
J29	h	L	65-78	North Carolina		11-10
F1	a	W	79-70	Wake Forest		12-10
F4	a	L	41-45	Clemson		12-11
F8	h	L	45-64	Virginia	20/21	12-12
F13	h	W	74-71	Boston College		13-12
F18	h	L	51-68	Duke	5/6	13-13
F22	h	L	55-63	Clemson		13-14
F26	a	L	62-65	Notre Dame		13-15
M2	a	L	71-81	Florida State		13-16
M4	a	W	67-62	Syracuse	7/7	14-16
M8	h	W	62-51	Virginia Tech		15-16
M12	n	W	73-70	Boston College (ot)		16-16
M13	n	L	65-69	Clemson (ot)		16-17

*n1 - Barclays Center, Brooklyn, N.Y. (Barclays Center Classic); n2 - ACC Tournament, Greensboro (N.C.) Coliseum*

### 2014-15 (12-19, ACC 3-15/13th)

Home: 8-8, Away: 2-9, Neutral: 2-2

Date	Site	Result	Opponent	TR	OR	Rec
N7	h	W	74-41	Clayton State		exh
N14	h	W	80-73	Georgia		1-0
N18	h	W	66-46	Alabama A&M		2-0
N21	h	W	78-69	Purdue Fort Wayne		3-0
N27	n	L	70-72	Marquette		3-1
N28	n	W	61-54	Rider		4-1
N30	n	W	64-61	Rhode Island		5-1
D3	a	W	66-58	Northwestern		6-1
D6	h	L	54-59	USC Upstate		6-2
D15	h	W	70-57	Appalachian State		7-2
D20	h	W	65-60	Vanderbilt		8-2
D23	a	L	61-75	Dayton		8-3
D30	h	W	67-66	Charlotte		9-3
J3	a	L	76-83	Notre Dame (2ot)	14/13	9-4
J7	h	L	45-46	Syracuse		9-5
J10	a	L	69-76	Wake Forest		9-6
J14	h	L	59-62	Notre Dame	12/12	9-7
J17	a	L	65-70	Pittsburgh		9-8
J22	a	L	28-57	Virginia	2/2	9-9
J25	h	L	62-64	Boston College		9-10
J28	a	W	70-50	Miami	23/23	10-10
J31	h	L	80-81	NC State (ot)		10-11
F4	a	L	66-72	Duke	4/5	10-12
F7	h	W	73-59	Wake Forest		11-12
F9	a	L	63-65	Virginia Tech		11-13
F14	h	L	53-57	Florida State		11-14
F16	h	L	63-52	Clemson		12-14
F21	a	L	60-89	North Carolina	15/16	12-15
F23	h	L	51-52	Louisville	17/15	12-16
F28	a	L	63-70	Clemson (ot)		12-17
M3	h	L	49-81	North Carolina	19/19	12-18
M10	n	L	65-66	Boston College		12-19

*Note: Louisville, Notre Dame, Pittsburgh, Syracuse join ACC; Maryland leaves (15 members)  
n1 - Lake Buena Vista, Fla. (Orlando Classic); n2 - ACC Tournament, Greensboro (N.C.) Coliseum*

### 2015-16 (21-15, ACC 8-10/11th)

Home: 14-5, Away: 5-8, Neutral: 2-2

Date	Site	Result	Opponent	TR	OR	Rec
N13	h	W	116-81	Cornell		1-0
N16	h	W	69-67	Tennessee		2-0
N19	h	W	107-77	Green Bay		3-0
N22	h	L	68-69	East Tennessee State		3-1
N26	n	W	83-73	Arkansas		4-1
N27	n	L	52-69	Villanova	8/9	4-2
D1	h	W	77-61	Wofford		5-2
D5	a	W	76-68	Tulane		6-2
D15	h	W	77-64	VCU		7-2
D19	a	L	61-75	Georgia		7-3
D21	h	W	75-62	Southeastern Louisiana		8-3
D23	h	W	76-60	Colgate		9-3
D29	h	W	73-67	Duquesne		10-3
J2	a	L	78-86	North Carolina	7/8	10-4
J6	a	L	84-89	Pittsburgh	24/21	10-5
J9	h	W	68-64	Virginia	4/4	11-5
J13	a	L	64-72	Notre Dame		11-6
J16	h	L	77-78	Virginia Tech		11-7
J23	h	L	71-75	Louisville	17/16	11-8
J27	a	W	90-83	NC State		12-8
J30	a	L	57-60	Syracuse		12-9
F2	h	L	71-80	Duke		12-10
F7	h	L	68-75	Miami	17/15	12-11
F10	h	W	71-66	Wake Forest		13-11
F13	a	L	52-66	Clemson		13-12
F17	a	W	86-80	Florida State		14-12
F20	h	W	63-62	Notre Dame	19/18	15-12
F23	h	W	75-73	Clemson		16-12
F27	a	W	76-71	Boston College		17-12
M1	a	L	53-56	Louisville	11/x	17-13
M5	h	W	63-59	Pittsburgh		18-13
M9	n	W	88-85	Clemson (ot)		19-13
M10	n	L	52-72	Virginia	4/4	19-14
M16	h	W	81-62	Houston*		20-14
M21	a	W	83-66	South Carolina*		21-14
M23	a	L	56-72	San Diego State*		21-15

*n1 - MIT Season Tip-Off, Barclays Center, Brooklyn, N.Y.; n2 - ACC Tournament, Verizon Center, Washington, D.C.; \*National Invitation Tournament*

## Josh Pastner

Arizona, 1997

Record: 109-114\* (.495)

2016-23 (7 seasons)

*\*On-court record. NCAA Committee on Infractions vacated 22 wins and 1 loss from the 2016-17 and 2017-18 seasons.*



### 2016-17 (!0-15, ACC !0-10)

Home: 0-4, Away: 0-10, Neutral: 0-2

Date	Site	Result	Opponent	TR	OR	Rec
N5	h	W	95-87	Shorter (ot)		exh
N11	h	W	70-55	Tennessee Tech		1-0
N14	h	W	77-62	Southern		2-0
N18	h	L	61-67	Ohio		2-1
N22	h	W	81-73	Sam Houston State		3-1
N26	h	W	82-68	Tulane		4-1
N29	a	L	60-67	Penn State		4-2
D3	a	L	58-81	Tennessee		4-3
D7	a	W	76-73	VCU (ot)		5-3
D18	h	W	74-50	Alcorn State		6-3
D20	h	L	43-60	Georgia		6-4
D22	h	W	76-72	Wofford		7-4
D28	h	W	59-52	North Carolina A&T		8-4
D31	h	W	75-63	North Carolina	9/10	9-4
J4	a	L	57-110	Duke	8/8	9-5
J7	h	L	50-65	Louisville	9/9	9-6
J12	h	W	75-63	Clemson		10-6
J15	a	W	86-76	NC State		11-6
J18	a	L	61-62	Virginia Tech		11-7
J21	a	L	49-62	Virginia	16/16	11-8
J25	h	W	78-56	Florida State	6/8	12-8
J28	h	W	62-60	Notre Dame	14/12	13-8
F1	a	L	62-74	Clemson		13-9
F4	a	L	69-81	Wake Forest		13-10
F7	h	W	96-58	Tusculum		14-10
F11	h	W	65-54	Boston College		15-10
F15	a	L	61-70	Miami		15-11
F19	h	W	71-65	Syracuse		16-11
F21	h	L	69-71	NC State		16-12
F26	a	L	60-64	Notre Dame	21/17	16-13
F28	h	W	61-52	Pittsburgh		17-13
M4	a	L	61-90	Syracuse		17-14
M7	n	L	59-61	Pittsburgh		17-15
M14	h	W	75-63	Indiana#		18-15
M19	h	W	71-57	Belmont#		19-15
M21	a	W	74-66	Mississippi#		20-15
M28	n	W	76-61	CSU Bakersfield#		21-15
M30	n	L	56-88	TCU*		21-16

*! On-court record was 21-16 overall, 8-10 ACC. Georgia Tech had 21 wins and one loss during the 2016-17 season, and its NIT appearance, vacated by the NCAA Committee on Infractions. n1 - ACC Tournament, Barclays Center, Brooklyn, N.Y.; n2 - Madison Square Garden, New York, N.Y.; #National Invitation Tournament*

### 2017-18 (!12-19, ACC 6-12/13th)

Home: 11-7, Away: 1-10, Neutral: 0-2

Date	Site	Result	Opponent	TR	OR	Rec
O28	h	L	58-65	Georgia State		exh
N2	h	W	78-60	Faulkner		exh
N10	n	L	60-63	UCLA	21/18	0-1
N19	h	W	65-62	Bethune-Cookman		1-1
N22	h	W</				



# ALL-TIME SCORES

## 2018-19 (14-18, ACC 6-12/10th)

Home: 11-7, Away: 3-9, Neutral: 0-2

Date	Site	Result	Opponent	TR	OR	Rec
N3	h	W	Florida Tech			exh
N9	h	W	Lamar			1-0
N13	a	L	at Tennessee	5/6		1-1
N16	h	W	East Carolina			2-1
N21	h	W	UT Rio Grande Valley			3-1
N23	h	W	Prairie View A&M			4-1
N28	a	L	at Northwestern			4-2
D1	n1	L	vs. St. John's			4-3
D9	h	W	Florida A&M			5-3
D17	h	L	Gardner-Webb			5-4
D19	a	L	at Arkansas			6-4
D22	h	L	Georgia			6-5
D28	h	W	Kennesaw State			7-5
J2	h	W	USC Upstate			8-5
J5	h	W	Wake Forest			9-5
J9	h	L	Virginia Tech	9/7		9-6
J12	a	W	at Syracuse			10-6
J16	a	L	at Clemson			10-7
J19	h	L	Louisville			10-8
J22	h	W	Notre Dame			11-8
J26	a	L	at Duke	2/2		11-9
J29	h	L	North Carolina	9/10		11-10
F2	a	L	at Florida State	25/rv		11-11
F6	h	L	Clemson			11-12
F10	a	L	at Notre Dame			11-13
F13	a	L	at Virginia Tech	22/16		11-14
F16	h	L	Florida State	17/19		11-15
F20	h	W	Pittsburgh			12-15
F23	a	L	at Miami			12-16
F27	a	L	at Virginia	2/2		12-17
M3	h	W	Boston College (ot)			13-17
M6	a	W	at NC State			14-17
M12	n2	L	vs. Notre Dame			14-18

n1 - Miami Hoopball Invitational, American Airlines Arena, Miami, Fla.; n2 - ACC Tournament, Spectrum Center, Charlotte, N.C.

## 2019-20 (17-14, ACC 11-9/5th)

Home: 10-6, Away: 6-7, Neutral: 1-1

Date	Site	Result	Opponent	TR	OR	Rec
O20	h	W	Georgia College			exh
O27	a	L	at Alabama			exh
N5	a	W	at NC State (ot)			1-0
N11	h	W	Elon			2-0
N20	a	L	at Georgia			2-1
N25	h	L	Arkansas (ot)			2-2
D1	h	W	Bethune-Cookman			3-2
D4	h	W	Nebraska			4-2
D7	h	L	Syracuse			4-3
D14	a	L	at Kentucky	8/9		4-4
D18	h	L	Ball State			4-5
D22	n1	W	Boise State			5-5
D23	n1	L	Houston			5-6
D25	n1	W	Hawaii			6-6
D31	a	L	at Florida State	18/20		6-7
J4	a	W	at North Carolina			7-7
J8	h	L	Duke	2/2		7-8
J11	a	W	at Boston College			8-8
J15	h	L	Notre Dame			8-9
J18	h	L	Virginia			8-10
J22	a	L	at Louisville	6/5		8-11
J25	h	W	NC State			9-11
J28	h	W	Morehouse			10-11
F1	a	L	at Notre Dame			10-12
F4	h	W	Virginia Tech			11-12
F8	a	L	at Pittsburgh			11-13
F12	h	W	Louisville	5/5		12-13
F19	a	W	at Wake Forest			13-13
F22	a	L	at Syracuse			13-14
F25	h	W	Clemson			14-14
F29	h	W	Miami			15-14
M4	h	W	Pittsburgh			16-14
M6	a	W	at Clemson			17-14

n1 - Hawaiian Airlines Diamond Head Classic, Stan Sheriff Center, Honolulu, Hawaii

## 2020-21 (17-9, ACC 11-6/4th)

Home: 10-3, Away: 4-5, Neutral: 3-1

Date	Site	Result	Opponent	TR	OR	Rec
N25	h	L	Georgia State (4ot)			0-1
N27	h	L	Mercer			0-2
D6	n1	W	Kentucky	20/na		1-2
D9	a	W	at Nebraska			2-2
D15	a	L	at Florida State	15/15		2-3
D18	h	W	Florida A&M			3-3
D20	h	W	Delaware State			4-3
D23	a	-	canceled at UAB			
D30	h	W	North Carolina			5-3
J3	h	W	Wake Forest			6-3
J6	a	-	canceled at Notre Dame			
J9	a	-	ppd at Louisville	rv/25		
J13	h	-	ppd Pittsburgh			
J16	a	-	canceled at NC State			
J20	h	W	Clemson	20/22		7-3
J23	a	L	at Virginia	13/12		7-4
J26	a	L	at Duke			7-5
J30	h	W	Florida State	16/16		8-5
F1	a	L	at Louisville			8-6
F6	h	W	Notre Dame			9-6
F10	h	L	Virginia	9/9		9-7
F12	a	L	at Clemson			9-8
F14	h	W	Pittsburgh			10-8
F17	h	-	canceled Boston College			
F20	a	W	at Miami			11-8
F23	a	W	at Virginia Tech	16/15		12-8
F27	h	W	Syracuse			13-8
M2	h	W	Duke (ot)			14-8
M5	a	W	at Wake Forest			15-8
M11	n2	W	Miami			16-8
M12	n2	-	canceled Virginia	16/15		
M13	n2	W	Florida State	15/13		17-8
M19	n3	L	Loyola Chicago	17/16		17-9

n1 - Holiday Hoopsgiving Classic, State Farm Arena, Atlanta, Ga.; n2 - ACC Tournament, Greensboro Coliseum, Greensboro, S.C.; n3 - NCAA Midwest Regional, Hinkle Fieldhouse, Indianapolis, Ind.

## 2021-22 (12-20, ACC 5-15/14th)

Home: 9-9, Away: 3-8, Neutral: 4-3

Date	Site	Result	Opponent	TR	OR	Rec
O31	h	W	Morehouse			exh
N9	h	L	Miami-Ohio			0-1
N12	h	W	Stetson			1-1
N15	h	W	Lamar			2-1
N19	a	W	at Georgia			3-1
N22	h	W	Charleston Southern			4-1
N26	h	W	Georgia Southern			5-1
D1	h	L	Wisconsin*	23/21		5-2
D5	h	L	North Carolina			5-3
D11	n1	L	vs. LSU	25/24		5-4
D18	n2	L	vs. Southern California	10/9		5-5
D21	h	W	Georgia State (ot)			6-5
D23	h	-	cancelled Alabama A&M			
D29	a	-	ppd at Syracuse			
J2	h	L	Louisville			6-6
J4	a	L	at Duke	2/2		6-7
J8	h	L	Notre Dame (ot)			6-8
J12	a	W	at Boston College			7-8
J15	a	L	at North Carolina			7-9
J19	h	L	Wake Forest			7-10
J23	h	W	Clayton State			8-10
J26	h	W	Florida State			9-10
J29	h	L	Miami			9-11
F2	a	L	at Virginia Tech			9-12
F5	h	W	Clemson			10-12
F9	a	L	at Miami			10-13
F12	a	L	at Virginia			10-14
F15	h	L	NC State			10-15
F19	a	W	at Pittsburgh			11-15
F21	a	L	at Syracuse (ot)			11-16
F23	h	W	58-62 Virginia Tech			11-17
F26	a	L	at Notre Dame			11-18
M2	a	L	at Clemson			11-19
M5	h	W	82-78 Boston College (ot)			12-19
M8	n3	L	74-84 vs. Louisville			12-20

\*Big Ten/ACC Challenge; n1 - Holiday Hoopsgiving (State Farm Arena, Atlanta, Ga.); n2 - Jerry Colangelo Classic (Phoenix, Ariz.); n3 - ACC Tournament (Brooklyn, N.Y.)

## 2022-23 (15-18, ACC 6-14/13th)

Home: 11-6, Away: 3-9, Neutral: 1-3

Date	Site	Result	Opponent	TR	OR	Rec
N7	h	W	93-63 Clayton State			1-0
N12	a	W	59-57 at Georgia State			2-0
N17	h	W	68-50 Northern Illinois			3-0
N21	n1	L	64-68 vs. Utah			3-1
N23	n1	L	60-84 Marquette			3-2
N26	h	W	80-61 North Alabama			4-2
N29	a	L	65-81 at Iowa			4-3
D2	h	W	81-63 Northeastern			5-3
D6	h	W	79-77 Georgia			6-3
D10	a	L	59-75 at North Carolina			6-4
D17	h	W	96-60 Alabama State			7-4
D21	h	L	66-79 Clemson			7-5
D31	h	L	56-74 Virginia	13/12		7-6
J4	h	W	76-70 Miami	12/12		8-6
J7	a	L	64-75 at Florida State			8-7
J10	a	L	72-73 at Notre Dame (ot)			8-8
J14	h	L	60-71 Pittsburgh			8-9
J17	h	L	66-78 NC State			8-10
J21	h	L	63-80 Syracuse			8-11
J24	a	L	51-72 at Clemson	24/23		8-12
J28	h	L	43-86 Duke	rv/25		8-13
F1	a	L	58-68 at Louisville			8-14
F4	a	L	64-72 at NC State			8-15
F8	h	W	70-68 Notre Dame			9-15
F11	a	L	70-71 at Wake Forest			9-16
F15	h	W	77-70 Virginia Tech			10-16
F18	h	W	79-56 Florida Tech			11-16
F21	a	L	68-76 at Pittsburgh			11-17
F25	h	W	83-67 Louisville			12-17
F28	a	W	96-76 at Syracuse			13-17
M4	a	W	73-65 at Boston College			14-17
M7	n2	L	61-60 vs. Florida State			15-17
M8	n2	L	81-89 vs. Pittsburgh			15-18

\*ACC/Big Ten Challenge; n1 - Fort Myers Tip-Off (Suncoast Credit Union Arena, Fort Myers, Fla.); n2 - ACC Tournament (Greensboro, N.C.)

## Damon Stoudamire

Arizona, 2008

Record: 14-18

2023-present



## 2023-24 (14-18, ACC 7-13/112th)

Home: 8-7, Away: 4-9, Neutral: 2-2

Date	Site	Result	Opponent	TR	OR	Rec
N1	h	W	91-75 Clark Atlanta			exh
N6	h	W	84-62 Georgia Southern			1-0
N9	h	W	88-85 Howard			2-0
N14	h	L	71-74 UMass Lowell			2-1
N22	a	L	54-89 at Cincinnati			2-2
N28	h	W	67-59 Mississippi State*	21/22		3-2
D2	h	W	72-68 Duke	7/7		4-2
D5	a	L	62-76 at Georgia			4-3
D9	h	W	70-49 Alabama A&M			5-3
D16	n1	W	82-81 vs. Penn State (ot)			6-3
D21	n2	W	73-70 vs. Massachusetts			7-3
D22	n2	W	73-68 at Hawaii			8-3
D24	n2	L	64-72 vs. Nevada			8-4
J3	a	L	71-82 at Florida State			8-5
J6	h	L	87-95 Boston College			8-6
J9	h	L	68-75 Notre Dame (ot)			8-7
J13	a	L	79-84 at Duke	11/11		8-8
J16	a	W	93-90 at Clemson (2ot)			9-8
J20	h	L	66-75 Virginia			9-9
J23	h	L	64-72 Pittsburgh			9-10
J27	a	L	67-91 at Virginia Tech			9-11
J30	h	W	74-73 North Carolina	3/3		10-11
F3	a	L	76-82 at NC State			10-12
F6	h	L	51-80 Wake Forest			10-13
F10	a	L	67-79 at Louisville			10-14
F14	a	L	55-58 at Notre Dame			10-15
F17	h	W	65-60 Syracuse			11-15
F21	h	L	57-81 Clemson			11-16
F24	a	W	80-76 at Miami (Fla.)			12-16
M2	h	W	85-76 Florida State			13-16
M5	a	W	70-69 at Wake Forest			14-16
M9	a	L	57-72 at Virginia			14-17
M12	n3	L	80-84 vs. Notre Dame			14-18

\*ACC/SEC Challenge; n1 - Madison Square Garden, New York, N.Y. (Holiday Festival); n2 - Stan Sheriff Center, Honolulu, Hawaii (Diamond Head Classic); n3 - ACC Tournament, Capital One Arena, Washington, D.C.

# TECH VS. THE CONFERENCES

## America East

Albany (N.Y.)	1-0
Binghamton	0-0
Hartford	0-0
Maine	1-0
Massachusetts-Lowell	0-1
Maryland-Baltimore Co.	0-0
New Hampshire	0-0
Stony Brook	0-0
Vermont	0-0

## American Athletic

Central Florida (UCF)	0-0
Connecticut	2-2
East Carolina	4-1
Houston	3-1
Memphis	4-3
South Florida (USF)	0-0
Temple	2-3
Tulane	37-33
Tulsa	0-0
<b>Total</b>	<b>63-57</b>

## Atlantic Coast

Boston College	19-13
California	0-3
Clemson	68-78
Duke	25-78
Florida State	34-46
Louisville	15-27
Miami	14-16
North Carolina	27-72
NC State	44-61
Notre Dame	13-18
Pittsburgh	12-9
Southern Methodist (SMU)	8-6
Stanford	1-2
Syracuse	9-9
Virginia	40-49
Virginia Tech	9-23
Wake Forest	47-43

## Atlantic Sun

Austin Peay	1-0
Bellarmine	0-0
Central Arkansas	0-0
Eastern Kentucky	0-0
Florida Gulf Coast	0-0
Jacksonville	5-5
Jacksonville State	0-0
Kennesaw State	4-1
Liberty	0-0
Lipscomb	0-0
NJIT	0-0
North Alabama	1-0
North Florida	0-0
Queens	0-0
Stetson	2-1

## Atlantic 10

Davidson	9-3
Dayton	0-4
Duquesne	2-0
Fordham	3-1
George Mason	1-0
George Washington	3-0
LaSalle	1-1
Massachusetts	1-1
Rhode Island	1-0
Richmond	5-4
St. Bonaventure	3-1
Saint Joseph's	0-2
Saint Louis	7-3
VCU	3-0

## Big East

Butler	0-0
Creighton	0-0
DePaul	2-2
Georgetown	2-4
Marquette	4-4
Providence	0-0
St. John's	4-6
Seton Hall	2-1
Villanova	3-1
Xavier	0-2

## Big Sky

Eastern Washington	0-0
Idaho	0-0
Idaho State	3-1
Montana	0-0
Montana State	0-0
North Dakota	0-0
Northern Arizona	0-0
Northern Colorado	0-0
Portland State	0-0
Sacramento State	0-0
Southern Utah	0-0
Weber State	0-0

## Big South

Campbell	2-0
Charleston Southern	7-1
Gardner-Webb	1-1
High Point	0-0
Liberty	0-0
Longwood	0-0
UNC Asheville	2-0
Presbyterian	9-0
Radford	1-0
USC Upstate	1-1
Winthrop	1-1

## Big Ten

Illinois	2-7
Indiana	0-2
Iowa	1-2
Maryland	36-40
Michigan	4-3
Michigan State	2-2
Minnesota	1-2
Nebraska	3-0
Northwestern	2-3
Ohio State	3-11
Oregon	1-1
Penn State	2-3
Purdue	2-1
Rutgers	2-2
Southern California	2-2
UCLA	1-4
Washington	2-1
Wisconsin	1-2

## Big 12

Arizona	1-0
Arizona State	0-1
Baylor	3-1
Cincinnati	3-9
Colorado	0-0
Iowa State	1-0
Kansas	1-5
Kansas State	0-0
Oklahoma State	2-2
TCU	2-0
Texas Tech	3-3
Utah	1-0
West Virginia	2-1

## Big West

UC-Davis	0-0
UC-Irvine	0-0
UC-Riverside	0-0
UC-Santa Barbara	0-0
Cal Poly	0-0
Cal State-Fullerton	0-0
Cal State-Northridge	0-0
Hawaii	4-2
Long Beach State	0-0

## Colonial

College of Charleston	5-1
Delaware	0-0
Drexel	0-0
Eln	4-0
Hofstra	2-1
James Madison	2-0
UNC Wilmington	4-0
Northeastern	1-0
Towson	0-0
William & Mary	6-1

## Conference USA

Alabama-Birmingham (UAB)	0-0
Charlotte	8-1
Florida Atlantic	0-0
Florida International	0-0
Louisiana Tech	0-0
Marshall	0-0
Middle Tennessee State	0-0
North Texas	2-0
Old Dominion	2-0
Rice	10-5
Southern Mississippi	2-2
Texas-El Paso (UTEP)	1-2
Texas-San Antonio	0-0
Western Kentucky	0-0

## Horizon League

Cleveland State	0-0
Detroit Mercy	1-1
Green Bay	1-0
Illinois-Chicago	1-2
Milwaukee	0-0
Northern Kentucky	0-0
Oakland	0-0
Valparaiso	0-0
Wright State	0-1
Youngstown State	1-0

## Ivy League

Brown	1-0
Columbia	1-0
Cornell	4-0
Dartmouth	0-0
Harvard	1-0
Pennsylvania	2-4
Princeton	0-0
Yale	1-2

## Metro Atlantic

Carisius	1-1
Fairfield	0-0
Iona	2-1
Manhattan	1-1
Marist	4-0
Monmouth	1-0
Niagara	1-0
Quinnipiac	0-0
Rider	1-2
St. Peter's	0-0
Stiena	2-2

## Mid-American

Akron	0-0
Ball State	0-1
Bowling Green	0-1
Buffalo	0-0
Central Michigan	1-0
Eastern Michigan	0-0
Kent State	0-0
Miami (Ohio)	0-1
Northern Illinois	1-0
Ohio	1-1
Toledo	0-0
Western Michigan	0-0

## Mid-Eastern Athletic

Bethune-Cookman	2-0
Coppin State	1-0
Delaware State	4-0
Florida A&M	9-0
Hampton	0-0
Howard	2-0
Maryland-Eastern Shore	2-0
Morgan State	3-0
Norfolk State	0-0
North Carolina A&T	7-0
North Carolina Central	0-0
Savannah State	2-0
South Carolina State	2-0

## Missouri Valley

Bradley	0-3
Drake	0-0
Evansville	0-1
Illinois State	0-0
Indiana State	0-0
Loyola-Chicago	0-2
Missouri State	0-0
Northern Iowa	1-0
Southern Illinois	1-1
Wichita State	0-0

## Mountain West

Air Force	5-2
Boise State	1-0
Colorado State	1-0
Fresno State	0-0
Nevada	1-1
UNLV	0-2
New Mexico	0-0
San Diego State	0-1
San Jose State	0-0
Utah State	0-1
Wyoming	1-0

## Northeast

Bryant	0-0
Central Connecticut State	0-0
Fairleigh-Dickinson	0-0
LIU-Brooklyn	0-1
Mount St. Mary's	2-1
Robert Morris	0-0
Sacred Heart	0-0
St. Francis (N.Y.)	1-0
St. Francis (Pa.)	2-0
Wagner	0-0

## Ohio Valley

Belmont	0-0
Eastern Illinois	1-0
Morehead State	2-0
Murray State	1-1
Southeast Missouri State	0-0
SIU-Edwardsville	0-0
Tennessee-Martin	0-0
Tennessee State	4-0
Tennessee Tech	3-0

## Pac-12

Oregon State	0-0
Washington State	0-0

## Patriot League

American	0-0
Army	1-0
Boston University	3-0
Bucknell	0-0
Colgate	1-0
Holy Cross	0-0
Lafayette	3-0
Lehigh	0-0
Loyola (Md.)	0-0
Navy	2-2

## Southeastern

Alabama	28-41
Arkansas	5-2
Auburn	61-53
Florida	27-20
Georgia	107-92
Kentucky	16-57
Louisiana State	14-22
Mississippi	11-9
Mississippi State	17-13
Missouri	1-0
Oklahoma	2-2
South Carolina	25-18
Tennessee	28-45
Texas	2-2
Texas A&M	2-0
Vanderbilt	33-40

## Southern

Chattanooga	16-2
East Tennessee State	4-2
Furman	23-6
Mercer	28-18
UNC Greensboro	2-1
Samford	4-0
The Citadel	6-0
VMI	6-2
Western Carolina	6-1
Wofford	13-3

## Southland

Abilene Christian	0-0
Houston Baptist	0-0
Incarnate Word	0-0
Lamar	2-0
McNeese State	0-0
New Orleans	1-0
Nicholls State	0-0
Northwestern State	0-0
Sam Houston State	0-0
Southeastern Louisiana	1-0
Stephen F. Austin	0-0
Texas A&M-Corpus Christi	0-0

## Southwestern Athletic

Alabama A&M	6-0
Alabama State	3-0
Alcorn State	2-0
Arkansas-Pine Bluff	3-0
Grambling State	1-1
Jackson State	2-0
Mississippi Valley State	1-0
Prairie View A&M	1-0
Southern	0-1
Texas Southern	0-0

## Summit League

Denver	0-0
IPFW	1-0
IUPUI	0-1
Nebraska-Omaha	0-0
North Dakota State	0-0
Oral Roberts	0-0
South Dakota	0-0
South Dakota State	0-0
Western Illinois	0-0

## Sun Belt

Appalachian State	5-0
Arkansas-Little Rock	1-0
Arkansas State	0-0
Coastal Carolina	4-0
Georgia Southern	5-2
Georgia State	19-3
Louisiana-Lafayette	1-0
Louisiana-Monroe	0-0
South Alabama	0-0
Texas-Arlington	0-0
Texas State	0-0
Troy	4-2

## West Coast

Brigham Young	1-0
Gonzaga	0-1
Loyola Marymount	1-0
Pacific	0-0
Pepperdine	2-0
Portland	0-0
Saint Mary's	1-0
San Diego	0-0
San Francisco	0-1
Santa Clara	0-1

## Western Athletic

CSU-Bakersfield	0-0
Chicago State	0-0
Grand Canyon	0-0
Missouri-Kansas City (UMKC)	0-0
New Mexico State	0-0
Seattle	0-0
UT Rio Grande Valley	2-1
Utah Valley	0-0

## Former Division I

Birmingham Southern	2-0
Centenary	3-0
Winston-Salem State	3-0

## Non-Division I

Clayton State	2-0
Florida Tech	1-0
Tusculum	1-0

Record totals indicate cumulative record against the current membership of the conference.

Records also reflect only games that counted on Georgia Tech's season record (excludes exhibition games).

HISTORY

# SERIES HISTORY VS. ALL OPPONENTS

## Key to Home Courts

- n1 - Peachtree Auditorium (1905-06)
- h2 - Cable Piano Company Hall (1908-09)
- h3 - Crystal Palace (1912-13 through 1913-14)
- h4 - City Auditorium (1919-20 through 1934-35)
- h5 - Atlanta Athletic Club (1919-20)
- h6 - Luckie Street YMCA (1919-20)
- h7 - Temporary Gym (1924-25 through 1930-31)
- h8 - Naval Armory (1935-36 through 1936-37)
- h9 - Heisman Gym (1938-39 through 1955-56)
- h10 - Alexander Memorial Coliseum (1956-2011)
- h11 - The Omni (1995-96)
- h12 - Georgia Dome (1995-96)
- h13 - State Farm (formerly Phillips) Arena (2011-12)
- h14 - Infinite Energy Center, Duluth, Ga. (2011-12)
- h15 - McCarish Pavilion (2012-present)

Note: Tech national rank (AP/Coaches) and that of its opponent (if applicable) appear in the columns between the date and the site.

! - Georgia Tech had 22 wins from the 2016-17 season vacated by the NCAA Committee on Infractions. Wins vacated are denoted by the symbol !.

## Agoga Class (0-1)

Home: 0-1, Away: 0-0, Neutral: 0-0

2-8-1922 (ot)	h5	L	25- 26
---------------	----	---	--------

## Air Force (5-2)

Home: 4-0, Away: 1-2, Neutral: 0-0

1-2-1963	nr/13	h10	W	61- 48
2-10-1969		h10	W	88- 67
1-31-1970		a	W	51- 48
2-6-1971		h10	W	83- 53
2-5-1972		a	L	53- 75
12-11-2004	3/3	h13	W	64- 42
12-28-2005		a2	L	46- 54

\*h12-Chick-fil-A Peach Bowl Classic (Phillips Arena, Atlanta, Ga.); a2-World Arena, Colorado Springs, Colo.

## Akrides-Haarlem (1-0)

Home: 1-0, Away: 0-0, Neutral: 0-0

11-24-1992 (ext)	h10	W	115- 80
------------------	-----	---	---------

## Alabama (28-41)

Home: 15-15, Away: 5-23, Neutral: 8-3

2-26-1921	n1	W	30- 22	
1-14-1922	a	L	20- 49	
2-4-1922	h4	W	36- 29	
2-27-1922	n1	W	33- 25	
2-9-1923	h4	W	39- 24	
2-17-1923	a	L	27- 28	
1-26-1924	h4	L	28- 33	
2-15-1924	a	L	24- 31	
2-26-1926	n1	W	30- 27	
2-4-1927	h7	W	50- 15	
2-15-1928	a	L	21- 30	
2-9-1929	h7	W	37- 21	
2-12-1930	a	L	28- 36	
2-20-1931	h7	W	23- 19	
2-3-1932	h4	L	19- 34	
2-1-1933	h4	L	19- 26	
2-3-1934	a	L	16- 63	
2-29-1936	n2	L	34- 43	
1-26-1938	h8	W	36- 24	
2-15-1939	a	L	25- 39	
1-31-1940	h9	L	34- 52	
2-12-1941	a	L	32- 46	
2-27-1941	n3	L	33- 39	
1-15-1942	h9	L	25- 31	
2-26-1942	n3	L	32- 37	
1-23-1943	a	L	25- 33	
1-13-1945	a	L	26- 31	
2-14-1945	h9	W	53- 45	
1-8-1946	h9	L	37- 44	
1-19-1946	a	W	36- 30	
1-12-1947	h9	L	38- 42	
2-1-1947	a	L	46- 64	
2-29-1947	n3	W	43- 40	
1-31-1948	h9	L	31- 44	
3-4-1948	n3	W	46- 34	
1-14-1949	h9	W	51- 38	
1-14-1950	a	L	39- 73	
2-17-1951	h9	L	49- 59	
1-12-1952	a	L	60- 66	
12-19-1952	a1	L	57- 60	
1-12-1953	h9	W	69- 67	
2-6-1954	a	L	61- 82	
2-5-1955	13/nr	h9	L	72- 76
2-4-1956	12/17	a	L	60- 93

2-2-1957	h10	W	92- 67	
12-5-1957	h10	W	73- 62	
2-1-1958 (2ot)	a	L	72- 74	
12-30-1958	a	W	89- 76	
1-31-1959	h10	W	66- 53	
12-8-1959	na/15	h10	W	69- 53
1-30-1960	6/6	a	W	60- 48
2-4-1961	h10	W	57- 49	
2-3-1962	a	L	70- 76	
12-11-1962	a	W	58- 55	
2-2-1963	6/6	h10	W	74- 58
2-1-1964	a	W	93- 81	
1-8-1972	h10	L	85- 90	
1-25-1972	a	L	68- 99	
12-11-1972	a	L	73- 89	
1-22-1973	11/16	h10	L	83- 89
11-30-1973	18/na	h10	L	64- 88
1-23-1974	9/10	a	L	74- 79
12-9-1974	11/na	a	L	76- 91
1-22-1975	6/6	h10	L	80- 97
12-21-1979	n4	W	83- 59	
12-29-1983	n5	W	57- 54	
11-27-1997	n6	W	62- 60	
1-3-2009	a	L	77- 88	
1-3-2012	h13	L	48- 73	

a1-Birmingham, Ala.; n1-City Auditorium, Atlanta, Ga.; n2-Knoxville, Tenn.; n3-Louisville, Ky.; n4-Roanoke Times & World News Classic (Roanoke, Va., Civic Center); n5-Cotton States Classic (The Omni, Atlanta, Ga.); n6-Puerto Rico Shootout (Eugenio Guerra Sports Complex, Bayamon, P.R.)

## Alabama A&M (6-0)

Home: 6-0, Away: 0-0, Neutral: 0-0

12-15-1982	h10	W	90- 85	
11-28-1983	h10	W	95- 75	
12-17-2003	5/6	h10	W	74- 41
12-19-2011	h14	W	65- 54	
11-18-2014	h15	W	66- 46	
12-9-2023	h15	W	70- 49	

## Alabama State (3-0)

Home: 3-0, Away: 0-0, Neutral: 0-0

11-19-2004	3/4	h10	W	74- 37
12-17-2012		h15	W	75- 41
12-17-2022		h15	W	96- 60

## Albany (1-0)

Home: 1-0, Away: 0-0, Neutral: 0-0

11-17-2010	h10	W	78- 51
------------	-----	---	--------

## Albany YMCA (0-2)

Home: 0-0, Away: 0-2, Neutral: 0-0

1-1-1924	a	L	28- 39
12-29-1927	a	L	23- 32

## Alcorn State (3-0)

Home: 3-0, Away: 0-0, Neutral: 0-0

11-20-1987	h10	W	114- 71	
1-18-1989	nr/20	h	W	88- 63
12-18-2016	h15	W	74- 50	

\*Preseason NIT first round

## Appalachian State (5-0)

Home: 4-0, Away: 1-0, Neutral: 0-0

2-21-1983	h10	W	83- 72	
1-4-1984	h10	W	78- 61	
12-2-1995	20/20	a	W	89- 65
12-5-1998 (ot)	h10	W	74- 72	
12-15-2014	h15	W	70- 57	

## Arizona (1-0)

Home: 0-0, Away: 0-0, Neutral: 1-0

2-17-1991	6/6	n1	W	62- 56
-----------	-----	----	---	--------

n1-Brendan Byrne Arena, East Rutherford, N.J.

## Arizona State (0-1)

Home: 0-0, Away: 0-0, Neutral: 0-1

12-20-1975	19/18	n1	L	70- 85
------------	-------	----	---	--------

n1-Kentucky Invitational (Memorial Coliseum, Lexington, Ky.)

## Arkansas (5-2)

Home: 2-1, Away: 1-0, Neutral: 2-1

12-30-1961	n1	L	42- 72	
1-29-1965	h10	W	93- 83	
1-28-1966	h10	W	88- 75	
12-26-1984	10/13	n2	W	72- 52
11-26-2015	n3	W	83- 73	
12-19-2018	a	W	69- 65	
11-25-2019 (ot)	h15	L	61- 62	

n1-Poinsettia Tournament (Greenville, S.C.); n2-Rainbow Classic (Blaisdell Center, Honolulu, Hawaii); n3-NIT Season Tip-Off (Barclays Center, Brooklyn, N.Y.)

## Arkansas-Little Rock (1-0)

Home: 1-0, Away: 0-0, Neutral: 0-0

11-26-2004	3/3	h10	W	79- 54
------------	-----	-----	---	--------

## Arkansas-Pine Bluff (3-0)

Home: 3-0, Away: 0-0, Neutral: 0-0

11-23-2002	h10	W	113- 75	
11-25-2008	h10	W	74- 47	
12-16-2009	22/15	h10	W	65- 53

## Army (1-0)

Home: 1-0, Away: 0-0, Neutral: 0-0

2-17-1968	h10	W	60- 55
-----------	-----	---	--------

## Arundel Boat Club (1-0)

Home: 0-0, Away: 1-0, Neutral: 0-0

12-29-1930	a	W	49- 45
------------	---	---	--------

## Athletes in Action (4-2)

Home: 4-2, Away: 0-0, Neutral: 0-0

3-2-1972 (ext)	h10	W	88- 87
11-14-1991 (ext)	h10	W	76- 74
11-17-1992 (ext)	h10	W	111-102
11-17-1997 (ext)	h10	W	86- 76
11-2-1998 (ext)	h10	L	73- 84
11-2-1999 (ext)	h10	L	66- 82

## Atlanta Athletic Club (2-12)

Home: 1-6, Away: 1-6, Neutral: 0-0

1-28-1909	a	L	12- 18
3-6-1920	a	L	21- 44
1-5-1923	h4	L	23- 40
1-4-1924	h4	L	23- 51
1-9-1925	h7	L	22- 23
1-5-1927	a	L	28- 34
2-5-1927	h7	W	41- 23
1-4-1928	a	L	26- 36
2-8-1928	h7	L	29- 33
1-23-1929	a	L	26- 43
2-20-1929	h7	L	26- 37
2-4-1930	a	W	31- 29
2-25-1930	h7	L	22- 37
1-10-1931	a	L	27- 40

## Atlanta Naval Air Station (3-0)

Home: 2-0, Away: 1-0, Neutral: 0-0

1-7-1944	a	W	46- 34
1-14-1944	h9	W	70- 37
2-21-1945 (ot)	h9	W	51- 47

## Auburn (61-53)

Home: 37-20, Away: 22-30, Neutral: 2-3

2-17-1906	h1	L	6- 26
2-4-1909	h2	L	8- 24
2-14-1913	h3	L	27- 36
2-22-1913	a	L	19- 23
2-20-1914	h3	W	50- 12
2-27-1914	a	W	21- 6
1-10-1920	h4	L	24- 29
3-9-1920	a	L	17- 21
1-22-1921	h4	L	28- 30
1-28-1922	h4	W	44- 12
2-11-1922	a	L	13- 26
1-12-1923	h4	W	35- 17
2-23-1923	a	L	26- 29
1-11-1924	h4	W	39- 24
2-9-1924	a	W	33- 18
2-29-1924	n1	L	29- 35
1-17-1925	a	W	28- 21
2-7-1925	h7	L	14- 15
1-9-1926	a	L	28- 32
2-19-1926	h7	W	28- 13
1-8-1927 (ot)	h7	W	22- 20
2-12-1927	a	L	24- 42

1-7-1928	a	L	29- 56
2-25-1928	n1	L	29- 30
2-6-1929	h7	W	41- 25
2-16-1929	a	W	46- 41
2-17-1930	a	W	



# SERIES HISTORY VS. ALL OPPONENTS

## Augusta (5-0)

**Home: 4-0, Away: 0-0, Neutral: 0-0**

1-16-1984.....h10	W	75- 57
12-21-1984.....13/13	.....h10	W 84- 53
12-12-1987.....16/nr	.....h10	W 108- 74
11-24-1990.....14/14	.....h10	W 100- 63
11-6-2005 (ext)	.....h10	W 96- 57

Formerly Augusta College, Augusta State, GRU Augusta; includes exhibition game

## Austin Peay (1-0)

**Home: 0-0, Away: 0-0, Neutral: 1-0**

3-15-1996.....13/15	.....n1	W 90- 79
---------------------	---------	----------

n1-NCAA Southeast Regional first round (Orlando [Fla.] Arena)

## Australian National Team (1-0)

**Home: 1-0, Away: 0-0, Neutral: 0-0**

11-11-1985 (ex)	.....h10	W 81- 75
-----------------	----------	----------

## Ball State (0-1)

**Home: 0-1, Away: 0-0, Neutral: 0-0**

12-18-2019.....h15	L	47- 65
--------------------	---	--------

## Baltimore (0-2)

**Home: 0-0, Away: 0-2, Neutral: 0-0**

12-27-1929.....a	L	22- 24
12-28-1933.....a	L	19- 38

## Baylor (3-1)

**Home: 3-0, Away: 0-0, Neutral: 0-1**

12-16-1957.....h10	W	61- 59
12-4-1958.....h10	W	65- 56
12-20-1961.....h10	W	57- 44
12-27-1973.....n1	L	80-108

n1-Old Dominion Invitational (The Scope, Norfolk, Va.)

## Belmont (0-0)

**Home: 1-0, Away: 0-0, Neutral: 0-0**

3-19-2017.....h15	!	71- 57
-------------------	---	--------

\*Post-season NIT

## Benjamin Franklin (1-0)

**Home: 0-0, Away: 1-0, Neutral: 0-0**

12-27-1930.....a	W	34- 17
------------------	---	--------

## Bethune-Cookman (2-0)

**Home: 2-0, Away: 0-0, Neutral: 0-0**

12-31-2005.....h10	W	73- 46
11-19-2017.....h15	!	65- 62
12-1-2019.....h15	W	68- 65

## Birmingham Athletic Club (1-1)

**Home: 0-0, Away: 1-1, Neutral: 0-0**

1-13-1922.....a	W	34- 16
2-16-1923.....a	L	31- 37

## Birmingham Southern (2-0)

**Home: 0-0, Away: 1-0, Neutral: 1-0**

2-25-1921.....n1	W	53- 11
12-3-1948.....a	W	75- 45

n1-SIAA Tournament (City Auditorium, Atlanta, Ga.)

## Biscayne (1-0)

**Home: 1-0, Away: 0-0, Neutral: 0-0**

12-12-1978.....h10	W	70- 49
--------------------	---	--------

## Boise State (1-0)

**Home: 0-0, Away: 0-0, Neutral: 1-0**

12-22-2019.....n1	W	74- 60
-------------------	---	--------

n1 - Diamond Head Classic (Stan Sheriff Center, Honolulu, Hawaii)

## Boston College (19-13!)

**Home: 8-3!, Away: 7-6, Neutral: 4-4**

All Home Games: 8-3!  
At McCamish Pavilion: 4-2!  
At Alexander Memorial Coliseum: 3-1  
At Philips Arena: 1-0  
In Atlanta: 9-3  
In Boston/Chestnut Hill: 8-6  
At Conte Forum: 6-6  
As ACC members: 15-12  
In the ACC Tournament: 1-3  
All Neutral Games: 4-4  
Under Bobby Cremins: 2-0  
Under Paul Hewitt: 4-3  
Under Brian Gregory: 5-4  
Under Josh Pastner: 6-2  
Under Damon Stoudamire: 0-1  
Vs. Jim Christian: 4-4  
Vs. Earl Grant: 3-1  
Longest Winning Streak: 5 games (2019-23)  
Longest Losing Streak: 3 games (2012-13)  
Most Points Scored: 103 on 3-7-1996  
Fewest Points Scored: 37 on 1-19-1980  
Most Points Allowed: 95 on 1-6-2024  
Fewest Points Allowed: 40 on 1-19-1980  
Largest Margin of Victory: 14 on 3-17-1996, 3-4-2007  
Largest Margin of Defeat: 11 on 1-8-2011  
1 Feb. 11, 2017 victory vacated by NCAA Committee on Infractions

• Boston College snapped a five-game losing streak in the series with a 95-87 win at McCamish Pavilion on Jan. 6, 2024, the most points the Eagles have scored against Tech in the series.

• Tech leads the all-time series, 19-13 (one win vacated by the NCAA Committee on infractions). The one scheduled meeting in 2020-21 in Atlanta was not played due to COVID-19.

• The teams have played to overtime six times in the series, including three of the last eight meetings and five times since the Eagles joined the ACC.

• Boston College has won three of the four ACC Tournament meetings between the two schools, and each time the tournament result has mirrored the regular-season outcome.

• Thirteen of the games in the short series have been decided by less than 10 points, 14 of them by four points or less, and five in overtime.

• Tech is 8-3 against the Eagles at home, 4-1 at Alexander Memorial Coliseum, 1-0 at Philips Arena and 3-2 at McCamish Pavilion.

• Tech has played BC at three different venues in the Boston area. The Jan. 29, 2005 game was Tech's first visit to the Conte Forum, BC's current home court, where the Jackets are 6-6, and have won the last three games in the building.

• The first game in the series on Dec. 31, 1946, was played at Boston Arena, and the teams also played in the Boston Garden on Jan. 19, 1980.

• Prior to BC's entry into the ACC, the teams met four times on neutral floors, including one outside the United States, a 65-62 overtime win for the Yellow Jackets in the 1986 Sunbury Ball in Tokyo, Japan.

• The teams have met twice in NCAA Tournament competition, both of them won by Tech. The Yellow Jackets downed the Eagles, 103-89, in the 1996 Southeast Regional second round in Orlando, and eliminated the Eagles, 57-54 in a 2004 second-round game in Milwaukee.

### All-Time Series Results

12-31-1946.....a	W	54- 50
1-19-1980.....n1	L	37- 40
12-20-1986 (ot) 16/nr	.....n2	W 65- 62
3-17-1996.....13/15	.....n3	W 103- 89
3-21-2004.....14/15...25/n	.....n4	W 57- 54
1-8-2006.....11/11	.....h10	W 60- 58
1-29-2006.....20/18	.....a	L 64- 66
3-4-2007.....h10	W	74- 60
3-8-2008.....a	W	86- 78
1-20-2009 (ot)	.....h10	L 76- 80
3-7-2009.....a	L	66- 67
2-27-2010.....h10	W	73- 68
1-8-2011.....a	L	75- 86
2-4-2012.....h13	W	51- 47
2-29-2012.....a	L	52- 56
3-9-2013.....a	L	72- 74
3-14-2013.....n5	L	64- 84
1-21-2014.....a	W	68- 60
2-13-2014.....h15	W	74- 71
3-12-2014 (ot)	.....n5	W 73- 70
1-25-2015.....h15	L	62- 64
3-10-2015.....n5	L	65- 66
2-27-2016.....a	W	76- 71
2-11-2017.....h15	!	65- 64
2-4-2018 (ot)	.....a	L 72- 80

3-6-2018.....n6	L	77- 87
3-3-2019 (ot)	.....h15	W 81- 78
1-11-2020.....a	W	71- 52
1-12-2022.....a	W	81- 76
3-5-2022 (ot)	.....h15	W 82- 78
3-4-2023.....a	W	73- 65
1-6-2024.....h15	L	87- 95

n1-Boston Garden, Boston, Mass.; n2-Sunbury Ball (Aoyama College, Tokyo, Japan); n3-NCAA Southeast Regional second round (Orlando [Fla.] Arena); n4-NCAA Tournament second round (Bradley Center, Milwaukee, Wis.); n5-ACC Tournament (Greensboro Coliseum, Greensboro, N.C.); n6-ACC Tournament (Barclays Center, Brooklyn, N.Y.)

## Boston University (3-0)

**Home: 1-0, Away: 0-0, Neutral: 2-0**

12-28-1965.....n1	W	83- 40
1-10-1975.....h10	W	73- 72
11-22-2009.....21/19	.....n2	W 85- 67

n1-Hurricane Classic (Miami, Fla.); n2-O'Reilly Auto Parts Puerto Rico Tip-Off, San Juan, P.R.

## Bowling Green (0-1)

**Home: 0-0, Away: 0-0, Neutral: 0-1**

12-30-1972.....n1	L	87-102
-------------------	---	--------

n1-Old Dominion Invitational (The Scope, Norfolk, Va.)

## Bradley (0-3)

**Home: 0-0, Away: 0-2, Neutral: 0-1**

12-19-1949.....a	L	60- 84
12-16-1950.....a	L	55- 85
12-29-1995.....n1	L	82- 84

n1-Cable Car Classic (San Jose [Calif.] Arena)

## Brigham Young (1-0)

**Home: 0-0, Away: 0-0, Neutral: 1-0**

12-29-1978.....n1	W	83- 81
-------------------	---	--------

n1-Pillsbury Holiday Classic (Minneapolis, Minn.)

## Brown (1-0)

**Home: 1-0, Away: 0-0, Neutral: 0-0**

12-19-1966.....h10	W	93- 75
--------------------	---	--------

## California (0-3)

**Home: 0-0, Away: 0-2, Neutral: 0-1**

12-29-1950.....a	L	57- 82
12-30-1950.....a	L	45- 78
11-23-2012.....n1	L	57- 68

n1-DirectTV Classic (Anaheim, Calif.)

## California All-Stars (1-2)

**Home: 0-2, Away: 0-0, Neutral: 0-0**

11-9-1998 (ext)	.....h10	W 94- 89
11-9-1999 (ext)	.....h10	L 85- 95
11-7-2000 (ext)	.....h12	L 86- 07

## CSU-Bakersfield (0-0)

**Home: 0-0, Away: 0-0, Neutral: 0-0**

3-28-2017.....n1	!	76- 61
------------------	---	--------

n1-Post-season NIT semifinal (Madison Square Garden, New York, N.Y.)

## Camp Wheeler (1-0)

**Home: 1-0, Away: 0-0, Neutral: 0-0**

2-22-1943.....h9	W	36- 33
------------------	---	--------

## Campbell (2-0)

**Home: 2-0, Away: 0-0, Neutral: 0-0**

2-26-1979.....h10	W	83- 61
11-27-1995.....20/20	.....h11	W 87- 76

## Canisius (1-1)

**Home: 0-0, Away: 1-1, Neutral: 0-0**

12-30-1954.....a1	L	56- 70
12-31-1955.....a1	W	86- 82

a1-Queen City Tournament (Buffalo, N.Y.)

## Carson-Newman (1-0)

**Home: 1-0, Away: 0-0, Neutral: 0-0**

11-2-2007 (ext)	.....h10	W 126- 86
-----------------	----------	-----------

## Catholic (0-1)

**Home: 0-0, Away: 0-1, Neutral: 0-0**

2-16-1921.....a	L	23- 37
-----------------	---	--------

## Centenary (3-0)

**Home: 2-0, Away: 0-0, Neutral: 1-0**

1-10-2006.....n1	W	85- 69
12-18-2006.....h10	W	92- 52
12-22-2007.....h10	W	86- 41

n1-CenturyTel Center, Bossier City, La.

## Central Columbus YMCA (0-1)

**Home: 0-1, Away: 0-0, Neutral: 0-0**

1-8-1924.....h4	L	18- 42
-----------------	---	--------

## Central Michigan (1-0)

**Home: 0-0, Away: 0-0, Neutral: 1-0**

12-17-1983.....n1	W	73- 71
-------------------	---	--------

n1-Casaba Club Classic (A.G. Spanos Center, Stockton, Calif.)

## Central YMCA (1-0)

**Home: 1-0, Away: 0-0, Neutral: 0-0**

2-12-1924.....h4	W	34- 26
------------------	---	--------

## Centre (1-0)

**Home: 0-0, Away: 0-0, Neutral: 1-0**

2-27-1923.....n1	W	34- 26
------------------	---	--------

n1-SIAA Tournament (City Auditorium, Atlanta, Ga.)

## College of Charleston (5-1)

**Home: 5-1, Away: 0-0, Neutral: 0-0**

2-11-1975.....h10	W	89- 82
2-28-1976.....h10	W	91- 52
1-5-1977.....h10	W	97- 76
2-19-1979.....h10	W	61- 43
1-28-1992.....20/18	.....h10	W 77- 70
1-16-1993.....8/8	.....h10	L 67- 84

## University of Charleston (1-0)

**Home: 1-0, Away: 0-0, Neutral: 0-0**

1-20-1979.....h10	W	69- 63
-------------------	---	--------

Formerly Morris Harvey College (W.Va.)

## Charleston Southern (8-1)

**Home: 8-1, Away: 0-0, Neutral: 0-0**

11-27-1978.....h10	W	111- 54
2-14-1981.....h10	L	51- 74
11-24-1984.....18/nr	.....h10	W 79- 66
12-10-1988.....12/12	.....h10	W 101- 66
11-16-1998.....h10	W	103- 63
11-21-2000.....h10	W	85- 62
12-22-2004.....9/9	.....h10	W 90- 48
11-12-2010.....h10	W	52- 39
11-22-2021.....h15	W	85- 70

Formerly Baptist College

## Charlotte (8-1)

**Home: 4-1, Away: 3-0, Neutral: 1-0**

12-22-1970.....h10	W	72- 58
2-19-1973.....h10	W	81- 66
1-14-1985.....9/10	.....a	W 86- 68
2-6-1986.....2/2	.....h10	W 87- 76
11-16-2007.....n1	W	82- 77
1-2-2010.....v/20	.....a	W 76- 67
1-2-2011 (2ot)	.....h10	L 83- 86
12-29-2013.....a	W	58- 55
12-30-2014.....h15	W	67- 66

n1-Paradise Jam (St. Thomas, U.S. Virgin Islands)  
Also known as UNC Charlotte

## Chattanooga (16-2)

**Home: 9-0, Away: 7-2, Neutral: 0-0**

2-21-1914.....a	W	23- 21
2-7-1920.....a	L	11- 25
2-18-1922.....a	W	33- 30
2-13-1923.....a	L	29- 41
2-22-1924.....a	W	23- 19
2-11-1942.....h9	W	64- 32
12-12-1946.....h9	W	63- 37
12-19-1947.....h9	W	63- 50
12-11-1948.....h9	W	81- 45
12-3-1949.....h9	W	84- 39
1-2-1950.....a	W	73- 43
11-27-1984.....18/nr	.....h10	W 74- 58
12-4-1985.....5/4	.....a	W 94- 74

HISTORY

# SERIES HISTORY VS. ALL OPPONENTS

12-7-1991.....17/16.....h10	W	97- 84
12-22-1992.....16/15.....a	W	81- 74
12-14-2009.....22/15.....a	W	95- 64
2-16-2011.....h10	W	62- 53
1-2-2013.....h14	W	74- 58

Also known as UT-Chattanooga

## Cincinnati (3-9)

Home: 2-0, Away: 0-5, Neutral: 1-4

12-21-1926.....a1	L	25- 52
3-5-1976.....13/18.....n1	L	60- 71
2-12-1977.....12/11.....a2	L	73- 84
3-5-1977.....14/20.....n2	L	61- 74
1-2-1978.....11/11.....h10	W	59- 56
2-9-1978.....a2	L	67- 75
3-2-1978.....nr/18.....n3	W	39- 38
1-29-1979.....h10	W	82- 73
2-5-1979.....a2	L	51- 55
12-28-1994.....17/16.....20/18.....n4	L	66- 69
3-22-1996.....13/15.....7/6.....n5	L	70- 87
11-22-2023.....a3	L	54- 89

a1-Schmidlapp Gym; a2-Riverfront Coliseum; a3-Fifth Third Bank Arena; n1-Metro Tournament (Freedom Hall, Louisville, Ky.); n2-Metro Tournament (Mid-South Coliseum, Memphis, Tenn.); n3-Metro Tournament (Riverfront Coliseum, Cincinnati, Ohio); n4-Rainbow Classic (Special Events Center, Honolulu, Hawaii); n5-NCAA Southeast Regional semifinal (Rupp Arena, Lexington, Ky.)

## Cincinnati YMCA (0-1)

Home: 0-0, Away: 0-1, Neutral: 0-0

12-22-1926.....a	L	41- 43
------------------	---	--------

## Clark Atlanta (2-0)

Home: 1-1, Away: 0-0, Neutral: 0-0

11-5-2010 (ot) (exh).....h10	W	71- 68
11-1-2023 (exh).....h15	W	91- 75

## Clayton State (3-0)

Home: 3-0, Away: 0-0, Neutral: 0-0

11-7-2014 (exh).....h15	W	74- 41
1-23-2022.....h15	W	103- 53
11-7-2022.....h15	W	93- 63

## Clemson (68-78)

Home: 46-28, Away: 18-49, Neutral: 4-1

All Home Games: 46-28!  
At McCamish Pavilion: 6-6!  
At Alexander Memorial Coliseum: 27-15  
At Philips Arena: 0-1  
At Georgia Dome: 1-0  
In Atlanta: 47-28!  
All Road Games: 18-49  
At Littlejohn Coliseum: 10-42  
As ACC members: 40-55!  
In the ACC Tournament: 4-1  
All Neutral Games: 4-1  
As SIC members: 8-5  
As SIAA members: 3-2  
As SoCon members: 6-5  
Under Whack Hyder: 9-8  
Under Dwane Morrison: 0-8  
Under Bobby Cremins: 19-21  
Under Paul Hewitt: 12-11  
Under Brian Gregory: 2-8  
Under Josh Pastner: 5-9!  
Under Damon Stoudamire: 1-1  
Vs. Brad Brownell: 9-21!  
Longest Winning Streak: 7 games (1943-66)  
Longest Losing Streak: 14 games (1972-82)  
Most Points Scored: 111 on 1-24-2001  
Fewest Points Scored: 17 on 2-20-1920  
Most Points Allowed: 108 on 1-24-2001  
Fewest Points Allowed: 13 on 1-5-1924, 1-20-1937  
Largest Margin of Victory: 38 on 1-20-1937  
Largest Margin of Defeat: 29 on 1-8-1977

1/12/2017 victory vacated by NCAA Committee on Infractions

• The oldest and longest-running series the Yellow Jackets have with an ACC member, the 146 all-time meetings are more than 30 greater than Tech has played with any other ACC opponent. The series dates back to the 1912-13 season, when John Heisman coached the Tech basketball team.

• Clemson is one of two permanent home-and-away opponents on Tech's schedule each year (Notre Dame is the other).

• The teams have split the last 10 meetings, and split the two games in 2023-24 each team winning on the other's home

court. Tech won 93-90 in double-overtime at Clemson, and the Tigers defeated the Jackets, 81-57, in Atlanta.

• The Yellow Jackets have swept the season series just once (2019-20) since the 2004-05 season.

• The Yellow Jackets trail 55-40 to the Tigers since joining the ACC.

• Tech has an all-time record of 46-28 against the Tigers at home, including a 27-15 record at Alexander Memorial Coliseum and a 6-6 mark at McCamish Pavilion.

• Tech is 9-21 vs. Tiger teams coached by Brad Brownell.

• Tech is just 18-49 all-time in games played at Clemson, including an 10-42 mark in Littlejohn Coliseum. The Jackets lost 14 straight games on the road in the series, and 13 in a row at Littlejohn, before Tech won on March 6, 2020. Tech was Clemson's first opponent in Littlejohn Coliseum back on Nov. 30, 1968. The Tigers won, 76-72.

• Tech's 111-108 win against the Tigers at Littlejohn Coliseum on Jan. 24, 2001 is the highest-scoring regulation game Tech has had with any ACC opponent. The Jackets' current record of 17 three-point field goals was set in that game. The Jackets defeated Florida State by the same score in Tallahassee (in two OTs) on Feb. 11, 1999, and lost to Wake Forest in the 2007 ACC Tournament, 114-112 in double-overtime.

• The Yellow Jackets have won three of four ACC Tournament meetings with the Tigers, including a 69-61 semi-final decision on the way to the 1993 conference title in Charlotte.

## All-Time Series Results

2-7-1913.....h3	L	22- 26
2-8-1913.....a	W	29- 11
1-23-1920.....h4	W	32- 17
2-20-1920.....a	L	17- 41
2-5-1921.....h4	W	28- 22
1-13-1923.....a	W	26- 17
1-27-1923.....h4	W	35- 22
1-5-1924.....a	W	48- 13
2-8-1924.....h4	W	39- 22
1-10-1925.....h4	L	18- 20
2-14-1925.....a	L	30- 32
1-17-1928.....h7	W	42- 24
1-5-1929.....h7	W	29- 23
3-1-1929.....h1	L	26- 30
1-11-1930.....h7	L	24- 25
2-15-1930.....a	L	26- 40
1-7-1933.....a	W	29- 28
2-7-1934.....h4	W	31- 25
1-12-1935.....a	L	29- 43
1-11-1936.....h8	L	32- 35
1-25-1936.....a	L	31- 39
1-20-1937.....h8	W	51- 13
2-25-1938.....h8	W	53- 33
1-8-1941.....h9	W	63- 51
1-22-1941 (ot).....a	L	49- 52
2-10-1943.....h9	W	43- 32
1-22-1944.....a	W	50- 34
1-29-1944.....h9	W	58- 24
12-20-1945.....h9	W	52- 38
1-5-1946.....a	W	61- 46
2-3-1965.....h10	W	93- 78
1-6-1966.....h10	W	87- 72
2-22-1966.....a	L	90-106
1-5-1967.....h10	L	55- 76
1-24-1967.....a	W	88- 77
2-1-1968.....h10	W	99- 64
2-28-1968.....a	W	80- 51
11-30-1968.....a	L	72- 76
1-8-1969.....h10	W	72- 66
1-7-1970.....h10	W	96- 84
1-19-1970.....a	L	78- 88
1-6-1971.....h10	W	72- 55
1-20-1971.....a	W	74- 64
1-5-1972.....h10	L	57- 66
1-29-1972.....a	L	70- 83
11-28-1972.....a	L	77- 86
2-3-1973.....h10	L	57- 74
12-15-1973.....a	L	61- 63
3-2-1974.....h10	L	58- 71
2-19-1975.....16/nr.....h10	L	69- 85
1-8-1977.....16/15.....a	L	69- 98
1-5-1980.....h10	L	48- 56
1-31-1980.....16/17.....a	L	52- 76
1-7-1981.....20/20.....h10	L	54- 65
1-21-1981.....19/nr.....a	L	48- 72
1-6-1982.....h10	L	57- 62
1-20-1982.....a	L	49- 55
1-11-1983.....h10	W	71- 66
1-24-1983.....a	L	56- 58
1-11-1984.....a	L	69- 79
1-26-1984.....h10	W	59- 52
1-8-1985.....9/10.....h10	L	81- 90
1-23-1985.....16/17.....a	W	64- 59
1-18-1986.....5/5.....a	W	83- 71
3-2-1986.....4/3.....h10	W	74- 63

3-7-1986.....6/6.....n2	W	79- 61
1-20-1987.....10/12.....h10	L	66- 67
2-25-1987.....13/12.....a	L	77- 88
1-26-1988.....h10	W	85- 76
3-5-1988 (2ot).....13/15.....a	L	94- 97
1-25-1989.....nr/19.....h10	W	75- 74
3-4-1989 (ot).....a	L	79- 81
1-25-1990.....13/11.....a	L	90- 91
3-3-1990.....11/11.....20/20.....h10	W	85- 69
1-24-1991.....nr/25.....h10	W	89- 68
3-2-1991.....nr/21.....a	L	62- 69
2-5-1992 (ot).....20/18.....a	L	78- 95
3-8-1992.....h10	W	101- 82
2-4-1993.....22/22.....h10	L	80- 83
3-7-1993.....a	W	66- 59
3-13-1993.....n3	W	69- 61
2-2-1994.....a	L	69- 88
3-5-1994.....h10	W	90- 79
2-1-1995.....21/20.....h10	W	80- 50
2-4-1995.....a	L	63- 65
1-30-1996.....25/nr.....24/21.....a	L	70- 73
3-3-1996.....18/20.....h10	W	87- 74
1-30-1997.....7/6.....a	L	57- 70
3-1-1997.....12/10.....h10	L	53- 55
2-4-1998.....h10	W	70- 52
3-1-1998.....a	L	62- 76
1-28-1999.....h10	W	66- 62
2-28-1999.....a	L	64- 92
2-2-2000.....a	L	58- 70
3-4-2000.....h10	W	85- 69
1-24-2001.....a	W	111-108
2-25-2001.....h10	W	85- 64
1-5-2002.....h10	L	76- 83
2-6-2002.....a	W	74- 50
2-5-2003.....a	L	67- 69
3-8-2003.....h10	W	66- 56
1-27-2004.....14/16.....h10	W	76- 69
2-28-2004.....18/20.....a	W	79- 60
2-8-2005.....a	W	70- 62
3-5-2005.....h10	W	64- 56
1-21-2006.....h10	L	63- 73
3-4-2006.....a	L	82- 95
1-6-2007.....23/18.....a	L	74- 75
2-3-2007.....25/21.....h10	W	80- 62
2-14-2008.....a	L	67- 82
3-6-2008.....24/v.....h10	W	80- 75
1-25-2009.....10/9.....a	L	59- 73
2-22-2009.....13/13.....h10	L	73- 81
3-12-2009.....17/18.....n4	W	86- 81
1-19-2010.....19/18.....17/16.....h10	W	66- 64
3-2-2010.....a	L	80- 91
1-12-2011.....a	L	62- 87
2-5-2011.....h10	L	56- 65
1-21-2012.....a	L	62- 64
2-21-2012.....h13	L	37- 56
1-29-2013.....a	L	60- 63
2-14-2013.....h15	L	53- 56
2-4-2014.....a	L	41- 45
2-22-2014.....h15	L	55- 63
3-13-2014 (ot).....n2	L	65- 69
2-16-2015.....h15	W	63- 52
2-28-2015 (ot).....a	L	63- 70
2-13-2016.....a1	L	52- 66
2-23-2016.....h15	W	75- 73
3-9-2016 (ot).....n5	W	88- 85
1-12-2017.....h15	L	75- 63
2-1-2017.....a	L	62- 74
1-28-2018.....h15	L	70- 72
2-24-2018.....15/17.....a	L	67- 75
1-16-2019.....h15	L	60- 72
2-6-2019.....h15	L	42- 65
2-25-2020.....h15	W	68- 59
3-6-2020.....a	W	65- 62
1-20-2021.....h15	W	83- 65
2-12-2021.....a	L	72- 74
2-5-2022.....h15	W	69- 64
3-2-2022.....a	L	65- 68
12-21-2022.....h15	L	66- 79
1-24-2023.....24/23.....a	L	51- 72
1-16-2024 (2 ot).....a	W	93- 90
2-21-2024.....h15	L	57- 81

h3-Crystal Palace; h4-City Auditorium; h7-Temporary Gym; h8-Naval Armory; h9-Heisman Gym; h10-Alexander Memorial Coliseum; h13-Philips Arena; a1-Bon Secours Wellness Arena (Greenville, S.C.); n1-SIC Tournament (City Auditorium, Atlanta, Ga.); n2-ACC Tournament (Greensboro [N.C.] Coliseum); n3-ACC Tournament (Charlotte [N.C.] Coliseum); n4-ACC Tournament (Georgia Dome, Atlanta, Ga.); n5-ACC Tournament (Verizon Center, Washington, D.C.)

## Clemson YMCA (0-1)

Home: 0-0, Away: 0-1, Neutral: 0-0

2-21-1920.....a	L	32- 40
-----------------	---	--------

## Coastal Carolina (4-0)

Home: 4-0, Away: 0-0, Neutral: 0-0

11-28-1988.....14/nr.....h10	W	95- 65
12-19-1989.....14/13.....h10	W	109- 82
11-28-1994.....20/19.....h10	W	90- 78
12-17-1997.....h10	W	100- 63

## Colgate (1-0)

Home: 1-0, Away: 0-0, Neutral: 0-0

12-23-2015.....h14	W	76- 60
--------------------	---	--------

## Colorado State (1-0)

Home: 1-0, Away: 0-0, Neutral: 0-0

11-22-1991.....23/24.....h10	W	84- 67
------------------------------	---	--------

\*Preseason NIT second round

## Columbia (1-0)

Home: 0-0, Away: 0-0, Neutral: 1-0

12-11-1976.....n1	W	80- 79
-------------------	---	--------

n1-Marshall Invitational (Huntington, W.Va.)

## Columbus Kinners (0-1)

Home: 0-0, Away: 0-1, Neutral: 0-0

12-20-1926.....a	L	26- 35
------------------	---	--------

## Connecticut (2-2)

Home: 0-0, Away: 0-1, Neutral: 2-1

11-26-2003.....1/1.....n1	W	77- 61
4-5-2004.....14/15.....7/7.....n2	L	73- 82
2-11-2007.....n3	W	65- 52
2-9-2008.....a	L	68- 80

n1-Preseason NIT semifinals (Madison Square Garden, New York, N.Y.); n2-NCAA Final Four national championship game (Alamodome, San Antonio, Texas); n3-Georgia Dome, Atlanta, Ga.

## Coppin State (1-0)

Home: 1-0, Away: 0-0, Neutral: 0-0

12-27-2017.....h10	W	76- 62
--------------------	---	--------

## Cornell (4-0)

Home: 3-0, Away: 1-0, Neutral: 0-0

1-2-2002.....h10	W	86- 68
1-8-2003.....h10	W	81- 55
11-23-2003.....a	W	90- 69
11-13-2015.....h15	W	116- 81

## Crescent Athletic Club (0-1)

Home: 0-0, Away: 0-1, Neutral: 0-0

1-1-1930 (exh).....a	L	24- 28
----------------------	---	--------

## Croatian National Team (1-0)

Home: 1-0, Away: 0-0, Neutral: 0-0

11-16-1994 (exh).....h10	W	100- 61
--------------------------	---	---------

## CSKA Bulgaria (1-0)

Home: 1-0, Away: 0-0, Neutral: 0-0

11-4-1997 (exh).....h10	W
-------------------------	---

# SERIES HISTORY VS. ALL OPPONENTS

## Dayton (0-4)

Home: 0-1, Away: 0-2, Neutral: 0-1

12-17-1977	.....a	L	63- 65
11-19-2009	.....n1	L	59- 63
11-20-2013	.....h14	L	72- 82
12-23-2014	.....a	L	61- 75

*n1-O'Reilly Auto Parts Puerto Rico Tip-Off, San Juan, P.R.*

## Delaware State (4-0)

Home: 4-0, Away: 0-0, Neutral: 0-0

12-6-1997	.....22/23	.....h10	W	84- 63
11-14-2011	.....h14	W	70- 52	
11-11-2013	.....h15	W	68- 50	
12-20-2020	.....h15	W	74- 64	

## DePaul (2-2)

Home: 1-0, Away: 0-2, Neutral: 1-0

2-2-1979	.....a	L	71- 77	
2-22-1987	.....4/5	.....a	L	67- 84
2-6-1988	.....h10	W	71- 70	
3-15-1991	.....24/nr	.....n1	W	87- 70

*n1-NCAA Midwest Regional first round (Univ. of Dayton Arena, Dayton, Ohio)*

## DePauw (1-1)

Home: 1-0, Away: 0-1, Neutral: 0-0

12-28-1926	.....a	L	28- 61
12-13-1977	.....h10	W	94- 54

## Detroit (1-1)

Home: 0-0, Away: 0-1, Neutral: 1-0

1-2-1947	.....a	L	39- 48
12-28-1957	.....n1	W	70- 66

*n1-Motor City Classic (Detroit, Mich.)*

## Dixie Portland (1-0)

Home: 1-0, Away: 0-0, Neutral: 0-0

12-30-1926	.....h7	W	19- 18
------------	---------	---	--------

## Dixie Stars (1-0)

Home: 0-0, Away: 1-0, Neutral: 0-0

12-28-1928	.....a	W	53- 26
------------	--------	---	--------

## Duke (25-78)

Home: 17-30, Away: 5-39, Neutral: 3-9

All Home Games: 17-30  
 At McComish Pavilion: 2-5  
 At Alexander Memorial Coliseum: 13-21  
 At The Omni: 1-0  
 At Phillips Arena: 0-1  
 In Atlanta: 18-31  
 All Road Games: 5-39  
 At Cameron Indoor Stadium: 5-39  
 As ACC members: 21-66  
 In the ACC Tournament: 3-7  
 All Neutral Games: 3-9  
 As SC members: 0-1  
 Under Whack Hyder: 2-3  
 Under Dwane Morrison: 0-7  
 Under Bobby Cremins: 16-29  
 Under Paul Hewitt: 3-19  
 Under Brian Gregory: 0-6  
 Under Josh Pastner: 1-7  
 Under Damon Stoudamire: 1-1  
 vs. Mike Krzyzewski: 20-62  
 vs. Jon Scheyer: 1-2  
 Longest Winning Streak: 2 games (5 times)  
 Longest Losing Streak: 15 games (1997-2004)  
 Most Points Scored: 91 on 2-28-1988, 1-11-1990  
 Fewest Points Scored: 17 on 2-15-1922  
 Most Points Allowed: 110 on 1-4-2017  
 Fewest Points Allowed: 16 on 2-15-1922  
 Largest Margin of Victory: 11, three times  
 Largest Margin of Defeat: 53 on 1-4-2017

- Tech and Duke split their regular-season series in 2023-24, the Yellow Jackets winning 72-68 in Atlanta and the Blue Devils answering with an 84-79 decision in Durham.
- Duke has won 17 of the last 19 games in the series. The Yellow Jackets earned an 81-77 overtime victory on March 3 2021 in Atlanta, snapping a 14-game losing streak in the series that dated back to 2010.
- Since 2010, Georgia Tech and Duke have met home-and-away just three times - in 2013-14, 2019-20 and 2023-24.

- Tech has swept the Blue Devils only twice in the team's ACC history, in the 1986-87 season and again in 1995-96.
- The Blue Devils won 11 of the last 13 meetings at Alexander Memorial Coliseum and won 21 of 34 games over Tech in games played on the Jackets' former home court, as well as a 31-18 mark in games played in Atlanta. Duke is 5-2 at McComish Pavilion.
- Duke leads the overall series 78-25, and is 66-21 against Tech since the Jackets joined the ACC.
- Tech's four wins over Duke since 2000, not counting this season's victory, were by Yellow Jacket teams that made the NCAA Tournament (2004, 2007, 2010 and 2021).
- Tech's best stretch of the series occurred between 1982 and 1989, with 10 wins in 17 meetings. Tech has never won more than two in a row.
- Tech is 1-2 vs. current Duke coach Jon Scheyer, and 1-1 under its head coach Damon Stoudamire.
- Tech has won just five of 44 games played at Cameron Indoor Stadium, the first four coming in (1959, 1984, 1987 and 1996). Tech's last win occurred on Mar. 3, 2004 in a 76-68 victory, which snapped a 41-game homecourt winning streak for the Blue Devils and helped propel the Jackets to the Final Four.
- Tech is 3-7 against the Blue Devils in ACC Tournament encounters. Tech defeated Duke on the way to each of its three tournament titles, including semifinal victories in 1985 and 1990 and a first-round triumph in 1993. The Blue Devils have defeated Tech three times in championship games (1986, 2005, 2010).

### All-Time Series Results

2-15-1922	.....h5	W	17- 16		
3-1-1930	.....n1	L	37- 44		
2-13-1940	.....h9	W	41- 35		
1-18-1946	.....h9	L	39- 54		
2-12-1946	.....a	L	51- 73		
2-15-1947	.....h9	L	54- 64		
2-16-1948	.....h9	L	55- 60		
2-12-1949	.....a	L	42- 53		
12-10-1955	.....a	L	66- 87		
11-30-1956	.....h10	L	61- 71		
12-1-1959	.....a	W	59- 49		
12-19-1960	.....15/12	.....8/13	.....h	48- 61	
1-27-1973	.....h10	W	88- 86		
2-16-1974	.....a	L	60- 70		
2-22-1975	.....a	L	86- 107		
1-9-1976	.....h10	L	71- 91		
1-7-1980	.....1/1	.....a	L	42- 55	
1-21-1980	.....5/5	.....h10	L	49- 56	
2-4-1981	.....h10	L	68- 82		
2-21-1981	.....a	L	56- 83		
2-3-1982	.....a	L	46- 47		
2-20-1982	.....h10	W	87- 78		
2-9-1983	.....h10	W	67- 66		
2-26-1983	.....a	L	81- 106		
1-30-1984	.....h10	L	68- 69		
2-25-1984	.....14/19	.....a	W	58- 56	
3-9-1984	.....16/nr	.....n2	L	63- 67	
2-6-1985	.....10/7	.....5/5	.....h10	W	81- 71
2-23-1985	.....8/9	.....6/5	.....a	L	62- 67
3-9-1985	.....9/11	.....7/9	.....n3	W	75- 64
1-21-1986	.....4/3	.....2/2	.....h10	W	87- 80
2-9-1986	.....2/2	.....4/2	.....a	L	59- 75
3-9-1986	.....6/6	.....1/1	.....n2	L	67- 68
1-29-1987	.....13/11	.....h10	W	75- 66	
2-21-1987	.....17/18	.....a	W	79- 72	
2-3-1988	.....4/5	.....a	L	65- 78	
2-28-1988	.....20/16	.....5/5	.....h10	W	91- 87
2-2-1989	.....12/10	.....h10	W	81- 76	
2-20-1989	.....11/12	.....a	L	66- 91	
1-11-1990	.....9/9	.....10/11	.....h10	L	91- 96
1-28-1990	.....13/11	.....8/7	.....a	L	86- 88
3-10-1990	.....14/13	.....12/12	.....n4	W	83- 72
1-9-1991	.....24/21	.....14/11	.....a	L	57- 98
1-30-1991	.....23/22	.....7/7	.....h10	L	75- 77
1-11-1992	.....14/15	.....1/1	.....a	L	84- 97
2-12-1992	.....nr/24	.....1/1	.....h10	L	62- 71
3-14-1992	.....1/1	.....n4	L	76- 89	
1-10-1993	.....10/11	.....1/1	.....h10	W	80- 79
2-10-1993	.....nr/24	.....3/3	.....a	L	73- 63
3-12-1993	.....8/8	.....n4	W	69- 66	
1-8-1994	.....12/13	.....3/3	.....a	L	71- 88
2-8-1994	.....2/2	.....h10	L	63- 66	
12-30-1994	.....17/16	.....7/7	.....n5	L	69- 76
1-7-1995	.....24/20	.....11/9	.....h10	W	75- 68
2-9-1995	.....18/15	.....a	L	70- 77	
1-7-1996	.....19/20	.....a	W	86- 81	
2-7-1996 (ot)	.....h10	W	73- 71		
1-5-1997	.....13/11	.....h	L	56- 66	
2-2-1997	.....12/11	.....a	L	61- 70	
2-1-1998	.....1/1	.....a	L	69- 90	
2-25-1998	.....1/1	.....h	L	53- 76	
1-6-1999	.....2/2	.....a	L	58- 99	
2-6-1999	.....2/2	.....h	L	79- 87	
1-12-2000	.....6/7	.....a	L	52- 87	
2-12-2000	.....3/3	.....h	L	65- 84	

1-20-2001	.....2/2	.....h	L	77- 98	
2-21-2001	.....4/4	.....a	L	54- 98	
1-10-2002	.....2/1	.....a	L	79-104	
2-9-2002	.....1/1	.....h	L	63- 95	
1-25-2003	.....3/3	.....a	L	71- 91	
2-26-2003	.....6/5	.....h	L	58- 77	
1-31-2004	.....14/16	.....1/1	.....h	82- 74	
3-3-2004	.....19/22	.....3/3	.....a	W	76- 68
3-13-2004	.....14/18	.....5/4	.....n2	L	71- 85
2-5-2005	.....25/23	.....4/6	.....a	L	65- 82
2-23-2005	.....7/10	.....h	L	56- 60	
3-13-2005	.....6/6	.....n6	L	64- 69	
2-22-2006	.....1/1	.....h	L	66- 73	
1-10-2007	.....11/11	.....h	W	74- 63	
2-18-2007	.....a	L	62- 71		
2-27-2008	.....7/6	.....a	L	58- 71	
3-14-2008	.....7/7	.....n7	L	70- 82	
1-14-2009	.....3/2	.....h	L	56- 70	
1-9-2010	.....20/17	.....5/5	.....h	W	71- 67
2-4-2010	.....21/19	.....10/9	.....a	L	67- 86
3-14-2010	.....4/4	.....n2	L	61- 65	
2-20-2011	.....5/5	.....a	L	57- 79	
1-7-2012	.....5/3	.....h13	L	74- 81	
1-17-2013	.....3/3	.....a	L	57- 73	
1-7-2014	.....16/13	.....a	L	57- 79	
2-18-2014	.....5/6	.....h15	L	51- 68	
2-4-2015	.....4/5	.....a	L	66- 72	
2-2-2016	.....h15	L	71- 80		
1-4-2017	.....8/8	.....a	L	57-110	
2-11-2018	.....9/8	.....h15	L	69- 80	
1-26-2019	.....2/2	.....a	L	53- 66	
1-8-2020	.....2/2	.....h15	L	64- 73	
1-26-2020	.....a	L	68- 75		
3-2-2021 (ot)	.....h15	W	81- 77		
1-4-2022	.....2/2	.....a	L	57- 69	
1-29-2023	.....nr/25	.....h15	L	43- 86	
12-2-2023	.....7/7	.....h15	W	72- 68	
1-13-2024	.....11/11	.....a	L	79- 84	

Known as Trinity College until 1924  
*n1-SIC Tournament (City Auditorium, Atlanta, Ga.); n2-ACC Tournament (Greensboro [N.C.] Coliseum); n3-ACC Tournament (The Omni, Atlanta, Ga.); n4-ACC Tournament (Charlotte [N.C.] Coliseum); n5-Rainbow Classic (Special Events Center, Honolulu, Hawaii); n6-ACC Tournament (MCI Center, Washington, D.C.); n7-ACC Tournament (Bovcats Arena, Charlotte, N.C.)*

## Duquesne (2-0)

Home: 1-0, Away: 0-0, Neutral: 1-0

3-17-1970	.....n1	W	78- 68
12-29-2015	.....h14	W	73- 67

*n1-NIT first round (Madison Square Garden, New York, N.Y.)*

## EA Sports All-Stars (1-0)

Home: 1-0, Away: 0-0, Neutral: 0-0

11-12-2001 (exh)	.....h10	W	112- 85
------------------	----------	---	---------

## East Carolina (4-1)

Home: 3-1, Away: 1-0, Neutral: 0-0

1-27-1979 (ot)	.....h10	L	64- 66
2-17-1979	.....a	W	82- 68
1-4-1989	.....h10	W	92- 69
12-3-1994	.....h10	W	100- 74
11-16-2018	.....h15	W	79- 54

## East Tennessee State (4-2)

Home: 3-1, Away: 0-1, Neutral: 1-0

1-13-1976	.....h	W	79- 54
12-18-1976	.....h	W	62- 54
12-16-1978	.....a	L	76- 86
3-15-1990	.....n1	W	99- 83
12-7-2013	.....h15	W	87- 57
11-22-2015	.....h15	L	68- 69

*n1-NCAA Southeast Regional first round (Thompson-Boling Arena, Knoxville, Tenn.)*

## Eastern Illinois (1-0)

Home: 0-0, Away: 0-0, Neutral: 1-0

11-22-2001	.....n1	W	70- 65
------------	---------	---	--------

*n1-Las Vegas Invitational (Valley High School, Las Vegas, Nev.)*

## Elon (4-0)

Home: 4-0, Away: 0-0, Neutral: 0-0

1-22-2003	.....h10	W	66- 47	
11-21-2005	.....h10	W	81- 69	
11-10-2006	.....23/21	.....h10	W	83- 49
11-11-2015	.....h15	W	64- 41	

## Evansville (0-1)

Home: 0-0, Away: 0-1, Neutral: 0-0

12-23-1926	.....a	L	36- 38
------------	--------	---	--------

## Flagler (3-0)

Home: 3-0, Away: 0-0, Neutral: 0-0

12-1-1980	.....h10	W	87- 59
1-13-1982	.....h10	W	79- 71
12-12-1983	.....h10	W	95- 52

## Florida (27-20)

Home: 17-5, Away: 7-12, Neutral: 3-3

2-3-1923	.....h4	W	52- 20
1-7-1929	.....h7	W	36- 19
1-8-1929	.....h7	W	33- 26
2-24-1929	.....n1	W	50- 24
1-14-1931	.....a	L	31- 39
1-20-1931	.....h7	W	32- 23
2-27-1931	.....n1	L	48- 53
1-9-1932	.....a	W	41- 32
2-17-1932	.....h4	W	38- 23
1-4-1936	.....a	L	25- 36
2-17-1936	.....h8	W	39- 22
1-13-1937	.....a	W	35- 25
2-15-1937	.....h8	W	43- 37
2-17-1938	.....h8	W	54- 40
2-4-1939 (ot)	.....a	L	29- 33
1-15-1940	.....h9	L	40- 45
2-1-1946	.....h9	W	64- 53
2-23-1946	.....a	W	58- 50
2-13-1948	.....h9	W	65- 42
2-28-1948	.....a	W	63- 55



## SERIES HISTORY VS. ALL OPPONENTS

## Florida State (34-46!)

Home: 20-171, Away: 11-26, Neutral: 3-3

All Home Games:	20-171
At McCamish Pavilion:	4-3!
At Alexander Memorial Coliseum:	16-14
At Georgia Dome:	0-1
In Atlanta:	20-18!
All Road Games:	11-26
At Tucker Center:	8-19
As ACC members:	24-32!
In the ACC Tournament:	2-2
All Neutral Games:	3-3
As Metro Conference members:	1-3
Under Whack Hyder:	8-10
Under Dwane Morrison:	2-4
Under Bobby Cremins:	8-11
Under Paul Hewitt:	9-10
Under Brian Gregory:	1-4
Under Josh Pastner:	5-6!
Under Damon Stoudamire:	1-1
Vs. Leonard Hamilton:	14-20 (13-20! at FSU)
Longest Winning Streak:	5 games (1995-97)
Longest Losing Streak:	10 games (2007-15)
Most Points Scored:	111 on 2-11-1999
Fewest Points Scored:	47 on 2-16-19
Most Points Allowed:	108 on 2-19-72, 2-11-1999
Fewest Points Allowed:	55 on 1-19-1963
Largest Margin of Victory:	31 on 1-30-2002
Largest Margin of Defeat:	58 on 2-19-1972

Tech victory on Jan. 25, 2017 vacated by the NCAA Committee on Infractions

• Georgia Tech has won five of the last seven games in the series. The teams split their regular-season series in 2023-24, each team winning on its home court.

• The Seminoles have won 17 of the last 24 meetings in the series and hold a 46-34 advantage all-time.

• Since FSU joined the ACC, Tech is 24-32 against the Seminoles. Florida State won the first six in a row, Tech followed by winning five straight, and is 19-26 against the Seminoles since then.

• In those 56 games, 23 have been decided by four points or less, 35 by fewer than 10 points. One of those games went to double-overtime, which the Yellow Jackets won 111-108 on Feb. 11, 1999 in Tallahassee.

• Tech is 20-18 against the Seminoles in Atlanta (including an ACC Tournament loss), 4-3 at McCamish Pavilion.

• Tech is 13-20 against Seminoles teams led by head coach Leonard Hamilton. Tech is 14-20 against Hamilton overall, with a victory over his Miami team in December of 1997.

• Tech is 11-26 in games played in Tallahassee, including an 8-19 mark at the Donald L. Tucker Civic Center, formerly known as the Tallahassee-Leon County Civic Center. The Jackets have lost the last six meetings in Tallahassee.

• Tech and Florida State were both members of the old Metro Conference from 1976-78, and the Seminoles won three of those four meetings.

• Florida State and Tech have split four ACC Tournament meetings, with Tech defeating the Seminoles, 80-75, in the championship game of the 2021 tournament. The four games have been decided by a total of nine points.

## All-Time Series Results

1-19-1963.....7/6.....h10 W	70- 55
2-15-1964 (ot).....h10 W	77- 73
1-20-1965.....a L	65- 72
2-15-1965.....h10 W	77- 76
1-31-1966.....a L	66- 71
2-14-1966.....h10 W	95- 88
1-28-1967.....a W	75- 68
2-25-1967.....h10 W	102- 84
1-20-1968.....h10 L	57- 73
2-24-1968.....a L	67- 72
2-18-1969.....a W	84- 76
2-22-1969.....h10 L	80- 98
1-24-1970.....18/NR.....h10 L	83- 89
2-21-1970.....8/11.....a L	80- 97
1-23-1971.....a W	85- 67
2-8-1971.....h10 L	76- 81
1-22-1972.....h L	69- 71
2-19-1972.....14/11.....a L	50-108
3-3-1977.....n1 W	72- 67
2-21-1978.....12/10.....a L	72- 78
2-25-1978.....12/10.....h10 L	82- 85
3-3-1978.....nr/18.....11/11.....n2 L	69- 71
1-23-1979.....a L	73- 79
2-10-1979.....h10 W	75- 72
1-23-1992.....18/17.....h10 L	79- 83
2-15-1992.....23/21.....a L	67- 80
1-31-1993.....18/17.....19/20.....a L	77- 96
3-4-1993.....11/11.....h10 L	82- 83
1-29-1994.....21/19.....h10 L	73- 74
3-2-1994.....a L	68- 71

1-29-1995.....21/21.....a W	81- 68
3-2-1995.....h10 W	69- 67
1-27-1996.....h10 W	79- 58
2-28-1996.....18/20.....a W	83- 68
1-15-1997.....h10 W	71- 58
2-9-1997.....a L	62- 64
1-18-1998.....17/16.....h L	67- 70
2-18-1998.....a W	72- 59
1-11-1999.....h10 L	56- 75
2-11-1999 (2ot).....a W	111-108
1-19-2000.....h10 W	65- 62
2-21-2000.....a L	54- 64
3-9-2000.....n3 L	62- 63
1-27-2001.....h10 W	77- 68
2-28-2001.....a L	59- 69
1-30-2002.....h10 W	77- 46
3-2-2002.....a W	86- 78
1-14-2003.....h10 W	81- 74
2-15-2003.....a L	64- 71
2-3-2004.....15/16.....a L	65- 81
3-6-2004.....19/22.....h10 W	63- 60
2-2-2005.....25/23.....h10 W	64- 61
2-20-2005.....a W	76- 75
2-9-2006.....a L	79- 80
1-13-2007.....h10 W	88- 80
2-13-2007.....a W	63- 57
12-30-2007.....h10 L	64- 66
2-5-2009.....a L	58- 62
3-13-2009.....22/22.....n4 L	62- 64
12-20-2009 (ot) 22/15.....h10 L	59- 66
1-24-2010.....19/18.....a L	66- 68
2-10-2011.....h10 L	63- 72
2-1-2012.....21/24.....a L	54- 68
2-5-2013.....h15 L	54- 56
3-2-2014.....a L	71- 81
2-14-2015.....h15 L	53- 57
2-17-2016.....a W	86- 80
1-25-2017.....6/6.....h15 W	78- 56
1-24-2018.....a L	77- 88
2-2-2019.....25/rv.....a L	49- 59
2-16-2019.....17/19.....h15 L	47- 69
12-31-2019.....18/18.....a L	58- 70
12-15-2020.....15/15.....a L	61- 74
1-30-2021.....16/16.....h15 W	76- 65
3-13-2021.....16/16.....n5 W	80- 75
1-26-2022.....h15 W	75- 61
1-7-2023.....a L	64- 75
3-7-2023.....n5 W	61- 60
1-3-2024.....a L	71- 82
3-2-2024.....h15 W	85- 76

n1-Metro Tournament (Mid-South Coliseum, Memphis, Tenn.); n2-Metro Tournament (Riverfront Coliseum, Cincinnati, Ohio); n3-ACC Tournament (Charlotte [N.C.] Coliseum); n4-ACC Tournament (Georgia Dome, Atlanta, Ga.); n5-ACC Tournament (Greensboro Coliseum, Greensboro, N.C.)

## Florida Tech (2-0)

Home: 2-0, Away: 0-0, Neutral: 0-0

11-3-2018 (exh).....h15 W	87- 36
2-18-2023.....h15 W	87- 36

## Fordham (3-1)

Home: 2-0, Away: 0-1, Neutral: 1-0

2-15-1990.....13/11.....n1 W	83- 78
2-18-1990.....20/20.....h10 W	92- 72
12-29-2011.....a L	66- 72
12-29-2012.....h15 W	73- 48

n1-Madison Square Garden (New York, N.Y.)

## Fort Benning (5-0)

Home: 3-0, Away: 2-0, Neutral: 0-0

2-10-1922.....a W	24- 23
1-3-1932.....a W	42- 21
1-27-1937.....h10 W	70- 26
1-24-1942.....h10 W	53- 44
2-2-1943.....h10 W	65- 40

## Fort McPherson (1-0)

Home: 0-0, Away: 1-0, Neutral: 0-0

1-13-1925 (2ot).....a W	28- 26
-------------------------	--------

## Francis Marion (2-0)

Home: 2-0, Away: 0-0, Neutral: 0-0

2-10-1982.....h10 W	79- 54
1-26-1983.....h10 W	88- 76

## Franklin &amp; Marshall (1-0)

Home: 0-0, Away: 1-0, Neutral: 0-0

1-4-1930.....a W	51- 36
------------------	--------

## Furman (23-6)

Home: 14-2, Away: 9-4, Neutral: 0-0

1-21-1921.....h4 W	44- 24
1-12-1924.....a L	37- 42
12-15-1947.....h9 L	53- 54
1-13-1948.....a W	65- 64
12-18-1948.....h9 W	64- 49
12-10-1949.....h9 W	87- 56
12-9-1950.....h10 W	87- 50
1-31-1953.....a L	93-111
2-11-1954.....h9 L	67-114
1-13-1955.....a L	95-111
1-18-1956.....a W	85- 75
12-6-1956.....h10 W	93- 74
1-2-1958.....h10 W	74- 64
12-13-1958.....a W	82- 77
12-3-1959.....h10 W	91- 63
12-3-1960.....h10 W	80- 54
12-29-1961.....a1 W	72- 65
12-3-1962 (ot).....a W	80- 79
12-4-1963.....h10 W	92- 69
1-9-1965.....a W	96- 85
2-8-1966.....h10 W	110- 68
1-10-1967 (ot).....a L	68- 69
1-17-1968.....h10 W	68- 61
1-28-1969.....a W	72- 63
1-15-1970.....h10 W	88- 61
2-27-1971.....a W	81- 66
12-22-1971.....h10 W	108- 91
12-29-1975.....a1 W	98- 81
12-19-1994.....h W	94- 73

a1-Poinsettia Tournament (Greenville, S.C.)

## Gardner-Webb (1-1)

Home: 1-1, Away: 0-0, Neutral: 0-0

12-1-2002.....h10 W	75- 53
12-17-2018.....h15 L	69- 79

## George Mason (1-0)

Home: 0-0, Away: 0-0, Neutral: 1-0

11-20-2009.....n1 W	70- 62
---------------------	--------

n1-O'Reilly Auto Parts Puerto Rico Tip-Off, San Juan, P.R.

## George Washington (3-0)

Home: 1-0, Away: 1-0, Neutral: 1-0

1-2-1988.....h10 W	86- 57
12-3-1988.....a W	94- 64
3-18-2005.....25/25.....n1 W	80- 68

n1-NCAA Tournament first round (Gaylord Entertainment Center, Nashville, Tenn.)

## Georgetown (2-4)

Home: 2-0, Away: 0-1, Neutral: 0-3

2-15-1921.....a L	14- 37
1-1-1955.....n1 L	62- 68
12-21-1963.....h10 W	96- 71
3-23-1985.....6/6.....1/1.....n2 L	54- 60
11-22-1995.....25/20.....4/4.....n3 L	72- 94
3-16-1998 (ot).....h10 W	80- 79

n1-Queen City Tournament (Buffalo, N.Y.); n2-NCAA East Regional final (Providence [R.I.] Civic Center); n3-Preseason NIT semifinals (Madison Square Garden, New York, N.Y.); \*NIT second round

## Georgia (107-92)

Home: 63-27, Away: 31-55, Neutral: 13-10

All Home Games:	63-27
At Alexander Memorial Coliseum:	31-9
At McCamish Pavilion:	3-2
All Other Home Courts:	29-16
In Athens:	31-55
At Stegeman Coliseum:	6-29
All Neutral Games:	13-10
At The Omni:	8-6
In Atlanta:	70-34
As SEC members:	55-29
As SIC members:	11-11
Under Whack Hyder:	38-21
Under Dwane Morrison:	6-10
Under Bobby Cremins:	10-10
Under Paul Hewitt:	4-7
Under Brian Gregory:	4-1
Under Josh Pastner:	2-4
Under Damon Stoudamire:	0-1
Vs. Mark Fox:	4-5
Vs. Tom Crean:	1-2
Vs. Mike White:	1-1

Longest Winning Streak:	10 games (1958-61)
Longest Losing Streak:	7 games (1909-21, 1980-84)
Most Points Scored:	112 on 12-19-1990
Fewest Points Scored:	8 on 2-14-1914
Most Points Allowed:	105 on 12-19-1990
Fewest Points Allowed:	11 on 3-17-1906
Largest Margin of Victory:	38 on 12-5-2004
Largest Margin of Defeat:	69 on 1-22-1909

• Georgia Tech leads the overall series 107-92 and has played the Bulldogs more than any other opponent in its basketball history.

• Tech dropped a 76-62 decision to the Bulldogs in last year's meeting on Dec. 5 in Athens, ending a two-game winning streak in the series.

• Georgia had won five straight games before that, and Tech the four meetings in a row before that.

• The series has been played alternately on the respective schools' campuses since the 1995-96 season. Georgia holds an 16-12 lead over that period. The teams' scheduled meeting in the 2020-21 season was cancelled due to COVID-19, wiping out a Tech home game in the series.

• In the 28 on-campus meetings since 1995, Georgia has won four times in Atlanta, twice at McCamish Pavilion, and Tech has won three times in Athens.

• The longest winning streak for either team in the series was a 10-game run for Tech from December of 1958 to February of 1961. That included three wins in a row in Athens.

• Before the December, 1995 meeting in Athens that marked the return to on-campus play, the teams played 14 straight years at the Omni in downtown Atlanta, which was located on the site of the current Philips Arena. Tech went 8-6 against the Bulldogs in the facility, including eight of the last 10 before the neutral series ended. The teams have played on neutral sites other than the SEC or Southern Intercollegiate Championships only one other time, that coming at the 1960 Gator Bowl Tournament in Jacksonville, Fla.

• Tech is 0-1 against Georgia under head coach Damon Stoudamire, and 1-1 against current Bulldogs leader Mike White.

• Tech and Georgia were both charter members of the Southeastern Conference, and the Yellow Jackets went 55-29 against the Bulldogs in the SEC before leaving the conference after the 1963-64 season.

• Tech is 37-35 against Georgia since leaving the SEC.

• Tech is 37-35 against Georgia since leaving the SEC.

• Tech is 37-35 against Georgia since leaving the SEC.

## All-Time Series Results

3-10-1906.....a W	27- 13
3-17-1906 (ot).....h1 W	13- 11
1-22-1909.....a L	9- 78
1-29-1909.....h2 L	13- 69
2-15-1913.....a L	12- 71
2-28-1913.....h3 L	20- 35
2-14-1914.....a L	8- 58
2-26-1914.....h3 L	24- 29
2-27-1921.....n1 L	21- 26
2-28-1923.....n1 W	27- 22
1-31-1925.....h7 W	30- 25
2-21-1925.....a L	24- 34
1-8-1926.....h7 W	35- 30
1-30-1926.....a L	29- 33
2-20-1926.....h4 L	19- 34
1-15-1927 (ot).....a W	36- 35
1-29-1927.....h4 W	33- 27
2-19-1927.....a W	36- 25
1-14-1928.....h7 L	30- 33
1-28-1928.....a W	36- 35
2-18-1928.....h4 W	28- 26
1-26-1929.....h4 W	38- 37
2-25-1929.....a L	25- 27
1-18-1930.....h7 L	23- 26
1-25-1930.....h4 L	23- 25
2-22-1930.....h4 L	31- 35
1-17-1931.....a L	30- 39
1-31-1931.....h7 W	37- 19
2-14-1931.....a L	15- 44
1-30-1932.....h4 W	30- 20
2-6-1932.....a L	15- 25
2-20-1932.....h4 W	25- 22
1-14-1933.....a L	25- 30
1-28-1933.....h4 W	26- 16
2-18-1933.....a W	32- 30
1-13-1934.....a W	33- 25
1-27-1934.....h4 L	33- 37
2-17-1934.....h4 L	27- 28
3-2-1934.....n2 L	19- 33
1-19-1935.....a L	23- 33
2-2-1935.....h4 W	32- 27
2-23-1935 (ot).....a W	49- 39
2-1-1936.....h8 W	29- 21
2-22-1936.....a W	24- 22
1-30-1937.....a W	34- 20
2-20-1937.....h8 W	42- 22
1-29-1938.....h8 W	51- 28

# SERIES HISTORY VS. ALL OPPONENTS

2-19-1938.....a	W	29- 27
1-28-1939.....a	L	26- 32
2-18-1939.....h9	L	29- 41
1-27-1940.....h9	L	31- 46
2-17-1940.....a	L	31- 40
2-7-1941.....a	L	26- 31
2-20-1941.....h9	W	52- 44
2-19-1942.....h9	W	49- 29
2-21-1942.....a	L	37- 38
2-18-1943.....a	W	58- 31
2-20-1943.....h9	W	39- 20
2-12-1944.....a	W	42- 39
2-19-1944.....h9	W	71- 44
2-9-1945.....h9	W	70- 38
2-24-1945.....a	W	69- 42
3-1-1945.....n3	W	68- 49
2-6-1946.....a	L	40- 50
2-15-1946.....h9	L	43- 46
2-28-1946.....n3	L	30- 36
2-4-1947.....a	W	51- 44
2-19-1947.....h9	W	70- 46
2-4-1948.....a	W	68- 58
2-12-1948.....a	W	73- 64
2-18-1948.....a	L	58- 65
3-5-1948.....n3	W	60- 57
1-26-1949 (ot).....h9	L	60- 74
2-2-1949.....a	W	56- 49
2-16-1949.....h9	W	60- 58
1-25-1950.....a	L	55- 67
2-1-1950.....h9	W	56- 51
2-15-1950 (ot).....a	L	72- 73
1-9-1951.....h9	W	56- 50
1-20-1951.....a	L	66- 77
2-7-1951.....h9	L	53- 54
2-6-1952.....a	L	64- 72
2-23-1952.....h9	W	79- 73
12-30-1952.....n4	W	71- 54
1-6-1953.....a	L	57- 70
2-4-1953.....h9	W	78- 73
12-28-1953.....n4	L	64- 66
2-17-1954.....a	L	61- 69
2-27-1954.....h9	W	80- 63
1-24-1955.....a	L	66- 70
2-17-1955.....h9	W	75- 54
2-26-1955 (2ot).....h9	L	66- 67
12-17-1955.....h9	W	75- 62
2-16-1956 (ot).....a	W	72- 68
2-25-1956.....a	W	81- 72
12-18-1956.....h10	W	80- 58
2-14-1957.....a	W	67- 65
2-23-1957.....h10	W	74- 60
12-19-1957 (ot).....h10	L	68- 69
1-20-1958.....h10	W	72- 59
2-22-1958.....a	L	59- 62
12-11-1958.....h10	W	73- 66
1-7-1959.....a	W	66- 62
2-21-1959.....h10	W	82- 62
12-31-1959.....10/17.....h10	W	83- 65
1-13-1960.....6/6.....h10	W	80- 64
2-20-1960.....6/8.....a	W	69- 68
12-1-1960.....h10	W	74- 56
12-29-1960.....n4	W	54- 51
1-11-1961 (ot).....a	W	89- 80
2-25-1961.....h10	W	83- 71
12-9-1961.....h10	L	67- 70
1-11-1962.....h10	W	68- 62
2-24-1962.....a	L	61- 68
1-9-1963.....7/7.....a	W	72- 70
2-23-1963 (ot).....nr/10.....h10	W	66- 58
12-2-1963.....h10	W	73- 65
1-21-1964.....h10	W	71- 55
2-22-1964.....a	L	68- 81
12-19-1964.....a	L	66- 79
2-9-1965.....h10	W	73- 62
2-20-1965.....a	L	66- 91
12-9-1965.....h10	L	65- 76
1-19-1966.....h10	W	89- 56
2-26-1966.....a	L	61- 67
12-7-1966.....a	L	87- 89
1-21-1967.....h10	W	79- 53
2-15-1967.....a	W	87- 79
12-7-1967.....h10	W	86- 78
2-15-1968.....a	L	76- 89
12-5-1968.....a	L	74- 84
2-13-1969.....h10	W	73- 66
12-3-1969.....h10	W	92- 80
2-4-1970.....a	L	69- 74
12-4-1971.....a	W	97- 88
2-3-1971.....h10	W	90- 77
2-2-1972.....h10	W	82- 78
3-7-1972.....a	L	78- 93
1-31-1973.....a	L	78- 87
3-6-1973.....h10	W	77- 67
1-16-1974.....h10	L	66- 75

3-7-1974 (ot).....a	W	97- 95
11-29-1975.....a	L	67- 86
3-5-1975.....h10	L	73- 77
11-28-1975.....h10	W	59- 57
1-6-1976.....a	L	63- 69
11-26-1976.....a	W	64- 43
1-27-1977.....h10	L	51- 60
11-25-1977.....h10	W	75- 58
1-11-1978.....a	L	64- 68
12-1-1978.....h10	W	75- 51
2-13-1979.....a	L	55- 56
12-15-1979.....a	L	59- 66
2-18-1980.....h10	W	40- 38
12-6-1980.....h10	L	38- 55
12-30-1980.....a	L	51- 65
12-4-1981.....a	L	61- 62
12-28-1981.....n5	L	42- 53
12-4-1982.....n5	L	67- 82
12-2-1983.....13/na.....n5	L	62- 64
12-11-1984.....12/14.....n5	L	59- 60
12-7-1985.....5/4.....n5	W	89- 65
12-3-1986.....15/nr.....n5	W	72- 66
12-5-1987.....n5	W	78- 77
12-17-1988.....11/11.....n5	L	69- 80
12-16-1989.....15/16.....n5	W	92- 89
12-19-1990 (3ot).....17/13.....n5	W	112-105
12-18-1991.....13/13.....n5	L	65- 66
12-16-1992.....17/16.....n5	W	75- 67
12-15-1993.....14/14.....n5	W	72- 69
12-14-1994.....14/13.....n5	W	86- 78
12-13-1995.....19/20.....a	L	70- 94
12-3-1996.....h10	W	62- 61
12-23-1997.....nr/23.....a	L	71- 77
12-13-1998 (ot).....h10	W	84- 79
12-8-1999.....a	L	68- 70
12-6-2000.....h10	L	70- 75
12-9-2001.....a	L	82- 95
11-27-2002.....17/18.....h10	W	83- 77
1-3-2004 (2ot).....4/4.....a	L	80- 83
12-5-2004.....4/4.....h10	W	87- 49
12-7-2005.....a	L	75- 91
12-22-2006.....h10	W	78- 69
1-9-2008.....a	L	72- 79
1-6-2009.....h10	W	67- 62
1-5-2010.....20/17.....a	L	66- 73
12-7-2010.....h10	L	72- 73
12-7-2011.....a	W	68- 56
12-4-2012.....h15	W	62- 54
11-15-2013.....a	W	80- 71
11-14-2014.....h15	W	80- 73
12-19-2015.....a	L	61- 65
12-20-2016.....h15	L	43- 60
12-19-2017.....a	L	59- 80
12-22-2018.....h15	L	59- 70
11-20-2019.....a	L	78- 82
11-19-2021.....a	W	88- 78
12-6-2022.....h15	W	79- 77
12-5-2023.....a	L	62- 76

## Georgia Medical College (2-0)

Home: 1-0, Away: 1-0, Neutral: 0-0

1-15-1944.....h9	W	68- 28
2-6-1944.....a	W	68- 45

## Georgia Pre-Flight (2-2)

Home: 2-0, Away: 0-2, Neutral: 0-0

1-21-1944.....h9	W	34- 18
1-28-1944.....a	L	34- 43
1-10-1945.....h9	W	41- 36
1-17-1945.....a	L	36- 52

## Georgia Southern (5-2)

Home: 4-1, Away: 1-0, Neutral: 0-1

12-29-1953.....n1	L	80-101
12-1-1958.....h10	L	64- 72
2-13-1960.....6/8.....h10	W	66- 53
2-13-1982.....a	W	55- 40
1-28-1998.....h10	W	77- 45
11-26-2021.....h15	W	61- 59
11-6-2023.....h15	W	84- 62

Formerly Georgia Teachers College  
n1-Gator Bowl Tournament (Jacksonville, Fla.)

## Georgia State (19-4)

Home: 17-3, Away: 2-1, Neutral: 0-0

2-17-1970.....h10	W	101- 62
3-10-1973.....a1	L	73- 77
2-2-1974.....h10	W	73- 61
12-13-1974.....h10	W	80- 74
1-21-1976.....h10	L	62- 69
1-10-1977.....h10	W	74- 54
12-3-1977.....h10	W	82- 55
2-27-1982.....h10	W	74- 73
1-19-1983.....h10	W	64- 60
2-3-1987.....h10	W	98- 74
1-12-1988.....h10	W	111- 82
1-10-1989.....19/16.....h10	W	121- 86
11-24-1989.....21/19.....h10	W	108- 83
12-14-1991.....13/13.....h10	W	90- 72
12-12-1992.....13/15.....h10	W	102- 79
12-4-1993.....16/17.....h10	W	95- 65
11-16-2006.....23/21.....h10	W	103- 74
12-5-2007.....a1	W	72- 67
12-17-2008.....h10	W	84- 64
10-28-2017 (ext).....h15	L	58- 65
11-25-2020 (4 ot).....h15	L	120-123
12-21-2021 (ot).....h15	W	72- 62
11-12-2022.....a2	W	59- 57

a1-GSU Sports Arena; a2-GSU Convocation Center

## Gonzaga (0-1)

Home: 0-0, Away: 0-0, Neutral: 0-1

12-18-2004.....3/3.....22/n.....n1	L	73- 85
------------------------------------	---	--------

n1-Las Vegas Showdown (Thomas & Mack Center, Las Vegas, Nev.)

## Grambling State (1-1)

Home: 0-1, Away: 0-0, Neutral: 1-0

11-24-1999.....n1	W	100- 88
12-1-2017.....h15	L	63- 64

n1-Great Alaska Shootout (Sullivan Arena, Anchorage, Alaska)

## Grayson Athletic Club (1-0)

Home: 1-0, Away: 0-0, Neutral: 0-0

1-27-1932.....h4	W	52- 27
------------------	---	--------

## Green Bay (1-0)

Home: 1-0, Away: 0-0, Neutral: 0-0

11-19-2015.....h15	W	107- 77
--------------------	---	---------

## Hamline (0-1)

Home: 0-0, Away: 0-0, Neutral: 0-1

12-31-1947.....n1	L	35- 52
-------------------	---	--------

n1-All-College Tournament (Oklahoma City, Okla.)

## Harvard (1-0)

Home: 1-0, Away: 0-0, Neutral: 0-0

12-28-2000.....h10	W	90- 59
--------------------	---	--------

## University of Havana (1-1)

Home: 0-0, Away: 1-1, Neutral: 0-0

12-30-1925 (ext).....a	W	18- 5
1-2-1926 (ext).....a	L	10- 16

## Havana Yacht Club (1-1)

Home: 0-0, Away: 1-1, Neutral: 0-0

12-29-1925 (ext).....a	L	28- 29
12-31-1925 (ext/ot).....a	W	31- 25

## Hawai'i (4-2)

Home: 2-0, Away: 2-2, Neutral: 0-0

1-25-1969.....h10	W	85- 59
2-19-1971.....a	L	61- 63
2-20-1971.....a	L	62- 91
1-6-1973 (ot).....h10	W	85- 82
12-25-2019.....*a	W	70- 53
12-22-2023.....*a	W	73- 68

\*Diamond Head Classic

## Hofstra (2-1)

Home: 1-0, Away: 0-0, Neutral: 1-1

12-26-1996.....n1	W	58- 47
12-26-1998.....n1	L	42- 61
11-20-2003.....*h10	W	75- 56

n1-ECAC Holiday Festival (Madison Square Garden, New York, N.Y.); \*Preseason NIT second round

## Houston (3-1)

Home: 1-0, Away: 0-0, Neutral: 2-1

12-28-1988.....17/17.....n1	W	87- 78
3-19-1992.....n2	W	65- 60
3-16-2016.....*h15	W	81- 62
12-23-2019.....n3	L	59- 70

n1-Rainbow Classic (Blaisdell Center, Honolulu, Hawaii); n2-NCAA Midwest Regional first round (Bradley Center, Milwaukee, Wis.); n3-Diamond Head Classic (Stan Sheriff Center, Honolulu, Hawaii); \*Post-season NIT

## Howard (2-0)

Home: 2-0, Away: 0-0, Neutral: 0-0

1-2-1991.....24/nr.....h10	W	84- 77
11-9-2023.....h15	W	88- 85

## Idaho State (3-1)

Home: 0-0, Away: 0-0, Neutral: 3-1

12-28-1954 (ot).....n1	W	72- 69
12-28-1956.....20/nr.....n2	W	75- 72
12-10-1976.....n3	L	72- 88
12-18-2000.....n4	W	78- 56

n1-Queen City Tournament (Buffalo, N.Y.); n2-All-College Tournament (Oklahoma City, Okla.); n3-Marshall Invitational (Huntington, W.Va.); n4-Stanford Invitational (Stanford, Calif.)

## Illinois (2-7)

Home: 1-1, Away: 0-2, Neutral: 1-4

12-30-1966.....n1	L	71- 83
12-28-1967.....n2	L	54- 65
3-21-1985.....6/6.....12/10.....n3	W	61- 53
3-1-1986.....4/3.....h11	L	57- 59
12-29-1988.....17/17.....4/4.....n4	L	75- 80
1-22-1989 (2ot).....nr/20.....a	L	92-102
11-23-2001.....3/2.....n5	L	66-105
11-28-2012.....a	L	62- 75
12-3-2013.....h15	W	67- 64

n1-Bruin Classic (Pauley Pavilion, Los Angeles, Calif.); n2-Chicago Classic (Chicago, Ill.); n3-NCAA East Regional semifinal (Providence [R.I.] Civic Center); n4-Rainbow Classic (Blaisdell Center, Honolulu, Hawaii); n5-Las Vegas Invitational (Valley High School, Las Vegas, Nev.)

## Illinois-Chicago (1-2)

Home: 0-2, Away: 1-0, Neutral: 0-0

11-22-2004.....3/3.....a	W	60- 59
11-25-2005.....h10	L	5

# SERIES HISTORY VS. ALL OPPONENTS

## Iowa State (1-0)

**Home: 0-0, Away: 0-0, Neutral: 1-0**  
3-18-1988.....n1 W 90- 78  
n1-NCAA East First Round (Hartford [Conn.] Civic Center)

## Islay Dairy (1-0)

**Home: 0-0, Away: 1-0, Neutral: 0-0**  
12-24-1926.....a W 29- 24

## Jackson State (2-0)

**Home: 2-0, Away: 0-0, Neutral: 0-0**  
12-1-1987.....h10 W 79- 71  
11-13-2006.....23/21.....h10 W 100- 70

## Jacksonville (5-5)

**Home: 3-2, Away: 1-2, Neutral: 1-1**  
2-6-1967.....a W 81- 71  
1-8-1968.....a L 53- 63  
2-12-1968.....h10 W 97- 77  
1-6-1969.....h10 L 62- 71  
2-8-1969.....a L 67- 73  
2-26-1970.....6/6.....h10 L 81- 86  
12-27-1980.....n1 L 41- 64  
12-21-1985.....7/7.....n1 W 72- 53  
12-22-2005.....h10 W 92- 67  
11-28-2008.....h10 W 79- 76  
n1-Gator Bowl Tournament (Jacksonville, Fla.)

## Jacksonville YMCA (1-0)

**Home: 0-0, Away: 1-0, Neutral: 0-0**  
12-31-1923.....a W 32- 31

## James Madison (2-0)

**Home: 2-0, Away: 0-0, Neutral: 0-0**  
11-20-1991.....23/24.....h10 W 93- 69  
12-15-2004.....3/3.....h10 W 72- 47  
\*Preseason NIT first round

## Kansas (1-5)

**Home: 0-2, Away: 0-2, Neutral: 1-1**  
1-12-1971.....h10 L 71- 84  
2-7-1972.....a L 65- 93  
11-27-1999.....10/11.....n1 L 70- 84  
3-28-2004 (ot).....14/15.....16/14.....n2 W 79- 71  
1-1-2005 (ot).....9/9.....2/2.....a L 68- 70  
12-18-2007.....3/3.....h10 L 66- 71  
n1-Great Alaska Shootout (Sullivan Arena, Anchorage, Alaska);  
n2-NCAA St. Louis Regional final (Edward Jones Dome, St. Louis, Mo.)

## Kennesaw State (4-1)

**Home: 4-0, Away: 0-1, Neutral: 0-0**  
11-6-2004 (exh).....h10 W 80- 60  
12-22-2009.....v/22.....h10 W 80- 55  
11-15-2010.....a L 63- 80  
12-16-2013.....h15 W 74- 57  
12-28-2018.....h15 W 87- 57

## Kentucky State (1-0)

**Home: 1-0, Away: 0-0, Neutral: 0-0**  
1-30-2010.....22/22.....h10 W 98- 50

## Kentucky (16-57)

**Home: 10-19, Away: 4-31, Neutral: 2-7**  
2-23-1924.....a1 L 27- 33  
2-6-1925.....h7 L 16- 18  
1-16-1926.....a2 L 24- 25  
1-22-1927.....h7 W 48- 16  
2-11-1928.....a2 W 35- 31  
1-16-1929.....h7 W 33- 19  
2-8-1930.....a2 L 19- 39  
2-7-1931.....a2 L 34- 38  
2-17-1931.....h7 L 16- 35  
2-11-1933.....a2 L 22- 45  
2-10-1934.....a2 L 25- 49  
2-9-1935.....a2 L 30- 57  
3-2-1937.....n1 L 30- 40  
2-19-1940.....h9 W 44- 39  
1-20-1941.....h9 L 37- 47  
2-17-1941.....a2 L 41- 60  
1-20-1942.....h9 L 53- 63  
2-16-1942.....a2 L 51- 57  
1-19-1943.....h9 L 36- 38  
2-15-1943.....a2 L 31- 58  
1-22-1945.....h9 L 58- 64  
2-3-1945.....a2 L 32- 51

1-21-1946.....a2 L 43- 68
1-28-1946.....h9 L 26- 54
1-20-1947.....h9 L 47- 70
2-22-1947.....a2 L 46- 83
3-1-1947.....n2 L 53- 75
1-19-1948.....h9 L 56- 71
2-21-1948.....a2 L 54- 78
3-6-1948.....n2 L 43- 54
1-17-1949.....h9 L 45- 56
2-19-1949.....a2 L 32- 78
1-16-1950.....2/na.....h9 L 47- 61
2-18-1950.....5/na.....a2 L 62- 97
1-22-1951.....2/2.....h9 L 61- 82
2-9-1951.....1/1.....a3 L 42- 75
3-2-1951.....1/1.....n2 L 56- 82
1-21-1952.....3/3.....h9 L 51- 96
2-9-1952.....1/1.....a3 L 42- 93
2-28-1952.....1/1.....n2 L 59- 80
1-9-1954.....1/1.....a3 L 53-105
2-2-1954.....1/1.....n3 L 48- 99
1-8-1955.....1/1.....a3 W 59- 58
1-31-1955.....1/1.....h9 W 65- 59
1-7-1956.....6/6.....a3 L 51-104
1-30-1956.....3/4.....h9 L 62- 84
1-5-1957.....3/3.....a3 L 72- 95
1-28-1957.....5/3.....h10 L 65- 76
1-4-1958.....10/15.....a3 L 60- 76
1-27-1958.....9/12.....h10 W 71- 52
1-3-1959.....1/1.....a3 L 62- 72
1-26-1959.....10/11.....h10 L 70- 94
1-2-1960.....10/17.....13/14.....a3 W 62- 54
1-25-1960.....6/6.....16/15.....h10 W 65- 44
1-7-1961.....a3 L 79- 89
1-30-1961.....h10 W 62- 60
1-6-1962.....3/5.....a3 L 70- 89
1-29-1962.....2/3.....h10 L 62- 71
1-5-1963 (2ot).....nr/13.....6/7.....a3 W 86- 85
1-28-1963.....6/6.....h10 W 66- 62
1-4-1964.....1/1.....h10 W 76- 67
1-25-1964.....5/4.....a3 L 62- 79
12-19-1975.....20/nr.....a3 L 64- 66
12-21-1991.....13/13.....8/9.....n4 W 81- 80
12-5-1992.....13/15.....5/5.....a L 87- 96
12-9-1995.....16/15.....5/5.....a L 60- 83
12-21-1996.....3/3.....h12 L 59- 88
12-13-1997.....24/23.....4/5.....a L 71- 85
12-19-1998.....3/4.....h12 L 39- 80
1-5-2000.....24/24.....n3 L 71- 80
12-9-2000.....h13.....h12 W 86- 84
12-14-2019.....8/9.....a L 53- 67
12-6-2020.....20/20.....n5 W 79- 62

a-Rupp Arena; a1-Buell Armory; a2-Alumni Gym; a3-Memorial Coliseum; a4-Freedom Hall, Louisville, Ky.; n1-SEC Tournament (Knoxville, Tenn.); n2-SEC Tournament (Louisville, Ky.); n3-Freedom Hall, Louisville, Ky.; n4-Kuppenheimer Classic (The Omni, Atlanta, Ga.); h1-Delta Classic (Georgia Dome, Atlanta, Ga.); h13-Delta Classic (Phillips Arena, Atlanta, Ga.)

## Knights of Columbus (0-1)

**Home: 0-0, Away: 0-1, Neutral: 0-0**  
12-30-1930.....a L 24- 29

## Lafayette (3-0)

**Home: 3-0, Away: 0-0, Neutral: 0-0**  
12-10-1994.....17/15.....h10 W 112- 84  
1-2-2000.....h10 W 75- 64  
12-28-2004.....9/9.....h10 W 92- 58

## LaGrange YMCA (1-0)

**Home: 0-0, Away: 1-0, Neutral: 0-0**  
12-23-1928.....a W 33- 31

## Lamar (2-0)

**Home: 2-0, Away: 0-0, Neutral: 0-0**  
11-9-2018.....h15 W 88- 69  
11-15-2021.....h15 W 75- 66

## LaSalle (1-1)

**Home: 0-0, Away: 0-1, Neutral: 1-0**  
12-22-1948.....a L 59- 67  
3-20-1971.....n1 W 70- 67  
n1-NIT first round (Madison Square Garden, New York, N.Y.)

## LeMoyne (2-0)

**Home: 2-0, Away: 0-0, Neutral: 0-0**  
11-14-2004 (exh).....h10 W 103- 66  
11-7-2008 (exh).....h10 W 85- 54

## Lithuanian National Team (1-0)

**Home: 1-0, Away: 0-0, Neutral: 0-0**  
11-22-1993 (exh).....h10 W 88- 68

## Long Island (0-1)

**Home: 0-0, Away: 0-0, Neutral: 0-1**  
2-20-1948.....n1 L 60- 74  
n1-Madison Square Garden, New York, N.Y.

## Loraine Lions Club (1-0)

**Home: 0-0, Away: 1-0, Neutral: 0-0**  
12-25-1926.....a W 26- 25

## Louisiana-Lafayette (1-0)

**Home: 1-0, Away: 0-0, Neutral: 0-0**  
11-18-2003.....h10 W 79- 45  
\*Preseason NIT first round

## LSU (14-22)

### Home: 7-5, Away: 6-11, Neutral: 1-6

2-10-1927.....a L 27- 29
2-26-1932.....n1 L 33- 36
2-14-1938.....a L 35- 47
2-9-1939.....h9 W 37- 35
2/2-1940.....a W 34- 33
2-10-1941.....a L 41- 43
2-6-1942.....a L 41- 54
2-5-1943.....h9 W 45- 44
1-10-1948.....a W 52- 40
1-26-1948.....h L 46- 54
1-8-1949.....a L 59- 65
2-7-1949.....h9 L 63- 72
3-3-1949.....n2 L 53- 55
1-6-1950.....a L 52- 63
2-6-1950.....h9 W 85- 58
1-5-1951.....a L 49- 68
2-4-1952.....h9 L 51- 73
2-21-1953.....a L 52- 76
2-13-1954.....17/12.....h9 L 54- 89
2-12-1955 (ot).....a W 79- 72
2-13-1956.....h9 W 97- 74
2-11-1957.....a W 87- 60
2-10-1958.....19/nr.....a W 88- 61
2-9-1959.....a W 64- 63
2-8-1960.....6/6.....h10 W 76- 56
2-11-1961.....a L 50- 63
2-10-1962.....h10 L 51- 52
2-9-1963.....6/6.....a L 54- 56
2-7-1964.....h10 W 51- 49
3-20-1986.....6/6.....n3 L 64- 70
12-14-1986.....15/nr.....a L 49- 52
3-13-1987.....n4 L 79- 85
12-16-1987.....h11 W 87- 70
3-17-1990.....9/7.....19/nr.....n5 W 94- 91
11-20-2011.....n6 L 50- 59
12-11-2021.....25/24.....n7 L 53- 69

n1-SEC Tournament (City Auditorium, Atlanta, Ga.); n2-SEC Tournament (Louisville, Ky.); n3-NCAA Southeast Regional semifinal (The Omni, Atlanta, Ga.); n4-NCAA Midwest Regional first round (Rosemont Horizon, Chicago, Ill.); n5-NCAA Southeast Regional second round (Thompson-Boling Arena, Knoxville, Tenn.); n6-Charleston Classic (TD Arena, Charleston, S.C.); n7-Holiday Hoopsgiving (State Farm Arena, Atlanta, Ga.)

## Louisville (15-27)

### Home: 9-8, Away: 4-15, Neutral: 2-4

All Home Games: 9-8  
At McCamish Pavilion: 2-5  
At Alexander Memorial Coliseum: 4-2  
In Atlanta: 9-8  
All Road Games: 4-15  
At KFC Yum! Center: 0-6  
At Freedom Hall: 3-8  
At Louisville Convention Center: 1-1  
As ACC members: 2-12  
In the ACC Tournament: 0-1  
As Metro Conference members: 2-2  
All Neutral Games: 2-3  
Under Roy McArthur: 0-1  
Under Whack Hyder: 3-6  
Under Dwane Morrison: 2-2  
Under Bobby Cremins: 8-5  
Under Paul Hewitt: 0-1  
Under Brian Gregory: 0-3  
Under Josh Pastner: 2-8  
Under Damon Stoudamire: 0-1  
Vs. Kenny Payne: 1-2  
Vs. Mike Pegues: 0-1

Vs. Chris Mack: 1-4  
Vs. David Padgett: 0-1  
Vs. Rick Pitino: 0-5 at Louisville (1-8 overall)  
Vs. Denny Crum: 10-7  
Longest Winning Streak: 4 games (1990-92)  
Longest Losing Streak: 9 games (2014-20)  
Most Points Scored: 94 on 2-10-1990 and 12-20-1997  
Fewest Points Scored: 48 on 12-27-1965  
Most Points Allowed: 91 on 2-25-1977  
Fewest Points Allowed: 50 on 2-17-1962  
Largest Margin of Victory: 13 on 2-24-1991  
Largest Margin of Defeat: 28 on 1-19-2019

- Of the four teams added in the 2013 expansion of the ACC, Tech had the longest history with Louisville, meeting 28 times prior to the Cardinals joining the conference.
- Louisville has won 14 of the last 16 games in the series and is 12-2 against Tech since becoming a member of the ACC. Tech's only wins were a 64-58 triumph over a Cardinals' team ranked No. 5 in the nation at home on Feb. 12, 2020, and an 83-67 home win on Feb. 25, 2023.
- That win snapped a four-game Cardinal win streak in the series and earned Tech a split of the regular-season series in 2022-23.
- Tech is 1-2 vs. Louisville coach Kenny Payne.
- Tech went 3-6 against the Cardinals with Whack Hyder as its head coach, all of those games between 1958 and 1965.
- After a 12-year hiatus, Tech was 2-2 vs. Louisville when both teams were members of the Metro Conference in the late 1970s. Dwane Morrison was the Yellow Jackets' head coach for all those games, and Denny Crum was on the Cardinals' bench.
- After another long break, the teams met 13 times between 1988 and 1999, with Bobby Cremins and Crum on the opposing benches in all those games. The Yellow Jackets went 8-5 against the Cardinals during this time. Three of the meetings took place at Alexander Memorial Coliseum, and six at Freedom Hall.
- The other four were played at the Georgia Dome, which was demolished in 2017 following the opening of Mercedes-Benz Stadium. Tech won three of those, including the first-ever college basketball game played in the facility, and before the largest crowd ever to witness a college game in the state of Georgia at the time (28,885). That game will be forever remembered in Tech lore after James Forrest launched a half-court heave on an inbound pass that dropped through the net at the buzzer for an 87-85 Yellow Jacket victory.
- Tech was 10-7 against Louisville teams coached by the legendary Denny Crum, but are just 2-13 since.
- The teams have met seven times when both were ranked among the nation's top 25 teams, and Tech has won four of those meetings.

## All-Time Series Results

12-18-1950.....a L 57- 79
12-6-1958.....a L 57- 71
12-5-1959.....h10 W 68- 66
12-12-1960.....a1 L 65- 74
2-17-1962.....h10 W 59- 50
2-16-1963.....10/9.....h10 L 73- 78
1-18-1964.....a2 L 59- 68
12-29-1964.....n1 L 71- 77
1-16-1965.....a2 W 66- 63
12-27-1965.....n2 L 48- 54
2-25-1977.....10/10.....a2 L 80- 91
3-4-1977.....10/9.....n3 W 56- 55
1-14-1978.....9/8.....a2 L 84- 90
2-14-1978.....h10 W 69- 59
1-6-1988.....h10 W 62- 61
1-15-1989.....19/16.....9/9.....h10 L 65- 67
2-10-1990.....16/15.....15/14.....a2 W 94- 84
2-24-1991.....h10 W 82- 69
1-25-1992.....18/17.....20/21.....a2 W 73- 65
12-19-1992.....17/16.....21/22.....h12 W 87- 85
1-15-1994.....17/18.....15/15.....a2 L 68- 88
12-17-1994.....14/13.....h12 L 72- 77
12-16-1995.....19/20.....20/19.....h12 W 88- 77
1-11-1997.....14/16.....a2 L 56- 60
11-29-1997.....19/19.....h15 W 73- 69
12-20-1997.....h12 W 94- 86
2-14-1999.....a2 L 58- 78
3-20-2005.....25/25.....4/4.....n6 L 54- 76
2-23-2015.....17/15.....h15 L 51- 52
1-23-2016.....17/16.....h15 L 71- 75
3-1-2016.....11/x.....a3 L 53- 56
1-7-2017.....9/9.....h15 L 50- 65
2-8-2018.....a3 L 54- 77
1-19-2019.....h15 L 51- 79
1-22-2020.....6/5.....a3 L 64- 68
2-12-2020.....5/5.....h15 W 64- 58
2-1-2021.....a3 L 58- 74
1-2-2022.....h15 L 64- 67
3-8-2022.....n7 L 74- 84
2-1-2023.....a3 L 58- 68

HISTORY



# SERIES HISTORY VS. ALL OPPONENTS

2-25-2023.....	h15	W	83- 67
2-10-2024.....	a3	L	67- 79
<i>*12-Holiday Classic (Georgia Dome, Atlanta, Ga.); a1-Freedom Hall; a2-Louisville Convention Center; a3-KFC Yum! Center; n1-Sugar Bowl Tournament (New Orleans, La.); n2-Hurricane Classic (Miami, Fla.); n3-Metro Tournament (Mid-South Coliseum, Memphis, Tenn.); n5-Puerto Rico Shootout (Eugenio Guerra Sports Complex, Bayamon, P.R.); n6-NCAA Tournament second round (Gaylord Entertainment Center, Nashville, Tenn.); n7-ACC Tournament (Barclays Center, Brooklyn, N.Y.)</i>			

## Loyola Chicago (0-2)

**Home: 0-0, Away: 0-1, Neutral: 0-1**

12-30-1967.....	a	L	71- 96
3-19-2021.....	n1	L	60- 71
<i>n1-NCAA Midwest Regional first round (Hinkle Fieldhouse, Indianapolis, Ind.)</i>			

## Loyola Marymount (1-0)

**Home: 0-0, Away: 0-0, Neutral: 1-0**

12-22-1990.....	n1	W	135- 94
<i>n1-Kuppenheimer Classic (The Omni, Atlanta, Ga.)</i>			

## Macon YMCA (3-1)

**Home: 1-0, Away: 2-1, Neutral: 0-0**

1-17-1920.....	h4	W	28- 23
2-14-1920.....	a	L	4- 64
1-21-1922.....	a	W	29- 14
12-29-1923.....	a	W	31- 28

## Maine (1-0)

**Home: 1-0, Away: 0-0, Neutral: 0-0**

1-4-1971.....	h10	W	99- 52
---------------	-----	---	--------

## Manhattan (1-1)

**Home: 1-0, Away: 0-1, Neutral: 0-0**

1-1-1931 (ot).....	a	L	26- 32
11-15-1995.....	h12	W	87- 67
<i>*11-Preseason NIT first round (Georgia Dome, Atlanta, Ga.)</i>			

## Marathon Oil (2-2)

**Home: 2-2, Away: 0-0, Neutral: 0-0**

11-21-1983 (exh).....	h10	W	91- 88
11-17-1984 (exh-ot).....	h10	W	104- 89
11-2-1995 (exh-ot).....	h11	L	88- 91
11-5-1996 (exh).....	h10	L	62- 91

## Marist (4-0)

**Home: 2-0, Away: 0-0, Neutral: 2-0**

3-13-1986.....	6/6	n1	W	68- 53
1-2-1990.....	12/12	h10	W	86- 77
12-7-2002.....	n2	W	67- 53	
12-23-2003.....	4/4	h10	W	90- 40
<i>n1-NCAA Southeast Regional first round (Assembly Center, Baton Rouge, La.); n2-Madison Square Garden, New York, N.Y.</i>				

## Marquette (3-5)

**Home: 1-1, Away: 1-1, Neutral: 1-3**

1-13-1926.....	h10	W	23- 19	
12-27-1956.....	n1	L	78- 102	
12-27-1957.....	n2	W	67- 58	
12-27-1963.....	a1	W	84- 83	
1-26-1976.....	3/2	h10	L	44- 55
1-3-1977.....	12/14	a	L	45- 63
11-27-2014.....	n3	L	70- 72	
11-23-2022.....	n4	L	60- 84	

*a1-Milwaukee Classic (Milwaukee, Wis.); n1-All-College Tournament (Oklahoma City, Okla.); n2-Motor City Classic (Detroit, Mich.); n3-Orlando Classic (Lake Buena Vista, Fla.); n4-Fort Myers Tip-Off (Suncoast Credit Union Arena, Fort Myers, Fla.)*

## Maryland (36-40)

**Home: 20-11, Away: 11-25, Neutral: 5-4**

12-29-1972.....	2/4	a	L	55- 90
12-27-1974.....	5/7	a	L	67- 103
12-10-1975.....	2/3	a	L	65- 93
12-29-1977.....	14/14	a	L	63- 65
12-19-1979.....	a	L	60- 70	
1-3-1980.....	h10	L	74- 83	
2-28-1980.....	7/7	n1	L	49- 51
12-23-1980.....	9/9	h10	L	55- 66
1-31-1981.....	14/13	a	L	64- 72
12-23-1981.....	a	W	45- 43	
1-30-1982.....	h10	W	64- 63	

2-5-1983.....	a	L	68- 77		
2-23-1983.....	h10	W	70- 60		
3-11-1983.....	n2	W	64- 58		
2-4-1984 (2ot).....	18/nr	10/9	h10	W	71- 70
2-23-1984.....	a	L	74- 79		
12-28-1984.....	10/13	nr/20	n3	W	70- 69
2-2-1985.....	8/9	17/17	a	W	72- 60
2-19-1985.....	8/9	nr/29	h10	W	48- 43
1-11-1986.....	5/5	h10	W	68- 67	
2-22-1986.....	5/5	a	W	77- 70	
3-8-1986.....	6/6	n1	W	64- 62	
2-1-1987.....	h10	W	76- 72		
2-10-1987.....	a	W	78- 74		
2-8-1988.....	a	W	96- 83		
2-17-1988.....	h10	W	104- 82		
3-11-1988.....	18/18	n1	L	67- 84	
2-4-1989.....	h10	W	87- 74		
2-14-1989.....	a	W	67- 66		
2-3-1990.....	17/15	a	W	90- 84	
2-13-1990.....	13/11	h10	W	80- 78	
2-1-1991.....	23/22	h10	W	80- 65	
2-13-1991.....	a	L	93- 96		
1-5-1992.....	15/11	h10	W	92- 67	
2-9-1992.....	20/18	a	W	67- 65	
1-5-1993.....	10/11	a	W	85- 75	
2-6-1993.....	22/22	h10	W	93- 79	
1-4-1994.....	12/13	h10	L	88- 91	
2-5-1994.....	21/21	a	W	83- 71	
1-4-1995.....	24/20	7/11	a	L	67- 80
2-4-1995.....	21/20	5/8	h10	W	100- 91
1-3-1996.....	h10	W	98- 84		
2-3-1996.....	25/nr	a	L	74- 88	
3-9-1996.....	18/18	n1	W	84- 79	
12-12-1996.....	a	L	63- 77		
2-19-1997.....	14/13	h10	L	68- 76	
1-21-1998.....	h10	L	67- 70		
2-21-1998.....	a	L	69- 81		
3-6-1998.....	21/24	n1	L	65- 83	
1-19-1999.....	4/4	a	L	62- 77	
2-21-1999.....	5/5	h10	L	60- 91	
1-15-2000.....	18/16	h10	W	69- 68	
2-16-2000.....	22/22	a	L	70- 92	
1-6-2001.....	17/17	a	L	80- 93	
2-6-2001.....	13/13	h10	W	72- 62	
1-13-2002.....	4/4	h10	L	87- 92	
2-13-2002.....	3/3	a	L	65- 85	
12-29-2002.....	23/22	a	L	77- 84	
2-9-2003.....	8/8	h10	W	90- 84	
1-17-2004.....	12/14	h10	W	81- 71	
2-19-2004.....	18/16	a	W	75- 64	
1-30-2005.....	22/21	a	L	71- 79	
1-25-2006.....	18/19	h10	L	74- 86	
2-18-2006 (ot).....	a	L	84- 87		
3-9-2006.....	n1	L	62- 84		
1-24-2007.....	a	L	65- 80		
2-2-2008.....	h10	L	86- 88		
1-10-2009.....	a	L	61- 68		
2-8-2009.....	h10	L	56- 57		
2-20-2010.....	a	L	74- 76		
3-12-2010.....	19/19	n1	W	69- 64	
1-30-2011.....	h10	L	63- 74		
1-15-2012.....	a	L	50- 61		
2-25-2012.....	h12	W	63- 61		
2-27-2013.....	h14	W	78- 68		
1-4-2014.....	a	L	61- 77		

*n1-ACC Tournament (Greensboro [N.C.] Coliseum); n2-ACC Tournament (The Omni, Atlanta, Ga.); n3-Rainbow Classic (Blaisdell Arena, Honolulu, Hawaii); h10-The Omni, Atlanta, Ga.*

## Maryland-Eastern Shore (2-0)

**Home: 2-0, Away: 0-0, Neutral: 0-0**

2-20-1984.....	h10	W	70- 61	
1-3-1985.....	8/7	h10	W	93- 40

## Massachusetts (1-1)

**Home: 0-0, Away: 0-0, Neutral: 1-1**

12-22-1995.....	21/18	2/2	n1	L	67- 75
12-22-2023.....	n2	W	73- 70		
<i>n1-Jimmy V Classic (Brendan Byrne Arena, East Rutherford, N.J.); n2-Diamond Head Classic (Simplici Arena at Stan Sheriff Center, Honolulu, Hawaii)</i>					

## UMass Lowell (0-1)

**Home: 0-1, Away: 0-0, Neutral: 0-0**

11-14-23.....	h15	L	71- 74
---------------	-----	---	--------

## Mayport Naval Base (2-0)

**Home: 1-0, Away: 1-0, Neutral: 0-0**

1-26-1944.....	h9	W	58- 44
2-21-1944.....	a	W	57- 53

## Memphis (4-3)

**Home: 2-1, Away: 1-1, Neutral: 1-1**

1-17-1977.....	18/nr	h10	W	89- 82	
1-24-1978.....	h10	L	62- 65		
2-18-1978.....	a	L	59- 61		
1-16-1979 (2ot).....	a	W	89- 84		
2-22-1979.....	h10	W	79- 63		
3-27-1992 (ot).....	n1	L	79- 83		
11-21-2006.....	19/19	12/11	n2	W	92- 85
<i>Formerly Memphis State</i>					
<i>n1-NCAA Midwest Regional semifinal (Kemper Arena, Kansas City, Mo.); n2-EA Sports Maui Invitational (Lahaina Civic Center, Lahaina, Maui, Hawaii)</i>					

## Mercer (28-18)

**Home: 17-9, Away: 10-7, Neutral: 1-2**

1-8-1909.....	h2	W	28- 7		
1-15-1909.....	a	L	13- 26		
2-21-1913.....	h3	L	25- 31		
2-25-1913.....	a	W	23- 19		
2-7-1914.....	a	W	30- 20		
2-13-1914.....	h3	W	31- 22		
1-16-1920.....	h5	W	30- 26		
2-13-1920.....	a	W	21- 16		
1-8-1921.....	h4	L	19- 20		
1-29-1921.....	a	L	18- 41		
1-7-1922.....	a	L	26- 28		
1-20-1922.....	h4	W	44- 35		
2-26-1922.....	n1	L	14- 29		
1-6-1923.....	a	L	20- 30		
1-20-1923.....	h4	W	33- 32		
3-2-1923.....	n1	L	26- 30		
1-18-1924.....	h4	L	26- 30		
1-19-1924.....	a	L	20- 36		
1-16-1925.....	h7	L	18- 23		
2-13-1925.....	a	L	21- 28		
1-23-1932.....	a	L	39- 40		
2-13-1932.....	h4	L	33- 42		
1-21-1933.....	h4	W	47- 18		
2-20-1935.....	a	W	42- 28		
1-8-1936.....	a	W	59- 42		
1-15-1936.....	h8	W	46- 20		
1-9-1937.....	h8	W	53- 36		
1-17-1938.....	a	W	46- 37		
1-19-1938.....	h8	W	53- 23		
1-11-1939.....	h9	L	28- 30		
1-8-1944.....	h9	W	48- 31		
2-5-1944.....	a	W	67- 34		
1-30-1967.....	h10	W	91- 57		
1-18-1969.....	a	W	67- 59		
1-28-1974.....	h10	L	85- 102		
1-4-1975.....	a	W	70- 68		
1-31-1975.....	h10	W	91- 80		
3-15-1985.....	6/6	n1	W	65- 58	
12-28-1991.....	13/13	h10	W	97- 67	
12-11-1993.....	17/17	h10	W	86- 69	
11-19-1999.....	h10	W	91- 79		
11-22-2008 (ot).....	a	W	82- 76		
11-27-2009.....	w/25	h10	W	85- 74	
12-31-2010.....	h10	W	87- 78		
12-22-2011.....	h13	L	59- 66		
11-27-2020.....	h15	L	73- 83		
<i>n1-NCAA East Regional first round (The Omni, Atlanta, Ga.)</i>					

## Mexico City YMCA (1-0)

**Home: 1-0, Away: 0-0, Neutral: 0-0**

2-9-1933.....	h4	W	41- 21
---------------	----	---	--------

## Miami (13-17)

**Home: 7-7, Away: 6-8, Neutral: 1-1**

All Home Games: 7-7	
At McCamish Pavilion: 3-4	
At Alexander Memorial Coliseum: 4-2	
At Philips Arena: 0-2	
In Atlanta: 7-8	
All Road Games: 6-8	
At Watson Center: 5-7	
As ACC members: 12-15	
In the ACC Tournament: 1-1	
All Neutral Games: 1-1	
Under Whack Hyder: 1-1	
Under Bobby Cremins: 1-0	
Under Paul Hewitt: 4-6	
Under Brian Gregory: 2-5	
Under Josh Pastner: 5-4	
Under Damon Stoudamire: 1-0	
Vs. Jim Larranaga: 9-9 (8-9 at Miami)	
Longest Winning Streak: 4 games (1967-2005)	

Longest Losing Streak: 4 games (2006-08)

Most Points Scored: 90 on 2-27-1967
Fewest Points Scored: 36 on 3-8-2012
Most Points Allowed: 90 on 12-3-2006
Fewest Points Allowed: 54 on 3-8-2012, 1-3-2018
Largest Margin of Victory: 27 on 2-20-2021
Largest Margin of Defeat: 22 on 1-3-1953

- Georgia Tech won the teams' only regular-season meeting in 2023-24 with an 80-76 victory in Coral Gables, and has won five of the last seven meetings.
- Miami has 15-12 edge against the Yellow Jackets since it joined the ACC. Tech won the first two meetings against Miami after they became members of the ACC, but Hurricanes won nine of the next 11 before the Yellow Jackets captured eight of the last 14.
- Tech is 5-7 at the Watson Center, including a 71-69 victory over 6th-ranked Miami on March 6, 2013. The Jackets also captured a 70-50 win against No. 23 Miami on Jan. 28, 2015.
- Tech is 7-7 against Miami on its own home court, including a 3-4 mark at McCamish Pavilion. The Hurricanes also defeated the Jackets twice at Philips Arena in the 2011-12 season, one during the regular season and the other in the opening round of the ACC Tournament.
- Miami was the opponent for Tech in its last game at Alexander Memorial Coliseum, a game the Yellow Jackets won 66-57 to close out the 2010-11 regular season. Tech won four of six games against the Hurricanes in the building.
- Nineteen of the 30 meetings have been decided by 10 points or less.
- Tech is 8-9 against Miami teams coached by Jim Larranaga, and 9-9 against Larranaga, including a 70-62 win over his George Mason team on Nov. 20, 2009 in San Juan, Puerto Rico.
- The teams met three times prior to Miami joining the ACC, the most recent being a December 1997 meeting that was part of the Orange Bowl Classic at Miami Arena, the Hurricanes' home court until the team moved into the on-campus Convocation Center (now called the Watson Center). The Yellow Jackets won that game, 69-61, over a Hurricanes' team coached by Leonard Hamilton.
- Tech played Miami twice under former head coach Whack Hyder (prior to the Hurricanes putting their program on hiatus from 1971-84), losing the first-ever meeting in the series by 22 points in 1953, then taking a six-point homecourt victory in 1967. That was the only pre-ACC visit by the Hurricanes to Alexander Memorial Coliseum, and the 90-84 Tech win remains the highest scoring game in the short series.

## All-Time Series Results

1-3-1953.....	a	L	60- 82	
2-27-1967.....	h10	W	90- 84	
12-27-1997.....	a1	W	69- 61	
1-6-2005.....	9/10	h10	W	80- 69
2-26-2005.....	a	W	76- 72	
2-4-2006.....	h10	L	53- 70	
12-3-2006.....	21/23	a	L</	

# SERIES HISTORY VS. ALL OPPONENTS

## Michigan (4-3)

**Home: 1-1, Away: 0-0, Neutral: 3-2**

12-28-1966.....n1	W	101- 70
3-24-1971.....n2	W	78- 70
11-30-1985.....2/2.....3/3.....n3	L	44- 49
11-26-1993.....13/15.....5/5.....n3	L	70- 80
11-24-1995.....25/20.....17/16.....n4	W	77- 61
12-1-1999.....h13	L	77- 80
11-30-2004.....4/4.....h10	W	99- 68

\*ACC-Big Ten Challenge; n1-Bruin Classic (Pauley Pavilion, Los Angeles, Calif.); n2-NIT quarterfinals (Madison Square Garden, New York, N.Y.); n3-Hall of Fame-Tipoff Classic (Springfield [Mass.] Civic Center); n4-Preseason NIT third place game (Madison Square Garden, New York, N.Y.)

## Michigan State (2-2)

**Home: 0-0, Away: 1-2, Neutral: 1-0**

1-4-1947.....a	L	52- 62
12-22-1949.....a	W	68- 60
3-23-1990 (ot).....9/7.....4/4.....n1	W	81- 80
11-30-2005.....a1	L	86- 88

a1-ACC-Big Ten Challenge; n1-NCAA Southeast Regional semifinal (Louisiana Superdome, New Orleans, La.)

## Minnesota (1-2)

**Home: 0-0, Away: 0-2, Neutral: 1-0**

12-30-1978.....a1	L	56- 57
3-25-1990.....9/7.....20/nr.....n2	W	93- 91
12-4-2002.....20/17.....a2	L	63- 64

a1-Pillsbury Holiday Classic (Minneapolis, Minn.); n2-NCAA Southeast Regional final (Louisiana Superdome, New Orleans, La.); a2-ACC-Big Ten Challenge (Minneapolis, Minn.)

## Mississippi (12-9!)

**Home: 6-3, Away: 5-3!, Neutral: 1-3**

2-27-1926.....n1	L	24- 36
3-7-1938.....n2	W	58- 47
3-3-1939.....n3	L	38- 42
1-20-1940.....h9	W	50- 39
1-14-1941.....h9	W	60- 47
1-27-1951.....a	W	73- 59
1-14-1952.....h9	L	64- 94
2-7-1953.....a	L	63- 78
1-16-1954.....h9	L	71- 80
1-15-1955.....a	L	66- 81
1-16-1956.....h9	W	79- 58
1-14-1957.....a	W	82- 78
1-13-1958.....h10	W	76- 67
1-12-1959.....a	W	89- 70
1-11-1960.....6/8.....h10	W	91- 66
1-14-1961.....a	L	67- 69
1-13-1962.....h10	L	55- 60
1-12-1963 (ot).....a	W	73- 71
1-11-1964.....h10	W	69- 54
11-29-2013.....n4	L	67- 77
3-21-3017.....a !	!	74- 66

!2017 victory vacated by NCAA Committee on Infractions  
n1-SIC Tournament (City Auditorium, Atlanta, Ga.); n2-SEC Tournament (Baton Rouge, La.); n3-SEC Tournament (Knoxville, Tenn.); n4-Barclays Center Classic (Barclays Center, Brooklyn, N.Y.); \*Post-season NIT

## Mississippi State (17-13)

**Home: 7-5, Away: 5-6, Neutral: 5-2**

2-24-1922.....n1	W	34- 30
2-19-1923.....a	L	31- 45
3-1-1923.....n1	L	17- 25
2-2-1924.....h4	L	36- 40
2-16-1924.....a	L	28- 53
2-6-1926.....h7	L	20- 31
2-25-1927.....n1	W	40- 24
3-1-1937.....n2	W	43- 30
2-26-1943.....n2	L	41- 48
3-2-1945.....n3	W	60- 43
2-28-1947.....n3	W	65- 52
1-26-1951.....a	W	55- 46
1-30-1952.....h9	W	66- 64
2-9-1953.....a	L	62- 66
1-14-1954.....h9	L	74- 75
1-17-1955.....a	W	90- 71
1-14-1956.....h9	W	87- 59
1-12-1957.....a	W	80- 77
1-11-1958.....h10	W	78- 61
1-10-1959.....a	L	67- 75
1-9-1960.....6/8.....h10	W	82- 60
1-16-1961 (ot).....a	L	61- 62
1-15-1962.....h10	L	56- 57
1-14-1963.....a	L	69- 81
1-13-1964.....h10	W	59- 45
12-9-1964.....a	W	83- 65
1-25-1965.....h10	W	75- 73

12-18-1973.....h10	L	77- 85
12-19-1975.....a	W	64- 61
11-28-2023.....21/22.....h15	W	67- 59

\*ACC/SEC Challenge; n1-Southern Conference Tournament (City Auditorium, Atlanta, Ga.); n2-SEC Tournament (Knoxville, Tenn.); n3-SEC Tournament (Louisville, Ky.)

## Mississippi Valley State (1-0)

**Home: 1-0, Away: 0-0, Neutral: 0-0**

11-26-2013.....h15	W	76- 59
--------------------	---	--------

## Missouri (1-0)

**Home: 1-0, Away: 0-0, Neutral: 0-0**

12-21-1961.....h10	W	58- 57
--------------------	---	--------

## Monmouth (1-0)

**Home: 1-0, Away: 0-0, Neutral: 0-0**

1-17-1985.....17/15.....h10	W	96- 66
-----------------------------	---	--------

## Morehead State (2-0)

**Home: 1-0, Away: 0-0, Neutral: 1-0**

12-27-1989.....14/13.....n1	W	98- 76
12-18-1999.....h10	W	81- 75

n1-Kuppenheimer Classic (The Omni, Atlanta, Ga.)

## Morehouse (3-0)

**Home: 3-0, Away: 0-0, Neutral: 0-0**

11-4-06 (exh).....23/21.....h10	W	96- 52
1-28-2020.....h15	W	82- 54
10-31-2021 (exh).....h15	W	89- 52

## Morgan State (3-0)

**Home: 3-0, Away: 0-0, Neutral: 0-0**

11-27-1990.....14/14.....h10	W	87- 65
11-26-96.....h10	W	74- 58
12-23-2000.....h10	W	94- 58

## Mount St. Mary's (2-1)

**Home: 2-1, Away: 0-0, Neutral: 0-0**

12-20-1993.....14/15.....h10	W	79- 62
12-18-1995.....21/18.....h11	L	69- 71
12-30-1998.....h10	W	80- 74

## Murray State (1-1)

**Home: 1-0, Away: 0-1, Neutral: 0-0**

1-25-1954.....a	L	66- 77
12-4-1956.....h10	W	67- 64

## Navy (2-2)

**Home: 1-1, Away: 0-0, Neutral: 1-1**

12-30-1960.....n1	L	60- 63
1-2-1962 (ot).....h10	L	62- 64
12-31-1963.....h10	W	88- 73
12-28-1985.....7/6.....n2	W	82- 64

n1-Gator Bowl Tournament (Jacksonville, Fla.); n2-Cotton States Classic (The Omni, Atlanta, Ga.)

## Nebraska (3-0)

**Home: 1-0, Away: 1-0, Neutral: 1-0**

12-28-1983.....n1	W	66- 49
12-4-2019.....h15	W	73- 56
12-9-2020.....a	W	75- 64

n1-Cotton States Classic (The Omni, Atlanta, Ga.)

## Nevada (1-1)

**Home: 0-0, Away: 0-0, Neutral: 1-1**

3-26-2004.....14/15.....n1	W	72- 67
12-24-2023.....n2	L	64- 72

n1-NCAA St. Louis Regional semifinal (Edward Jones Dome, St. Louis, Mo.); n2-Diamond Head Classic (Simpliff Arena at Stan Sheriff Center, Honolulu, Hawaii)

## Nevada-Las Vegas (0-2)

**Home: 0-0, Away: 0-0, Neutral: 0-2**

3-31-1990.....9/7.....2/2.....n1	L	81- 90
3-16-2007.....19/18.....n2	L	63- 67

n1-NCAA Final Four, national semifinal (McNichols Arena, Denver, Colo.); n2-NCAA Midwest Regional, First Round (United Center, Chicago, Ill.)

## Newberry (5-0)

**Home: 4-0, Away: 1-0, Neutral: 0-0**

3-5-1920.....a	W	22- 14
1-12-1974.....h10	W	82- 76
1-24-1976.....h10	W	71- 61
1-6-1979.....h10	W	90- 59
1-12-1981.....h10	W	77- 70

## Newcastle of Australia (1-0)

**Home: 1-0, Away: 0-0, Neutral: 0-0**

2-18-1996 (exh).....h10	W	91- 79
-------------------------	---	--------

## New Orleans (1-0)

**Home: 0-0, Away: 0-0, Neutral: 1-0**

11-27-1998 (ot).....n1	W	65- 62
------------------------	---	--------

n1-Big Island Invitational (Atok-Chinen Civic Auditorium, Hilo, Hawaii)

## Niagara (1-0)

**Home: 1-0, Away: 0-0, Neutral: 0-0**

11-19-2010.....h10	W	78- 51
--------------------	---	--------

## Nike Elite (0-1)

**Home: 0-1, Away: 0-0, Neutral: 0-0**

11-18-2001 (exh).....h10	L	90- 99
--------------------------	---	--------

## North Alabama (1-0)

**Home: 1-0, Away: 0-0, Neutral: 0-0**

11-26-2022.....h15	W	80- 61
--------------------	---	--------

## North Carolina (27-73!)

**Home: 16-23!, Away: 6-34, Neutral: 6-15**

All Home Games: 16-23!  
At McCamish Pavilion: 3-5!  
At Alexander Memorial Coliseum: 11-12  
At The Omni: 3-7  
At the Georgia Dome: 0-1  
In Atlanta: 17-25!  
All Road Games: 6-34  
At the Smith Center: 5-27  
At Chapel Hill: 6-32  
At Greensboro (regular season): 0-2  
At Greensboro (all games): 2-3  
At Charlotte: 2-10  
As ACC members: 26-58!  
In the ACC Tournament: 5-4  
All Neutral Games: 6-15  
As SIC members: 0-1  
Under Whack Hyder: 2-8  
Under Dwane Morrison: 0-8  
Under Bobby Cremins: 12-31  
Under Paul Hewitt: 10-11  
Under Brian Gregory: 0-7  
Under Josh Pastner: 3-5!  
Under Damon Stoudamire: 1-0  
Vs. Roy Williams: 10-16  
Vs. Hubert Davis: 1-3  
!one win vacated by NCAA Committee on Infractions  
Longest Winning Streak: 4 games (2010-11)  
Longest Losing Streak: 20 games (1971-84)  
Most Points Scored: 104 on 2-14-1970  
Fewest Points Scored: 26 on 2-8-1925  
Most Points Allowed: 108 on 2-12-1972  
Fewest Points Allowed: 34 on 2-8-1925  
Largest Margin of Victory: 27 on 2-1-1990  
Largest Margin of Defeat: 45 on 2-12-1972

- North Carolina has a 72-28 lead in the all-time series between the two teams, and a 58-26 advantage since Tech joined the ACC (one Tech win in 2016-17 vacated by NCAA Committee on Infractions).
- The Tar Heels have won 12 of the last 16 games in the series, but Tech has managed to split the last six, winning the only regular-season meeting in 2023-24 by a 74-73 score in Atlanta.
- Tech is 14-16 against North Carolina dating back to the 2001-02 season.
- The teams have played 43 times in the city of Atlanta, including eight at McCamish Pavilion, where Tech is 3-5 (on court) against the Tar Heels. The teams met 23 times at Alexander Memorial Coliseum, where the Tar Heels won 12 of 23. Tech won six of the last seven meetings in the Thrillerdome, however, and won six of eight against UNC in the Coliseum under Paul Hewitt.
- Between 1982 and 1996, the Yellow Jackets played eight of their home games with the Tar Heels at the old Omni arena

2-28-1925.....n1	L	26- 34
2-14-1947.....a	L	48- 58
12-9-1955.....n2	L	76- 88
2-11-1967.....2/2.....h	W	82- 80
1-27-1968.....3/3.....n2	L	54- 82
1-14-1969.....2/2.....h	L	70- 101
2-14-1970.....10/8.....n2	W	104- 95
2-12-1971.....11/11.....n2	L	58- 87
3-27-1971 (NIT).....13/13.....n3	L	64- 84
2-12-1972.....3/3.....n2	L	73- 118
2-23-1972.....5/3.....a1	L	66- 87
2-9-1973.....6/6.....n2	L	72- 107
2-9-1974.....4/4.....n2	L	70- 108
2-8-1975.....12/11.....n2	L	81- 111
2-6-1976.....4/3.....n2	L	74- 79
2-4-1977.....13/12.....n2	L	74- 97
1-14-1980.....15/15.....a2	L	53- 54
2-11-1980.....11/11.....h2	L	50- 60
1-24-1981.....17/18.....a1	L	60- 100
2-25-1981.....11/10.....h	L	51- 76
1-23-1982.....1/1.....h11	L	54- 66
2-24-1982.....2/2.....a1	L	54- 77
3-4-1982.....1/1.....n4	L	39- 55
1-29-1983.....3/3.....a2	L	65- 72
3-2-1983.....8/10.....h11	L	73- 85
1-28-1984.....1/1.....a1	L	61- 73
2-29-1984.....1/1.....h11	L	56- 69
1-27-1985.....16/17.....8/9.....a1	W	66- 62
2-27-1985.....10/13.....8/11.....h11	W	67- 62
3-10-1985.....9/11.....6/7.....n5	W	57- 54
1-25-1986.....4/3.....1/1.....a	L	77- 85
2-4-1986 (ot).....2/2.....1/1.....h11	L	77- 78
1-24-1987.....2/1.....a	L	55- 92
3-1-1987.....2/3.....h11	L	76- 92
1-30-1988.....3/3.....a	L	71- 73
3-2-1988.....13/15.....6/6.....h11	L	80- 97
1-28-1989.....nr/19.....7/6.....a	L	85- 92
3-1-1989.....5/5.....h10	W	76- 74
3-10-1989.....9/8.....n5	L	62- 77
2-1-1990.....17/15.....25/18.....h10	W	102- 75
2-28-1990.....11/11.....a	L	79- 81
1-27-1991.....nr/25.....7/8.....a	W	88- 86
2-28-1991.....nr/21.....4/4.....h10	L	74- 91
2-2-1992.....20/18.....11/11.....h10	L	76- 86
3-4-1992.....16/16.....a	L	75- 79
1-13-1993.....8/8.....3/4.....a	L	67- 80
2-14-1993.....nr/24.....6/6.....h10	L	66- 77
3-14-1993.....1/1.....n6	W	77- 75
1-12-1994.....17/18.....1/1.....h10	W	89- 69
2-12-1994.....1/1.....a	W	96- 89
1-11-1995.....22/17.....4/2.....a	L	75- 86
2-12-1995.....18/15.....1/1.....h10	L	81- 85
1-10-1996.....10/9.....h11	W	80- 77
2-10-1996 (ot).....12/11.....a	W	92- 83
1-18-1997.....22/21.....a	L	50- 73
2-15-1997.....16/17.....h10	L	68- 72
1-8-1998.....1/1.....a	L	75- 96
2-8-1998 (2ot).....2/2.....h10	L	100- 107
12-22-1998.....6/7.....h10	W	66- 64
1-31-1999.....10/9.....a	L	66- 75
3-5-1999.....15/15.....n6	L	49- 78
1-29-2000.....h10	L	53- 70
3-1-2000 (ot).....a	L	72- 74
1-2-2001.....13/14.....h10	L	70- 84
2-3-2001.....4/4.....a	L	69- 82
3-10-2001.....6/5.....n7	L	63- 70
12-2-2001.....a	L	77- 83
2-2-2002.....h10	W	86- 74
1-29-2003.....h10	W	88- 68
3-1-2003.....8/8.....12/13.....a	L	66- 67
1-11-2004.....8/8.....12/13.....a	L	88- 103
2-10-2004.....15/16.....14/17.....h10	W	88- 77
3-12-2004.....14/18.....16/19.....n4	W	83- 82

in downtown Atlanta (2-6 record). Counting ACC and SIC Tournament games played in the city, Tech is 15-25 vs. North Carolina in Atlanta.

- Tech is 9-6 in games played away from Chapel Hill since 2000-01, including three ACC Tournament wins.
- Tech has lost 14 of the last 16 meetings in the Smith Center and is 5-27 all-time in the building. Counting regular-season games in Greensboro, Tech is 6-34 on the road against UNC.
- In ACC Tournament play, the Yellow Jackets have won five of nine meetings, and Tech has won the last three encounters (2004, 2005, 2010). Two of Tech's five tournament wins occurred in championship games, the 1985 final in Atlanta and the 1993 final in Charlotte.
- Tech's greatest success in its series with North Carolina occurred during the middle 1990s when the Jackets won five of seven meetings, including three straight wins over No. 1-ranked Tar Heel teams during the 1993 and 1994 campaigns.

## All-Time Series Results

2-28-1925.....n1	L	26- 34
2-14-1947.....a	L	48- 58
12-9-1955.....n2	L	76- 88
2-11-1967.....2/2.....h	W	82- 80
1-27-1968.....3/3.....n2	L	54- 82
1-14-1969.....2/2.....h	L	70- 101
2-14-1970.....10/8.....n2	W	104- 95
2-12-1971.....11/11.....n2	L	58- 87
3-27-1971 (NIT).....13		

# SERIES HISTORY VS. ALL OPPONENTS

1-12-2005	8/8	3/4	a	L	69- 91
3-12-2005	2/2	n8	W	78- 75	
2-15-2006	23/23	a	L	75- 82	
1-20-2007	4/4	a	L	61- 77	
3-1-2007	8/8	h10	W	84- 77	
1-16-2008	1/1	h10	L	82- 83	
2-28-2009	4/5	a	L	74-104	
1-16-2010	20/18	12/13	a	W	73- 71
2-16-2010	h10	W	68- 51		
3-11-2010	n4	W	62- 58		
1-16-2011	h10	W	78- 58		
1-29-2012	7/8	a	L	81- 93	
1-23-2013	a	L	63- 79		
2-19-2013	h15	L	58- 70		
1-29-2014	h15	L	65- 78		
2-21-2015	15/16	a	L	60- 89	
3-3-2015	19/19	h15	L	49- 81	
1-2-2016	7/8	a	L	78- 86	
12-31-2016	9/10	h15	!	75- 63	
1-20-2018	15/14	a	L	66- 80	
1-29-2019	9/10	h15	L	54- 77	
1-4-2020	a	W	96- 83		
12-30-2020	h15	W	72- 67		
12-5-2021	h15	L	62- 79		
1-15-2022	a	L	65- 88		
12-10-2022	a	L	59- 75		
1-30-2024	3/3	h15	W	74- 73	

n1-SIC Tournament (City Auditorium, Atlanta, Ga.); n2-North-South Doubleheader (Charlotte [N.C.] Coliseum); n3-NIT Finals (Madison Square Garden, New York, N.Y.); n4-ACC Tournament (Greensboro [N.C.] Coliseum); n5-ACC Tournament (The Omni, Atlanta, Ga.); n6-ACC Tournament (Charlotte [N.C.] Coliseum); n7-ACC Tournament (Georgia Dome, Atlanta, Ga.); n8-ACC Tournament (MCI Center, Washington, D.C.); h10-Alexander Memorial Coliseum; h11-The Omni; a1-Carmichael Auditorium; a2-Greensboro, N.C., Coliseum

## UNC Asheville (2-0)

**Home: 2-0, Away: 0-0, Neutral: 0-0**

11-25-1988	14/nr	h10	W	97- 63
11-18-2005	h10	W	80- 52	

## UNC Greensboro (2-1)

**Home: 2-1, Away: 0-0, Neutral: 0-0**

12-31-1996	h10	W	65- 40
12-28-1999	h10	W	97- 73
11-9-2007	h10	L	74- 83

## UNC Wilmington (4-0)

**Home: 4-0, Away: 0-0, Neutral: 0-0**

2-21-1977	h10	W	63- 57	
11-28-1977	h10	W	77- 67	
1-19-1995	22/18	h10	W	87- 68
12-8-2012	h15	W	73- 66	

## North Carolina A&T (7-0)

**Home: 7-0, Away: 0-0, Neutral: 0-0**

12-18-1984	13/13	h10	W	81- 43
1-14-1987	h10	W	83- 67	
1-19-1988	h10	W	84- 72	
12-11-1989	18/18	h10	W	101- 87
11-30-1993	16/17	h10	W	93- 77
2-15-1995	20/18	h10	W	85- 81
11-24-2013	h15	W	78- 71	
12-28-2016	h15	!	59- 52	

## NC State (44-61!)

**Home: 24-20, Away: 14-33!, Neutral: 6-8**

All Home Games: 24-20  
At McCamish Pavilion: 2-5  
At Alexander Memorial Coliseum: 19-14  
At The Omni: 1-0  
At Phillips Arena: 0-1  
In Atlanta: 24-20  
All Road Games: 14-33!  
At Reynolds Coliseum: 7-18  
At PNC Arena: 7-13!  
As ACC members: 36-47!  
In the ACC Tournament: 3-3  
All Neutral Games: 6-8  
As SIC members: 1-2  
Under Whack Hyder: 5-7  
Under Dwane Morrison: 1-7  
Under Bobby Cremins: 20-22  
Under Paul Hewitt: 8-12  
Under Brian Gregory: 2-5  
Under Josh Pastner: 6-4!

Under Damon Stoudamire: 0-1  
Vs. Kevin Keatts: 4-4  
Longest Winning Streak: 7 games (1994-97)  
Longest Losing Streak: 9 games (1977-83)  
Most Points Scored: 102 on 1-14-1967  
Fewest Points Scored: 12 on 2-16-1925  
Most Points Allowed: 118 on 2-10-1973  
Fewest Points Allowed: 22 on 1-22-1926  
Largest Margin of Victory: 27 on 12-19-1959  
Largest Margin of Defeat: 44 on 2-8-1974

\*Jan. 15, 2017 win vacated by NCAA Committee on Infractions

- NC State has won the last four games in the series, winning the teams' only regular-season meeting in 2023-24 (82-76 in Raleigh) after sweeping the regular-season series from Tech in 2022-23 and winning the final meeting of 2021-22. Tech won four straight games prior to that.
- NC State has a 61-44 lead in the overall series which dates back to 1925. Georgia Tech has won six of the last 10 meetings, although the Wolfpack have defeated the Yellow Jackets the last three times the teams have played. The teams did not play during the 2020-21 season due to COVID issues.
- Twenty-five of the last 31 meetings in the series have been decided by 10 points or less, with four of those decided in overtime.

- Tech is 24-20 against the Wolfpack in Atlanta, including one home-court meeting that was played at the Omni in 1986 and one at Phillips Arena in 2012. NC State is 5-2 against the Yellow Jackets at McCamish Pavilion.
- Since it joined the ACC, Tech is 36-47 against NC State, including regular-season and tournament.
- Tech is 4-4 vs. NC State coach Kevin Keatts, and 0-1 vs. the Wolfpack under Damon Stoudamire.
- The Jackets are 14-33 against NC State in Raleigh, including a 7-13 mark at PNC Arena (one win vacated by NCAA Committee on Infractions).
- Tech is 3-3 against NC State in ACC Tournament games, the last meeting occurring in 2003 in a 71-65 Wolfpack victory in Greensboro. The Jackets won first-round games in 1996 in Greensboro (88-73) and 1990 in Charlotte (76-67).

- Tech is 24-20 against the Wolfpack in Atlanta, including one home-court meeting that was played at the Omni in 1986 and one at Phillips Arena in 2012. NC State is 5-2 against the Yellow Jackets at McCamish Pavilion.
- Since it joined the ACC, Tech is 36-47 against NC State, including regular-season and tournament.
- Tech is 4-4 vs. NC State coach Kevin Keatts, and 0-1 vs. the Wolfpack under Damon Stoudamire.
- The Jackets are 14-33 against NC State in Raleigh, including a 7-13 mark at PNC Arena (one win vacated by NCAA Committee on Infractions).
- Tech is 3-3 against NC State in ACC Tournament games, the last meeting occurring in 2003 in a 71-65 Wolfpack victory in Greensboro. The Jackets won first-round games in 1996 in Greensboro (88-73) and 1990 in Charlotte (76-67).

- Tech is 24-20 against the Wolfpack in Atlanta, including one home-court meeting that was played at the Omni in 1986 and one at Phillips Arena in 2012. NC State is 5-2 against the Yellow Jackets at McCamish Pavilion.
- Since it joined the ACC, Tech is 36-47 against NC State, including regular-season and tournament.
- Tech is 4-4 vs. NC State coach Kevin Keatts, and 0-1 vs. the Wolfpack under Damon Stoudamire.
- The Jackets are 14-33 against NC State in Raleigh, including a 7-13 mark at PNC Arena (one win vacated by NCAA Committee on Infractions).
- Tech is 3-3 against NC State in ACC Tournament games, the last meeting occurring in 2003 in a 71-65 Wolfpack victory in Greensboro. The Jackets won first-round games in 1996 in Greensboro (88-73) and 1990 in Charlotte (76-67).

## All-Time Series Results

2-16-1925	a	L	12- 35		
1-22-1926	h4	W	23- 22		
2-12-1926	a	L	14- 30		
1-8-1938	h8	W	35- 30		
12-30-1949	a1	L	34- 57		
12-19-1959	na/12	na/16	h10	W	80- 53
12-17-1960	15/12	10/nr	a1	L	76- 82
12-19-1962	h10	W	84- 71		
2-13-1965	nr/18	a1	L	68- 97	
12-20-1965	nr/19	h10	L	69- 93	
2-12-1966	a1	L	93-102		
1-14-1967	h10	W	102- 85		
2-22-1967	a1	L	61- 65		
2-13-1970	5/6	n1	W	89- 77	
2-13-1971	n1	W	73- 66		
2-11-1972	n1	L	70- 87		
2-10-1973	2/2	n1	L	94-118	
2-8-1974	2/2	n1	L	54- 98	
2-7-1975	6/6	n1	L	66-101	
2-7-1976	10/10	n1	W	78- 67	
2-5-1977	n1	L	71- 81		
12-29-1979	h10	L	62- 73		
2-6-1980	a1	L	49- 60		
1-10-1981	a1	L	68- 93		
1-28-1981	h10	L	55- 70		
1-9-1982	15/15	h10	L	49- 55	
1-26-1982	17/17	a1	L	40- 49	
1-15-1983	19/19	a1	L	61- 81	
2-2-1983	h10	L	64- 74		
1-15-1984	h10	W	56- 47		
2-12-1984	18/nr	a1	L	67- 68	
12-15-1984	12/14	9/8	a1	W	66- 64
1-30-1985	8/9	h10	L	53- 61	
1-29-1986	3/3	a1	W	67- 54	
2-27-1986	4/3	18/18	h11	W	69- 57
1-10-1987	18/20	a1	L	62- 63	
2-14-1987	h10	W	87- 76		
1-16-1988	h10	L	74- 76		
2-20-1988	14/14	a1	W	87- 84	
1-14-1989	19/16	15/17	a1	L	68- 82
2-18-1989	19/18	h10	L	69- 71	
1-13-1990	9/9	17/nr	h10	W	92- 85
2-17-1990	20/13	11/11	a1	W	95- 92
3-9-1990	14/13	n2	W	76- 67	
1-13-1991	24/21	a1	L	83- 90	
2-3-1991	23/22	h10	L	73- 79	
3-8-1991	n2	L	68- 82		
1-8-1992	14/15	a1	W	80- 63	
2-29-1992	0/1	h10	W	98- 88	
1-27-1993	18/17	h10	W	85- 74	
2-28-1993	a1	L	60- 68		
1-26-1994	21/19	a1	L	78- 84	
2-26-1994	23/nr	h10	W	81- 69	

1-25-1995	21/21	h10	W	75- 71	
2-25-1995	24/22	a1	W	72- 68	
1-24-1996	a1	W	76- 71		
2-25-1996	0/1	23/22	h10	W	92- 83
3-8-1996	18/18	n3	W	88- 73	
1-25-1997	h10	W	54- 53		
2-22-1997	a1	L	51- 72		
3-6-1997	n3	L	46- 60		
12-4-1997	0/1	h10	L	69- 71	
1-25-1998	a1	L	51- 56		
1-2-1999	a2	L	69- 75		
2-2-1999	h10	L	50- 51		
1-22-2000	a2	L	58- 66		
2-24-2000	h10	W	66- 63		
1-16-2001	a2	L	60- 72		
2-17-2001	h10	W	69- 54		
1-19-2002	a2	L	71- 84		
2-20-2002	h10	W	65- 59		
1-11-2003	h10	W	85- 61		
2-12-2003	a2	L	57- 63		
3-14-2003	n3	L	65- 71		
1-24-2004	11/13	a2	L	72- 76	
2-25-2004	18/20	14/19	h10	L	69- 79
1-16-2005	8/8	a2	L	68- 76	
2-13-2005	h10	L	51- 53		
1-14-2006	a2	L	78- 87		
2-12-2006	h10	W	71- 68		
2-6-2007	h10	W	74- 65		
1-23-2008	a2	W	77- 74		
1-17-2009	0/1	a2	L	71- 76	
1-14-2009	h10	L	65- 86		
2-6-2010	21/19	h10	W	73- 71	
3-13-2010	n3	W	57- 54		
2-26-2011	a2	L	74- 79		
1-11-2012	a2	W	82- 71		
2-9-2012	h13	L	52- 61		
1-9-2013	a2	L	70- 83		
3-3-2013	h15	L	57- 70		
1-26-2014	0/1	a2	L	78- 80	
1-31-2015	0/1	h15	L	80- 81	
1-27-2016	a2	W	90- 83		
1-15-2017	a2	!	86- 76		
2-21-2017	h15	L	69- 71		
3-1-2018	h15	W	78- 75		
3-6-2019	a2	W	63- 61		
1-15-2019	0/1	a2	W	82- 81	
1-25-2020	h15	W	64- 58		
2-15-2022	h15	L	61- 76		
1-17-2023	h15	L	66- 78		
2-4-2023	a2	L	64- 72		
2-3-2024	a2	L	76- 82		

a1-Reynolds Coliseum, a2-PNC Arena, n1-North-South Doubleheader (Charlotte [N.C.] Coliseum); n2-ACC Tournament (Charlotte [N.C.] Coliseum); n3-ACC Tournament (Greensboro [N.C.] Coliseum); h10-The Omni, Atlanta, Ga.

## North Texas (2-0)

**Home: 2-0, Away: 0-0, Neutral: 0-0**

12-31-1997	h10	W	93- 76
11-24-2017	h10	W	63- 49

## Northeastern (1-0)

**Home: 1-0, Away: 0-0, Neutral: 0-0**

12-2-2022	h15	W	81- 65
-----------	-----	---	--------

## Northern Illinois (1-0)

**Home: 1-0, Away: 0-0, Neutral: 0-0**

11-17-2022	h15*	W	68- 50
------------	------	---	--------

\*campus game for the Fort Myers Tipoff

## Northern Iowa (1-0)

**Home: 0-0, Away: 0-0, Neutral: 1-0**

3-19-2004	14/15	n1	W	65- 60
-----------	-------	----	---	--------

n1-NCAA Tournament first round (Bradley Center, Milwaukee, Wis.)

## Northwestern (2-3)

**Home: 1-1, Away: 1-2, Neutral: 0-0**

11-30-2010	a	L	71- 91
11-29-2011	h12	L	60- 76
12-3-2014	a	W	66- 58
11-28-2017	h15	W	52- 51
11-28-2018	a	L	61- 67

\*ACC-Big Ten Challenge

## Notre Dame (13-18!)

**Home: 10-4!, Away: 2-12, Neutral: 1-2**

All Home Games: 10-4!  
At McCamish Pavilion: 7-4!  
At Alexander Memorial Coliseum: 3-0  
In Atlanta: 10-4!  
All Road Games: 2-12  
At Purcell Pavilion/Joyce Center: 1-11  
As ACC members: 7-16!  
In the ACC Tournament: 0-2  
All Neutral Games: 1-2  
Under Roy Mundorff: 0-1  
Under Whack Hyder: 3-1  
Under Dwane Morrison: 1-7  
Under Bobby Cremins: 2-0  
Under Paul Hewitt: 1-0  
Under Brian Gregory: 2-4  
Under Josh Pastner: 5-9!  
Under Damon Stoudamire: 0-3  
Vs. Micah Shrewsbury: 0-3  
Vs. Mike Brey: 8-13  
Vs. Digger Phelps: 3-0  
Longest Winning Streak: 5 games (1972-2014)  
Longest Losing Streak: 4 games (2014-16, 2018-20)  
Most Points Scored: 102 on 2-4-1967  
Fewest Points Scored: 42 on 2-22-1941  
Most Points Allowed: 90 on 2-26-2022  
Fewest Points Allowed: 53 on 2-22-1941  
Largest Margin of Victory: 20 in 1-17-1972  
Largest Margin of Defeat: 34 on 2-26-2022

! Tech win on 1/25/2017 vacated by NCAA Committee on Infractions

- Notre Dame has won 10 of the last 12 meetings and lead the all-time series, 18-13. Georgia Tech's only win came by an 82-80 score on Feb. 6, 2021 and a 70-68 decision on Feb. 8, 2023, both at McCamish Pavilion.
- The Fighting Irish swept the regular-season series for the second time in three years in 2023-24, taking a 75-68 decision in overtime in Atlanta, and a 58-55 nail-biter in South Bend, and also defeated Tech, 84-80, in the ACC Tournament.
- Since Notre Dame joined the ACC, the teams have split their regular season series five times, and the Fighting Irish have swept the Yellow Jackets four times. Tech has yet to sweep the Irish.
- Notre Dame is one of two permanent home-and-away opponents for Tech in the ACC. However, the teams did not play in South Bend during the 2020-21 season when the game was canceled due to COVID-19.
- The Yellow Jackets are 7-16 against Notre Dame since the Fighting Irish joined the ACC. Only two of those games have been decided by double-digits.
- The teams have played to overtime five times, three of those coming in the last six meetings.
- At McCamish Pavilion, Tech is 7-4 against the Irish (minus one 2017 win vacated by the NCAA), and the games have been decided by a total of 35 points. Tech won all three of the teams' meetings at the Jackets' former home court in Alexander Memorial Coliseum.
- Notre Dame has won all 10 meetings at South Bend since the Fighting Irish became a member of the ACC. Tech's last win at Notre Dame occurred Feb. 24, 1990, a Yellow Jacket team that won the ACC Championship and reached the Final Four behind the Lethal Weapon 3 combination of Kenny Anderson, Dennis Scott and Brian Oliver, who combined for 64 of the Jackets' points in that 88-80 overtime victory.
- That game and a 90-80 Tech victory in Atlanta a year earlier were the only two face-offs ever between legendary coaches Bobby Cremins and Digger Phelps.
- Tech is 2-12 in games played in South Bend, and 1-11 in Purcell Pavilion.
- The Yellow Jackets won five straight meetings between the two teams from 1972 through Tech's 74-69 victory in McCamish Pavilion on Jan. 11, 2014, the team's first meeting as ACC foes.
- Four of the five meetings before that were played with Whack Hyder as Tech's head coach, and the Jackets won three of those, including an 82-62 win in 1972 at Alexander Memorial Coliseum in Phelps' first season as the Fighting Irish head coach.

## All-Time Series Results



## SERIES HISTORY VS. ALL OPPONENTS

1-3-2015 (2 ot).....14/13.....a L	76- 83
1-14-2015.....12/12.....h15 L	59- 62
1-13-2016.....a L	64- 72
2-20-2016.....19/18.....h15 W	63- 62
1-28-2017.....14/12.....h15 W	62- 60
2-26-2017.....21/17.....a L	60- 64
12-30-2017.....a L	59- 68
1-10-2018.....r/25.....h15 W	60- 63
1-22-2019.....h15 W	63- 61
2-10-2019.....a L	59- 69
3-12-2019.....n2 L	71- 78
1-15-2020.....h15 L	74- 78
2-1-2020.....a L	72- 80
2-6-2021.....h15 W	82- 80
1-8-2022 (ot).....h15 L	68- 72
2-26-2022.....a L	56- 90
1-10-2023 (ot).....a L	72- 73
2-8-2023.....h15 W	70- 68
1-10-2024 (ot).....h15 L	68- 75
2-14-2024.....a L	55- 58
3-12-2024.....n3 L	80- 84

n1-Paradise Jam (St. Thomas, U.S. Virgin Islands); n2-ACC Tournament (Spectrum Center, Charlotte, N.C.); n3-ACC Tournament (Capital One Arena, Washington, D.C.)

**Oglethorpe (1-0)**

**Home: 1-0, Away: 0-0, Neutral: 0-0**

2-16-1927.....h5 W	45- 31
--------------------	--------

**Ohio State (3-11)**

**Home: 2-3, Away: 1-5, Neutral: 0-3**

3-12-1960.....13/8.....3/3.....n1 L	69- 86
1-2-1965.....a L	68- 73
1-16-1967.....h W	84- 73
1-22-1968.....a L	55- 66
1-20-1969.....13/nr.....h L	66- 73
1-26-1970.....a L	71- 74
12-1-1971.....4/4.....h L	55- 63
1-15-1973.....h L	79- 85
1-7-1974.....a L	71- 89
12-23-1974.....a L	67- 75
3-17-1991.....5/5.....n2 L	61- 65
3-19-2003.....h1 W	72- 58
12-3-2003.....13/15.....a1 W	73- 53
3-19-2010.....5/7.....n3 L	66- 75

n1-NCAA Midwest Regional second round (Freedom Hall, Louisville, Ky.); n2-NCAA Midwest Regional second round (Dayton, Ohio, Arena); n3-NCAA Midwest Regional second round (Bradley Center, Milwaukee, Wis.); n1-NIT first round (Alexander Memorial Coliseum, Atlanta, Ga.); a1-ACC-Big Ten Challenge

**Ohio University (1-1)**

**Home: 0-1, Away: 0-0, Neutral: 1-0**

3-11-1960.....13/8.....n1 W	57- 54
11-18-2016.....h15 L	61- 67

n1-NCAA Midwest Regional first round (Freedom Hall, Louisville, Ky.)

**Oklahoma (2-2)**

**Home: 1-0, Away: 0-2, Neutral: 1-0**

12-18-1982.....a L	73- 101
3-3-1985.....10/13.....6/6.....a L	80- 87
12-29-1994.....17/16.....n1 W	89- 85
11-17-1995.....h12 W	83- 72

n1-Rainbow Classic (Special Events Center, Honolulu, Hawaii); h12-Preseason NIT second round (Georgia Dome, Atlanta, Ga.)

**Oklahoma City (3-3)**

**Home: 2-1, Away: 1-1, Neutral: 0-1**

2-14-1959 (3ot).....14/19.....h10 W	71- 65
12-21-1968.....n1 L	57- 59
12-6-1969.....h10 W	68- 54
12-5-1970.....a W	74- 73
2-28-1973.....h10 L	82-102
2-23-1974.....a L	71- 94

n1-Sun Bowl Tournament (Special Events Center, El Paso, Texas)

**Oklahoma State (2-2)**

**Home: 0-0, Away: 0-0, Neutral: 2-2**

12-19-1981.....n1 L	57- 59
11-29-1991.....18/18.....11/8.....n2 L	71- 78
4-3-2004.....14/15.....4/3.....n3 W	67- 65
3-21-2010.....n4 W	64- 59

n1-Sun Bowl Tournament (Special Events Center, El Paso, Texas); n2-Preseason NIT finals (Madison Square Garden, New York, N.Y.); n3-NCAA Final Four national semifinal (Alamodome, San Antonio, Texas); n4-NCAA Midwest Regional second round (Bradley Center, Milwaukee, Wis.)

**Old Dominion (2-0)**

**Home: 1-0, Away: 1-0, Neutral: 0-0**

12-17-1985.....7/7.....h10 W	96- 86
1-12-1987.....a W	81- 64

**Oregon (1-1)**

**Home: 0-0, Away: 0-1, Neutral: 1-0**

12-16-1977.....n1 W	64- 57
3-10-1999.....a1 L	64- 67

n1-Dayton Invitational (Dayton, Ohio, Arena); a1-NIT first round (Eugene, Ore.)

**Original Celtics (0-2)**

**Home: 0-2, Away: 0-0, Neutral: 0-0**

1-11-1933 (exh).....h10 L	31- 40
1-17-1934 (exh).....h10 L	28- 50

**Penn-Dixie (1-1)**

**Home: 0-0, Away: 0-1, Neutral: 1-0**

12-31-1927.....n1 W	41- 36
12-31-1928.....a L	29- 31

n1-Chattanooga, Tenn.

**Pennsylvania (2-4)**

**Home: 1-2, Away: 1-2, Neutral: 0-0**

12-28-1929.....a L	23- 33
2-6-1937.....a L	30- 31
2-24-1951 (ot).....h9 L	77- 83
12-1-1986.....h10 W	84- 57
12-19-1987.....a W	79- 55
11-19-2001.....h10 L	74- 79

\*Las Vegas Invitational

**Penn State (2-3)**

**Home: 1-2, Away: 0-1, Neutral: 1-0**

3-18-1998.....h10 L	70- 75
11-28-2006.....21/24.....h10 W	77- 73
12-3-2008.....h10 L	83- 85
11-29-2016.....#a L	60- 67
12-16-2023 (ot).....n1 W	82- 81

\*Post-Season NIT quarterfinals; #ACC/Big Ten Challenge; n1-Madison Square Garden (Holiday Festival)

**Pepperdine (2-0)**

**Home: 0-0, Away: 1-0, Neutral: 1-0**

12-16-1983.....n1 W	67- 56
12-20-2008.....a W	86- 58

n1-Casaba Club Classic (A.G. Spanos Center, Stockton, Calif.)

**Phillips Oilers (0-1)**

**Home: 0-1, Away: 0-0, Neutral: 0-0**

2-5-1965 (exh).....h10 L	69- 82
--------------------------	--------

**Piedmont (1-0)**

**Home: 0-0, Away: 1-0, Neutral: 0-0**

2-28-1920.....a W	29- 26
-------------------	--------

**Pittsburgh (12-9!)**

**Home: 7-3!, Away: 3-4, Neutral: 2-2**

All Home Games: 7-3!  
At McCamish Pavilion: 5-3!  
At Alexander Memorial Coliseum: 2-0  
At The Omni: 1-0  
In Atlanta: 8-3!  
All Road Games: 3-4  
At Petersen Events Center: 2-4  
As ACC members: 7-9!  
In the ACC Tournament: 0-2  
All Neutral Games: 2-1  
Under Whack Hyder: 3-0  
Under Bobby Cremins: 2-0  
Under Brian Gregory: 0-3  
Under Josh Pastner: 6-5!  
Under Damon Stoudamire: 0-1  
Vs. Jamie Dixon: 1-3  
vs. Kevin Stallings: 1-1  
vs. Jeff Capel: 5-5 (4-5 at Pittsburgh)  
Longest Winning Streak: 5 games (1966-89)  
Longest Losing Streak: 4 games (2023-present)  
Most Points Scored: 111 on 12-28-1989  
Fewest Points Scored: 60 on 1-14-2023  
Most Points Allowed: 92 on 12-4-1989, 12-28-1989

Fewest Points Allowed: 52 on 2-28-17

Largest Margin of Victory: 30 on 2-9-1970

Largest Margin of Defeat: 11 on 1-14-2023

\*/In in 2017 vacated by NCAA Committee on Infractions

• Pittsburgh has won the last four meetings, but Georgia Tech still holds a 12-9 overall lead in a series that began in 1966.  
• Pitt won the only scheduled regular-season game in 2023-24 by a 72-64 score in Atlanta, after sweeping the regular-season series from Tech in 2022-23, winning 71-60 in Atlanta and 76-68 in Pittsburgh, and adding an 89-81 win over the Yellow Jackets in the ACC Tournament.

• Tech had won three straight meetings prior to that and trail the Panthers, 7-9, since Pitt became an ACC member.

• Pitt swept a regular-season series from Tech for the first time in 2022-23. Tech and Pitt split the games the other two times they have played twice, in 2017 and 2020.

• Tech's 73-57 win in its final home game of the 2019-20 campaign was the widest margin of victory for either team in 16 meetings as ACC foes.

• Tech won the first five games in the series, prior to Pitt's entry into the ACC, all of which took place between 1966 and 1989. The Panthers won the first three meetings after joining the conference.

• The two most entertaining games between Tech and the former Big East member played in the same month of the 1989-90 season, when the Yellow Jackets led on the way to their second ACC title and first Final Four appearance. Bobby Cremins and Paul Evans were the respective head coaches at the time.

• Tech overcame an early 26-5 deficit to win the ACC/Big East Challenge game in Hartford in early December, getting 42 points from Dennis Scott, including the game-winner with 8 seconds left. Later in the month, the Panthers came to Atlanta for a Kuppenheimer Classic game at the Omni, and Tech won the game without Cremins, who was attending his father's funeral. Kenny Anderson recorded a triple-double with 32 points, 12 rebounds and 18 assists.

• Tech scored easy wins over Pitt in the first three games of the series, all under head coach Whack Hyder, two of which were played at Alexander Memorial Coliseum on the Tech campus.

• Tech has won six of 11 games between the two teams since Josh Pastner became the head coach.

• Tech is 5-4 against the Panthers' current head coach, Jeff Capel, having scored an 86-65 victory over VCU during the 2003-04 season when Capel was the Rams' head coach.

**All-Time Series Results**

1-4-1966.....h10 W	89- 77
2-9-1970.....a1 W	92- 62
3-6-1971.....h10 W	78- 61
12-4-1989.....21/19.....18/nr.....n1 W	93- 92
12-28-1989.....14/13.....n2 W	111- 92
1-14-2014.....h15 L	74- 81
1-17-2015.....a2 L	65- 70
1-6-2016.....a2 L	84- 89
3-5-2016.....h15 W	63- 59
2-28-2017.....h15 !	61- 52
3-7-2017.....n3 L	59- 61
1-13-2018.....a2 W	69- 54
2-20-2019.....h15 W	73- 65
2-8-2020.....a2 L	64- 73
3-4-2020.....h15 W	73- 57
2-14-2021.....h15 W	71- 65
2-19-2022.....a2 W	68- 62
1-14-2023.....h15 L	60- 71
2-21-2023.....a2 L	68- 76
3-8-2023.....n4 L	81- 89
1-23-2024.....h15 L	64- 72

a1-Fitzgerald Field House; a2-Petersen Events Center; n1-ACC-Big East Challenge (Hartford [Conn.] Civic Center); n2-Kuppenheimer Classic (The Omni, Atlanta, Ga.); n3-ACC Tournament (Barclays Center, Brooklyn, N.Y.); n4-ACC Tournament (Greensboro Coliseum, Greensboro, N.C.)

**Prairie View A&M (1-0)**

**Home: 1-0, Away: 0-0, Neutral: 0-0**

11-23-2018.....h15 W	65- 54
----------------------	--------

**Presbyterian (9-0)**

**Home: 9-0, Away: 0-0, Neutral: 0-0**

1-24-1975 (ot).....h10 W	89- 84
1-29-1976.....h10 W	87- 61
2-9-1977.....h10 W	82- 63
12-12-1979.....h10 W	68- 53
12-17-1980.....h10 W	64- 61
11-30-1981.....h10 W	82- 66
1-6-2008.....h10 W	77- 64
11-14-2012.....h15 W	52- 38
11-8-2013.....h15 W	88- 57

**Progressive Club (3-1)**

**Home: 1-1, Away: 2-0, Neutral: 0-0**

1-23-1923.....a W	33- 30
2-19-1923.....h4 L	33- 43
1-19-1927.....h4 W	44- 16
2-2-1927.....a W	31- 28

**Purdue (2-1)**

**Home: 0-0, Away: 0-0, Neutral: 2-1**

12-26-1980.....n1 L	45- 53
12-30-1988.....17/17.....n2 W	72- 69
11-20-2006.....19/19.....n3 W	79- 61

n1-Gator Bowl Tournament (Jacksonville, Fla.); n2-Rainbow Classic (Balsdel Center, Honolulu, Hawaii); n3-EA Sports Maui Invitational (Lahaina Civic Center, Lahaina, Maui, Hawaii)

**Purdue Fort Wayne (1-0)**

**Home: 1-0, Away: 0-0, Neutral: 0-0**

11-21-2014.....h15 W	78- 69
----------------------	--------

Formerly IPFW

**Radford (1-0)**

**Home: 1-0, Away: 0-0, Neutral: 0-0**

11-29-1996.....h10 W	91- 60
----------------------	--------

**Randolph-Macon (1-0)**

**Home: 1-0, Away: 0-0, Neutral: 0-0**

2-26-1972.....h10 W	80- 74
---------------------	--------

**Rhode Island (1-0)**

**Home: 0-0, Away: 0-0, Neutral: 1-0**

11-30-2014.....n1 W	64- 61
---------------------	--------

n1-Orlando Classic (Lake Buena Vista, Fla.)

**Rice (10-5)**

**Home: 6-0, Away: 3-4, Neutral: 1-1**

12-30-1947.....n1 L	42- 43
1-2-1951.....a L	51- 58
12-2-1961.....a L	80- 84
11-30-1962.....h10 W	81- 63
12-16-1963 (ot).....a L	79- 84
12-5-1964.....h10 W	71- 56
12-6-1965.....a W	96- 87
12-3-1966.....h10 W	87- 61
12-2-1967.....a W	84- 70
1-23-1969.....h10 W	75- 56
12-9-1969.....a W	87- 57
1-2-1971.....h10 W	82- 72
1-12-1972.....a L	74- 87
1-8-1973.....h10 W	69- 65
11-2-2012.....n2 W	54- 36

n1-All-College Tournament (Oklahoma City, Okla.); n2-DirectTV Classic (Anaheim, Calif.)

**Richmond (6-4)**

**Home: 3-1, Away: 2-2, Neutral: 1-1**

12-30-1985.....7/6.....h10 W	90- 64
11-29-1986 (ot).....a1 L	62- 67
12-22-1987.....nr/20.....h10 L	67- 73
3-20-1988.....n1 L	55- 59
12-20-1988.....16/16.....a W	62- 50
11-28-1989.....21/19.....h10 W	87- 74
12-1-1990.....14/14.....a L	71- 73
1-2-1992.....15/11.....h10 W	82- 75
2-17-1993.....a W	65- 60
12-18-2010.....n2 W	67- 54

a1-Central Fidelity Classic (Robins Center, Richmond, Va.); n1-NCAA East Regional second round (Hartford [Conn.] Civic Center); n2-Battle at Atlantis (Imperial Arena, Atlantis Resort, Paradise Island, Bahamas)

**Rider (1-2)**

**Home: 0-0, Away: 0-2, Neutral: 1-0**

1-2-1931.....a L	33- 38
12-29-1933.....a L	32- 40
11-28-2014.....n1 W	61- 54

n1-Orlando Classic (Lake Buena Vista, Fla.)

**Rome YMCA (1-1)**

**Home: 0-0, Away: 1-1, Neutral: 0-0**

1-31-1920.....a L	33- 41
1-1-1929.....a W	37- 33

# SERIES HISTORY VS. ALL OPPONENTS

## Rutgers (2-2)

**Home: 0-0, Away: 0-0, Neutral: 2-2**

12-30-1971.....n1 L 64- 91
12-30-1975.....14/16...n2 L 87- 94
1-9-1986.....5/5.....n2 W 85- 46
12-27-1986.....18/nr.....n3 W 79- 61

*n1-Charlotte Invitational (Charlotte [N.C.] Coliseum); n2-Poinsettia Tournament (Greenville, S.C.); n3-Madison Square Garden, New York, N.Y.; n4-ECAC Holiday Festival (Madison Square Garden, New York, N.Y.)*

## St. Bernard (1-0)

**Home: 1-0, Away: 0-0, Neutral: 0-0**

1-10-1974.....h10 W 70- 62
----------------------------

## St. Bonaventure (3-1)

**Home: 1-0, Away: 0-0, Neutral: 2-1**

12-29-1970.....n1 L 68- 70
3-25-1971 (2ot).....n2 W 76- 71
12-28-1974 (ot).....n3 W 70- 61
12-30-1991.....15/11.....h10 W 98- 60

*n1-Gator Bowl Tournament (Jacksonville, Fla.); n2-NIT Semifinals (Madison Square Garden, New York, N.Y.); n3-Maryland Invitational (Cole Field House, College Park, Md.)*

## St. Francis, N.Y. (1-0)

**Home: 1-0, Away: 0-0, Neutral: 0-0**

12-2-1982.....h10 W 76- 54
----------------------------

## St. Francis, Pa. (2-0)

**Home: 2-0, Away: 0-0, Neutral: 0-0**

12-13-1976.....h10 W 74- 72
12-30-2006.....h10 W 87- 43

## St. John's (4-6)

**Home: 1-0, Away: 0-0, Neutral: 3-6**

3-16-1970.....n1 L 55- 56
12-28-1977.....n2 W 73- 67
12-29-1986.....18/nr.....15/16...n3 L 53- 62
12-5-1990 (ot) ..20/20...17/18...n4 L 72- 73
12-29-1993.....15/15.....n3 W 71- 69
12-28-1996.....n3 L 55- 67
11-28-1997.....n5 W 77- 65
12-21-2003.....5/6.....h10 W 79- 66
11-30-2013.....n6 L 58- 69
12-1-2018.....n7 L 73- 76

*n1-NIT quarterfinals (Madison Square Garden, New York, N.Y.); n2-Maryland Invitational (Cole Field House, College Park, Md.); n3-ECAC Holiday Festival (Madison Square Garden, New York, N.Y.); n4-ACC-Big East Challenge (Capital Centre, Landover, Md.); n5-Puerto Rico Shootout (Eugenio Guerra Sports Complex, Bayamon, P.R.); n6-Barclays Center Classic (Barclays Center, Brooklyn, N.Y.); n7-Miami Hoopball Invitational (American Airlines Arena, Miami, Fla.)*

## Saint Joseph's (0-2)

**Home: 0-0, Away: 0-0, Neutral: 0-2**

3-15-2001.....23/23...n1 L 62- 66
11-17-2011.....n2 L 53- 66

*n1-NCAA West Regional first round (Cox Arena, San Diego, Calif.); n2-Charleston Classic (TD Arena, Charleston, S.C.)*

## Saint Louis (7-3)

**Home: 4-0, Away: 3-2, Neutral: 0-1**

12-20-1949.....a L 45- 59
12-27-1958.....a L 79- 90
1-14-1977.....h10 W 71- 59
1-21-1978.....a W 92- 79
1-28-1978.....h10 W 57- 49
3-2-1985.....10/13.....h10 W 64- 54
12-2-1985.....2/na.....a W 62- 55
11-24-2001.....n1 L 54- 67
2-16-2002.....a W 60- 40
12-13-2003.....10/11.....h13 W 75- 62

*n1-Las Vegas Invitational (Valley High School, Las Vegas, Nev.); \*h12-Chick-fil-A Peach Bowl Classic (Phillips Arena, Atlanta, Ga.)*

## Saint Mary's (1-0)

**Home: 0-0, Away: 0-0, Neutral: 1-0**

11-25-2012.....n1 W 65- 56
----------------------------

*n1-DirectV Classic (Anaheim, Calif.)*

## St. Thomas, Pa. (0-2)

**Home: 0-0, Away: 0-2, Neutral: 0-0**

1-3-1930.....a L 37- 39
12-30-1933.....a L 31- 45

## Samford (4-0)

**Home: 3-0, Away: 1-0, Neutral: 0-0**

12-4-1948.....a W 62- 42
1-3-1957.....h10 W 95- 54
12-22-1969.....h10 W 97- 76
2-3-1975 (ot).....h10 W 78- 75

*Known as Howard College until 1965*

## Sam Houston State (0-0)

**Home: 0-0, Away: 0-0, Neutral: 0-0**

11-22-2016.....h15 ! 81- 73
-----------------------------

## San Diego State (0-1)

**Home: 0-0, Away: 0-1, Neutral: 0-0**

3-23-2016.....a L 56- 72
--------------------------

*\*Post-season NIT*

## San Francisco (0-1)

**Home: 0-0, Away: 0-1, Neutral: 0-0**

12-28-1950.....a L 47- 61
---------------------------

## Santa Clara (0-1)

**Home: 0-0, Away: 0-0, Neutral: 0-1**

12-30-1995.....n1 L 66- 71
----------------------------

*n1-Cable Car Classic (San Jose [Calif.] Arena)*

## Savannah Athletic Club (1-0)

**Home: 0-0, Away: 1-0, Neutral: 0-0**

12-30-1923.....a W 39- 9
--------------------------

## Savannah JEA (2-0)

**Home: 1-0, Away: 1-0, Neutral: 0-0**

12-27-1928.....a W 34- 26
1-14-1930.....h7 W 36- 22

## Savannah State (2-0)

**Home: 1-0, Away: 1-0, Neutral: 0-0**

12-11-2010.....h10 W 69- 59
12-10-2011.....a W 65- 45

## Seton Hall (2-1)

**Home: 2-0, Away: 0-1, Neutral: 0-0**

11-24-1978.....a L 73- 78
2-2-1980.....h10 W 70- 69
3-11-1998.....h10 W 88- 78

*\*Post-season NIT first round*

## Shorter (1-0)

**Home: 1-0, Away: 0-0, Neutral: 0-0**

11-5-2016 (exh/ot).....h14 W 95- 87
-------------------------------------

## Siena (2-2)

**Home: 1-0, Away: 0-2, Neutral: 0-0**

3-16-1994.....a L 68- 76
12-2-2009.....h10 W 74- 61
12-22-2010.....a L 57- 62
11-23-2011.....h14 W 72- 44

*\*Post-season NIT first round (Knickerbocker Arena, Albany, N.Y.)*

## University of the South (17-1)

**Home: 12-0, Away: 4-1, Neutral: 1-0**

2-27-1925.....n1 W 31- 14
1-17-1933.....a W 38- 32
2-6-1933.....h4 W 38- 26
1-20-1934.....a W 40- 39
2-21-1934.....h10 W 43- 27
3-2-1935.....h4 W 42- 31
2-12-1936.....h8 W 34- 16
2-15-1936.....a W 58- 35
1-23-1937.....a W 54- 32
2-10-1937.....h8 W 36- 18
2-10-1938.....h8 W 41- 31
2-8-1939.....h9 W 37- 32
12-18-1954.....h9 W 74- 57
1-6-1955.....a L 66- 67
1-6-1965.....h10 W 84- 71
12-2-1980.....h10 W 45- 42
12-2-1981.....h10 W 92- 56
12-13-1982.....h10 W 85- 41

*Formerly Sewanee  
n1-SIC Tournament (City Auditorium, Atlanta, Ga.)*

## South Carolina (25-18)

**Home: 12-8, Away: 11-8, Neutral: 2-2**

2-25-1922.....n1 W 34- 23
1-23-1926.....h7 L 20- 26
2-13-1926.....a L 19- 36
2-26-1927.....n1 L 18- 32
1-10-1930.....h7 W 31- 16
1-7-1931.....h7 L 25- 30
2-21-1931.....a W 41- 17
2-9-1938.....h8 W 57- 35
2-26-1938.....a W 51- 30
2-1-1939.....a W 29- 25
2-21-1939.....h9 W 38- 28
1-6-1940.....a L 30- 34
12-29-1940 (ot).....n2 W 39- 34
12-31-1940.....a W 44- 35
1-7-1941.....h9 W 41- 34
1-10-1942.....a W 35- 32
1-9-1943.....h9 W 33- 23
2-2-1946.....h9 W 55- 45
2-16-1946.....a L 47- 63
12-14-1946.....h9 W 51- 34
12-15-1951.....a W 66- 64
12-28-1951.....n3 L 63- 78
1-28-1952.....h9 L 58- 67
12-12-1952.....h9 L 61- 66
1-24-1953 (ot).....a L 66- 70
12-5-1953.....a L 45- 50
2-18-1954.....h9 W 58- 53
12-20-1954.....h9 L 67- 69
2-19-1954 (ot).....a W 87- 84
2-18-1956.....a W 79- 74
12-20-1956.....h10 L 83- 90
12-7-1957.....a L 64- 70
12-20-1958.....h10 W 92- 62
12-10-1959.....na/15.....a W 70- 64
1-3-1961.....h10 W 85- 65
1-8-1964.....h10 W 87- 73
2-13-1974.....14/14.....h L 73- 82
3-1-1975.....a L 47- 58
2-23-1976.....h10 L 55- 63
2-19-1977.....a W 47- 45
2-16-1983.....a L 53- 61
2-16-1984.....h10 W 68- 50
3-21-2016.....a W 83- 66

*n1-SIC Tournament (City Auditorium, Atlanta, Ga.); n2-Augusta, S.C.; n3-Carolina Invitational (Charlotte, N.C., Coliseum); \*Post-season NIT second round*

## USC Aiken (1-0)

**Home: 1-0, Away: 0-0, Neutral: 0-0**

11-25-1985.....2/na.....h10 W 119- 60
---------------------------------------

## USC Upstate (1-1)

**Home: 1-1, Away: 0-0, Neutral: 0-0**

12-6-2014.....h15 L 54- 59
1-2-2019.....h15 W 79- 63

## South Carolina State (2-0)

**Home: 2-0, Away: 0-0, Neutral: 0-0**

1-13-1983.....h10 W 106- 78
1-9-1984.....h10 W 90- 65

## Southeast Atlanta All-Stars (2-0)

**Home: 2-0, Away: 0-0, Neutral: 0-0**

11-10-2002 (exh).....h10 W 110- 73
11-10-2003 (exh).....h10 W 112- 75

## Southeastern Louisiana (1-0)

**Home: 1-0, Away: 0-0, Neutral: 0-0**

12-21-2015.....h15 W 75- 62
-----------------------------

## Southern University (0-1)

**Home: 0-0, Away: 0-0, Neutral: 0-1**

3-19-1993.....18/20.....n1 L 78- 93
11-14-2016.....h15 ! 77- 62

*n1-NCAA West Regional first round (McKale Center, Tucson, Ariz.)*

## Southern Bell (1-0)

**Home: 1-0, Away: 0-0, Neutral: 0-0**

1-28-1927.....h10 W 75- 14
----------------------------

## Southern California (2-2)

**Home: 1-0, Away: 0-1, Neutral: 1-1**

3-21-1992.....6/6.....n1 W 79- 78
12-22-2008.....a L 57- 76
12-5-2009.....w/23.....h10 W 79- 53
12-18-2021.....10/9.....n2 L 53- 67

*n1-NCAA Midwest Regional second round (Bradley Center, Milwaukee, Wis.); n2-Jerry Colangelo Classic (Footprint Center, Phoenix Ariz.)*

## Southern Illinois (1-1)

**Home: 1-0, Away: 0-1, Neutral: 0-0**

1-5-1970.....h10 W 100- 71
1-30-1971.....a L 69- 89

## Southern Methodist (8-6)

**Home: 6-0, Away: 1-6, Neutral: 1-0**

12-21-1959.....na/12.....a L 71- 80
12-9-1960.....na/12.....h10 W 67- 64
12-1-1961.....a L 55- 67
12-6-1962.....h10 W 73- 65
12-17-1963.....a L 75- 97
12-3-1964.....h10 W 83- 75
12-4-1965.....a L 73- 83
12-1-1966.....h10 W 87- 70
12-4-1967.....a W 77- 74
12-3-1968.....h10 W 87- 59
12-10-1969.....a L 66- 77
12-2-1970.....h10 W 91- 77
12-18-1971.....a L 70- 93
12-21-1986.....18/nr.....n1 W 63- 54

*n1-Suntory Ball (Aoyama College, Tokyo, Japan)*

## Southern Mississippi (2-2)

**Home: 2-1, Away: 0-1, Neutral: 0-0**

1-31-1974.....h10 L 86- 98
12-17-1974.....a L 86- 94
2-19-1976.....h10 W 65- 60
1-9-1978.....h10 W 94- 65

## Soviet National Team (2-2)

**Home: 2-2, Away: 0-0, Neutral: 0-0**

11-12-1986 (exh).....h10 L 78- 96
11-5-1987 (exh).....h10 L 78- 87
11-15-1989 (exh).....h10 W 103- 88
11-15-1990 (exh/ot).....h10 W 99- 92

## Standard Oil (1-0)

**Home: 0-0, Away: 0-0, Neutral: 1-0**

12-28-1927.....n1 W 47- 20
----------------------------

*n1-Savannah, Ga.*

## Stanford (1-2)

**Home: 0-1, Away: 0-1, Neutral: 1-0**

11-28-1986.....n1 W 67- 65
12-11-1999 (ot).....3/3.....h12 L 61- 64
12-19-2000.....3/3.....a1 L 66- 80

*n1-Central Fidelity Classic (Robins Center, Richmond, Va.); \*h12-Delta Air Lines Classic for Kids (Phillips Arena, Atlanta, Ga.); a1-Stanford Invitational (Maples Pavilion, Stanford, Calif.)*

# SERIES HISTORY VS. ALL OPPONENTS

## Stetson (2-1)

**Home: 2-1, Away: 0-0, Neutral: 0-0**

2-6-1920.....h6 W	44- 33
2-17-1973.....h10 L	70- 81
11-12-2021.....h15 W	77- 52

## Stevens Tech (1-0)

**Home: 0-0, Away: 1-0, Neutral: 0-0**

12-30-1929.....a W	37- 25
--------------------	--------

## Syracuse (9-91)

**Home: 5-31, Away: 3-5, Neutral: 1-1**

All Home Games: 5-31  
At McCamish Pavilion: 4-31  
At Phillips Arena: 1-0  
At The Omni: 1-0  
In Atlanta: 6-31  
All Road Games: 3-5  
At The JMA Wireless Dome: 3-5  
As ACC members: 7-81  
In the ACC Tournament: 0-0  
All Neutral Games: 1-1  
Under Bobby Cremins: 1-0  
Under Paul Hewitt: 1-2  
Under Brian Gregory: 1-2  
Under Josh Pastner: 5-51  
Under Damon Stoudamir: 1-0  
Vs. Jim Boheim: 7-91  
Vs. Adrian Autry: 1-0  
Longest Winning Streak: 2 games (1985-2001, 2018-19, 2023-24)  
Longest Losing Streak: 2 games (2002-10, 2015-16, 2019-20)  
Most Points Scored: 96 on 12-16-2001, 2-28-2023  
Fewest Points Scored: 45 on 1-7-2015  
Most Points Allowed: 97 on 12-7-2019  
Fewest Points Allowed: 46 on 1-7-2015  
Largest Margin of Victory: 20 on 2-28-2023  
Largest Margin of Defeat: 34 on 12-7-2019  
*! Tech victory on 2/19/2017 vacated by NCAA Committee on Infractions*

- Tech has won seven of the 15 meetings between the two teams since Syracuse joined the ACC and nine of 18 meetings in the history of the series, which dates back to the 1986 NCAA Tournament. (2017 victory was vacated by the NCAA Committee on Infractions)
- Tech has won the last two meetings, including the only regular-season game in 2023-24, a 65-60 decision in Atlanta.
- The Yellow Jackets have won three times in eight visits to the JMA Wireless Dome, including a 67-62 decision on March 4, 2014, with the Orange ranked No. 7 in the nation. They are 3-3 against the Orange at McCamish Pavilion.
- Ten of the 15 meetings as ACC brethren have been decided by seven points or fewer, with one decided in overtime.
- Three of the first four games in the series were played on neutral courts, the first of which had the highest stakes, a second-round NCAA Tournament game at the Omni in Atlanta in 1985.
- The last meeting between the two teams before Syracuse joined the ACC occurred in the championship game of the Legends Classic in Atlantic City in 2010, and ninth-ranked Syracuse survived a 32-point effort by Brian Oliver (who later transferred to Seton Hall) to win, 80-76.
- Tech's first trip to the JMA Wireless Dome came in December of 2003, when the Orange, led by freshmen Carmelo Anthony and Gerry McNamara, routed the Jackets with its freshman duo of Chris Bosh and Jarrett Jack, 92-65, and eventually won the national championship.
- Syracuse had never played on Tech's campus until the 2014-15 season, but the Yellow Jackets did host the 13th-ranked Orange in a Delta Air Lines Classic for Kids game at Phillips Arena in 2001. Jim Boheim missed the game due to prostate surgery and the Yellow Jackets won by 16.

**All-Time Series Results**

3-17-1985.....6/6...15/15...n1 W	70- 53
12-16-2001.....13/12...h12 W	96- 80
12-21-2002.....a L	65- 92
11-27-2010.....9/9...n2 L	76- 80
3-4-2014.....7/7...a W	67- 62
1-7-2015.....h15 L	45- 46
1-30-2016.....a L	57- 60
2-19-2017.....h15 W!	71- 65
3-4-2017.....a L	61- 90
1-31-2018.....h15 W	55- 51
1-12-2019.....a W	73- 59
12-7-2019.....h15 L	63- 97
2-22-2020.....a L	72- 79
2-27-2021.....h15 W	84- 77

2-21-2022 (ot).....a L	73- 74
1-21-2023.....h15 L	63- 80
2-28-2023.....a W	96- 76
2-17-2024.....h15 W	65- 60

*n1-NCAA East Regional second round (The Omni, Atlanta, Ga.); \*12-Delta Air Lines Classic (Phillips Arena, Atlanta, Ga.); n2-Legends Classic (Boardwalk Hall, Atlantic City, N.J.)*

## Tampa (2-1)

**Home: 2-0, Away: 0-1, Neutral: 0-0**

1-2-1953.....a L	58- 64
1-2-1969.....h10 W	98- 77
2-26-71.....h10 W	99- 72

## Team Fokus (1-0)

**Home: 1-0, Away: 0-0, Neutral: 0-0**

11-11-2000 (exh).....h10 W	96- 85
----------------------------	--------

## Team Nike (2-0)

**Home: 2-0, Away: 0-0, Neutral: 0-0**

1-19-2002 (exh).....h10 W	81- 48
11-6-2003 (exh).....h10 W	100- 89

## Temple (2-3)

**Home: 1-0, Away: 0-2, Neutral: 1-1**

1-3-1931.....a L	30- 34
1-16-1990.....11/11.....h10 W	59- 57
12-15-1990.....23/21.....a L	67- 69
12-27-1993.....15/15...4/4.....n1 W	57- 51
12-7-1996.....n2 L	58- 76

*n1-ECAC Holiday Festival (Madison Square Garden, New York, N.Y.); n2-Coaches vs. Cancer Classic (Atlantic City [N.J.] Convention Center)*

## Tennessee (28-45)

**Home: 19-15, Away: 9-26, Neutral: 0-4**

2-19-1921.....h4 L	28- 29
2-17-1922.....a L	14- 26
1-20-1928.....h7 W	31- 26
2-13-1928.....a W	42- 25
2-13-1929.....h7 L	25- 30
1-22-1930.....a L	28- 33
1-24-1931.....h7 W	49- 29
2-9-1931.....a W	32- 25
2-4-1933.....h4 W	37- 23
2-13-1933.....a L	26- 33
2-24-1933.....n1 L	24- 30
1-31-1934.....h4 L	35- 45
2-12-1934.....a L	21- 23
1-16-1935.....h4 L	26- 36
2-18-1935.....a L	30- 34
1-17-1936.....h8 W	33- 30
2-24-1936.....a L	21- 33
2-29-1940.....n2 L	43- 55
1-27-1945.....a L	26- 44
2-10-1945.....h W	53- 49
3-3-1945.....n3 L	37- 41
1-26-1946.....h L	27- 49
2-9-1946.....a W	38- 34
1-25-1947.....h W	48- 43
2-7-1947.....a L	28- 40
1-24-1948.....h L	57- 59
2-6-1948.....a L	46- 49
1-22-1949.....h L	56- 63
2-5-1949.....a W	72- 71
1-21-1950.....h W	68- 57
2-4-1950.....a L	56- 69
3-2-1950.....n3 L	56- 63
2-3-1951.....a W	71- 57
2-21-1951.....h W	74- 64
1-26-1952.....a L	56- 69
2-20-1952.....h L	81- 83
1-17-1953.....a L	67- 89
2-16-1953.....h L	79- 81
1-30-1954.....h L	61- 68
2-22-1954.....a L	57- 69
1-29-1955.....a L	58- 79
2-21-1955.....h W	83- 77
1-28-1956.....h W	73- 72
2-20-1956.....a L	74- 76
1-26-1957.....a W	84- 77
2-19-1957.....h W	87- 85
1-25-1958.....h W	82- 79
2-18-1958.....a L	65- 84
1-24-1959.....a L	71- 84
2-17-1959.....h10 W	59- 49
1-23-1960.....6/6.....h10 W	74- 69
2-16-1960.....6/8.....a L	56- 57
1-28-1961.....a L	60- 65

2-21-1961.....h10 W	60- 59
1-27-1962 (ot).....a W	66- 65
2-20-1962.....h10 W	67- 50
1-26-1963.....7/6.....h10 W	73- 69
2-19-1963.....nr/10.....a W	72- 60
1-27-1964.....a L	63- 83
2-18-1964.....nr/17.....h10 W	47- 45
12-7-1964.....h10 L	52- 66
1-23-1965.....nr/13.....a L	48- 55
1-22-1966.....nr/20.....a L	48- 83
2-28-1966.....h10 L	47- 58
2-1-1967.....nr/13.....a L	48- 59
2-20-1968 (2ot).....nr/11.....h10 L	69- 71
12-17-1968.....a L	59- 72
12-15-2002.....h13 L	69- 70
2-7-2004.....15/16.....a W	77- 62
11-16-2015.....h15 W	69- 67
12-3-2016.....a L	58- 81
12-3-2017.....h15 L	70- 77
11-13-2018.....5/6.....a L	53- 66

*n1-SEC Tournament (City Auditorium, Atlanta, Ga.); n1-SEC Tournament (Knoxville, Tenn.); n3-SEC Tournament (Louisville, Ky.); \*12-Chick-fil-A Peach Bowl Classic for Kids (Phillips Arena, Atlanta, Ga.)*

## Tennessee State (4-0)

**Home: 3-0, Away: 1-0, Neutral: 0-0**

12-6-2003.....13/15.....h10 W	94- 43
12-10-2005.....h10 W	82- 72
11-11-2007.....a W	99- 85
12-30-2008.....h10 W	63- 58

## Tennessee Tech (3-0)

**Home: 3-0, Away: 0-0, Neutral: 0-0**

12-14-1978.....h10 W	108- 63
11-30-1984.....18/nr.....h10 W	96- 78
12-27-2007.....h10 W	83- 63
11-11-2016.....h15 !	70- 55

## Texas (2-2)

**Home: 0-0, Away: 0-0, Neutral: 2-2**

12-29-1947.....n1 L	45- 54
12-26-1985.....7/6.....n2 W	90- 55
3-17-1989.....n3 L	70- 76
11-27-1991.....18/18...24/nr.....n4 W	120- 07

*n1-All-College Tournament (Oklahoma City, Okla.); n2-Cotton States Classic (The Omni, Atlanta, Ga.); n3-NCAA Midwest Regional first round (Reunion Arena, Dallas, Texas); n4-Pre-season NIT semifinals (Madison Square Garden, New York, N.Y.)*

## Texas A&M (2-0)

**Home: 1-0, Away: 0-0, Neutral: 1-0**

12-15-1956.....h10 W	76- 69
12-27-1985.....7/7.....n1 W	83- 58

*n1-Gator Bowl Tournament (Jacksonville, Fla.)*

## TCU (2-1)

**Home: 2-0, Away: 0-0, Neutral: 0-1**

12-1-1965.....h10 W	112- 87
12-21-1967.....h10 W	70- 67
3-30-2017.....n1 !L	56- 88

*n1-Post-season NIT championship game (Madison Square Garden, New York, N.Y.), later vacated by the NCAA Committee on Infractions*

## Texas-El Paso (1-2)

**Home: 0-0, Away: 0-2, Neutral: 1-0**

12-20-1968.....a1 L	71- 75
12-18-1981.....a1 L	44- 73
11-26-2010.....n1 W	71- 61

*Formerly Texas Western. a1-Sun Bowl Tournament (Special Events Center, El Paso, Texas); n1-Legends Classic (Boardwalk Hall, Atlantic City, N.J.)*

## Texas-Rio Grande Valley (2-1)

**Home: 2-1, Away: 0-0, Neutral: 0-0**

1-28-1975.....h10 L	73- 80
11-22-2017.....h15 W	78- 68
11-21-2018.....h15 W	72- 44

*\*known as Texas-Pan American*

## Texas Tech (3-3)

**Home: 0-1, Away: 1-1, Neutral: 2-1**

12-29-1956.....n1 W	79- 66
12-14-1957 (ot).....h10 L	64- 67
12-22-1959.....8/8.....a W	63- 60
12-30-1964.....n2 L	90- 95
3-26-2003.....a1 L	72- 80
11-28-2003.....25/v.....n3 W	85- 65

*n1-All-College Tournament (Oklahoma City, Okla.); n2-Sugar Bowl Tournament (New Orleans, La.); a1-NIT quarterfinals (Lubbock, Texas); n3-Pre-season NIT championship game (Madison Square Garden, New York, N.Y.)*

## The Citadel (6-0)

**Home: 4-0, Away: 2-0, Neutral: 0-0**

12-26-1928.....a W	41- 35
2-21-1976.....h10 W	58- 56
1-22-1977.....a W	63- 59
2-15-1977.....h10 W	90- 64
11-20-1998.....h10 W	73- 50
12-22-2012.....h15 W	73- 41

## Troy (4-2)

**Home: 4-2, Away: 0-0, Neutral: 0-0**

11-30-1977.....h10 W	84- 69
1-13-1979.....h10 W	78- 54
1-12-1980.....h10 L	49- 64
2-11-1981.....h10 L	50- 54
12-17-2002.....h10 W	88- 66
12-28-2006.....h10 W	85- 55

*Formerly Troy State*

## Tulane (37-33)

**Home: 22-10, Away: 9-22, Neutral: 6-1**

1-16-1909.....h10 L	15- 29
1-4-1926.....a L	18- 33
1-11-1926.....h10 W	31- 18
2-11-1927.....a W	38- 37
2-28-1930.....n1 W	53- 31
2-5-1938.....a L	22- 37
3-4-1938.....n2 W	44- 29
1-21-1939 (ot).....h10 W	32- 31
2-3-1940.....h10 L	25- 37
1-25-1941.....h10 L	20- 37
2-7-1942.....a W	52- 43
2-6-1943.....h10 W	60- 36
3-3-1944.....n3 L	55- 66
1-29-1945.....a W	47- 38
1-12-1946.....a L	45- 58
2-4-1946.....h10 W	59- 52
1-11-1947.....h10 W	58- 51
1-31-1947.....a L	45- 47
1-9-1948.....a L	29- 54
2-9-1948.....h10 L	55- 59
3-6-1948.....n3 W	50- 40
1-7-1949.....a L	52- 73
1-29-1949.....h10 L	49- 56
1-7-1950.....a L	62- 64
1-28-1950.....h10 W	59- 55
1-6-1951.....a L	45- 49
3-2-1951 (ot).....n3 W	63- 61
1-5-1952.....h10 L	58- 73
2-23-1953.....a L	55- 70
2-15-1954.....h10 L	57- 59
2-14-1955.....a L	48- 64
2-11-1956.....h10 W	79- 77
2-9-1957.....a L	67- 73
2-8-1958.....19/nr.....h10 W	69- 53
2-7-1959.....a W	77- 67
2-6-1960.....6/6.....h10 W	74- 55
2-13-1961.....a W	81- 79
2-12-1962 (ot).....h10 W	77- 74
2-8-1963 (ot).....6/6.....a L	69- 77
2-8-1964.....h10 W	92- 68
2-17-1966.....h10 W	99- 85
1-7-1967.....h10 L	91- 99
2-18-1967.....a L	71- 74
1-6-1968.....h10 W	100- 81
3-2-1968.....a L	77- 88
2-15-1969.....h10 W	90- 79
3-1-1969.....a L	77- 80
1-10-1970.....h10 W	78- 72
2-23-1970.....a W	86- 76
1-9-1971.....a W	77- 67
3-1-1971.....h10 W	102- 74
1-20-1972.....h10 W	94- 78
2-28-1972.....a L	74- 78
12-22-1972.....h10 L	68- 69
3-2-1973.....a W	87- 83
1-19-1974.....a L	90- 96



# SERIES HISTORY VS. ALL OPPONENTS

2-20-1974.....h10	L	70- 71
2-24-1975.....h10	W	74- 69
1-17-1976.....a	L	58- 59
3-4-1976.....n4	W	74- 68
12-22-1976.....a	L	57- 64
1-29-1977.....h10	W	89- 62
1-16-1978.....a	W	75- 70
2-11-1978.....h10	W	63- 58
12-27-1990.....n5	W	95- 83
12-23-2001.....h10	L	69- 79
1-2-2003.....a	L	66- 80
12-3-2011.....a	L	52- 57
11-9-2012.....h15	W	79- 61
12-5-2015.....a	W	76- 68
11-26-2016.....h15	!	82- 68

n1-SIC Tournament (City Auditorium, Atlanta, Ga.); n2-SEC Tournament (Baton Rouge, La.); n3-SEC Tournament (Louisville, Ky.); n4-Metro Tournament (Freedom Hall, Louisville, Ky.); n5-Sugar Bowl Tournament (Louisiana Superdome, New Orleans, La.)

## Turner Field (1-0)

Home: 1-0, Away: 0-0, Neutral: 0-0

1-8-1942.....h9	W	49- 35
-----------------	---	--------

## Tusculum (0-0)

Home: 0-0, Away: 0-0, Neutral: 0-0

2-7-2017.....h15	!	96- 58
------------------	---	--------

## UCLA (1-4)

Home: 0-0, Away: 0-2, Neutral: 1-2

12-29-1966.....1/1	a1	L	72- 91	
12-27-1969.....2/2	a1	L	90-121	
12-2-2000.....n1	W	72- 67		
11-22-2006.....19/19	5/5	n2	L	73- 88
11-10-2017.....21/23	n3	L	60- 63	

a1-Bruin Classic (Pauley Pavilion, Los Angeles, Calif.); n1-Wooden Classic (Arrowhead Pond, Anaheim, Calif.); n2-EA Sports Maui Invitational (Lahaina Civic Center, Lahaina, Maui, Hawaii); n3-Pac-12 China Game (Baoshan Arena, Shanghai, China)

## U.S. Marines (0-1)

Home: 0-0, Away: 0-0, Neutral: 0-1

12-8-1951 (exh)	n1	L	58- 90
-----------------	----	---	--------

n1-Parris Island, S.C.

## USA Verich Reps (1-0)

Home: 1-0, Away: 0-0, Neutral: 0-0

11-16-1993 (exh)	h10	W	124-110
------------------	-----	---	---------

## Utah (0-1)

Home: 0-0, Away: 0-0, Neutral: 0-1

11-21-2022.....n1	L	64- 68
-------------------	---	--------

n1-Fort Myers Tip-Off (Suncoast Credit Union Arena, Fort Myers, Fla.)

## Utah State (0-1)

Home: 0-0, Away: 0-0, Neutral: 0-1

12-13-1960.....15/12	n1	L	62- 67
----------------------	----	---	--------

n1-Bluegrass Invitational (Freedom Hall, Louisville, Ky.)

## Vanderbilt (33-40)

Home: 22-14, Away: 8-26, Neutral: 3-0

2-6-1914.....h3	L	55- 41	
1-30-1920.....h4	L	21- 39	
2-27-1920.....a	L	3- 32	
1-24-1925.....h4	L	28- 37	
1-15-1926.....a	L	23- 27	
1-21-1927.....h4	W	36- 29	
2-10-1928.....a	W	41- 31	
1-19-1929.....a	W	40- 28	
2-2-1929.....h4	W	38- 15	
2-1-1930.....h4	W	46- 25	
2-7-1930.....a	W	41- 37	
1-16-1931.....h4	W	44- 37	
2-5-1931.....a	L	32- 45	
1-16-1932.....h4	W	45- 27	
1-18-1933.....a	L	27- 38	
1-6-1934.....h4	L	22- 24	
2-9-1934.....a	L	30- 38	
1-25-1935 (ot)	h4	L	32- 33
2-8-1935.....a	L	24- 53	
1-18-1936.....a	L	23- 42	
2-8-1936.....h8	L	40- 42	
2-28-1936.....n1	W	42- 37	
1-16-1937.....h8	W	39- 27	

2-13-1937.....a	W	40- 30			
1-15-1938.....h8	W	59- 25			
2-12-1938.....a	W	40- 35			
3-5-1938.....n2	W	50- 18			
1-14-1939.....h9	W	30- 24			
2-11-1939.....a	L	42- 49			
1-13-1940.....h9	W	49- 43			
2-10-1940.....a	W	57- 39			
1-18-1941.....h9	W	55- 48			
2-15-1941.....a	L	41- 54			
1-17-1942.....h9	L	32- 39			
2-14-1942.....a	W	35- 27			
1-16-1943.....h9	W	43- 29			
2-13-1943.....a	L	28- 52			
3-2-1944.....n3	W	63- 51			
2-10-1951.....a	L	47- 65			
2-19-1951.....h9	L	67- 69			
2-2-1952.....a	L	67- 92			
2-18-1952.....h9	L	58- 83			
1-10-1953.....a	L	60- 72			
1-26-1953.....h9	W	85- 79			
1-11-1954.....h9	L	55- 63			
1-23-1954.....19/nr	a	L	65- 84		
1-10-1955.....h9	L	69- 71			
1-22-1955.....a	a	L	63- 83		
1-9-1956.....4/nr	h9	L	59- 72		
1-21-1956.....5/6	a	L	64- 67		
1-7-1957.....9/11	h10	L	73- 81		
1-19-1957.....10/10	a	L	74- 93		
1-18-1958.....h10	W	81- 60			
3-1-1958.....a	L	59- 60			
1-17-1959.....nr/19	h10	W	80- 61		
2-28-1959.....a	W	71- 67			
1-16-1960 (ot)	6/6	h10	W	74- 66	
2-27-1960.....6/8	a	L	57- 62		
1-21-1961.....h10	L	56- 69			
3-4-1961.....nr/18	a	L	59- 79		
1-20-1962.....a	h10	W	71- 66		
3-3-1962.....a	L	74- 88			
2-13-1963.....10/9	h10	W	69- 62		
3-2-1963.....10/12	a	L	74- 75		
2-12-1964 (ot)	7/7	h10	W	75- 71	
2-29-1964.....nr/13	a	L	89-103		
12-18-1993 (ot)	14/14	24/24	h11	W	86- 77
1-3-2006.....h10	W	76- 67			
12-9-2006.....25/nr	a	L	64- 73		
12-1-2007.....a	L	79- 92			
12-6-2008.....h10	W	63- 51			
12-21-2013.....a	L	63- 76			
12-20-2014.....h15	W	65- 60			

h11-Kuppenheimer Classic (Georgia Dome, Atlanta, Ga.); n1-SEC Tournament (Knoxville, Tenn.); n2-SEC Tournament (Baton Rouge, La.); n3-SEC Tournament (Louisville, Ky.)

## Villanova (3-1)

Home: 0-0, Away: 0-0, Neutral: 3-1

3-15-1986.....6/6	n1	W	66- 61
12-28-1990.....n2	W	99- 87	
12-3-1991.....17/6	n3	W	80- 59
11-27-2015.....8/9	n4	L	52- 69

n1-NCAA Southeast Second Round (Assembly Center, Baton Rouge, La.); n2-Sugar Bowl Tournament (Louisiana Superdome, New Orleans, La.); n3-ACC-Big East Challenge (The Omni, Atlanta, Ga.); n4-NIT Season Tip-Off (Barclays Center, Brooklyn, N.Y.)

## Virginia (40-49)

Home: 24-17, Away: 11-27, Neutral: 5-5

All Home Games:	24-17
At McCamish Pavilion:	2-6
At Alexander Memorial Coliseum:	21-8
At Georgia Dome:	1-0
At The Omni:	1-3
At Philips Arena:	0-1
In Atlanta:	26-18
All Road Games:	11-27
At John Paul Jones Arena:	1-11
At University Hall:	10-16
As ACC members:	38-48
In the ACC Tournament:	5-5
All Neutral Games:	5-5
Under Whack Hyder:	1-1
Under Dwane Morrison:	1-4
Under Bobby Cremins:	24-20
Under Paul Hewitt:	11-8
Under Brian Gregory:	2-5
Under Josh Pastner:	0-9
Under Damon Stoudamire:	0-2
Vs. Tony Bennett:	2-19
Longest Winning Streak:	9 games (1990-94)
Longest Losing Streak:	11 games (2016-present)
Most Points Scored:	105 on 2-14-1998

Fewest Points Scored:	28 on 1-22-2015
Most Points Allowed:	96 on 3-12-1983
Fewest Points Allowed:	46 on 1-21-1985
Largest Margin of Victory:	27 on 1-19-1991
Largest Margin of Defeat:	41 on 2-16-1981

- Virginia has won the last 12 games in the series, and 20 of the last 22 meetings to move ahead 49-40 in the all-time series, which dates back to 1947.
- The Cavaliers swept the 2023-24 regular-season series, winning 75-66 in Atlanta and 72-57 in Charlottesville.
- Tech is just 1-11 at John Paul Jones Arena and has lost on its last 10 trips to Charlottesville. The Jackets' last win on the Cavaliers' home court was Jan. 27, 2008, a 92-82 overtime decision.
- The Yellow Jackets were 10-16 against Virginia at University Hall, the Cavaliers' former homecourt, Tech's best winning percentage on any ACC foe's homecourt.
- Tech is 2-6 against Virginia in McCamish Pavilion after going 21-8 against the Cavaliers in Alexander Memorial Coliseum. Overall, the Yellow Jackets are 24-17 on all home courts and 26-18 in games played in the city of Atlanta.
- Since Tech joined the ACC, the Yellow Jackets are 38-48 against Virginia.
- Tech was 11-8 against Virginia under Paul Hewitt, including wins in all three meetings in Hewitt's first season of 2000-01. Tony Bennett is 19-2 vs. Tech.
- Tech has failed to score 50 points in six of the 21 meetings against Bennett's Virginia teams. Tech's high of 75 came in the very first meeting in 2010.
- Tech and Virginia have played to overtime seven times since the 1983-84 season, including a 72-71 triple-overtime win for Tech in Atlanta on Jan. 23, 1984, and an 88-85 double-overtime triumph for Virginia in Charlottesville on Jan. 22, 1995.
- In the ACC Tournament, Tech has won five of 10 meetings, including a 70-61 Jacket victory in the 1990 final in Charlotte.

## All-Time Series Results

12-20-1947.....h9	W	51- 48			
12-1-1969.....h10	W	72- 49			
1-16-1971.....a1	L	84- 89			
12-1-1979.....13/13	a1	L	37- 55		
2-9-1980.....18/nr	h10	W	62- 61		
1-17-1981.....2/2	a1	L	48- 85		
2-16-1981.....1/1	h10	L	42- 83		
3-5-1981.....4/4	n1	L	47- 76		
1-16-1982.....3/2	h10	L	60- 79		
2-15-1982.....1/1	a1	L	52- 56		
1-17-1983.....2/2	h11	L	52- 66		
2-14-1983.....3/2	a1	L	69- 92		
3-12-1983.....2/2	n2	L	67- 96		
1-23-1984 (ot)	h10	W	72- 71		
2-7-1984.....18/nr	a1	L	59- 91		
1-21-1985.....17/15	h10	W	49- 46		
2-16-1985.....6/5	a1	L	55- 62		
3-8-1985.....9/11	n2	W	55- 48		
1-4-1986.....6/6	a1	W	64- 61		
2-15-1986.....5/5	h10	W	62- 55		
1-22-1987.....h11	L	58- 61			
2-18-1987.....a1	L	58- 60			
3-6-1987.....n1	L	54- 55			
1-23-1988.....a1	L	55- 58			
2-25-1988.....20/16	h10	W	76- 71		
2-6-1989.....a1	L	71- 78			
2-22-1989.....h10	W	73- 65			
1-21-1990 (ot)	11/11	a1	L	79- 81	
2-22-1990.....8/6	h10	L	71- 73		
3-11-1990.....14/13	n3	W	70- 61		
1-19-1991.....14/15	h10	W	78- 51		
2-19-1991.....20/19	a1	W	73- 60		
1-14-1992.....16/14	h10	W	75- 71		
2-22-1992.....a1	W	52- 49			
3-13-1992.....n3	W	68- 56			
1-23-1993.....16/16	7/10	a1	W	75- 71	
2-23-1993.....22/22	h10	W	73- 61		
1-23-1994.....17/17	h10	W	74- 70		
2-22-1994 (ot)	23/nr	a1	L	72- 73	
1-22-1995 (ot)	22/18	18/19	a1	L	85- 88
2-22-1995.....24/22	14/14	h10	L	60- 83	
3-10-1995.....11/13	n4	L	67- 77		
1-20-1996.....h10	W	90- 70			
2-21-1996.....23/22	a1	W	84- 75		
1-22-1997.....a1	L	64- 68			
2-6-1997.....h10	W	66- 53			
1-15-1998.....a1	W	83- 65			
2-14-1998.....h10	W	105- 86			
1-23-1999.....a1	W	77- 65			
2-25-1999 (ot)	h10	W	74- 68		
1-8-2000.....a1	L	65- 83			
2-9-2000.....h10	W	68- 47			
1-9-2001.....10/11	a1	W	73- 68		
2-11-2001.....6/9	h10	W	62- 56		
3-9-2001.....12/12	n5	W	74- 69		

1-22-2002.....7/7	h10	L	65- 69
2-23-2002.....22/15	a1	W	82- 80
2-1-2003.....h10	W	80- 60	
3-5-2003.....a1	W	90- 73	
1-15-2004.....12/14	h10	W	75- 57
2-14-2004.....15/16	a1	L	80- 82
1-8-2005.....9/10	h10	L	92- 69
12-4-2005.....h10	W	63- 54	
2-24-2007.....24/nr	a2	L	69- 75
1-27-2008 (ot)	a2	W	92- 82
3-3-2008.....h10	L	74- 76	
3-13-2008.....n6	W	94- 76	
12-28-2008 (ot)	h10	L	84- 88
1-13-2010.....20/18	a2	L	75- 82
1-22-2011.....a2	L	64- 72	
2-23-2011.....h10	L	56- 62	
1-19-2012.....15/17	h13	L	38- 70
3-20-2013.....h15	W	66- 60	
2-24-2013.....a2	L	54- 82	
2-8-2014.....h15	L	45- 64	
1-22-2015.....a2	L	28- 57	
1-9-2016.....4/4	h15	W	68- 64
3-10-2016.....4/4	n7	L	52- 72
1-21-2017.....16/16	a2	L	49- 62
1-18-2018.....2/2	a2	L	48- 64
2-21-2018.....1/2	a2	L	54- 65
2-27-2019.....2/2	a2	L	51- 81
1-18-2020.....h15	L	58- 63	
1-23-2021.....13/12	a2	L	62- 64
2-10-2021.....9/9	h15	L	49- 57
12-12-2022.....a2	L	53- 63	
2-13-2022.....13/14	h15	L	56- 74
1-20-2024.....h15	L	66- 75	
3-9-2024.....a2	L	57- 72	

a1-University Hall; a2-John Paul Jones Arena; n1-ACC Tournament (Capital Centre, Landover, Md.); n2-ACC Tournament (The Omni, Atlanta, Ga.); n3-ACC Tournament (Charlotte [N.C.] Coliseum); n4-ACC Tournament (Greensboro [N.C.] Coliseum); n5-ACC Tournament (Georgia Dome, Atlanta, Ga.); n6-ACC Tournament (Bobscats Arena, Charlotte, N.C.); n7-ACC Tournament (Verizon Center, Washington, D.C.)

## Virginia Commonwealth (3-0)

Home: 2-0, Away: 0-0, Neutral: 1-0

12-29-2003.....3/3	h10	W	86- 65
11-18-2011.....h10	W	73- 60	
12-15-2015.....h15	W	77- 64	
12-7-2016 (ot)	a	!	76- 73

n1-Charleston Classic (TD Arena, Charleston, S.C.)

# SERIES HISTORY VS. ALL OPPONENTS

the Yellow Jackets received extraordinary performances by individuals to win two of those games. On Jan. 19, 2008, reserve guard Matt Causey came off the bench to hit seven threes and pour in 30 points in the Jackets' 81-70 victory. On Jan. 25, 2011, Iman Shumpert recorded the fourth triple-double in Tech history with 22 points, 12 rebounds and 11 assists in the Jackets' 72-57 win.

- The Hokies, led by future NBA star Dell Curry, held off the Jackets and their future All-Americans Mark Price and John Salley, 77-74, in the teams' first meeting, a first-round post-season NIT game, at Cassell Coliseum in 1984.

- The teams have split two ACC Tournament encounters, the Jackets capturing a 73-54 victory in the first round of the 2005 tournament in Washington, D.C., and the Hokies winning a 59-43 decision in the first round in 2011 in Greensboro.

- Georgia Tech's first victory over Virginia Tech occurred on Dec. 27, 1962, a 73-72 overtime triumph at the Gator Bowl Tournament that was part of an 11-0 start for the Yellow Jackets. Tech went on to finish the season 21-5. That remains the only meeting between the two teams when both were ranked in the nation's top 25.

- Both teams were members of the old Metro Conference, but not at the same time. Georgia Tech was a member for three seasons from 1975-76 through 1977-78 before leaving to join the ACC. Virginia Tech joined the league for the 1978-79 season.

## All-Time Series Results

2-14-1921	.....a	L	15- 31
12-20-1957	.....h10	L	59- 70
12-27-1962 (ot) nr/18	.....n1	W	73- 72
12-22-1979	.....n2	L	62- 67
3-10-1984	.....a1	L	74- 77
1-22-2005	.....12/15	h10	69- 70
3-11-2005	.....n3	W	73- 54
1-31-2006	.....a	L	62- 63
1-28-2007	.....h10	L	65- 73
1-19-2008	.....h10	W	81- 70
2-23-2008	.....a	L	84- 92
2-11-2009	.....a	L	71- 76
3-6-2010	.....h10	L	82- 88
1-25-2011	.....h10	W	72- 57
2-13-2011	.....a	L	77-102
3-10-2011	.....n4	L	43- 59
2-18-2012 (ot)	.....a	L	73- 74
1-12-2013 (ot)	.....h15	L	65- 70
2-9-2013	.....a	W	64- 54
3-8-2014	.....h15	W	62- 51
2-9-2015	.....a	L	63- 65
1-16-2016	.....h15	L	77- 78
1-18-2017	.....a	L	61- 62
2-17-2018	.....h15	L	56- 76
1-9-2019	.....9/7	h15	49- 52
2-13-2019	.....22/16	a	68- 76
2-4-2020	.....h15	W	76- 57
2-23-2021	.....16/15	a	W 69- 53
2-2-2022	.....a	L	66- 81
2-23-2022	.....h15	L	58- 62
2-15-2023	.....h15	W	77- 70
1-27-2024	.....a	L	67- 91

n1-Gator Bowl Tournament (Jacksonville, Fla.); n2-Roanoke Times & World News Holiday Classic (Roanoke Va.) Civic Center; n3-ACC Tournament (MCI Center, Washington, D.C.); n4-ACC Tournament (Greensboro Coliseum, Greensboro, N.C.); a1-NIT first round

## VMI (6-2)

**Home: 5-0, Away: 0-2, Neutral: 1-0**

2-12-1921	.....a	L	16- 53
1-18-1965	.....h10	W	82- 71
1-15-1966	.....h10	W	86- 73
1-30-1968	.....h10	W	90- 70
2-5-1969	.....n1	W	87- 74
12-8-1975	.....a	L	53- 68
2-2-1976	.....h10	W	66- 56
1-2-1993	.....14/13	h10	W 78- 52

n1 - Salem, Va.

## Wake Forest (47-43)

**Home: 31-11, Away: 15-28, Neutral: 1-4**

All Home Games: 31-11  
At McCamish Pavilion: 6-2  
At Alexander Memorial Coliseum: 24-9  
At Philips Arena: 1-0  
In Atlanta: 31-11  
All Road Games: 15-28  
At Joel Coliseum: 11-21  
At Winston-Salem: 12-24  
At Greensboro (regular season): 2-3  
At Greensboro (all games): 2-4  
As ACC members: 46-41  
In the ACC Tournament: 0-4  
All Neutral Games: 1-4  
Under Whack Hyder: 0-2  
Under Dwane Morrison: 0-4  
Under Bobby Cremins: 22-18  
Under Paul Hewitt: 12-12  
Under Brian Gregory: 6-2  
Under Josh Pastner: 5-4  
Under Damon Stoudamire: 1-1  
Vs. Danny Manning: 5-3  
Vs. Steve Forbes: 3-4 (3-3 while at Wake Forest)  
Longest Winning Streak: 12 games (1985-91)  
Longest Losing Streak: 9 games (1965-83)  
Most Points Scored: 112 on 3-8-2007  
Fewest Points Scored: 38 on 2-6-1982  
Most Points Allowed: 114 on 3-8-2007  
Fewest Points Allowed: 39 on 1-19-2011  
Largest Margin of Victory: 35 on 1-19-2011  
Largest Margin of Defeat: 30 on 2-7-1981

- Georgia Tech has a 47-43 lead in the all-time series and a 46-41 lead in games played since it became a member of the ACC. That is the best winning percentage that the Yellow Jackets have against any of the pre-2005 expansion members of the conference.

- Tech has won 12 of the last 18 meetings between the two teams, which split their regular season series in 2023-24, Wake winning 80-51 in Atlanta and Tech winning 70-69 in Winston-Salem.

- Tech had won its last 14 games against Wake Forest at home, dating back to an 80-76 Demon Deacon win on Feb. 22, 2004, before Wake won its last two games at McCamish Pavilion. The Jackets won the last seven meetings in Alexander Memorial Coliseum, a 69-62 decision at Philips Arena during the 2011-12 season, and the first six meetings at McCamish Pavilion.

- Tech was 24-9 against Wake Forest in games played at Alexander Memorial Coliseum, and is 31-11 against the Demon Deacons in Atlanta.

- Tech made a sweep of the season series in 2010-11, setting school records in each game for margin of victory in an ACC game (74-39 at home on Jan. 19) and for margin of victory in an ACC road game (80-54 on Mar. 3, broken in 2021). The Jackets also swept the Demon Deacons in 2012-13.

- Tech has one of its better records in an opponent's building, 11-21 in the Joel Coliseum. Tech is 15-28 against Wake Forest on the road, including a 2-3 mark in regular-season games played in Greensboro and a 2-4 mark in games played in Winston-Salem prior to the opening of Joel Coliseum.

- Tech is 44-32 against Wake Forest since 1985, including 12 straight victories from 1985-91.

- Demon Deacons' coach Steve Forbes is 4-3 against the Jackets, having led his East Tennessee State team to a 69-68 victory over the Jackets in Atlanta during his first season with the Buccaneers on Nov. 15, 2015.

- Wake Forest has won all four of its meetings with Georgia Tech in the ACC Tournament, including a 75-74 triumph in the 1996 championship game in Greensboro. Wake Forest took the 2007 first round meeting, winning 114-112 in double-overtime, the highest-scoring game in ACC Tournament history and the highest-scoring game for Tech involving an ACC opponent in its history.

## All-Time Series Results

12-29-1949	.....n1	W	64- 57
1-12-1965	.....h10	L	78- 97
1-8-1966	.....a1	L	80- 96
1-26-1980	.....h10	L	59- 67
2-16-1980	.....a1	L	48- 49
1-3-1981	.....8/8	a1	L 61- 87
2-7-1981	.....8/8	h10	L 56- 86
1-2-1982	.....nr/20	h10	L 56- 74
2-6-1982	.....13/16	a2	L 38- 53
1-8-1983	.....a2	L	53- 60
2-12-1983	.....h10	W	70- 69
1-7-1984	.....8/9	h10	W 68- 66
2-2-1984 (ot)	.....18/nr	15/15	a1 L 74- 78

1-5-1985	.....8/7	.....a2	L	54- 68
2-10-1985	.....10/7	.....h10	W	94- 75
1-8-1986	.....5/5	.....h10	W	72- 58
2-19-1986	.....5/5	.....a1	W	59- 49
1-3-1987 (ot)	.....18/nr	.....a1	W	65- 59
2-7-1987	.....	.....h10	W	83- 69
1-10-1988	.....	.....h10	W	78- 66
2-18-1988	.....	.....a2	W	78- 75
1-7-1989	.....	.....19/16	a2	W 84- 75
2-11-1989	.....	.....h10	W	75- 70
1-6-1990	.....12/12	.....a	W	91- 79
2-7-1990	.....16/15	.....h10	W	79- 70
1-6-1991	.....24/nr	.....h10	W	101- 91
2-9-1991	.....	.....a	L	74- 86
1-18-1992	.....16/14	.....nr/24	a	L 72- 86
2-27-1992	.....	.....h10	W	80- 61
1-21-1993	.....16/16	.....h10	L	58- 81
2-20-1993	.....10/11	.....a	W	69- 58
1-19-1994	.....17/17	.....a	L	63- 67
2-19-1994	.....25/nr	.....h10	W	71- 69
3-11-1994	.....	.....n2	L	49- 74
1-17-1995	.....22/18	.....15/16	h10	W 67- 65
2-18-1995	.....20/17	.....14/14	a	L 62- 73
1-17-1996	.....6/6	.....a	L	63- 66
2-17-1996	.....8/9	.....h10	W	64- 63
3-10-1996	.....18/18	.....12/10	n3	L 74- 75
1-8-1997	.....2/2	.....h10	L	63- 73
2-25-1997	.....5/5	.....a	L	55- 71
1-10-1998	.....	.....h10	W	70- 63
2-11-1998	.....	.....a	W	77- 76
1-16-1999	.....	.....h10	W	75- 61
2-16-1999	.....	.....a	L	58- 67
1-27-2000	.....	.....h10	L	46- 60
2-27-2000	.....	.....a	L	64- 76
1-13-2001 (ot)	.....6/6	.....h10	W	95- 89
2-14-2001	.....23/15	.....a	L	65- 81
1-26-2002	.....21/16	.....a	L	74- 87
2-27-2002	.....24/22	.....h10	W	90- 77
3-8-2002	.....	.....n2	L	83- 92
1-19-2003	.....	.....a	L	66- 73
2-20-2003	.....	.....h10	L	67- 75
1-20-2004	.....11/13	.....10/7	a	W 73- 66
2-22-2004	.....18/16	.....15/15	h10	L 76- 80
1-27-2005 (ot)	.....22/21	.....5/5	h10	W 102-101
3-2-2005	.....4/4	.....a	L	91- 98
1-18-2006	.....	.....a	L	71- 86
2-25-2006	.....	.....h10	W	76- 61
1-30-2007	.....	.....a	L	75- 85
2-21-2007	.....	.....h10	W	75- 61
3-8-2007 (2ot)	.....	.....n4	L	112-114
2-6-2008 (ot)	.....	.....a	W	89- 83
3-1-2008 (ot)	.....	.....h10	W	87- 79
1-31-2009	.....6/4	.....h10	W	76- 74
2-18-2009	.....8/8	.....a	L	69- 87
1-28-2010	.....22/22	.....h10	W	79- 58
2-13-2010	.....20/20	.....a	L	64- 75
1-19-2011	.....	.....h10	W	74- 39
3-3-2011	.....	.....a	W	80- 54
2-15-2012	.....	.....a	L	50- 59
3-3-2012	.....	.....h13	W	69- 62
1-26-2013	.....	.....h15	W	82- 62
2-16-2013	.....	.....a	W	57- 56
2-1-2014	.....	.....a	W	79- 70
1-10-2015	.....	.....a	L	69- 76
2-7-2015	.....	.....h15	W	73- 59
2-10-2016	.....	.....h15	W	71- 66
2-4-2017	.....	.....a	L	69- 81
2-14-2018	.....	.....a	L	62- 79
3-3-2018	.....	.....h15	W	64- 56
1-5-2019	.....	.....h15	W	92- 79
2-19-2020	.....	.....a	W	86- 79
1-3-2021	.....	.....h15	W	70- 54
3-5-2021	.....	.....a	W	75- 63
1-19-2022	.....	.....h15	L	64- 80
2-11-2023	.....	.....a	L	70- 71
2-6-2024	.....	.....h15	L	51- 80
3-5-2024	.....	.....a	W	70- 69

n1-Dixie Classic (Reynolds Coliseum, Raleigh, N.C.); n2-ACC Tournament (Charlotte [N.C.] Coliseum); n3-ACC Tournament (Greensboro [N.C.] Coliseum); a1-Winston-Salem, N.C., Coliseum; n4-ACC Tournament (St. Pete Times Forum, Tampa, Fla.); a2-Greensboro [N.C.] Coliseum

## Washington (2-1)

**Home: 0-0, Away: 0-0, Neutral: 2-1**

12-27-1984	.....10/13	.....11/12	n1	W	65- 58
11-29-1998	.....16/16	.....n2	L	60- 76	
11-26-1999	.....	.....n3	W	82- 65	

n1-Rainbow Classic (Special Events Center, Honolulu, Hawaii); n2-Big Island Invitational (Atok-Chinen Civic Auditorium, Hilo, Hawaii); n3-Great Alaska Shootout (Sullivan Arena, Anchorage, Alaska)

## West Chester State (1-0)

**Home: 1-0, Away: 0-0, Neutral: 0-0**

12-16-1981	.....	h10	W	89- 60
------------	-------	-----	---	--------

## West Virginia (2-1)

**Home: 0-0, Away: 0-1, Neutral: 2-0**

12-31-1949	.....n1	W	63- 48
2-7-1968	.....a	L	75- 79
11-28-1998	.....n2	W	58- 53

n1-Dixie Classic (Reynolds Coliseum, Raleigh, N.C.); n2-Big Island Invitational (Atok-Chinen Civic Auditorium, Hilo, Hawaii)

## West Virginia Tech (1-0)

**Home: 1-0, Away: 0-0, Neutral: 0-0**

2-21-1980	.....	h10	W	67- 52
-----------	-------	-----	---	--------

## Western Carolina (6-1)

**Home: 5-1, Away: 1-0, Neutral: 0-0**

1-11-1979	.....a	W	72- 50		
2-1-1979	.....	h10	W	100- 75	
1-9-1980	.....	h10	W	70- 60	
11-28-1980	.....	h10	L	77- 88	
12-2-1993	.....16/17	.....	h10	W	77- 55
12-1-1994	.....20/19	.....	h10	W	89- 63
1-13-1996	.....	.....h11	W	91- 78	

## Westminster (1-0)

**Home: 0-0, Away: 0-0, Neutral: 1-0**

12-29-1955	.....n1	W	65- 56
------------	---------	---	--------

n1-Queen City Tournament (Buffalo, N.Y.)

## William & Mary (6-1)

**Home: 5-0, Away: 0-1, Neutral: 1-0**

12-6-1961	.....	h10	W	72- 56	
2-4-1963	.....6/6	.....	h10	W	50- 49
12-21-1964	.....	.....	h10	W	91- 73
1-22-1965	.....	.....	h10	W	92- 73
12-20-1971	.....	.....	h10	W	83- 71
12-18-1972	.....	.....a	L	60- 63	
12-29-1987	.....	.....n1	W	90- 59	

n1-Cotton States Classic (The Omni, Atlanta, Ga.)

## Winthrop (1-1)

**Home: 1-0, Away: 0-0, Neutral: 0-1**

11-24-1997	.....	.....	h10	W	95- 65
11-18-2007	.....	.....n1	L	73- 79	

n1-Paradise Jam (St. Thomas, U.S. Virgin Islands)

## Winston-Salem State (3-0)

**Home: 3-0, Away: 0-0, Neutral: 0-0**

1-3-2007	.....	.....	h10	W	97- 46
11-14-2008	.....	.....	h10	W	92- 47
12-29-2009	.....w/20	.....	h10	W	78- 43

## Wisconsin (1-2)

**Home: 1-1, Away: 0-0, Neutral: 0-1**

12-28-1963	.....n1	L	84-104	
11-28-2001	.....	h10	W	62- 61
12-1-2021	.....	h15	L	66- 70

\*ACC-Big Ten Challenge; n1-Milwaukee Classic (Milwaukee, Wis.)

## Wisconsin-LaCrosse (1-0)

**Home: 1-0, Away: 0-0, Neutral: 0-0**

1-4-1974	.....	.....	h10	W	73- 69
----------	-------	-------	-----	---	--------

</

# SERIES HISTORY VS. ALL OPPONENTS

## Wofford (13-3)

**Home: 13-2, Away: 0-1, Neutral: 0-0**

1-14-1921	.....h10	L	18- 20
2-10-1968	.....h10	W	97- 67
1-17-1975	.....h10	W	75- 74
1-31-1977	.....h10	W	81- 37
12-17-1979	.....h10	W	84- 64
12-20-1980	.....h10	L	44- 49
11-29-1982	.....h10	W	116- 72
1-19-1984	.....h10	W	78- 44
11-22-1996	.....h10	W	74- 49
1-3-1998	.....h10	W	90- 58
12-16-1998	.....h10	W	76- 63
12-22-1999	.....h10	W	80- 70
11-17-2000	.....h10	W	92- 49
12-21-2001	.....h10	W	79- 70
12-1-2015	.....h15	W	77- 61
12-22-2016	.....h15	!	76- 72
12-6-2017	.....a	L	60- 63

## Wright State (0-1)

**Home: 0-1, Away: 0-0, Neutral: 0-0**

12-22-2017	.....h10	L	81- 85
------------	----------	---	--------

## Wyoming (1-0)

**Home: 1-0, Away: 0-0, Neutral: 0-0**

12-22-1958	.....h10	W	110- 78
------------	----------	---	---------

## Xavier (0-2)

**Home: 0-0, Away: 0-1, Neutral: 0-1**

2-16-1935	.....a	L	19- 38
1-2-1956	.....n1	L	67- 92

*n1-Queen City Tournament (Buffalo, NY)*

## Yale (1-2)

**Home: 0-1, Away: 0-0, Neutral: 0-1**

1-2-1968	.....h10	L	78- 79
12-28-1973	.....n1	L	95-101
1-6-2018	.....h15	W	76- 60

*n1-Old Dominion Invitational (The Scope, Norfolk, Va.)*

## Young Harris (1-0)

**Home: 1-0, Away: 0-0, Neutral: 0-0**

11-1-2013 (exh)	.....h10	W	90- 53
-----------------	----------	---	--------

## Youngstown State (1-0)

**Home: 1-0, Away: 0-0, Neutral: 0-0**

12-29-1992	.....14/13	W	105- 85
------------	------------	---	---------

## Yugoslavian National Team (1-0)

**Home: 1-0, Away: 0-0, Neutral: 0-0**

11-13-1988 (exh)	.....h10	W	77- 74
------------------	----------	---	--------

## Biggest Point Differential Swings

Denotes biggest point swings in back-to-back meetings within the same season

Margin	Opponent	First Game	Second Game
39	Virginia	1/8/2000 (L 65-83)	2/9/2000 (W 68-47)
37	Syracuse	1/21/2023 (L 63-80)	2/28/2023 (W 96-76)
36	Clemson	2/5/1992 (L 78-95)	3/8/1992 (W 101-82)
34	Wake Forest	1/21/1993 (L 58-81)	2/20/1993 (W 69-58)
33	Wake Forest	1/5/1985 (L 54-68)	2/10/1985 (W 94-75)
33	Wake Forest	1/18/1992 (L 72-86)	2/27/1992 (W 80-61)
32	Clemson	1/5/1967 (L 55-76)	1/24/1967 (W 88-77)
31	Clemson	1/5/2002 (L 76-83)	2/6/2002 (W 74-50)
30	Clemson	2/2/1994 (L 69-88)	3/5/1994 (W 90-79)
30	Wake Forest	1/18/2006 (L 71-86)	2/25/2006 (W 76-61)
30	Notre Dame	1/8/2022 (L 68-72)	2/26/2022 (L 56-90)
30	Wake Forest	2/6/2024 (L 51-80)	3/5/2023 (W 70-69)
28	Clemson	2/2/2000 (L 58-70)	3/4/2000 (W 85-69)
27	NC State	1/16/2001 (L 60-72)	2/17/2001 (W 69-54)
26	North Carolina	1/11/2004 (L 88-103)	2/10/2004 (W 88-77)
26	Wake Forest	1/26/2002 (L 74-87)	2/27/2002 (W 90-77)
26	Louisville	2/1/2023 (L 53-63)	2/25/2023 (W 83-67)
25	North Carolina	1/12/2005 (L 69-91)	3/12/2005 (W 78-75)
24	Florida State	12/15/2020 (L 61-74)	1/30/2021 (W 76-65)

## Georgia Tech Year-by-Year vs. ACC Opponents (Regular Season)

Year	ACC	BC	CAL	CL	DU	FS	UL	MD	MIA	NC	NCS	ND	UP	SMU	STA	SYR	VA	VT	WF
1979-80	1-13	-	-	0-2	0-2	-	-	0-2	-	0-2	0-2	-	-	-	-	-	1-1	-	0-2
1980-81	0-14	-	-	0-2	0-2	-	-	0-2	-	0-2	0-2	-	-	-	-	-	0-2	-	0-2
1981-82	3-11	-	-	0-2	1-1	-	-	2-0	-	0-2	0-2	-	-	-	-	-	0-2	-	0-2
1982-83	4-10	-	-	1-1	1-1	-	-	1-1	-	0-2	0-2	-	-	-	-	-	0-2	-	1-1
1983-84	6-8	-	-	1-1	1-2	-	-	1-1	-	0-2	1-1	-	-	-	-	-	1-1	-	1-1
1984-85	9-5	-	-	1-1	1-1	-	-	2-0	-	2-0	1-1	-	-	-	-	-	1-1	-	1-1
1985-86	11-3	-	-	2-0	1-1	-	-	2-0	-	0-2	2-0	-	-	-	-	-	2-0	-	2-0
1986-87	7-7	-	-	0-2	2-0	-	-	2-0	-	0-2	1-1	-	-	-	-	-	0-2	-	2-0
1987-88	8-6	-	-	1-1	1-1	-	-	2-0	-	0-2	1-1	-	-	-	-	-	1-1	-	2-0
1988-89	8-6	-	-	1-1	1-1	-	-	2-0	-	1-1	0-2	-	-	-	-	-	1-1	-	2-0
1989-90	8-6	-	-	1-1	1-2	-	-	2-0	-	1-1	2-0	-	-	-	-	-	0-2	-	2-0
1990-91	6-8	-	-	1-1	0-2	-	-	1-1	-	1-1	0-2	-	-	-	-	-	2-0	-	1-1
1991-92	8-8	-	-	1-1	0-2	0-2	-	2-0	-	0-2	2-0	-	-	-	-	-	2-0	-	1-1
1992-93	8-8	-	-	1-1	1-1	0-2	-	2-0	-	0-2	1-1	-	-	-	-	-	2-0	-	1-1
1993-94	7-9	-	-	1-1	0-2	0-2	-	1-1	-	2-0	1-1	-	-	-	-	-	1-1	-	1-1
1994-95	8-8	-	-	1-1	1-1	2-0	-	1-1	-	0-2	2-0	-	-	-	-	-	0-2	-	1-1
1995-96	13-3	-	-	1-1	2-0	2-0	-	1-1	-	2-0	2-0	-	-	-	-	-	2-0	-	1-1
1996-97	3-13	-	-	0-2	0-2	1-1	-	0-2	-	0-2	1-1	-	-	-	-	-	1-1	-	0-2
1997-98	6-10	-	-	1-1	0-2	1-1	-	0-2	-	0-2	0-2	-	-	-	-	-	2-0	-	2-0
1998-99	6-10	-	-	1-1	0-2	1-1	-	0-2	-	1-1	0-2	-	-	-	-	-	2-0	-	1-1
1999-00	5-11	-	-	1-1	0-2	1-1	-	1-1	-	0-2	1-1	-	-	-	-	-	1-1	-	0-2
2000-01	8-8	-	-	2-0	0-2	1-1	-	1-1	-	0-2	1-1	-	-	-	-	-	2-0	-	1-1
2001-02	7-9	-	-	1-1	0-2	2-0	-	0-2	-	1-1	1-1	-	-	-	-	-	1-1	-	1-1
2002-03	7-9	-	-	1-1	0-2	1-1	-	1-1	-	1-1	1-1	-	-	-	-	-	2-0	-	0-2
2003-04	9-7	-	-	2-0	1-1	1-1	-	2-0	-	1-1	0-2	-	-	-	-	-	1-1	-	1-1
2004-05	8-8	-	-	2-0	0-1	2-0	-	0-1	2-0	1-0	0-2	-	-	-	-	-	1-0	1-0	1-1
2005-06	4-12	1-1	-	0-2	0-1	0-1	-	0-1	0-1	0-1	1-1	-	-	-	-	-	1-0	0-1	1-1
2006-07	8-8	1-0	-	1-1	1-1	2-0	-	0-1	0-1	1-1	1-0	-	-	-	-	-	0-1	0-1	1-1
2007-08	7-9	1-0	-	1-1	0-1	0-1	-	0-1	0-2	0-1	1-0	-	-	-	-	-	1-1	1-1	2-0
2008-09	2-14	0-2	-	0-2	0-1	0-1	-	0-2	1-0	0-1	0-2	-	-	-	-	-	0-1	0-1	1-1
2009-10	7-9	1-0	-	1-1	1-1	0-2	-	0-1	0-1	1-0	1-0	-	-	-	-	-	0-1	0-1	1-1
2010-11	5-11	0-1	-	0-2	0-1	0-1	-	0-1	1-1	1-0	0-1	-	-	-	-	-	0-2	1-1	2-0
2011-12	4-12	1-1	-	0-2	0-1	0-1	-	1-1	0-1	0-1	1-1	-	-	-	-	-	0-1	0-1	1-1
2012-13	6-12	0-1	-	0-2	0-1	0-1	-	1-0	1-1	0-2	0-2	-	-	-	-	-	1-1	1-1	2-0
2013-14	6-12	2-0	-	0-2	0-2	0-1	-	0-1	0-1	0-1	0-1	1-1	0-1	-	-	-	1-0	0-1	1-0
2014-15	3-15	0-1	-	1-1	0-1	0-1	0-1	-	1-0	0-2	0-1	0-2	0-1	-	-	-	0-1	0-1	1-1
2015-16	8-10	1-0	-	1-1	0-1	1-0	0-2	-	0-1	0-1	1-0	1-1	1-1	-	-	-	0-1	1-0	0-1
2016-17!	0-10	0-0	-	0-1	0-1	0-0	0-1	-	0-1	0-0	0-1	0-1	0-0	-	-	-	0-1	0-1	0-1
2017-18	6-12	0-1	-	0-2	0-1	0-1	0-1	-	1-0	0-1	1-0	1-1	1-0	-	-	-	1-0	0-2	0-1
2018-19	6-12	1-0	-	0-2	0-1	0-2	0-1	-	0-1	0-1	1-0	1-1	1-0	-	-	-	1-0	0-1	0-2
2019-20	11-9	1-0	-	2-0	0-1	0-1	1-1	-	1-0	1-0	2-0	0-2	1-1	-	-	-	0-2	0-1	1-0
2020-21	11-6	-	-	1-1	1-1	1-1	0-1	-	1-0	1-0	-	1-0	1-0	-	-	-	1-0	0-2	1-0
2021-22	5-15	2-0	-	1-1	0-1	1-0	0-1	-	0-2	0-2	0-1	0-2	1-0	-	-	-	0-1	0-1	0-2
2022-23	6-14	1-0	-	0-2	0-1	0-1	1-1	-	1-0	0-1	0-2	1-1	0-2	-	-	-	1-1	0-1	1-0
2023-24	7-13	0-1	-	1-1	1-1	1-1	0-1	-	1-0	1-0	0-1	0-2	0-1	-	-	-	1-0	0-2	0-1

HISTORY



# MISCELLANEOUS HISTORY

## Winning Streaks

Overall: 15 games, 12-2-1985 (at St. Louis) through 1-21-2986 (Duke). Ended by North Carolina (1-25-2986)

Start of Season: 12 games, 11-18-2003 (Louisiana-Lafayette) through 12-29-2003 (VCU). Ended by Georgia (1-3-2004)

Home: 16 games, 2-23-1963 (Georgia) through 2-18-1964 (Tennessee). Ended by Auburn (12-1-1964).

Away: 5 games, 2-7-1959 (Tulane) through 12-10-1959 (South Carolina); 12-3-1962 (Furman) through 1-12-1963 (Mississippi); 2-23-1970 (Tulane) through 1-9-1971 (Tulane); 12-2-1985 (St. Louis) through 1-18-1986 (Clemson).

ACC: 9 games, 2-27-1985 (North Carolina) through 1-21-1986 (Duke). Ended by North Carolina (1-25-1986).

ACC Home: 11 games, 1-25-2020 (NC State) through 2-6-2021 (Notre Dame). Ended by Virginia (2-10-2021).

ACC Away: 3 games, 1-23-1985 (Clemson) through 2-2-1985 (Maryland); 2-10-1996 (North Carolina) through 2-28-1996 (Florida State); 2-19-2004 (Maryland) through 3-3-2004 (Duke); 1-23-2008 (NC State) through 2-6-2008 (Wake Forest)

## Record by Decade

Period	+Yrs	Games	Won	Lost	Pct.
1900-09	2	10	3	7	.300
1910-19	2	16	8	8	.500
1920-29	10	186	92	94	.495
1930-39	10	175	96	79	.549
1940-49	10	197	104	93	.528
1950-59	10	248	110	138	.444
1960-69	10	259	151	108	.583
1970-79	10	270	132	138	.489
1980-89	10	298	165	133	.554
1990-99	10	316	188	128	.595
2000-09	10	315	167	148	.530
2010-19	10	330	160	170	.485
2020-29	5	154	75	79	.487
All-time	109	2,774	1,451	1,323	.523

+Actual number of seasons played during decade.  
!On-court record - 22 wins and 1 loss were vacated by NCAA Committee on Infractions

## Tech's Most Frequent Non-ACC Foes

(20 or more meetings)

Alabama*	28-41
Auburn*	61-53
Florida*	26-20
Georgia*	107-92
Kentucky*	16-57
Louisville (pre-ACC)	13-15
Mercer	28-18
Mississippi State*	17-13
South Carolina	25-18
Tennessee*	28-45
Tulane*	137-33
Vanderbilt*	34-39

\*denotes SEC member while Tech was also a member (1932-64)  
+denotes ACC member while Tech was also a member (1979-2014)

## Georgia Tech in Overtime

All Overtime Games: **!69-65**

Double OT Games: **7-11**

Four OT Games: **0-1**

Single OT Games: **!58-53**

Triple OT Games: **4-0**

3-17-1906	Georgia	W, 13-11
2-8-1922	Agoga Class	L, 25-26
1-13-1925	at Fort McPherson (2 ot)	W, 28-26
1-8-1927	Auburn	W, 22-20
1-15-1927	at Georgia	W, 36-35
1-1-1931	at Manhattan	L, 26-32
1-25-1935	Vanderbilt	L, 32-33
2-23-1935	at Georgia	W, 49-39
1-21-1939	Tulane	W, 32-31
2-4-1939	at Florida	L, 29-33
2-21-1940	at Auburn	L, 38-39
12-29-1940	at South Carolina	L, 39-40
1-22-1941	at Clemson	L, 49-52
2-21-1945	Atlanta NAS	W, 51-47
1-26-1949	Georgia	L, 60-74
2-15-1950	at Georgia	L, 72-73
2-24-1951	Pennsylvania	L, 77-83
3-1-1951	Tulane	W, 63-61
1-24-1953	at South Carolina	L, 66-70
12-28-1954	Idaho State	W, 72-69
2-12-1955	at Louisiana State	W, 79-72
2-19-1955	at South Carolina	W, 87-84
2-26-1955	Georgia (2 ot)	L, 66-67
2-7-1956	at Auburn	L, 74-77
2-16-1956	at Georgia	W, 72-68
2-4-1957	Auburn	W, 76-67
12-14-1957	Texas Tech	L, 64-67
12-19-1957	Georgia	L, 68-69
2-1-1958	at Alabama (2 ot)	L, 72-74
2-24-1958	at Florida	W, 62-61
2-14-1959	Oklahoma City (3 ot)	W, 71-65
1-16-1960	Vanderbilt	W, 74-66
1-11-1961	at Georgia	W, 89-80
1-16-1961	at Mississippi St.	L, 61-62
1-24-1961	at Auburn	W, 48-43
1-2-1962	Navy	L, 62-64
1-27-1962	at Tennessee	W, 66-65
2-12-1962	Tulane	W, 77-74
2-26-1962	at Florida	L, 75-82
12-3-1962	at Furman	W, 80-79
12-27-1962	Virginia Tech	W, 73-72
1-5-1963	at Kentucky (2 ot)	W, 86-85
1-12-1963	at Mississippi	W, 73-71
2-8-1963	at Tulane	L, 69-77
2-23-1963	Georgia	W, 66-58
12-16-1963	at Rice	L, 89-74
2-12-1964	Vanderbilt	W, 75-71
2-15-1964	Florida State	W, 77-73
12-21-1966	Auburn	W, 78-76
1-10-1967	at Furman	L, 68-69
2-20-1968	Tennessee (2 ot)	L, 69-71
3-25-1971	St. Bonaventure (2 ot) +	W, 76-71
1-6-1973	Hawaii	W, 85-83
2-5-1973	Florida	L, 85-87
3-7-1974	at Georgia	W, 97-95
12-28-1974	St. Bonaventure	W, 70-61
1-24-1975	Presbyterian	W, 89-84
2-3-1975	Samford	W, 78-75
2-16-1979	at Memphis State (2 ot)	W, 89-84
2-27-1979	East Carolina	L, 64-66
2-28-1980	Maryland	L, 49-51
1-23-1984	Virginia (3 ot)	W, 72-71
2-2-1984	at Wake Forest	L, 74-78
2-4-1984	Maryland (2 ot)	W, 71-70
2-4-1986	North Carolina	L, 77-78
11-29-1986	Richmond	L, 62-67
12-20-1986	Boston College	W, 65-62
1-3-1987	at Wake Forest	W, 65-59
3-5-1988	at Clemson (2 ot)	L, 94-97
1-22-1989	at Illinois (2 ot)	L, 92-103
3-4-1989	at Clemson	L, 79-81

1-21-1990	at Virginia	L, 79-81
2-17-1990	at NC State (2 ot)	W, 95-92
2-24-1990	at Notre Dame	W, 88-80
3-23-1990	vs. Michigan State#	W, 81-80
12-5-1990	St. John's	L, 72-73
12-19-1990	vs. Georgia (3 ot)	W, 112-105
2-5-1992	at Clemson	L, 78-95
2-29-1992	NC State	W, 98-88
3-27-1992	Memphis State#	L, 79-83
12-18-1993	Vanderbilt	W, 86-77
2-22-1994	at Virginia	L, 72-73
1-22-1995	at Virginia (2 ot)	L, 85-88
2-7-1996	Duke	W, 73-71
2-10-1996	at North Carolina	W, 92-83
2-25-1996	NC State	W, 92-83
12-4-1997	NC State	L, 69-71
2-8-1998	North Carolina (2 ot)	L, 100-107
3-16-1998	Georgetown+	W, 80-79
11-27-1998	West Virginia	W, 65-62
12-5-1998	Appalachian State	W, 74-72
12-13-1998	Georgia	W, 84-79
2-11-1999	at Florida State (3 ot)	W, 111-108
2-25-1999	Virginia	W, 74-68
12-11-1999	Stanford	L, 61-64
3-1-2000	at North Carolina	L, 72-74
1-13-2001	Wake Forest	W, 95-89
1-3-2004	at Georgia (2 ot)	L, 80-83
3-1-2004	vs. Kansas#	W, 79-71
1-1-2005	Kansas	L, 68-70
1-27-2005	vs. Wake Forest*	W, 102-101
2-18-2006	at Maryland	L, 84-87
3-8-2007	Wake Forest (2 ot)*	L, 112-114
1-27-2008	at Virginia	W, 92-82
3-1-2008	Wake Forest	W, 87-79
11-22-2008	at Mercer	W, 82-76
12-28-2008	Virginia	L, 84-88
1-17-2009	at NC State	L, 71-76
1-20-2009	Boston College	L, 76-80
11-20-2009	Florida State	L, 59-66
1-2-2011	Charlotte (2 ot)	L, 83-86
2-18-2012	Virginia Tech	L, 73-74
1-12-2013	Virginia Tech	L, 65-70
1-26-2014	at NC State	L, 78-80
3-12-2014	vs. Boston College*	W, 73-70
3-13-2014	vs. Clemson*	L, 65-69
1-3-2015	at Notre Dame (2 ot)	L, 76-83
1-31-2015	NC State	L, 80-81
2-28-2015	at Clemson	L, 63-70
3-9-2016	vs. Clemson*	W, 88-85
12-7-2016	at VCU	!1, 76-73
2-4-2018	at Boston College	L, 72-80
3-3-2018	Boston College	W, 81-78
11-5-2019	at NC State	W, 82-81
11-25-2019	Arkansas	L, 61-62
11-25-2020	Georgia State (4 ot)	L, 120-123
3-2-2021	Duke	W, 81-77
12-21-2021	Georgia State	W, 72-62
1-8-2021	Notre Dame	L, 68-72
2-21-2022	at Syracuse	L, 73-74
3-5-2022	Boston College	W, 82-78
1-10-2023	@Notre Dame	L, 72-73
12-16-2023	vs. Penn State	W, 82-81
1/9/2024	Notre Dame	L, 68-75
1/16/2024	Clemson (2 ot)	W, 93-90

Georgia Tech's longest stretch of regulation games without an overtime is 103, from Feb. 7, 1975 vs. NC State through Jan. 13, 1979 vs. Troy State, inclusive.

!Win vacated by NCAA Committee on Infractions

Most overtime games in one season: 6 in 1962-63

\*ACC Tournament, # NCAA Tournament, + NIT

# MISCELLANEOUS HISTORY

## Tech in Other Atlanta Venues

### State Farm Arena

12/11/1999	Michigan <sup>2</sup>	L, 77-80
12/11/1999	Stanford <sup>1</sup> (ot)	L, 61-64 (ot)
12/9/2000	Kentucky <sup>1</sup>	W, 86-84
12/16/2001	Syracuse <sup>1</sup>	W, 96-80
12/15/2002	Tennessee <sup>1</sup>	L, 69-70
12/13/2003	Saint Louis <sup>3</sup>	W, 75-62
12/11/2004	Air Force <sup>1</sup>	W, 64-42
11/29/2011	Northwestern	L, 60-76
1/3/2012	Alabama	L, 48-73
1/7/2012	Duke	L, 74-81
1/19/2012	Virginia	L, 38-70
1/24/2012	Miami	L, 49-64
2/4/2012	Boston College	W, 51-47
2/9/2012	NC State	L, 52-61
2/21/2012	Clemson	L, 37-56
2/25/2012	Maryland	W, 63-61
3/3/2012	Boston College	W, 69-62
3/8/2012	Miami <sup>4</sup>	L, 36-54
12/6/2020	Kentucky <sup>5</sup>	W, 79-62
12/11/2021	LSU <sup>6</sup>	L, 53-69

### Gas South Arena

11/11/2011	Florida A&M	W, 92-59
11/14/2011	Delaware State	W, 70-52
11/23/2011	Siena	W, 72-44
12/19/2011	Alabama A&M	W, 65-54
12/22/2011	Mercer	L, 59-66

### Georgia Dome

12/19/1992	Louisville <sup>1</sup>	W, 87-85
12/18/1993	Vanderbilt <sup>1</sup>	W, 86-77
12/17/1994	Louisville <sup>1</sup>	L, 72-77
11/15/1995	Manhattan <sup>3</sup>	W, 87-67
11/17/1995	Oklahoma <sup>2</sup>	W, 83-72
12/16/1995	Louisville <sup>1</sup>	W, 88-77
12/21/1996	Kentucky <sup>1</sup>	L, 59-88
12/20/1997	Louisville <sup>1</sup>	W, 94-86
12/13/1998	Kentucky <sup>1</sup>	L, 39-80
3/9/2001	Virginia <sup>4</sup>	W, 74-69
3/10/2001	North Carolina <sup>4</sup>	L, 63-70
2/11/2007	Connecticut	W, 65-52
3/12/2009	Clemson <sup>4</sup>	W, 86-81
3/13/2009	Florida State <sup>4</sup>	L, 62-64

<sup>1</sup>Chick-fil-A Classic for Kids; <sup>2</sup>ACC-Big Ten Challenge;  
<sup>3</sup>Pre-Season NIT; <sup>4</sup>ACC Tournament; <sup>5</sup>Holiday Hoopsgiving

## Tech at Non-Power 5 Venues

Since 2000

Date	Opponent	Conference	Result
2/16/2002	Saint Louis	C-USA	W, 60-40
1/2/2003	Tulane	C-USA	L, 66-80
11/23/2003	Cornell	Ivy	W, 90-69
11/22/2004	Illinois-Chicago	Horizon	W, 60-59
12/28/2005	Air Force	Mt. West	L, 46-54
1/10/2006	Centenary	Summit	W, 85-69
11/11/2007	Tennessee State	OVC	W, 99-85
11/22/2008	Mercer	A-Sun	W, 82-76 (ot)
12/14/2009	Chattanooga	SoCon	W, 95-64
1/2/2010	Charlotte	A-10	W, 76-67
11/15/2010	Kennesaw State	A-Sun	L, 63-80
12/22/2010	Siena	MAAC	L, 57-62
12/3/2011	Tulane	C-USA	L, 52-57
12/10/2011	Savannah State	MEAC	W, 65-45
12/29/2011	Fordham	A-10	L, 66-72
12/29/2013	Charlotte	A-10	W, 58-55
12/23/2014	Dayton	A-10	L, 61-75
12/5/2015	Tulane	C-USA	W, 76-68
12/7/2016	VCU	A-10	!W, 76-73 (ot)
12/6/2017	Wofford	SoCon	L, 60-63
12/25/2019	Hawai'i	Big West	W, 70-53
11/12/2022	Georgia State	Sun Belt	W, 59-57

!Win vacated by NCAA Committee on Infractions

## Tech Month-by-Month

1905-06	0-0	0-0	0-1	2-0	2-1						
1906-08					did not play						
1908-09	0-0	0-0	1-5	0-1	0-0	1-6					
1909-12					did not play						
1912-13	0-0	0-0	0-0	2-6	0-0	2-6					
1913-14	0-0	0-0	0-0	6-2	0-0	6-2					
1914-19					did not play						
1919-20	0-0	0-0	3-3	3-5	1-2	7-10					
1920-21	0-0	0-0	1-4	3-6	0-0	4-10					
1921-22	0-0	0-0	4-2	7-4	0-0	11-6					
1922-23	0-0	0-0	5-2	4-5	0-2	9-9					
1923-24	0-0	3-0	2-7	4-6	0-0	9-13					
1924-25	0-0	0-0	3-4	1-8	0-0	4-12					
1925-26	0-0	0-0	4-6	2-5	0-0	6-11					
1926-27	0-0	3-6	7-1	7-3	0-0	17-10					
1927-28	0-0	2-1	3-3	5-3	0-0	10-7					
1928-29	0-0	4-1	7-1	4-3	0-1	15-6					
1929-30	0-0	1-2	3-5	6-5	0-1	10-13					
1930-31	0-0	2-1	5-7	4-5	0-0	11-13					
1931-32	0-0	0-0	4-2	3-4	0-0	7-6					
1932-33	0-0	0-0	4-2	5-4	0-0	9-6					
1933-34	0-0	0-3	3-3	3-5	0-1	6-12					
1934-35	0-0	0-0	0-4	5-4	1-0	6-8					
1935-36	0-0	0-0	3-4	7-4	0-0	10-8					
1936-37	0-0	0-0	6-0	6-1	1-1	13-2					
1937-38	0-0	0-0	6-0	8-2	4-0	18-2					
1938-39	0-0	0-0	2-2	4-6	0-1	6-9					
1939-40	0-0	0-0	2-4	5-4	0-0	7-8					
1940-41	0-0	2-0	4-3	2-8	0-0	8-11					
1941-42	0-0	0-0	4-3	4-5	0-0	8-8					
1942-43	0-0	0-0	4-2	7-3	0-0	11-5					
1943-44	0-0	0-0	8-1	5-2	1-1	14-4					
1944-45	0-0	0-0	3-4	6-1	2-1	11-6					
1945-46	0-0	1-0	4-6	5-5	0-0	10-11					
1946-47	0-0	4-0	4-5	4-5	0-1	12-11					
1947-48	0-0	2-4	2-6	5-5	3-1	12-16					
1948-49	0-0	4-2	1-7	6-3	0-1	11-13					
1949-50	0-0	6-3	4-5	4-4	0-1	14-13					
1950-51	0-0	1-5	4-6	2-7	1-1	8-19					
1951-52	0-0	3-1	2-6	2-8	0-0	7-15					
1952-53	0-0	1-4	3-7	1-6	0-0	5-17					
1953-54	0-0	0-5	0-8	2-8	0-1	2-22					
1954-55	0-0	2-2	4-8	6-3	0-0	12-13					
1955-56	0-0	3-2	4-5	5-4	0-0	12-11					
1956-57	0-1	6-2	5-4	7-1	0-0	18-8					
1957-58	0-0	5-4	7-2	3-5	0-0	15-11					
1958-59	0-0	6-3	4-5	7-1	0-0	17-9					
1959-60	0-0	8-1	8-1	5-3	1-1	22-6					
1960-61	0-0	4-5	4-5	5-2	0-1	13-13					
1961-62	0-0	4-4	3-6	3-5	0-1	10-16					
1962-63	1-0	6-0	8-1	6-3	0-1	21-5					
1963-64	0-0	5-3	5-3	7-3	0-0	17-9					
1964-65	0-0	4-5	6-4	4-2	0-0	14-11					
1965-66	0-0	4-5	5-3	4-5	0-0	13-13					
1966-67	0-0	5-3	6-3	6-3	0-0	17-9					
1967-68	0-0	4-3	3-5	5-4	0-1	12-13					
1968-69	0-1	1-4	6-4	5-3	0-1	12-13					
1969-70	0-0	5-3	6-3	5-3	1-1	17-10					
1970-71	0-0	6-1	7-3	5-4	5-1	23-9					
1971-72	0-0	2-5	2-6	2-8	0-1	6-20					
1972-73	1-1	0-6	3-3	1-7	2-1	7-18					
1973-74	0-1	0-5	3-7	1-7	1-1	5-21					
1974-75	0-1	3-4	5-4	3-4	0-2	11-15					
1975-76	1-0	2-5	4-5	5-3	1-1	13-14					
1976-77	1-0	4-2	7-3	4-4	2-1	18-10					
1977-78	3-0	4-3	5-3	2-5	1-1	15-12					
1978-79	1-1	4-3	6-3	6-2	0-0	17-9					
1979-80	0-0	3-5	1-9	4-4	0-0	8-18					
1980-81	0-1	3-6	1-8	0-7	0-1	4-23					
1981-82	1-0	3-4	2-7	4-4	0-1	10-16					
1982-83	1-0	3-2	4-6	4-5	1-2	13-15					
1983-84	1-0	5-1	8-3	4-5	0-2	18-11					
1984-85	3-0	6-1	6-3	5-2	7-2	27-8					
1985-86	1-1	9-0	7-1	5-2	5-3	27-7					
1986-87	1-1	5-2	4-4	6-3	0-3	16-13					
1987-88	1-1	7-1	6-3	7-1	1-4	22-10					
1988-89	2-0	5-2	5-4	7-3	1-3	20-12					
1989-90	2-0	6-0	4-4	8-2	8-1	28-7					
1990-91	2-0	5-3	5-3	4-4	1-3	17-13					
1991-92	3-1	6-1	6-3	4-4	4-3	23-12					
1992-93	0-0	6-1	5-4	4-4	4-2	19-11					
1993-94	1-1	8-0	2-6	4-3	1-3	16-13					
1994-95	2-0	6-3	5-3	4-4	1-2	18-12					
1995-96	4-1	2-6	7-2	6-1	5-2	24-12					
1996-97	3-0	3-4	2-6	1-6	0-2	9-18					
1997-98	4-0	5-3	4-4	4-4	2-3	19-14					
1998-99	4-1	6-2	3-5	2-6	0-2	15-16					
1999-00	3-1	3-3	3-6	3-5	1-2	13-17					
2000-01	3-1	5-2	4-4	4-4	1-2	17-13					
2001-02	3-3	3-4	2-6	6-2	1-1	15-16					
2002-03	2-0	3-4	5-3	2-5	4-3	16-15					
2003-04	5-0	7-0	4-4	4-4	8-2	28-10					
2004-05	4-0	5-1	3-5	4-3	4-3	20-12					
2005-06	2-2	4-2	3-6	2-5	0-2	11-17					
2006-07	6-1	4-2	3-5	5-2	2-2	20-12					
2007-08	3-3	3-3	4-3	1-6	4-2	15-17					
2008-09	4-0	4-4	2-6	0-7	2-2	12-19					
2009-10	4-1	6-1	6-3	3-4	4-4	23-13					
2010-11	4-3	3-2	3-5	1-7	2-1	13-18					
2011-12	4-3	3-3	1-7	2-6	1-1	11-20					
2012-13	4-2	5-0	2-6	4-4	1-3	16-15					
2013-14	5-4	4-1	2-6	2-5	3-2	16-17					
2014-15	5-1	4-2	1-8	2-6	0-2	12-19					
2015-16	4-2										