

2024 DUKE BASEBALL GAME NOTES

<b>RECORD</b> 33-14	<b>ACC</b> 14-10	<b>RANKING</b> 9	<b>D</b>	<b>VS</b>	<b>GT</b>	<b>RECORD</b> 28-18	<b>ACC</b> 12-12	<b>RANKING NR</b>		
<b>HEAD COACH</b> Chris Pollard	<b>RECORD</b> 757-587-2	<b>YEAR</b> 25 <sup>th</sup>	<b>DUKE RECORD</b> 372-269	<b>YEAR</b> 12 <sup>th</sup>		<b>HEAD COACH</b> Danny Hall	<b>RECORD</b> 1,406-767-1	<b>YEAR</b> 37 <sup>th</sup>	<b>GT RECORD</b> 1,198-651-1	<b>YEAR</b> 31 <sup>st</sup>

112 All-ACC Honorees • 95 MLB Draft Selections • 47 MLB Alumni • 16 All-Americans • 10 NCAA Tournament Appearances • 3 College World Series Appearances

### GAME INFO

**Dates:** May 10-12, 2024  
**First Pitch (EST):** Fri. 6 PM | Sat. 4 PM | Sun. 1 PM  
**Location:** Atlanta, Ga.  
**Venue:** Russ Chandler Stadium  
**TV:** ACCNX  
**PxP:** Andy Demetra  
**Analyst:** Bobby Moranda / Dusty Isaacs  
**Live Stats:** GoDuke.com  
**Twitter Updates:** @DukeBASE

### LEADING OFF

- The Blue Devils have continued to pounce on opponents like they did throughout the season in 2023. Duke has recorded 246 of its 405 runs so far this season from the fourth to eighth innings. That number accounts for 60.7% of the Blue Devils' run production this season.
- Tuesday's victory over No. 6 East Carolina was the first for the Blue Devils in Greenville since 1996. The win also was Duke's 10th top-25 victory of the season and the seventh top-10 win of the year. Three of those top-10 victories have come on the road this season.
- Sunday's run production continues to shine for the Blue Devils, as they added 34 more runs in the double header against Longwood. Duke now has produced 12.08 runs per game on Sunday in 2024.

### SCHEDULE

#### FEBRUARY

16	vs. Indiana <sup>^</sup>	ESPN+	W, 6-3
17	vs. George Mason <sup>^</sup>	ESPN+	W, 23-5
18	vs. #18 Coastal Carolina <sup>^</sup>	ESPN+	W, 5-3
21	Liberty	ACCNX	W, 4-2
23	Northwestern	ACCNX	W, 2-0
24	Northwestern	ACCNX	W, 8-2
25	Northwestern	ACCNX	W, 20-9
27	Davidson	ACCNX	W, 17-0 (7)

#### MARCH

1	Akron	ACCNX	W, 6-0
2	Akron	ACCNX	L, 3-4
3	Akron	ACCNX	W, 7-2
5	Appalachian State	ACCNX	W, 28-2
6	Georgetown	ACCNX	CANCELED
8	at #1 Wake Forest *	ACCNX	W, 8-5
9	at #1 Wake Forest *	ACCNX	L, 3-6
10	at #1 Wake Forest *	ACCNX	W, 10-8
12	Rider	ACCNX	L, 2-6
13	Rider	ACCNX	W, 18-4
15	#10 Clemson *	ACCNX	W, 5-2
16	#10 Clemson *	ACCNX	L, 7-8
17	#10 Clemson *	ACCNX	L, 6-8 (10)
19	Towson	ACCNX	W, 12-2 (8)
22	at NC State *	ACCNX	L, 3-4
23	at NC State *	ACCNX	L, 8-9
24	at NC State *	ACCNX	W, 13-2 (7)
26	Campbell	ACCNX	W, 11-1
28	#9 Virginia *	ACCNX	W, 9-4
29	#9 Virginia *	ACCNX	L, 3-7
30	#9 Virginia *	ACCNX	W, 7-4

#### APRIL

2	at Liberty	ESPN+	W, 9-4
5	Miami *	ACCNX	W, 4-3
6	Miami *	ACCNX	W, 5-4
7	Miami *	ACCNX	W, 11-10 (11)
9	William & Mary	ACCNX	L, 2-4
13	at Pitt (DH) *	ACCNX	W, 14-4 (7)
13	at Pitt (DH) *	ACCNX	W, 4-3
14	at Pitt *	ACCNX	L, 10-11
16	Gardner-Webb	ACCNX	W, 2-1
19	at #23 Virginia Tech *	ACCNX	W, 9-8 (11)
20	at #23 Virginia Tech *	ACCNX	L, 1-2 (11)
21	at #23 Virginia Tech *	ACCNX	W, 13-10
23	at Campbell	FloBaseball	L, 4-18 (7)
26	#10 Florida State *	ACCNX	L, 2-4
27	#10 Florida State *	ACCNX	L, 6-7
28	#10 Florida State *	ACCNX	W, 16-4 (7)

#### MAY

5	Longwood (DH)	ACCNX	W, 23-3 (7)
5	Longwood (DH)	ACCNX	W, 11-1 (7)
7	at #6 ECU	ESPN+	W, 5-2
10	at Georgia Tech *	ACCNX	6 PM
11	at Georgia Tech *	ACCNX	4 PM
12	at Georgia Tech *	ACCNX	1 PM
14	College of Charleston	ACCNX	6 PM
16	#11 North Carolina *	ACCNX	7 PM
17	#11 North Carolina *	ACCNX	6 PM
18	#11 North Carolina *	ACCNX	1 PM
21-26	ACC Tournament @		TBA

### SERIES HISTORY

**All-Time:** 44-102-0  
**In Durham:** 22-42-0  
**In Atlanta:** 15-46-0

### NUMBERS TO KNOW

**9** Chris Pollard needs 9 wins to tie the all-time wins mark at Duke held by Jack Coombs with 381.

**2** Graduate closer Charlie Beilenson needs two saves to tie the single season saves record by a Duke pitcher. Beilenson would join sophomore James Tallon who recorded 12 in 2023.

**1** Freshman AJ Gracia needs one home runs to break the freshman home run record set by Andrew Fischer (11) in 2023.

- After breaking the freshman RBI record held by Joey Loperfido, rookie AJ Gracia sets his sites on another huge milestone this season. Gracia tied the freshman home run record held by Andrew Fischer with his 11th home run of the season to open the scoring against Longwood in game one. The three-run shot added to his RBI record, bringing his tally to 49 on the season. The rookie has a minimum 11-games left to etch his name in history, as the Blue Devils clinched a spot in the ACC Tournament and look to be a shoe in for the NCAA Tournament.
- Zac Morris leads the team with 23 two-out RBI this season, as the Blue Devils have tallied 118 as a collective unit. The 118 runs account for 29.1% of Duke's scoring this season.
- Senior Alex Stone continues to produce over the second half of the season, earning the nod as a key "second half player" throughout his career. Stone has produced a .345 average at the plate (30-for-87) collecting 10 doubles, two home runs, 24 RBI, five walks and seven hit by pitches. He holds a .529 slugging percentage and holds an on base percentage of .420 since flipping to the second half of the year.
- Ben Miller continues to rake in his 43 games played in 2024. Miller leads the team in batting average (.414), doubles (17), OPS (1.240), hits (72), slugging percentage (.747) and on base percentage (.493). His 72 hits are also 32nd most in the country by a single player. The Durham, N.C., native has also added 15 walks and 12 hit by pitches, beginning the season with a 13-game hitting streak. He collected his 21st multi-hit contest of the season against East Carolina on Tuesday. He is now three doubles away from tying a handful of players for fifth all-time in a single season with 20 and seven doubles away from tying Vaughn Schill who finished the 1999 season with 24 doubles.

### PROJECTED STARTING LINEUP

Pos.	No.	Name	Yr.	B/T	GP-GS	Avg.	R	H	2B	3B	HR	RBI	SLG%	BB	HBP	SO	OBP	SB-ATT
2B	22	Zac Morris	Gr.	R/R	47-47	.344	54	66	10	1	13	41	.609	29	5	44	.437	13-17
3B	34	Ben Miller	Gr.	R/R	43-43	.414	48	72	17	1	13	41	.747	15	12	36	.493	2-2
RF	29	AJ Gracia	Fr.	L/L	47-47	.324	46	55	10	0	11	49	.576	37	6	41	.456	5-6
1B	23	Logan Bravo	Gr.	R/R	47-47	.298	46	51	13	1	11	47	.579	33	5	49	.416	9-11
C	5	Alex Stone	Sr.	R/R	47-47	.296	34	56	14	0	8	43	.497	9	11	39	.358	0-0
SS	7	Wallace Clark	Jr.	S/R	47-47	.287	34	41	8	2	5	36	.476	30	20	38	.457	4-6
CF	13	Devin Obee	Jr.	R/R	47-47	.314	47	53	10	1	12	39	.598	23	6	45	.406	5-7
DH	25	Chase Krewson	Fr.	L/L	34-24	.329	27	28	2	0	4	17	.494	16	0	20	.431	2-3
LF	15	Kyle Johnson	Fr.	R/L	27-23	.348	9	16	4	1	3	8	.674	10	0	17	.464	1-1

### PROJECTED STARTING PITCHERS

Pos.	No.	Name	Yr.	App-GS	W-L	ERA	IP	H	R	ER	BB	SO	2B	3B	HR	Avg.	WP	HBP
LHP	12	Jonathan Santucci	Jr.	12-12	6-1	3.54	56.0	39	27	22	34	86	5	0	4	.189	8	4
LHP	15	Kyle Johnson	Fr.	12-8	3-1	3.29	38.1	31	15	14	16	40	7	0	5	.217	1	3
TBD																		

\* Projected lineup and pitchers are based on previous lineup and weekend rotation \*



## DUKE'S NATIONAL NUMBERS

Heading into the ninth weekend of ACC play, the Blue Devils are ranked nationally in a multitude of categories. Duke is 26th in the country and fifth in the ACC in home runs (85), 15th in the country and second in the league in ERA (4.19), 21st in the country in fielding percentage and fourth in the league (.979) and 13th in the country and fourth in the league in slugging percentage (.549).

## GRACIA CHASES RECORDS

On the same day that former Duke INF/OF **Joey Loperfido** was called up to the Houston Astros major league club, freshman **AJ Gracia** broke his freshman RBI record against Florida State on Sunday. Gracia drove a pitch through the middle of the field to collect his 44th and 45th RBI of the season. Gracia has produced 17 multi-hit contests this season and 12 multi-RBI days, including two contests of 5+ RBI this season. On Sunday against Longwood, Gracia tied **Andrew Fischer** (2023) for the freshman home run record with his 11th of the season.

## STRIKEOUTS ARE PILING UP

As the Blue Devils continue to prove why they are one of the best pitching staffs in the country, the strikeout numbers are quickly adding up for opponents. Duke has now punched out 507 batters, holding opponents to a .210 average at the plate. That mark is on pace to break last years program record of 675 total strikeouts.

## STONE CLIMBS THE HOME RUN RANKS

Senior catcher **Alex Stone** climbed into a tie for fourth all-time on the career home run list for Duke, hitting his 35th in a Blue Devils' uniform on Sunday against Longwood. The home run, a grand slam, moved him even with **Jeff Becker** (1996-00) who hit 35 home runs during his time in Durham. The career home run record was set by **Nate Freiman** (2006-09) who crushed 43 home runs in a Duke uniform.

## GOLDEN SPIKES MIDSEASON WATCH LIST

**Ben Miller** and **Jonathan Santucci** became just the second and third Blue Devils' to represent Duke on the USA Baseball Golden Spikes Award Midseason Watch List, since **Marcus Stroman** in 2012. Both Miller and Santucci were not on the preseason watch list, playing their way to this prestigious recognition through the first 29 games of the season. Duke is also one of seven programs across the country to place multiple players on the list joining Florida State, Texas A&M, East Carolina, Florida, LSU and Tennessee.

## MILESTONES ON DECK FOR THE SKIPPER

A year removed from one of the greatest bounce back seasons in program history, head coach **Chris Pollard** returns and has his sights set on some major milestones at Duke. The 12th year skipper passed **Steve Traylor** (1988-99) for second all-time with 357 on Tuesday at Jack Coombs Field against Campbell. Pollard also is nine wins away from tying legendary head coach **Jack Coombs** (1929-52) for first on the all-time Duke wins list with 381. The longtime Blue Devils coach has already taken the top spot for most ACC wins in program history, entering the 2024 season with 138, and tied the most NCAA Tournament appearances last season with five. The last Duke head coach to make the NCAA Tournament five or more times during their tenure was **Ace Parker** (1953-66).

On Sunday against Florida State, Pollard secured his 9th 30-plus win season at Duke and the 17th of his career.

## SCORE FIRST, SCORE OFTEN

The name of the game is scoring first and scoring in bunches for the Blue Devils. Since 2016, Duke has compiled a 193-62 (.757) record when scoring first and a staggering 210-44 (.827) record when scoring three or more runs in an inning.

## KEEP STACKING SERIES

The Blue Devils continue to stack series wins in league play, earning their fourth consecutive ACC series victory at No. 23 Virginia Tech two weekends ago. It marks the third top-25 series win and during that stretch, Duke tallied eight top-25 victories since league play began and six against top-10 opponents.

## 10+ RUNS = WINS

Duke baseball improved to 15-1 on the season when scoring 10-plus runs in a game. The Blue Devils tallied their fourth 20-plus run game of the year, scoring 23 against Longwood in game one of the double header. Duke was 18-0 a year ago when scoring 10 or more runs in a contest and 4-0 in the ACC.

## WEAR IT WALLY

Junior **Wallace Clark** moved into a tie for third all-time in a single season with his 20th hit by pitch on Tuesday against East Carolina. The mark drew him even with **Jack Labosky** (2018), who was hit by 20 pitches in 2018. The single season record was set by **Ryan McCurdy** (2008) with 27 hit by pitches.

## ACC RACE TIGHTENS

The race to the regular season championship is in full swing as we approach week nine of league play this weekend. Eight teams are currently positioned within four games of the top spot occupied by North Carolina and Clemson. The Tigers lead the Atlantic Division by two and a half games, while the Blue Devils are three games back of North Carolina from the top spot in the Coastal Division. Every weekend series from here on out are crucial games to inch closer to the divisional and conference crown. The Blue Devils clinched a spot in the ACC Tournament last weekend and look to continue the hunt towards a top-four seed at Georgia Tech.

## THE MARGINS AREN'T CLOSE

Duke's margin of victory this season is again absurd, winning games by a combined total of 228 runs. In turn the Blue Devils have lost their 14 contests by a combined 38 runs. Duke has lost five one-run contests and lost its first game by more than four runs on Tuesday evening at Campbell.

## THE JACK GETS AN UPGRADE

Following the 2024 season, Duke will begin renovations on Historic Jack Coombs Field. The new facility will include upgraded dugouts, a new indoor training lab, training room, coaches offices, team room, club house and suites. Along with upgrading all of that, seating will be expanded in the coming years to create what head coach **Chris Pollard** calls "The Cameron Indoor of College Baseball".

## BLUE DEVILS RECORD WHEN...

Category	Overall	ACC
Overall	33-14	14-10
Home	21-8	6-5
Away	10-6	7-5
Neutral	2-0	0-0
vs. Ranked teams	10-7	8-7
Day games	24-8	9-6
Night (6 p.m. or later)	9-6	5-4
In February	8-0	0-0
In March	12-8	6-6
In April	10-6	8-4
In May	3-0	0-0
In June	0-0	0-0
vs. Left-handed starters	11-6	6-5
vs. Right-handed starters	22-8	8-5
One-run games	6-7	5-6
Two-run games	4-3	1-2
5+ run games	17-1	4-0
In extra innings	2-2	2-2
Shutouts	3-0	0-0
Scoring first	19-5	6-3
Scoring in 1st inning	14-4	6-4
Scoring 0-2 runs	2-3	0-2
Scoring 3-5 runs	7-6	4-2
Scoring 6-9 runs	9-4	4-4
Scoring 10+ runs	15-1	6-1
Leading after six innings	25-2	6-2
Tied after six innings	3-1	3-1
Trailing after six innings	5-11	4-7
Leading after seven innings	23-2	7-1
Tied after seven innings	1-1	1-1
Trailing after seven innings	5-10	4-6
Leading after eight innings	21-1	6-0
Tied after eight innings	4-2	4-2
Trailing after eight innings	1-10	1-7
Outhitting the opponent	27-9	10-6
Outhit by the opponent	4-4	3-4
Hits are equal	2-2	2-0
Hitting a home run	26-6	9-5
Not hitting a home run	8-8	5-5
Allowing a home run	13-9	10-7
Not allowing a home run	20-5	4-3
Making no errors	15-7	7-5
Making one error	13-3	6-2
Making two+ errors	5-4	1-3
Opponent makes no errors	9-9	3-6
Opponent makes one error	13-4	8-4
Opponent makes two+ errors	11-2	3-1

## IN THE DUGOUT / WHERE THEY ARE ON THE FIELD



14

CHRIS POLLARD

Head Coach



41

TY BLANKMEYER

3rd Base Coach



39

BRADY KIRKPATRICK

Mound Visits/Pitching Changes



28

ERIC TYLER

1st Base Coach

## AROUND THE ACC ACC STANDINGS

(As of May 9, 2024)

Coastal	ACC	Pct.	Overall	Pct.	Last 10	Streak
North Carolina	17-7	.708	36-11	.766	6-4	W3
<b>Duke</b>	<b>14-10</b>	<b>.583</b>	<b>33-14</b>	<b>.702</b>	<b>6-4</b>	<b>W4</b>
Virginia	14-10	.583	36-12	.750	7-3	W5
Virginia Tech	13-11	.542	31-15	.674	8-2	L1
Georgia Tech	12-12	.500	28-18	.609	6-4	L2
Miami	8-16	.333	21-26	.447	5-5	L2
Pitt	6-18	.250	21-25	.457	4-6	W2

Atlantic	ACC	Pct.	Overall	Pct.	Last 10	Streak
Clemson	17-7	.708	37-10	.787	6-4	W2
Florida State	14-9	.609	36-10	.783	5-5	W2
NC State	13-10	.565	27-18	.600	6-4	W1
Louisville	13-11	.542	29-19	.604	7-3	L1
Wake Forest	12-12	.500	33-16	.673	7-3	W6
Notre Dame	9-18	.333	25-21	.543	7-3	W2
Boston College	8-19	.296	21-25	.457	1-9	L6

### PLAYER OF THE WEEK

Week 1	Payton Green (GT, INF)
Week 2	Vance Honeycutt (UNC, OF)
Week 3	Alec Makarewicz (NCSU, INF)
Week 4	Blake Cyr (UM, INF)
Week 5	Carson DeMartini (VT, INF)
Week 6	Blake Wright (CLEM, INF)
Week 7	Parks Harber (UNC, INF)
Week 8	Nick Kurtz (WF, INF)
Week 9	Nick Kurtz (WF, INF)
Week 10	Matthew Ellis (GT, C)
Week 11	Cam Canarella (CLEM, OF)
Week 12	Blake Wright (CLEM, INF)
Week 13	
Week 14	

### PITCHER OF THE WEEK

Week 1	Cam Leiter (FSU, RHP)
Week 2	Jamie Arnold (FSU, LHP)
Week 3	<b>Jonathan Santucci</b> (Duke, LHP)
Week 4	Chase Burns (WF, RHP)
Week 5	Chase Burns (WF, RHP)
Week 6	Chase Burns (WF, RHP)
Week 7	Gage Ziehl (UM, RHP)
Week 8	Adian Knaak (CLEM, RHP) / Sebastian Gongora (LOU, LHP)
Week 9	Aidan Knaak (CLEM, RHP)
Week 10	<b>Charlie Beilenson</b> (Duke, RHP)
Week 11	Jason DeCaro (UNC, RHP)
Week 12	Chase Burns (WF, RHP)
Week 13	
Week 14	

## ACC HEADS BACK TO CHARLOTTE

The Atlantic Coast Conference and Charlotte Knights have agreed to bring the ACC Tournament back to Charlotte for the 50th season of ACC baseball. The last time the Blue Devils played in Charlotte was the 2021 season, a year where the program secured its first ACC Championship, defeating NC State, 1-0, to take the crown. The league also announced that the 2026, 28, and 30 championships would take place in Charlotte, while the 25, 27, and 29 championship would be held in Durham at the Durham Bulls Athletic Park.

## KICK THE DOOR DOWN

Rumors swirled immediately following the Blue Devils third Super Regional appearance in program history that head coach **Chris Pollard** was exploring options to leave the program. Thanks to backing from the Duke administration and support of the Blue Devil baseball family, the program is set to begin renovations on Historic Jack Coombs Field beginning at the end of the 2024 season. Renovations will include a new indoor facility with a locker room, batting cages, athletic training room, classrooms, coaches offices and indoor practice facility. Additionally renovations to the dugouts and press area at Jack Coombs Field are in the works. Pollard announced his commitment to Duke with a simple phrase that was coined in his postgame press conference following the exit of the 2023 Charlottesville Super Regional... "Kick the door down" with a GIF. Kick the door down and get to Omaha echos through the program today.

## NEW GEAR WITH A CAUSE

Duke baseball partnered with Wilson Baseball this season as the official equipment sponsor of the Blue Devils. A handful of Duke players are sporting a light blue glove for the 2024 campaign. Wilson has once again teamed up with Autism Speaks to collaborate and create the "Love the Moment" line of bats and gloves to spread the message of inclusion, acceptance and understanding for people on the autism spectrum. The Blue Devils have a history of supporting this cause by helping out with the Miracle League of Durham and hosting the Baseball Bonanza last season in conjunction with the Duke Center for Autism.

## DUKE UNIVERSITY TURNS 100

In 2024, Duke celebrates its Centennial, marking one hundred years since Trinity College became Duke University. Duke will use this historic milestone to deepen the understanding of its history, inspire pride and strengthen bonds and partnerships, and prepare for a second century of continued excellence and impactful leadership.

## D1BASEBALL.COM TOP-25 (MAY 6, 2024)

TEAM	RECORD	PREV. WEEK	PREV. RANK
1. Tennessee	39-9	2-2	3
2. Clemson	36-10	2-1	4
3. Texas A&M	40-8	2-2	1
4. Kentucky	35-10	2-1	8
5. Arkansas	40-9	3-2	2
6. East Carolina	37-9	2-1	5
7. Oregon State	35-12	2-2	6
8. Florida State	35-10	1-1	7
<b>9. Duke</b>	<b>32-14</b>	<b>2-0</b>	<b>10</b>
10. Virginia	35-12	2-0	11
11. North Carolina	35-11	2-0	12
12. Wake Forest	32-16	5-0	13
13. South Carolina	32-15	3-1	15
14. Mississippi State	32-16	3-1	16
15. Georgia	35-12	4-0	19
16. UC Irvine	34-10	2-2	9
17. Arizona	29-17	3-1	21
18. Oklahoma	29-17	3-1	22
19. Oklahoma State	32-16	2-2	14
20. Indiana State	34-10	3-1	24
21. Troy	34-15	3-1	NR
22. Louisiana	34-15	1-2	18
23. NC State	26-18	1-2	20
24. Oregon	32-15	3-1	NR
25. UC Santa Barbara	31-12	3-1	NR

*Dropped Out: Vanderbilt (17), Alabama (23), Utah (25)*

## DUKE IN THE POLLS

Week	Coaches Poll	NCBWA	D1Baseball	Baseball America	Perfect Game	RPI
Pre-Season	14	14	12	16	23	18
Week 2	14	12	12	13	17	7
Week 3	10	9	12	13	12	24
Week 4	11	10	12	12	11	13
Week 5	7	7	6	3	5	7
Week 6	9	9	9	6	9	35
Week 7	13	13	11	11	11	28
Week 8	10	9	9	9	7	19
Week 9	7	7	7	6	7	16
Week 10	8	8	7	6	8	25
Week 11	6	5	6	5	5	21
Week 12	8	12	10	8	8	19
Week 13	9	11	9	9	9	22
Week 14	-	-	-	-	-	-
Week 15	-	-	-	-	-	-
Week 16	-	-	-	-	-	-



12

Jonathan  
**SANTUCCI**

2024 STATS: 6-1, 3.54 ERA

HT: 6'2" WT: 205 B/T: L/L

DUKE DEBUT 2/20/2022 vs. VMI HOMETOWN Leominster, Mass.

CLASS Junior HIGH SCHOOL Phillips Academy

ARSENAL Fastball, Changeup, Slider

• In his 10 starts this season, Duke is 9-1 when Santucci takes the bump in game one of the series. The Blue Devils are also 5-1 in ACC play when they win the first game of the series or as we call it "Bird Day".

• Santucci was nearly flawless in his third outing of the season, earning ACC Pitcher of the Week honors against Akron. The lefty hurled six innings of one-hit baseball and struck out a career high 14 batters en route to his third victory of the season.

• The Leominster, Mass., native improved to 2-0 on the young season working six innings of scoreless baseball against Northwestern. He punched out a season high 10 strikeouts in his efficient outing, one shy of his career high that he posted against Wake Forest to open ACC play in 2023.

• Santucci returned to the mound for his first start of the 2024 season on Friday afternoon against Indiana at the Baseball at the Beach Tournament. The southpaw didn't skip a beat, working a smooth five innings in his first start back from injury. He allowed four hits and struck out seven to his two adrenaline filled walks early in the ballgame. The Blue Devils' ace looks to build on his season opening gem against Northwestern on Friday.

• Following a freak injury last season which sideline **Jonathan Santucci** for more than half the 2023 campaign, the junior left-hander returns as the Friday night ace for the Blue Devils in 2024. Many scouts and analysts, including *DIBaseball*, have noted that Santucci is back and might be even better than he was before the injury. That high praise and a solid Fall has skyrocketed Santucci's draft stock into the top-25 and some mock drafts have him going as high as No. 20 to the Toronto Blue Jays. *Perfect Game* tabbed Santucci as the No. 25 prospect in the country, while *DIBaseball* put the lefty at No. 36 in their fall reports.

• The Leominster, Mass., native earned his first preseason accolade of the 2024 season, being tabbed a second team preseason All-American by *DIBaseball*. Santucci was one of three pitchers to be named for the Blue Devils, who were one of two programs in the country with three or more pitchers across all three teams. He was also tabbed as a second team preseason All-American by *Baseball America*. In addition to his All-American nods, Santucci was pegged as the 7th-best starting pitcher in college baseball by *DIBaseball* this season.

• In 2022, Santucci was invited to the USA Collegiate National Team Training Camp, in Cary, North Carolina. The lefty ultimately did not make the team, but the lessons learned and experience from performing among some of the best in the country helped guide his journey the past few seasons.

• The former two-way star begins his junior campaign without a bat in his hands. Santucci has officially made the switch to being a pitcher only this season, allowing him to focus on his craft and future on the mound. "Obviously I know that my future in this sport is on the mound," Santucci said. "It has been a relieving thing to go to practice everyday and be able to focus on one aspect of my game. I have been able to dig deeper into the recovery process and the day-to-day activities that come with being a pitcher at this level."

2024 DAY-BY-DAY / CAREER INFO

Date	Opp.	Dec.	IP	H	R	ER	HR	BB	K	PIT/ST
2/16	IU	W, 6-3	5.0	4	0	0	0	2	7	86/53
2/23	NW	W, 2-0	6.0	5	0	0	0	3	10	92/60
3/1	AKR	W, 6-0	6.0	1	0	0	0	2	14	82/60
3/8	WF	ND, 8-5	2.2	6	5	5	1	3	4	68/36
3/15	CLEM	W, 5-2	5.0	2	2	1	1	3	11	96/59
3/22	NCSU	ND, 3-4	5.1	0	3	3	0	7	5	95/49
3/28	UVA	W, 9-4	5.0	2	2	2	0	4	6	101/53
4/5	UM	ND, 4-3	5.0	5	2	2	0	3	6	98/65
4/13	PITT	ND, 14-4	4.0	4	4	1	0	3	8	95/58
4/19	VT	ND, 9-8	4.0	6	5	4	0	4	6	98/52
4/26	FSU	L, 2-4	6.0	3	4	4	1	0	6	87/60
5/5	LONG	W, 11-1	2.0	1	0	0	0	0	3	30/19

CAREER PITCHING

YEAR	W-L	ERA	G	GS	IP	H	R	ER	BB	SO	HR
2022	2-3	4.17	20	7	41.0	32	22	19	20	58	4
2023	2-2	4.30	7	7	29.1	27	14	14	16	50	4
2024	6-1	3.54	12	12	56.0	39	27	22	34	86	4
<b>TOTAL</b>	<b>10-6</b>	<b>3.92</b>	<b>39</b>	<b>26</b>	<b>126.1</b>	<b>98</b>	<b>63</b>	<b>55</b>	<b>70</b>	<b>194</b>	<b>12</b>

DUKE PITCHING BREAKDOWN

	W-L-S	ERA	IP	H	R	ER	HR	BB	K	AVG	W-L-S	ERA	IP	H	R	ER	HR	BB	K	AVG	
STARTERS	14-7-0	4.56	162.0	134	91	82	19	82	213	.219	HOME	21-8-4	3.53	255.0	179	108	100	15	117	315	.195
RELIEVERS	18-7-10	3.95	248.1	184	124	109	24	133	294	.203	ROAD	12-6-6	5.27	155.1	139	107	91	28	98	192	.232
<b>TOTALS</b>	<b>33-14-10</b>	<b>4.19</b>	<b>410.1</b>	<b>318</b>	<b>215</b>	<b>191</b>	<b>43</b>	<b>215</b>	<b>507</b>	<b>.210</b>	<b>TOTALS</b>	<b>33-14-10</b>	<b>4.19</b>	<b>410.1</b>	<b>318</b>	<b>215</b>	<b>191</b>	<b>43</b>	<b>215</b>	<b>507</b>	<b>.210</b>



# SATURDAY STARTER

# 15

## Kyle JOHNSON

**2024 STATS: 3-1, 3.29 ERA**

**HT:** 6'1" **WT:** 205 **B/T:** R/L

**DUKE DEBUT** 2/17/2024 vs. George Mason **HOMETOWN** Leesburg, Va.

**CLASS** Freshman **PREVIOUS SCHOOL** Riverside

**ARSENAL** ChangeUp, Fastball, Slider

• On the road in Blacksburg, Va., Johnson posted the best outing of his career, worked 5.1 innings, allowing three hits and one run. He tied a career high with six strikeouts and held an explosive offense by the Hokies at bay.

• The Leesburg, Va., native returns to the weekend rotation following another scoreless inning to begin the midweek contest against Liberty. He allowed one hit and struck out a pair on 14 pitches. Johnson will be on a pitch count this weekend, but has returned to form following a three week hiatus.

• Johnson makes his first start on the mound, days after making his return to the mound following a lower body injury. He worked a scoreless inning in Duke's 7-4 victory to clinch the series over No. 9 Virginia on Saturday.

• Freshman **Kyle Johnson** made his weekend rotation debut on Sunday against the Zips and marks his first career start on the mound. Johnson has appeared in three games toeing the rubber for Duke this season, allowing three hits and one unearned run in his eight innings of work. He has punched out six batters, including a career high five against Northwestern on Sunday.

• Johnson is a two-way product from Leesburg, Va. and was the fifth overall prospect in the state and third overall outfielder. *DIBaseball* and Aaron Fitt tabbed Johnson as their preseason Freshman of the Year in the ACC.

• "A premium athlete with a powerful 6-1, 205 physique, Johnson pumped 92-95 mph heat against the Seahawks in the Fall and flashed an excellent changeup with good bottom that he was comfortable throwing to both lefties and righties." - *Aaron Fitt | DIBaseball*

• "He was one of the most impactful players in the Fall, had over a 1.000 OPS, his average exit velo was in the upper 90s. He really impacts the baseball at contact and has a really good understanding of the strike zone... If we had to start the season tomorrow, he's out there in right three out of the four games, and starting on the mound in the other." - Head coach **Chris Pollard** on Johnson.

### 2024 DAY-BY-DAY / CAREER INFO

Date	Opp.	Dec.	IP	H	R	ER	HR	BB	K	PIT/ST
2/17	GMU	W, 23-5	3.0	1	0	0	0	0	1	36/24
2/21	LU	ND, 4-2	2.0	1	1	0	0	0	0	28/17
2/25	NW	W, 20-9	3.0	1	0	0	0	0	5	46/33
3/3	AKR	W, 7-2	4.0	3	0	0	0	2	5	65/42
3/10	WF	ND, 10-8	4.0	3	2	2	1	2	2	65/37
3/30	UVA	ND, 7-4	1.0	2	0	0	0	0	1	18/13
4/2	LIB	ND, 9-4	1.0	1	0	0	0	0	2	14/10
4/6	UM	ND, 5-4	3.0	1	0	0	0	2	6	54/30
4/13	PITT	ND, 4-3	2.1	2	3	3	1	3	4	69/38
4/20	VT	ND, 1-2	5.1	3	1	1	0	2	6	87/49
4/27	FSU	L, 6-7	5.0	6	5	5	3	1	4	88/52
5/5	LONG	ND, 23-3	4.2	7	3	3	0	4	4	89/52

### CAREER PITCHING

YEAR	W-L	ERA	G	GS	IP	H	R	ER	BB	SO	HR
2024	3-1	3.29	12	8	38.1	31	15	14	16	40	5
<b>TOTAL</b>	<b>3-1</b>	<b>3.29</b>	<b>12</b>	<b>8</b>	<b>38.1</b>	<b>31</b>	<b>15</b>	<b>14</b>	<b>16</b>	<b>40</b>	<b>5</b>

### DUKE PITCHING BREAKDOWN

	W-L-S	ERA	IP	H	R	ER	HR	BB	K	AVG	W-L-S	ERA	IP	H	R	ER	HR	BB	K	AVG	
STARTERS	14-7-0	4.56	162.0	134	91	82	19	82	213	.219	HOME	21-8-4	3.53	255.0	179	108	100	15	117	315	.195
RELIEVERS	18-7-10	3.95	248.1	184	124	109	24	133	294	.203	ROAD	12-6-6	5.27	155.1	139	107	91	28	98	192	.232
<b>TOTALS</b>	<b>33-14-10</b>	<b>4.19</b>	<b>410.1</b>	<b>318</b>	<b>215</b>	<b>191</b>	<b>43</b>	<b>215</b>	<b>507</b>	<b>.210</b>	<b>TOTALS</b>	<b>33-14-10</b>	<b>4.19</b>	<b>410.1</b>	<b>318</b>	<b>215</b>	<b>191</b>	<b>43</b>	<b>215</b>	<b>507</b>	<b>.210</b>

## BULLPEN INFORMATION



# Jimmy ROMANO

RHP | R/R | 6-1 | 200 | JR.

Roseland, N.J. / Saint Joseph's Regional

### QUICK HITS

- Worked a career high 2.0 innings against Georgia Tech (5/12), striking out a pair
- Appeared in 16 games on the mound, recording 12 innings of work
- Posted first collegiate win against Rider (5/10), striking out one batter
- Tallied his first collegiate strikeouts against Saint Joseph's (2/19)

### SINGLE GAME CAREER HIGHS

Innings	2.0	vs. Georgia Tech (5/12/2023)
Strikeouts	3	at Pitt (4/13/2024)
Walks (Low)	0	vs. Longwood (5/5/2024)

### SPECIALTY STATS

	2024	CAREER GAMES
5+ Strikeout Games	-	-
10+ Strikeout Games	-	-
2 or Fewer Hits Allowed	21	37
Longest Scoreless Innings Streak	6.1	6.1
Wins in a Row*	1	2

\* - no decisions do not break a streak

\*\* - designates as current

Date	Opp.	Dec.	IP	H	R	ER	HR	BB	K	PIT/ST
2/18	CCU	ND, 5-3	1.1	0	0	0	0	0	2	20/12
2/21	LU	ND, 4-2	1.0	0	0	0	0	1	0	17/7
2/27	DAV	ND, 17-0	1.0	0	0	0	0	0	2	12/8
3/2	AKR	ND, 3-4	1.0	0	0	0	0	1	2	16/9
3/10	WF	W, 10-8	1.1	2	1	1	1	0	3	28/18
3/12	RID	ND, 2-6	0.1	1	0	0	0	1	0	10/5
3/16	CLEM	ND, 7-8	1.1	0	0	0	0	0	3	14/10
3/17	CLEM	ND, 6-8	1.0	0	0	0	0	0	1	12/8
3/22	NCSU	ND, 3-4	0.1	0	0	0	0	0	1	5/3
3/26	CAM	ND, 11-1	1.0	0	0	0	0	0	1	21/12
3/30	UVA	ND, 7-4	0.0	1	0	0	0	0	0	2/1
4/2	LIB	ND, 9-4	0.0	1	0	0	0	0	0	6/3
4/6	UM	ND, 5-4	0.1	0	0	0	0	0	1	4/4
4/7	UM	ND, 11-10	1.1	0	0	0	0	0	0	12/8
4/9	W&M	ND, 2-4	0.1	0	0	0	0	2	0	14/3
4/13	PITT	ND, 4-3	1.1	1	0	0	0	0	3	22/15
4/14	PITT	L, 10-11	0.2	3	3	3	0	0	1	17/12
4/20	VT	ND, 1-2	0.2	0	0	0	0	1	2	15/9
4/21	VT	ND, 13-10	1.0	0	0	0	0	0	2	14/10
4/26	FSU	ND, 2-4	0.1	0	0	0	0	0	0	4/2
4/27	FSU	ND, 6-7	0.2	1	2	2	0	1	1	20/12
5/5	LONG	ND, 11-1	1.0	1	0	0	0	0	2	15/9

### CAREER PITCHING

YEAR	W-L	ERA	G	GS	IP	H	R	ER	BB	SO	HR
2023	1-1	6.00	16	0	12.0	14	10	8	8	13	3
2024	1-1	3.12	22	0	17.1	11	6	6	7	27	1
<b>TOTAL</b>	<b>2-2</b>	<b>4.30</b>	<b>38</b>	<b>0</b>	<b>29.1</b>	<b>25</b>	<b>16</b>	<b>14</b>	<b>15</b>	<b>40</b>	<b>4</b>



# Andrew HEALY

LHP | L/L | 6-6 | 200 | SO.

Glen Mills, Pa. / William Penn Charter

### QUICK HITS

- Dick Howser Pitcher of the Month - April (2023)
- Preseason NCBWA Third Team All-American (2024)
- Perfect Game Freshman First Team All-American (2023)
- NCBWA Freshman All-American (2023)
- Collegiate Baseball Freshman All-American (2023)
- Recorded a perfect 5-0 record and a 0.00 ERA in the month of April
- Started 11 games, working 42.2 innings while allowing 11 earned runs and struck out 45 batters to his seven walks

### SINGLE GAME CAREER HIGHS

Innings	5.0	at NC State (3/24/2024)
Strikeouts	9	vs. Akron (3/2/2024)
Walks (Low)	0	vs. Rider (6/3/2023)

### SPECIALTY STATS

	2024	CAREER GAMES
5+ Strikeout Games	3	6
10+ Strikeout Games	-	-
2 or Fewer Hits Allowed	3	16
Longest Scoreless Innings Streak	-	12.0
Wins in a Row*	1**	6

\* - no decisions do not break a streak

\*\* - designates as current

Date	Opp.	Dec.	IP	H	R	ER	HR	BB	K	PIT/ST
2/17	GMU	ND, 23-5	3.0	3	3	3	1	2	4	64/38
2/24	NW	W, 8-2	4.0	4	1	0	0	2	3	84/56
3/2	AKR	ND, 3-4	5.0	4	1	1	0	1	9	84/60
3/9	WF	L, 3-6	4.0	4	6	6	2	4	3	77/43
3/16	CLEM	ND, 7-8	1.0	2	1	1	0	1	1	28/15
3/24	NCSU	W, 13-2	5.0	2	2	2	2	1	6	61/43
3/30	UVA	ND, 7-4	4.0	5	2	2	0	1	5	76/49
5/7	ECU	ND, 5-2	1.2	0	0	0	0	1	1	25/12

### CAREER PITCHING

YEAR	W-L	ERA	G	GS	IP	H	R	ER	BB	SO	HR
2023	5-1	2.32	19	11	42.2	40	19	11	7	45	1
2024	2-1	4.88	8	8	27.2	24	16	14	13	32	5
<b>TOTAL</b>	<b>7-2</b>	<b>3.33</b>	<b>27</b>	<b>19</b>	<b>70.1</b>	<b>64</b>	<b>35</b>	<b>26</b>	<b>20</b>	<b>77</b>	<b>6</b>

## BULLPEN INFORMATION

# 4

## Gabe NARD

RHP | R/R | 5-11 | 190 | SO.  
Shaker Heights, Ohio / St. Ignatius

### QUICK HITS

- First collegiate win at Liberty (4/2)
- Appeared in 21 games out of the bullpen in 2023
- Worked 27.0 innings, recording 22 strikeouts
- Posted a career high 2.2 innings of work against Campbell (4/25)
- Punched out a career high four batters against Davidson (4/11)

### SINGLE GAME CAREER HIGHS

Innings	3.1	vs. Clemson (3/16/2024)
Strikeouts	5	at Pitt (4/13/2024)
Walks (Low)	0	vs. Longwood (5/5/2024)

### SPECIALTY STATS

	2024	CAREER GAMES
5+ Strikeout Games	1	1
10+ Strikeout Games	-	-
2 or Fewer Hits Allowed	19	36
Longest Scoreless Innings Streak	7.2	7.2
Wins in a Row*	2**	2**

\* - no decisions do not break a streak

\*\* - designates as current

Date	Opp.	Dec.	IP	H	R	ER	HR	BB	K	PIT/ST
2/17	GMU	ND, 23-5	2.0	2	1	1	0	1	2	44/30
2/21	LU	ND, 4-2	2.0	0	0	0	0	0	3	29/17
2/24	NW	ND, 8-2	1.1	1	0	0	0	0	0	24/15
3/1	AKR	ND, 6-0	1.0	1	0	0	0	0	2	18/12
3/2	AKR	ND, 3-4	1.0	0	0	0	0	0	0	11/7
3/5	APP	ND, 28-2	0.1	0	0	0	0	0	0	2/2
3/8	WF	ND, 8-5	2.0	1	0	0	0	2	2	33/20
3/10	WF	ND, 10-8	0.2	1	2	2	0	1	1	14/7
3/16	CLEM	L, 7-8	3.1	3	2	2	0	3	3	52/30
3/22	NCSU	L, 3-4	2.0	3	1	1	0	1	1	33/18
3/24	NCSU	ND, 13-2	0.1	0	0	0	0	0	1	4/3
3/26	CAM	ND, 11-1	1.0	1	1	1	0	1	0	15/9
3/28	UVA	ND, 9-4	2.0	1	1	1	0	0	1	31/22
4/2	LIB	W, 9-4	2.0	1	0	0	0	0	1	29/21
4/5	UM	ND, 4-3	1.0	2	1	1	0	2	1	30/15
4/7	UM	ND, 11-10	0.1	0	0	0	0	0	0	7/6
4/13	PITT	W, 14-4	3.0	1	0	0	0	1	5	44/25
4/16	GWU	ND, 2-1	3.0	1	0	0	0	1	2	44/28
4/19	VT	ND, 9-8	1.1	4	0	0	0	0	2	27/18
4/21	VT	ND, 13-10	1.2	4	4	1	0	2	1	34/20
4/27	FSU	ND, 6-7	2.1	0	0	0	0	2	0	33/16
5/5	LONG	ND, 11-1	1.0	0	0	0	0	0	1	15/10
5/7	ECU	ND, 5-2	0.1	0	0	0	0	1	0	8/2

### CAREER PITCHING

YEAR	W-L	ERA	G	GS	IP	H	R	ER	BB	SO	HR
2023	0-1	5.76	21	0	25.0	29	18	16	16	19	2
2024	2-2	2.57	23	1	35.0	27	13	10	18	29	0
<b>TOTAL</b>	<b>2-3</b>	<b>3.90</b>	<b>44</b>	<b>1</b>	<b>60.0</b>	<b>56</b>	<b>31</b>	<b>26</b>	<b>34</b>	<b>48</b>	<b>2</b>

# 8

## Josh ALLEN

LHP | L/L | 6-1 | 200 | SR.  
Oviedo, Fla. / Oviedo

### QUICK HITS

- Tallied first outing in 464 days against Northwestern
- Missed the 2023 season due to injury
- Posted a 4-4 record in 49 career appearances with a 6.20 ERA
- Eighth-rated lefty in the state of Florida as an incoming freshman and 69th-rated player in the state according to *Perfect Game*
- Recorded a career high five strikeouts against Appalachian State (2/22/2022)

### SINGLE GAME CAREER HIGHS

Innings	3.0	at Wake Forest (4/10/2022)
Strikeouts	5	vs. App State (2/22/2022)
Walks (Low)	0	vs. Miami (4/7/2024)

### SPECIALTY STATS

	2024	CAREER GAMES
5+ Strikeout Games	-	1
10+ Strikeout Games	-	-
2 or Fewer Hits Allowed	5	47
Longest Scoreless Innings Streak	2.1	10.0
Wins in a Row*	-	3

\* - no decisions do not break a streak

\*\* - designates as current

Date	Opp.	Dec.	IP	H	R	ER	HR	BB	K	PIT/ST
2/25	NW	ND, 20-9	1.0	0	0	0	0	1	1	13/6
3/2	AKR	ND, 3-4	1.0	1	0	0	0	0	2	15/11
3/9	WF	ND, 3-6	0.1	0	0	0	0	1	0	10/4
3/13	RID	ND, 18-4	1.0	0	0	0	0	1	1	17/10
3/16	CLEM	ND, 7-8	0.0	1	1	1	1	0	0	4/2
3/29	UVA	ND, 3-7	0.2	1	1	1	0	1	0	13/8
4/7	UM	ND, 11-10	0.1	0	0	0	0	0	0	2/2
4/21	VT	ND, 13-10	0.1	0	0	0	0	1	0	6/2
4/23	CAM	ND, 4-18	1.0	1	3	2	0	2	1	28/14

### CAREER PITCHING

YEAR	W-L	ERA	G	GS	IP	H	R	ER	BB	SO	HR
2021	3-1	5.64	22	0	22.1	26	20	14	8	21	7
2022	1-3	6.52	27	0	38.2	42	31	28	18	48	8
2023					- Injured -						
2024	0-0	6.35	9	0	5.2	4	5	4	7	5	1
<b>TOTAL</b>	<b>4-4</b>	<b>6.21</b>	<b>58</b>	<b>0</b>	<b>66.2</b>	<b>72</b>	<b>56</b>	<b>46</b>	<b>33</b>	<b>74</b>	<b>16</b>

## BULLPEN INFORMATION



Owen  
**PROKSCH**

LHP | L/L | 6-3 | 225 | SO.  
Southlake, Texas / Carroll Senior

### QUICK HITS

- Appeared in 32 games in 2023, posting a 5-3 record on the mound
- Fanned 40 batters in his debut season, including a career high four punchouts against Coastal Carolina in the Conway Regional (6/4)
- 2022 All-State First Team OF and LHP his senior season of high school
- 2022 State Championship MVP recipient his senior season

### SINGLE GAME CAREER HIGHS

Innings	3.0	vs. Wake Forest (3/11/2023)
Strikeouts	4	at Coastal Carolina (6/4/2023)
Walks (Low)	0	at Virginia Tech (4/21/2024)

### SPECIALTY STATS

	2024	CAREER GAMES
5+ Strikeout Games	-	-
10+ Strikeout Games	-	-
2 or Fewer Hits Allowed	17	45
Longest Scoreless Innings Streak	8.0	8.0
Wins in a Row*	3**	6

\* - no decisions do not break a streak

\*\* - designates as current

Date	Opp.	Dec.	IP	H	R	ER	HR	BB	K	PIT/ST
2/16	IU	ND, 6-3	1.1	4	3	3	2	1	1	37/23
2/18	CCU	ND, 5-3	1.0	1	0	0	0	0	1	16/10
2/23	NW	ND, 2-0	2.0	1	0	0	0	1	3	42/25
3/8	WF	W, 8-5	1.1	0	0	0	0	0	1	16/11
3/10	WF	ND, 10-8	1.0	0	0	0	0	2	2	27/17
3/15	CLEM	ND, 5-2	1.1	1	0	0	0	2	0	33/19
3/17	CLEM	ND, 6-8	1.2	1	1	1	0	0	2	26/17
3/22	NCSU	ND, 3-4	0.1	1	0	0	0	2	0	17/6
3/23	NCSU	ND, 8-9	0.1	0	0	0	0	0	1	5/4
3/26	CAM	W, 11-1	2.0	2	0	0	0	0	1	31/19
3/30	UVA	ND, 7-4	0.2	1	1	1	0	0	1	14/8
4/2	LIB	ND, 9-4	2.0	2	1	1	0	0	0	23/15
4/5	UM	ND, 4-3	1.0	1	0	0	0	1	2	17/9
4/7	UM	ND, 11-10	0.0	1	2	2	0	1	0	10/4
4/13	PITT	ND, 4-3	1.1	0	0	0	0	1	0	23/11
4/19	VT	ND, 9-8	1.1	2	3	2	1	1	3	36/20
4/21	VT	W, 13-10	0.2	0	0	0	0	0	1	5/4
4/27	FSU	ND, 6-7	0.1	1	0	0	0	1	0	16/9

### CAREER PITCHING

YEAR	W-L	ERA	G	GS	IP	H	R	ER	BB	SO	HR
2023	5-3	4.85	32	0	39.0	35	21	21	20	40	4
2024	3-0	4.74	18	0	19.0	19	11	10	13	19	3
<b>TOTAL</b>	<b>8-3</b>	<b>4.81</b>	<b>50</b>	<b>0</b>	<b>58.0</b>	<b>54</b>	<b>32</b>	<b>31</b>	<b>33</b>	<b>59</b>	<b>7</b>



Aidan  
**WEAVER**

RHP | R/R | 6-5 | 230 | SO.  
Jamison, Pa. / Central Bucks-East

### QUICK HITS

- Posted a 3-3 record in 2023, with a 4.86 ERA as a bullpen arm for the Blue Devils
- Punched out 36 batters in his first season at Duke, holding opponents to .238 average at the plate
- Allowed just eight extra base hits out of his 30 hits allowed
- No. 56 rated prospect in the 2022 class and the No. 3 prospect in the state of Pennsylvania

### SINGLE GAME CAREER HIGHS

Innings	3.0	vs. Rider (5/10/2023)
Strikeouts	4	vs. Coastal Carolina (2/18/2024)
Walks (Low)	0	vs. Longwood (5/5/2024)

### SPECIALTY STATS

	2024	CAREER GAMES
5+ Strikeout Games	-	-
10+ Strikeout Games	-	-
2 or Fewer Hits Allowed	7	29
Longest Scoreless Innings Streak	-	9.0
Wins in a Row*	1	2

\* - no decisions do not break a streak

\*\* - designates as current

Date	Opp.	Dec.	IP	H	R	ER	HR	BB	K	PIT/ST
2/18	CCU	W, 5-3	2.2	2	1	0	0	1	4	46/28
2/25	NW	ND, 20-9	1.0	3	3	2	1	2	2	41/20
3/2	AKR	L, 3-4	0.1	1	3	3	0	1	0	14/8
3/5	APP	ND, 28-2	0.2	1	2	2	0	3	0	22/10
3/12	RID	ND, 2-6	1.0	1	1	1	0	2	2	22/11
4/7	UM	ND, 11-10	0.2	2	3	3	1	1	0	27/14
4/21	VT	ND, 13-10	0.0	0	0	0	0	0	0	5/1
5/5	LONG	ND, 23-3	1.0	1	0	0	0	0	2	21/11

### CAREER PITCHING

YEAR	W-L	ERA	G	GS	IP	H	R	ER	BB	SO	HR
2023	3-3	4.86	24	3	33.1	30	20	18	22	36	3
2024	1-1	14.14	8	2	7.0	11	13	11	10	10	2
<b>TOTAL</b>	<b>4-4</b>	<b>6.47</b>	<b>32</b>	<b>5</b>	<b>40.1</b>	<b>41</b>	<b>33</b>	<b>29</b>	<b>32</b>	<b>46</b>	<b>5</b>



## BULLPEN INFORMATION



**Edward HART**

LHP | L/L | 6-5 | 235 | SO.  
San Antonio, Texas / Alamo Heights

### QUICK HITS

- Posted a 1-1 record on the mound for the Blue Devils in 2023, working 15 innings
- Punched out 16 batters and walked seven in his outings
- Finished his high school career in the Top-100 in the state of Texas for strikeouts and ERA
- First Team All-District Pitcher at Alamo Heights High School his junior and senior years

### SINGLE GAME CAREER HIGHS

Innings	2.0	at Miami (5/20/2023)
Strikeouts	4	vs. Campbell (4/4/2023)
Walks (Low)	0	at Virginia Tech (4/21/2024)

### SPECIALTY STATS

	2024	CAREER GAMES
5+ Strikeout Games	-	-
10+ Strikeout Games	-	-
2 or Fewer Hits Allowed	11	23
Longest Scoreless Innings Streak	1.0	3.1
Wins in a Row*	1**	1**

\* - no decisions do not break a streak

\*\* - designates as current

Date	Opp.	Dec.	IP	H	R	ER	HR	BB	K	PIT/ST
2/24	NW	ND, 8-2	1.1	0	0	0	0	0	1	18/13
3/1	AKR	ND, 6-0	1.0	0	0	0	0	0	1	11/9
3/3	AKR	ND, 7-2	0.1	0	0	0	0	0	0	5/2
3/5	APP	ND, 28-2	0.1	0	0	0	0	0	0	3/1
3/12	RID	ND, 2-6	0.2	2	2	2	0	1	0	17/8
3/13	RID	ND, 18-4	1.0	0	0	0	0	1	1	16/10
3/16	CLEM	ND, 7-8	0.1	1	1	1	1	0	1	6/4
3/19	TOW	ND, 12-2	1.1	2	2	0	0	2	2	36/22
3/30	UVA	W, 7-4	0.1	0	0	0	0	0	0	3/2
4/2	LIB	ND, 9-4	0.1	0	0	0	0	0	1	4/3
4/7	UM	ND, 11-10	0.0	0	1	1	0	1	0	7/3
4/21	VT	ND, 13-10	0.2	3	2	2	0	0	0	16/10
4/23	CAM	ND, 4-18	1.0	3	3	3	1	0	1	24/12

### CAREER PITCHING

YEAR	W-L	ERA	G	GS	IP	H	R	ER	BB	SO	HR
2023	1-1	7.80	16	0	15.0	22	16	13	7	16	3
2024	1-0	9.35	13	0	8.2	11	11	9	5	8	2
<b>TOTAL</b>	<b>2-1</b>	<b>8.37</b>	<b>29</b>	<b>0</b>	<b>23.2</b>	<b>33</b>	<b>27</b>	<b>22</b>	<b>12</b>	<b>24</b>	<b>5</b>



**Jonathan SANTUCCI**

LHP | L/L | 6-2 | 205 | JR.  
Leominster, Mass. / Phillips Academy

### QUICK HITS

- No. 25 prospect in the 2024 MLB Entry Draft by *Perfect Game*
- 2nd Team preseason *DBaseball* All-American
- 2022 USA Baseball Collegiate National Team Camp Invite
- Started seven games in 2023 before missing the remainder of the season due to injury
- Tallied 38 punchouts to just four walks in his first four starts of the season
- Recorded a career high 11 batters against Wake Forest (3/10)
- Rated the No. 26 prospect in the country entering his collegiate baseball career and the eighth-ranked player in the ACC
- Second rated recruit out of Massachusetts and the 64th overall prospect in the class of 2022

### SINGLE GAME CAREER HIGHS

Innings	6.0	vs. Florida State (4/26/2024)
Strikeouts	14	vs. Akron (3/1/2024)
Walks (Low)	0	vs. Longwood (5/5/2024)

### SPECIALTY STATS

	2024	CAREER GAMES
5+ Strikeout Games	6	16
10+ Strikeout Games	3	5
2 or Fewer Hits Allowed	5	22
Longest Scoreless Innings Streak	17.0	17.0
Wins in a Row*	5	5

\* - no decisions do not break a streak

\*\* - designates as current

Date	Opp.	Dec.	IP	H	R	ER	HR	BB	K	PIT/ST
2/16	IU	W, 6-3	5.0	4	0	0	0	2	7	86/53
2/23	NW	W, 2-0	6.0	5	0	0	0	3	10	92/60
3/1	AKR	W, 6-0	6.0	1	0	0	0	2	14	82/60
3/8	WF	ND, 8-5	2.2	6	5	5	1	3	4	68/36
3/15	CLEM	W, 5-2	5.0	2	2	1	1	3	11	96/59
3/22	NCSU	ND, 3-4	5.1	0	3	3	0	7	5	95/49
3/28	UVA	W, 9-4	5.0	2	2	2	0	4	6	101/53
4/5	UM	ND, 4-3	5.0	5	2	2	0	3	6	98/65
4/13	PITT	ND, 14-4	4.0	4	4	1	0	3	8	95/58
4/19	VT	ND, 9-8	4.0	6	5	4	0	4	6	98/52
4/26	FSU	L, 2-4	6.0	3	4	4	1	0	6	87/60
5/5	LONG	W, 11-1	2.0	1	0	0	0	0	3	30/19

### CAREER PITCHING

YEAR	W-L	ERA	G	GS	IP	H	R	ER	BB	SO	HR
2022	2-3	4.17	20	7	41.0	32	22	19	20	58	4
2023	2-2	4.30	7	7	29.1	27	14	14	16	50	4
2024	6-1	3.54	12	12	56.0	39	27	22	34	86	4
<b>TOTAL</b>	<b>10-6</b>	<b>3.92</b>	<b>39</b>	<b>26</b>	<b>126.1</b>	<b>98</b>	<b>63</b>	<b>55</b>	<b>70</b>	<b>194</b>	<b>12</b>

## BULLPEN INFORMATION



**Kyle JOHNSON**

**LHP** | R/L | 6-1 | 205 | FR.  
Leesburg, Va. / Riverside

### QUICK HITS

- A two-way product from Virginia, Johnson was the fifth overall prospect in the state and third overall outfielder
- Earned 2023 Perfect Game Preseason All-American and All-Region First Team
- "A premium athlete with a powerful 6-1, 205 physique, Johnson pumped 92-95 mph heat against the Seahawks and flashed an excellent changeup with good bottom that he was comfortable throwing to lefties and righties" - Aaron Fitt | D1Baseball
- "He was one of the most impactful players in the fall, had over a 1.000 OPS, his average exit velo was in the upper 90s. He really impacts the baseball at contact and has a really good understanding of the strike zone... If we had to the start the season tomorrow, he's out there in right three out of the four games, and starting on the mound the other game" - **Chris Pollard** | Duke Head Coach

### SINGLE GAME CAREER HIGHS

Innings	5.1	at Virginia Tech (4/20/2024)
Strikeouts	6	at Virginia Tech (4/20/2024)
Walks (Low)	0	at Liberty (4/2/2024)

### SPECIALTY STATS

	2024	CAREER GAMES
5+ Strikeout Games	4	4
10+ Strikeout Games	-	-
2 or Fewer Hits Allowed	7	7
Longest Scoreless Innings Streak	5.0	7.2
Wins in a Row*	3	3

\* - no decisions do not break a streak

\*\* - designates as current



**Jackson EMUS**

**RHP** | R/R | 6-5 | 240 | GR.  
Clinton, Mass. / Princeton

### QUICK HITS

- Transferred to Duke for the 2024 season from Princeton
- Started and struckout nine batters in a combined no-hitter against Yale (3/31/2023)
- Tabbed the Ivy Pitcher of the Week (twice)
- Academic All-Ivy (2022-23)
- Punched out a career high 13 Rams against VCU during the 2022 campaign

### SINGLE GAME CAREER HIGHS

Innings	8.0	vs. Harvard (4/23/2022)
Strikeouts	13	at VCU (3/5/2022)
Walks (Low)	0	vs. Rider (3/13/2024)

### SPECIALTY STATS

	2024	CAREER GAMES
5+ Strikeout Games	2	11
10+ Strikeout Games	-	2
2 or Fewer Hits Allowed	11	18
Longest Scoreless Innings Streak	3.0	3.0
Wins in a Row*	-	2**

\* - no decisions do not break a streak

\*\* - designates as current

Date	Opp.	Dec.	IP	H	R	ER	HR	BB	K	PIT/ST
2/17	GMU	W, 23-5	3.0	1	0	0	0	0	1	36/24
2/21	LU	ND, 4-2	2.0	1	1	0	0	0	0	28/17
2/25	NW	W, 20-9	3.0	1	0	0	0	0	5	46/33
3/3	AKR	W, 7-2	4.0	3	0	0	0	2	5	65/42
3/10	WF	ND, 10-8	4.0	3	2	2	1	2	2	65/37
3/30	UVA	ND, 7-4	1.0	2	0	0	0	0	1	18/13
4/2	LIB	ND, 9-4	1.0	1	0	0	0	0	2	14/10
4/6	UM	ND, 5-4	3.0	1	0	0	0	2	6	54/30
4/13	PITT	ND, 4-3	2.1	2	3	3	1	3	4	69/38
4/20	VT	ND, 1-2	5.1	3	1	1	0	2	6	87/49
4/27	FSU	L, 6-7	5.0	6	5	5	3	1	4	88/52
5/5	LONG	ND, 23-3	4.2	7	3	3	0	4	4	89/52

### CAREER PITCHING

YEAR	W-L	ERA	G	GS	IP	H	R	ER	BB	SO	HR
2024	3-1	3.29	12	8	38.1	31	15	14	16	40	5
<b>TOTAL</b>	<b>3-1</b>	<b>3.29</b>	<b>12</b>	<b>8</b>	<b>38.1</b>	<b>31</b>	<b>15</b>	<b>14</b>	<b>16</b>	<b>40</b>	<b>5</b>

Date	Opp.	Dec.	IP	H	R	ER	HR	BB	K	PIT/ST
2/25	NW	ND, 20-9	0.1	1	0	0	0	0	0	6/5
3/5	APP	ND, 28-2	1.0	0	0	0	0	0	0	11/6
3/9	WF	ND, 3-6	1.2	2	0	0	0	0	3	34/21
3/13	RID	ND, 18-4	3.0	5	4	3	0	0	5	47/33
3/17	CLEM	ND, 6-8	0.2	0	0	0	0	0	1	12/7
3/19	TOW	ND, 12-2	1.2	0	0	0	0	0	4	36/22
3/23	NCSU	ND, 8-9	0.2	2	2	2	1	1	1	21/13
3/29	UVA	ND, 3-7	0.2	0	0	0	0	1	2	16/8
4/7	UM	ND, 11-10	0.1	0	0	0	0	0	1	3/3
4/9	W&M	ND, 2-4	3.1	1	1	1	1	1	6	65/42
4/16	GWU	ND, 2-1	3.0	2	1	1	0	3	7	59/34
4/19	VT	ND, 9-8	0.1	0	0	0	0	0	0	3/2
4/21	VT	ND, 13-10	0.0	1	2	2	1	2	0	13/3
4/23	CAM	ND, 4-18	1.0	2	5	5	2	2	1	43/24

### CAREER PITCHING

YEAR	W-L	ERA	G	GS	IP	H	R	ER	BB	SO	HR
2022	2-6	4.76	12	11	68.0	66	43	36	23	69	9
2023	2-3	7.22	14	12	57.1	56	47	46	34	65	6
2024	0-0	7.13	14	1	17.2	16	15	14	10	31	5
<b>TOTAL</b>	<b>4-9</b>	<b>6.04</b>	<b>40</b>	<b>24</b>	<b>143.0</b>	<b>138</b>	<b>105</b>	<b>96</b>	<b>67</b>	<b>165</b>	<b>20</b>

## BULLPEN INFORMATION

# 17

## James TALLON

LHP | L/L | 6-5 | 235 | SO.  
San Antonio, Texas / Alamo Heights

### QUICK HITS

- Stopper of the Year Finalist (2023), All-ACC Second Team (2023), All-ACC Freshman Team (2023), Collegiate Baseball Freshman All-American (2023), NCBWA Freshman All-American (2023), ABCA/Rawlings All-Region (2023), NCBWA First Team All-American (2023), D1Baseball First Team Freshman All-American (2023), Baseball America First Team Freshman All-American (2023)
- Third team preseason *D1Baseball* All-American, First team preseason *NCBWA* All-American, Stopper of the Year Watch List (2024)
- Broke the single season saves record at Duke with his 12th in game on against Virginia in the Charlottesville Super Regional (6/9)
- Tallied 33 innings of work, striking out 54 batters to just 11 walks
- Held opponents to a .185 batting average against in 23 games last season

### SINGLE GAME CAREER HIGHS

Innings	2.0	vs. Florida State (4/28/2024)
Strikeouts	4	vs. Georgia Tech (5/13/2023)
Walks (Low)	0	vs. East Carolina (5/7/2024)

### SPECIALTY STATS

	2024	CAREER GAMES
5+ Strikeout Games	-	-
10+ Strikeout Games	-	-
2 or Fewer Hits Allowed	15	36
Longest Scoreless Innings Streak	8.0	9.0
Wins in a Row*	1**	1**

\* - no decisions do not break a streak

\*\* - designates as current

Date	Opp.	Dec.	IP	H	R	ER	HR	BB	K	PIT/ST
2/18	CCU	ND, 5-3	1.1	0	1	0	0	3	1	32/16
2/25	NW	ND, 20-9	0.2	2	6	6	0	4	0	33/15
3/5	APP	ND, 28-2	1.0	1	0	0	0	0	3	14/11
3/10	WF	ND, 10-8	1.0	1	0	0	0	0	2	22/14
3/16	CLEM	ND, 7-8	2.0	0	0	0	0	2	1	28/18
3/23	NCSU	ND, 8-9	2.0	1	0	0	0	0	3	32/25
3/28	UVA	ND, 9-4	2.0	2	1	1	0	0	1	34/24
3/30	UVA	ND, 7-4	1.0	1	0	0	0	0	1	18/11
4/6	UM	ND, 5-4	0.2	2	2	2	0	1	1	30/18
4/9	W&M	ND, 2-4	0.2	0	0	0	0	0	2	13/8
4/14	PITT	ND, 10-11	1.2	5	4	4	2	1	4	37/22
4/20	VT	ND, 1-2	0.2	0	0	0	0	0	1	9/7
4/21	VT	ND, 13-10	0.2	0	0	0	0	0	1	11/8
4/26	FSU	ND, 2-4	1.0	1	0	0	0	0	0	11/9
4/28	FSU	W, 16-4	2.0	1	0	0	0	0	3	25/19
5/5	LONG	ND, 11-1	1.0	0	0	0	0	0	1	6/6
5/7	ECU	ND, 5-2	1.2	0	0	0	0	2	1	23/12

### CAREER PITCHING

YEAR	W-L	ERA	G	GS	IP	H	R	ER	BB	SO	HR
2023	1-1	1.64	23	0	33.0	22	12	6	11	54	4
2024	1-0	5.57	17	0	20.0	17	14	13	13	26	2
<b>TOTAL</b>	<b>2-1</b>	<b>3.23</b>	<b>40</b>	<b>0</b>	<b>53.0</b>	<b>39</b>	<b>26</b>	<b>19</b>	<b>24</b>	<b>80</b>	<b>6</b>

# 19

## Tim NOONE

LHP | R/L | 6-0 | 190 | GR.  
Needham, Mass. / Babson College

### QUICK HITS

- Transfer from Babson College
- 2023 D3Baseball.com third team All-American
- 2023 ABCA Region I first team recipient and 2023 D3Baseball.com Region I first team
- Has tallied a career mark of 11-4 with a 2.60 ERA on the bump
- Struck out 119 career batters and allowed 35 earned runs

### SINGLE GAME CAREER HIGHS

Innings	9.0	at Clark University (5/6/2023)
Strikeouts	13	vs. Salem St. (3/26/2023)
Walks (Low)	0	vs. Florida State (4/27/2024)

### SPECIALTY STATS

	2024	CAREER GAMES
5+ Strikeout Games	2	15
10+ Strikeout Games	-	3
2 or Fewer Hits Allowed	12	17
Longest Scoreless Innings Streak	7.2	24.0
Wins in a Row*	3	5

\* - no decisions do not break a streak

\*\* - designates as current

Date	Opp.	Dec.	IP	H	R	ER	HR	BB	K	PIT/ST
2/21	LU	W, 4-2	3.0	2	1	1	0	0	4	41/29
2/24	NW	ND, 8-2	1.0	2	1	1	0	0	2	12/10
2/27	DAV	W, 17-0	4.0	1	0	0	0	2	5	58/36
3/2	AKR	ND, 3-4	0.2	1	0	0	0	0	1	9/7
3/5	APP	W, 28-2	3.0	1	0	0	0	0	6	46/29
3/12	RID	L, 2-6	3.0	4	3	3	0	0	3	51/35
3/17	CLEM	ND, 6-8	1.1	1	2	2	1	0	1	34/20
3/19	TOW	ND, 12-2	2.0	0	0	0	0	0	2	20/15
3/26	CAM	ND, 11-1	1.0	1	0	0	0	0	1	25/19
3/29	UVA	ND, 3-7	4.2	0	0	0	0	0	3	63/42
4/2	LIB	ND, 9-4	1.0	2	1	1	0	1	2	27/14
4/7	UM	ND, 11-10	1.0	4	2	2	0	0	0	20/14
4/9	W&M	L, 2-4	1.2	3	3	3	1	1	3	42/27
4/21	VT	ND, 13-10	1.1	1	0	0	0	0	2	18/14
4/23	CAM	L, 4-18	1.1	4	5	5	1	1	1	29/20
4/27	FSU	ND, 6-7	0.1	0	0	0	0	0	0	4/2

### CAREER PITCHING

YEAR	W-L	ERA	G	GS	IP	H	R	ER	BB	SO	HR
2022	5-2	3.31	9	9	49.0	42	20	18	14	46	2
2023	6-2	2.13	11	10	72.0	52	17	17	10	73	5
2024	3-3	5.34	16	8	30.1	27	18	18	5	36	3
<b>TOTAL</b>	<b>14-7</b>	<b>3.15</b>	<b>36</b>	<b>27</b>	<b>151.0</b>	<b>121</b>	<b>55</b>	<b>53</b>	<b>29</b>	<b>155</b>	<b>10</b>





## BULLPEN INFORMATION



**Camron  
POE**

LHP | L/L | 6-3 | 215 | FR.

Chesterfield, Mo. / Christian Brothers College

### QUICK HITS

- Rated the No. 4 left-handed pitcher in the state of Missouri and the No. 6 overall prospect in the state
- 2023 *Perfect Game* Preseason All-American and All-Region Teams
- 2022 National Showcase participant

### SINGLE GAME CAREER HIGHS

Innings	0.0	-
Strikeouts	0	-
Walks (Low)	0	-

### SPECIALTY STATS

	2024	CAREER GAMES
5+ Strikeout Games	-	-
10+ Strikeout Games	-	-
2 or Fewer Hits Allowed	-	-
Longest Scoreless Innings Streak	-	-
Wins in a Row*	-	-

\* - no decisions do not break a streak

\*\* - designates as current



**Fran  
OSCHELL III**

RHP | R/R | 6-7 | 230 | JR.

Phoenixville, Pa. / Malvern Prep

### QUICK HITS

- First Team Preseason *D1Baseball* All-American, First Team Preseason *NCBWA* All-American, Stopper of the Year Watch List (2024)
- USA Baseball Collegiate National Team Member (2023), *Perfect Game* Second Team All-American (2023), *Baseball America* Third Team All-American (2023), *D1Baseball* Third Team All-American (2023)
- Posted a 6-0 record out of the pen for the Blue Devils in his 22 appearances, finishing the season with a 0.69 ERA
- Worked a career high four innings against NC State in the ACC Tournament
- Tallied a career high five strikeouts against Boston College (4/14)
- Punched out 66 batters to his 18 walks and held opponents to a .133 batting average against
- Finished the season on a 14 inning scoreless streak, beginning at Virginia (4/30)

### SINGLE GAME CAREER HIGHS

Innings	4.0	vs. NC State (5/23/2023)
Strikeouts	5	at Boston College (4/14/2023)
Walks (Low)	0	at Pitt (4/14/2024)

### SPECIALTY STATS

	2024	CAREER GAMES
5+ Strikeout Games	-	2
10+ Strikeout Games	-	-
2 or Fewer Hits Allowed	15	42
Longest Scoreless Innings Streak	6.1	14.0
Wins in a Row*	-	6

\* - no decisions do not break a streak

\*\* - designates as current

Date	Opp.	Dec.	IP	H	R	ER	HR	BB	K	PIT/ST
------	------	------	----	---	---	----	----	----	---	--------

### CAREER PITCHING

YEAR	W-L	ERA	G	GS	IP	H	R	ER	BB	SO	HR
2024	0-0	0.00	0	0	0.0	0	0	0	0	0	0
<b>TOTAL</b>	<b>0-0</b>	<b>0.00</b>	<b>0</b>	<b>0</b>	<b>0.0</b>	<b>0</b>	<b>0</b>	<b>0</b>	<b>0</b>	<b>0</b>	<b>0</b>

Date	Opp.	Dec.	IP	H	R	ER	HR	BB	K	PIT/ST
2/18	CCU	ND, 5-3	0.2	1	1	1	0	2	2	24/11
2/25	NW	ND, 20-9	1.0	1	0	0	0	0	0	8/6
3/1	AKR	ND, 6-0	0.0	0	0	0	0	1	0	9/2
3/9	WF	ND, 3-6	2.0	1	0	0	0	0	4	27/17
3/12	RID	ND, 2-6	1.0	0	0	0	0	0	1	11/6
3/16	CLEM	ND, 7-8	0.1	0	3	3	0	2	0	24/9
3/24	NCSU	ND, 13-2	1.2	2	0	0	0	2	2	35/20
4/2	LIB	ND, 9-4	0.2	2	2	2	0	2	1	24/11
4/7	UM	ND, 11-10	2.0	0	0	0	0	1	0	39/24
4/9	W&M	ND, 2-4	1.0	0	0	0	0	0	2	12/8
4/13	PITT	ND, 4-3	2.0	0	0	0	0	2	2	35/20
4/16	GWU	ND, 2-1	1.1	1	0	0	0	1	2	26/14
4/20	VT	L, 1-2	0.2	0	1	0	0	1	0	14/8
4/21	VT	ND, 13-10	0.1	0	1	1	0	2	0	12/3
4/26	FSU	ND, 2-4	0.2	0	0	0	0	1	1	14/4
5/5	LONG	ND, 11-1	1.0	0	1	1	0	2	1	30/16
5/7	ECU	ND, 5-2	1.0	1	0	0	0	1	1	19/9

### CAREER PITCHING

YEAR	W-L	ERA	G	GS	IP	H	R	ER	BB	SO	HR
2022	0-0	10.29	7	0	7.0	10	9	8	6	6	1
2023	6-0	0.69	22	0	39.1	18	4	3	18	66	1
2024	0-1	4.15	17	0	17.1	9	9	8	20	19	0
<b>TOTAL</b>	<b>6-1</b>	<b>2.69</b>	<b>46</b>	<b>0</b>	<b>63.2</b>	<b>37</b>	<b>22</b>	<b>19</b>	<b>44</b>	<b>91</b>	<b>2</b>

# BULLPEN INFORMATION



**David BOISVERT**

RHP | R/R | 6-5 | 215 | JR.  
Charlotte, N.C. / Cannon School

### QUICK HITS

- Earned first collegiate start against Towson (3/19)
- Picked up his first collegiate victory against Rider (3/13)
- Made his collegiate debut at Miami (5/20)
- Totaled 19 innings in six appearances on the mound with a 2.61 ERA and a 3-0 record in high school
- Missed his junior and senior high school seasons due to COVID-19

### SINGLE GAME CAREER HIGHS

Innings	4.0	vs. Campbell (3/26/2024)
Strikeouts	5	vs. Campbell (3/26/2024)
Walks (Low)	0	vs. East Carolina (5/7/2024)

### SPECIALTY STATS

	2024	CAREER GAMES
5+ Strikeout Games	-	-
10+ Strikeout Games	-	-
2 or Fewer Hits Allowed	14	14
Longest Scoreless Innings Streak	15.2	15.2
Wins in a Row*	2**	2**

\* - no decisions do not break a streak

\*\* - designates as current

Date	Opp.	Dec.	IP	H	R	ER	HR	BB	K	PIT/ST
2/25	NW	ND, 20-9	1.0	0	0	0	0	0	0	14/7
2/27	DAV	ND, 17-0	1.0	1	0	0	0	1	3	30/21
3/5	APP	ND, 28-2	1.0	1	0	0	0	0	2	19/14
3/13	RID	W, 18-4	2.0	1	0	0	0	1	1	34/19
3/16	CLEM	ND, 7-8	0.2	0	0	0	0	0	0	3/2
3/19	TOW	W, 12-2	3.0	0	0	0	0	0	4	25/18
3/26	CAM	ND, 11-1	4.0	0	0	0	0	0	5	45/31
4/2	LIB	ND, 9-4	1.0	0	0	0	0	0	1	9/6
4/7	UM	ND, 11-10	2.1	1	1	1	0	2	2	42/27
4/14	PITT	ND, 10-11	1.2	1	1	1	0	4	0	34/14
4/21	VT	ND, 13-10	1.0	0	1	0	0	0	0	13/11
4/23	CAM	ND, 4-18	1.0	0	0	0	0	0	3	12/9
4/26	FSU	ND, 2-4	1.0	1	0	0	0	0	2	22/17
5/7	ECU	ND, 5-2	0.1	2	1	1	0	0	1	10/7

### CAREER PITCHING

YEAR	W-L	ERA	G	GS	IP	H	R	ER	BB	SO	HR
2023	0-0	81.01	1	0	0.1	3	3	3	1	0	0
2024	2-0	1.29	14	4	21.0	8	4	3	8	24	0
<b>TOTAL</b>	<b>2-0</b>	<b>2.53</b>	<b>15</b>	<b>4</b>	<b>21.1</b>	<b>11</b>	<b>7</b>	<b>6</b>	<b>9</b>	<b>24</b>	<b>0</b>



**Charlie BEILENSEN**

RHP | R/R | 6-0 | 215 | GR.  
Los Angeles, Calif. / Brown University

### QUICK HITS

- Has blown only one save this season, Duke's loss to Pitt in the series finale
- Set the Duke single-season record for most appearances, toying the rubber 39 times in 2023
- Preseason Stopper of the Year Watch List (2024)
- One of Brown's most relied-upon relievers during his career before transferring to Duke for the 2023 season
- All-Academic Ivy League recipient and a New Zealand National Team member
- Fanned 78 batters to his 21 walks and held opponents to a .242 average at the plate in 2023
- Worked a season-high 3.1 innings against Virginia in the Charlottesville Super Regional

### SINGLE GAME CAREER HIGHS

Innings	4.0	at Virginia Tech (4/19/2024)
Strikeouts	6	vs. Akron (3/3/2024)
Walks	0	vs. Longwood (5/5/2024)

### SPECIALTY STATS

	2024	CAREER GAMES
5+ Strikeout Games	3	5
10+ Strikeout Games	-	-
2 or Fewer Hits Allowed	21	72
Longest Scoreless Innings Streak	22.2	22.2
Wins in a Row*	4**	4**

\* - no decisions do not break a streak

\*\* - designates as current

Date	Opp.	Dec.	IP	H	R	ER	HR	BB	K	PIT/ST
2/21	LU	S, 4-2	1.0	0	0	0	0	0	1	12/8
2/23	NW	S, 2-0	1.0	1	0	0	0	0	3	15/11
3/3	AKR	S, 7-2	3.0	2	0	0	0	0	6	42/33
3/8	WF	S, 8-5	3.0	2	0	0	0	2	2	54/28
3/10	WF	S, 10-8	1.0	1	0	0	0	1	3	19/13
3/15	CLEM	S, 5-2	2.2	1	0	0	0	3	4	57/33
3/17	CLEM	L, 6-8	1.2	5	4	4	2	0	4	40/26
3/23	NCSU	L, 8-9	1.2	5	7	4	3	1	1	44/28
3/30	UVA	ND, 7-4	2.0	2	1	1	0	1	1	35/12
4/2	LIB	ND, 9-4	1.2	1	0	0	0	0	2	30/18
4/5	UM	W, 4-3	2.0	1	0	0	0	0	2	21/14
4/6	UM	W, 5-4	2.1	2	0	0	0	0	2	25/18
4/7	UM	ND, 11-10	2.0	1	0	0	0	0	2	27/20
4/13	PITT	W, 4-3	2.0	0	0	0	0	1	4	39/21
4/14	PITT	ND, 10-11	0.2	2	0	0	0	0	2	18/13
4/16	GWU	W, 2-1	1.2	0	0	0	0	1	3	30/21
4/19	VT	W, 9-8	4.0	1	0	0	0	2	5	51/36
4/21	VT	S, 13-10	1.0	0	0	0	0	0	2	12/9
4/27	FSU	ND, 6-7	0.1	0	0	0	0	1	1	10/5
4/28	FSU	ND, 16-4	2.0	0	0	0	0	0	3	11/8
5/5	LONG	ND, 11-1	1.0	0	0	0	0	0	2	13/8
5/7	ECU	S, 5-2	2.2	1	1	1	0	1	2	37/24

### CAREER PITCHING

YEAR	W-L	ERA	G	GS	IP	H	R	ER	BB	SO	HR
2019	0-1	13.91	8	0	11.0	19	17	17	3	10	5
2020	0-0	10.50	3	0	6.0	8	7	7	3	7	2
2021					- COVID-19 -						
2022	2-2	3.91	15	0	23.0	20	12	10	6	19	1
2023	6-3	3.86	39	0	60.2	56	33	26	21	78	2
2024	5-2	1.99	24	0	45.1	29	13	10	14	65	5
<b>TOTAL</b>	<b>13-8</b>	<b>4.32</b>	<b>89</b>	<b>0</b>	<b>146.0</b>	<b>132</b>	<b>82</b>	<b>70</b>	<b>47</b>	<b>179</b>	<b>15</b>

## BULLPEN INFORMATION



*James*  
**RAIDT**

**RHP** | R/R | 6-3 | 180 | FR.

Stamford, Conn. / King & Low-Heywood Thomas School

### QUICK HITS

- No. 2 rated right-handed pitcher in the state of Connecticut and the No. 2 overall prospect
- Two-time *Perfect Game* Preseason All-American and Region First Team recipient
- Played for the New York Yankees in the 2022 Area Code Games
- Was chosen to play for team Connecticut in the 2020 PBR Futures Games
- New England Baseball Journal All-New England First Team
- Two-time FAA All-League recipient

### SINGLE GAME CAREER HIGHS

Innings	1.0	vs. Northwestern (2/25/2024)
Strikeouts	1	vs. Appalachian State (3/5/2024)
Walks	0	vs. Northwestern (2/25/2024)

### SPECIALTY STATS

	2024	CAREER GAMES
5+ Strikeout Games	-	-
10+ Strikeout Games	-	-
2 or Fewer Hits Allowed	2	2
Longest Scoreless Innings Streak	1.2**	1.2**
Wins in a Row*	-	-

\* - no decisions do not break a streak

\*\* - designates as current

Date	Opp.	Dec.	IP	H	R	ER	HR	BB	K	PIT/ST
2/25	NW	ND, 20-9	1.0	0	0	0	0	0	0	9/4
3/5	APP	ND, 28-2	0.2	0	0	0	0	2	1	19/7

### CAREER PITCHING

YEAR	W-L	ERA	G	GS	IP	H	R	ER	BB	SO	HR
2024	0-0	0.00	2	0	1.2	0	0	0	2	1	0
<b>TOTAL</b>	<b>0-0</b>	<b>0.00</b>	<b>2</b>	<b>0</b>	<b>1.2</b>	<b>0</b>	<b>0</b>	<b>0</b>	<b>2</b>	<b>1</b>	<b>0</b>



# HITTERS INFORMATION



**Jimmy ROMANO**

INF | R/R | 6-1 | 200 | JR.  
Roseland, N.J. / Saint Joseph's Regional

### QUICK HITS

- Appeared in 22 games at the plate and in the field for the Blue Devils last season, being used primarily as a pitcher
- Collected a single game career high of two plate appearances against Louisville (4/21/2023)
- Scored his first collegiate run against Clemson on the road (3/19/2023)
- Drew a walk against Princeton (3/4/2023)

### SINGLE GAME CAREER HIGHS

At Bats	2	vs. Louisville (4/21/2023)
Hits	--	--
Runs Scored	1	at Clemson (3/19/2023)
Runs Batted In	--	--
Doubles	--	--
Triples	--	--
Home Runs	--	--
Walks	1	vs. Princeton (3/4/2023)
Stolen Bases	--	--



**Andrew YU**

C | R/R | 6-0 | 220 | JR.  
Nashville, Tenn. / Ensworth

### QUICK HITS

- Started six of the 22 games he appeared in during the 2023 season
- Collected three hits and drove in six RBI, while walking four times and being hit by three pitches
- Saw action in 35 games his freshman campaign, starting 23 games behind the dish
- Posted a .273 average at the plate with two doubles, two home runs and 13 RBIs during his first season in Durham

### SINGLE GAME CAREER HIGHS

At Bats	5	at Georgia Tech (4/22/2022)
Hits	4	at Wake Forest (4/9/2022)
Runs Scored	3	vs. Towson (3/21/2023)
Runs Batted In	4	vs. Rider (3/13/2024)
Doubles	1	vs. Davidson (2/27/2024)
Triples	--	--
Home Runs	1	vs. Towson (3/19/2024)
Walks	1	at Campbell (4/25/2023)
Stolen Bases	1	vs. Towson (3/21/2023)

Date	Opp.	AB	R	H	RBI	2B	3B	HR	BB	K	SB	CS	Avg.
------	------	----	---	---	-----	----	----	----	----	---	----	----	------

### CAREER HITTING

YEAR	AVG	GP-GS	AB	R	H	2B	3B	HR	RBI	SLG%	BB	HP	SO	OB%
2023	.000	22-0	6	1	0	0	0	0	0	.000	1	0	5	.143
2024	.000	0-0	0	0	0	0	0	0	0	.000	0	0	0	.000
<b>TOTAL</b>	<b>.000</b>	<b>22-0</b>	<b>6</b>	<b>1</b>	<b>0</b>	<b>0</b>	<b>0</b>	<b>0</b>	<b>0</b>	<b>.000</b>	<b>1</b>	<b>0</b>	<b>5</b>	<b>.143</b>

Date	Opp.	AB	R	H	RBI	2B	3B	HR	BB	K	SB	CS	Avg.
2/17	GMU	2	1	2	0	1	0	0	0	0	0	0	1.000
2/24	NW	0	0	0	0	0	0	0	1	0	0	0	1.000
2/25	NW	1	1	0	1	0	0	0	0	0	0	0	.667
2/27	DAV	2	0	1	2	1	0	0	0	0	0	0	.600
3/2	AKR	0	1	0	0	0	0	0	0	0	0	0	.500
3/3	AKR	3	0	1	1	0	0	0	0	0	0	1	.444
3/5	APP	2	2	2	1	0	0	1	0	0	0	0	.545
3/8	WF	4	0	0	0	0	0	0	0	2	0	0	.400
3/9	WF	0	1	0	0	0	0	0	0	0	0	0	.400
3/12	RID	1	0	0	0	0	0	0	0	0	0	0	.375
3/13	RID	1	1	1	4	0	0	1	0	0	0	0	.412
3/15	CLEM	1	0	0	0	0	0	0	0	1	0	0	.389
3/16	CLEM	1	1	1	0	0	0	0	0	0	0	0	.421
3/17	CLEM	3	0	1	0	0	0	0	0	1	0	0	.409
3/19	TOW	1	1	1	2	0	0	1	0	0	0	0	.435
3/22	NCSU	4	1	1	0	0	0	0	0	2	0	0	.407
3/24	NCSU	3	1	0	0	0	0	0	0	2	0	0	.367
3/28	UVA	1	0	0	0	0	0	0	0	0	0	0	.355
3/29	UVA	2	0	0	0	0	0	0	0	0	0	0	.333
4/6	UM	3	0	1	0	0	0	0	0	0	0	0	.333
4/20	VT	1	0	0	0	0	0	0	0	0	0	0	.324
4/21	VT	0	0	0	0	0	0	0	0	0	0	0	.324
4/23	CAM	1	0	0	1	0	0	0	0	1	0	0	.316
4/27	FSU	3	0	0	0	0	0	0	0	1	0	0	.293
5/5	LONG	1	1	1	2	0	0	0	0	0	0	0	.310

### CAREER HITTING

YEAR	AVG	GP-GS	AB	R	H	2B	3B	HR	RBI	SLG%	BB	HP	SO	OB%
2022	.273	35-23	77	13	21	2	0	2	13	.377	8	5	22	.370
2023	.091	22-6	33	5	3	1	0	0	6	.121	4	3	9	.244
2024	.310	27-7	42	11	13	2	0	3	14	.571	1	2	10	.340
<b>TOTAL</b>	<b>.243</b>	<b>84-36</b>	<b>152</b>	<b>29</b>	<b>37</b>	<b>5</b>	<b>0</b>	<b>5</b>	<b>33</b>	<b>.375</b>	<b>13</b>	<b>10</b>	<b>41</b>	<b>.333</b>

# HITTERS INFORMATION



**Alex  
STONE**

**C** | R/R | 6-5 | 235 | SR.  
Andover, N.J. / Newton

## QUICK HITS

- Rated the 11th best catcher in college baseball by *D1Baseball*
- Recorded a 30-game hitting streak in 2023, the third longest in program history and longest under head coach **Chris Pollard**
- Moved into a tie for 10th all-time in career home runs with 27 and his 17 in 2023 moved into a tie for sixth all-time in a single season
- Led the team with 18 multi-RBI games and tied for the team lead with 23 multi-hit games, including two four-hit contests
- Was the primary catcher for the Blue Devils starting 61 of the 63 games played
- Posted a career high four hits against NC State in the ACC Tournament (5/23/2023)
- Tallied two home runs in the Conway Regional Championship game against Coastal Carolina (6/4/2023)

## SINGLE GAME CAREER HIGHS

At Bats	6	at Wake Forest (3/10/2024)
Hits	4	at Pitt (4/13/2024)
Runs Scored	4	at Virginia (4/28/2023)
Runs Batted In	5	vs. Longwood (5/5/2024)
Doubles	2	at Pitt (4/14/2024)
Triples	--	--
Home Runs	2	at NC State (3/24/2024)
Walks	3	vs. Baylor (2/25/2023)
Stolen Bases	1	vs. NC State (5/15/2022)

Date	Opp.	AB	R	H	RBI	2B	3B	HR	BB	K	SB	CS	Avg.
3/24	NCSU	4	2	2	3	0	0	2	0	1	0	0	.247
3/26	CAM	5	0	2	0	0	0	0	0	2	0	0	.255
3/28	UVA	4	0	2	1	0	0	0	0	0	0	0	.264
3/29	UVA	4	0	1	2	0	0	0	0	0	0	0	.264
3/30	UVA	4	0	1	0	0	0	0	0	0	0	0	.263
4/2	LIB	2	1	0	0	0	0	0	1	1	0	0	.259
4/5	UM	4	1	1	0	0	0	0	0	0	0	0	.258
4/6	UM	4	1	2	1	0	0	0	0	1	0	0	.266
4/7	UM	5	1	3	1	1	0	0	1	2	0	0	.279
4/9	W&M	3	0	0	0	0	0	0	1	1	0	0	.273
4/13	PITT	4	0	1	0	0	0	0	0	1	0	0	.272
4/13	PITT	5	1	4	4	2	0	1	0	0	0	0	.291
4/14	PITT	5	2	2	3	2	0	0	0	0	0	0	.295
4/16	GWU	2	0	2	0	0	0	0	0	0	0	0	.304
4/19	VT	5	1	2	1	0	0	0	1	1	0	0	.307
4/20	VT	4	0	0	0	0	0	0	0	2	0	0	.299
4/21	VT	5	2	1	1	0	0	0	0	1	0	0	.296
4/23	CAM	2	0	0	0	0	0	0	0	1	0	0	.293
4/26	FSU	5	1	1	0	1	0	0	0	3	0	0	.290
4/27	FSU	4	1	2	0	1	0	0	0	1	0	0	.295
4/28	FSU	4	1	1	3	1	0	0	0	0	0	0	.294
5/5	LONG	4	2	2	5	1	0	1	1	0	0	0	.298
5/5	LONG	4	0	1	2	1	0	0	0	0	0	0	.297
5/7	ECU	4	0	1	0	0	0	0	0	2	0	0	.296

## CAREER HITTING

YEAR	AVG	GP-GS	AB	R	H	2B	3B	HR	RBI	SLG%	BB	HP	SO	OB%
2021	.182	10-2	11	1	2	0	0	0	0	.182	0	1	5	.250
2022	.227	40-32	119	25	27	7	0	10	17	.538	9	4	39	.303
2023	.315	62-61	254	53	80	16	0	17	62	.579	17	10	43	.379
2024	.296	47-47	189	34	56	14	0	8	43	.497	9	11	39	.358
<b>TOTAL</b>	<b>.288</b>	<b>159-142</b>	<b>573</b>	<b>113</b>	<b>165</b>	<b>37</b>	<b>0</b>	<b>35</b>	<b>122</b>	<b>.536</b>	<b>35</b>	<b>26</b>	<b>126</b>	<b>.354</b>



**Macon  
WINSLOW**

**C** | R/R | 6-0 | 200 | FR.  
Hertford, N.C. / Pro5 Baseball Academy

## QUICK HITS

- Tallied first career home run against Northwestern (2/25)
- No. 1 rated catcher in the state of North Carolina and the No. 3 overall prospect - No. 6 rated catcher in the country
- Member of Team USA Baseball's 18U squad who won a gold medal
- 2022 *Perfect Game* All-American Classic participant
- 2023 PG Preseason All-American and All-Region recipient
- No. 8 rated freshman in the ACC by *Perfect Game*

## SINGLE GAME CAREER HIGHS

At Bats	3	vs. Coastal Carolina (2/18/2024)
Hits	3	vs. Clemson (3/15/2024)
Runs Scored	3	vs. Northwestern (2/25/2024)
Runs Batted In	4	vs. Appalachian State (3/5/2024)
Doubles	1	vs. Appalachian State (3/5/2024)
Triples	--	--
Home Runs	1	vs. Clemson (3/15/2024)
Walks	3	at Wake Forest (3/10/2024)
Stolen Bases	--	--

Date	Opp.	AB	R	H	RBI	2B	3B	HR	BB	K	SB	CS	Avg.
3/10	WF	2	0	0	0	0	0	0	3	1	0	0	.357
3/12	RID	4	0	1	0	0	0	0	0	1	0	0	.348
3/13	RID	4	1	2	2	1	0	0	0	1	0	0	.360
3/15	CLEM	3	1	3	1	0	0	1	1	0	0	0	.396
3/16	CLEM	4	0	0	0	0	0	0	0	2	0	0	.368
3/17	CLEM	3	0	1	0	0	0	0	0	1	0	0	.367
3/19	TOW	2	1	0	0	0	0	0	1	0	0	0	.355
3/22	NCSU	4	0	1	0	0	0	0	0	2	0	0	.348
3/23	NCSU	4	0	0	0	0	0	0	0	2	0	0	.329
3/24	NCSU	4	0	1	0	0	0	0	0	2	0	0	.324
3/26	CAM	4	0	1	0	0	0	0	0	1	0	0	.321
3/28	UVA	3	1	0	0	0	0	0	0	2	0	0	.309
3/29	UVA	3	0	0	0	0	0	0	0	0	0	0	.298
3/30	UVA	2	0	1	2	0	0	0	0	0	0	0	.302
4/2	LIB	4	1	0	0	0	0	0	1	2	0	0	.289
4/6	UM	3	1	1	1	0	0	0	0	1	0	0	.290
4/7	UM	2	0	0	0	0	0	0	0	1	0	0	.284
4/9	W&M	1	0	1	0	0	0	0	0	0	0	0	.292
4/13	PITT	3	0	0	0	0	0	0	1	1	0	0	.283
4/14	PITT	2	0	0	0	0	0	0	0	1	0	0	.277
4/19	VT	4	0	1	1	0	0	0	1	0	0	0	.276
4/20	VT	3	0	0	0	0	0	0	0	1	0	0	.269
4/21	VT	4	1	2	0	0	0	0	0	1	0	0	.277
4/23	CAM	2	0	0	0	0	0	0	0	0	0	0	.272
4/26	FSU	4	0	0	0	0	0	0	0	2	0	0	.263
4/27	FSU	2	0	1	0	0	0	0	0	1	0	0	.267
5/5	LONG	3	1	0	0	0	0	0	0	1	0	0	.260

## CAREER HITTING

YEAR	AVG	GP-GS	AB	R	H	2B	3B	HR	RBI	SLG%	BB	HP	SO	OB%
2024	.260	39-37	123	17	32	6	0	4	17	.407	11	5	37	.340
<b>TOTAL</b>	<b>.260</b>	<b>39-27</b>	<b>123</b>	<b>17</b>	<b>32</b>	<b>6</b>	<b>0</b>	<b>4</b>	<b>17</b>	<b>.407</b>	<b>11</b>	<b>5</b>	<b>37</b>	<b>.340</b>

# HITTERS INFORMATION



**Wallace  
CLARK**

**INF** | S/R | 6-0 | 180 | JR.  
Tulsa, Okla. / Oklahoma

### QUICK HITS

- Transfer from Oklahoma
- All-Big 12 Freshman Team recipient (2022)
- Posted a career .247 average at the plate in his two seasons with the Sooners
- Played in 47 games and made 42 starts in his final season at Oklahoma, with 40 starts at third base
- Tallied a .345 slugging percentage and an OBP of .392 with eight doubles, 31 walks, 18 RBI and 26 runs scored

### SINGLE GAME CAREER HIGHS

At Bats	6	at Kansas (4/23/2022)
Hits	3	vs. Kansas State (5/1/2023)
Runs Scored	4	vs. Mississippi State (3/4/2023)
Runs Batted In	4	vs. Longwood (5/5/2024)
Doubles	2	vs. Kansas State (5/1/2022)
Triples	1	vs. Longwood (5/5/2024)
Home Runs	1	at Virginia Tech (4/21/2024)
Walks	3	vs. Virginia (3/28/2024)
Stolen Bases	1	vs. Longwood (5/5/2024)

Date	Opp.	AB	R	H	RBI	2B	3B	HR	BB	K	SB	CS	Avg.
3/23	NCSU	5	1	1	1	0	0	1	0	2	0	0	.270
3/24	NCSU	4	1	1	1	1	0	0	0	1	0	0	.269
3/26	CAM	4	0	0	1	0	0	0	0	0	0	0	.254
3/28	UVA	2	2	1	0	0	0	0	3	1	0	0	.260
3/29	UVA	3	0	1	0	0	0	0	1	1	0	0	.263
3/30	UVA	3	1	0	0	0	0	0	1	1	0	0	.253
4/2	LIB	2	0	0	0	0	0	0	2	0	0	0	.247
4/5	UM	2	2	1	1	0	0	0	0	0	0	0	.253
4/6	UM	2	0	1	0	0	0	0	0	0	0	0	.259
4/7	UM	4	1	1	2	0	0	0	1	1	0	0	.258
4/9	W&M	3	0	1	1	0	0	0	1	1	0	0	.261
4/13	PITT	2	0	0	0	0	0	0	1	1	0	0	.255
4/13	PITT	5	2	2	1	0	0	0	0	0	0	0	.263
4/14	PITT	4	1	1	1	0	1	0	0	1	0	0	.262
4/16	GWU	5	0	2	0	0	0	0	0	1	0	0	.269
4/19	VT	4	0	0	0	0	0	0	1	3	0	0	.259
4/20	VT	4	1	2	0	0	0	0	1	2	0	0	.267
4/21	VT	5	1	2	2	1	0	1	0	0	0	0	.273
4/23	CAM	2	0	0	0	0	0	0	0	0	0	0	.268
4/26	FSU	4	0	1	0	0	0	0	0	2	0	0	.268
4/27	FSU	4	0	2	0	1	0	0	0	1	0	0	.275
4/28	FSU	4	1	0	0	0	0	0	1	2	1	0	.267
5/5	LONG	3	0	1	3	1	0	0	1	0	0	0	.275
5/5	LONG	2	0	2	4	0	1	0	1	0	1	0	.286
5/7	ECU	3	0	1	1	1	0	0	0	1	0	0	.287

### CAREER HITTING

YEAR	AVG	GP-GS	AB	R	H	2B	3B	HR	RBI	SLG%	BB	HP	SO	OB%
2022	.257	48-42	152	31	39	6	0	0	27	.296	32	4	52	.397
2023	.237	47-42	139	26	33	8	2	1	18	.345	31	5	31	.392
2024	.287	47-47	143	34	41	8	2	5	36	.476	30	20	38	.457
<b>TOTAL</b>	<b>.260</b>	<b>142-131</b>	<b>434</b>	<b>91</b>	<b>113</b>	<b>22</b>	<b>4</b>	<b>6</b>	<b>81</b>	<b>.364</b>	<b>93</b>	<b>29</b>	<b>121</b>	<b>.419</b>



**Devin  
OBEE**

**OF** | R/R | 6-2 | 215 | JR.  
Nashville, Tenn. / Ensworth

### QUICK HITS

- Appeared in 50 games last season with 14 starts, posting a .232 average at the plate and blasting three home runs
- Hit six home runs his freshman campaign the most by a true freshman since **Joey Loperfido** in 2018
- Was the 225th overall player in the class of 2021 according to *Perfect Game USA*
- Former 2020 Tennessee Pre-Season All-American

### SINGLE GAME CAREER HIGHS

At Bats	5	at Pittsburgh (5/8/2022)
Hits	4	vs. Appalachian State (3/5/2024)
Runs Scored	4	vs. Longwood (5/5/2024)
Runs Batted In	6	vs. Appalachian State (3/5/2024)
Doubles	2	vs. Appalachian State (3/5/2024)
Triples	1	at NC State (3/22/2024)
Home Runs	2	vs. Longwood (5/5/2024)
Walks	4	vs. Davidson (4/11/2023)
Stolen Bases	2	vs. Longwood (5/5/2024)

Date	Opp.	AB	R	H	RBI	2B	3B	HR	BB	K	SB	CS	Avg.
3/23	NCSU	4	1	1	0	0	0	0	1	2	0	0	.349
3/24	NCSU	3	2	2	1	1	0	1	1	0	0	0	.360
3/26	CAM	4	2	2	0	0	0	0	0	2	1	0	.367
3/28	UVA	4	2	2	2	1	0	0	0	1	0	0	.372
3/29	UVA	4	0	0	0	0	0	0	0	1	0	0	.357
3/30	UVA	4	1	1	0	1	0	0	0	1	0	0	.353
4/2	LIB	4	2	2	0	1	0	0	1	1	0	0	.358
4/5	UM	3	0	0	0	0	0	0	1	0	0	0	.349
4/6	UM	4	0	0	1	0	0	0	0	2	0	0	.336
4/7	UM	4	1	1	1	0	0	0	0	3	0	0	.333
4/9	W&M	2	0	0	0	0	0	0	2	1	0	0	.328
4/13	PITT	2	0	0	1	0	0	0	1	0	0	0	.322
4/13	PITT	4	2	1	0	0	0	0	1	2	0	0	.320
4/14	PITT	5	2	3	4	0	0	2	0	0	0	0	.331
4/16	GWU	3	1	1	0	0	0	0	0	0	0	0	.331
4/19	VT	6	0	0	0	0	0	0	0	1	0	0	.317
4/20	VT	3	0	0	0	0	0	0	1	1	0	0	.310
4/21	VT	4	1	2	3	1	0	1	0	0	0	0	.315
4/23	CAM	0	0	0	1	0	0	0	1	0	0	0	.315
4/26	FSU	4	0	0	0	0	0	0	0	2	0	0	.307
4/27	FSU	5	2	1	3	0	0	1	0	1	0	0	.303
4/28	FSU	4	0	1	0	0	0	0	1	1	0	0	.302
5/5	LONG	4	4	3	5	0	0	2	1	0	0	0	.313
5/5	LONG	1	3	1	0	1	0	0	2	0	0	0	.317
5/7	ECU	5	0	1	0	1	0	0	0	0	0	0	.314

### CAREER HITTING

YEAR	AVG	GP-GS	AB	R	H	2B	3B	HR	RBI	SLG%	BB	HP	SO	OB%
2022	.204	37-24	103	17	21	6	0	6	18	.437	9	2	34	.278
2023	.232	50-14	56	14	13	4	1	3	10	.500	9	2	31	.358
2024	.314	47-47	169	47	53	10	1	12	39	.598	23	6	45	.406
<b>TOTAL</b>	<b>.265</b>	<b>134-85</b>	<b>328</b>	<b>78</b>	<b>87</b>	<b>20</b>	<b>2</b>	<b>21</b>	<b>67</b>	<b>.530</b>	<b>41</b>	<b>10</b>	<b>110</b>	<b>.359</b>

# HITTERS INFORMATION



**Kyle JOHNSON**  
**OF** | R/L | 6-1 | 205 | FR.  
 Leesburg, Va. / Riverside

### QUICK HITS

- Registered the first hit of the season for the Blue Devils and later scored the first run of the season against Indiana on Opening Day
- Rated the No. 18 overall outfielder in his class and the No. 3 outfielder in the state of Virginia
- A two-way prodcut who attended Riverside High School in Virginia
- Three-time Preseason Underclass All-American by *Perfect Game USA*
- Tabbed the 46th best prospect in the class by *Perfect Game USA*

### SINGLE GAME CAREER HIGHS

At Bats	4	vs. Appalachian St. (3/5/2024)
Hits	3	vs. Florida State (4/26/2024)
Runs Scored	3	vs. Florida State (4/28/2024)
Runs Batted In	3	vs. Florida State (4/28/2024)
Doubles	1	vs. Davidson (2/27/2024)
Triples	1	vs. Appalachian State (3/5/2024)
Home Runs	1	vs. East Carolina (5/7/2024)
Walks	1	vs. Davidson (2/27/2024)
Stolen Bases	--	--

Date	Opp.	AB	R	H	RBI	2B	3B	HR	BB	K	SB	CS	Avg.
2/16	IU	4	1	1	0	1	0	0	0	1	0	0	.250
2/18	CCU	3	1	2	0	0	0	0	0	0	0	0	.429
2/23	NW	3	0	0	0	0	0	0	0	0	0	0	.300
2/24	NW	4	0	1	1	0	1	0	0	1	0	0	.286
2/25	NW	0	0	0	0	0	0	0	0	0	0	0	.286
2/27	DAV	2	0	1	0	1	0	0	1	0	0	0	.313
3/1	AKR	4	0	0	0	0	0	0	0	3	0	0	.250
3/5	APP	4	2	3	1	1	0	0	0	1	1	0	.333
4/9	W&M	2	0	0	0	0	0	0	2	2	0	0	.308
4/14	PITT	3	1	2	1	0	0	1	1	1	0	0	.345
4/16	GWU	3	0	1	0	0	0	0	0	1	0	0	.344
4/19	VT	3	0	0	0	0	0	0	0	3	0	0	.314
4/26	FSU	3	0	3	0	1	0	0	1	0	0	0	.368
4/28	FSU	2	3	1	3	0	0	1	2	1	0	0	.375
5/5	LONG	2	0	0	1	0	0	0	2	1	0	0	.357
5/7	ECU	4	1	1	1	0	0	1	1	2	0	0	.348

### CAREER HITTING

YEAR	AVG	GP-GS	AB	R	H	2B	3B	HR	RBI	SLG%	BB	HP	SO	OB%
2024	.348	27-23	46	9	16	4	1	3	8	.674	10	0	17	.464
<b>TOTAL</b>	<b>.348</b>	<b>27-23</b>	<b>46</b>	<b>9</b>	<b>16</b>	<b>4</b>	<b>1</b>	<b>3</b>	<b>8</b>	<b>.674</b>	<b>10</b>	<b>0</b>	<b>17</b>	<b>.464</b>



**Sam HARRIS**  
**1B** | L/L | 6-5 | 220 | FR.  
 Urbandale, Iowa / Urbandale

### QUICK HITS

- Rated the No. 4 first baseman in the country and the No. 1 overall prospect in the state of Iowa
- Played for Central (Navy) in the 2021 Perfect Game Underclass All-American Games
- 2019 14U PG Series Classic Member
- 2022 National Showcase participant
- Four-time Preseason All-American and All-Region recipient in high school

### SINGLE GAME CAREER HIGHS

At Bats	1	vs. George Mason (2/17/2024)
Hits	1	at Campbell (4/23/2024)
Runs Scored	1	vs. Appalachian State (3/5/2024)
Runs Batted In	--	--
Doubles	--	--
Triples	--	--
Home Runs	--	--
Walks	1	vs. Appalachian State (3/5/2024)
Stolen Bases	--	--

Date	Opp.	AB	R	H	RBI	2B	3B	HR	BB	K	SB	CS	Avg.
2/17	GMU	1	0	0	0	0	0	0	0	1	0	0	.000
2/25	NW	1	0	0	0	0	0	0	0	0	0	0	.000
2/27	DAV	0	0	0	0	0	0	0	0	0	0	0	.000
3/5	APP	1	1	0	0	0	0	0	1	0	0	0	.000
3/13	RID	0	0	0	0	0	0	0	0	0	0	0	.000
4/23	CAM	1	0	1	0	0	0	0	1	0	0	0	.250

### CAREER HITTING

YEAR	AVG	GP-GS	AB	R	H	2B	3B	HR	RBI	SLG%	BB	HP	SO	OB%
2024	.250	6-0	4	1	1	0	0	0	0	.250	2	0	1	.500
<b>TOTAL</b>	<b>.250</b>	<b>6-0</b>	<b>4</b>	<b>1</b>	<b>1</b>	<b>0</b>	<b>0</b>	<b>0</b>	<b>0</b>	<b>.250</b>	<b>2</b>	<b>0</b>	<b>1</b>	<b>.500</b>

# HITTERS INFORMATION



**Zac MORRIS**

INF | R/R | 5-11 | 185 | R-SR.  
Suffolk, Va. / VMI

## QUICK HITS

- Transfer from VMI
- Tabbed No. 35 shortstop by *D1Baseball* in the preseason
- Second Team All-SoCon honoree
- Hit .317 while starting all 55 games with 10 homers, 48 runs and 49 RBI
- Ranked sixth in the SoCon with 25 stolen bases
- Earned a spot on the initial watch list for the 2023 Brooks Wallace Award for the nations top shortstop
- Earned SoCon All-Freshman team honors in 2021

## SINGLE GAME CAREER HIGHS

At Bats	6	vs. Clemson (3/17/2024)
Hits	5	vs. Holy Cross (2/24/2023)
Runs Scored	4	vs. Rider (3/13/2024)
Runs Batted In	6	at NC State (3/24/2024)
Doubles	2	vs. SIUE (4/15/2023)
Triples	1	vs. Norfolk State (3/19/2023)
Home Runs	2	at NC State (3/24/2024)
Walks	3	vs. Rider (3/13/2024)
Stolen Bases	4	at Mississippi State (2/18/2023)

Date	Opp.	AB	R	H	RBI	2B	3B	HR	BB	K	SB	CS	Avg.
3/26	CAM	4	2	3	2	1	0	0	1	1	1	0	.366
3/28	UVA	3	1	0	0	0	0	0	1	1	1	1	.356
3/29	UVA	5	0	0	0	0	0	0	0	0	0	0	.339
3/30	UVA	4	1	1	0	0	0	0	1	1	0	0	.336
4/2	LIB	5	1	2	2	0	0	0	0	1	1	1	.339
4/5	UM	5	0	0	0	0	0	0	0	1	0	0	.325
4/6	UM	4	0	1	1	1	0	0	1	1	0	0	.323
4/7	UM	5	0	1	1	1	0	0	0	0	0	0	.318
4/9	W&M	5	1	2	0	0	0	0	0	1	0	0	.321
4/13	PITT	3	1	1	1	0	0	1	1	1	0	0	.321
4/13	PITT	5	1	2	2	0	1	0	0	2	0	0	.324
4/14	PITT	5	1	2	1	1	0	0	0	0	1	0	.327
4/16	GWU	5	0	2	0	0	0	0	0	2	0	0	.329
4/19	VT	5	2	3	1	0	0	1	0	2	1	0	.338
4/20	VT	5	0	1	0	0	0	0	0	1	1	0	.333
4/21	VT	5	1	2	0	1	0	0	0	1	1	0	.335
4/23	CAM	1	0	0	0	0	0	0	1	0	1	0	.333
4/26	FSU	4	1	2	0	1	0	0	1	2	0	0	.337
4/27	FSU	4	0	0	0	0	0	0	1	3	0	0	.330
4/28	FSU	4	4	3	2	0	0	1	1	1	0	0	.339
5/5	LONG	3	2	2	0	0	0	0	2	1	1	0	.344
5/5	LONG	2	2	1	1	0	0	0	1	1	1	0	.346
5/7	ECU	4	1	1	1	0	0	1	1	0	0	0	.344

## CAREER HITTING

YEAR	AVG	GP-GS	AB	R	H	2B	3B	HR	RBI	SLG%	BB	HP	SO	OB%
2020	.204	17-17	49	8	10	1	1	1	6	.327	4	2	9	.291
2021	.286	40-40	147	26	42	5	1	3	29	.395	9	8	31	.353
2022	.332	54-54	208	44	69	11	3	10	41	.558	27	5	39	.416
2023	.317	55-55	205	48	65	13	2	10	49	.546	24	11	38	.408
2024	.344	47-47	192	54	66	10	1	13	41	.609	29	5	44	.437
<b>TOTAL</b>	<b>.315</b>	<b>213-213</b>	<b>801</b>	<b>180</b>	<b>252</b>	<b>40</b>	<b>8</b>	<b>37</b>	<b>166</b>	<b>.523</b>	<b>93</b>	<b>31</b>	<b>161</b>	<b>.400</b>



**Logan BRAVO**

INF | R/R | 6-5 | 215 | GR.  
Andover, Mass. / Harvard

## QUICK HITS

- Transfer from Harvard
- First team All-Ivy honors, while garnering Academic All-Ivy accolades
- Collected Ivy League Player of the Week honors
- Started all 44 games at first base, only Crimson to play all 44 games in 2023
- Led the team in hits (52), home runs (7), OPS (.909), Slugging (.509), while ranking second in average (.304), RBI (32), runs (34), doubles (14) and OBP (.400)
- Paced the team with 14 multi-hit contests and nine multi-RBI days

## SINGLE GAME CAREER HIGHS

At Bats	6	at FAU (3/13/2023)
Hits	4	vs. Dartmouth (4/30/2022)
Runs Scored	4	vs. George Mason (2/17/2024)
Runs Batted In	7	vs. Merrimack (4/19/2022)
Doubles	3	at Cal Poly (3/12/2022)
Triples	--	--
Home Runs	2	vs. Merrimack (4/19/2022)
Walks	4	vs. Rider (3/13/2024)
Stolen Bases	3	vs. Longwood (5/5/2024)

Date	Opp.	AB	R	H	RBI	2B	3B	HR	BB	K	SB	CS	Avg.
3/28	UVA	3	0	1	2	1	0	0	1	2	0	0	.323
3/29	UVA	3	0	1	0	1	0	0	1	0	0	0	.323
3/30	UVA	3	1	1	3	0	0	1	1	0	1	0	.324
4/2	LIB	3	0	0	0	0	0	0	2	2	0	1	.314
4/5	UM	4	0	0	0	0	0	0	0	2	0	0	.303
4/6	UM	3	0	1	0	0	0	0	1	1	0	0	.304
4/7	UM	4	2	1	1	0	0	0	2	1	0	0	.302
4/9	W&M	4	0	0	1	0	0	0	0	3	0	0	.292
4/13	PITT	4	2	2	2	1	0	1	0	0	0	0	.298
4/13	PITT	3	1	1	1	0	0	1	2	1	0	0	.299
4/14	PITT	5	0	0	0	0	0	0	0	1	0	0	.288
4/16	GWU	3	0	0	0	0	0	0	1	1	0	0	.281
4/19	VT	4	3	3	3	1	0	2	1	0	1	0	.295
4/20	VT	4	0	0	0	0	0	0	0	1	0	0	.287
4/21	VT	5	2	2	3	1	0	1	0	1	0	0	.291
4/23	CAM	1	1	0	0	0	0	0	0	0	0	0	.289
4/26	FSU	3	0	0	1	0	0	0	0	1	0	0	.283
4/27	FSU	4	1	1	0	0	0	0	1	1	0	0	.282
4/28	FSU	4	1	4	4	2	0	0	1	0	0	0	.300
5/5	LONG	3	2	0	0	0	0	0	1	1	0	0	.294
5/5	LONG	3	2	1	1	0	0	0	1	1	3	0	.295
5/7	ECU	5	1	2	1	0	0	0	0	1	0	0	.298

## CAREER HITTING

YEAR	AVG	GP-GS	AB	R	H	2B	3B	HR	RBI	SLG%	BB	HP	SO	OB%
2019	.182	20-16	55	8	10	3	0	2	4	.345	6	1	19	.274
2020	.217	6-6	23	2	5	2	0	0	1	.304	0	0	13	.217
2021														- COVID-19 -
2022	.355	38-38	152	26	54	16	0	8	44	.618	14	6	24	.423
2023	.304	44-44	171	34	52	14	0	7	32	.509	23	7	39	.400
2024	.298	47-47	171	46	51	13	1	11	47	.579	33	5	49	.416
<b>TOTAL</b>	<b>.301</b>	<b>155-151</b>	<b>572</b>	<b>116</b>	<b>172</b>	<b>48</b>	<b>1</b>	<b>28</b>	<b>128</b>	<b>.536</b>	<b>76</b>	<b>19</b>	<b>144</b>	<b>.394</b>

# HITTERS INFORMATION



**Chad  
KNIGHT**

**C** | R/R | 6-0 | 210 | GR.  
Westport, Conn. / Staples

### QUICK HITS

- Returns for his fifth year at Duke
- Career .262 hitter at the plate, appearing in 119 games and starting 99
- Talled his 100th career hit during the 2023 campaign
- Returned from injury against Presbyterian, driving in five runs and hitting two home runs
- Named a CoSIDA Academic All-District III First Team recipient in 2022
- Was the top-rated catcher in the state of Connecticut and the second-best prospect in the state according to *Perfect Game USA*

### SINGLE GAME CAREER HIGHS

At Bats	6	at Pitt (5/8/2022)
Hits	3	vs. Campbell (4/4/2023)
Runs Scored	3	vs. Campbell (4/4/2023)
Runs Batted In	5	at Presbyterian (3/15/2023)
Doubles	3	vs. UMass Lowell (3/9/2022)
Triples	1	vs. Florida State (3/8/2020)
Home Runs	2	at Presbyterian (3/15/2023)
Walks	3	vs. VMI (2/19/2022)
Stolen Bases	1	at Pitt (5/8/2022)



**Chase  
KREWSON**

**OF** | L/L | 6-2 | 205 | FR.  
Bridgeville, Pa. / South Fayette TWP

### QUICK HITS

- First collegiate hit was a home run against George Mason (2/17/2024)
- No. 1 outfield prospect in the state of Pennsylvania and the No. 5 overall prospect in the state
- Was a four-time *Perfect Game* All-American and four-time *Perfect Game* Nationally Ranked Player
- Two-time All-Section first team and two-time All-WPIAL first team
- Two-time *Perfect Game* Northeast Dream Team Select
- PBR Super 60 Select

### SINGLE GAME CAREER HIGHS

At Bats	4	at NC State (3/24/2024)
Hits	3	vs. Rider (3/13/2024)
Runs Scored	3	vs. Longwood (5/5/2024)
Runs Batted In	3	vs. Towson (3/19/2024)
Doubles	1	vs. Longwood (5/5/2024)
Triples	--	--
Home Runs	1	vs. Florida State (4/28/2024)
Walks	2	vs. Longwood (5/5/2024)
Stolen Bases	1	at Wake Forest (3/13/2024)

Date	Opp.	AB	R	H	RBI	2B	3B	HR	BB	K	SB	CS	Avg.
2/17	GMU	1	0	0	0	0	0	0	0	1	0	0	.000
2/24	NW	1	0	0	0	0	0	0	0	0	0	0	.000
2/25	NW	1	0	0	1	0	0	0	0	0	0	0	.000
2/27	DAV	1	1	0	0	0	0	0	0	0	0	0	.000
3/5	APP	2	0	0	0	0	0	0	0	0	0	0	.000
3/13	RID	2	0	1	1	0	0	0	0	1	0	0	.125
3/17	CLEM	1	0	1	0	0	0	0	0	0	0	0	.222
3/30	UVA	2	0	1	2	0	0	0	0	0	0	0	.273
4/6	UM	1	0	0	0	0	0	0	0	0	0	0	.250
4/7	UM	1	0	0	0	0	0	0	0	0	0	0	.231
4/13	PITT	1	0	0	0	0	0	0	0	1	0	0	.214
4/16	GWU	2	0	1	2	0	0	0	0	0	0	0	.250
4/23	CAM	1	1	1	0	1	0	0	1	0	0	0	.294
4/27	FSU	0	0	0	0	0	0	0	1	0	0	0	.294
5/5	LONG	0	0	0	0	0	0	0	1	0	0	0	.294

### CAREER HITTING

YEAR	AVG	GP-GS	AB	R	H	2B	3B	HR	RBI	SLG%	BB	HP	SO	OB%
2020	.241	11-5	29	4	7	0	1	1	3	.414	0	0	5	.241
2021	.267	35-28	105	13	28	4	0	2	15	.362	8	2	30	.328
2022	.279	51-47	190	19	53	10	0	3	28	.379	14	3	38	.335
2023	.221	22-19	77	13	17	4	0	2	9	.351	7	2	12	.299
2024	.294	15-0	17	2	5	1	0	0	6	.353	3	0	3	.400
<b>TOTAL</b>	<b>.263</b>	<b>134-99</b>	<b>418</b>	<b>51</b>	<b>110</b>	<b>19</b>	<b>1</b>	<b>8</b>	<b>61</b>	<b>.371</b>	<b>32</b>	<b>7</b>	<b>88</b>	<b>.323</b>

Date	Opp.	AB	R	H	RBI	2B	3B	HR	BB	K	SB	CS	Avg.
3/15	CLEM	3	0	0	0	0	0	0	0	2	0	0	.333
3/16	CLEM	2	0	0	0	0	0	0	0	2	0	0	.294
3/17	CLEM	1	0	1	0	0	0	0	0	0	0	0	.333
3/19	TOW	4	2	2	3	0	0	1	0	0	0	0	.364
3/23	NCSU	4	1	1	0	0	0	0	0	1	0	0	.346
3/24	NCSU	1	1	1	0	0	0	0	0	0	0	0	.370
3/26	CAM	2	2	0	0	0	0	0	2	0	0	0	.345
3/28	UVA	1	1	0	1	0	0	0	1	0	0	0	.333
3/29	UVA	2	0	1	0	0	0	0	0	0	0	0	.344
3/30	UVA	2	0	0	0	0	0	0	0	2	0	0	.324
4/2	LIB	3	2	1	0	0	0	0	1	0	0	0	.324
4/5	UM	3	1	1	0	1	0	0	1	1	0	0	.325
4/6	UM	0	0	0	0	0	0	0	1	0	0	0	.325
4/7	UM	5	1	2	2	0	0	0	0	2	0	0	.333
4/9	W&M	5	0	1	0	0	0	0	0	0	0	0	.320
4/13	PITT	4	1	2	1	0	0	0	1	1	1	0	.333
4/14	PITT	1	1	0	0	0	0	0	1	0	0	0	.327
4/16	GWU	3	0	1	0	0	0	0	1	1	0	0	.328
4/19	VT	2	0	0	0	0	0	0	0	1	0	0	.317
4/20	VT	2	0	0	0	0	0	0	0	0	0	0	.306
4/21	VT	3	0	1	0	0	0	0	0	0	0	0	.308
4/23	CAM	3	0	0	0	0	0	0	1	0	0	0	.294
4/27	FSU	2	0	1	2	0	0	0	0	0	0	0	.300
4/28	FSU	4	3	3	1	0	0	1	0	1	0	0	.324
5/5	LONG	3	3	2	1	1	0	0	2	0	0	0	.338
5/5	LONG	3	2	1	0	0	0	0	1	1	0	0	.338
5/7	ECU	5	0	1	0	0	0	0	0	1	0	1	.329

### CAREER HITTING

YEAR	AVG	GP-GS	AB	R	H	2B	3B	HR	RBI	SLG%	BB	HP	SO	OB%
2024	.329	34-23	85	27	28	2	0	4	17	.494	16	0	20	.431
<b>TOTAL</b>	<b>.329</b>	<b>34-23</b>	<b>85</b>	<b>27</b>	<b>28</b>	<b>2</b>	<b>0</b>	<b>4</b>	<b>17</b>	<b>.494</b>	<b>16</b>	<b>0</b>	<b>19</b>	<b>.431</b>

## HITTERS INFORMATION

# 29

## AJ GRACIA

OF | L/L | 6-3 | 195 | FR.  
Monroe, N.J. / Ranney

### QUICK HITS

- Set the single-season freshman RBI record passing **Joey Loperfido** (43) against FSU
- No. 1 outfielder in the state of New Jersey and the No. 5 overall prospect in the state
- Was a three-time 1st team All-Shore Conference recipient
- Two-time All-State for New Jersey
- *NJ.com* Player of the Year
- PBR New Jersey Player of the Year
- NJ Athletics Player of the Year

### SINGLE GAME CAREER HIGHS

At Bats	5	vs. George Mason (2/17/2024)
Hits	4	at Wake Forest (3/8/2024)
Runs Scored	3	at Wake Forest (3/8/2024)
Runs Batted In	9	vs. George Mason (2/17/2024)
Doubles	1	at Wake Forest (3/8/2024)
Triples	--	--
Home Runs	3	vs. George Mason (2/17/2024)
Walks	3	vs. Indiana (2/16/2024)
Stolen Bases	1	vs. Akron (3/2/2024)

Date	Opp.	AB	R	H	RBI	2B	3B	HR	BB	K	SB	CS	Avg.
3/19	TOW	3	1	1	1	1	0	0	2	1	1	0	.356
3/22	NCSU	4	0	0	0	0	0	0	0	0	0	0	.338
3/23	NCSU	3	1	2	3	0	0	1	1	1	0	0	.350
3/24	NCSU	3	0	0	0	0	0	0	0	0	0	0	.337
3/26	CAM	5	2	2	2	1	0	0	0	1	0	0	.341
3/28	UVA	3	0	0	1	0	0	0	2	2	0	0	.330
3/29	UVA	4	1	3	1	0	0	0	0	1	0	0	.347
3/30	UVA	3	1	0	0	0	0	0	1	0	0	0	.337
4/2	LIB	5	1	3	3	0	0	1	1	1	0	1	.350
4/5	UM	3	0	0	0	0	0	0	1	0	0	0	.340
4/6	UM	4	2	3	1	1	0	0	1	1	0	0	.355
4/7	UM	5	1	0	0	0	0	0	1	2	0	0	.339
4/9	W&M	3	1	0	0	0	0	0	2	1	0	0	.331
4/13	PITT	1	1	0	0	0	0	0	3	0	0	0	.328
4/13	PITT	4	2	0	0	0	0	0	1	2	0	0	.317
4/14	PITT	4	1	2	0	1	0	0	1	1	0	0	.323
4/16	GWU	4	0	0	0	0	0	0	0	1	0	0	.313
4/19	VT	6	1	1	1	1	0	0	0	3	0	0	.307
4/20	VT	4	0	0	0	0	0	0	0	2	0	0	.298
4/21	VT	5	3	3	3	0	0	2	0	1	0	0	.308
4/23	CAM	2	0	1	0	0	0	0	0	0	0	0	.311
4/26	FSU	4	0	2	1	0	0	0	0	2	0	0	.316
4/27	FSU	4	1	2	0	1	0	0	1	0	0	0	.321
4/28	FSU	3	1	2	2	0	0	0	1	1	0	0	.327
5/5	LONG	3	4	2	4	0	0	1	2	0	0	0	.333
5/5	LONG	4	1	0	0	0	0	0	0	1	0	0	.325
5/7	ECU	4	1	1	0	0	0	0	0	2	0	0	.324

### CAREER HITTING

YEAR	AVG	GP-GS	AB	R	H	2B	3B	HR	RBI	SLG%	BB	HP	SO	OB%
2024	.324	47-47	170	46	55	10	0	11	49	.576	37	5	41	.456
<b>TOTAL</b>	<b>.324</b>	<b>47-47</b>	<b>170</b>	<b>46</b>	<b>55</b>	<b>10</b>	<b>0</b>	<b>11</b>	<b>49</b>	<b>.576</b>	<b>37</b>	<b>5</b>	<b>41</b>	<b>.456</b>

Date	Opp.	AB	R	H	RBI	2B	3B	HR	BB	K	SB	CS	Avg.
2/17	GMU	1	1	0	0	0	0	0	0	1	0	0	.000
2/25	NW	0	0	0	0	0	0	0	0	0	0	0	.000
2/27	DAV	1	0	0	0	0	0	0	0	1	0	0	.000
3/13	RID	0	0	0	0	0	0	0	0	0	0	0	.000
3/17	CLEM	0	0	0	0	0	0	0	0	0	0	0	.000

### CAREER HITTING

YEAR	AVG	GP-GS	AB	R	H	2B	3B	HR	RBI	SLG%	BB	HP	SO	OB%
2024	.000	12-0	2	1	0	0	0	0	0	.000	0	0	2	.000
<b>TOTAL</b>	<b>.000</b>	<b>8-0</b>	<b>2</b>	<b>1</b>	<b>0</b>	<b>0</b>	<b>0</b>	<b>0</b>	<b>0</b>	<b>.000</b>	<b>0</b>	<b>0</b>	<b>2</b>	<b>.000</b>

# 32

## Sam YELTON

OF | L/L | 5-11 | 200 | JR.  
Harrisburg, N.C. / Central Cabarrus

### QUICK HITS

- Made his collegiate debut against George Mason (2/17/2024)
- Four-year letterwinner at Central Cabarrus High School under head coach Ronald Bost
- Named to the North Carolina AAA All-State Team, Conference Player of the Year, All-Conference and All-Observer first team in 2019
- Tabbed All-Conference in the shortended 2021 season
- Graduated high school Magna Cum Laude

### SINGLE GAME CAREER HIGHS

At Bats	--	--
Hits	--	--
Runs Scored	1	vs. George Mason (2/17/2024)
Runs Batted In	--	--
Doubles	--	--
Triples	--	--
Home Runs	--	--
Walks	--	--
Stolen Bases	--	--

## HITTERS INFORMATION



**Roman DIGIACOMO**

**C** | R/R | 6-3 | 220 | SO.  
Fairfield, Conn. / Fairfield Warde

### QUICK HITS

- Appeared in five games last season, tallying his first career hit against Baylor (2/25), a grand slam
- No. 1 catcher in the state of Connecticut, leading his high school to the 2021 FCIAC Championship junior year

### SINGLE GAME CAREER HIGHS

At Bats	1	vs. Campbell (4/4/2023)
Hits	2	vs. Baylor (2/25/2023)
Runs Scored	2	vs. Baylor (2/25/2023)
Runs Batted In	4	vs. Baylor (2/25/2023)
Doubles	--	--
Triples	--	--
Home Runs	1	vs. Baylor (2/25/2023)
Walks	1	vs. Davidson (2/27/2024)
Stolen Bases	--	--

Date	Opp.	AB	R	H	RBI	2B	3B	HR	BB	K	SB	CS	Avg.
2/17	GMU	1	0	0	0	0	0	0	0	0	0	0	.000
2/27	DAV	1	1	0	0	0	0	0	1	1	0	0	.000
3/5	APP	1	0	0	0	0	0	0	0	1	0	0	.000
3/13	RID	1	0	0	0	0	0	0	0	0	0	0	.000
4/23	CAM	1	0	1	0	0	0	0	0	0	0	0	.200
5/5	LONG	1	0	0	0	0	0	0	0	0	0	0	.167

### CAREER HITTING

YEAR	AVG	GP-GS	AB	R	H	2B	3B	HR	RBI	SLG%	BB	HP	SO	OB%
2023	.250	4-0	4	2	1	0	0	1	4	1.000	0	1	2	.400
2024	.167	6-0	6	1	1	0	0	0	0	.167	1	0	2	.286
<b>TOTAL</b>	<b>.200</b>	<b>10-0</b>	<b>10</b>	<b>3</b>	<b>2</b>	<b>0</b>	<b>0</b>	<b>1</b>	<b>4</b>	<b>.500</b>	<b>1</b>	<b>1</b>	<b>4</b>	<b>.333</b>



**Ben MILLER**

**1B** | R/R | 6-1 | 225 | GR.  
Durham, N.C. / Penn

### QUICK HITS

- Transfer from Penn
- First Team All-Ivy selection 2022, Honorable Mention All-Ivy 2023
- Played first base at Penn, one of four players to appear in all 50 games
- Second on the team in batting average (.319), hits (65), home runs (7), total bases (102), slugging percentage (.500) and OPS (.913)

### SINGLE GAME CAREER HIGHS

At Bats	6	at Yale (4/29/2022)
Hits	5	vs. Bucknell (5/18/2022)
Runs Scored	5	at Yale (4/29/2022)
Runs Batted In	7	vs. Appalachian State (3/5/2024)
Doubles	2	vs. Delaware (5/10/2023)
Triples	1	vs. Harvard (3/26/2023)
Home Runs	2	vs. Appalachian State (3/5/2024)
Walks	3	vs. Cornell (4/17/2022)
Stolen Bases	2	at Monmouth (4/19/2023)

Date	Opp.	AB	R	H	RBI	2B	3B	HR	BB	K	SB	CS	Avg.
3/19	TOW	3	1	1	0	0	0	0	2	0	0	0	.417
3/22	NCSU	3	0	2	0	1	0	0	0	0	0	0	.425
3/23	NCSU	5	2	3	0	0	0	0	0	1	1	0	.435
3/24	NCSU	3	1	1	0	1	0	0	0	1	0	0	.432
3/26	CAM	4	2	3	3	1	0	1	1	1	0	0	.444
3/28	UVA	5	2	3	2	1	0	0	0	2	0	0	.452
3/29	UVA	4	2	2	0	1	0	0	0	1	0	0	.454
3/30	UVA	4	2	2	0	0	0	0	0	0	0	0	.455
4/2	LIB	6	1	3	3	0	0	0	0	2	0	0	.458
4/5	UM	5	0	1	1	0	0	0	0	1	0	0	.447
4/6	UM	5	1	1	0	0	0	0	0	1	0	0	.438
4/7	UM	6	3	4	1	1	1	0	0	0	0	0	.448
4/9	W&M	1	0	1	0	0	0	0	0	0	0	0	.452
4/19	VT	5	1	3	2	0	0	1	1	1	0	0	.457
4/20	VT	4	0	1	1	1	0	0	1	2	0	0	.451
4/21	VT	5	2	1	2	0	0	1	0	1	0	0	.443
4/23	CAM	2	0	1	0	0	0	0	0	1	0	0	.444
4/26	FSU	5	0	0	0	0	0	0	0	1	0	0	.429
4/27	FSU	5	1	1	1	0	0	1	0	2	0	0	.422
4/28	FSU	4	2	1	0	1	0	0	0	2	0	0	.418
5/5	LONG	3	2	0	0	0	0	0	1	1	0	0	.411
5/5	LONG	3	1	1	0	0	0	0	0	0	1	0	.409
5/7	ECU	3	1	2	1	0	0	1	1	0	0	0	.414

### CAREER HITTING

YEAR	AVG	GP-GS	AB	R	H	2B	3B	HR	RBI	SLG%	BB	HP	SO	OB%
2020	.200	2-1	5	1	1	1	0	0	0	.400	0	0	2	.200
2021	.268	11-10	41	3	11	3	0	0	3	.341	4	0	6	.333
2022	.330	48-48	188	43	62	18	0	7	42	.537	27	5	30	.420
2023	.319	50-50	204	42	65	14	1	7	46	.500	21	14	25	.413
2024	.414	43-43	174	48	72	17	1	13	41	.747	15	12	36	.493
<b>TOTAL</b>	<b>.344</b>	<b>154-152</b>	<b>612</b>	<b>137</b>	<b>211</b>	<b>53</b>	<b>2</b>	<b>27</b>	<b>132</b>	<b>.587</b>	<b>67</b>	<b>31</b>	<b>99</b>	<b>.438</b>



## HITTERS INFORMATION



**Noah  
MURRAY**

**INF** | R/R | 5-10 | 170 | FR.  
Crozet, Va. / The Miller School of Albemarle

### QUICK HITS

- No. 10 rated middle infielder in the state of Virginia and 40th overall rated prospect
- Played for Pro5 Baseball Academy
- VISAA All-State Second Team
- Brother, Ethan, Played baseball for Duke from 2019-21 when he was drafted by the Milwaukee Brewers

### SINGLE GAME CAREER HIGHS

At Bats	1	vs. Longwood (5/5/2024)
Hits	1	vs. Longwood (5/5/2024)
Runs Scored	1	vs. Longwood (5/5/2024)
Runs Batted In	1	vs. Longwood (5/5/2024)
Doubles	1	vs. Appalachian State (3/5/2024)
Triples	--	--
Home Runs	--	--
Walks	1	vs. Rider (3/13/2024)
Stolen Bases	--	--

Date	Opp.	AB	R	H	RBI	2B	3B	HR	BB	K	SB	CS	Avg.
2/17	GMU	0	0	0	0	0	0	0	1	0	0	0	.000
2/25	NW	1	0	0	0	0	0	0	0	0	0	0	.000
2/27	DAV	0	0	0	0	0	0	0	0	0	0	0	.000
3/5	APP	3	0	1	1	1	0	0	0	0	0	0	.333
3/13	RID	0	1	0	1	0	0	0	1	0	0	0	.333
4/23	CAM	1	1	0	0	0	0	0	1	1	0	0	.250
5/5	LONG	1	1	1	1	0	0	0	0	0	0	0	.400

### CAREER HITTING

YEAR	AVG	GP-GS	AB	R	H	2B	3B	HR	RBI	SLG%	BB	HP	SO	OB%
2024	.400	7-0	5	3	2	1	0	0	3	.600	3	0	1	.625
<b>TOTAL</b>	<b>.400</b>	<b>7-0</b>	<b>5</b>	<b>3</b>	<b>2</b>	<b>1</b>	<b>0</b>	<b>0</b>	<b>3</b>	<b>.600</b>	<b>3</b>	<b>0</b>	<b>1</b>	<b>.625</b>



**Tyler  
ALBRIGHT**

**OF** | R/L | 6-0 | 200 | SO.  
Greensboro, N.C. / Grimsley

### QUICK HITS

- Conway All-Regional Team Outfielder (2023)
- Started 45 of the 50 games he appeared in during the 2023 season, finishing the season with a .312 average at the plate
- He slugged .416 and posted an on base percentage of .404, tallying 34 RBI and 10 extra base hits
- Collected an 11-game hitting streak throughout the season
- Produced 15 multi-hit contests and nine multi-RBI contests

### SINGLE GAME CAREER HIGHS

At Bats	6	vs. NC State (5/23/2023)
Hits	3	at Virginia (6/10/2023)
Runs Scored	3	at Virginia (4/28/2023)
Runs Batted In	3	vs. NC State (5/23/2023)
Doubles	2	vs. UNCW (6/2/2023)
Triples	--	--
Home Runs	1	vs. Indiana (2/15/2024)
Walks	2	vs. Longwood (5/7/2023)
Stolen Bases	1	at Coastal Carolina (6/4/2023)

Date	Opp.	AB	R	H	RBI	2B	3B	HR	BB	K	SB	CS	Avg.
2/18	CCU	1	0	1	0	0	0	0	0	0	0	0	.300
2/21	LU	3	1	2	0	1	0	0	0	0	0	0	.385
2/23	NW	3	0	0	0	0	0	0	0	2	0	0	.313
2/25	NW	3	0	0	0	0	0	0	1	2	0	0	.263
3/2	AKR	3	0	0	0	0	0	0	0	2	0	0	.227
3/3	AKR	1	0	0	0	0	0	0	0	1	0	0	.217
3/5	APP	1	2	0	0	0	0	0	1	0	0	0	.208
3/8	WF	1	0	0	0	0	0	0	0	1	0	0	.200
3/10	WF	3	2	0	1	0	0	0	2	1	0	0	.179
3/12	RID	3	0	1	0	1	0	0	0	2	0	0	.194
3/15	CLEM	0	0	0	0	0	0	0	0	0	0	0	.194
3/17	CLEM	1	1	1	0	0	0	0	0	0	0	0	.219
3/23	NCSU	1	0	0	0	0	0	0	0	0	0	0	.212
3/24	NCSU	0	1	0	0	0	0	0	0	0	0	0	.212
4/2	LIB	1	0	1	0	0	0	0	0	0	0	0	.235
4/5	UM	3	0	1	2	0	0	0	1	1	0	0	.243
4/6	UM	0	0	0	0	0	0	0	0	0	0	0	.243
4/7	UM	0	1	0	0	0	0	0	0	0	0	0	.243
4/13	PITT	4	0	0	0	0	0	0	0	1	0	0	.220
4/13	PITT	5	2	2	2	0	0	0	0	1	0	0	.239
4/14	PITT	1	0	0	0	0	0	0	0	0	0	0	.234
4/19	VT	0	1	0	0	0	0	0	0	0	0	0	.234
4/21	VT	1	0	0	0	0	0	0	0	0	0	0	.229
4/23	CAM	1	0	0	0	0	0	0	0	0	0	0	.224
4/28	FSU	1	0	0	0	0	0	0	0	0	0	0	.220
5/5	LONG	1	0	0	0	0	0	0	0	0	0	0	.216

### CAREER HITTING

YEAR	AVG	GP-GS	AB	R	H	2B	3B	HR	RBI	SLG%	BB	HP	SO	OB%
2023	.312	50-45	154	23	48	7	0	3	34	.416	18	9	49	.404
2024	.216	34-11	51	11	11	2	0	1	6	.314	5	0	18	.286
<b>TOTAL</b>	<b>.288</b>	<b>84-56</b>	<b>205</b>	<b>34</b>	<b>59</b>	<b>9</b>	<b>0</b>	<b>4</b>	<b>40</b>	<b>.390</b>	<b>23</b>	<b>9</b>	<b>67</b>	<b>.377</b>

## HITTERS INFORMATION



**Jimmy  
EVANS**

OF | L/L | 5-9 | 180 | GR.

Norwalk, Conn. / Tufts University

### QUICK HITS

- Transfer from Tufts University
- All-NESCAC Second Team selection
- ABCA All-Region Third Team outfielder, starting 41 of the 42 games played
- Raked in 45 hits in 139 at bats with a .324 average
- Led the team in hits and doubles with a 1.005 OPS
- Helped Tufts to a 31-11 record, earning the 2023 NESCAC title and advancing to the NCAA Tournament

### SINGLE GAME CAREER HIGHS

At Bats	6	at Bates (4/10/2022)
Hits	4	at Coast Guard (3/14/2022)
Runs Scored	3	at Brandeis (4/29/2022)
Runs Batted In	4	vs. Bates (3/31/2023)
Doubles	2	vs. Amherst (5/7/2023)
Triples	1	vs. Bowdoin (5/12/2023)
Home Runs	1	vs. Amherst (5/6/2023)
Walks	2	vs. Middlebury (5/14/2023)
Stolen Bases	3	at Johnson & Wales (3/15/2022)

Date	Opp.	AB	R	H	RBI	2B	3B	HR	BB	K	SB	CS	Avg.
2/25	NW	1	0	0	0	0	0	0	0	0	0	0	.000
2/27	DAV	1	1	1	1	0	0	0	0	0	0	0	.500
3/5	APP	0	0	0	0	0	0	0	1	0	0	0	.500
3/13	RID	1	1	1	0	0	0	0	0	0	0	0	.667
3/16	CLEM	1	0	0	0	0	0	0	0	0	0	0	.500
3/29	UVA	1	0	0	0	0	0	0	0	0	0	0	.400
4/7	UM	1	0	1	0	0	0	0	0	0	0	0	.500
4/14	PITT	1	0	0	0	0	0	0	0	0	0	0	.429
4/16	GWU	1	1	1	0	0	0	0	0	0	0	0	.500
4/20	VT	1	0	0	0	0	0	0	0	0	0	0	.444
4/21	VT	1	0	0	0	0	0	0	0	1	0	0	.400
4/23	CAM	0	0	0	0	0	0	0	0	0	0	0	.400

### CAREER HITTING

YEAR	AVG	GP-GS	AB	R	H	2B	3B	HR	RBI	SLG%	BB	HP	SO	OB%
2021	.304	16-16	56	13	17	5	1	2	15	.536	8	2	9	.403
2022	.329	35-34	143	39	47	11	0	6	29	.531	17	6	14	.412
2023	.324	42-41	139	28	45	17	2	4	42	.561	23	8	19	.444
2024	.400	13-0	10	3	4	0	0	0	1	.400	1	0	1	.455
<b>TOTAL</b>	<b>.327</b>	<b>106-91</b>	<b>348</b>	<b>83</b>	<b>113</b>	<b>33</b>	<b>3</b>	<b>12</b>	<b>87</b>	<b>.544</b>	<b>49</b>	<b>16</b>	<b>43</b>	<b>.428</b>



**Harrison  
RODGERS**

INF | L/R | 5-11 | 185 | GR.

San Diego, Calif. / Colorado Mesa

### QUICK HITS

- Transfer from Colorado Mesa
- All-RMAC Second Team selection and RMAC All-Tournament Team
- NCBWA National Player for the Week and NCBWA South Central Region Hitter of the Week
- Hit three home runs in the season opener against Azusa Pacific
- Tallied 12 hits in the RMAC Tournament

### SINGLE GAME CAREER HIGHS

At Bats	7	at Regis (4/18/2021)
Hits	4	at Colo. Sch. of Mines (3/19/2023)
Runs Scored	5	at NM Highlands (4/22/2022)
Runs Batted In	7	vs. MSU Denver (5/12/2023)
Doubles	2	at Colorado Christian (3/25/2023)
Triples	1	at NM Highlands (4/29/2023)
Home Runs	3	at Azusa Pacific (2/10/2022)
Walks	2	Regis (4/1/2023)
Stolen Bases	3	vs. MSU Billings (3/2/2023)

Date	Opp.	AB	R	H	RBI	2B	3B	HR	BB	K	SB	CS	Avg.
2/17	GMU	2	0	0	0	0	0	0	0	2	0	0	.000
2/24	NW	0	0	0	0	0	0	0	0	0	0	0	.000
2/25	NW	1	0	0	0	0	0	0	0	0	0	0	.000
2/27	DAV	1	1	1	2	0	0	0	0	0	0	0	.250
3/5	APP	2	1	2	1	0	1	0	0	0	0	0	.500
3/13	RID	0	1	0	0	0	0	0	0	0	0	0	.500
3/16	CLEM	0	0	0	0	0	0	0	0	0	0	0	.500
3/17	CLEM	0	0	0	0	0	0	0	0	0	0	0	.500
3/19	TOW	0	0	0	0	0	0	0	0	0	0	0	.500
3/30	UVA	1	0	0	0	0	0	0	1	0	0	0	.429
4/7	UM	0	0	0	1	0	0	0	1	0	0	0	.429
4/9	W&M	2	0	0	0	0	0	0	0	2	0	0	.333
4/13	PITT	2	0	0	0	0	0	0	0	2	0	0	.273
4/13	PITT	4	2	2	0	1	0	0	0	0	0	0	.333
4/14	PITT	4	1	1	0	0	0	0	1	1	0	0	.316
4/16	GWU	2	0	0	0	0	0	0	0	1	0	0	.286
4/23	CAM	0	1	0	0	0	0	0	0	0	0	0	.286
5/5	LONG	0	1	0	0	0	0	0	0	0	0	0	.286
5/5	LONG	1	0	0	0	0	0	0	0	0	0	0	.273

### CAREER HITTING

YEAR	AVG	GP-GS	AB	R	H	2B	3B	HR	RBI	SLG%	BB	HP	SO	OB%
2020	.143	7-1	7	2	1	0	0	0	0	.143	0	0	2	.143
2021	.370	40-27	108	39	40	11	3	9	37	.778	15	3	21	.450
2022	.338	57-55	213	67	72	14	4	12	49	.610	40	6	35	.452
2023	.361	57-57	233	65	84	17	4	15	65	.661	24	4	40	.426
2024	.273	23-5	22	9	6	1	1	0	4	.409	4	1	8	.407
<b>TOTAL</b>	<b>.347</b>	<b>184-145</b>	<b>583</b>	<b>182</b>	<b>203</b>	<b>43</b>	<b>12</b>	<b>36</b>	<b>155</b>	<b>.657</b>	<b>83</b>	<b>14</b>	<b>106</b>	<b>.439</b>

## HITTERS INFORMATION



*Ben*  
**WEAVER**

**OF** | L/L | 5-11 | 185 | GR.  
Doylestown, Pa. / Wheaton College

### QUICK HITS

- Transfer from Wheaton College
- Appeared in 124 games starting 123
- Recorded 193 hits throughout his career, posting an average of .391 at the plate
- Tallied 106 RBI with a career slugging percentage of .588
- *D3Baseball.com* All-Region first team selection, ABCA All-Region third team selection

### SINGLE GAME CAREER HIGHS

At Bats	6	at North Central (4/3/2023)
Hits	4	vs. Chicago (4/29/2023)
Runs Scored	3	vs. Chicago (4/29/2023)
Runs Batted In	5	vs. Dakota Wesleyan (3/11/2022)
Doubles	2	vs. Gettysburg (3/7/2023)
Triples	2	vs. Gallaudet University (3/11/2023)
Home Runs	1	vs. Chicago (4/29/2023)
Walks	2	vs. Chicago (4/29/2023)
Stolen Bases	2	vs. Northland College (3/11/2022)

Date	Opp.	AB	R	H	RBI	2B	3B	HR	BB	K	SB	CS	Avg.
2/17	GMU	1	1	1	0	0	0	0	0	0	0	0	1.000
2/21	LU	1	0	0	0	0	0	0	0	0	0	0	.500
2/25	NW	1	0	0	0	0	0	0	0	0	0	0	.333
2/27	DAV	1	0	0	0	0	0	0	1	1	0	0	.250
3/5	APP	2	0	0	0	0	0	0	0	1	0	0	.167
3/13	RID	2	0	0	0	0	0	0	0	0	0	0	.125
5/5	LONG	1	0	1	2	0	0	0	0	0	0	0	.182

### CAREER HITTING

YEAR	AVG	GP-GS	AB	R	H	2B	3B	HR	RBI	SLG%	BB	HP	SO	OB%
2020	.308	7-7	26	5	8	2	0	0	6	.385	1	1	5	.357
2021	.367	43-43	166	35	61	11	6	1	30	.524	19	6	26	.443
2022	.388	36-35	147	37	57	16	7	5	38	.694	17	1	17	.449
2023	.435	38-38	154	40	67	12	3	2	32	.591	16	3	10	.491
2024	.182	8-0	11	1	2	0	0	0	2	.182	1	0	4	.250
<b>TOTAL</b>	<b>.386</b>	<b>132-123</b>	<b>504</b>	<b>118</b>	<b>195</b>	<b>41</b>	<b>16</b>	<b>8</b>	<b>108</b>	<b>.641</b>	<b>54</b>	<b>11</b>	<b>62</b>	<b>.474</b>

# HOME RUN CHART

No.	Player	Game	Date	Opponent	Pitcher	On Base	Inning	Outs	Count	Score	Final
1	Alex Stone ^	1	2/16	vs. Indiana	Ryan Kraft	0	6th	1	0-0	2-0	6-3
2	Logan Bravo ^	1	2/16	vs. Indiana	Ryan Kraft	0	6th	1	1-1	3-0	6-3
3	Tyler Albright *	1	2/16	vs. Indiana	Evan Whiteaker	0	8th	0	3-2	6-3	6-3
4	AJ Gracia ^	2	2/17	vs. George Mason	Konner Eaton	2	1st	1	2-0	4-1	23-5
5	Devin Obee #^	2	2/17	vs. George Mason	Konner Eaton	0	1st	1	1-0	5-1	23-5
6	Wallace Clark^	2	2/17	vs. George Mason	Konner Eaton	1	1st	2	3-2	7-1	23-5
7	Zac Morris^	2	2/17	vs. George Mason	Konner Eaton	0	1st	2	1-0	8-1	23-5
8	AJ Gracia	2	2/17	vs. George Mason	Owen Stewart	2	2nd	0	0-1	11-1	23-5
9	Alex Stone	2	2/17	vs. George Mason	Owen Stewart	0	3rd	2	0-1	12-3	23-5
10	Devin Obee *	2	2/17	vs. George Mason	Owen Stewart	0	6th	0	2-0	14-3	23-5
11	Ben Miller	2	2/17	vs. George Mason	Owen Stewart	0	7th	0	1-2	15-4	23-5
12	AJ Gracia	2	2/17	vs. George Mason	Britt Yount	2	7th	0	1-0	18-4	23-5
13	Zac Morris	2	2/17	vs. George Mason	Britt Yount	2	7th	2	0-1	21-4	23-5
14	Chase Krewson	2	2/17	vs. George Mason	Luke Goodyear	1	8th	0	1-1	23-4	23-5
15	Zac Morris *	3	2/18	at Coastal Carolina	Ryan Lynch	0	1st	0	0-0	1-0	5-3
16	Ben Miller	3	2/18	at Coastal Carolina	Ryan Lynch	1	3rd	2	0-0	3-1	5-3
17	Ben Miller	5	2/23	Northwestern	Nolan Morr	0	1st	1	0-0	1-0	2-0
18	Wallace Clark *	6	2/25	Northwestern	Kellen Pate	0	6th	0	2-0	7-1	8-2
19	Macon Winslow	7	2/25	Northwestern	Garrett Shearer	1	3rd	1	1-1	6-3	20-9
20	Alex Stone	7	2/25	Northwestern	Drew Dickson	2	5th	2	0-0	12-3	20-9
21	Ben Miller	8	2/27	Davidson	Brycen Champey	1	1st	0	0-1	2-0	17-0
22	Zac Morris	8	2/27	Davidson	Isaac Fix	0	2nd	2	1-0	3-0	17-0
23	Logan Bravo	8	2/27	Davidson	Will Papciak	3	5th	0	2-1	12-0	17-0
24	Devin Obee ^	9	3/1	Akron	Jared Schaeffer	0	4th	1	3-1	2-0	6-0
25	Macon Winslow ^	9	3/1	Akron	Jared Schaeffer	0	4th	1	1-0	3-0	6-0
26	Zac Morris	9	3/1	Akron	Jared Schaeffer	1	4th	2	1-1	5-0	6-0
27	Devin Obee *	10	3/2	Akron	Sean Perkins	0	9th	0	0-1	3-4	3-4
28	Zac Morris ^	11	3/3	Akron	Jack Kelley	1	5th	1	2-1	3-0	7-2
29	Ben Miller ^	11	3/3	Akron	Anthony Fett	0	5th	1	1-0	4-0	7-2
30	Macon Winslow	12	3/5	Appalachian State	Tyler Tuthill	2	1st	1	3-0	6-0	28-2
31	Devin Obee *	12	3/5	Appalachian State	Trey Tujetsch	0	5th	0	3-1	7-2	28-2
32	Ben Miller	12	3/5	Appalachian State	Cy Smith	2	5th	0	0-0	12-2	28-2
33	Ben Miller	12	3/5	Appalachian State	Ryan Sleeper	3	5th	1	1-2	20-2	28-2
34	Chase Krewson	12	3/5	Appalachian State	Luke Coll	2	7th	1	0-0	25-2	28-2
35	Andrew Yu *	12	3/5	Appalachian State	Everette Harris	0	8th	0	1-1	28-2	28-2
36	AJ Gracia	13	3/8	at Wake Forest	Josh Hartle	1	4th	2	0-2	6-5	8-5
37	Zac Morris	13	3/8	at Wake Forest	Ben Shenosky	0	5th	2	1-0	7-5	8-5
38	AJ Gracia	13	3/8	at Wake Forest	Ben Shenosky	0	6th	1	2-2	8-5	8-5
39	Wallace Clark	14	3/9	at Wake Forest	Chase Burns	0	3rd	1	3-2	1-2	3-6
40	Alex Stone	17	3/13	Rider	Christian Coombes	1	3rd	1	1-1	12-4	18-4
41	Andrew Yu	17	3/13	Rider	Colby McNeely	3	8th	1	2-2	18-4	18-4
42	Logan Bravo	18	3/15	Clemson	Austin Gordon	2	1st	1	2-0	3-1	5-2
43	Logan Bravo	18	3/15	Clemson	Austin Gordon	0	3rd	1	0-0	4-1	5-2
44	Macon Winslow	18	3/15	Clemson	Joe Allen	0	5th	1	1-1	5-2	5-2
45	Ben Miller	20	3/17	Clemson	Aidan Knaak	0	1st	1	0-0	1-2	6-8
46	AJ Gracia	20	3/17	Clemson	Nick Clayton	1	8th	0	0-1	4-5	6-8
47	Chase Krewson	21	3/19	Towson	Fritz Meyer	1	7th	0	2-0	10-2	12-2
48	Andrew Yu !+	21	3/19	Towson	Kyle Emmons	1	8th	1	3-1	12-2	12-2
49	Logan Bravo *	22	3/22	at NC State	Sam Highfill	0	6th	0	3-2	2-2	3-4
50	Wallace Clark *	23	3/23	at NC State	Logan Whitaker	0	2nd	0	0-0	2-0	8-9
51	AJ Gracia	23	3/23	at NC State	Heath Andrews	1	8th	1	3-2	8-2	8-9
52	Alex Stone *	24	3/24	at NC State	Dominic Fritton	0	3rd	0	1-0	2-1	13-2
53	Zac Morris	24	3/24	at NC State	Dominic Fritton	1	3rd	2	2-2	5-1	13-2
54	Devin Obee	24	3/24	at NC State	Hollis Fanning	0	6th	1	0-0	6-2	13-2
55	Alex Stone	24	3/24	at NC State	Hollis Fanning	1	7th	1	0-0	9-2	13-2
56	Zac Morris	24	3/24	at NC State	Carson Kelly	3	7th	2	1-0	13-2	13-2
57	Ben Miller	25	3/26	Campbell	Drew Siegner	2	7th	0	3-1	5-1	11-1
58	Logan Bravo	28	3/30	Virginia	Kevin Jaxel	1	4th	1	3-1	2-2	7-4
59	AJ Gracia	29	4/2	at Liberty	Ben Roberts	2	8th	0	3-1	9-4	9-4
60	Alex Stone ^	34	4/13	at Pitt	Ryan Andrade	0	3rd	0	0-2	4-1	14-4
61	Logan Bravo ^	34	4/13	at Pitt	Ryan Andrade	0	3rd	0	1-2	5-1	14-4
62	Logan Bravo	35	4/13	at Pitt	Jack Sokol	1	6th	2	1-1	2-3	4-3
63	Zac Morris	35	4/13	at Pitt	Phil Fox	0	8th	1	3-2	3-3	4-3
64	Devin Obee	36	4/14	at Pitt	Ryan Reed	0	4th	2	3-2	1-1	10-11

\* - indicates leadoff home run | ^ - indicates back-to-back home run | ! - indicates walk-off home run | + - indicates pinch-hit home run | # - indicates inside the park home run

## HOME RUN CHART

No.	Player	Game	Date	Opponent	Pitcher	On Base	Inning	Outs	Count	Score	Final
65	Devin Obee	36	4/14	at Pitt	Ethan Firoved	2	5th	2	2-2	5-4	10-11
66	Kyle Johnson *	36	4/14	at Pitt	Ethan Firoved	0	6th	0	0-1	6-4	10-11
67	Logan Bravo	38	4/19	at Virginia Tech	Jacob Exum	1	3rd	2	3-2	5-2	9-8
68	Zac Morris *	38	4/19	at Virginia Tech	Preston Crowl	0	5th	1	3-2	6-2	9-8
69	Logan Bravo *	38	4/19	at Virginia Tech	Wyatt Parliament	0	8th	1	1-1	7-8	9-8
70	Ben Miller *	38	4/19	at Virginia Tech	Jordan Little	0	9th	0	2-1	8-8	9-8
71	AJ Gracia	40	4/21	at Virginia Tech	Griffin Stieg	1	1st	1	3-2	2-0	13-10
72	Ben Miller	40	4/21	at Virginia Tech	Griffin Stieg	0	3rd	1	0-1	3-0	13-10
73	Logan Bravo	40	4/21	at Virginia Tech	Preston Crowl	2	7th	1	0-0	9-9	13-10
74	Wallace Clark *	40	4/21	at Virginia Tech	Jordan Little	0	8th	0	1-0	10-10	13-10
75	AJ Gracia *	40	4/21	at Virginia Tech	Jordan Little	0	9th	0	3-2	11-10	13-10
76	Devin Obee	40	4/21	at Virginia Tech	Jordan Little	1	9th	2	2-1	13-10	13-10
77	Devin Obee	43	4/27	Florida State	Carson Dorsey	1	4th	1	1-2	2-2	6-7
78	Ben Miller *	43	4/27	Florida State	Andrew Armstrong	0	9th	0	0-2	6-7	6-7
79	Kyle Johnson ^	44	4/28	Florida State	Noah Short	2	2nd	2	2-2	10-2	16-4
80	Chase Krewon ^	44	4/28	Florida State	Noah Short	0	2nd	2	1-0	11-2	16-4
81	Zac Morris ^	44	4/28	Florida State	Noah Short	0	2nd	2	0-1	12-2	16-4
82	AJ Gracia	45	5/5	Longwood	Brenton Fisher	2	3rd	2	3-2	3-0	23-3
83	Devin Obee	45	5/5	Longwood	Kevin Warunek	0	4th	1	3-1	4-1	23-3
84	Devin Obee	45	5/5	Longwood	Johnny Sayers	2	6th	1	0-0	12-3	23-3
85	Alex Stone	45	5/5	Longwood	Johnny Sayers	3	6th	2	1-0	17-3	23-3
86	Ben Miller	47	5/7	at East Carolina	Erik Ritchie	0	1st	1	1-0	1-0	5-2
87	Kyle Johnson ^	47	5/7	at East Carolina	Jaden Winter	0	4th	2	3-1	3-0	5-2
88	Zac Morris ^	47	5/7	at East Carolina	Jaden Winter	0	4th	2	1-0	4-0	5-2

\* - indicates leadoff home run | ^ - indicates back-to-back home run | ! - indicates walk-off home run | + - indicates pinch-hit home run | # - indicates inside the park home run



# 2024 DUKE ROSTER

## NUMERICAL

NO.	NAME	POS.	B/T	HT./WT.	YR.	HOMETOWN/PREVIOUS SCHOOL
1	Jimmy Romano	RHP/INF	R/R	6-1 / 200	Jr.	Roseland, N.J. (Saint Joseph Regional)
2	Andrew Healy	LHP	L/L	6-6 / 200	So.	Glen Mills, Pa. (William Penn Charter)
3	Andrew Yu	C	R/R	6-0 / 220	Jr.	Nashville, Tenn. (Ensworth)
4	Gabriel Nard	RHP/INF	R/R	5-11 / 190	So.	Shaker Heights, Ohio (St. Ignatius)
5	Alex Stone	C	R/R	6-5 / 235	Sr.	Andover, N.J. (Newton)
6	Macon Winslow	C	R/R	6-0 / 200	Fr.	Hertford, N.C. (Pro5 Baseball Academy)
7	Wallace Clark	INF	S/R	6-0 / 180	Jr.	Tulsa, Okla. (Oklahoma)
8	Josh Allen	LHP/OF	L/L	6-1 / 200	Sr.	Oviedo, Fla. (Oviedo)
9	Owen Proksch	LHP	L/L	6-3 / 225	So.	Southlake, Texas (Carroll Senior)
10	Aidan Weaver	RHP	R/R	6-5 / 230	So.	Jamison, Pa. (Central Bucks-East)
11	Edward Hart	LHP	L/L	6-5 / 235	So.	San Antonio, Texas (Alamo Heights)
12	Jonathan Santucci	OF/LHP	L/L	6-2 / 205	Jr.	Leominster, Mass. (Phillips Academy)
13	Devin Obee	OF	R/R	6-2 / 215	Jr.	Nashville, Tenn. (Ensworth)
15	Kyle Johnson	OF/LHP	R/L	6-1 / 205	Fr.	Leesburg, Va. (Riverside)
16	Jackson Emus	RHP/IB	S/R	6-5 / 240	Gr.	Clinton, Mass. (Princeton)
17	James Tallon	LHP	L/L	6-5 / 195	So.	Arlington, Va. (Yorktown)
18	Sam Harris	1B/OF	L/L	6-5 / 220	Fr.	Urbandale, Iowa (Urbandale)
19	Tim Noone	LHP	R/L	6-0 / 190	Gr.	Needham, Mass (Babson College)
20	Nick Conte	RHP	R/R	5-10 / 200	Sr.	North Providence, R.I. (North Providence)
21	Mike Miller	RHP/IB	L/R	6-4 / 220	Fr.	Mendota, Minn. (St. Thomas Academy)
22	Zac Morris	INF	R/R	5-11 / 185	Gr.	Suffolk, Va. (VMI)
23	Logan Bravo	INF	R/R	6-5 / 215	Gr.	Andover, Mass (Harvard)
24	Chad Knight	C	R/R	6-0 / 210	Gr.	Westport, Conn. (Staples)
25	Chase Krewson	OF/LHP	L/L	6-2 / 205	Fr.	Bridgeville, Pa. (South Fayette TWP)
27	Ryan Higgins	RHP	R/R	6-2 / 210	Jr.	New Canaan, Pa. (St. Luke's)
29	AJ Gracia	OF/LHP	L/L	6-3 / 195	Fr.	Monroe, N.J. (Ranney)
30	Cam Poe	LHP/OF	L/L	6-3 / 215	Fr.	Chesterfield, Mo. (Christian Brothers College)
31	Fran Oschell III	RHP	R/R	6-7 / 230	Jr.	Phoenixville, Pa. (Malvern Prep)
32	Sam Yelton	OF	L/L	5-11 / 200	Jr.	Harrisburg, N.C. (Central Cabarrus)
33	Roman DiGiacomo	C	R/R	6-3 / 220	So.	Fairfield, Conn. (Fairfield Warde)
34	Ben Miller	1B	R/R	6-1 / 225	Gr.	Durham, N.C. (Penn)
35	David Boisvert	RHP	R/R	6-5 / 215	Jr.	Charlotte, N.C. (Cannon School)
36	Noah Murray	INF	R/R	5-10 / 170	Fr.	Crozet, Va. (The Miller School of Albemarle)
40	Tyler Albright	OF	R/L	6-0 / 200	So.	Greensboro, N.C. (Grimsley)
45	Jimmy Evans	OF	L/L	5-9 / 180	Gr.	Norwalk, Conn. (Tufts University)
47	Charlie Beilenson	RHP	R/R	6-0 / 215	Gr.	Los Angeles, Calif. (Brown University)
49	James Raidt	RHP/OF	R/R	6-3 / 180	Fr.	Stamford, Conn. (King & Low-Heywood Thomas)
50	Harrison Rodgers	INF	L/R	5-11 / 185	Gr.	San Diego, Calif. (Colorado Mesa)
51	Ben Weaver	OF	L/L	5-11 / 185	Gr.	Doylestown, Pa. (Wheaton College)

## COACHING AND SUPPORT STAFF

NO.	NAME	POS.	AT DUKE	ALMA MATER (YEAR)
14	Chris Pollard	Head Coach	12th Season	Davidson (1996)
41	Ty Blankmeyer	Assistant Coach / Recruiting	2nd Season	St. John's (2016)
39	Brady Kirkpatrick	Pitching Coach	2nd Season	Maryland (2014)
28	Eric Tyler	Hitting Coach	2nd Season	East Carolina (2017)
	Brian Sakowski	Director of Recruiting, Analytics, Player Development	1st Season	Central Michigan (2014)
	Danny Jung	Director of Baseball Operations	3rd Season	Notre Dame (2020)
	Aldo Plata	Associate Athletic Trainer	12th Season	UNCW (2003)
	Dan Perlmutter	Director of Sports Performance	17th Season	Springfield College (2003)

## ALPHABETICAL

NO.	NAME	PRONUNCIATION
40	Tyler Albright	
8	Josh Allen	
47	Charlie Beilenson	Bee-lin-son
35	David Boisvert	Boy-vay
23	Logan Bravo	
7	Wallace Clark	
20	Nick Conte	
33	Roman DiGiacomo	D-jock-ah-mo
16	Jackson Emus	EE-mus
45	Jimmy Evans	
29	AJ Gracia	Gracias - "s"
18	Sam Harris	
11	Edward Hart	
2	Andrew Healy	
27	Ryan Higgins	
15	Kyle Johnson	
24	Chad Knight	
25	Chase Krewson	Crew-son
34	Ben Miller	
21	Mike Miller	
22	Zac Morris	
36	Noah Murray	
4	Gabriel Nard	
19	Tim Noone	Noon
13	Devin Obee	O-bee
31	Fran Oschell III	OH-shell
30	Camron Poe	Po
9	Owen Proksch	Prok-shh
49	James Raidt	Rate
50	Harrison Rodgers	
1	Jimmy Romano	
12	Jonathan Santucci	
5	Alex Stone	
17	James Tallon	
10	Aidan Weaver	
51	Ben Weaver	
6	Macon Winslow	
32	Sam Yelton	
3	Andrew Yu	You

## BY STATE

NO.	STATE
5	Connecticut
5	North Carolina
5	Pennsylvania
4	Massachusetts
4	Virginia
3	New Jersey
2	California
2	Tennessee
2	Texas
1	Florida
1	Iowa
1	Minnesota
1	Missouri
1	Ohio
1	Oklahoma
1	Rhode Island

## DAILY BATTING LOGS

PLAYER	SEASON HIGH HIT STREAK	4/19	4/20	4/21	4/23	4/26	4/27	4/28	5/5	5/5	5/7	5/10	5/11	5/12
		@VT	@VT	@VT	@CAM	FSU	FSU	FSU	LONG	LONG	@ECU	@GT	@GT	@GT
<b>Albright</b>	4G (2/16-2/21)		b	o	o			o		o				
<b>Bravo</b>	4G (2/16-2/21)	24w4o	okoo	oko42	oh	kfoo	1oowk	121w2	kohow	e1wk	eko1l			
<b>Clark</b>	7G (2/16-2/25)	kkkwoh	1w1kk	o1o4o	oo	kok1	1h2ko	kwkoe	oh2ow	31w	okhb2			
<b>DiGiacomo</b>	1G (4/23)				1				o					
<b>Evans</b>	2G (2/27-3/13)		o	k										
<b>Gracia</b>	7G (3/10-3/19)	o2kkok	ookk	4ok14	o1	11kk	oo2w1	w1fk	o4w1w	ckoo	hk1ko			
<b>Harris</b>	1G (4/23)				w1									
<b>Johnson</b>	2G (4/26-4/28)	kkk				w112		w4wk		okww	o4wkk			
<b>Knight</b>	3G (3/13-3/30)				2w		w		w					
<b>Krewson</b>	5G (4/27-5/7)	ko	oo	oo1	owoo		o1	141k	1oww2	wk1o	o1ook			
<b>B. Miller</b>	18G (3/17-4/23)	1kow41	k2kow	o4kco	k1	koooo	koko4	2kokh	owkoh	1eho	4e1wh			
<b>Morris</b>	16G (2/24-3/19)	114kkb	1ocok	1ko2o	wo	2wkk1	wkko	114wk	k11ww	h1wfk	ow4oo			
<b>Murray</b>	1G (5/5)				wk				1					
<b>Obee</b>	9G (2/21-3/5)	oookoc	ookw	2ofo4	wf	kkoo	k4oco	oko1w	o414w	w2w	ooo2o			
<b>Rodgers</b>	2G (2/27-3/5)				w					o				
<b>Stone</b>	7G (3/9-3/17)	11eokw	kook	ko1co	kc	e2kkk	k1o2h	cho2o	owo24	ooo2	1ohkk			
<b>B. Weaver</b>	1G (5/5)				kk				1					
<b>Winslow</b>	4G (2/24-3/1)	1ooww	ook	k11o	oo	kcok	1k		okoh					
<b>Yelton</b>														
<b>Yu</b>	4G (3/16-3/22)		o		fk		cok		1					

**Key:** 1-Single, 2-Double, 3-Triple, 4-Home Run, o-Out, k-Strikeout, w-Walk, h-HBP, e-Reached on error, b-SacBunt, c-Reached on fielder's choice, f-SacFly, d-double play; **Note:** Read left-to-right for first-to-last AB. Shaded tiles represent games recording at least one hit.



## LAST HR BY DUKE

Andrew Yu vs. Towson (March 19, 2024)
Alex Stone vs. Longwood (May 5, 2024)
Devin Obee vs. Longwood (May 5, 2024)
AJ Gracia vs. George Mason (February 17, 2024)
Kyle Johnson and Zac Morris at East Carolina (May 7, 2024)
Kyle Johnson, Chase Krewson, Zac Morris vs. Florida State (April 28, 2024 - 2nd)
Zac Morris at Coastal Carolina (February 17, 2024)
Devin Obee vs. George Mason (February 17, 2024)
Andrew Yu vs. Towson (March 19, 2024)

## LAST HR BY OPPONENT

Pinch Hit	-
Grand Slam	Drew Compton at Georgia Tech (April 22, 2022)
2-HR Game	Alec Makarewicz at NC State (March 24, 2024)
3-HR Game	Lawson Harrill at Campbell (April 23, 2024)
B2B HR	Tanner Schobel and Jack Hurley at Virginia Tech (May 21, 2022 - 1st)
3+ HR, 1 Inning	Nick Biddison, Tanner Schobel and Jack Hurley at Virginia Tech (May 21, 2022 - 1st)
Leadoff Game	South Trimble vs. George Mason (February 17, 2024)
Inside-the-Park	-
Walk-off HR	Ryan Cole at Notre Dame (March 19, 2021)

## LAST TIME BY DUKE

February 23, 2024 - Northwestern; W, 2-0
February 21, 2020 - Cornell; W, 8-0
March 7, 2023 - Appalachian State; W, 5-0
April 19, 2024 - Virginia Tech (16)
April 6, 2021 - NC Central (18)
May 5, 2024 - Longwood (11)
April 28, 2024 - Florida State (16)
May 5, 2024 - Longwood (23)
March 5, 2024 - Appalachian State (28)
April 7, 2024 - Miami (6 - 8th inning)
April 13, 2024 - Pittsburgh (7 - 3rd inning)
February 25, 2024 - Northwestern (8 - 5th inning)
May 7, 2023 - Longwood (9 - 8th inning)
May 5, 2024 - Longwood (15 - 6th inning)
February 17, 2024 - George Mason (6 - 1st inning)
April 28, 2024 - Florida State (7 - 2nd inning)
May 18, 2021 - Davidson (8 - 5th inning)
March 13, 2024 - Rider (10 - 1st inning)
February 16-18, 2024 - Baseball at the Beach Tournament (45)
February 24-26, 2023 - Baylor (47)
May 5, 2024 - Longwood (4)
April 21, 2024 - Virginia Tech (6)
February 17, 2024 - George Mason (11)
March 22-24, 2024 - NC State (8)
April 19-21, 2024 - Virginia Tech (10)
February 16-18 - Baseball at the Beach Tournament (16)
June 2, 2023 - UNCW (6)
March 1, 2022 - East Carolina
April 3, 2021 - Miami
February 28, 2023 - East Carolina
April 14, 2018 - Florida State

## LAST TIME BY OPPONENT

Pitched a SHO	May 1, 2022 (GM2) - High Point; L, 0-11
Pitched a No-Hitter	June 8, 2019 - Vanderbilt; L, 0-3
Pitched a One-Hitter	April 14, 2017 - Boston College; L, 1-3
Tossed 16+ Strikeouts	April 1, 2022 - Miami; L 1-4
Tossed 18+ Strikeouts	March 9, 2024 - Wake Forest; L 3-6
Scored 10+ Runs	April 21, 2024 - Pittsburgh; W 13-10
Scored 15+ Runs	April 23, 2024 - Campbell; L 4-18 (7)
Scored 20+ Runs	April 12, 2021 - North Carolina; L 8-21
Scored 25+ Runs	April 16, 1995 - North Carolina; L 4-25
Scored 6+ Runs in Inning	February 25, 2024 - Northwestern (6 - 9th inning)
Scored 7+ Runs in Inning	April 15, 2023 - Boston College (7 - 6th inning)
Scored 8+ Runs in Inning	March 22, 2022 - William & Mary (8 - 2nd inning)
Scored 9+ Runs in Inning	April 12, 2021 - North Carolina (9 - 5th inning)
Scored 10+ Runs in Inning	May 18, 2018 - Georgia Tech (12 - 5th inning)
Recorded 6+ Hits in Inning	April 22, 2022 - Georgia Tech (6 - 7th inning)
Recorded 7+ Hits in Inning	June 4, 2021 - Liberty (7 - 4th inning)
Recorded 8+ Hits in Inning	May 18, 2018 - Georgia Tech (9 - 5th inning)
Recorded 9+ Hits in Inning	May 18, 2018 - Georgia Tech (9 - 5th inning)
Recorded 40+ Hits in 3G Series	May 17-19, 2018 - Georgia Tech (40)
Recorded 45+ Hits in 3G Series	-
Hit 4+ HR in Game	May 21, 2022 - Virginia Tech (5)
Hit 5+ HR in Game	May 21, 2022 - Virginia Tech (5)
Hit 6+ HR in Game	May 19, 2022 - Virginia Tech (6)
Hit 8+ HR in 3G Series	May 19-21, 2022 - Virginia Tech (13)
Hit 10+ HR in 3G Series	May 19-21, 2022 - Virginia Tech (13)
Hit 11+ HR in 3G Series	May 19-21, 2022 - Virginia Tech (13)
Stole 6 Bases in Game	-
Made 4+ Errors in Game	March 19, 2024 - Towson (4)
Made 5+ Errors in Game	March 4, 2023 - Princeton (7)
Turned 3+ Double Plays	March 8, 2022 - UMass Lowell
Turned 4+ Double Plays	June 6, 2021 - Liberty

## RECORD BY POSITION

C	1B	2B	3B	SS	LF	RF	CF	DH
0-0	0-0	0-0	0-0	0-0	9-2	0-0	0-0	0-0
0-0	33-14	0-0	0-0	0-0	0-0	0-0	0-0	0-0
0-0	0-0	0-0	0-0	33-14	0-0	0-0	0-0	0-0
0-0	0-0	0-0	0-0	0-0	0-0	0-0	0-0	0-0
0-0	0-0	0-0	0-0	0-0	1-0	31-14	0-0	1-0
0-0	0-0	0-0	0-0	0-0	0-0	0-0	0-0	0-0
0-0	0-0	0-0	0-0	0-0	4-2	2-0	0-0	6-1
0-0	0-0	0-0	0-0	0-0	0-0	0-0	0-0	0-0
0-0	0-0	0-0	0-0	0-0	10-1	0-0	0-0	6-6
0-0	0-0	0-0	30-13	0-0	0-0	0-0	0-0	0-0
0-0	0-0	33-14	0-0	0-0	0-0	0-0	0-0	0-0
0-0	0-0	0-0	0-0	0-0	0-0	0-0	0-0	0-0
0-0	0-0	0-0	0-0	0-0	0-0	0-0	33-14	0-0
0-0	0-0	0-0	0-0	0-0	0-0	0-0	0-0	0-0
0-0	0-0	0-0	0-0	0-0	0-0	0-0	0-0	0-0
0-0	0-0	0-0	0-0	0-0	0-0	0-0	0-0	0-0
0-0	0-0	0-0	3-1	0-0	0-0	0-0	0-0	1-0
21-12	0-0	0-0	0-0	0-0	0-0	0-0	0-0	12-2
0-0	0-0	0-0	0-0	0-0	0-0	0-0	0-0	0-0
12-2	0-0	0-0	0-0	0-0	9-9	0-0	0-0	3-2
0-0	0-0	0-0	0-0	0-0	0-0	0-0	0-0	0-0
0-0	0-0	0-0	0-0	0-0	0-0	0-0	0-0	4-3

## RECORD BY BATTING ORDER

	1st	2nd	3rd	4th	5th	6th	7th	8th	9th
ALBRIGHT	0-0	0-0	0-0	0-0	0-0	0-0	3-0	5-2	1-0
BRAVO	0-0	0-0	0-0	26-10	5-3	0-1	2-0	0-0	0-0
CLARK	2-1	0-0	0-0	0-0	1-1	5-2	4-2	5-1	16-7
DIGIACOMO	0-0	0-0	0-0	0-0	0-0	0-0	0-0	0-0	0-0
EVANS	0-0	0-0	0-0	0-0	0-0	0-0	0-0	0-0	0-0
GRACIA	0-0	2-1	15-6	0-1	16-6	0-0	0-0	0-0	0-0
HARRIS	0-0	0-0	0-0	0-0	0-0	0-0	0-0	0-0	0-0
JOHNSON	0-0	0-0	0-0	0-0	0-0	0-0	0-0	10-2	2-1
KNIGHT	0-0	0-0	0-0	0-0	0-0	0-0	0-0	0-0	0-0
KREWSON	0-0	0-0	0-0	0-0	5-1	5-2	0-1	2-2	4-1
B. MILLER	0-0	30-13	0-0	0-0	0-0	0-0	0-0	0-0	0-0
MORRIS	31-13	1-0	1-1	0-0	0-0	0-0	0-0	0-0	0-0
MURRAY	0-0	0-0	0-0	0-0	0-0	0-0	0-0	0-0	0-0
OBEE	0-0	0-0	0-0	0-0	0-0	19-7	7-3	7-4	0-0
POE	0-0	0-0	0-0	0-0	0-0	0-0	0-0	0-0	0-0
RAIDT	0-0	0-0	0-0	0-0	0-0	0-0	0-0	0-0	0-0
RODGERS	0-0	0-0	0-0	0-0	0-0	0-0	0-0	0-0	4-1
STONE	0-0	0-0	17-7	7-3	6-3	3-1	0-0	0-0	0-0
B. WEAVER	0-0	0-0	0-0	0-0	0-0	0-0	0-0	0-0	0-0
WINSLOW	0-0	0-0	0-0	0-0	0-0	1-0	16-8	2-1	5-4
YELTON	0-0	0-0	0-0	0-0	0-0	0-0	0-0	0-0	0-0
YU	0-0	0-0	0-0	0-0	0-0	0-1	1-0	2-2	1-0



## GAME-BY-GAME STARTERS BY POSITION

Opponent	C	1B	2B	3B	SS	LF	CF	RF	DH	P
Feb. 16 - Indiana	Stone	Bravo	Morris	B. Miller	Clark	Albright	Obee	Johnson	Gracia	Santucci
Feb. 17 - George Mason	Winslow	Bravo	Morris	B. Miller	Clark	Albright	Obee	Gracia	Stone	Healy
Feb. 18 - Coastal Carolina	Stone	Bravo	Morris	B. Miller	Clark	Winslow	Obee	Gracia	Johnson	A. Weaver
Feb. 21 - Liberty	Stone	Bravo	Morris	B. Miller	Clark	Albright	Obee	Gracia	Winslow	Noone
Feb. 23 - Northwestern	Stone	Bravo	Morris	B. Miller	Clark	Albright	Obee	Gracia	Johnson	Santucci
Feb. 24 - Northwestern	Winslow	Bravo	Morris	B. Miller	Clark	Gracia	Obee	Johnson	Stone	Healy
Feb. 25 - Northwestern	Stone	Bravo	Morris	B. Miller	Clark	Albright	Obee	Gracia	Winslow	A. Weaver
Feb. 27 - Davidson	Winslow	Bravo	Morris	B. Miller	Clark	Johnson	Obee	Gracia	Stone	Noone
Mar. 1 - Akron	Stone	Bravo	Morris	B. Miller	Clark	Johnson	Obee	Gracia	Winslow	Santucci
Mar. 2 - Akron	Winslow	Bravo	Morris	B. Miller	Clark	Albright	Obee	Gracia	Stone	Healy
Mar. 3 - Akron	Stone	Bravo	Morris	B. Miller	Clark	Winslow	Obee	Gracia	Yu	Johnson
Mar. 5 - Appalachian State	Stone	Bravo	Morris	B. Miller	Clark	Winslow	Obee	Gracia	Johnson	Noone
Mar. 6 - Georgetown	- Canceled -									
Mar. 8 - Wake Forest	Stone	Bravo	Morris	B. Miller	Clark	Winslow	Obee	Gracia	Yu	Santucci
Mar. 9 - Wake Forest	Stone	Bravo	Morris	B. Miller	Clark	Winslow	Obee	Gracia	Krewson	Healy
Mar. 10 - Wake Forest	Winslow	Bravo	Morris	B. Miller	Clark	Albright	Obee	Gracia	Stone	Johnson
Mar. 12 - Rider	Stone	Bravo	Morris	B. Miller	Clark	Albright	Obee	Gracia	Winslow	Noone
Mar. 13 - Rider	Winslow	Bravo	Morris	B. Miller	Clark	Krewson	Obee	Gracia	Stone	Emus
Mar. 15 - Clemson	Stone	Bravo	Morris	B. Miller	Clark	Winslow	Obee	Gracia	Krewson	Santucci
Mar. 16 - Clemson	Stone	Bravo	Morris	B. Miller	Clark	Winslow	Obee	Gracia	Krewson	Healy
Mar. 17 - Clemson	Stone	Bravo	Morris	B. Miller	Clark	Winslow	Obee	Gracia	Yu	Noone
Mar. 19 - Towson	Winslow	Bravo	Morris	B. Miller	Clark	Krewson	Obee	Gracia	Stone	Boisvert
Mar. 22 - NC State	Stone	Bravo	Morris	B. Miller	Clark	Winslow	Obee	Gracia	Yu	Santucci
Mar. 23 - NC State	Winslow	Bravo	Morris	B. Miller	Clark	Krewson	Obee	Gracia	Stone	Higgins
Mar. 24 - NC State	Stone	Bravo	Morris	B. Miller	Clark	Winslow	Obee	Gracia	Yu	Healy
Mar. 26 - Campbell	Winslow	Bravo	Morris	B. Miller	Clark	Krewson	Obee	Gracia	Stone	Boisvert
Mar. 29 - Virginia	Stone	Bravo	Morris	B. Miller	Clark	Winslow	Obee	Gracia	Krewson	Santucci
Mar. 30 - Virginia	Stone	Bravo	Morris	B. Miller	Clark	Winslow	Obee	Gracia	Krewson	Higgins
Mar. 31 - Virginia	Stone	Bravo	Morris	B. Miller	Clark	Krewson	Obee	Gracia	Rodgers	Healy
Apr. 2 - Liberty	Winslow	Bravo	Morris	B. Miller	Clark	Krewson	Obee	Gracia	Stone	Johnson
Apr. 5 - Miami	Stone	Bravo	Morris	B. Miller	Clark	Albright	Obee	Gracia	Krewson	Santucci
Apr. 6 - Miami	Stone	Bravo	Morris	B. Miller	Clark	Winslow	Obee	Gracia	Yu	Johnson
Apr. 7 - Miami	Winslow	Bravo	Morris	B. Miller	Clark	Krewson	Obee	Gracia	Stone	Boisvert
Apr. 9 - William & Mary	Stone	Bravo	Morris	B. Miller	Clark	Johnson	Obee	Gracia	Krewson	Noone
Apr. 13 - Pitt	Stone	Bravo	Morris	Rodgers	Clark	Albright	Obee	Gracia	Krewson	Santucci
Apr. 13 - Pitt	Winslow	Bravo	Morris	Rodgers	Clark	Albright	Obee	Gracia	Stone	Johnson
Apr. 14 - Pitt	Stone	Bravo	Morris	Rodgers	Clark	Winslow	Obee	Gracia	Johnson	Boisvert
Apr. 16 - Gardner-Webb	Stone	Bravo	Morris	Rodgers	Clark	Krewson	Obee	Gracia	Johnson	Nard
Apr. 19 - Virginia Tech	Stone	Bravo	Morris	B. Miller	Clark	Winslow	Obee	Gracia	Johnson	Santucci
Apr. 20 - Virginia Tech	Stone	Bravo	Morris	B. Miller	Clark	Winslow	Obee	Gracia	Krewson	Johnson
Apr. 21 - Virginia Tech	Winslow	Bravo	Morris	B. Miller	Clark	Krewson	Obee	Gracia	Stone	Noone
Apr. 23 - Campbell	Stone	Bravo	Morris	B. Miller	Clark	Winslow	Obee	Gracia	Krewson	Noone
Apr. 26 - Florida State	Stone	Bravo	Morris	B. Miller	Clark	Johnson	Obee	Gracia	Winslow	Santucci
Apr. 27 - Florida State	Stone	Bravo	Morris	B. Miller	Clark	Winslow	Obee	Gracia	Yu	Johnson
Apr. 28 - Florida State	Stone	Bravo	Morris	B. Miller	Clark	Johnson	Obee	Gracia	Krewson	Higgins
May 5 - Longwood	Winslow	Bravo	Morris	B. Miller	Clark	Krewson	Obee	Gracia	Stone	Johnson
May 5 - Longwood	Stone	Bravo	Morris	B. Miller	Clark	Krewson	Obee	Gracia	Johnson	Santucci
May 7 - East Carolina	Stone	Bravo	Morris	B. Miller	Clark	Johnson	Obee	Gracia	Krewson	
May 10 - Georgia Tech										
May 11 - Georgia Tech										
May 12 - Georgia Tech										
May 14 - College of Charleston										
May 16 - North Carolina										
May 17 - North Carolina										
May 18 - North Carolina										



## GAME-BY-GAME STARTERS BY BATTING ORDER

Opponent	1	2	3	4	5	6	7	8	9
Feb. 16 - Indiana	Morris	B. Miller	Stone	Bravo	Gracia	Obee	Albright	Johnson	Clark
Feb. 17 - George Mason	Morris	B. Miller	Stone	Bravo	Gracia	Obee	Albright	Winslow	Clark
Feb. 18 - Coastal Carolina	Morris	B. Miller	Stone	Bravo	Gracia	Obee	Winslow	Johnson	Clark
Feb. 21 - Liberty	Morris	B. Miller	Stone	Bravo	Gracia	Obee	Winslow	Albright	Clark
Feb. 23 - Northwestern	Morris	B. Miller	Stone	Bravo	Gracia	Obee	Albright	Johnson	Clark
Feb. 24 - Northwestern	Morris	B. Miller	Stone	Bravo	Gracia	Obee	Winslow	Johnson	Clark
Feb. 25 - Northwestern	Morris	B. Miller	Stone	Bravo	Gracia	Obee	Winslow	Albright	Clark
Feb. 27 - Davidson	Morris	B. Miller	Stone	Bravo	Gracia	Obee	Winslow	Johnson	Clark
Mar. 1 - Akron	Morris	B. Miller	Stone	Bravo	Gracia	Obee	Winslow	Johnson	Clark
Mar. 2 - Akron	Morris	B. Miller	Stone	Bravo	Gracia	Obee	Winslow	Albright	Clark
Mar. 3 - Akron	Morris	B. Miller	Stone	Bravo	Gracia	Obee	Winslow	Yu	Clark
Mar. 5 - Appalachian State	Morris	B. Miller	Stone	Bravo	Gracia	Obee	Winslow	Johnson	Clark
Mar. 6 - Georgetown	- Canceled -								
Mar. 8 - Wake Forest	Morris	B. Miller	Stone	Bravo	Gracia	Obee	Winslow	Yu	Clark
Mar. 9 - Wake Forest	Morris	B. Miller	Stone	Bravo	Gracia	Obee	Winslow	Krewson	Clark
Mar. 10 - Wake Forest	Morris	B. Miller	Stone	Bravo	Gracia	Obee	Winslow	Albright	Clark
Mar. 12 - Rider	Morris	B. Miller	Stone	Bravo	Gracia	Obee	Winslow	Albright	Clark
Mar. 13 - Rider	Morris	B. Miller	Stone	Bravo	Gracia	Obee	Winslow	Krewson	Clark
Mar. 15 - Clemson	Morris	B. Miller	Stone	Bravo	Gracia	Obee	Winslow	Krewson	Clark
Mar. 16 - Clemson	Morris	B. Miller	Stone	Bravo	Gracia	Obee	Winslow	Krewson	Clark
Mar. 17 - Clemson	Morris	B. Miller	Stone	Bravo	Gracia	Obee	Winslow	Yu	Clark
Mar. 19 - Towson	Morris	B. Miller	Gracia	Bravo	Stone	Clark	Winslow	Obee	Krewson
Mar. 22 - NC State	Morris	B. Miller	Gracia	Bravo	Stone	Yu	Winslow	Obee	Clark
Mar. 23 - NC State	Morris	B. Miller	Gracia	Bravo	Stone	Clark	Winslow	Obee	Krewson
Mar. 24 - NC State	Morris	B. Miller	Gracia	Bravo	Stone	Winslow	Yu	Obee	Clark
Mar. 26 - Campbell	Morris	B. Miller	Gracia	Bravo	Stone	Clark	Winslow	Obee	Krewson
Mar. 29 - Virginia	Morris	B. Miller	Gracia	Bravo	Stone	Clark	Winslow	Obee	Krewson
Mar. 30 - Virginia	Morris	B. Miller	Gracia	Bravo	Stone	Krewson	Obee	Winslow	Clark
Mar. 31 - Virginia	Morris	B. Miller	Gracia	Bravo	Krewson	Stone	Clark	Obee	Rodgers
Apr. 2 - Liberty	Morris	B. Miller	Gracia	Bravo	Stone	Krewson	Obee	Clark	Winslow
Apr. 5 - Miami	Morris	B. Miller	Gracia	Bravo	Krewson	Stone	Clark	Obee	Albright
Apr. 6 - Miami	Morris	B. Miller	Gracia	Bravo	Stone	Clark	Obee	Winslow	Yu
Apr. 7 - Miami	Morris	B. Miller	Gracia	Bravo	Krewson	Stone	Clark	Obee	Winslow
Apr. 9 - William & Mary	Morris	B. Miller	Gracia	Bravo	Krewson	Stone	Clark	Obee	Johnson
Apr. 13 - Pittsburgh	Morris	Gracia	Stone	Bravo	Krewson	Obee	Clark	Albright	Rodgers
Apr. 13 - Pittsburgh	Morris	Gracia	Stone	Bravo	Clark	Obee	Winslow	Albright	Rodgers
Apr. 14 - Pittsburgh	Morris	Gracia	Stone	Bravo	Clark	Obee	Winslow	Johnson	Rodgers
Apr. 16 - Gardner-Webb	Clark	Morris	Gracia	Stone	Krewson	Obee	Bravo	Johnson	Rodgers
Apr. 19 - Virginia Tech	Clark	B. Miller	Morris	Stone	Gracia	Obee	Bravo	Johnson	Winslow
Apr. 20 - Virginia Tech	Clark	B. Miller	Morris	Stone	Gracia	Bravo	Krewson	Obee	Winslow
Apr. 21 - Virginia Tech	Morris	B. Miller	Gracia	Stone	Bravo	Krewson	Obee	Clark	Winslow
Apr. 23 - Campbell	Morris	B. Miller	Gracia	Stone	Bravo	Krewson	Obee	Clark	Winslow
Apr. 26 - Florida State	Morris	B. Miller	Stone	Gracia	Bravo	Clark	Obee	Johnson	Winslow
Apr. 27 - Florida State	Morris	B. Miller	Gracia	Stone	Bravo	Obee	Clark	Yu	Winslow
Apr. 28 - Florida State	Morris	B. Miller	Gracia	Stone	Bravo	Clark	Obee	Johnson	Krewson
May 5 - Longwood	Morris	B. Miller	Gracia	Stone	Bravo	Krewson	Obee	Clark	Winslow
May 5 - Longwood	Morris	B. Miller	Gracia	Stone	Bravo	Krewson	Obee	Clark	Johnson
May 7 - East Carolina	Morris	B. Miller	Gracia	Stone	Bravo	Krewson	Obee	Clark	Johnson
May 10 - Georgia Tech									
May 11 - Georgia Tech									
May 12 - Georgia Tech									
May 14 - College of Charleston									
May 16 - North Carolina									
May 17 - North Carolina									
May 18 - North Carolina									

# 2024 DAY-BY-DAY RESULTS

DATE	OPP	W/L	SCORE	WP	LP	SV	REC.
2/16	vs. IU	W	6-3	Santucci (1-0)	Risedorph (0-1)	Beilenson (1)	1-0
2/17	vs. GMU	W	23-5	Johnson (1-0)	Eaton (0-1)	-	2-0
2/18	vs. CCU	W	5-3	A. Weaver (1-0)	Lynch (0-1)	Beilenson (2)	3-0
2/21	LU	W	4-2	Noone (1-0)	Moran (0-1)	Beilenson (3)	4-0
2/23	NU	W	2-0	Santucci (2-0)	Morr (1-1)	Beilenson (4)	5-0
2/24	NU	W	8-2	Healy (1-0)	McClure (0-2)	-	6-0
2/25	NU	W	20-9	Johnson (2-0)	Shearer (0-1)	-	7-0
2/27	DAV	W	17-0 (7)	Noone (2-0)	Champey (0-1)	-	8-0
3/1	AKR	W	6-0	Santucci (3-0)	Schaeffer (0-2)	-	9-0
3/2	AKR	L	3-4	Perkins (1-0)	Weaver (0-1)	-	9-1
3/3	AKR	W	7-2	Johnson (3-0)	Atkins (0-2)	Beilenson (5)	10-1
3/5	APP	W	28-2	Noone (3-0)	Boyd (0-1)	-	11-1
3/6	GU		-	- Canceled -			
3/8	@WF	W	8-5	Proksch (1-0)	Hartle (3-1)	Beilenson (6)	12-1
3/9	@WF	L	3-6	Burns (3-0)	Healy (1-1)	Falco (4)	12-2
3/10	@WF	W	10-8	Romano (1-0)	Massey (3-1)	Beilenson (7)	13-2
3/12	RID	L	2-6	Poliey (1-1)	Noone (3-1)	-	13-3
3/13	RID	W	18-4	Boisvert (1-0)	Hawkes (0-2)	-	14-3
3/15	CLEM	W	5-2	Santucci (4-0)	Gordon (0-1)	Beilenson (8)	15-3
3/16	CLEM	L	7-8	Smith (2-0)	Nard (0-1)	Hughes (2)	15-4
3/17	CLEM	L	6-8 (10)	Hughes (1-0)	Beilenson (0-1)	Marchal (1)	15-5
3/19	TOW	W	12-2 (8)	Boisvert (2-0)	Luczak (0-1)	-	16-5
3/22	@NCSU	L	3-4	Highfill (2-1)	Nard (0-2)	Dudan (3)	16-6
3/23	@NCSU	L	8-9	Smith (1-0)	Beilenson (0-2)	-	16-7
3/24	@NCSU	W	13-2 (7)	Healy (2-1)	Fritton (1-2)	-	17-7
3/26	CAM	W	11-1	Proksch (2-0)	Weigman (1-1)	-	18-7
3/29	UVA	W	9-4	Santucci (5-0)	McKay (2-1)	-	19-7
3/30	UVA	L	3-7	Hungate (2-0)	Higgins (0-1)	-	19-8
3/31	UVA	W	7-4	Hart (1-0)	Woolfolk (1-1)	-	20-8
4/2	@LU	W	9-4	Nard (1-2)	Hudson (0-1)	-	21-8
4/5	UM	W	4-3	Beilenson (1-2)	Robert (5-1)	-	22-8
4/6	UM	W	5-4	Beilenson (2-2)	Chestnutt (0-2)	-	23-8
4/7	UM	W	11-10 (11)	Conte (1-0)	Crowther (0-4)	-	24-8
4/9	W&M	L	2-4	Knowles (5-0)	Noone (3-2)	Hindy (1)	24-9
4/13	@PITT	W	14-4 (7)	Nard (2-2)	Andrade (0-3)	-	25-9
4/13	@PITT	W	4-3	Beilenson (3-2)	Fox (3-2)	-	26-9
4/14	@PITT	L	10-11	Kovel (2-0)	Romano (1-1)	Fox (3)	26-10
4/16	GWU	W	2-1	Beilenson (4-2)	Pazos (1-3)	-	27-10
4/19	@VT	W	9-8 (11)	Beilenson (5-2)	Little (0-1)	-	28-10
4/20	@VT	L	1-2 (11)	Manning (2-0)	Oschell III (0-1)	-	28-11
4/21	@VT	W	13-10	Proksch (3-0)	Little (0-2)	Beilenson (9)	29-11
4/23	@CAM	L	4-18 (7)	Bargo (1-0)	Noone (3-3)	-	29-12
4/26	FSU	L	2-4	Arnold (8-1)	Santucci (5-1)	Hults (3)	29-13
4/27	FSU	L	6-7	Dorsey (3-2)	Johnson (3-1)	Abraham (1)	29-14
4/28	FSU	W	16-4 (7)	Tallon (1-0)	Louck (0-1)	-	30-14
5/5	LONG	W	23-3 (7)	Higgins (1-1)	Fisher (2-3)	-	31-14
5/5	LONG	W	11-1 (7)	Santucci (6-1)	D'Ercole (4-1)	-	32-14
5/7	@ECU	W	5-2	Higgins (2-1)	Ritchie (1-1)	Beilenson (10)	33-14
5/10	@GT						
5/11	@GT						
5/12	@GT						
5/14	CofC						
5/16	UNC						
5/17	UNC						
5/18	UNC						

## STATS BY MONTH

<b>FEBRUARY TOTALS:</b> 8-0	<b>TEAM ERA:</b> 2.44	<b>TEAM BATTING:</b> .358
<b>MARCH TOTALS:</b> 12-8	<b>TEAM ERA:</b> 4.10	<b>TEAM BATTING:</b> .308
<b>APRIL TOTALS:</b> 10-6	<b>TEAM ERA:</b> 5.46	<b>TEAM BATTING:</b> .295
<b>MAY TOTALS:</b> 3-0	<b>TEAM ERA:</b> 2.35	<b>TEAM BATTING:</b> .354
<b>JUNE TOTALS:</b> 0-0	<b>TEAM ERA:</b> 0.00	<b>TEAM BATTING:</b> .000
<b>FIRST HALF TOTALS:</b> 18-7	<b>TEAM ERA:</b> 3.46	<b>TEAM BATTING:</b> .328
<b>SECOND HALF TOTALS:</b> 15-7	<b>TEAM ERA:</b> 5.02	<b>TEAM BATTING:</b> .301
<b>OVERALL TOTALS:</b> 33-14	<b>TEAM ERA:</b> 4.19	<b>TEAM BATTING:</b> .316

## RECORD BY MONTH

Month	Home	Road	Total
February	5-0	3-0	8-0
March	9-5	3-3	12-8
April	5-3	5-3	10-6
May	2-0	1-0	3-0
June	0-0	0-0	0-0
<b>Totals</b>	<b>21-8</b>	<b>12-6</b>	<b>33-14</b>

## RECORD BY DAY

Month	Home	Road	Total
Sunday	6-1	3-1	9-2
Monday	0-0	0-0	0-0
Tuesday	5-2	2-1	7-3
Wednesday	2-0	0-0	2-0
Thursday	1-0	0-0	1-0
Friday	4-2	3-1	7-3
Saturday	3-3	3-3	6-6
<b>Totals</b>	<b>21-8</b>	<b>12-6</b>	<b>33-14</b>

## MARGIN OF VICTORY


	1	2	3	4	5	6	7	8	9	10	11	12+	Total
Duke	6	4	6	0	3	2	0	0	0	4	2	6	228
Opponents	7	3	1	2	0	0	0	0	0	0	0	1	38

## SCORING BY INNING

	1	2	3	4	5	6	7	8	9	10	11	12+	Total
Duke	57	39	43	45	64	48	51	38	14	1	5	0	405
Opponents	34	19	30	24	29	28	18	10	16	3	4	0	215



# RADIO / TV ROSTER



**1**  
**JIMMY ROMANO**  
Jr. • RHP/INF • R/R



**2**  
**ANDREW HEALY**  
So. • LHP • L/L



**3**  
**ANDREW YU**  
Jr. • C • R/R



**4**  
**GABRIEL NARD**  
So. • RHP • R/R



**5**  
**ALEX STONE**  
Sr. • C • R/R



**6**  
**MACON WINSLOW**  
Fr. • C • R/R




**7**  
**WALLACE CLARK**  
Jr. • INF • S/R




**8**  
**JACKSON ALLEN**  
Sr. • LHP/OF • L/L



**9**  
**OWEN PROKSCH**  
So. • LHP • L/L



**10**  
**AIDAN WEAVER**  
So. • RHP • R/R




**11**  
**EDWARD HART**  
So. • LHP • L/L



**12**  
**JONATHAN SANTUCCI**  
Jr. • OF/LHP • L/L



**13**  
**DEVIN OBBE**  
Jr. • OF • R/R



**15**  
**KYLE JOHNSON**  
Fr. • OF/LHP • R/L



**16**  
**JACKSON EMUS**  
Gr. • RHP • S/R




**17**  
**JAMES TALLON**  
So. • LHP • L/L



**18**  
**SAM HARRIS**  
Fr. • 1B/OF • L/L



**19**  
**TIM NOONE**  
Gr. • LHP • R/L



**20**  
**NICK CONTE**  
Sr. • RHP • R/R



**21**  
**MIKE MILLER**  
Fr. • RHP/1B • L/R




**22**  
**ZAC MORRIS**  
R-Sr. • INF • R/R




**23**  
**LOGAN BRAVO**  
Gr. • INF • R/R



**24**  
**CHAD KNIGHT**  
Gr. • C • R/R



**25**  
**CHASE KREWSON**  
Fr. • OF/LHP • L/L



**27**  
**RYAN HIGGINS**  
Jr. • RHP • R/R




**29**  
**AJ GRACIA**  
Fr. • OF/LHP • L/L



**30**  
**CAMRON POE**  
Fr. • LHP/OF • L/L



**31**  
**FRAN OSHELL III**  
Jr. • RHP • R/R



**32**  
**SAM YELTON**  
Jr. • OF • L/L



**33**  
**ROMAN DIGIACOMO**  
So. • C • R/R



**34**  
**BEN MILLER**  
Gr. • 1B • R/R




**35**  
**DAVID BOISVERT**  
Jr. • RHP • R/R



**36**  
**NOAH MURRAY**  
Fr. • INF • R/R




**40**  
**TYLER ALBRIGHT**  
So. • OF • R/L



**45**  
**JIMMY EVANS**  
Gr. • OF • L/L




**47**  
**CHARLIE BEILENSEN**  
Gr. • RHP • R/R



**49**  
**JAMES RAIDT**  
Fr. • RHP/OF • R/R



**50**  
**HARRISON RODGERS**  
Gr. • INF • L/R



**51**  
**BEN WEAVER**  
Gr. • OF • L/L