



2023-24 GEORGIA TECH WOMEN'S BASKETBALL

Georgia Tech Athletic Association Communications & Public Relations • WBB Contact: Liz Ryan
Office: 404-894-5445 • Cell: 404-431-9619 • Email: lryan@athletics.gatech.edu • @GTWBB

2023-24 SCHEDULE

Date	Opponent	Time	TV
Nov. 3	GEORGIA COLLEGE (Exh.)		W, 93-56
Nov. 6	COASTAL CAROLINA	11 a.m.	W, 83-53
Nov. 11	FURMAN	2 p.m.	W, 91-56
Nov. 16	at Rice	8 p.m.	W, 78-75
Nov. 19	KENNESAW STATE	2 p.m.	W, 77-38
Nov. 23	vs. Creighton&	4 p.m.	L, 57-46
Nov. 24	vs. New Mexico&	6:30 p.m.	W, 66-55
Nov. 29	FLORIDA#	5 p.m.	L, 68-58
Dec. 2	at Nebraska	3 p.m.	L, 80-72
Dec. 5	MERCER	7 p.m.	W, 73-60
Dec. 10	GEORGIA STATE	2 p.m.	W, 94-70
Dec. 16	at Georgia	1:30 p.m.	W, 64-53
Dec. 20	USC UPSTATE	2 p.m.	W, 81-50
Dec. 29	at No. 22/22 Florida State*	2 p.m.	L, 95-80
Jan. 4	VIRGINIA*	7 p.m.	W, 63-60
Jan. 7	at Pitt*	2 p.m.	W, 68-58
Jan. 11	CLEMSON*	7 p.m.	W, 70-62
Jan. 14	at Duke*	2 p.m.	L, 84-46
Jan. 18	No. 23/24 NORTH CAROLINA*	6 p.m.	L, 73-68
Jan. 21	BOSTON COLLEGE*	2 p.m.	W, 69-54
Jan. 25	at No. 19 Virginia Tech*	6 p.m.	L, 87-69
Jan. 28	No. 23/24 FLORIDA STATE*	4 p.m.	L, 78-67
Feb. 1	No. 14/16 NOTRE DAME*	7 p.m.	L, 85-48
Feb. 4	at Wake Forest*	2 p.m.	W, 58-55
Feb. 8	at No. 23/23 Syracuse*	7 p.m.	L, 62-59
Feb. 11	MIAMI*	2 p.m.	L, 62-60
Feb. 15	at Clemson*	7 p.m.	W, 64-63
Feb. 18	at No. 6/7 NC State*	12 p.m.	L, 86-85 (ot)
Feb. 22	No. 20 LOUISVILLE*	6 p.m.	L, 80-62
Feb. 25	WAKE FOREST*	2 p.m.	L, 71-66
March 3	at Miami*	2 p.m.	W, 71-66 (ot)
March 6	vs. Pitt!	3:30 p.m.	W, 73-60
March 7	vs. Duke!	5 p.m.	L, 70-58
March 21	at Mississippi State@	7:30 p.m.	ESPN+

Home games in BOLD

* - ACC Conference Game
! - ACC Tournament (Greensboro, N.C.)
&- Cancun Challenge, Cancun, Mexico
- ACC/SEC Challenge
@ - WBIT

TODAY'S GAME INFORMATION

RADIO

Announcer: Richard Musterer
Listen Live: Georgia Tech Yellow Jackets App

WATCH

ESPN+ Play by Play: Bart Gregory

Georgia Tech (17-15, 7-11 ACC) at Mississippi State (21-11, 8-8 ACC)

Game No. 33 | March 21 | 7:30 p.m. EST | Starkville, Miss. | Humphrey Coliseum



YELLOW JACKETS

Head Coach: Nell Fortner
Record at GT: 88-63 (5th year)
Career Record: 250-180 (14th year)

BULLDOGS

Head Coach: Sam Purcell
Record at MSU: 43-22 (2nd year)
Career Record: 43-22 (2nd year)



STORYLINES

- Georgia Tech earned a bid to the inaugural Women's Basketball Invitation Tournament (WBIT) on Selection Sunday. The Yellow Jackets will travel to Mississippi State for first round action on Thursday, March 21. All action will be streamed live on ESPN+. The winner will advance to the second round and face either TCU or North Texas.
- Georgia Tech advanced to the second round of the ACC Tournament a couple weeks ago, falling to No. 7 seed Duke, 70-58. Tonie Morgan led the way offensively for the second-straight game, dropping in 19 points. She flirted with a triple-double with eight rebounds and seven assists. For her efforts in both ACC Tournament games, Morgan was named to the ACC All-Tournament Second Team.
- Tonie Morgan put up impressive numbers during Tech's two games of the ACC Tournament to earn a place on the All-Tournament second team. Morgan led Tech offensively in both outings, dropping 24 points against Pitt and 19 against Duke. The sophomore averaged 21.5 points, 9.5 rebounds, 6.0 assists and 1.5 steals per game in the tournament. She becomes the first Yellow Jacket to be named all-tournament team since Lorela Cubaj earned second team honors in 2021.
- Kara Dunn had her streak of 12-straight games scoring in double-figures snapped at Virginia Tech, but the sophomore has put together an impressive season thus far. On the season as a whole, Dunn ranks 11th in the ACC in scoring, averaging 15.59 points per game. In league games only, Dunn finished 10th in scoring with a 16.72 points per game average.
- This season, Tonie Morgan has posted double-figure scoring totals in 28 outings. She has been held to single-digits only four times this season - against Mercer, at Duke, against Notre Dame and at Clemson. Meanwhile, Kayla Blackshear has recorded 18 games in double-figures to date. Combined, Blackshear and Morgan have scored 868 points on the season, accounting for 39 percent of Tech's offense.
- Tonie Morgan logged her eighth double-double of the season against Pitt in the ACC Tournament on 24 points and 11 rebounds. Amongst her team-leading eight double-doubles, Morgan owns two on points and assists this season. She is one of only seven players in the ACC this season to record a double-double (or triple-double) on points/assists. Nationally, Morgan is 33rd in the country in assists per game, is 6th nationally among the sophomore class only and is fifth in the ACC.

- Freshman Rusne Augustinaite has opened her collegiate career in style. The Lithuanian has finished 19 games in double-figures, highlighted by a career-high 30 points against Florida. She has led Tech from three-point distance in 21 outings (tying for the team-high seven times). She is shooting 35.0 percent from three-point distance with a team-best 69 made three-pointers. She is fifth in the ACC in 3-point field goals made.

- Career watch - Kara Dunn surpassed 500 career points against Notre Dame, and now owns 666, while Tonie Morgan has boasts 793 career points. With 15 points at Syracuse, Kayla Blackshear now owns 592 career points at Georgia Tech.

STARTERS (BASED OFF LAST GAME)

	GP-GS	PPG	RPG	MPG	NOTES
5 G Tonie Morgan (So., 5-9, Tallahassee, Fla.)	32-32	15.6	6.9	31.9	Recorded eight double-double of the season against Pitt in ACC Tourney
13 F Kayla Blackshear (Jr., 6-1, Orlando, Fla.)	31-31	11.9	6.4	32.7	Recorded double-double in win against Clemson
21 G Sydney Johnson (5th, 5-9, Powder Springs, Ga.)	31-10	2.4	1.7	17.6	Earned first start of the season at Wake Forest
22 G Inés Noguero (So., 5-9, Gijón, Spain)	31-31	6.5	5.0	29.7	Recorded second double-double at Clemson
25 G Kara Dunn (So., 5-11, Dallas, Ga.)	29-25	15.6	4.7	31.5	Owens two games scoring 30 points or more (Georgia State & NC State)

OFF THE BENCH

1 G Caitlyn Wilson (5th, 5-10, Cordova, Tenn.)	5-0	1.2	0.4	3.5	Made GT debut against Coastal Carolina, coming off the bench
4 G Anisa Clark (Sr., 5-7, McDonough, Ga.)	2-0	0.0	0.0	1.6	Saw game action in the season-opener against Coastal Carolina
11 F Aixa Wone Aranaz (5th, 6-3, Pamplona, Spain)	30-14	1.7	1.8	15.5	Earned the start in the season-opener, playing 19 minutes
12 F/C Jada Bediako (Fr., 6-3, Brampton, Ontario)	8-0	1.0	1.4	6.1	Scored first collegiate bucket against Furman
15 G Avyonce Carter (Sr., 5-10, Norcross, Ga.)	19-0	1.8	1.1	7.8	Contributed seven points against Furman off the bench
20 C Ariadna Termis (Fr., 6-6, Zaragoza, Spain)	24-0	2.7	1.5	10.7	Went 4-for-4 from the field to post eight points against Furman
23 G Rusne Augustinaite (Fr., 6-0, Šiauliai, Lithuania)	32-17	11.0	3.3	27.6	Scored career-high 30 points against Florida
32 G/F D'Asia Thomas-Harris (Fr., 6-2, Katy, Texas)	27-0	2.9	2.4	7.8	Notched double-double in win at Rice

QUICK FACTS

GENERAL

Full Name: Georgia Institute of Technology
 Location: Atlanta, Ga.
 Founded: 1885
 Enrollment: 45,295
 Nicknames: Ramblin' Wreck, Yellow Jackets
 Colors: Old Gold and White
 Arena (Cap.): McCamish Pavilion (8,600)
 President: Dr. Ángel Cabrera
 Athletics Director: J Batt
 Faculty Ath. Representative: Dr. Jenna Jordan
 Sport Administrator: Joeleen Akin

COACHING STAFF

Head Coach: Nell Fortner
 Years at Tech: 5th
 Twitter: @NellOnWheels
 Career Record: 250-180 (.595)
 Record at Tech: 88-63 (.597)/4 years
 Alma Mater: Texas, 1982
 Associate Head Coach Blanche Alverson
 Assistant Coach: LaSondra Barrett
 Assistant Coach: Michael Scruggs
 Asst. Coach/Dir. of Recruiting Ops: Caleb Currier
 Director of WBB Ops: Ashlee Villarreal

TEAM INFORMATION

2022-23 Overall Record: 13-17
 2022-23 ACC Record: 4-14
 2022-23 Home Record: 8-6
 2022-23 Road Record: 3-9
 2022-23 Neutral Record: 2-2
 Letterwinners R/L: 7/5
 Starters R/L: 3/2
 Newcomers 6

HISTORY

First Year: 1974-75 (50th season)
 Overall Record: 774-694 (.527)
 ACC Record: 252-409 (.381)
 ACC Tournament Record: 21-44
 Postseason Record: 23-26 (NCAA, WNIT & AIAW)
 NCAA Appearances/Last: 11, 2022
 NCAA Tournament Record: 7-11
 WNIT Record: 14-7
 All-Time Home Record: 419-236
 All-Time Road Record: 196-306
 All-Time Neutral Record: 90-90

ATHLETIC COMMUNICATIONS & PUBLIC RELATIONS

WBB Contact: Liz Ryan
 Email: lryan@athletics.gatech.edu
 Phone: 404-894-5445
 Cell Phone: 404-431-9619
 Press Row: 404-894-5458
 Website: www.ramblinwreck.com

It is incorrect to call it "Georgia Tech University."

**Officially, it's The Georgia Institute of Technology.
 But just call us "Georgia Tech."**

2023-24 GEORGIA TECH WOMEN'S BASKETBALL ROSTER

Numerical

No.	Name	YR	HT	POS	Hometown	High School/Previous School
1	Caitlyn Wilson	5th	5-10	G	Cordova, Tenn.	Arlington HS/Cincinnati
4	Anisa Clark	Sr.	5-7	G	McDonough, Ga.	Union Grove
5	Tonie Morgan	So.	5-9	G	Tallahassee, Fla.	Florida State University Schools
11	Aixa Wone Aranaz	5th	6-3	F	Pamplona, Spain	IES Joaquim Blume/Ohio State
12	Jada Bediako	Fr.	6-3	F/C	Brampton, Onatrio	Southwest Academy
13	Kayla Blackshear	Jr.	6-1	F	Orlando, Fla.	Lake Highland Prep/Alabama
15	Avyonce Carter	Sr.	5-10	G	Norcross, Ga.	Wesleyan
20	Ariadna Termis	Fr.	6-6	C	Zaragoza, Spain	IES Joaquim Blume Barcelona
21	Sydney Johnson	5th	5-9	G	Powder Springs, Ga.	The Lovett School/Boston University
22	Inés Noguero	So.	5-9	G	Gijón, Spain	IES Joaquim Blume
23	Rusne Augustinaite	Fr.	6-0	G	Šiauliai, Lithuania	Montverde Academy (Fla.)
25	Kara Dunn	So.	5-11	G	Dallas, Ga.	Mount Paran Christian School
32	D'Asia Thomas-Harris	Fr.	6-2	G/F	Katy, Texas	Houston Christian

Alphabetical

No.	Name	YR	HT	POS	Hometown	High School/Previous School
11	Aixa Wone Aranaz	5th	6-3	F	Pamplona, Spain	IES Joaquim Blume/Ohio State
23	Rusne Augustinaite	Fr.	6-0	G	Šiauliai, Lithuania	Montverde Academy (Fla.)
12	Jada Bediako	Fr.	6-3	F/C	Brampton, Onatrio	Southwest Academy
13	Kayla Blackshear	Jr.	6-1	F	Orlando, Fla.	Lake Highland Prep/Alabama
15	Avyonce Carter	Sr.	5-10	G	Norcross, Ga.	Wesleyan
4	Anisa Clark	Sr.	5-7	G	McDonough, Ga.	Union Grove
25	Kara Dunn	So.	5-11	G	Dallas, Ga.	Mount Paran Christian School
21	Sydney Johnson	5th	5-9	G	Powder Springs, Ga.	The Lovett School/Boston University
5	Tonie Morgan	So.	5-9	G	Tallahassee, Fla.	Florida State University Schools
22	Inés Noguero	So.	5-9	G	Gijón, Spain	IES Joaquim Blume
20	Ariadna Termis	Fr.	6-6	C	Zaragoza, Spain	IES Joaquim Blume Barcelona
32	D'Asia Thomas-Harris	Fr.	6-2	G/F	Katy, Texas	Houston Christian
1	Caitlyn Wilson	5th	5-10	G	Cordova, Tenn.	Arlington HS/Cincinnati

Head Coach: Nell Fortner (Texas, 1982), 5th season

Associate Head Coach: Blanche Alverson (Auburn, 2013), 5th season

Assistant Coach: LaSondra Barrett (LSU, 2011), 2nd season

Assistant Coach: Michael Scruggs (Tennessee, 2008), 1st season

Assistant Coach/Director of Recruiting Operations: Caleb Currier (Tennessee, 2019), 2nd season

Director of Operations: Ashlee Villarreal (Texas Tech, 2017), 5th season

Director of Scouting and Video Operations: Greg Callan (Colorado, 2020), 2nd season

Director of External Operations/NIL Liaison: Becca Bornhorst (Butler, 2013), 2nd season

Creative Director: Jayda Hill (Central Missouri, 2018), 1st season

Graduate Manager: Lauren James (Taylor University, 2022), 2nd season

Athletic Trainer: Rachel Stewart (NCCU, 2013), 7th season

Player Development Coach: Shannon Jackson (Auburn, 2013), 3rd season

HOW TO SAY IT

Aixa Wone Aranaz	eye-sha wone (like moan) ah-duh-nas	Inés Noguero	e-nez no-RAY-doh
Rusne Augustinaite	rus-NUH O-goose-ti-nigh-te	Ariadna Termis	ari-AD-na
Jada Bediako			
Avyonce Carter	ah-vee-on-ce		
Anisa Clark	a-knee-suh		

BY CLASS:

Super Seniors (3): Aixa Wone Aranaz, Sydney Johnson, Caitlyn Wilson
 Seniors (2): Anisa Clark, Avyonce Carter
 Juniors (1): Kayla Blackshear
 Sophomores (3): Kara Dunn, Tonie Morgan, Inés Noguero
 Freshmen (4): Jada Bediako, Ariadna Termis, Rusne Augustinaite, D'Asia Thomas-Harris

BY STATE/COUNTRY:

Canada: Jada Bediako
 Georgia: Anisa Clark, Avyonce Carter, Kara Dunn, Sydney Johnson
 Florida: Kayla Blackshear, Tonie Morgan
 Lithuania: Rusne Augustinaite
 Spain: Aixa Wone Aranaz, Inés Noguero, Ariadna Termis
 Tennessee: Caitlyn Wilson
 Texas: D'Asia Thomas-Harris

BY POSITION:

Guards: Rusne Augustinaite, Avyonce Carter, Anisa Clark, Kara Dunn, Sydney Johnson, Tonie Morgan, Inés Noguero, D'Asia Thomas-Harris, Caitlyn Wilson
 Forwards: Aixa Wone Aranaz, Kayla Blackshear
 Center: Ariadna Termis
 Forward/Center: Jada Bediako



SERIES HISTORY

Overall: Mississippi State leads 4-1
Current Streak: W1
Home Games: Mississippi State leads 2-0
Last: 12/30/06 - MSU 62, Georgia Tech 56
Away Games: MSU leads 2-1
Last: 12/16/07 - Georgia Tech 70, MSU 58
Neutral Sites: N/A
Last Meeting: 12/16/07 - Georgia Tech 70, MSU 58

LAST MEETINGS VS. MISSISSIPPI STATE

Dec. 16, 2007	a	W	70-58
Dec. 30, 2006	h	L	62-56
March 15, 2001	a	L	77-73
Dec. 3, 2000	a	L	88-68
Dec. 9, 1999	h	L	71-56

TEAM COMPARISON



Record 17-15
 Conference Record 7-11
 Points per game. 68.3
 Scoring Margin +1.9
 FG Percentage. 42.1
 3-pt FG Percentage 29.8
 3-pt FG Made Per Game 5.8
 FT Percentage 69.9
 Rebounds per game. 37.1
 Rebounding Margin +0.2
 Assists Per Game. 15.3
 Turnovers Per Game. 13.4
 Turnover Margin. +0.7
 Steals Per Game 6.3
 Blocks Per Game 1.8

Record 21-11
 Conference Record 8-8
 Points per game. 75.3
 Scoring Margin +9.6
 FG Percentage. 44.9
 3-pt FG Percentage 35.4
 3-pt FG Made Per Game 6.2
 FT Percentage 71.7
 Rebounds per game. 41.0
 Rebounding Margin +6.4
 Assists Per Game. 17.0
 Turnovers Per Game. 14.5
 Turnover Margin. -0.3
 Steals Per Game 7.7
 Blocks Per Game 4.7

GEORGIA TECH'S LAST 12 POSTSEASONS

YEAR	OVERALL	ACC TOURN.	POSTSEASON
2023-24	17-15	1-1 (R2)	WBIT
2022-23	13-17	0-1 (R1)	N/A
2021-22	21-11	1-1 (QF)	NCAA
2020-21	17-9	1-1 (SF)	NCAA
2019-20	20-11	1-1 (QF)	Canceled
2018-19	17-13	0-1 (R2)	Declined WNIT
2017-18	20-14	1-1 (R2)	WNIT 3rd Round
2016-17	22-15	1-1 (R2)	WNIT Runners-Up
2015-16	20-13	1-1 (QF)	WNIT 2nd Round
2014-15	19-15	1-1 (R2)	WNIT 2nd Round
2013-14	20-12	1-1 (QF)	NCAA 1st Round
2012-13	14-16	0-1 (R1)	N/A
2011-12	26-9	2-1 (CG)	NCAA Sweet 16

WBIT ACTION

Georgia Tech is making its first appearance in the Women's Basketball Invitation Tournament (WBIT). Established in 2024, the tournament features a 32-team field. Georgia Tech is one of two teams from the Atlantic Coast Conference participating in the inaugural tournament, alongside Virginia.

The Yellow Jackets are making their first postseason appearance since back-to-back NCAA Tournament appearances in 2021 and 2022. This marks the third postseason appearance under head coach Nell Fortner.

When Georgia Tech faces Mississippi State on Thursday, the Yellow Jackets will see some familiar faces. Current MSU head coach, Sam Purcell, spent six years at Georgia Tech, first as the video coordinator before transitioning to assistant coach (2007-13). Purcell also crossed paths with Georgia Tech head coach Nell Fortner at Auburn. Another familiar face, MSU assistant coach Murriel Page spent two seasons at Georgia Tech (2020-22) working directly with Fortner.

ALL-ACC SECOND TEAM

Tonie Morgan and Kara Dunn racked up some prestigious honors on Tuesday eve before the ACC Tournament - earning All-ACC Second Team. The all-ACC nod marks the first for both Morgan and Dunn (Morgan was ACC All-Freshman Team last season).

It marked the first Yellow Jacket pair to earn all-ACC honors in the same season since Lorela Cubaj and Lotta-Maj Lahtinen did so in back-to-back years in 2021 and 2022.

Under the tutelage of Nell Fortner, it marks the fourth and fifth Yellow Jackets to be awarded the highly coveted accolade (and sixth and seventh honors as Cubaj and Lahtinen were named all-ACC twice in their careers).

JACKETS IN OVERTIME

Twice this season, Georgia Tech has pushed an extra period against an opponent - at NC State and at Miami. The Yellow Jackets went 1-1 in those two outings. Tech's overtime win at Miami marked the first victory in overtime since Feb. 13, 2022 when the Jackets edged Clemson.

It marked the 11th time since Nell Fortner took the helm the Jackets have gone to overtime, and the third win in extra time under Fortner.

ELITE FRESHMAN

Georgia Tech's Rusne Augustinaite has put together an impressive freshman season to make her collegiate debut. The Yellow Jacket is fourth on the team in scoring, averaging 11.0 points per game and leads Tech in three-point field goals made (69) and three-point field goal percentage (.350).

Nationally, Augustinaite ranked 106th in the country in three-pointers per game. Amongst only the freshmen class nationally, Augustinaite ranks ninth in three-point field goals made at 2.16 per game. Payton Hull (Abilene Christian) leads the freshmen class nationally at 2.63. In the ACC, Augustinaite has steadily ranked fifth in the category. Dyasia Fair (Syracuse) leads the league at 3.57.

IMPRESSIVE AT NC STATE

In Georgia Tech's game at NC State, the Yellow Jackets came to play and led by as many as eight points in the second quarter. Kara Dunn hit a three-pointer as time expired in regulation to force overtime, but the Wolfpack scored 10 points in the paint in the extra period to walk away with the one point win. Tech had a chance for the game-winner as time wound down, but the shot didn't fall.

In the game, Tech shot 51.6 percent from the field for its second game this season shooting 50 percent or better against an ACC

ACC PRESEASON PREDICTIONS

2023-24 Predicted Order of Finish

Blue Ribbon Panel

1. Virginia Tech
2. Notre Dame
3. North Carolina
4. Louisville
5. Florida State
6. Miami
7. Duke
8. NC State
9. Syracuse
10. Virginia
11. Clemson
12. Georgia Tech
13. Boston College
14. Wake Forest
15. Pitt

Blue Ribbon Panel Preseason Player of the Year

Elizabeth Kitley - Virginia Tech, Sr., C

2023-24 Blue Ribbon Panel Preseason All-ACC Team

Elizabeth Kitley - Sr., C, Virginia Tech
 Ta'Niya Latson - So., G, Florida State
 Georgia Amooore - Sr., G, Virginia Tech
 Olivia Miles - Jr., G, Notre Dame
 Deja Kelly - Sr., G, North Carolina
 Sonia Citron - Jr., G, Notre Dame
 Dyaisha Fair - Gr., G, Syracuse
 Alyssa Utsby - Sr., G/F, North Carolina
 Makayla Timpson - Jr., F, Florida State
 Olivia Cochran - Sr., F, Louisville

2023-24 Blue Ribbon Panel Newcomer Watch List

Hannah Hidalgo - Fr., G, Notre Dame
 Kiki Jefferson - Gr., G, Louisville
 Jayda Curry - Jr., G, Louisville
 Lexi Donarski - Gr., G, North Carolina
 Jadyon Donovan - Fr., G/F, Duke

TOP 25 POLLS

ASSOCIATED PRESS

(March 18)

- 1 South Carolina
- 2 Iowa
- 3 USC
- 4 Texas
- 5 Stanford
- 6 UCLA
- 7 Ohio State
- 8 LSU
- 9 **Notre Dame**
- 10 UConn
- 11 **NC State**
- 12 Oregon State
- 13 **Virginia Tech**
- 14 Indiana
- 15 Kansas State
- 16 Gonzaga
- 17 Colorado
- 18 Oklahoma
- 19 Baylor
- 20 UNLV
- 21 Utah
- 22 **Syracuse**
- 23 **Louisville**
- 24 **Creighton**
- 25 Fairfield

USA TODAY COACHES

(March 18)

- 1 South Carolina
- 2 Iowa
- 3 USC
- 4 Texas
- 5 Stanford
- 6 LSU
- 7 UConn
- 8 UCLA
- 9 Ohio State
- 10 **Notre Dame**
- 11 **NC State**
- 12 **Virginia Tech**
- 13 Gonzaga
- 14 Indiana
- 15 Oregon State
- 16 Kansas State
- 17 Colorado
- 18 Baylor
- 19 UNLV
- 20 **Creighton**
- 21 Oklahoma
- 22 Utah
- 23 **Syracuse**
- 24 Princeton
- 25 **Louisville**

Bold = 2023-24 Opponent

WINS AGAINST RANKED FOES

Jan. 6, 1987	#13 Maryland	H	81-80 (OT)
Jan. 21, 1989	#13 Virginia	H	105-80
Jan. 2, 1990	#6 NC State	H	79-78
Jan. 18, 1990	#15 Maryland	H	70-68
Jan. 17, 1992	#16 NC State	H	83-72
Feb. 4, 1992	at #18 Clemson	A	59-57
March 7, 1992	vs. #4 Maryland	N	68-67
March 8, 1992	vs. #18 Clemson	N	74-73
Jan. 15, 1993	#15 North Carolina	H	73-63
Jan. 25, 1996	#18 Clemson	H	55-38
Feb. 25, 1996	at #17 Clemson	A	72-62
Jan. 5, 1997	#7 NC State	H	73-72
Feb. 13, 1997	#9 Virginia	H	72-60
Dec. 6, 1997	#9 Virginia	H	84-65
Dec. 5, 1998	at #17/14 NC State	A	74-73
Jan. 24, 1999	#7/6 North Carolina	H	91-84
Jan. 13, 2000	#15/12 North Carolina	H	55-44
Feb. 24, 2000	at #14/11 NC State	A	69-52
March 4, 2000	vs. #15/14 NC State	N	71-62
Jan. 7, 2001	#25 Virginia	H	70-65
Feb. 8, 2001	at #24 Virginia	A	87-70
Jan. 17, 2002	at #17/15 North Carolina	A	81-62
Dec. 27, 2002	vs. #24/22 Georgia	N	55-49
Dec. 3, 2004	#6/6 Georgia	H	55-49
Feb. 1, 2007	#4/4 Maryland	H	77-72
Dec. 3, 2008	#21/24 Michigan St.	H	70-57
Jan. 22, 2009	#2/3 North Carolina	H	66-62
March 1, 2009	#22/19 Virginia	H	74-66
Dec. 5, 2010	#21/22 Georgia	H	69-53
Jan. 6, 2011	#8/8 North Carolina	H	71-70
Feb. 24, 2011	at #13/16 North Carolina	A	64-57
March 4, 2011	vs. #13/15 Maryland	N	70-64
Feb. 12, 2012	at #23/RV North Carolina	A	56-64
March 20, 2012	vs. #17/16 Georgetown	N	76-64
Feb. 6, 2014	#13/11 North Carolina	H	94-91
Feb. 26, 2015	#16/17 Duke	H	71-62
Jan. 15, 2017	#24 Syracuse	H	75-66
Nov. 18, 2018	#14 Georgia	H	63-53
Jan. 20, 2019	#12/12 Syracuse	H	65-55
Jan. 2, 2020	#23/RV Miami	H	61-54
Jan. 9, 2020	#11/11 Florida State	A	67-52
Feb. 16, 2020	#4/4 NC State	A	65-61
Feb. 23, 2020	#17/18 Florida State	H	65-62
March 23, 2021	#17/20 West Virginia	N	73-56
Dec. 5, 2021	#20/19 Georgia	A	55-54
Dec. 9, 2021	#3/2 UConn	H	57-44
Jan. 23, 2022	#20 North Carolina	H	55-38
Feb. 2, 2023	#15/13 NC State	H	68-62

opponent - fifth time overall this season. Kara Dunn logged a game-high 31 points for her second game with 30-plus points this year, becoming the first player since 2018-19 to have multiple 30-point outings. Dunn reached 31 points by hitting a career-high seven three-pointers in the game to tie for second in the program in most three-pointers in a game (the record is eight). The last Jacket to hit seven or more triples dates back to 2013.

In addition to Dunn, Tonie Morgan produced an outstanding stat line with 23 points and 11 assists.

AT THE LINE

Georgia Tech's free throw efficiency came up huge in its win at Clemson as the Yellow Jackets were a perfect 11-11 at the free throw line. Kara Dunn led the way, going 10-10.

All of Tech's free throws came in the second half. More importantly, seven came in the fourth quarter (all from Dunn) as Tech erased a six-point deficit entering the final 10 minutes of play.

The last time a Georgia Tech team went a perfect 100 percent at the free throw line - minimum of 10 attempts - dates back to Jan. 25, 2015 when the Jackets were 14-14 against Virginia.

Individually, the last time a player was a perfect 10-10 (or more) at the charity stripe occurred in the 2015-16 season when two players were 11-11 in two different games (Irene Gari and Aaliyah Whiteside).

NOGUERO'S DOUBLE TROUBLE

Sophomore Inés Noguero has posted up a pair of double-doubles this season. Most recently, Noguero logged 11 points and 10 rebounds in the win at Clemson for her second career double-double.

She picked up her first collegiate double-double against Mercer, posting 10 points and a career-high 12 rebounds. Noguero led the Jackets on the glass for her first time with her 12 defensive rebounds. She finished the game with six assists and a steal.

Noguero flirted with a double-double against New Mexico in the Cancun Challenge, finishing with 13 points and nine rebounds. She currently ranks fifth on the team in scoring, averaging 6.5 points and is third in rebounding at 5.0 rebounds per game.

MORGAN COMING UP STRONG

Tonie Morgan recorded her sixth game with 20-plus points at NC State. She leads the team in rebounding (6.9 rpg), while also leading in assists (166), steals (54), free throws made (121) and field goals made (182). The sophomore from Tallahassee, Fla., owns 28 games this season scoring in double-figures - she's been limited to single digits just four times - and has scored 15 or more points 20 times.

Last season, Morgan put together a strong freshman season, finishing second on the team, averaging 9.8 points per game. She led the team in assists (114) and finished second in rebounding (5.6 rpg). As a freshman, Morgan logged 16 games in double-figures, highlighted by a then-career-high 18 points against Boston College in the ACC Tournament to close the season.

HOLDING STRONG AT WAKE

At Wake Forest, Georgia Tech led by as many as 11 points in the third quarter before the Demon Deacons rallied back to take their only lead of the game at 7:08 in the fourth. Kara Dunn tied the game from the free throw line before Tonie

CAREER DOUBLE-DOUBLES

KAYLA BLACKSHEAR - 4

- 12 pts, 10 rebs vs. Clemson - 1/11/24
- 10 pts, 11 rebs vs. Georgia State - 12/10/23
- 18 pts, 11 rebs vs. Miami - 1/12/23
- 16 pts, 13 rebs at Wake Forest - 1/8/23

TONIE MORGAN - 12

- 24 pts, 11 rebs vs. Pitt - 3/6/24
- 16 pts, 10 rebs at Miami - 3/3/24
- 23 pts, 11 assts at NC State - 2/18/24
- 15 pts, 10 assts vs. Boston College - 1/21/24
- 15 pts, 12 rebs at Pitt - 1/7/24
- 18 pts, 12 rebs vs. Virginia - 1/4/24
- 11 pts, 12 rebs at Georgia - 11/26/23
- 13 pts, 12 rebs vs. New Mexico - 11/24/23
- 17 pts, 10 assts vs. NC State - 2/2/23
- 13 pts, 12 assts vs. Clemson - 1/26/23
- 16 pts, 15 rebs vs. Syracuse - 1/19/23
- 11 pts, 10 rebs vs. Furman - 12/21/22

INÉS NOGUERO - 2

- 11 pts, 10 rebs at Clemson - 2/15/24
- 10 pts, 12 rebs vs. Mercer - 12/5/23

D'ASIA THOMAS-HARRIS - 1

- 12 pts, 13 rebs at Rice - 11/16/23

LARGEST HOME CROWDS

1.	11/21/10	#1/1 UConn	L, 71-51	7,325
2.	2/8/95	#11/11 UNC	L, 84-62	6,621
3.	12/5/08	Georgia	W, 57-42	6,212
4.	2/7/99	#9/11 Duke	L, 74-73	6,058
5.	11/11/12	#20/16 Tenn.	L, 54-71	5,517
6.	11/6/23	Coastal Carolina	W, 83-53	4,963
7.	12/9/21	#3/2 UConn	W, 57-44	4,587
8.	1/23/93	#10 Virginia	L, 107-81	4,158
9.	2/21/93	Wake Forest	W, 85-72	4,136
10.	2/16/03	Virginia	L, 56-54	4,044
11.	1/26/02	Clemson	W, 83-78	3,965
12.	12/13/09	MVSU	W, 89-41	3,864
13.	1/20/96	#7/7 Virginia	L, 79-58	3,849
14.	1/8/04	#1/2 Duke	L, 45-77	3,833
15.	2/11/96	Wake Forest	W, 75-65	3,827
16.	2/18/99	#17/17 Virginia	L, 73-86	3,812
17.	1/13/03	#1/1 Duke	L, 59-79	3,592
18.	1/9/00	#14/10 Duke	L, 45-64	3,512
19.	2/27/94	Duke	W, 64-56	3,385
20.	2/10/08	#3/3 UNC	L, 61-75	3,257

*McCarnish Pavilion record

Morgan returned the final lead to the Yellow Jackets with a layup at 6:07. Morgan went on to score 13 of Tech's final 16 points in the game, lifting the Jackets to victory (Sydney Johnson hit a field goal and Aixa Wone Aranz connected on one at the free throw line).

Morgan finished with a team-high 22 points. She hit eight field goals and six free throws to record her fourth game this season with 20-plus points. The sophomore added six rebounds and three assists in the win.

SOPHOMORE CLASS

In career records by class, Georgia Tech's sophomore class including Tonie Morgan and Kara Dunn, is pushing to rank in the top 10 in several statistical categories.

With 166 assists, Tonie Morgan currently sits second in career assists by a sophomore. The record is 220 by Tiffany Martin (1994-95).

Both Morgan and Kara Dunn are on track to finish ranked in the top 10 in scoring. Morgan currently sits 5th with 500 points for a 15.6 average, while Dunn sits in eighth.

MORGAN SETS PERSONAL BEST

At Virginia Tech, sophomore Tonie Morgan topped her

ACC POSTSEASON HONORS

2023-24 Postseason Awards

Player of the Year: Elizabeth Kitley, Gr., C, Virginia Tech
 Defensive Player of the Year: Hannah Hidalgo, Fr., G, Notre Dame
 Rookie of the Year: Hannah Hidalgo, Fr., G, Notre Dame
 Coach of the Year: Felisha Legette-Jack, Syracuse
 Sixth Player of the Year: Oluchi Okananwa, Fr., G, Duke
 Most Improved Player: Liatu King, Sr., F, Pitt

All-ACC First Team

Elizabeth Kitley, Gr., C, Virginia Tech
 Dyaisha Fair, Gr., G, Syracuse
 Hannah Hidalgo, Fr., G, Notre Dame
 Georgia Amoore, Sr., G, Notre Dame
 Ta'Niya Latson, So., G, Florida State
 Deja Kelly, Sr., G, North Carolina
 Aziaha James, Jr., G, NC State
 Saniya Rivers, Jr., G, NC State
 Makayla Timpson, Jr., F, Florida State
 Liatu King, Sr., F, Pitt

All-ACC Second Team

Maddy Westfeld, Jr., F, Notre Dame
 Amari Robinson, Gr., F, Clemson
 Sonia Citron, Jr., G, Notre Dame
 Alyssa Utsby, Sr., G/F, North Carolina
 Kiki Jefferson, Gr., G, Louisville
 Kymora Johnson, Fr., G, Virginia
Tonie Morgan, So., G, Georgia Tech
Kara Dunn, So., G, Georgia Tech
 Reigan Richardson, Jr., G, Duke
 Olivia Cochran, Sr., G, Louisville

All-Defensive Team

Hannah Hidalgo, Fr., G, Notre Dame
 Makayla Timpson, Jr., F, Florida State
 Elizabeth Kitley, Gr., C, Virginia Tech
 Saniya Rivers, Jr., G, NC State
 Dontavia Waggoner, Sr., G, Boston College

All-Freshman Team

Hannah Hidalgo, G, Notre Dame
 Kymora Johnson, G, Virginia
 Zoe Brooks, G, NC State
 Oluchi Okananwa, G, Duke
 Alyssa Latham, F, Syracuse

career-high in scoring she set earlier this season, scoring 26 points against the Hokies. She hit nine field goals and converted 8-of-9 attempts at the free throw line to record her third game with 20 or more points this season.

Morgan had previously set her career-high with 20 points in the season-opener against Coastal Carolina. She then matched her scoring record at Nebraska. To date, Morgan leads the team with 28 games scoring in double-figures this season. Last season, Morgan recorded 16 games in double-figures as a freshman.

A YEAR'S DIFFERENCE

Practice and focus in the offseason pays off and no one has seen it more than sophomore Kara Dunn. As a freshman last season, Dunn was fourth on the team in scoring and averaged 7.6 points per game. She shot 42.9 percent from the field and 25.0 percent from three-point distance.

With her focus in the offseason on improving her game, Dunn has seen an incredible difference. She ties for the team lead in scoring, averaging 15.6 points per game. She is shooting 45.1 percent from the field and 30.4 percent from three-point distance.

To date, Dunn owns 22 games scoring in double-figures and eight games with 20 or more points. Compared to last season when the Dallas, Ga., native had only nine games scoring in double-figures and two games with 20 or more points. She currently ranks 11th in the ACC overall in scoring and is tied for the individual scoring high in the ACC with 39 points against Georgia State.

JACKETS IN THE RANKINGS

In conference games only, Georgia Tech put up some strong numbers in the rankings. Kara Dunn finished 10th in scoring against league opponents, averaging 16.72 points per game, while Tonie Morgan ranked 12th, averaging 15.78 points per game.

In all games, Georgia Tech boasts two players in the top 20 of scoring - Kara Dunn (11th) and Tonie Morgan (10th). Two Jackets (Morgan, Blackshear) rank in the top 20 in rebounding. Rusne Augustinaite is fifth in three-point field goals made.

Morgan is one of two players in the ACC to rank in the top 12 of both rebounding and assists in all games (Alyssa Utsby of UNC being the other).

-- All Games --

Tonie Morgan - rebounding (10th), assists (5th)

Alyssa Utsby - rebounding (4th), assists (11th)

DOUBLE-DOUBLE TRAIN

With her double-double against Pitt on March 6, Tonie Morgan now owns eight this season, surpassing her season total from a year ago. Currently, Morgan owns 12 career double-doubles (four coming on points and assists).

The last guard to produce eight or more double-doubles dates back to Tyaunna Marshall (G) who recorded nine each in 2012-13.

FLIRTING WITH A TRIPLE DOUBLE

Tonie Morgan has flirted with a triple-double multiple times in her career, most recently with 16 points, 10 rebounds and six assists at Miami on March 3. This season, Morgan has flirted with a triple-double:

*at Miami (3/3/24) - 16 points, 10 rebounds, six assists;

*at NC State (2/18/24) - 23 points, 11 assists, six rebounds;

*BC (1/21/24) - 15 points, 10 assists, seven rebounds;

*UNC (1/18/24) - 15 points, 9 assists, 6 rebounds;

*at Pitt (1/7/24) - 15 points, 12 rebounds, 8 assists;

*at Georgia (12/16/23) - 12 rebounds, 11 points, 8 assists;

*Georgia State (12/10/23) - 10 points, 9 rebounds, 7 assists;

*Coastal Carolina (11/6/23) - 20 points, 7 rebounds, 7 assists.

The last Yellow Jacket to record a triple-double dates back to Millie Martinez against Morris Brown on Feb. 23, 2002. She posted 12 points, 10 rebounds and 10 assists in the game.

DUNN'S OFFENSIVE EXPLOSION

Against Georgia State, sophomore Kara Dunn went off for a career-high 39 points in the win, then marking the highest ACC individual scoring total this season (she remains tied for the highest total with Georgia Amoore (VT) who hit 39 against Virginia on March 3. Dunn was 14-for-18 from the field, including 4-of-5 from three-point range and 7-of-9 from the free throw line, to earn ACC Player of the Week honors.

Her 39 points marked the fourth-highest individual scoring total in Georgia Tech women's basketball program history and the most by a Yellow Jacket since 1999 when Niesha Butler dropped 40 points against Florida State (Jan. 2, 1999). Dunn was four points away from matching the program record of 43 points set by Marielle Walker in 1987.

GOING FOR THREE

Georgia Tech as a team saw impressive contribution from three-point distance at NC State, setting a season-high with 11 three-pointers. Four different Jackets hit a three-pointer, led by a career-high seven from Kara Dunn.

The 11 three-pointers at NC State marked the most since Tech hit 11 against Furman two seasons ago on Dec. 12, 2021.

Earlier this season against Georgia State, Tech hit a then-season-high 10 three-pointers. Tech reached 10 with five different

ACC WEEKLY HONORS**2023-24 ACC Player and Freshman of the Week****Week 1 - Nov. 13**

Player: Saniya Rivers, Jr., G, NC State
 Freshman: Hannah Hidalgo, Fr., G, Notre Dame

Week 2 - Nov. 20

Player: Hannah Hidalgo, Fr., G, Notre Dame
 Freshman: Hannah Hidalgo, Fr., G, Notre Dame

Week 3 - Nov. 27

Player: Elizabeth Kitley, Gr., C, Virginia Tech
 Freshman: Hannah Hidalgo, Fr., G, Notre Dame

Week 4 - Dec. 4

Player: Liatu King, Sr., F, Pitt
 Freshman: Alyssa Latham, Fr., F, Syracuse

Week 5 - Dec. 11

Player: **Kara Dunn, So., G, Georgia Tech**
 Freshman: Zoe Brooks, Fr., G, NC State

Week 6 - Dec. 18

Player: Amari Robinson, Gr., F, Clemson
 Freshman: Hannah Hidalgo, Fr., G, Notre Dame

Week 7 - Dec. 26

Player: Hannah Hidalgo, Fr., G, Notre Dame
 Freshman: Hannah Hidalgo, Fr., G, Notre Dame

Week 8 - Jan. 2

Player: Ta'Niya Latson, So., G, Florida State
 Freshman: Hannah Hidalgo, Fr., G, Notre Dame

Week 9 - Jan. 8

Player: Elizabeth Kitley, Gr., C, Virginia Tech
 Freshman: Hannah Hidalgo, Fr., G, Notre Dame

Week 10 - Jan. 15

Player: Sara Bejedi, Gr., G, Florida State
 Freshman: Hannah Hidalgo, Fr., G, Notre Dame

Week 11 - Jan. 22

Player: Dyaisha Fair, Gr., G, Syracuse
 Freshman: Kymore Johnson, Fr., F, Virginia

Week 12 - Jan. 29

Player: Georgia Amore, Sr., G, Virginia Tech
 Freshman: Hannah Hidalgo, Fr., G, Notre Dame

Week 13 - Feb. 5

Co-Player: Dyaisha Fair, Gr., G, Syracuse &
 Elizabeth Kitley, Gr., C, Virginia Tech
 Freshman: Hannah Hidalgo, Fr., G, Notre Dame

Week 14 - Feb. 12

Player: Elizabeth Kitley, Gr., C, Virginia Tech
 Freshman: Hannah Hidalgo, Fr., G, Notre Dame

Week 15 - Feb. 19

Player: Elizabeth Kitley, Gr., C, Virginia Tech
Freshman: Rusne Augustinaite, Fr., G, Georgia Tech

Week 16 - Feb. 26

Player: Elizabeth Kitley, Gr., C, Virginia Tech
 Freshman: Kymore Johnson, Fr., G, Virginia

Week 17 - March 4

Player: Hannah Hidalgo, Fr., G, Notre Dame
 Freshman: Hannah Hidalgo, Fr., G, Notre Dame

Jackets connecting from long distance, paced by four three-pointers from Kara Dunn.

In the Nell Fortner era at Georgia Tech, Tech teams have hit 10 or more three-pointers in a game seven times: 2023-24 (twice), 2021-22 (once), 2020-21 (twice), 2019-20 (twice) - with a high of 12 hit twice her first season against ETSU and at Georgia.

LENDING A HAND

Georgia Tech ranks fourth in the ACC in assists on the season, averaging 15.31 per game. The Yellow Jackets dished out a season-high of 26 assists against Georgia State. The Jackets have dished out 20 or more assists in a game five times this season. Virginia Tech leads the ACC in assists with a 16.61 average.

Tonie Morgan leads the Yellow Jackets in assists with 166 on the year, good enough to rank fifth in the ACC in assists per game.

AUGUSTINAITE FOR 30

Freshman Rusne Augustinaite dropped a career-high 30 points in the ACC/SEC Challenge against Florida. Augustinaite went 10-for-20 from the field, including a 6-for-10 showing from three-point range.

Augustinaite became the first Yellow Jacket to score 30 points in a game since Lotta-Maj Lahtinen had 30 against NC State on Dec. 31, 2020. She is the first freshman to score 30-plus points since Elizabeth Balogun did so twice in 2018-19. Balogun scored 30 points versus Seton Hall (12/20/18) before dropping 35 at North Carolina (1/31/19).

TONIE, TONIE, TONIE

Tonie Morgan has dropped double-figure scoring totals in 28 games on the season. Currently averaging 15.6 points per game, Morgan is tied for first on the team in scoring and is 10th in the ACC overall.

Morgan leads the team lead the team in rebounding, averaging 6.9 rebounds per game, which places her tied for 10th in rebounding in the ACC. In defensive rebounds, Morgan is eighth in the ACC. Morgan is the only true guard ranked in the top 10 in the ACC in rebounding. Alyssa Ustby (UNC) is listed as a G/F and ranks fourth.

Morgan also leads Georgia Tech in assists with 166 on the season for a 5.19 assists per game average. She ranks fifth in the ACC in assists (Georgia Amore, VT, leads the league in assists with 208 for an 6.93 average).

MORE FOR THE MONEY

Georgia Tech has recorded 24 games this season with at least three players finishing in double-figure scoring numbers. The Jackets got the season rolling with three or more players in double-figures in the first four games of the season. Tech broke the streak against Creighton in the Cancun Challenge, being held to two players in double-figures. The only other times Tech was held to two players in double-figures was against Florida in the ACC/SEC Challenge, Virginia, at Duke, at Virginia Tech and at Wake Forest with two players.

Kayla Blackshear has led Tech offensively in seven outings, while Tonie Morgan led the way against Furman and has scored in double-figures in 28 outings. Also contributing double-figures in her first four games was freshman Rusne Augustinaite, putting on a strong showing to start her collegiate career.

HOMETOWN SHOWDOWN

D'Asia Thomas-Harris had quite the showing at Rice, playing in front of her hometown crowd as the freshman grew up not 30 minutes from Houston. Thomas-Harris recorded her first career double-double behind 12 points and 13 points, setting a personal-best this season in rebounding. She came up clutch in the second half, leading the Jackets with eight rebounds in the final two periods. She was the first Yellow Jacket to post a double-double this season.

Thomas-Harris continued her success against Kennesaw State, recording her second-straight double-figure scoring outing with a season-high 15 points.

COMEBACK WIN

Tech trailed by as many as 17 points in the third quarter at Rice, but stormed back in the final 12 minutes to come away with a 78-75 victory over the Owls. The Jackets dominated the second half, 47-30, and shot 51.7 percent paced by Kayla Blackshear and Tonie Morgan with 12 and 10 points, respectively, in the final two periods. In the second half, Tech converted 12-of-17 free throw attempts, while Rice went to the line for the first and only time in the second half with 1:10 remaining in the game, hitting both attempts. After not hitting a three-pointer in the first half, Tech was 5-for-6 from long distance in the second half, including a perfect 3-for-3 in the fourth quarter. In the win, five Yellow Jackets finished in double-figure scoring totals, while D'Asia Thomas-Harris recorded the first double-double of the season.

2024 SIGNING CLASS

On National Signing Day, head coach Nell Fortner announced the addition of four Atlanta locals to the 2024-25 roster. All four were named to the Atlanta Tipoff Club Girls High School Preseason Watch List, Atlanta Tipoff Club's late-season watch list and were named McDonald's All-American nominees. The signing class has been ranked No. 19 by ESPN. The signing class included:

Danie Carnegie (5-9, G, Conyers, Ga.) - A four-star recruit by ESPN HoopGurlz, Carnegie is the third-highest ranked recruit in Georgia. She has earned multiple state and regional accolades, including first team 6A all-State by the AJC.

Gabbie Grooms (5-9, G, Sharpsburg, Ga.) - The 2023 AJC 2A Player of the Year, Grooms was tabbed Class A Private All-State second team honors in 2022. She has scored over 1,000-career points at Landmark Christian. Her mother, Lady Hardmon, played basketball at Georgia (1989-92) before going on to play eight seasons in the WNBA.

Tianna Thompson (5-10, G, Mableton, Ga.) - Thompson helped lead The Galloway School to a 2023 state runner-up finish, and has earned AJC Class A Private All-State first- and sec-

JACKETS BY THE NUMBERS

GAMES LEADING GT IN:

Scoring (includes ties):

Dunn	16
Blackshear	8
Morgan.....	6
Augustinaite.....	2

Rebounding (includes ties):

Morgan.....	16
Blackshear	9
Noguero.....	6
Augustinaite.....	3
Dunn	3
Thomas-Harris.....	1

Assists (includes ties):

Morgan.....	25
Dunn	4
Noguero.....	5
Johnson.....	4
Blackshear.....	2

Games in Double Figure Scoring:

Morgan.....	28
Dunn	22
Augustinaite.....	19
Blackshear	18
Noguero.....	8
Thomas-Harris.....	3
Termis	2

Games with 20+ points:

Dunn	8
Morgan.....	7
Blackshear.....	3
Augustinaite.....	1

Games with 5+ assists:

Morgan.....	19
Johnson.....	3
Noguero.....	2
Augustinaite.....	1
Dunn	1

Games with 3+ steals:

Morgan.....	10
Noguero.....	3
Dunn	2
Blackshear.....	1
Carter.....	1
Johnson.....	1

ond-team honors in 2022 and 2021. She has scored over 1,000-career points and is a four-star recruit by Prospects Nation, and is the top-ranked recruit in Georgia. Her father, Rich, ran track and field at Georgia Tech (1988-91) and was inducted into the GT Sports Hall of Fame in 2001.

Chazadi "Chit Chat" Wright (5-4, G, Decatur, Ga.) - A two-time all-State honoree by the AJC, Wright earned first-team 3A all-State in 2023 and first-team Class A Private all-State in 2022. She has also earned Region 7 Class 3A Region Player of the Year honors and has amassed over 1,000-career points at Wesleyan.

50 SEASONS

The 2023-24 season marks the 50th season of Georgia Tech women's basketball. Tech's first varsity female sports team, women's basketball started in 1974-75 and has amassed 775 wins since. In 50 seasons, Georgia Tech has made 11 NCAA Tournament appearances, eight WNIT appearances, and seven GAIAW State Tournaments. The Yellow Jackets made their first postseason appearance in school history in 1992 and won the NWIT in Amarillo, Texas. The win also marked the first NWIT title for an ACC school.

Tech made its first NCAA Tournament appearance in 1992-93. The Jackets didn't return for 10 years, making its next trip in 2003, but then participated in every Big Dance from 2007-2012. In 2012, Tech made its first-ever run to the Sweet 16. The Jackets would return to the Sweet 16 in 2021 with Nell Fortner at the helm.

MORGAN'S INAUGURAL SEASON

Tonie Morgan put together quite the freshman season last year, leading Georgia Tech in assists with 114 and finishing second on the team in scoring, averaging 9.8 points per game. She returns as the team's leading scorer. After an impressive freshman season, Morgan earned ACC All-Freshman Team honors and collected two ACC Rookie of the Week honors.

In the ACC, Morgan was one of only four freshmen to own a double-double last season, and was one of only three to own multiple double-doubles. Additionally, she was one of only four players overall in the league to own a double-double on points and assists. Morgan flirted with a triple-double on multiple occasions last season.

Finishing with 114 assists, Morgan ranks fourth in the Georgia Tech record book in the freshman class. Nina Bärlin ranks third with 117 assists as a freshman in 1999-00. Carmen Davis holds the freshman record at GT with 173 assists during the 1989-90 season.

BLACKSHEAR ON THE BOARDS

Kayla Blackshear led Georgia Tech in rebounding last season, pulling down 6.4 rebounds per game on average. The junior finished the season with five games securing double-figure rebounding totals. Blackshear was one of three Yellow Jackets last season to record a game with double-figure rebounds, joined by teammate Tonie Morgan who recorded three. Morgan, the team's second leading rebounder last season, recorded the team's season-high, having pulled down 15 rebounds against Syracuse.

WHAT'S DUNN DONE

Kara Dunn also put together a strong freshman season last year, finishing with nine games in double-figure scoring, including four with 15-plus points. She set a career-high in scoring with 21 points against Wake Forest in her second-straight game with 20-plus points. She was one of only three Yellow Jackets to score 20 or more points.

Dunn finished the season averaging 7.6 points per game, shot 42.9 percent from the floor and 73.5 percent from the free throw line. She returns as the team's second leading scorer behind Tonie Morgan. Dunn appeared in 28 games and earned the start in 14.

HITTING THE PORTAL

Georgia Tech hit the transfer portal over the summer and welcomed two transfers to The Flats for their fifth seasons of eligibility. Joining the 2023-24 roster are Sydney Johnson (Powder Springs, Ga.) and Caitlyn Wilson (Cordova, Tenn.).

Johnson played four seasons at Boston University becoming the first Terrier in program history to be named first team all-Patriot League multiple times. Johnson finished her career at BU ranked 11th in program history with 1,255 career points, eighth with 330 career assists, ninth with 483 career field goals made and ninth with a 12.0 points per game average. In four seasons, she started 97 of her 105 career games played, was twice tabbed all-Patriot League first team (2022, 2023) and once to second team (2021). In 2023, Johnson was named to the all-Patriot League defensive team and tournament team after leading the Terriers with 107 assists and 55 steals, while ranking second with 12.8 ppg her final season. She was first named to the all-Patriot League tournament team in 2022.

Wilson played three seasons at Cincinnati, appearing in 77 games for the Bearcats and starting 42. She averaged 7.8 points and 1.8 rebounds, while shooting 32.6 percent from the field and 32.9 percent from three-point distance. Wilson hit at least 50 three-pointers each season to finish sixth in the Cincinnati record book in three-pointers made with 163. Wilson played her freshman season at Chipola Junior College in Marianna, Fla. She started 18-of-27 games and averaged 13.6 points, 3.4 made three-pointers, 3.2 rebounds and 2.0 steals per game to earn all-Panhandle Conference First Team honors.

HOME SWEET HOME

All time, the Yellow Jackets are 418-236 (.620) when playing at home. The Jackets have won the last 10-consecutive home openers dating back to the 2012-13 season (including this season). Last season, Tech defeated Georgia State in its home opener, 60-42. Under the direction of Fortner, the Jackets are 5-0 in home openers dating back to her first season in 2019-20.

RECORD WHEN...

At home	9-7
On road	6-6
Neutral	2-2
Against ranked teams	0-8
In games decided by 3 pts or less	4-3
In games decided by 4-5 pts	1-2
In games decided by 6-10 pts	2-2
In games decided by 11-20 pts	5-6
In games decided by 21+ pts	5-2
Leading at half	15-4
Tied at half	0-1
Trailing at half	2-10
Leading with 10:00 remaining	13-3
Trailing with 10:00 remaining	3-12
Leading with 5:00 remaining	13-1
Trailing with 5:00 remaining	2-14
GT shoots 40% or better	13-7
GT shoots less than 40%	4-8
GT shoots same/better than opp	13-1
Opp. shoots 40% or better	4-14
Opp. shoots less than 40%	13-2
GT out-rebounds opp	12-2
Opp. out-rebounds GT	4-13
Teams tied in rebounding	1-0
GT shoots 70% or better on FT's	12-7
GT has more/same FT attempts	12-9
Opp. has more FT attempts	5-6
GT shoots 30% or better on 3pt	8-8
GT shoots less than 30% on 3pt	9-7
Opp. shoots 30% or better on 3pt	6-7
Opp. shoots less than 30% on 3pt	11-8
GT has more/same TO than opp	4-11
GT scores 90+ pts	2-0
GT scores 80-89 pts	2-2
GT scores 70-79 pts	6-1
GT scores 60-69 pts	6-6
GT scores 50-59 pts	1-3
GT scores less than 50 pts	0-3
Opp. scores 90+ pts	0-1
Opp. scores 80-89 pts	0-6
Opp. scores 70-79 pts	2-4
Opp. scores 60-69 pts	6-3
Opp. scores 50-59 pts	8-1
Opp. scores less than 50 pts	1-0
On Mondays	1-0
On Tuesdays	1-0
On Wednesdays	2-1
On Thursdays	4-7
On Fridays	1-1
On Saturdays	2-1
On Sundays	6-5
In November	5-2
In December	4-2
In January	4-4
In February	2-6
In March	2-1
In Overtime	0-1
In Gold Uniforms	3-1
In Grey Uniforms	1-1
In Navy Uniforms	4-6
In White Uniforms	8-4
In Alternate Uniforms	1-3

THE LAST TIME...

The Last Time (Team)

Tech scored 100 points in a game:	102 vs. Southeastern Louisiana, November 18, 2015
Tech scored 100 points in an ACC game:	101 at Virginia, March 2, 2008 (2 OT)
A Tech opponent scored 100 points:	103 at Virginia, March 2, 2008 (2 OT)
Tech scored 60-69 points in a game:	60 vs. Morgan State, Nov. 16, 2014
Tech scored 70+ points in a half:	70 vs. Presbyterian (2nd half), Dec. 2, 1985
Tech won an overtime game:	at Miami (71-66), March 3, 2024
Tech lost an overtime game:	at NC State (86-85), Feb. 18, 2024
Tech played a double overtime game:	vs. Pitt (85-79), Feb. 12, 2023
Tech played a triple overtime game:	vs. Michigan (89-79), April 1, 2017
Tech shot 70 percent for a half:	82.4 (14-17) at Houston, Nov. 9, 2018
Tech shot 80 percent for a half:	82.4 (14-17) at Clemson, Jan. 30, 2022
Tech shot 60 percent from the field in a game:	63.5 (40-63) vs. Kennesaw State, Nov. 22, 2011
Tech shot 90 percent from the free throw line in a game (min. 10 att.):	100.0 (11-11), at Clemson, Feb. 15, 2024
Tech shot 100 percent from the free throw line in a game (min. 10 att.):	1.000 (11-11), at Clemson, Feb. 15, 2024
Tech shot less than 40 percent from the field in a game:	37.7 (20-53) vs. Duke, March 7, 2024
Tech shot less than 30 percent from the field in a half:	17.9 (7-39) vs. Notre Dame, Feb. 1, 2024
Tech shot less than 50 percent from the free throw line in a game:	42.9 (9-21) vs. USC Upstate, Dec. 20, 2023
Opponent shot less than 50 percent from the free throw line in a game:	37.6 (6-16) at Miami, March 3, 2024
Tech did not make a 3-point field goal:	vs. Virginia, Jan. 28, 2018
Tech held an opponent under 30 percent shooting:	25.0 (14-56) vs. Kennesaw State, Nov. 19, 2023
An opponent shot 60 percent:	62.3 (33-53) vs. Notre Dame, Jan. 7, 2018
Tech attempted 50 free throws:	51 (made 34) vs. Alabama State, Nov. 24, 2015
Tech made 40 free throws:	Never
Tech defeated a top-10 opponent:	No. 3/2 vs. UConn, 57-44, Dec. 9, 2021
Tech defeated a top-25 opponent:	No. 15/13 vs. NC State, 68-62, Feb. 2, 2023
Tech defeated a top-25 opponent on the road:	No. 20/19 at Georgia, 55-54, Dec. 5, 2021

The Last Time (Player)

A player scored 40+ points:	Niesha Butler (40) vs. Florida State, Jan. 2, 1999
A player scored 35-39 points:	Kara Dunn (39) vs. Georgia State, Dec. 10, 2023
A player scored 30-34 points:	Kara Dunn (31) at NC State, Feb. 18, 2024
Two players scored 20+/same game:	Kara Dunn (31) & Tonie Morgan (23) at NC State, Feb. 18, 2024
Three players scored 20+/same game:	Alex Montgomery (26), Janie Mitchell (20) and Iasia Hemingway (20) vs. Maryland, Jan. 20, 2008
Four players scored 20+/same game:	Never
A player had back-to-back 30+ point games:	Carla Munnion (34) vs. Manhattan, Jan. 23, 1995, and (35) vs. Chattanooga, Dec. 13, 1995
A player had 20+ rebounds:	Lorela Cubaj (20) at Purdue, Dec. 1, 2021
A player had 15-19 rebounds:	Tonie Morgan (15) vs. Syracuse, Jan. 19, 2023
Two players had a double-double	E. Dixon (22 pts, 17 rebs) and L. Cubaj (13 pts, 11 rebs) vs. Duke, Jan. 10, 2019
Two players had double-figure rebounds in the same game:	Straut. (11 rebs) and Cubaj (10 rebs) vs. UNC, Jan. 23, 2022
Three players had double-figure rebounds in the same game:	Roddreka Rogers (12), Katarina Vuckovic (12) and Zaire O'Neil (11), NC State, Feb. 12, 2015
One player had a double-double (Pts and Ast):	Tonie Morgan (23 pts, 11 asst) at NC State, Feb. 18, 2024
One player had a double-double (Pts and Steals):	Dawnn Maye (23 pts, 10 steals) vs. Marquette, Nov. 18, 2012
A player had a double-double in consecutive games:	Tonie Morgan - vs. Virginia, Jan. 4, 2024 (18 pts, 12 assts) at Pitt, Jan. 7, 2024 (15 pts, 12 assts)
A player had a triple-double (Pts, Reb, Asst.):	Milli Martinez (12 pts, 10 reb, 10 asst) vs. Morris Brown, Feb. 23, 2002
A player had 20 points and 20 rebounds in the same game:	Kisha Ford (21 pts, 21 reb) vs. Mercer, Nov. 25, 1996
A player had 10-14 assists in a game:	Tonie Morgan (11) at NC State, Feb. 18, 2024
A player had 15+ assists in a game:	Nina Bärlin (17) vs. Virginia, Jan. 10, 2002
A player had 10+ assists in three consecutive games:	Nina Bärlin (11) vs. E. Washington, Nov. 24, 2001, (14) vs. Arkansas St., Dec. 1, 2001, (11) vs. Southern, Dec. 2, 2001, (13) vs. Florida State, Dec. 5, 2001
A player topped the team in scoring, rebounds, and assists for a game:	Tonie Morgan, 19 pts, 8 reb, 7 ast vs. Duke, March 7, 2024
A player played every minute of a game:	Kara Dunn vs. Duke, March 7, 2024
A player had five blocked shots in a game:	Lorela Cubaj (5) at Clemson, Jan. 7, 2021
A player had five blocked shots in back-to-back games:	Zaire O'Neil (5) vs. Syracuse, Feb. 8, 2015 (6) vs. NC State, Feb. 12, 2015
A player had 10+ steals in a game:	Dawnn Maye (10) vs. Marquette, Nov. 18, 2012

STARTING LINEUPS

Game	C/F	F/G	G/F	G	G
N6	COASTAL CAROLINA	Wone Aranz	Blackshear	Dunn	Morgan Noguero
N11	FURMAN	Wone Aranz	Blackshear	Augustinaite	Morgan Noguero
N16	at Rice	Wone Aranz	Blackshear	Augustinaite	Morgan Noguero
N19	KENNESAW STATE	Wone Aranz	Blackshear	Augustinaite	Morgan Noguero
N23	vs. Creighton	Wone Aranz	Blackshear	Augustinaite	Morgan Noguero
N24	vs. New Mexico	Wone Aranz	Blackshear	Augustinaite	Morgan Noguero
N29	FLORIDA	Wone Aranz	Blackshear	Dunn	Morgan Noguero
D2	at Nebraska	Wone Aranz	Blackshear	Augustinaite	Morgan Noguero
D5	MERCER	Wone Aranz	Blackshear	Augustinaite	Morgan Noguero
D10	GEORGIA STATE	Dunn	Blackshear	Augustinaite	Morgan Noguero
D16	at Georgia	Dunn	Blackshear	Augustinaite	Morgan Noguero
D20	USC UPSTATE	Dunn	Blackshear	Augustinaite	Morgan Noguero
D29	at Florida State	Wone Aranz	Blackshear	Augustinaite	Morgan Dunn
J4	VIRGINIA	Dunn	Blackshear	Augustinaite	Morgan Noguero
J7	at Pitt	Dunn	Blackshear	Augustinaite	Morgan Noguero
J11	CLEMSON	Dunn	Blackshear	Augustinaite	Morgan Noguero
J14	at Duke	Dunn	Blackshear	Augustinaite	Morgan Noguero
J18	NORTH CAROLINA	Wone Aranz	Blackshear	Dunn	Morgan Noguero
J21	BOSTON COLLEGE	Wone Aranz	Blackshear	Dunn	Morgan Noguero
J25	at Virginia Tech	Wone Aranz	Blackshear	Dunn	Morgan Noguero
J28	FLORIDA STATE	Wone Aranz	Dunn	Augustinaite	Morgan Noguero
F1	NOTRE DAME	Dunn	Blackshear	Augustinaite	Morgan Noguero
F4	at Wake Forest	Dunn	Blackshear	Johnson	Morgan Noguero
F8	at Syracuse	Dunn	Blackshear	Johnson	Morgan Noguero
F11	MIAMI	Dunn	Blackshear	Johnson	Morgan Noguero
F15	at Clemson	Dunn	Blackshear	Johnson	Morgan Noguero
F18	at NC State	Dunn	Blackshear	Johnson	Morgan Noguero
F22	LOUISVILLE	Dunn	Blackshear	Johnson	Morgan Noguero
F25	WAKE FOREST	Dunn	Blackshear	Johnson	Morgan Noguero
M3	at Miami	Dunn	Blackshear	Johnson	Morgan Noguero
M6	vs. Pitt	Dunn	Blackshear	Johnson	Morgan Noguero
M7	vs. Duke	Dunn	Blackshear	Johnson	Morgan Noguero

SPECIALTY STATS (GT/Opp)

Game	Paint	Off TO	2ndCh	FBreak	Bench	
N6	COASTAL CAROLINA	38/30	19/7	11/12	15/7	27/10
N11	FURMAN	50/26	15/6	15/8	20/6	33/18
N16	at Rice	32/30	21/29	20/17	10/7	16/27
N19	KENNESAW STATE	36/8	24/13	5/5	12/9	27/23
N23	vs. Creighton	28/16	10/9	11/14	2/8	12/6
N24	vs. New Mexico	30/32	12/7	13/3	2/15	13/6
N29	FLORIDA	24/38	9/17	12/14	6/17	30/19
D2	at Nebraska	38/24	4/12	4/0	1/7	25/23
D5	MERCER	40/30	15/7	13/9	12/4	22/12
D10	GEORGIA STATE	30/24	14/5	28/16	7/4	21/19
D16	at Georgia	32/24	16/7	10/4	9/8	5/11
D20	USC UPSTATE	42/26	24/4	19/3	17/11	28/29
D29	at Florida State	44/54	12/13	11/8	6/4	6/10
J4	VIRGINIA	24/34	12/12	15/17	6/14	5/11
J7	at Pitt	24/22	12/13	8/8	4/8	0/18
J11	CLEMSON	38/34	19/10	4/9	11/6	2/2
J14	at Duke	12/26	8/11	5/14	5/5	12/40
J18	NORTH CAROLINA	24/36	13/14	5/6	6/12	22/17
J21	BOSTON COLLEGE	40/36	17/20	8/4	7/6	9/8
J25	at Virginia Tech	24/30	2/13	5/13	0/0	32/16
J28	FLORIDA STATE	26/44	8/14	4/6	4/11	10/15
F1	NOTRE DAME	18/56	3/21	10/3	8/21	4/6
F4	at Wake Forest	36/20	23/11	7/13	2/3	5/13
F8	at Syracuse	38/34	19/22	4/6	6/5	10/29
F11	MIAMI	24/30	16/13	6/8	4/5	10/10
F15	at Clemson	30/20	11/6	10/5	6/6	14/1
F18	at NC State	34/46	11/19	4/15	8/23	8/6
F22	LOUISVILLE	30/24	14/28	9/9	2/0	16/53
F25	WAKE FOREST	26/34	9/21	16/7	6/4	16/11
M3	at Miami	22/34	7/12	18/10	1/14	17/15
M6	vs. Pitt	30/24	12/13	14/9	9/4	18/19
M7	vs. Duke	26/46	20/13	8/15	2/7	13/24

INDIVIDUAL MISC. STATS

Career 20-Point Games

Sydney Johnson: 15

at Bucknell	2/18/23	22
Loyola Maryland	2/4/23	20
Lehigh	1/28/23	22
at Loyola Maryland	1/21/23	21
St. Francis Brooklyn	11/23/22	20
Bucknell	2/26/22	21
Colgate	2/19/22	21
at Bucknell	2/2/22	23
Lafayette	1/26/22	24
at Lehigh	1/22/22	24
at Navy	1/15/22	20
at Harvard	11/27/21	20
Boston College.....	11/17/21	26
American	3/11/21	23
Marist.....	11/08/19	21

Caitlyn Wilson: 4

at Tulsa.....	2/27/21	20
at Memphis	2/10/21	20
at Tulane.....	2/7/21	20
Temple	2/3/21	23

Rusne Augustinaite: 1

Florida	11/29/23	30
---------------	----------	----

Career 20-Point Games

Kara Dunn: 10

at NC State	2/18/24	31
at Clemson	2/15/24	24
at Pitt.....	1/7/24	26
Virginia	1/4/24	24
at Florida State	12/29/23	24
at Georgia.....	12/16/23	21
Georgia State.....	12/10/23	39
at Nebraska.....	12/2/23	22
Wake Forest.....	2/16/23	21
Pittsburgh.....	2/12/23	20

Kayla Blackshear: 3

at Florida State	12/29/23	22
at Rice.....	11/16/23	21
Coastal Carolina.....	11/6/23	24

Tonie Morgan: 7

vs. Pitt	3/6/24	24
at NC State	2/18/24	23
Miami	2/11/24	24
at Wake Forest.....	2/4/24	22
at Virginia Tech	1/25/24	26
at Nebraska.....	12/2/23	20
Coastal Carolina.....	11/6/23	20

TEAM MISC. STATS

Most First Half Points

Georgia Tech	50	vs. Georgia State (12/10/23)	W, 94-70
Opponents	46	2x, last vs. Notre Dame (2/1/24)	L, 85-48

Fewest First Half Points

Georgia Tech	17	vs. Notre Dame (2/1/24)	L, 85-48
Opponents	19	vs. Furman (11/11)	W, 91-56

Largest Halftime Lead

Georgia Tech	24	vs. USC Upstate (12/20/23)	W, 81-50
Opponents	29	vs. Notre Dame (2/1/24)	L, 85-48

Most Second Half Points

Georgia Tech	55	vs. Furman (11/11)	W, 91-56
Opponents	58	at Nebraska (12/2)	L, 80-72

Fewest Second Half Points

Georgia Tech	22	2x, last at Duke (1/14/24)	L, 84-46
Opponents	13	vs. Kennesaw State (11/19)	W, 77-38

Largest Margin of Victory

Georgia Tech	39	vs. Kennesaw State (11/19)	W, 77-38
Opponents	38	at Duke (1/14/24)	L, 84-46

Most Turnovers

Georgia Tech	18	vs. Boston College (1/21/24)	W, 69-54
Opponents	23	2x, last vs. USC Upstate (12/20/23)	W, 81-50

Fewest Turnovers

Georgia Tech	7	2x, last at No. 22 FSU (12/29)	L, 95-80
Opponents	6	at Virginia Tech	L, 87-69

Most Steals

Georgia Tech	12	vs. USC Upstate (12/20/23)	W, 81-50
Opponents	12	2x, last vs. Notre Dame (2/1/24)	L, 85-48

Fewest Steals

Georgia Tech	2	3x, last at No. 22 FSU (12/29)	L, 95-80
Opponents	1	vs. Mercer (12/5/23)	W, 73-60

Most Blocks

Georgia Tech	5	3x, last vs. North Carolina (1/18)	L, 73-68
Opponents	12	at Pitt (1/7/24)	W, 68-58

Fewest Blocks

Georgia Tech	0	5x, last vs. Louisville (2/22)	L, 80-62
Opponents	0	2x, last at Wake Forest (2/4)	W, 58-55

Most Assists

Georgia Tech	26	vs. Georgia State (12/10/23)	W, 94-70
Opponents	23	at Nebraska (12/2)	L, 80-72

POINTS-REBOUNDS-ASSISTS

Opponent	Date	Score	W/L	01	04	05	11	12	13	15	20
				WILSON	CLARK	MORGAN	ARANAZ	BEDIAKO	BLACKS.	CARTER	TERMIS
COASTAL CAROLINA	11/6	83-53	W	0-1-0	0-0-0	20-7-7	3-0-3	0-0-1	24-6-2	4-1-0	1-1-1
FURMAN	11/11	91-56	W	0-0-0	DNP	19-9-7	4-3-1	2-2-0	14-6-2	7-4-3	8-3-0
at Rice	11/16	78-75	W	DNP	DNP	13-4-5	0-2-1	DNP	21-9-1	0-0-0	0-0-0
KENNESAW STATE	11/19	77-38	W	3-1-0	DNP	15-2-6	2-4-2	0-1-0	16-7-1	3-2-2	4-0-0
vs. Creighton	11/23	57-46	L	DNP	DNP	12-9-3	0-5-2	DNP	14-7-2	DNP	DNP
vs. New Mexico	11/24	66-55	W	DNP	DNP	13-12-3	5-4-2	DNP	14-6-3	DNP	0-3-0
FLORIDA	11/29	68-58	L	DNP	DNP	18-7-4	2-1-2	0-3-0	8-10-0	DNP	0-1-0
at Nebraska	12/2	80-72	L	DNP	DNP	20-5-6	4-1-3	DNP	6-7-1	DNP	3-0-0
MERCER	12/5	73-60	W	DNP	DNP	9-4-6	6-2-0	0-0-0	14-4-1	0-0-0	7-4-3
GEORGIA STATE	12/10	94-70	W	0-0-0	DNP	10-9-7	DNP	2-2-0	10-11-3	1-2-0	0-0-0
at Georgia	12/16	64-53	W	DNP	DNP	11-12-8	2-2-1	DNP	11-6-0	DNP	DNP
USC UPSTATE	12/20	81-50	W	3-0-0	0-0-0	13-8-4	8-3-1	4-3-0	6-4-2	4-3-0	4-2-1
at Florida State	12/29	95-80	L	DNP	DNP	13-6-2	0-3-1	DNP	22-6-4	2-2-0	0-3-2
VIRGINIA	1/4	63-60	W	DNP	DNP	18-12-1	0-1-0	DNP	6-6-2	DNP	DNP
at Pitt	1/7	68-58	W	DNP	DNP	15-12-8	0-1-0	DNP	4-7-1	0-1-0	0-1-0
CLEMSON	1/11	70-62	W	DNP	DNP	16-6-7	2-1-0	DNP	12-10-1	0-2-0	0-1-0
at Duke	1/14	84-46	L	DNP	DNP	6-2-1	0-0-0	0-0-0	9-3-3	0-0-0	12-4-0
NORTH CAROLINA	1/18	73-68	L	DNP	DNP	15-6-9	2-1-0	DNP	8-3-0	DNP	11-1-2
BOSTON COLLEGE	1/21	69-54	W	DNP	DNP	15-7-10	2-2-2	DNP	16-6-1	0-1-0	0-2-1
at Virginia Tech	1/25	87-69	L	DNP	DNP	26-4-2	0-0-0	DNP	4-2-0	4-0-0	8-2-1
FLORIDA STATE	1/28	78-67	L	DNP	DNP	16-7-6	0-1-1	DNP	DNP	0-0-0	0-5-3
NOTRE DAME	2/1	85-48	L	DNP	DNP	9-5-4	0-1-0	DNP	7-11-2	2-0-0	0-2-1
at Wake Forest	2/4	58-55	W	DNP	DNP	22-6-3	3-3-2	DNP	18-9-2	DNP	DNP
at Syracuse	2/8	62-59	L	DNP	DNP	12-5-2	2-3-3	DNP	15-6-2	DNP	DNP
MIAMI	2/11	62-60	L	DNP	DNP	24-8-5	0-1-0	DNP	13-9-0	DNP	0-0-0
at Clemson	2/15	64-63	W	DNP	DNP	7-2-1	0-0-1	DNP	8-7-0	0-0-0	DNP
at NC State	2/18	86-85 (ot)	L	DNP	DNP	23-6-11	0-1-0	DNP	16-3-2	DNP	0-1-0
LOUISVILLE	2/22	80-62	L	DNP	DNP	16-1-5	2-4-0	DNP	8-4-2	DNP	DNP
WAKE FOREST	2/25	71-66	L	DNP	DNP	15-8-5	0-0-2	DNP	5-6-1	2-0-0	0-0-0
at Miami	3/3	71-66 (ot)	W	DNP	DNP	16-10-6	DNP	DNP	18-9-1	5-2-0	7-1-1
vs. Pitt	3/6	73-60	W	DNP	DNP	24-11-4	3-0-0	DNP	12-5-1	0-0-0	DNP
vs. Duke	3/7	70-58	L	DNP	DNP	19-8-7	2-0-0	DNP	9-3-4	DNP	0-0-0

Opponent	Date	Score	W/L	21	22	23	25	32
				JOHNSON	NOGUERO	AUGUST.	DUNN	THOMAS-HARRIS
COASTAL CAROLINA	11/6	83-53	W	0-2-5	10-1-4	14-5-1	2-1-0	8-5-0
FURMAN	11/11	91-56	W	8-2-1	7-4-3	14-5-2	DNP	8-7-3
at Rice	11/16	78-75	W	4-3-2	16-7-2	12-1-1	DNP	12-13-0
KENNESAW STATE	11/19	77-38	W	2-2-2	3-4-2	14-4-3	DNP	15-5-0
vs. Creighton	11/23	57-46	L	2-0-1	6-8-0	2-3-1	8-1-0	2-2-0
vs. New Mexico	11/24	66-55	W	3-2-2	13-9-1	8-7-1	10-1-1	0-0-0
FLORIDA	11/29	68-58	L	0-0-2	0-4-4	30-4-2	0-1-0	0-4-0
at Nebraska	12/2	80-72	L	0-6-1	11-4-1	6-5-0	22-5-0	DNP
MERCER	12/5	73-60	W	2-1-0	10-12-6	12-4-2	11-1-0	2-1-0
GEORGIA STATE	12/10	94-70	W	3-4-4	5-7-3	9-5-5	39-5-4	15-4-0
at Georgia	12/16	64-53	W	3-2-4	0-3-2	16-6-1	21-8-1	0-0-0
USC UPSTATE	12/20	81-50	W	0-0-1	10-3-3	14-3-2	10-4-5	5-3-2
at Florida State	12/29	95-80	L	4-2-1	DNP	15-7-3	24-4-4	0-3-0
VIRGINIA	1/4	63-60	W	3-0-1	2-5-3	8-4-2	24-6-1	2-4-0
at Pitt	1/7	68-68	W	0-0-0	9-6-2	14-3-1	26-6-1	0-1-0
CLEMSON	1/11	70-62	W	0-3-7	7-3-2	14-4-3	19-4-0	DNP
at Duke	1/14	84-46	L	0-0-1	5-5-2	0-3-1	14-0-4	DNP
NORTH CAROLINA	1/18	73-68	L	0-0-0	7-4-3	11-3-1	14-6-1	0-0-0
BOSTON COLLEGE	1/21	69-54	W	DNP	12-6-2	9-1-0	15-6-1	0-1-0
at Virginia Tech	1/25	87-69	L	3-2-4	2-5-1	17-5-0	5-2-3	0-0-0
FLORIDA STATE	1/28	78-67	L	6-3-0	13-7-3	9-1-4	19-4-0	4-2-1
NOTRE DAME	2/1	85-48	L	1-2-0	5-6-3	6-0-1	17-7-2	1-4-0
at Wake Forest	2/4	58-55	W	4-3-2	3-0-3	2-5-0	6-2-3	0-0-1
at Syracuse	2/8	62-59	L	3-4-4	2-0-3	6-6-1	17-4-0	2-0-0
MIAMI	2/11	62-60	L	3-2-2	4-7-2	10-2-1	6-5-2	0-0-0
at Clemson	2/15	64-63	W	0-3-5	11-10-5	14-3-2	24-9-1	0-0-0
at NC State	2/18	86-85 (ot)	L	0-0-1	7-6-2	8-1-0	31-6-2	DNP
LOUISVILLE	2/22	80-62	L	2-0-2	3-3-2	14-1-0	17-9-1	DNP
WAKE FOREST	2/25	71-66	L	6-1-1	7-6-1	14-1-1	17-7-1	0-0-0
at Miami	3/3	71-66 (ot)	W	6-4-4	8-3-0	5-1-0	6-7-2	0-1-1
vs. Pitt	3/6	73-60	W	5-0-3	0-3-1	13-3-0	14-9-2	2-5-0
vs. Duke	3/7	70-58	L	0-1-0	3-5-0	11-0-0	14-6-0	0-1-0

REBOUNDING GAME (GT/Opp)

Date	Opponent	Dec.	Result	Total	Margin	Offensive	Defensive	High Rebounder
N6	COASTAL CAROL.	W	83-53	37	-5	6	31	7 - Morgan
N11	FURMAN	W	91-56	47	+13	13	34	9 - Morgan
N16	at Rice	W	78-75	41	+7	16	25	13 - Thomas-Harris
N19	KENNESAW STATE	W	77-38	34	+6	9	25	7 - Blackshear
N23	vs. Creighton	L	57-46	37	-5	9	28	9 - Morgan
N24	vs. New Mexico	W	66-55	47	+15	11	36	12 - Morgan
N29	FLORIDA	L	68-58	39	-5	12	27	10 - Blackshear
D2	at Nebraska	L	80-72	39	+10	10	29	7 - Blackshear
D5	MERCER	W	73-60	38	+6	10	28	12 - Noguero
D10	GEORGIA STATE	W	94-70	56	+27	23	33	11 - Blackshear
D16	at Georgia	W	64-53	48	+3	15	33	12 - Morgan
D20	USC UPSTATE	W	81-50	42	+13	13	29	8 - Morgan
D29	at Florida State	L	95-80	39	-2	12	27	7 - Augustinaite
J4	VIRGINIA	W	63-60	42	-4	15	27	12 - Morgan
J7	at Pitt	W	68-58	39	+1	10	29	12 - Morgan
J11	CLEMSON	W	70-62	36	+3	7	29	10 - Blackshear
J14	at Duke	L	84-46	21	-21	4	17	5 - Noguero
J18	NORTH CAROLINA	L	73-68	30	-2	5	25	6 - Dunn, Morgan
J21	BOSTON COLLEGE	W	69-54	35	+3	8	27	7 - Morgan
J25	at Virginia Tech	L	87-69	25	-12	6	19	5 - Augustinaite, Noguero
J28	FLORIDA STATE	L	78-67	33	-12	7	26	7 - Morgan, Noguero
F1	NOTRE DAME	L	85-48	44	-2	20	24	11 - Blackshear
F4	at Wake Forest	W	58-55	30	-6	9	21	9 - Blackshear
F8	at Syracuse	L	62-59	32	-8	8	24	6 - Augustinaite, Blackshear
F11	MIAMI	L	62-60	39	-1	12	27	9 - Blackshear
F15	at Clemson	W	64-63	40	T	7	33	10 - Noguero
F18	at NC State	L (ot)	86-85	30	-10	5	25	6 - Dunn, Morgan, Noguero
F22	LOUISVILLE	L	80-62	24	-7	8	16	9 - Dunn
F25	WAKE FOREST	L	71-66	33	+7	13	20	8 - Morgan
M3	at Miami	W (ot)	71-66	44	-2	14	30	10 - Morgan
M6	vs. Pitt	W	73-60	40	+11	14	26	11 - Morgan
M7	vs. Duke	L	70-58	27	-15	8	19	8 - Morgan

2023-24 RESULTS

RECORD: 17-15 Overall (Home: 9-7; Away: 6-6; Neutral: 2-2; ACC: 7-11)

Date	Opponent	Dec.	Result	Margin	Rec.	High Scorer	High Rebounder	High Assists	Attendance
N6	COASTAL CAROL.	W	83-53	+30	1-0	Blackshear (24)	Morgan (7)	Morgan (7)	4,963
N11	FURMAN	W	91-56	+35	2-0	Morgan (19)	Morgan (9)	Morgan (7)	1,538
N16	at Rice	W	78-75	+3	3-0	Blackshear (21)	Thomas-Harris (13)	Morgan (5)	1,088
N19	KENNESAW STATE	W	77-38	+39	4-0	Blackshear (16)	Blackshear (7)	Morgan (6)	1,957
N23	vs. Creighton	L	57-46	-11	4-1	Blackshear (14)	Morgan (9)	Morgan (3)	137
N24	vs. New Mexico	W	66-55	+11	5-1	Blackshear (14)	Morgan (12)	Blackshear,Morgan (3)	150
N29	FLORIDA	L	68-58	-10	5-2	Augustinaite (30)	Blackshear (10)	Morgan, Noguero (4)	1,387
D2	at Nebraska	L	80-72	-8	5-3	Dunn (22)	Blackshear (7)	Morgan (6)	4,578
D5	MERCER	W	73-60	+13	6-3	Blackshear (14)	Noguero (12)	Morgan, Noguero (6)	1,353
D10	GEORGIA STATE	W	94-70	+24	7-3	Dunn (39)	Blackshear (11)	Morgan (7)	1,727
D16	at Georgia	W	64-53	+11	8-3	Dunn (21)	Morgan (12)	Morgan (8)	3,744
D20	USC UPSTATE	W	81-50	+31	9-3	Augustinaite (14)	Morgan (8)	Dunn (5)	1,244
D29	at Florida State	L	95-80	-15	9-4	Dunn (24)	Augustinaite (7)	Blackshear, Dunn (4)	1,613
J4	VIRGINIA	W	63-60	+3	10-4	Dunn (24)	Morgan (12)	Noguero (3)	1,237
J7	at Pitt	W	68-58	+10	11-4	Dunn (26)	Morgan (12)	Morgan (8)	1,653
J11	CLEMSON	W	70-62	+8	12-4	Dunn (19)	Blackshear (10)	Johnson, Dunn (7)	1,319
J14	at Duke	L	84-46	-38	12-5	Dunn (14)	Noguero (5)	Dunn (4)	2,362
J18	NORTH CAROLINA	L	73-68	-5	12-6	Morgan (15)	Dunn, Morgan (6)	Morgan (9)	1,605
J21	BOSTON COLLEGE	W	69-54	+15	13-6	Blackshear (16)	Morgan (7)	Morgan (10)	2,185
J25	at Virginia Tech	L	87-69	-18	13-7	Morgan (26)	Augustinaite, Noguero (5)	Johnson (4)	4,971
J28	FLORIDA STATE	L	78-67	-11	13-8	Dunn (19)	Morgan, Noguero (7)	Morgan (6)	2,147
F1	NOTRE DAME	L	85-48	-37	13-9	Dunn (17)	Blackshear (11)	Morgan (4)	1,989
F4	at Wake Forest	W	58-55	+3	14-9	Morgan (22)	Blackshear (9)	Dunn,Morgan,Noguero (3)	1,197
F8	at Syracuse	L	62-59	-3	14-10	Dunn (17)	Aug., Blackshear (6)	Johnson (4)	2,603
F11	MIAMI	L	62-60	-2	14-11	Morgan (24)	Blackshear (9)	Morgan (5)	2,214
F15	at Clemson	W	64-63	+1	15-11	Dunn (24)	Noguero (10)	Johnson, Noguero (5)	852
F18	at NC State	L	86-85	-1	15-12	Dunn (31)	Dunn, Morgan, Noguero (6)	Morgan (11)	5,500
F22	LOUISVILLE	L	80-62	-18	15-13	Dunn (17)	Dunn (9)	Morgan (5)	1,554
F25	WAKE FOREST	L	71-66	-5	15-14	Dunn (17)	Morgan (8)	Morgan (5)	1,823
M3	at Miami	W	71-66	+5	16-14	Blackshear (18)	Morgan (10)	Morgan (6)	2,739
M6	vs. Pitt	W	73-60	+13	17-14	Morgan (24)	Morgan (11)	Morgan (4)	6,322
M7	vs. Duke	L	70-58	-12	17-15	Morgan (19)	Morgan (8)	Morgan (7)	7,424

POSTSEASON TOURNAMENT RESULTS

NCAA TOURNAMENT

The Yellow Jackets made their first appearance in the NCAA Tournament in 1992-93 with a 16-10 record and an 8-8 ACC mark. Tech didn't return to the NCAA Tournament for 10 years, making its next trip in 2003, but then the Jackets participated in every Big Dance from 2007 - 2012. In 2012, Georgia Tech made its breakthrough to reach the program's first Sweet 16 with a 76-64 win against Georgetown in the second round.

1993: Midwest Region

Evanston, Ill.
M17 64 at Northwestern L, 62-90

2003: East Region

West Lafayette, Ind.
#10 seed
M22 64 vs. #7 Virginia Tech L, 59-61

2007: Dallas Region

Minneapolis, Minn.
#7 Seed
M17 64 vs. #10 DePaul W, 55-54
M19 32 vs. #2 Purdue L, 63-76

2008: Greensboro Region

Des Moines, Iowa
#10 seed
M22 64 vs. #7 Iowa State L, 55-58

2009: Oklahoma City Region

Iowa City, Iowa
#9 seed
M22 64 vs. #8 Iowa W, 76-62
M24 32 vs. #1 Oklahoma L, 50-69

2010: Kansas City Region

Norman, Oklahoma
#6 seed
M21 64 vs. #11 Arkansas Little Rock L, 53-63

2011: Dayton Region

Columbus, Ohio
#5 seed
M19 64 vs. #12 Bowling Green W, 69-58
M21 32 at #4 Ohio State L, 60-67

2012: Des Moines Region

Chapel Hill, N.C.
#4 seed
M18 64 vs. #13 Sacred Heart W, 76-50
M20 32 vs. #5 Georgetown W, 76-64
Des Moines, Iowa
M24 16 vs. #1 Baylor L, 68-83

2014: Louisville Region

Baton Rouge, La.
#10 seed
M23 64 at #7 LSU L, 78-98

2021: Hemisfair Region

San Antonio, Texas
#5 seed
M21 64 vs. #12 Stephen F. Austin W, 54-52
M23 32 vs. #4 West Virginia W, 73-56
M38 16 vs. #1 South Carolina L, 65-76

2022: Stanford Region

Stanford, Calif.
#9 seed
M18 64 vs. #8 Kansas L, 58-77

Georgia Tech All-Time NCAA Record

Overall: 7-11
Round of 64: 5-6
Round of 32: 2-3
Sweet 16: 0-2

Neutral Site: 5-7
Opponent Site: 1-3

Georgia Tech vs. Conferences in NCAA Tournament

Big 12: 1-4
Big East: 2-1
Big Ten: 1-3
Mid-American: 1-0
Northeast: 1-0
SEC: 0-2
Southland: 1-0
Sun Belt: 0-1



The Yellow Jackets made it to the NCAA Tournament in 2007 which was the first of six-straight appearances in the Big Dance from 2007-12.

WNIT

In the first postseason appearance in school history, Georgia Tech's women's basketball team captured the 1992 National Women's Invitational Tournament in Amarillo, Texas. En route to the title, the Jackets defeated Wisconsin-Green Bay, 78-77, in the first round, Nebraska, 73-68, in the semifinals, and Hawaii, 90-72, in the championship game. The 1992 NWIT not only marked Tech's first postseason appearance, but it also marked the first NWIT title for an ACC school. In 1998, the NWIT switched names to the WNIT.

1992: Cal Farley Coliseum; Amarillo, Texas (NWIT)

M26 Wisconsin-Green Bay W 78-77
M27 Nebraska W 73-68
M28 Hawaii W 90-72

2000: Multiple Sites (WNIT)

M16 Southern Mississippi(1) W 76-71 (ot)
M18 at Chattanooga(2) W 81-74
M21 at Arkansas(3) L 67-78

2001: Humphrey Coliseum; Starkville, Miss.(WNIT)

M15 Mississippi State L 73-77

2002: Alexander Memorial Coliseum; Atlanta, Ga.(WNIT)

M13 Miami L 64-73

2015: Multiple Sites (WNIT)

M19 Elon W 69-47
M22 at Ole Miss (5) L 48-63

2016: McCamish Pavilion, Atlanta, Ga. (WNIT)

M17 Mercer W 73-56
M21 Tulane L 61-64

2017: Multiple Sites (WNIT)

M16 Jacksonville (4) W 71-55
M19 UCF (4) W 63-51
M23 MTSU (4) W 70-57
M26 Alabama (4) W 76-66
M29 Washington State (4) W 69-61
A1 at Michigan (6) L 79-89 (ot3)

2018: Multiple Sites (WNIT)

M15 Bethune Cookman (4) W 85-32
M18 UAB (4) W 91-47
M22 at Alabama (7) L 59-61

(1): Alexander Memorial Coliseum, Atlanta, Ga.
(2): McKenzie Arena, Chattanooga, Tenn.
(3): Arkansas Arena, Fayetteville, Ark.
(4): McCamish Pavilion, Atlanta, Ga.
(5): Tad Smith Coliseum, Oxford, Miss.
(6): Calihan Hall, Detroit, Mich.
(7): Coleman Coliseum, Tuscaloosa, Ala.

Eight Tournaments: Won 14 Lost 7
1992 NWIT Champions

OTHER POSTSEASON TOURN.

1975 GAIAW State Tournament

vs. Fort Valley L 39-76
vs. Tift L 54-65

1976 GAIAW State Tournament

vs. Berry L 41-109
vs. North Georgia L 35-69

1977 GAIAW State Tournament

vs. Morris Brown W 75-27
vs. Spelman W 55-43

1978 GAIAW State Tournament

vs. West Georgia L 79-94

1979 GAIAW State Tournament

vs. Berry L 68-92

1980 GAIAW State Tournament

F. 21 at Georgia Southern L 51-87

1981 GAIAW State Tournament

F. 26 vs. Georgia L 70-89

Seven Tournaments: Won 2 Lost 8

2023-24 GEORGIA TECH STATISTICS



2023-24 Georgia Tech Women's Basketball Combined Team Statistics All games

Page 1/1
as of Mar 15, 2024

Game Records

Record	Overall	Home	Away	Neutral
ALL GAMES	17-15	9-7	6-6	2-2
CONFERENCE	7-11	3-6	4-5	0-0
NON-CONFERENCE	10-4	6-1	2-1	2-2

Score by Periods

Team	1st	2nd	3rd	4th	OT	TOT
Georgia Tech	520	516	561	572	18	2187
Opponents	495	466	607	544	14	2126

Team Box Score

No.	Player	Overall			Total			3-Point			F-Throw		Rebounds				Other					
		GP-GS	MIN	AVG	FG-FGA	FG%	3FG-3FGA	3FG%	FT-FTA	FT%	OFF	DEF	TOT	AVG	PF	DQ	A	TO	BLK	STL	PTS	AVG
5	MORGAN, Tonie	32-32	1022:15	31.9	182-396	.460	15-57	.263	121-180	.672	50	170	220	6.9	69	1	166	124	9	54	500	15.6
25	DUNN, Kara	29-25	914:31	31.5	160-355	.451	38-125	.304	94-121	.777	59	77	136	4.7	67	0	42	63	13	25	452	15.6
13	BLACKSHEAR, Kayla	31-31	1012:28	32.7	152-306	.497	2-9	.222	62-91	.681	88	110	198	6.4	63	1	47	53	13	26	368	11.9
23	AUGUSTINAITE, Rusne	32-17	883:34	27.6	126-336	.375	69-197	.350	30-40	.750	9	97	106	3.3	48	0	42	48	5	9	351	11.0
22	NOGUERO, Ines	31-31	920:20	29.7	75-214	.350	29-118	.246	22-31	.710	15	141	156	5.0	77	1	70	56	4	39	201	6.5
32	THOMAS-HARRIS, D'Asia	27-0	210:47	7.8	28-55	.509	0-1	.000	22-35	.629	16	50	66	2.4	22	0	8	17	6	8	78	2.9
20	TERMIS, Ariadna	24-0	257:08	10.7	26-55	.473	10-25	.400	3-4	.750	8	29	37	1.5	25	0	16	12	3	3	65	2.7
21	JOHNSON, Sydney	31-10	544:55	17.6	26-105	.248	16-62	.258	5-8	.625	10	44	54	1.7	33	0	63	30	3	17	73	2.4
15	CARTER, Avyonce	19-0	148:08	7.8	13-36	.361	3-16	.188	5-7	.714	3	17	20	1.1	12	0	5	3	0	7	34	1.8
11	WONE ARANAZ, Aixa	30-14	466:17	15.5	24-66	.364	2-4	.500	1-4	.250	22	31	53	1.8	51	0	30	14	0	10	51	1.7
1	WILSON, Caitlyn	5-0	17:35	3.5	2-9	.222	2-9	.222	0-0	.000	0	2	2	0.4	1	0	0	1	1	1	6	1.2
12	BEDIAKO, Jada	8-0	48:51	6.1	3-5	.600	0-0	.000	2-4	.500	3	8	11	1.4	8	0	1	3	2	1	8	1.0
4	CLARK, Anisa	2-0	03:11	1.6	0-1	.000	0-1	.000	0-0	.000	0	0	0	0.0	0	0	0	0	0	0	0	0.0
Team											56	73	129				5					
Total		32	6450		817-1939	.421	186-624	.298	367-525	.699	339	849	1188	37.1	476	3	490	429	59	200	2187	68.3
Opponents		32	6450		818-1965	.416	184-595	.309	306-451	.678	337	845	1182	36.9	489	7	429	450	113	218	2126	66.4

Team Statistics

	GATECH	OPP
Scoring	2187	2126
Points per game	68.3	66.4
Scoring margin	+1.9	-
Field goals-att	817-1939	818-1965
Field goal pct	.421	.416
3 point fg-att	186-624	184-595
3-point FG pct	.298	.309
3-pt FG made per game	5.8	5.8
Free throws-att	367-525	306-451
Free throw pct	.699	.678
F-Throws made per game	11.5	9.6
Rebounds	1188	1182
Rebounds per game	37.1	36.9
Rebounding margin	+0.2	-
Assists	490	429
Assists per game	15.3	13.4
Turnovers	429	450
Turnovers per game	13.4	14.1
Turnover margin	+0.7	-
Assist/turnover ratio	1.1	1.0
Steals	200	218
Steals per game	6.3	6.8
Blocks	59	113
Blocks per game	1.8	3.5
Winning streak	0	-
Home win streak	0	-
Attendance	30242	32900
Home games-Avg/Game	16-1890	12-2742
Neutral site-Avg/Game	-	4-3508

Team Results

Date	Opponent		Score	Att.
11/06/2023	Coastal Carolina	W	83-53	4963
11/11/2023	Furman	W	91-56	1538
11/16/2023	at Rice	W	78-75	1088
11/19/2023	Kennesaw St.	W	77-38	1957
11/23/2023	vs Creighton	L	46-57	137
11/24/2023	vs New Mexico	W	66-55	150
11/29/2023	Florida	L	58-68	1387
12/02/2023	at Nebraska	L	72-80	4578
12/05/2023	Mercer	W	73-60	1353
12/10/2023	Georgia St.	W	94-70	1727
12/16/2023	at Georgia	W	64-53	3744
12/20/2023	USC Upstate	W	81-50	1244
12/29/2023	at Florida St.	L	80-95	1613
01/04/2024	Virginia	W	63-60	1237
01/07/2024	at Pittsburgh	W	68-58	1653
01/11/2024	Clemson	W	70-62	1319
01/14/2024	at Duke	L	46-84	2362
01/18/2024	North Carolina	L	68-73	1605
01/21/2024	Boston College	W	69-54	2185
01/25/2024	at Virginia Tech	L	69-87	4971
01/28/2024	Florida St.	L	67-78	2147
02/01/2024	Notre Dame	L	48-85	1989
02/04/2024	at Wake Forest	W	58-55	1197
02/08/2024	at Syracuse	L	59-62	2603
02/11/2024	Miami (FL)	L	60-62	2214
02/15/2024	at Clemson	W	64-63	852
02/18/2024	at NC State	Lot	85-86	5500
02/22/2024	Louisville	L	62-80	1554
02/25/2024	Wake Forest	L	66-71	1823
03/03/2024	at Miami (FL)	Wot	71-66	2739
03/06/2024	vs Pittsburgh	W	73-60	6322
03/07/2024	vs Duke	L	58-70	7424



2023-24 GEORGIA TECH CONFERENCE STATISTICS



2023-24 Georgia Tech Women's Basketball Combined Team Statistics In Conference games

Page 1/1
as of Mar 15, 2024

Game Records

Record	Overall	Home	Away	Neutral
ALL GAMES	7-11	3-6	4-5	0-0
CONFERENCE	7-11	3-6	4-5	0-0
NON-CONFERENCE	0-0	0-0	0-0	0-0

Score by Periods

Team	1st	2nd	3rd	4th	OT	TOT
Georgia Tech	279	271	285	320	18	1173
Opponents	295	280	360	332	14	1281

Team Box Score

No.	Player	Total			3-Point			F-Throw		Rebounds				Other								
		GP-GS	MIN	AVG	FG-FGA	FG%	3FG-3FGA	3FG%	FT-FTA	FT%	OFF	DEF	TOT	AVG	PF	DQ	A	TO	BLK	STL	PTS	AVG
25	DUNN, Kara	18-18	630:20	35.0	105-231	.455	24-83	.289	67-81	.827	37	57	94	5.2	45	0	29	44	7	19	301	16.7
5	MORGAN, Tonie	18-18	595:28	33.1	100-223	.448	8-32	.250	76-107	.710	25	88	113	6.3	41	1	88	65	6	32	284	15.8
13	BLACKSHEAR, Kayla	17-17	564:39	33.2	83-168	.494	2-6	.333	21-34	.618	47	60	107	6.3	34	0	24	31	9	9	189	11.1
23	AUGUSTINAITE, Rusne	18-7	473:04	26.3	60-179	.335	36-111	.324	20-26	.769	4	47	51	2.8	32	0	21	30	2	5	176	9.8
22	NOGUERO, Ines	17-17	533:51	31.4	40-118	.339	17-63	.270	10-14	.714	6	76	82	4.8	46	1	39	40	2	21	107	6.3
20	TERMIS, Ariadna	13-0	153:17	11.8	15-37	.405	8-22	.364	0-0	.000	5	18	23	1.8	15	0	11	4	3	1	38	2.9
21	JOHNSON, Sydney	17-8	312:28	18.4	15-56	.268	10-35	.286	1-4	.250	7	22	29	1.7	14	0	35	17	0	13	41	2.4
15	CARTER, Avyonce	11-0	61:53	5.6	6-17	.353	1-5	.200	2-3	.667	1	7	8	0.7	3	0	0	1	0	2	15	1.4
11	WONE ARANAZ, Aixa	17-5	238:59	14.1	6-27	.222	0-1	.000	1-3	.333	9	14	23	1.4	27	0	12	6	0	4	13	0.8
32	THOMAS-HARRIS, D'Asia	14-0	82:03	5.9	4-15	.267	0-0	.000	1-6	.167	2	14	16	1.1	10	0	3	4	2	2	9	0.6
12	BEDIAKO, Jada	1-0	03:57	4.0	0-0	.000	0-0	.000	0-0	.000	0	0	0	0.0	0	0	0	0	0	0	0	0.0
Team											27	43	70					2				
Total		18	3650		434-1071	.405	106-358	.296	199-278	.716	170	446	616	34.2	267	2	262	244	31	108	1173	65.2
Opponents		18	3650		494-1109	.445	105-339	.310	188-262	.718	193	498	691	38.4	264	2	252	241	75	134	1281	71.2

Team Statistics

	GATECH	OPP
Scoring	1173	1281
Points per game	65.2	71.2
Scoring margin	-6.0	-
Field goals-att	434-1071	494-1109
Field goal pct	.405	.445
3 point fg-att	106-358	105-339
3-point FG pct	.296	.310
3-pt FG made per game	5.9	5.8
Free throws-att	199-278	188-262
Free throw pct	.716	.718
F-Throws made per game	11.1	10.4
Rebounds	616	691
Rebounds per game	34.2	38.4
Rebounding margin	-4.2	-
Assists	262	252
Assists per game	14.6	14.0
Turnovers	244	241
Turnovers per game	13.6	13.4
Turnover margin	-0.2	-
Assist/turnover ratio	1.1	1.0
Steals	108	134
Steals per game	6.0	7.4
Blocks	31	75
Blocks per game	1.7	4.2
Winning streak	1	-
Home win streak	0	-
Attendance	16073	23490
Home games-Avg/Game	9-1786	9-2610
Neutral site-Avg/Game	-	0-0

Team Results

Date	Opponent	Score	Att.
12/29/2023	at Florida St.	L 80-95	1613
01/04/2024	Virginia	W 63-60	1237
01/07/2024	at Pittsburgh	W 68-58	1653
01/11/2024	Clemson	W 70-62	1319
01/14/2024	at Duke	L 46-84	2362
01/18/2024	North Carolina	L 68-73	1605
01/21/2024	Boston College	W 69-54	2185
01/25/2024	at Virginia Tech	L 69-87	4971
01/28/2024	Florida St.	L 67-78	2147
02/01/2024	Notre Dame	L 48-85	1989
02/04/2024	at Wake Forest	W 58-55	1197
02/08/2024	at Syracuse	L 59-62	2603
02/11/2024	Miami (FL)	L 60-62	2214
02/15/2024	at Clemson	W 64-63	852
02/18/2024	at NC State	Lot 85-86	5500
02/22/2024	Louisville	L 62-80	1554
02/25/2024	Wake Forest	L 66-71	1823
03/03/2024	at Miami (FL)	Wot 71-66	2739



HEAD COACH NELL FORTNER

5th Season • Texas '82

Nell Fortner was named the sixth head coach of Georgia Tech women's basketball on April 9, 2019. One of the most successful coaches in women's basketball history, Fortner has compiled a 393-250 (.615) record as a head coach at the collegiate, professional and international levels. She has led teams to Big Ten (Purdue – 1997) and Southeastern Conference (Auburn – 2009) championships and, perhaps most notably, coached the United States national team to three international titles from 1997-2000, including the gold medal at the 2000 Summer Olympics in Sydney, Australia. Fortner is the winningest coach in the history of the USA women's basketball national team, having compiled a 101-14 (.878) record. In addition to the 2000 Olympics championship, she also led the team to the gold medal at the 1998 World Championship in Berlin, Germany and the 1998 William Jones Cup in Taipei, Taiwan. At the collegiate level, Fortner has 13 seasons of experience as a head coach – one at Purdue (1996-97), eight at Auburn (2004-12) and four at Georgia Tech (2019-22) – and has compiled a 250-180 (.585) overall record in the college ranks.

THE FORTNER FILE

PERSONAL

Education Texas, 1982 (Physical Education);
Stephen F. Austin, 1987 (Master's of Education)

COACHING EXPERIENCE

1983-86	Head Coach, Killen (Texas) H.S.
1986-87	Graduate Assistant, Stephen F. Austin
1987-90	Assistant Coach, Stephen F. Austin
1990-95	Assistant Coach, Louisiana Tech
1995-96	Assistant Coach, U.S. National Team
1996-97	Head Coach, Purdue
1997-2000	Head Coach, U.S. National Team
2000-03	Head Coach/General Manager, Indiana Fever
2004-12	Head Coach, Auburn
2019-Present	Head Coach, Georgia Tech

COLLEGE COACHING RECORD

SEASON	SCHOOL	RECORD	ACC FINISH	POSTSEASON
1987-88	Stephen F. Austin	29-5	--	NCAA Tourn. 2nd rd.
1988-89	Stephen F. Austin	30-4	--	NCAA Tourn. 2nd rd.
1989-90	Stephen F. Austin	28-3	--	NCAA Tourn. 2nd rd.
1990-91	Louisiana Tech	18-12	--	NCAA Tourn. 1st rd.
1991-92	Louisiana Tech	20-10	--	NCAA Tourn. 1st rd.
1992-93	Louisiana Tech	26-6	--	NCAA Tourn. Elite 8
1993-94	Louisiana Tech	31-4	--	NCAA Tourn. Runners-Up
1994-95	Louisiana Tech	28-5	--	NCAA Tourn. Sweet 16
1996-97	Purdue	17-11	--	NCAA Tourn. 2nd rd.
2004-05	Auburn	16-13	--	
2005-06	Auburn	14-15	--	
2006-07	Auburn	21-13	--	WNIT Quarterfinals
2007-08	Auburn	20-12	--	NCAA Tournament
2008-09	Auburn	30-4	--	NCAA Tourn. 2nd rd.
2009-10	Auburn	15-16	--	
2010-11	Auburn	16-16	--	WNIT 2nd rd.
2011-12	Auburn	13-17	--	
2019-20	Georgia Tech	20-11	7th	Canceled due to Covid
2020-21	Georgia Tech	17-9	3rd	NCAA Tourn.
2021-22	Georgia Tech	21-11	6th	NCAA Tourn.
2022-23	Georgia Tech	13-17	14th	
2023-24	Georgia Tech	17-15		

Bold = Head Coach

HEAD COACH (13 SEASONS) 250-180 (.585)

ASSISTANT COACH (8 SEASONS) 210-49 (.811)

19 OVERALL SEASONS 460-227 (.674)

Stephen F. Austin (3 seasons)	87-12 (.879)
Louisiana Tech (5 seasons)	123-37 (.769)
Purdue (1 season)	17-11 (.607)
Auburn (8 seasons)	145-106 (.578)
Georgia Tech (4 seasons)	88-63 (.597)

FORTNER PROFESSIONAL COACHING

PROFESSIONAL COACHING EXPERIENCE

SEASON	TEAM	RECORD
1997-2000	USA Basketball	101-14
2001	Indiana Fever	10-22
2002	Indiana Fever	16-16
2003	Indiana Fever	16-18

Overall with U.S. national team 101-14 (.878)

Overall with Indiana Fever 42-56 (.429)

USA WOMEN'S BASKETBALL TOURNAMENT MEDALS

Tournament	Record	Place
2000 Olympic Games	8-0	Gold
1999 Pan American Games	4-3	Bronze
1998 FIBA World Championship	9-0	Gold
1998 R. William Jones Cup	5-0	Gold

FORTNER HEAD COACHING EXPERIENCE

1996-97	Purdue (17-11, 12-4 Big Ten - Big Ten regular-season champion, NCAA Tournament)
1997-2000	U.S. National Team (101-14)
2001	Indiana Fever (10-22)
2002	Indiana Fever (16-16)
2003	Indiana Fever (16-18)
2004-05	Auburn (16-13, 6-8 SEC)
2005-06	Auburn (14-15, 4-10 SEC)
2006-07	Auburn (21-13, 6-8 SEC)
2007-08	Auburn (20-12, 7-7 SEC - NCAA Tournament)
2008-09	Auburn (30-4, 12-2 SEC - SEC regular-season champion, NCAA Tournament)
2009-10	Auburn (15-16, 5-11 SEC)
2010-11	Auburn (16-16, 8-8 SEC - WNIT)
2011-12	Auburn (13-17, 5-11 SEC - WNIT)
2019-20	Georgia Tech (20-11, 10-8 ACC)
2020-21	Georgia Tech (17-9, 12-6 ACC - NCAA Tournament)
2021-22	Georgia Tech (21-11, 11-7 ACC - NCAA Tournament)
2022-23	Georgia Tech (13-17, 4-14 ACC)
2023-24	Georgia Tech (17-15)

Overall at Purdue 17-11 (.607)

Overall with U.S. national team 101-14 (.878)

Overall with Indiana Fever 42-56 (.429)

Overall at Auburn 145-106 (.578)

Overall as a college head coach 250-180 (.585)

Overall as a head coach 393-250 (.615)



CAITLYN WILSON

#1

5th Yr. • 5'10" • Guard • Cordova, Tenn. • Cincinnati/Arlington HS • Major: Literature, Media and Communication

THE WILSON FILE

THIS SEASON:

- Made Georgia Tech debut in season-opener against Coastal Carolina
- Scored first points in White and Gold against Kennesaw State
- Matched season-high in scoring against USC Upstate

LAST FIVE GAMES:

Came off the bench to pull down a rebound and attempt two three-pointers against Coastal Carolina...Saw action against Furman, playing nearly two minutes...Hit a triple against Kennesaw State for first bucket as a Yellow Jacket...Came off the bench against Georgia State to contribute over two minutes and attempt a three-pointer...Played nearly five minutes against USC Upstate, converting 1-of-4 attempts from three-point distance and recording first steal and block as a Jacket.

KEY SEASON AVERAGES

Points **1.2** Rebounds **0.4** Assists **0.0**

CAREER & SEASON HIGHS

Points

Season: 3, 2x, last vs. USC Upstate (12/20/23)

Career: 23 vs. Temple (2/3/21)*

Field Goals

Season: 1, 2x, last vs. USC Upstate (12/20/23)

Career: 8 vs. Temple (2/3/21)*

Field Goals Attempted

Season: 4 vs. USC Upstate (12/20/23)

Career: 20 at Tulane (2/7/21)*

3- Point Field Goals

Season: 1, 2x, last vs. USC Upstate (12/20/23)

Career: 6, 4x*

3- Point Field Goals Attempted

Season: 4 vs. USC Upstate (12/20/23)

Career: 17 at Tulane (2/7/21)*

Free Throws

Season:

Career: 6 at South Florida (2/17/21)*

Free Throws Attempted

Season:

Career: 6, 3x, last vs. East Carolina (2/15/23)*

Rebounds

Season: 1, 2x, last vs. KSU (11/19/23)

Career: 7 vs. East Carolina (2/15/23)*

Assists

Season:

Career: 4 at Memphis (2/2/22)*

Steals

Season: 1 vs. USC Upstate (12/20/23)

Career: 4, 2x, last vs. Memphis (3/8/21)*

Blocks

Season: 1 vs. USC Upstate (12/20/23)

Career: 2, 2x, last at East Carolina (1/16/22)*

Turnovers

Season: 1 vs. USC Upstate (12/20/23)

Career: 4, 4x, last at East Carolina (1/16/22)*

Minutes

Season: 5 vs. Kennesaw State (11/19/23)

Career: 40 at Temple (2/11/23)*

*Set at Cincinnati

Miscellaneous

	Career	23-24
Double-Doubles:	-	-
Double Figure Points:	29	-
Double Figure Rebounds:	-	-
Led Team In Points/Rebs:	0/0	0/0
20+ Points:	4	-

2023-24 GAME-BY-GAME

#1 WILSON, Caitlyn

Opponent	Date	GS	MIN	Total		3-Pointers		Free throws		Rebounds				Other						
				FG-FGA	PCT	3FG-3FGA	PCT	FT-FTA	PCT	OFF	DEF	TOT	AVG	PF	A	TO	BLK	STL	PTS	AVG
Coastal Carolina	11/06/2023		03:15	0-2	.000	0-0	.000	0-0	.000	0	1	1	1.0	0	0	0	0	0	0	0.0
Furman	11/11/2023		01:42	0-0	.000	0-0	.000	0-0	.000	0	0	0	0.5	1	0	0	0	0	0	0.0
Kennesaw St.	11/19/2023		05:10	1-2	.500	1-2	.500	0-0	.000	0	1	1	0.7	0	0	0	0	0	3	1.0
Georgia St.	12/10/2023		02:29	0-1	.000	0-1	.000	0-0	.000	0	0	0	0.5	0	0	0	0	0	0	0.8
USC Upstate	12/20/2023		04:59	1-4	.250	1-4	.250	0-0	.000	0	0	0	0.4	0	0	1	1	1	3	1.2
Totals		0	17:35	2-9	.222	2-9	.222	0-0	.000	0	2	2	0.4	1	0	1	1	1	6	1.2

Player Averages

Games Played	Minutes/game	Points/game	FG Pct	3FG Pct	FT Pct	Rebounds/game	Assists/game	Turnovers/game	Assist/Turnover ratio	Steals/game	Blocks/game
5	3.5	1.2	22.2	22.2	0.0	0.4	0.0	0.2	0.0	0.2	0.2

WILSON CAREER STATISTICS

WILSON, Caitlyn

SEASON	TEAM	GP-GS	MIN/AVG	Field Goals		3-Point		F-Throws		Rebounds				Scoring						
				FG-FGA	FG%	3FG-3FGA	3FG%	FT-FTA	FT%	OFF	DEF	TOT	AVG	PF-FO	A	TO	BLK	STL	PTS	AVG
2020-21	UC	20-11	466/23.3	60-177	.339	51-158	.323	21-28	.750	3	23	26	1.3	40-0	16	35	3	20	192	9.6
2021-22	UC	28-21	677/24.2	72-238	.303	58-188	.309	18-21	.857	15	48	63	2.3	46-1	27	24	6	18	220	7.9
2022-23	UC	29-10	586/20.2	60-174	.345	54-150	.360	18-23	.783	13	33	46	1.6	44-0	25	34	3	17	192	6.6
2023-24	GaTech	5-0	18/3.5	2-9	.222	2-9	.222	0-0	.000	0	2	2	0.4	1-0	0	1	1	1	6	1.2
TOTAL FOR GaTech		5-0	18/3.5	2-9	.222	2-9	.222	0-0	.000	0	2	2	0.4	1-0	0	1	1	1	6	1.2
TOTAL		82-42	1746/21.3	194-598	.324	165-505	.327	57-72	.792	31	106	137	1.7	131-1	68	94	13	56	610	7.4



ANISA CLARK

#4

Senior • 5'7" • Guard • McDonough, Ga. • Union Grove • Major: Psychology

THE CLARK FILE

THIS SEASON:

- Took the floor in the season-opener against Coastal Carolina
- Came off the bench against USC Upstate

LAST FIVE GAMES:

Saw game action against Coastal Carolina, logging 1:24 of playing time...Played nearly two minutes against USC Upstate and attempted a three-pointer.

KEY SEASON AVERAGES

Points Rebounds Assists
0.0 **0.0** **0.0**

CAREER & SEASON HIGHS

Points

Season:
 Career: 3 at Wake Forest (1/21/21)

Field Goals

Season:
 Career: 1 at Wake Forest (1/21/21)

Field Goals Attempted

Season: 1 vs. USC Upstate (12/20/23)
 Career: 2 vs. Boston U. (12/21/21)

3- Point Field Goals

Season:
 Career: 2 vs. Boston U. (12/21/21)

3- Point Field Goals Attempted

Season: 1 vs. USC Upstate (12/20/23)
 Career: 2 vs. Boston U. (12/21/21)

Free Throws

Season:
 Career:

Free Throws Attempted

Season:
 Career:

Rebounds

Season:
 Career:

Assists

Season:
 Career:

Steals

Season:
 Career:

Blocks

Season:
 Career:

Turnovers

Season:
 Career:

Minutes

Season: 1, 2x, last vs. USC Upstate (12/20/23)
 Career: 1, 3x, last vs. USC Upstate (12/20/23)

Miscellaneous

	Career	23-24
Double-Doubles:	-	-
Double Figure Points:	-	-
Double Figure Rebounds:	-	-
Led Team In Points/Rebs:	-	-
20+ Points:	-	-

2023-24 GAME-BY-GAME

#4 CLARK, Anisa

Opponent	Date	GS	MIN	Total		3-Pointers		Free throws		Rebounds				PF	A	TO	BLK	STL	PTS	AVG
				FG-FGA	PCT	3FG-3FGA	PCT	FT-FTA	PCT	OFF	DEF	TOT	AVG							
Coastal Carolina	11/06/2023		01:24	0-0	.000	0-0	.000	0-0	.000	0	0	0	0.0	0	0	0	0	0	0	0.0
USC Upstate	12/20/2023		01:47	0-1	.000	0-1	.000	0-0	.000	0	0	0	0.0	0	0	0	0	0	0.0	
Totals		0	03:11	0-1	.000	0-1	.000	0-0	.000	0	0	0	0.0	0	0	0	0	0	0.0	

Player Averages

Games Played	Minutes/game	Points/game	FG Pct	3FG Pct	FT Pct	Rebounds/game	Assists/game	Turnovers/game	Assist/Turnover ratio	Steals/game	Blocks/game
2	1.6	0.0	0.0	0.0	0.0	0.0	0.0	0.0	0.0	0.0	0.0

CLARK CAREER STATISTICS

CLARK, Anisa

SEASON	TEAM	GP-GS	MIN/AVG	Field Goals		3-Point		F-Throws		Rebounds				Scoring						
				FG-FGA	FG%	3FG-3FGA	3FG%	FT-FTA	FT%	OFF	DEF	TOT	AVG	PF-FO	A	TO	BLK	STL	PTS	AVG
2020-21	GaTech	3-0	4/1.2	1-1	1.000	1-1	1.000	0-0	.000	0	0	0	0.0	1-0	0	0	0	0	3	1.0
2021-22	GaTech	3-0	4/1.4	0-3	.000	0-3	.000	0-0	.000	0	0	0	0.0	0-0	0	0	0	0	0	0.0
2022-23	GaTech	2-0	2/1.1	0-2	.000	0-1	.000	0-0	.000	0	0	0	0.0	0-0	0	0	0	0	0	0.0
2023-24	GaTech	2-0	3/1.6	0-1	.000	0-1	.000	0-0	.000	0	0	0	0.0	0-0	0	0	0	0	0	0.0
TOTAL		10-0	13/1.3	1-7	.143	1-6	.167	0-0	.000	0	0	0	0.0	1-0	0	0	0	0	3	0.3



TONIE MORGAN

#5

Sophomore • 5'9" • Guard • Tallahassee, Fla. • Florida State University Schools • Major: Business Administration

THE MORGAN FILE

THIS SEASON:

- All-ACC Second Team; ACC All-Tournament Second Team
- Owns 28 games scoring in double-figures
- Dished out season-best 11 assists at NC State to finish with a double-double with 23 points
- Scored career-high 26 at No. 19 Virginia Tech
- Led Tech in rebounding in 16 games
- Led Tech in assists in 25 outings, averaging team-high 5.2 per game

LAST FIVE GAMES:

Pitched in 15 points, eight rebounds and five assists against Wake Forest. ..Logged seventh double-double at Miami with 16 points and team-high 10 rebounds, while dishing out six assists...Carried Tech in the first round of the ACC Tournament with her eighth double-double behind 24 points and 11 rebounds, while adding four assists against Pitt...Flirted with a triple-double against Duke in the ACC Tournament second round with 19 points, eight rebounds and seven assists...Named ACC All-Tournament second team.

KEY SEASON AVERAGES

Points **15.6** Rebounds **6.9** Assists **5.2**

CAREER & SEASON HIGHS

Points

Season: 26 at Virginia Tech (1/25/24)
Career: 26 at Virginia Tech (1/25/24)

Field Goals

Season: 9, 5x, last at NC State (2/18/24)
Career: 9, 6x, last at NC State (2/18/24)

Field Goals Attempted

Season: 18, 3x, last at NC State (2/18/24)
Career: 18, 3x, last at NC State (2/18/24)

3- Point Field Goals

Season: 2 vs. Miami (2/11/24)
Career: 2, 2x, last vs. Miami (2/11/24)

3- Point Field Goals Attempted

Season: 6 vs. Notre Dame (2/1/24)
Career: 6 vs. Notre Dame (2/1/24)

Free Throws

Season: 10, 3x, last vs. Duke (3/7/24)
Career: 10, 3x, last vs. Duke (3/7/24)

Free Throws Attempted

Season: 15 vs. Virginia (1/4/24)
Career: 15 vs. Virginia (1/4/24)

Rebounds

Season: 12, 4x, last at Pitt (1/7/24)
Career: 15 vs. Syracuse (1/19/23)

Assists

Season: 11 at NC State (2/18/24)
Career: 12 vs. Clemson (1/30/23)

Steals

Season: 5 vs. Mercer (12/5/23)
Career: 5 vs. Mercer (12/5/23)

Blocks

Season: 2 vs. Creighton (11/23/23)
Career: 2 vs. Creighton (11/23/23)

Turnovers

Season: 7, 3x, last vs. Boston College (1/21/24)
Career: 7, 4x, last vs. Boston College (1/21/24)

Minutes

Season: 44 at NC State (2/18/24)
Career: 44 at NC State (2/18/24)

Miscellaneous

	Career	23-24
Double-Doubles:	12	8
Double Figure Points:	44	28
Double Figure Rebounds:	9	6
Led Team In Points/Rebs:	11/28	7/16
20+ Points:	7	7

2023-24 GAME-BY-GAME

#5 MORGAN, Tonie

Opponent	Date	GS	MIN	Total		3-Pointers		Free throws		Rebounds				PF	A	TO	BLK	STL	PTS	AVG	
				FG-FGA	PCT	3FG-3FGA	PCT	FT-FTA	PCT	OFF	DEF	TOT	AVG								
Coastal Carolina	11/06/2023	*	27:15	8-16	.500	1-4	.250	3-5	.600	1	6	7	7.0	4	7	5	0	3	20	20.0	
Furman	11/11/2023	*	23:59	9-16	.563	0-2	.000	1-1	1.000	1	8	9	8.0	0	7	1	1	1	19	19.5	
at Rice	11/16/2023	*	26:14	5-12	.417	1-1	1.000	2-4	.500	1	3	4	6.7	3	5	5	0	0	13	17.3	
Kennesaw St.	11/19/2023	*	26:56	5-7	.714	1-1	1.000	4-8	.500	0	2	2	5.5	4	6	1	0	1	15	16.8	
vs Creighton	11/23/2023	*	33:36	4-17	.235	1-5	.200	3-4	.750	2	7	9	6.2	1	3	7	2	1	12	15.8	
vs New Mexico	11/24/2023	*	35:05	5-11	.455	0-2	.000	3-3	1.000	4	8	12	7.2	4	3	3	0	1	13	15.3	
Florida	11/29/2023	*	32:36	9-18	.500	0-0	.000	0-3	.000	2	5	7	7.1	1	4	5	0	0	18	15.7	
at Nebraska	12/02/2023	*	33:06	9-14	.643	1-2	.500	1-2	.500	1	4	5	6.9	2	6	5	0	1	20	16.3	
Mercer	12/05/2023	*	32:34	4-8	.500	0-1	.000	1-4	.250	0	4	4	6.6	2	6	3	0	5	9	15.4	
Georgia St.	12/10/2023	*	23:30	3-6	.500	1-1	1.000	3-5	.600	2	7	9	6.8	0	7	3	0	2	10	14.9	
at Georgia	12/16/2023	*	36:24	4-13	.308	0-2	.000	3-3	1.000	2	10	12	7.3	2	8	7	0	1	11	14.5	
USC Upstate	12/20/2023	*	22:53	6-9	.667	0-1	.000	1-4	.250	2	6	8	7.3	2	4	4	0	3	13	14.4	
at Florida St.	12/29/2023	*	24:53	4-8	.500	1-1	1.000	4-8	.500	0	6	6	7.2	3	2	2	0	1	13	14.3	
Virginia	01/04/2024	*	32:42	4-14	.286	0-0	.000	10-15	.667	5	7	12	7.6	1	1	3	1	1	18	14.6	
at Pittsburgh	01/07/2024	*	34:57	5-11	.455	1-1	1.000	4-4	1.000	2	10	12	7.9	1	8	6	0	3	15	14.6	
Clemson	01/11/2024	*	28:51	5-12	.417	1-1	1.000	5-5	1.000	0	6	6	7.8	2	7	2	0	0	16	14.7	
at Duke	01/14/2024	*	16:40	2-4	.500	0-0	.000	2-3	.667	0	2	2	7.4	3	1	4	0	0	6	14.2	
North Carolina	01/18/2024	*	34:28	7-14	.500	0-3	.000	1-2	.500	0	6	6	7.3	4	9	5	1	2	15	14.2	
Boston College	01/21/2024	*	37:45	7-12	.583	0-1	.000	1-4	.250	1	6	7	7.3	0	10	7	0	3	15	14.3	
at Virginia Tech	01/25/2024	*	30:18	9-18	.500	0-1	.000	8-9	.889	1	3	4	7.2	3	2	3	1	3	26	14.9	
Florida St.	01/28/2024	*	36:03	5-13	.385	0-3	.000	6-8	.750	2	5	7	7.1	3	6	3	1	3	16	14.9	
Notre Dame	02/01/2024	*	31:58	4-13	.308	1-6	.167	0-0	.000	0	5	5	7.0	2	4	5	1	1	9	14.6	
at Wake Forest	02/04/2024	*	38:37	8-17	.471	0-2	.000	6-10	.600	3	3	6	7.0	2	3	4	0	0	22	15.0	
at Syracuse	02/08/2024	*	34:09	6-13	.462	0-0	.000	0-2	.000	1	4	5	6.9	2	2	3	0	3	12	14.8	
Miami (FL)	02/11/2024	*	38:32	8-14	.571	2-5	.400	6-7	.857	1	7	8	7.0	4	5	5	0	2	24	15.2	
at Clemson	02/15/2024	*	18:38	3-7	.429	0-0	.000	1-1	1.000	1	1	2	6.8	5	1	1	0	1	7	14.9	
at NC State	02/18/2024	*	44:10	9-18	.500	1-2	.500	4-7	.571	1	5	6	6.7	2	11	2	0	4	23	15.2	
Louisville	02/22/2024	*	38:43	6-13	.462	0-1	.000	4-5	.800	0	1	1	6.5	2	5	4	0	4	16	15.2	
Wake Forest	02/25/2024	*	31:49	5-12	.417	0-4	.000	5-6	.833	5	3	8	6.6	1	5	5	0	0	15	15.2	
at Miami (FL)	03/03/2024	*	42:14	3-10	.300	1-1	1.000	9-11	.818	2	8	10	6.7	1	6	1	1	1	16	15.2	
vs Pittsburgh	03/06/2024	*	35:22	7-13	.538	0-2	.000	10-13	.769	3	8	11	6.8	1	5	5	0	1	24	15.5	
vs Duke	03/07/2024	*	37:17	4-13	.308	1-1	1.000	10-14	.714	4	4	8	6.9	2	7	5	0	2	19	15.6	
Totals			32	1022:15	182-396	.460	15-57	.263	121-180	.672	50	170	220	6.9	69	166	124	9	54	500	15.6

Player Averages

Games Played	Minutes/game	Points/game	FG Pct	3FG Pct	FT Pct	Rebounds/game	Assists/game	Turnovers/game	Assist/Turnover ratio	Steals/game	Blocks/game
32	31.9	15.6	46.0	26.3	67.2	6.9	5.2	3.9	1.3	1.7	0.3

MORGAN CAREER STATISTICS

MORGAN, Tonie

SEASON	TEAM	GP-GS	MIN/AVG	Field Goals		3-Point		F-Throws		Rebounds				Scoring						
				FG-FGA	FG%	3FG-3FGA	3FG%	FT-FTA	FT%	OFF	DEF	TOT	AVG	PF-FO	A	TO	BLK	STL	PTS	AVG
2022-23	GaTech	30-29	851/28.4	103-252	.409	8-42	.190	79-115	.687	40	129	169	5.6	65-0	114	99	4	27	293	9.8
2023-24	GaTech	32-32	1022/31.9	182-396	.460	15-57	.263	121-180	.672	50	170	220	6.9	69-1	166	124	9	54	500	15.6
TOTAL		62-61	1873/30.2	285-648	.440	23-99	.232	200-295	.678	90	299	389	6.3	134-1	280	223	13	81	793	12.8



AIXA WONE ARANAZ

#11

5th Yr. • 6'3" • Forward • Pamplona, Spain • Ohio State/IES Joaquim Blume • Major: Psychology

THE WONE ARANAZ FILE

THIS SEASON:

- Earned the start in the season-opener against Coastal Carolina, playing 19 minutes
- Played 14 minutes in start against Furman, scoring first points of the season
- Hit first three-pointer at Georgia Tech in Cancun Challenge
- Went to the free throw line for the first time this season at Wake Forest, converting 1-of-2

LAST FIVE GAMES:

Added season-high eight points against USC Upstate...Pulled down an offensive board and converted in win against Clemson...Went to the free throw line for the first time this season at Wake Forest, converting 1-of-2 in the win...Drew a foul for an and one play at No. 23 Syracuse...Hit a layup and pulled down four rebounds against No. 20 Louisville...Hit a three-pointer against Pitt in the opening game of the ACC Tournament...Connected on a field goal against Duke in the ACC Tournament second round.

KEY SEASON AVERAGES

Points **1.7** Rebounds **1.8** Assists **1.0**

CAREER & SEASON HIGHS

Points

Season: 8 vs. USC Upstate (12/20/23)
 Career: 12 vs. Ohio (11/17/19)*

Field Goals

Season: 4 vs. USC Upstate (12/20/23)
 Career: 5, 2x, last at Wake Forest (1/8/23)

Field Goals Attempted

Season: 7 vs. USC Upstate (12/20/23)
 Career: 10 vs. USF (1/25/22)

3- Point Field Goals

Season: 1, 2x, last vs. Pitt (3/6/24)
 Career: 1, 4x, last vs. Pitt (3/6/24)

3- Point Field Goals Attempted

Season: 1, 4x, last vs. Pitt (3/6/24)
 Career: 2, 4x, last vs. Georgia (11/29/20)

Free Throws

Season: 1 at Wake Forest (2/4/24)
 Career: 3 vs. Georgia (11/29/20)

Free Throws Attempted

Season: 2 at Wake Forest (2/4/24)
 Career: 4, 2x, last vs. Georgia (11/29/20)

Rebounds

Season: 5 vs. Creighton (11/23/23)
 Career: 9 at Notre Dame (2/23/23)

Assists

Season: 3, 3x, last at Syracuse (2/8/24)
 Career: 3, 7x, last at Syracuse (2/8/24)

Steals

Season: 2, 2x, last at Wake Forest (2/4/24)
 Career: 2, 5x, last at Wake Forest (2/4/24)

Blocks

Season:
 Career: 2 vs. Florida State (1/1/23)

Turnovers

Season: 2, 2x, last vs. Mercer (12/5/23)
 Career: 4 at Sacramento St. (12/17/19)*

Minutes

Season: 27 vs. New Mexico (11/24/23)
 Career: 34 vs. USF (1/25/22)

Miscellaneous

Career 23-24
 Double-Doubles: -
 Double Figure Points: 2
 Double Figure Rebounds: -
 Led Team In Points/Rebs: 0/1
 20+ Points: -

*Career high at Ohio State

2023-24 GAME-BY-GAME

#11 WONE ARANAZ, Aixa

Opponent	Date	GS	MIN	Total		3-Pointers		Free throws		Rebounds				PF A TO BLK STL PTS AVG							
				FG-FGA	PCT	3FG-3FGA	PCT	FT-FTA	PCT	OFF	DEF	TOT	AVG	PF	A	TO	BLK	STL	PTS	AVG	
Coastal Carolina	11/06/2023	*	19:44	0-2	.000	0-1	.000	0-0	.000	0	3	3	3.0	3	3	0	0	0	0	0.0	
Furman	11/11/2023	*	14:13	2-2	1.000	0-0	.000	0-0	.000	0	3	3	3.0	2	1	0	0	0	4	2.0	
at Rice	11/16/2023	*	12:34	0-4	.000	0-0	.000	0-0	.000	1	1	2	2.7	2	1	1	0	1	0	1.3	
Kennesaw St.	11/19/2023	*	19:56	1-2	.500	0-0	.000	0-0	.000	2	2	4	3.0	2	2	0	0	0	2	1.5	
vs Creighton	11/23/2023	*	23:40	0-2	.000	0-0	.000	0-0	.000	2	3	5	3.4	1	2	1	0	2	0	1.2	
vs New Mexico	11/24/2023	*	27:36	2-3	.667	1-1	1.000	0-0	.000	1	3	4	3.5	3	2	2	0	0	5	1.8	
Florida	11/29/2023	*	20:34	1-3	.333	0-0	.000	0-0	.000	1	0	1	3.1	3	2	1	0	0	2	1.9	
at Nebraska	12/02/2023	*	19:27	2-2	1.000	0-0	.000	0-0	.000	1	0	1	2.9	4	3	1	0	1	4	2.1	
Mercer	12/05/2023	*	23:54	3-4	.750	0-0	.000	0-0	.000	1	1	2	2.8	1	0	2	0	0	6	2.6	
at Georgia	12/16/2023	*	16:21	1-4	.250	0-0	.000	0-0	.000	1	1	2	2.7	3	1	0	0	0	2	2.5	
USC Upstate	12/20/2023	*	14:47	4-7	.571	0-0	.000	0-0	.000	3	0	3	2.7	0	1	0	0	1	8	3.0	
at Florida St.	12/29/2023	*	15:56	0-3	.000	0-1	.000	0-0	.000	2	1	3	2.8	3	1	1	0	0	0	2.8	
Virginia	01/04/2024	*	08:30	0-0	.000	0-0	.000	0-0	.000	0	1	1	2.6	1	0	0	0	0	0	2.5	
at Pittsburgh	01/07/2024	*	17:06	0-2	.000	0-0	.000	0-0	.000	0	1	1	2.5	0	0	0	0	0	0	2.4	
Clemson	01/11/2024	*	20:46	1-2	.500	0-0	.000	0-0	.000	1	0	1	2.4	1	0	0	0	0	2	2.3	
at Duke	01/14/2024	*	05:52	0-0	.000	0-0	.000	0-0	.000	0	0	0	2.3	1	0	0	0	0	0	2.2	
North Carolina	01/18/2024	*	14:53	1-3	.333	0-0	.000	0-0	.000	0	1	1	2.2	3	0	1	0	0	2	2.2	
Boston College	01/21/2024	*	18:54	1-2	.500	0-0	.000	0-0	.000	0	2	2	2.2	2	2	0	0	0	2	2.2	
at Virginia Tech	01/25/2024	*	06:53	0-0	.000	0-0	.000	0-0	.000	0	0	0	2.1	2	0	0	0	0	0	2.1	
Florida St.	01/28/2024	*	19:48	0-3	.000	0-0	.000	0-0	.000	0	1	1	2.0	0	1	1	0	0	0	2.0	
Notre Dame	02/01/2024	*	01:33	0-0	.000	0-0	.000	0-0	.000	1	0	1	2.0	1	0	0	0	0	0	1.9	
at Wake Forest	02/04/2024	*	21:54	1-3	.333	0-0	.000	1-2	.500	1	2	3	2.0	2	2	1	0	2	3	1.9	
at Syracuse	02/08/2024	*	20:20	1-6	.167	0-0	.000	0-1	.000	1	2	3	2.0	3	3	0	0	0	2	1.9	
Miami (FL)	02/11/2024	*	17:48	0-1	.000	0-0	.000	0-0	.000	1	0	1	2.0	1	0	1	0	0	0	1.8	
at Clemson	02/15/2024	*	07:17	0-0	.000	0-0	.000	0-0	.000	0	0	0	1.9	3	1	0	0	0	0	1.8	
at NC State	02/18/2024	*	12:15	0-0	.000	0-0	.000	0-0	.000	0	1	1	1.9	2	0	0	0	1	0	1.7	
Louisville	02/22/2024	*	22:07	1-2	.500	0-0	.000	0-0	.000	2	2	4	2.0	0	2	1	0	1	2	1.7	
Wake Forest	02/25/2024	*	07:06	0-0	.000	0-0	.000	0-0	.000	0	0	0	1.9	2	2	0	0	0	0	1.6	
vs Pittsburgh	03/06/2024	*	05:29	1-2	.500	1-1	1.000	0-0	.000	0	0	0	1.8	0	0	0	0	0	3	1.7	
vs Duke	03/07/2024	*	09:04	1-2	.500	0-0	.000	0-1	.000	0	0	0	1.8	0	0	0	0	1	2	1.7	
Totals			14	466:17	24-66	.364	2-4	.500	1-4	.250	22	31	53	1.8	51	30	14	0	10	51	1.7

Player Averages

Games Played	Minutes/game	Points/game	FG Pct	3FG Pct	FT Pct	Rebounds/game	Assists/game	Turnovers/game	Assist/Turnover ratio	Steals/game	Blocks/game
30	15.5	1.7	36.4	50.0	25.0	1.8	1.0	0.5	2.1	0.3	0.0

WONE ARANAZ CAREER STATISTICS

WONE ARANAZ, Aixa

SEASON	TEAM	GP-GS	MIN/AVG	Field Goals		3-Point		F-Throws		Rebounds				Scoring						
				FG-FGA	FG%	3FG-3FGA	3FG%	FT-FTA	FT%	OFF	DEF	TOT	AVG	PF-FO	A	TO	BLK	STL	PTS	AVG
2019-20	OSU	28-5	255/9.1	17-50	.340	2-16	.125	7-11	.636	15	22	37	1.3	33-1	17	26	1	8	43	1.5
2020-21	GaTech	8-4	150/18.7	8-27	.296	0-2	.000	4-5	.800	9	12	21	2.6	12-0	13	4	1	2	20	2.5
2021-22	GaTech	28-0	190/6.8	9-22	.409	0-1	.000	5-8	.625	13	10	23	0.8	26-0	9	17	3	2	23	0.8
2022-23	GaTech	28-22	545/19.5	38-102	.373	0-2	.000	1-3	.333	33	41	74	2.6	59-0	22	29	6	11	77	2.8
2023-24	GaTech	30-14	466/15.5	24-66	.364	2-4	.500	1-4	.250	22	31	53	1.8	51-0	30	14	0	10	51	1.7
TOTAL FOR GaTech		94-40	1351/14.4	79-217	.364	2-9	.222	11-20	.550	77	94	171	1.8	148-0	74	64	10	25	171	1.8
TOTAL		122-45	1606/13.2	96-267	.360	4-25	.160	18-31	.581	92	116	208	1.7	181-1	91	90	11	33	214	1.8



JADA BEDIAKO

#12

Freshman • 6'3" • Forward/Center • Brampton, Ontario • Southwest Academy • Major: Business Administration

THE BEDIAKO FILE

THIS SEASON:

- Made collegiate debut against Coastal Carolina, coming off the bench to play nearly five minutes
- Played 10 minutes against Furman, scoring first collegiate points
- In nearly 10 minutes against Florida, secured season-high three rebounds
- Scored season-high four points against USC Upstate on two field goals

LAST FIVE GAMES:

Picked up a block and rebound in win against Kennesaw State...Pulled down three rebounds against Florida in ACC/SEC Challenge...Hit first collegiate free throws in win against Georgia State...Converted 2-of-3 field goal attempts against USC Upstate to score season-high four points.

KEY SEASON AVERAGES

Points **1.0** Rebounds **1.4** Assists **0.1**

CAREER & SEASON HIGHS

Points

Season: 4 vs. USC Upstate (12/20/23)

Career: 4 vs. USC Upstate (12/20/23)

Field Goals

Season: 2 vs. USC Upstate (12/20/23)

Career: 2 vs. USC Upstate (12/20/23)

Field Goals Attempted

Season: 3 vs. USC Upstate (12/20/23)

Career: 3 vs. USC Upstate (12/20/23)

3- Point Field Goals

Season:

Career:

3- Point Field Goals Attempted

Season:

Career:

Free Throws

Season: 2 vs. Georgia State (12/10/23)

Career: 2 vs. Georgia State (12/10/23)

Free Throws Attempted

Season: 2, 2x, last vs. USC Upstate (12/20/23)

Career: 2, 2x, last vs. USC Upstate (12/20/23)

Rebounds

Season: 3, 2x, last vs. USC Upstate (12/20/23)

Career: 3, 2x, last vs. USC Upstate (12/20/23)

Assists

Season: 1 vs. Coastal Carolina (11/6/23)

Career: 1 vs. Coastal Carolina (11/6/23)

Steals

Season: 1 vs. Florida (11/29/23)

Career: 1 vs. Florida (11/29/23)

Blocks

Season: 1, 2x, last vs. Kennesaw State (11/19/23)

Career: 1, 2x, last vs. Kennesaw State (11/19/23)

Turnovers

Season: 1, 3x, last vs. Florida (11/29/23)

Career: 1, 3x, last vs. Florida (11/29/23)

Minutes

Season: 10 vs. Furman (11/11/23)

Career: 10 vs. Furman (11/11/23)

Miscellaneous

	Career	23-24
Double-Doubles:	-	-
Double Figure Points:	-	-
Double Figure Rebounds:	-	-
Led Team In Points/Rebs:	-	-
20+ Points:	-	-

2023-24 GAME-BY-GAME

#12 BEDIAKO, Jada

Opponent	Date	GS	MIN	Total		3-Pointers		Free throws		Rebounds				PF	A	TO	BLK	STL	PTS	AVG	
				FG-FGA	PCT	3FG-3FGA	PCT	FT-FTA	PCT	OFF	DEF	TOT	AVG								
Coastal Carolina	11/06/2023		04:37	0-0	.000	0-0	.000	0-0	.000	0	0	0	0.0	1	1	1	0	0	0	0.0	
Furman	11/11/2023		10:15	1-1	1.000	0-0	.000	0-0	.000	0	2	2	1.0	2	0	0	1	0	2	1.0	
Kennesaw St.	11/19/2023		06:23	0-0	.000	0-0	.000	0-0	.000	0	1	1	1.0	1	0	1	1	0	0	0.7	
Florida	11/29/2023		09:54	0-0	.000	0-0	.000	0-0	.000	0	3	3	1.5	2	0	1	0	1	0	0.5	
Mercer	12/05/2023		03:41	0-1	.000	0-0	.000	0-0	.000	0	0	0	1.2	1	0	0	0	0	0	0.4	
Georgia St.	12/10/2023		02:29	0-0	.000	0-0	.000	2-2	1.000	2	0	2	1.3	0	0	0	0	0	2	0.7	
USC Upstate	12/20/2023		07:34	2-3	.667	0-0	.000	0-2	.000	1	2	3	1.6	1	0	0	0	0	4	1.1	
at Duke	01/14/2024		03:57	0-0	.000	0-0	.000	0-0	.000	0	0	0	1.4	0	0	0	0	0	0	1.0	
Totals			0	48:51	3-5	.600	0-0	.000	2-4	.500	3	8	11	1.4	8	1	3	2	1	8	1.0

Player Averages

Games Played	Minutes/game	Points/game	FG Pct	3FG Pct	FT Pct	Rebounds/game	Assists/game	Turnovers/game	Assist/Turnover ratio	Steals/game	Blocks/game
8	6.1	1.0	60.0	0.0	50.0	1.4	0.1	0.4	0.3	0.1	0.3

BEDIAKO CAREER STATISTICS

BEDIAKO, Jada

SEASON	TEAM	GP-GS	MIN/AVG	Field Goals		3-Point		F-Throws		Rebounds				Scoring						
				FG-FGA	FG%	3FG-3FGA	3FG%	FT-FTA	FT%	OFF	DEF	TOT	AVG	PF-FO	A	TO	BLK	STL	PTS	AVG
2023-24	GaTech	8-0	49/6.1	3-5	.600	0-0	.000	2-4	.500	3	8	11	1.4	8-0	1	3	2	1	8	1.0
TOTAL		8-0	49/6.1	3-5	.600	0-0	.000	2-4	.500	3	8	11	1.4	8-0	1	3	2	1	8	1.0



KAYLA BLACKSHEAR

#13

Junior • 6'1" • Forward • Orlando, Fla. • Alabama/Lake Highland Prep • Major: Business Administration

THE BLACKSHEAR FILE

THIS SEASON:

- Owns 18 games scoring in double-figures
- Boasts three games with 20-plus points
- Scored career-high 24 points against Coastal Carolina
- Led team offensively eight times this season
- Led Jackets in rebounding nine times
- Logged first double-double of the season against Georgia State
- Recorded second double-double of the season in win against Clemson

LAST FIVE GAMES:

Finished with eight points and seven rebounds in win at Clemson...Contributed 16 points at No. 6 NC State on seven field goals, while dishing out two assists...Chipped in eight points, four rebounds and two assists against No. 20 Louisville...Scored a team-high 18 rebounds at Miami on seven field goals and going 4-for-4 at the free throw line...Added 12 points against Pitt in the first round of the ACC Tournament and pulled down five rebounds...Tallied nine points against Duke in the ACC Tournament second round.

KEY SEASON AVERAGES

Points **11.9** Rebounds **6.4** Assists **1.5**

CAREER & SEASON HIGHS

Points

Season: 24 vs. Coastal Carolina (11/6/23)

Career: 24 vs. Coastal Carolina (11/6/23)

Field Goals

Season: 10 at Florida State (12/29/23)

Career: 10 at Florida State (12/29/23)

Field Goals Attempted

Season: 18 at Florida State (12/29/23)

Career: 18 at Florida State (12/29/23)

3- Point Field Goals

Season: 1, 2x, last at Duke (1/14/24)

Career: 1, 2x, last at Duke (1/14/24)

3- Point Field Goals Attempted

Season: 2, 2x, last at NC State (2/18/24)

Career: 2, 2x, last at NC State (2/18/24)

Free Throws

Season: 6, 3x, last vs. New Mexico (11/24/23)

Career: 6, 4x, last vs. New Mexico (11/24/23)

Free Throws Attempted

Season: 7, 3x, last at Rice (11/16/23)

Career: 8 at Wake Forest (1/8/23)

Rebounds

Season: 11, 2x, last vs. Notre Dame (2/1/24)

Career: 13 at Wake Forest (1/8/23)

Assists

Season: 4, 2x, last vs. Duke (3/7/24)

Career: 4, 4x, last vs. Duke (3/7/24)

Steals

Season: 3 at Rice (11/16/23)

Career: 5 vs. Clemson (1/30/23)

Blocks

Season: 1, 13x, last vs. Miami (2/11/24)

Career: 1, 22x, last vs. Miami (2/11/24)

Turnovers

Season: 4, 2x, last at Syracuse (2/8/24)

Career: 4, 2x, last at Syracuse (2/8/24)

Minutes

Season: 41 at NC State (2/18/24)

Career: 43 vs. Pitt (2/12/23)

Miscellaneous

	Career	23-24
Double-Doubles:	4	2
Double Figure Points:	26	17
Double Figure Rebounds:	9	4
Led Team In Points/Rebs:	11/20	8/9
20+ Points:	3	3

2023-24 GAME-BY-GAME

#13 BLACKSHEAR, Kayla

Opponent	Date	GS	MIN	Total		3-Pointers		Free throws		Rebounds			PF	A	TO	BLK	STL	PTS	AVG		
				FG-FGA	PCT	3FG-3FGA	PCT	FT-FTA	PCT	OFF	DEF	TOT								AVG	
Coastal Carolina	11/06/2023	*	34:32	9-12	.750	0-1	.000	6-7	.857	1	5	6	6.0	3	2	1	1	2	24	24.0	
Furman	11/11/2023	*	26:49	4-9	.444	0-0	.000	6-7	.857	3	3	6	6.0	1	2	0	0	1	14	19.0	
at Rice	11/16/2023	*	39:07	9-17	.529	0-1	.000	3-7	.429	5	4	9	7.0	2	1	2	0	3	21	19.7	
Kennesaw St.	11/19/2023	*	26:57	6-9	.667	0-0	.000	4-4	1.000	4	3	7	7.0	1	1	3	1	2	16	18.8	
vs Creighton	11/23/2023	*	31:14	5-7	.714	0-0	.000	4-5	.800	3	4	7	7.0	5	2	0	0	2	14	17.8	
vs New Mexico	11/24/2023	*	33:00	4-9	.444	0-0	.000	6-6	1.000	2	4	6	6.8	2	3	3	0	0	14	17.2	
Florida	11/29/2023	*	40:00	3-10	.300	0-0	.000	2-4	.500	6	4	10	7.3	2	0	4	0	1	8	15.9	
at Nebraska	12/02/2023	*	32:52	3-9	.333	0-0	.000	0-2	.000	1	6	7	7.3	2	1	2	0	0	6	14.6	
Mercer	12/05/2023	*	26:34	7-12	.583	0-0	.000	0-0	.000	2	2	4	6.9	1	1	1	0	1	14	14.6	
Georgia St.	12/10/2023	*	31:52	3-13	.231	0-1	.000	4-4	1.000	7	4	11	7.3	0	3	3	1	1	10	14.1	
at Georgia	12/16/2023	*	31:04	4-12	.333	0-0	.000	3-4	.750	3	3	6	7.2	3	0	1	0	1	11	13.8	
USC Upstate	12/20/2023	*	18:27	3-4	.750	0-0	.000	0-3	.000	1	3	4	6.9	2	2	1	1	2	6	13.2	
at Florida St.	12/29/2023	*	40:00	10-18	.556	0-0	.000	2-4	.500	2	4	6	6.8	2	4	0	1	0	22	13.8	
Virginia	01/04/2024	*	34:22	2-9	.222	1-1	1.000	1-4	.250	4	2	6	6.8	4	2	1	0	1	6	13.3	
at Pittsburgh	01/07/2024	*	25:32	2-9	.222	0-0	.000	0-0	.000	5	2	7	6.8	4	1	2	1	1	4	12.7	
Clemson	01/11/2024	*	35:46	6-10	.600	0-0	.000	0-1	.000	3	7	10	7.0	3	1	1	1	2	12	12.6	
at Duke	01/14/2024	*	36:03	4-8	.500	1-2	.500	0-0	.000	0	3	3	6.8	2	3	1	1	1	9	12.4	
North Carolina	01/18/2024	*	27:17	3-5	.600	0-0	.000	2-4	.500	0	3	3	6.6	3	0	3	1	1	8	12.2	
Boston College	01/21/2024	*	35:24	8-10	.800	0-0	.000	0-0	.000	2	4	6	6.5	1	1	2	1	0	16	12.4	
at Virginia Tech	01/25/2024	*	15:37	2-3	.667	0-0	.000	0-0	.000	1	1	2	6.3	1	0	2	0	0	4	12.0	
Notre Dame	02/01/2024	*	32:00	3-9	.333	0-0	.000	1-2	.500	8	3	11	6.5	1	2	3	0	2	7	11.7	
at Wake Forest	02/04/2024	*	37:05	9-15	.600	0-0	.000	0-0	.000	2	7	9	6.6	0	2	2	1	0	18	12.0	
at Syracuse	02/08/2024	*	36:09	6-10	.600	0-0	.000	3-4	.750	1	5	6	6.6	2	2	4	1	0	15	12.1	
Miami (FL)	02/11/2024	*	35:47	5-6	.833	0-0	.000	3-4	.750	5	4	9	6.7	2	0	2	1	0	13	12.2	
at Clemson	02/15/2024	*	34:09	4-14	.286	0-0	.000	0-0	.000	1	6	7	6.7	1	0	1	0	0	8	12.0	
at NC State	02/18/2024	*	41:47	7-15	.467	0-2	.000	2-2	1.000	3	0	3	6.6	2	2	1	0	0	16	12.2	
Louisville	02/22/2024	*	31:44	3-8	.375	0-0	.000	2-3	.667	3	1	4	6.5	3	2	2	0	1	8	12.0	
Wake Forest	02/25/2024	*	30:28	2-6	.333	0-0	.000	1-2	.500	3	3	6	6.5	1	1	1	0	0	5	11.8	
at Miami (FL)	03/03/2024	*	35:30	7-13	.538	0-1	.000	4-4	1.000	4	5	9	6.6	2	1	3	0	0	18	12.0	
vs Pittsburgh	03/06/2024	*	38:05	5-9	.556	0-0	.000	2-2	1.000	1	4	5	6.5	1	1	1	0	1	12	12.0	
vs Duke	03/07/2024	*	37:16	4-6	.667	0-0	.000	1-2	.500	2	1	3	6.4	4	4	0	0	0	9	11.9	
Totals			31	1012:28	152-306	.497	2-9	.222	62-91	.681	88	110	198	6.4	63	47	53	13	26	368	11.9

Player Averages

Games Played	Minutes/game	Points/game	FG Pct	3FG Pct	FT Pct	Rebounds/game	Assists/game	Turnovers/game	Assist/Turnover ratio	Steals/game	Blocks/game
31	32.7	11.9	49.7	22.2	68.1	6.4	1.5	1.7	0.9	0.8	0.4

BLACKSHEAR CAREER STATISTICS

BLACKSHEAR, Kayla

SEASON	TEAM	GP-GS	MIN/AVG	Field Goals		3-Point		F-Throws		Rebounds			PF-FO			A		TO		BLK		STL		PTS		AVG	
				FG-FGA	FG%	3FG-3FGA	3FG%	FT-FTA	FT%	OFF	DEF	TOT	AVG	PF	FO	A	TO	BLK	STL	PTS	AVG						
2021-22	Bama	3-0	31/10.2	4-6	.667	0-0	.000	7-8	.875	4	5	9	3.0	5-0	0	2	0	2	15	5.0							
2022-23	GaTech	30-22	809/27.0	84-208	.404	0-5	.000	56-72	.778	97	96	193	6.4	57-0	33	40	8	26	224	7.5							
2023-24	GaTech	31-31	1012/32.7	152-306	.497	2-9	.222	62-91	.681	88	110	198	6.4	63-1	47	53	13	26	368	11.9							
TOTAL FOR GaTech		61-53	1822/29.9	236-514	.459	2-14	.143	118-163	.724	185	206	391	6.4	120-1	80	93	21	52	592	9.7							
TOTAL		64-53	1852/28.9	240-520	.462	2-14	.143	125-171	.731	189	211	400	6.3	125-1	80	95	21	54	607	9.5							



AVYONCE CARTER

#15

Senior • 5'10" • Guard • Norcross, Ga. • Wesleyan • Major: Business Administration

THE CARTER FILE

THIS SEASON:

- Came off the bench to play 15 minutes in season-opener, adding four points to the scoreboard on two field goals
- Played season-high 22 minutes in win against Furman, contributing solid stat line

LAST FIVE GAMES:

Hit a field goal at No. 22 Florida State and pulled down two rebounds...Pulled down two rebounds in win against Clemson...Added four points on a field goal and two free throws at No. 19 Virginia Tech...Hit a field goal against No. 14 Notre Dame...Came off the bench to play nearly seven minutes against Wake Forest and hit a field goal...Scored crucial five points going 2-for-2 at Miami, including hitting a three-pointer to help Tech to victory.

KEY SEASON AVERAGES

Points **1.8** Rebounds **1.1** Steals **0.4**

CAREER & SEASON HIGHS

Points

Season: 7 vs. Furman (11/11/23)
 Career: 14 vs. Furman (12/12/21)

Field Goals

Season: 3 vs. Furman (11/11/23)
 Career: 5 at Wake Forest (2/27/22)

Field Goals Attempted

Season: 7 vs. Furman (11/11/23)
 Career: 12 vs. Furman (12/12/21)

3- Point Field Goals

Season: 1, 3x, last at Miami (3/3/24)
 Career: 2, 4x, last at Notre Dame (2/23/23)

3- Point Field Goals Attempted

Season: 3, 2x, last vs. Georgia State (12/10/23)
 Career: 6, 2x, last at North Carolina (1/22/23)

Free Throws

Season: 2, 2x, last at Virginia Tech (1/25/24)
 Career: 6 vs. Furman (12/12/21)

Free Throws Attempted

Season: 3 at Virginia Tech (1/25/24)
 Career: 9 vs. Furman (12/12/21)

Rebounds

Season: 4 vs. Furman (11/11/23)
 Career: 6, 3x, last at Pitt (1/11/22)

Assists

Season: 3 vs. Furman (11/11/23)
 Career: 3, 2x, last vs. Furman (11/11/23)

Steals

Season: 3 vs. Furman (11/11/23)
 Career: 3 vs. Furman (11/11/23)

Blocks

Season:
 Career: 1, 4x, last at Notre Dame (2/23/23)

Turnovers

Season: 1, 3x, last vs. Clemson (1/11/24)
 Career: 3, 4x, last vs. Wake Forest (3/3/22)

Minutes

Season: 22 vs. Furman (11/11/23)
 Career: 26 at North Carolina (1/22/23)

Miscellaneous

	Career	23-24
Double-Doubles:	-	-
Double Figure Points:	2	-
Double Figure Rebounds:	-	-
Led Team In Points/Rebs:	0/1	-
20+ Points:	-	-

2023-24 GAME-BY-GAME

#15 CARTER, Avyonce

Opponent	Date	GS	MIN	Total		3-Pointers		Free throws		Rebounds				Other							
				FG-FGA	PCT	3FG-3FGA	PCT	FT-FTA	PCT	OFF	DEF	TOT	AVG	PF	A	TO	BLK	STL	PTS	AVG	
Coastal Carolina	11/06/2023		15:10	2-4	.500	0-2	.000	0-0	.000	0	1	1	1.0	3	0	0	0	1	4	4.0	
Furman	11/11/2023		22:07	3-7	.429	1-3	.333	0-0	.000	1	3	4	2.5	1	3	1	0	3	7	5.5	
at Rice	11/16/2023		04:05	0-0	.000	0-0	.000	0-0	.000	0	0	0	1.7	1	0	0	0	0	0	3.7	
Kennesaw St.	11/19/2023		12:13	1-1	1.000	1-1	1.000	0-0	.000	0	2	2	1.8	0	2	0	0	0	3	3.5	
Mercer	12/05/2023		03:48	0-0	.000	0-0	.000	0-0	.000	0	0	0	1.4	0	0	0	0	1	0	2.8	
Georgia St.	12/10/2023		13:16	0-3	.000	0-3	.000	1-2	.500	1	1	2	1.5	3	0	0	0	0	1	2.5	
USC Upstate	12/20/2023		14:31	1-4	.250	0-2	.000	2-2	1.000	0	3	3	1.7	1	0	1	0	0	4	2.7	
at Florida St.	12/29/2023		13:08	1-5	.200	0-0	.000	0-0	.000	1	1	2	1.8	0	0	0	0	0	2	2.6	
at Pittsburgh	01/07/2024		00:33	0-1	.000	0-0	.000	0-0	.000	0	1	1	1.7	0	0	0	0	0	0	2.3	
Clemson	01/11/2024		02:46	0-1	.000	0-0	.000	0-0	.000	0	2	2	1.7	0	0	1	0	0	0	2.1	
at Duke	01/14/2024		03:10	0-1	.000	0-0	.000	0-0	.000	0	0	0	1.5	1	0	0	0	1	0	1.9	
Boston College	01/21/2024		03:06	0-1	.000	0-1	.000	0-0	.000	0	1	1	1.5	0	0	0	0	0	0	1.8	
at Virginia Tech	01/25/2024		09:34	1-1	1.000	0-0	.000	2-3	.667	0	0	0	1.4	0	0	0	0	0	4	1.9	
Florida St.	01/28/2024		02:21	0-0	.000	0-0	.000	0-0	.000	0	0	0	1.3	0	0	0	0	0	0	1.8	
Notre Dame	02/01/2024		04:53	1-3	.333	0-2	.000	0-0	.000	0	0	0	1.2	2	0	0	0	0	2	1.8	
at Clemson	02/15/2024		04:08	0-0	.000	0-0	.000	0-0	.000	0	0	0	1.1	0	0	0	0	0	0	1.7	
Wake Forest	02/25/2024		06:41	1-2	.500	0-1	.000	0-0	.000	0	0	0	1.1	0	0	0	0	0	2	1.7	
at Miami (FL)	03/03/2024		11:32	2-2	1.000	1-1	1.000	0-0	.000	0	2	2	1.1	0	0	0	0	1	5	1.9	
vs Pittsburgh	03/06/2024		01:05	0-0	.000	0-0	.000	0-0	.000	0	0	0	1.1	0	0	0	0	0	0	1.8	
Totals			0	148:08	13-36	.361	3-16	.188	5-7	.714	3	17	20	1.1	12	5	3	0	7	34	1.8

Player Averages

Games Played	Minutes/game	Points/game	FG Pct	3FG Pct	FT Pct	Rebounds/game	Assists/game	Turnovers/game	Assist/Turnover ratio	Steals/game	Blocks/game
19	7.8	1.8	36.1	18.8	71.4	1.1	0.3	0.2	1.7	0.4	0.0

CARTER CAREER STATISTICS

CARTER, Avyonce

SEASON	TEAM	GP-GS	MIN/AVG	Field Goals		3-Point		F-Throws		Rebounds				Scoring						
				FG-FGA	FG%	3FG-3FGA	3FG%	FT-FTA	FT%	OFF	DEF	TOT	AVG	PF-FO	A	TO	BLK	STL	PTS	AVG
2020-21	GaTech	15-0	101/6.7	9-33	.273	2-20	.100	9-13	.692	5	11	16	1.1	11-0	2	9	0	4	29	1.9
2021-22	GaTech	30-0	335/11.2	33-99	.333	1-24	.042	31-53	.585	29	40	69	2.3	25-0	11	23	1	13	98	3.3
2022-23	GaTech	26-0	311/11.9	27-77	.351	13-42	.310	18-23	.783	17	25	42	1.6	32-0	9	14	3	14	85	3.3
2023-24	GaTech	19-0	148/7.8	13-36	.361	3-16	.188	5-7	.714	3	17	20	1.1	12-0	5	3	0	7	34	1.8
TOTAL		90-0	895/9.9	82-245	.335	19-102	.186	63-96	.656	54	93	147	1.6	80-0	27	49	4	38	246	2.7



ARIADNA TERMIS #20

Freshman • 6'6" • Center • Zaragoza, Spain • IES Joaquim Blume Barcelona • Major: Chemical and Biomolecular Engineering

THE TERMIS FILE

THIS SEASON:

- Made collegiate debut against Coastal Carolina
- Scored first collegiate points, hitting a free throw against Chanticleers
- Tallied eight points off the bench against Furman
- Hit first collegiate three-pointer at Nebraska
- Played season-high 25 minutes at Duke, scoring career-best 12 points
- Hit career-high three triples against North Carolina

LAST FIVE GAMES:

Recorded second-straight game in double-figures with 11 points against UNC on personal-best three triples...Finished with eight points on three field goals, including pair of three-pointers, at No. 19 Virginia Tech...Secured season-high five rebounds against No. 23 Florida State, while dishing out three assists to match personal-best...Chipped in seven points on three field goals, including a three-pointer, at Miami to help the Jackets to victory.

KEY SEASON AVERAGES

Points **2.7** Rebounds **1.5** Assists **0.7**

CAREER & SEASON HIGHS

Points

Season: 12 at Duke (1/14/24)

Career: 12 at Duke (1/14/24)

Field Goals

Season: 5 at Duke (1/14/24)

Career: 5 at Duke (1/14/24)

Field Goals Attempted

Season: 9 at Duke (1/14/24)

Career: 9 at Duke (1/14/24)

3- Point Field Goals

Season: 3 vs. North Carolina (1/18/23)

Career: 3 vs. North Carolina (1/18/23)

3- Point Field Goals Attempted

Season: 5 at Virginia Tech (1/25/24)

Career: 5 at Virginia Tech (1/25/24)

Free Throws

Season: 2 vs. Mercer (12/5/23)

Career: 2 vs. Mercer (12/5/23)

Free Throws Attempted

Season: 2, 2x, last vs. Mercer (12/5/23)

Career: 2, 2x, last vs. Mercer (12/5/23)

Rebounds

Season: 5 vs. Florida State (1/28/24)

Career: 5 vs. Florida State (1/28/24)

Assists

Season: 3, 2x, last vs. Florida State (1/28/24)

Career: 3, 2x, last vs. Florida State (1/28/24)

Steals

Season: 1, 3x, last vs. North Carolina (1/18/23)

Career: 1, 3x, last vs. North Carolina (1/18/23)

Blocks

Season: 2 vs. North Carolina (1/18/23)

Career: 2 vs. North Carolina (1/18/23)

Turnovers

Season: 2, 3x, last at Duke (1/14/24)

Career: 2, 3x, last at Duke (1/14/24)

Minutes

Season: 25 at Duke (1/14/24)

Career: 25 at Duke (1/14/24)

Miscellaneous

	Career	23-24
Double-Doubles:	-	-
Double Figure Points:	2	2
Double Figure Rebounds:	-	-
Led Team In Points/Rebs:	-	-
20+ Points:	-	-

2023-24 GAME-BY-GAME

#20 TERMIS, Ariadna

Opponent	Date	GS	MIN	Total		3-Pointers		Free throws		Rebounds				PF	A	TO	BLK	STL	PTS	AVG
				FG-FGA	PCT	3FG-3FGA	PCT	FT-FTA	PCT	OFF	DEF	TOT	AVG							
Coastal Carolina	11/06/2023		08:16	0-0	.000	0-0	.000	1-2	.500	0	1	1	1.0	3	1	0	0	0	1	1.0
Furman	11/11/2023		15:04	4-4	1.000	0-0	.000	0-0	.000	1	2	3	2.0	1	0	2	0	0	8	4.5
at Rice	11/16/2023		03:36	0-0	.000	0-0	.000	0-0	.000	0	0	0	1.3	0	0	0	0	0	0	3.0
Kennesaw St.	11/19/2023		13:26	2-3	.667	0-0	.000	0-0	.000	0	0	0	1.0	0	0	2	0	1	4	3.3
vs New Mexico	11/24/2023		12:24	0-2	.000	0-0	.000	0-0	.000	1	2	3	1.4	3	0	1	0	0	0	2.6
Florida	11/29/2023		03:10	0-0	.000	0-0	.000	0-0	.000	0	1	1	1.3	0	0	0	0	0	0	2.2
at Nebraska	12/02/2023		10:55	1-1	1.000	1-1	1.000	0-0	.000	0	0	0	1.1	0	0	0	0	0	3	2.3
Mercer	12/05/2023		15:13	2-3	.667	1-1	1.000	2-2	1.000	1	3	4	1.5	1	3	0	0	0	7	2.9
Georgia St.	12/10/2023		03:59	0-0	.000	0-0	.000	0-0	.000	0	0	0	1.3	1	0	1	0	0	0	2.6
USC Upstate	12/20/2023		12:03	2-4	.500	0-1	.000	0-0	.000	0	2	2	1.4	0	1	1	0	1	4	2.7
at Florida St.	12/29/2023		08:37	0-1	.000	0-1	.000	0-0	.000	0	3	3	1.5	0	2	0	0	0	0	2.5
at Pittsburgh	01/07/2024		02:31	0-1	.000	0-0	.000	0-0	.000	0	1	1	1.5	0	0	0	0	0	0	2.3
Clemson	01/11/2024		02:18	0-0	.000	0-0	.000	0-0	.000	0	1	1	1.5	0	0	0	0	0	0	2.1
at Duke	01/14/2024		25:57	5-9	.556	2-3	.667	0-0	.000	3	1	4	1.6	0	0	2	0	0	12	2.8
North Carolina	01/18/2024		21:18	4-6	.667	3-4	.750	0-0	.000	0	1	1	1.6	3	2	0	2	1	11	3.3
Boston College	01/21/2024		09:12	0-0	.000	0-0	.000	0-0	.000	0	2	2	1.6	2	1	0	0	0	0	3.1
at Virginia Tech	01/25/2024		25:12	3-7	.429	2-5	.400	0-0	.000	0	2	2	1.6	4	1	0	1	0	8	3.4
Florida St.	01/28/2024		14:42	0-3	.000	0-3	.000	0-0	.000	0	5	5	1.8	1	3	1	0	0	0	3.2
Notre Dame	02/01/2024		10:31	0-3	.000	0-1	.000	0-0	.000	1	1	2	1.8	1	1	0	0	0	0	3.1
Miami (FL)	02/11/2024		04:03	0-1	.000	0-1	.000	0-0	.000	0	0	0	1.8	1	0	0	0	0	0	2.9
at NC State	02/18/2024		09:30	0-1	.000	0-1	.000	0-0	.000	0	1	1	1.7	1	0	0	0	0	0	2.8
Wake Forest	02/25/2024		04:04	0-0	.000	0-0	.000	0-0	.000	0	0	0	1.6	0	0	0	0	0	0	2.6
at Miami (FL)	03/03/2024		15:23	3-5	.600	1-3	.333	0-0	.000	1	0	1	1.6	2	1	1	0	0	7	2.8
vs Duke	03/07/2024		05:45	0-1	.000	0-0	.000	0-0	.000	0	0	0	1.5	1	0	1	0	0	0	2.7
Totals			0 257:08	26-55	.473	10-25	.400	3-4	.750	8	29	37	1.5	25	16	12	3	3	65	2.7

Player Averages

Games Played	Minutes/game	Points/game	FG Pct	3FG Pct	FT Pct	Rebounds/game	Assists/game	Turnovers/game	Assist/Turnover ratio	Steals/game	Blocks/game
24	10.7	2.7	47.3	40.0	75.0	1.5	0.7	0.5	1.3	0.1	0.1

TERMIS CAREER STATISTICS

TERMIS, Ariadna

SEASON	TEAM	GP-GS	MIN/AVG	Field Goals		3-Point		F-Throws		Rebounds				PF-FO		A	TO	BLK	STL	Scoring	
				FG-FGA	FG%	3FG-3FGA	3FG%	FT-FTA	FT%	OFF	DEF	TOT	AVG	PTS	AVG						
2023-24	GaTech	24-0	257/10.7	26-55	.473	10-25	.400	3-4	.750	8	29	37	1.5	25-0	16	12	3	3	3	65	2.7
TOTAL		24-0	257/10.7	26-55	.473	10-25	.400	3-4	.750	8	29	37	1.5	25-0	16	12	3	3	3	65	2.7



SYDNEY JOHNSON

#21

5th Yr. • 5'9" • Guard • Powder Springs, Ga. • Boston University/The Lovett School • Major: Literature, Media and Communication

THE JOHNSON FILE

THIS SEASON:

- Made debut as a Yellow Jacket against Coastal Carolina
- Scored first points at Georgia Tech in win against Furman
- Played season-high 32 minutes against Pitt in the ACC Tournament
- Pulled down season-high six rebounds at Nebraska
- Dished out season-high seven assists against Clemson

LAST FIVE GAMES:

Started second-straight game at No. 23 Syracuse and hit a triple...Earned third start of the season against Miami and hit a triple, while dishing out two assists... Tied team-high with five assists at Clemson, while securing three rebounds in the win...Hit a pair of three-pointers against Wake Forest...Contributed six points in overtime win at Miami...Scored five points against Pitt in the opening round of the ACC Tournament, hitting a triple, while dishing out three assists.

KEY SEASON AVERAGES

Points **2.4** Rebounds **1.7** Assists **2.0**

CAREER & SEASON HIGHS

Points

Season: 8 vs. Furman (11/11/23)
Career: 26 vs. Boston College (11/17/21)*

Field Goals

Season: 3 vs. Furman (11/11/23)
Career: 11 at Lehigh (1/22/22)*

Field Goals Attempted

Season: 10 vs. Furman (11/11/23)
Career: 25 at Lehigh (1/22/22)*

3- Point Field Goals

Season: 2, 4x, last at Miami (3/3/24)
Career: 5 vs. American (3/11/21)*

3- Point Field Goals Attempted

Season: 7 vs. Pitt (3/6/24)
Career: 9 vs. Lafayette (1/26/22)*

Free Throws

Season: 2, 2x, last vs. Mercer (12/5/23)
Career: 9 vs. Boston College (11/17/21)*

Free Throws Attempted

Season: 2, 4x, last vs. Notre Dame (2/1/24)
Career: 10, 2x, last at Loyola Md. (1/5/22)*

Rebounds

Season: 6 at Nebraska (12/2/23)
Career: 8, 2x, last at Rhode Island (3/17/23)*

Assists

Season: 7 vs. Clemson (1/11/24)
Career: 9 vs. Lafayette (3/7/21)*

Steals

Season: 3 vs. Miami (2/11/24)
Career: 5, 4x *

Blocks

Season: 1, 3x, last vs. Georgia State (12/10/23)
Career: 2 at Navy (12/30/22)*

Turnovers

Season: 3, 2x, last vs. Pitt (3/6/24)
Career: 8 at Miami (Fla.) (1/13/22)*

Minutes

Season: 32 vs. Pitt (3/6/24)
Career: 43 vs. Holy Cross (1/25/20)*

*Set at Boston University

Miscellaneous

	Career	23-24
Double-Doubles:	-	-
Double Figure Points:	67	-
Double Figure Rebounds:	-	-
Led Team In Points/Rebs:	-	-
20+ Points:	15	-

2023-24 GAME-BY-GAME

#21 JOHNSON, Sydney

Opponent	Date	GS	MIN	Total		3-Pointers		Free throws		Rebounds				PF	A	TO	BLK	STL	PTS	AVG		
				FG-FGA	PCT	3FG-3FGA	PCT	FT-FTA	PCT	OFF	DEF	TOT	AVG									
Coastal Carolina	11/06/2023		14:43	0-1	.000	0-0	.000	0-0	.000	0	2	2	2.0	3	5	3	0	0	0	0.0		
Furman	11/11/2023		23:00	3-10	.300	2-5	.400	0-0	.000	1	1	2	2.0	1	1	2	0	0	8	4.0		
at Rice	11/16/2023		18:57	1-4	.250	0-2	.000	2-2	1.000	1	2	3	2.3	2	2	1	0	1	4	4.0		
Kennesaw St.	11/19/2023		20:09	1-5	.200	0-1	.000	0-0	.000	0	2	2	2.3	0	2	1	1	0	2	3.5		
vs Creighton	11/23/2023		10:34	1-2	.500	0-0	.000	0-0	.000	0	0	0	1.8	0	1	0	1	0	2	3.2		
vs New Mexico	11/24/2023		10:37	1-2	.500	1-2	.500	0-0	.000	0	2	2	1.8	1	2	0	0	1	3	3.2		
Florida	11/29/2023		13:21	0-2	.000	0-2	.000	0-0	.000	0	0	0	1.6	0	2	1	0	0	0	2.7		
at Nebraska	12/02/2023		17:59	0-3	.000	0-2	.000	0-0	.000	1	5	6	2.1	1	1	0	0	0	0	2.4		
Mercer	12/05/2023		07:26	0-1	.000	0-0	.000	2-2	1.000	0	1	1	2.0	0	0	0	0	0	2	2.3		
Georgia St.	12/10/2023		16:30	1-6	.167	1-3	.333	0-0	.000	0	4	4	2.2	3	4	1	1	0	3	2.4		
at Georgia	12/16/2023		16:24	1-3	.333	1-2	.500	0-0	.000	0	2	2	2.2	2	4	0	0	0	3	2.5		
USC Upstate	12/20/2023		16:43	0-2	.000	0-1	.000	0-0	.000	0	0	0	2.0	1	1	0	0	1	0	2.3		
at Florida St.	12/29/2023		21:17	2-7	.286	0-2	.000	0-0	.000	1	1	2	2.0	2	1	1	0	1	4	2.4		
Virginia	01/04/2024		13:09	1-5	.200	1-4	.250	0-0	.000	0	0	0	1.9	1	1	0	0	0	3	2.4		
at Pittsburgh	01/07/2024		07:38	0-0	.000	0-0	.000	0-0	.000	0	0	0	1.7	1	0	0	0	1	0	2.3		
Clemson	01/11/2024		20:30	0-1	.000	0-1	.000	0-0	.000	1	2	3	1.8	1	7	0	0	1	0	2.1		
at Duke	01/14/2024		23:20	0-2	.000	0-1	.000	0-2	.000	0	0	0	1.7	0	1	2	0	1	0	2.0		
North Carolina	01/18/2024		06:30	0-1	.000	0-0	.000	0-0	.000	0	0	0	1.6	0	0	0	0	0	0	1.9		
at Virginia Tech	01/25/2024		13:46	1-1	1.000	1-1	1.000	0-0	.000	0	2	2	1.6	0	4	0	0	0	3	1.9		
Florida St.	01/28/2024		16:07	2-6	.333	2-4	.500	0-0	.000	0	3	3	1.7	1	0	1	0	2	6	2.2		
Notre Dame	02/01/2024		12:15	0-0	.000	0-0	.000	1-2	.500	2	0	2	1.7	1	0	2	0	0	1	2.1		
at Wake Forest	02/04/2024	*	29:40	2-6	.333	0-4	.000	0-0	.000	0	3	3	1.8	1	2	2	0	1	4	2.2		
at Syracuse	02/08/2024	*	27:43	1-7	.143	1-5	.200	0-0	.000	2	2	4	1.9	1	4	2	0	1	3	2.2		
Miami (FL)	02/11/2024	*	22:49	1-6	.167	1-3	.333	0-0	.000	0	2	2	1.9	3	2	1	0	3	3	2.3		
at Clemson	02/15/2024	*	28:14	0-2	.000	0-1	.000	0-0	.000	1	2	3	1.9	0	5	2	0	2	0	2.2		
at NC State	02/18/2024	*	13:13	0-1	.000	0-1	.000	0-0	.000	0	0	0	1.8	0	1	1	0	0	0	2.1		
Louisville	02/22/2024	*	11:32	1-1	1.000	0-0	.000	0-0	.000	0	0	0	1.8	1	2	1	0	0	2	2.1		
Wake Forest	02/25/2024	*	20:31	2-4	.500	2-3	.667	0-0	.000	0	1	1	1.8	0	1	0	0	0	6	2.2		
at Miami (FL)	03/03/2024	*	24:14	2-6	.333	2-5	.400	0-0	.000	0	4	4	1.8	1	4	2	0	0	6	2.3		
vs Pittsburgh	03/06/2024	*	32:07	2-8	.250	1-7	.143	0-0	.000	0	0	0	1.8	2	3	3	0	1	5	2.4		
vs Duke	03/07/2024	*	13:57	0-0	.000	0-0	.000	0-0	.000	0	1	1	1.7	3	0	1	0	0	0	2.4		
Totals			10	544:55	.248	26-105	.248	16-62	.258	5-8	.625	10	44	54	1.7	33	63	30	3	17	73	2.4

Player Averages

Games Played	Minutes/game	Points/game	FG Pct	3FG Pct	FT Pct	Rebounds/game	Assists/game	Turnovers/game	Assist/Turnover ratio	Steals/game	Blocks/game
31	17.6	2.4	24.8	25.8	62.5	1.7	2.0	1.0	2.1	0.5	0.1

JOHNSON CAREER STATISTICS

JOHNSON, Sydney

SEASON	TEAM	GP-GS	MIN/AVG	Field Goals		3-Point		F-Throws		Rebounds				Scoring						
				FG-FGA	FG%	3FG-3FGA	3FG%	FT-FTA	FT%	OFF	DEF	TOT	AVG	PF-FO	A	TO	BLK	STL	PTS	AVG
2019-20	BU	30-25	902/30.1	87-250	.348	17-68	.250	36-65	.554	19	76	95	3.2	66-2	72	74	1	42	227	7.6
2020-21	BU	15-14	451/30.0	73-167	.437	16-46	.348	17-25	.680	7	41	48	3.2	29-1	55	32	1	27	179	11.9
2021-22	BU	28-27	954/34.1	170-406	.419	32-110	.291	68-91	.747	16	53	69	2.5	62-2	96	62	8	50	440	15.7
2022-23	BU	32-31	969/30.3	153-370	.414	43-107	.402	60-80	.750	17	72	89	2.8	46-0	107	71	7	55	409	12.8
2023-24	GaTech	31-10	545/17.6	26-105	.248	16-62	.258	5-8	.625	10	44	54	1.7	33-0	63	30	3	17	73	2.4
TOTAL FOR GaTech		31-10	545/17.6	26-105	.248	16-62	.258	5-8	.625	10	44	54	1.7	33-0	63	30	3	17	73	2.4
TOTAL		136-107	3820/28.1	509-1298	.392	124-393	.316	186-269	.691	69	286	355	2.6	236-5	393	269	20	191	1328	9.8



INÉS NOGUERO

#22

Sophomore • 5'9" • Guard • Gijón, Spain • IES Joaquim Blume • Major: Neuroscience

THE NOGUERO FILE

THIS SEASON:

- Owns nine games with double-figure scoring
- Recorded career-high six assists against Mercer
- Matched career-high in scoring with 16 points at Rice
- Recorded first career double-double against Mercer with career-high 12 rebounds and 10 points
- Logged second double-double with 11 points and 10 rebounds at Clemson

LAST FIVE GAMES:

Also tied team-high with five assists in the win over the Tigers...Matched team-high in rebounding, securing six at No. 6 NC State, while chipping in seven points...Hit a triple and owned three rebounds against No. 20 Louisville...Contributed seven points and six rebounds against Wake Forest...Hit a pair of three-pointers and finished with eight points in overtime win at Miami...Hit a field goal and free throw against Duke in the ACC Tournament second round.

KEY SEASON AVERAGES

Points **6.5** Rebounds **5.0** Assists **2.3**

CAREER & SEASON HIGHS

Points

Season: 16 at Rice (11/16/23)
 Career: 16, 2x, last at Rice (11/16/23)

Field Goals

Season: 6, 2x, last vs. Florida State (1/28/24)
 Career: 6, 3x, last vs. Florida State (1/28/24)

Field Goals Attempted

Season: 14 vs. New Mexico (11/24/23)
 Career: 14 vs. New Mexico (11/24/23)

3- Point Field Goals

Season: 3 at Pitt (1/7/24)
 Career: 4 vs. Florida State (1/1/23)

3- Point Field Goals Attempted

Season: 9, 2x, last vs. Notre Dame (2/1/24)
 Career: 9, 2x, last vs. Notre Dame (2/1/24)

Free Throws

Season: 6 at Rice (11/16/23)
 Career: 6 at Rice (11/16/23)

Free Throws Attempted

Season: 7 at Rice (11/16/23)
 Career: 7 at Rice (11/16/23)

Rebounds

Season: 12 vs. Mercer (12/5/23)
 Career: 12 vs. Mercer (12/5/23)

Assists

Season: 6 vs. Mercer (12/5/23)
 Career: 6 vs. Mercer (12/5/23)

Steals

Season: 5 at Rice (11/16/23)
 Career: 5 at Rice (11/16/23)

Blocks

Season: 1, 4x, last at Clemson (2/15/24)
 Career: 1, 5x, last at Clemson (2/15/24)

Turnovers

Season: 5 vs. Boston College (1/21/24)
 Career: 5 vs. Boston College (1/21/24)

Minutes

Season: 40 at NC State (2/18/24)
 Career: 40 at NC State (2/18/24)

Miscellaneous

	Career	23-24
Double-Doubles:	2	2
Double Figure Points:	11	9
Double Figure Rebounds:	2	2
Led Team In Points/Rebs:	1/6	0/6
20+ Points:	-	-

2023-24 GAME-BY-GAME

#22 NOGUERO, Ines

Opponent	Date	GS	MIN	Total		3-Pointers		Free throws		Rebounds				PF	A	TO	BLK	STL	PTS	AVG
				FG-FGA	PCT	3FG-3FGA	PCT	FT-FTA	PCT	OFF	DEF	TOT	AVG							
Coastal Carolina	11/06/2023	*	30:30	4-11	.364	2-8	.250	0-0	.000	0	1	1	1.0	4	4	3	1	1	10	10.0
Furman	11/11/2023	*	24:53	3-6	.500	1-3	.333	0-0	.000	2	2	4	2.5	3	3	1	1	2	7	8.5
at Rice	11/16/2023	*	38:21	4-10	.400	2-5	.400	6-7	.857	2	5	7	4.0	3	1	1	0	5	16	11.0
Kennesaw St.	11/19/2023	*	23:05	1-7	.143	0-4	.000	1-2	.500	0	4	4	4.0	3	2	0	0	1	3	9.0
vs Creighton	11/23/2023	*	29:28	3-6	.500	0-1	.000	0-0	.000	1	7	8	4.8	2	0	3	0	1	6	8.4
vs New Mexico	11/24/2023	*	35:35	6-14	.429	1-9	.111	0-0	.000	1	8	9	5.5	2	1	3	0	0	13	9.2
Florida	11/29/2023	*	25:58	0-6	.000	0-4	.000	0-0	.000	1	3	4	5.3	1	4	1	0	2	0	7.9
at Nebraska	12/02/2023	*	23:11	3-6	.500	1-4	.250	4-4	1.000	1	3	4	5.1	4	1	1	0	0	11	8.3
Mercer	12/05/2023	*	27:44	4-7	.571	2-3	.667	0-0	.000	0	12	12	5.9	0	6	0	0	1	10	8.4
Georgia St.	12/10/2023	*	30:16	2-4	.500	1-3	.333	0-0	.000	0	7	7	6.0	2	3	2	0	0	5	8.1
at Georgia	12/16/2023	*	26:45	0-3	.000	0-2	.000	0-0	.000	1	2	3	5.7	3	2	0	0	1	0	7.4
USC Upstate	12/20/2023	*	23:32	4-7	.571	2-3	.667	0-0	.000	0	3	3	5.5	1	3	0	0	1	10	7.6
Virginia	01/04/2024	*	32:17	1-4	.250	0-2	.000	0-0	.000	1	4	5	5.5	4	3	3	0	1	2	7.2
at Pittsburgh	01/07/2024	*	34:45	3-4	.750	3-3	1.000	0-0	.000	0	6	6	5.5	1	2	1	0	1	9	7.3
Clemson	01/11/2024	*	32:48	3-7	.429	1-4	.250	0-0	.000	0	3	3	5.3	3	2	2	0	2	7	7.3
at Duke	01/14/2024	*	26:42	2-5	.400	1-2	.500	0-0	.000	0	5	5	5.3	1	2	3	0	1	5	7.1
North Carolina	01/18/2024	*	30:02	2-6	.333	1-4	.250	2-2	1.000	0	4	4	5.2	3	3	2	0	1	7	7.1
Boston College	01/21/2024	*	33:46	4-8	.500	2-4	.500	2-4	.500	0	6	6	5.3	1	2	5	0	1	12	7.4
at Virginia Tech	01/25/2024	*	32:49	1-5	.200	0-1	.000	0-0	.000	1	4	5	5.3	1	1	1	0	1	2	7.1
Florida St.	01/28/2024	*	38:46	6-10	.600	1-4	.250	0-0	.000	1	6	7	5.4	4	3	3	0	3	13	7.4
Notre Dame	02/01/2024	*	33:46	2-13	.154	1-9	.111	0-1	.000	1	5	6	5.4	0	3	4	1	3	5	7.3
at Wake Forest	02/04/2024	*	24:33	1-8	.125	1-5	.200	0-0	.000	0	0	0	5.1	3	3	2	0	0	3	7.1
at Syracuse	02/08/2024	*	20:58	1-4	.250	0-2	.000	0-0	.000	0	0	0	4.9	5	3	2	0	1	2	6.9
Miami (FL)	02/11/2024	*	21:34	1-6	.167	0-4	.000	2-3	.667	1	6	7	5.0	3	2	2	0	0	4	6.8
at Clemson	02/15/2024	*	38:37	5-12	.417	1-4	.250	0-0	.000	0	10	10	5.2	4	5	3	1	0	11	6.9
at NC State	02/18/2024	*	40:03	3-10	.300	1-5	.200	0-0	.000	0	6	6	5.2	3	2	2	0	1	7	6.9
Louisville	02/22/2024	*	31:23	1-1	1.000	1-1	1.000	0-0	.000	0	3	3	5.1	4	2	1	0	1	3	6.8
Wake Forest	02/25/2024	*	29:14	1-3	.333	1-3	.333	4-4	1.000	1	5	6	5.2	2	1	2	0	2	7	6.8
at Miami (FL)	03/03/2024	*	31:48	3-12	.250	2-6	.333	0-0	.000	0	3	3	5.1	4	0	2	0	2	8	6.8
vs Pittsburgh	03/06/2024	*	16:12	0-3	.000	0-3	.000	0-0	.000	0	3	3	5.0	1	1	0	0	1	0	6.6
vs Duke	03/07/2024	*	30:59	1-6	.167	0-3	.000	1-4	.250	0	5	5	5.0	2	0	1	0	2	3	6.5
Totals		31	920:20	75-214	.350	29-118	.246	22-31	.710	15	141	156	5.0	77	70	56	4	39	201	6.5

Player Averages

Games Played	Minutes/game	Points/game	FG Pct	3FG Pct	FT Pct	Rebounds/game	Assists/game	Turnovers/game	Assist/Turnover ratio	Steals/game	Blocks/game
31	29.7	6.5	35.0	24.6	71.0	5.0	2.3	1.8	1.3	1.3	0.1

NOGUERO CAREER STATISTICS

NOGUERO, Ines

SEASON	TEAM	GP-GS	MIN/AVG	Field Goals		3-Point		F-Throws		Rebounds				Scoring						
				FG-FGA	FG%	3FG-3FGA	3FG%	FT-FTA	FT%	OFF	DEF	TOT	AVG	PF-FO	A	TO	BLK	STL	PTS	AVG
2022-23	GaTech	19-6	209/11.0	26-79	.329	13-44	.295	3-4	.750	11	18	29	1.5	15-0	14	16	3	14	68	3.6
2023-24	GaTech	31-31	920/29.7	75-214	.350	29-118	.246	22-31	.710	15	141	156	5.0	77-1	70	56	4	39	201	6.5
TOTAL		50-37	1129/22.6	101-293	.345	42-162	.259	25-35	.714	26	159	185	3.7	92-1	84	72	7	53	269	5.4



RUSNE AUGUSTINAITE

#23

Freshman • 6'0" • Guard • Siauliai, Lithuania • Montverde Academy (Fla.) • Major: Business Administration

THE AUGUSTINAITE FILE

THIS SEASON:

- ACC Rookie of the Week - Feb. 19
- Owns 19 games scoring in double-figures
- Scored career-high 30 points against Florida
- Made collegiate debut against Coastal Carolina, scoring 14 points
- Has led Tech, or matched team-high, from three-point range in 21 games, hitting career-high six against Florida
- Earned first collegiate start against Furman

LAST FIVE GAMES:

Chipped in eight points at No. 6 NC State, connecting on a pair of three-pointers...Scored 14 points against No. 20 Louisville on pair of three-pointers and going 4-for-4 at the free throw line...Connected on a trio of three-pointers against Wake Forest to add 14 points to the scoreboard...Added 13 points in the win over Pitt in the ACC Tournament, hitting a team-high three triples...Posted 11 points against Duke in the second round of the ACC Tournament on five field goals and a free throw.

KEY SEASON AVERAGES

Points **11.0** Rebounds **3.3** Assists **1.3**

CAREER & SEASON HIGHS

Points

Season: 30 vs. Florida (11/29/23)
Career: 30 vs. Florida (11/29/23)

Field Goals

Season: 10 vs. Florida (11/29/23)
Career: 10 vs. Florida (11/29/23)

Field Goals Attempted

Season: 20 vs. Florida (11/29/23)
Career: 20 vs. Florida (11/29/23)

3- Point Field Goals

Season: 6 vs. Florida (11/29/23)
Career: 6 vs. Florida (11/29/23)

3- Point Field Goals Attempted

Season: 12 vs. Wake Forest (2/25/24)
Career: 12 vs. Wake Forest (2/25/24)

Free Throws

Season: 4, 2x, last vs. Louisville (2/22/24)
Career: 4, 2x, last vs. Louisville (2/22/24)

Free Throws Attempted

Season: 5 vs. Florida (11/29/23)
Career: 5 vs. Florida (11/29/23)

Rebounds

Season: 7, 2x, last at Florida State (12/29/23)
Career: 7, 2x, last at Florida State (12/29/23)

Assists

Season: 5 vs. Georgia State (12/10/23)
Career: 5 vs. Georgia State (12/10/23)

Steals

Season: 2 vs. Boston College (1/21/24)
Career: 2 vs. Boston College (1/21/24)

Blocks

Season: 2 vs. Mercer (12/5/23)
Career: 2 vs. Mercer (12/5/23)

Turnovers

Season: 5 at Clemson (2/15/24)
Career: 5 at Clemson (2/15/24)

Minutes

Season: 37 vs. Florida (11/29/23)
Career: 37 vs. Florida (11/29/23)

Miscellaneous

	Career	23-24
Double-Doubles:	-	-
Double Figure Points:	19	19
Double Figure Rebounds:	-	-
Led Team In Points/Rebs:	2/3	2/3
20+ Points:	1	1

2023-24 GAME-BY-GAME

#23 AUGUSTINAITE, Rusne

Opponent	Date	GS	MIN	Total		3-Pointers		Free throws		Rebounds			PF	A	TO	BLK	STL	PTS	AVG		
				FG-FGA	PCT	3FG-3FGA	PCT	FT-FTA	PCT	OFF	DEF	TOT								AVG	
Coastal Carolina	11/06/2023		32:14	5-9	.556	4-6	.667	0-0	.000	0	1	1	0	0	0	0	14	14.0			
Furman	11/11/2023	*	24:19	5-12	.417	3-5	.600	1-1	1.000	1	4	5	5.0	0	2	2	0	14	14.0		
at Rice	11/16/2023	*	34:18	5-8	.625	2-2	1.000	0-0	.000	0	1	1	3.7	2	1	4	0	12	13.3		
Kennesaw St.	11/19/2023	*	32:27	6-7	.857	2-2	1.000	0-0	.000	0	4	4	3.8	0	3	0	0	14	13.5		
vs Creighton	11/23/2023	*	27:54	1-10	.100	0-3	.000	0-0	.000	0	3	3	3.6	1	1	0	1	2	11.2		
vs New Mexico	11/24/2023	*	21:47	4-10	.400	0-4	.000	0-1	.000	0	7	7	4.2	2	1	3	0	8	10.7		
Florida	11/29/2023		37:28	10-20	.500	6-10	.600	4-5	.800	0	4	4	4.1	3	2	0	1	30	13.4		
at Nebraska	12/02/2023	*	32:11	2-9	.222	2-9	.222	0-0	.000	1	4	5	4.3	1	0	0	0	6	12.5		
Mercer	12/05/2023	*	29:09	4-13	.308	2-9	.222	2-2	1.000	0	4	4	4.2	0	2	0	2	12	12.4		
Georgia St.	12/10/2023	*	28:40	3-11	.273	3-9	.333	0-0	.000	2	3	5	4.3	3	5	2	0	9	12.1		
at Georgia	12/16/2023	*	33:29	6-15	.400	2-8	.250	2-3	.667	0	6	6	4.5	1	1	4	0	16	12.5		
USC Upstate	12/20/2023	*	27:49	5-11	.455	4-7	.571	0-0	.000	0	3	3	4.3	1	2	0	1	14	12.6		
at Florida St.	12/29/2023	*	36:43	5-14	.357	4-8	.500	1-3	.333	0	7	7	4.5	1	3	1	0	15	12.8		
Virginia	01/04/2024	*	30:30	2-9	.222	1-6	.167	3-4	.750	1	3	4	4.5	4	2	4	1	8	12.4		
at Pittsburgh	01/07/2024	*	34:51	5-15	.333	3-11	.273	1-2	.500	0	3	3	4.4	2	1	3	0	14	12.5		
Clemson	01/11/2024	*	33:00	5-16	.313	3-9	.333	1-2	.500	0	4	4	4.4	1	3	2	0	14	12.6		
at Duke	01/14/2024	*	24:22	0-10	.000	0-4	.000	0-0	.000	0	3	3	4.3	1	1	1	0	0	11.9		
North Carolina	01/18/2024		28:35	3-8	.375	2-3	.667	3-3	1.000	0	3	3	4.2	1	1	0	0	11	11.8		
Boston College	01/21/2024		25:16	2-7	.286	2-6	.333	3-4	.750	0	1	1	4.1	2	0	1	2	9	11.7		
at Virginia Tech	01/25/2024		27:41	7-10	.700	3-4	.750	0-0	.000	1	4	5	4.1	2	0	2	1	17	12.0		
Florida St.	01/28/2024	*	26:42	3-12	.250	3-10	.300	0-0	.000	0	1	1	4.0	2	4	0	0	9	11.8		
Notre Dame	02/01/2024	*	24:25	2-11	.182	2-9	.222	0-0	.000	0	0	0	3.8	3	1	1	0	6	11.5		
at Wake Forest	02/04/2024		19:02	1-2	.500	0-1	.000	0-0	.000	1	4	5	3.8	1	0	0	0	2	11.1		
at Syracuse	02/08/2024		24:15	1-4	.250	1-3	.333	3-3	1.000	0	6	6	3.9	0	1	2	0	6	10.9		
Miami (FL)	02/11/2024		20:37	4-10	.400	2-6	.333	0-0	.000	0	2	2	3.8	1	1	1	0	10	10.9		
at Clemson	02/15/2024		28:60	6-14	.429	2-7	.286	0-0	.000	1	2	3	3.8	4	2	5	0	14	11.0		
at NC State	02/18/2024		21:03	3-4	.750	2-3	.667	0-0	.000	0	1	1	3.7	3	0	3	0	8	10.9		
Louisville	02/22/2024		24:31	4-13	.308	2-5	.400	4-4	1.000	0	1	1	3.6	0	0	2	0	14	11.0		
Wake Forest	02/25/2024		26:13	5-14	.357	3-12	.250	1-1	1.000	0	1	1	3.5	2	1	2	0	14	11.1		
at Miami (FL)	03/03/2024		16:18	2-6	.333	1-4	.250	0-0	.000	0	1	1	3.4	2	0	0	0	5	10.9		
vs Pittsburgh	03/06/2024		25:43	5-11	.455	3-9	.333	0-0	.000	1	2	3	3.4	1	0	1	1	13	11.0		
vs Duke	03/07/2024		23:02	5-11	.455	0-3	.000	1-2	.500	0	0	0	3.3	1	0	1	0	11	11.0		
Totals			17	883:34	126-336	.375	69-197	.350	30-40	.750	9	97	106	3.3	48	42	48	5	9	351	11.0

Player Averages

Games Played	Minutes/game	Points/game	FG Pct	3FG Pct	FT Pct	Rebounds/game	Assists/game	Turnovers/game	Assist/Turnover ratio	Steals/game	Blocks/game
32	27.6	11.0	37.5	35.0	75.0	3.3	1.3	1.5	0.9	0.3	0.2

AUGUSTINAITE CAREER STATISTICS

AUGUSTINAITE, Rusne

SEASON	TEAM	GP-GS	MIN/AVG	Field Goals		3-Point		F-Throws		Rebounds			PF-FO		A		TO		BLK		STL		PTS		AVG	
				FG-FGA	FG%	3FG-3FGA	3FG%	FT-FTA	FT%	OFF	DEF	TOT	AVG	PF	FO	A	TO	BLK	STL	PTS	AVG					
2023-24	GaTech	32-17	884/27.6	126-336	.375	69-197	.350	30-40	.750	9	97	106	3.3	48-0	42	48	5	9	351	11.0						
TOTAL		32-17	884/27.6	126-336	.375	69-197	.350	30-40	.750	9	97	106	3.3	48-0	42	48	5	9	351	11.0						



KARA DUNN

#25

Sophomore • 5'11" • Guard • Dallas, Ga. • Mount Paran Christian School • Major: Business Administration

THE DUNN FILE

THIS SEASON:

- All-ACC Second Team
- ACC Player of the Week - Dec. 10
- Owns 22 games scoring in double-figures
- Has eight games with 20 or more points
- Earned the start in the season-opener, but played only a minute
- Missed three complete games due to injury and returned vs. Creighton
- Scored career-high 39 points against Georgia State

LAST FIVE GAMES:

Played the full 40 minutes against the Cardinals, hitting a triple and going 6-for-6 at the free throw line...Led Tech with 17 points against Wake Forest and added seven rebounds...Added 14 points in win versus Pitt in the ACC Tournament with seven free throws and a three-pointer, while matching season-high of nine rebounds...Dropped in 14 points against Duke in the second round of the ACC Tournament, while securing six rebounds.

KEY SEASON AVERAGES

Points	Rebounds	Assists
15.6	4.7	1.4

CAREER & SEASON HIGHS

Points

Season: 39 vs. Georgia State (12/10/23)
 Career: 39 vs. Georgia State (12/10/23)

Field Goals

Season: 14 vs. Georgia State (12/10/23)
 Career: 14 vs. Georgia State (12/10/23)

Field Goals Attempted

Season: 19 at Nebraska (12/2/23)
 Career: 19 at Nebraska (12/2/23)

3- Point Field Goals

Season: 7 at NC State (2/18/24)
 Career: 7 at NC State (2/18/24)

3- Point Field Goals Attempted

Season: 9 at NC State (2/18/24)
 Career: 9 at NC State (2/18/24)

Free Throws

Season: 10 at Clemson (2/15/24)
 Career: 10 at Clemson (2/15/24)

Free Throws Attempted

Season: 11 vs. Pitt (3/6/24)
 Career: 11 vs. Pitt (3/6/24)

Rebounds

Season: 9, 3x, last vs. Pitt (3/6/24)
 Career: 9, 3x, last vs. Pitt (3/6/24)

Assists

Season: 5 vs. USC Upstate (12/20/23)
 Career: 5 vs. USC Upstate (12/20/23)

Steals

Season: 5 vs. Virginia (1/4/24)
 Career: 5 vs. Virginia (1/4/24)

Blocks

Season: 2, 3x, last vs. Duke (3/7/24)
 Career: 2, 3x, last vs. Duke (3/7/24)

Turnovers

Season: 5, 2x, last vs. Louisville (2/22/24)
 Career: 5, 2x, last vs. Louisville (2/22/24)

Minutes

Season: 42 at NC State (2/18/24)
 Career: 42 at NC State (2/18/24)

Miscellaneous

Double-Doubles:	Career	23-24
Double Figure Points:		-
Double Figure Rebounds:	31	22
Led Team In Points/Rebs:	-	-
20+ Points:	17/3	14/3
	10	8

2023-24 GAME-BY-GAME

#25 DUNN, Kara

Opponent	Date	GS	MIN	Total		3-Pointers		Free throws		Rebounds			PF	A	TO	BLK	STL	PTS	AVG		
				FG-FGA	PCT	3FG-3FGA	PCT	FT-FTA	PCT	OFF	DEF	TOT								AVG	
Coastal Carolina	11/06/2023	*	01:12	1-2	.500	0-0	.000	0-0	.000	1	0	1	1.0	0	0	0	0	2	2.0		
vs Creighton	11/23/2023	*	35:13	4-13	.308	0-5	.000	0-0	.000	0	1	1	1.0	2	0	3	2	2	8	5.0	
vs New Mexico	11/24/2023	*	23:34	4-11	.364	2-5	.400	0-0	.000	1	0	1	1.0	4	1	0	0	0	10	6.7	
Florida	11/29/2023	*	10:36	0-4	.000	0-2	.000	0-0	.000	1	0	1	1.0	0	0	2	0	0	0	5.0	
at Nebraska	12/02/2023	*	30:19	9-19	.474	3-8	.375	1-1	1.000	2	3	5	1.8	2	0	4	0	0	22	8.4	
Mercer	12/05/2023	*	25:05	4-10	.400	0-2	.000	3-4	.750	1	0	1	1.7	1	0	0	1	11	8.8		
Georgia St.	12/10/2023	*	33:13	14-18	.778	4-5	.800	7-9	.778	4	1	5	2.1	4	4	1	1	1	39	13.1	
at Georgia	12/16/2023	*	35:34	8-16	.500	1-3	.333	4-7	.571	3	5	8	2.9	3	1	1	0	2	21	14.1	
USC Upstate	12/20/2023	*	19:47	3-9	.333	1-3	.333	3-6	.500	2	2	4	3.0	1	5	3	0	0	10	13.7	
at Florida St.	12/29/2023	*	33:38	10-16	.625	2-5	.400	2-2	1.000	2	2	4	3.1	3	4	2	1	0	24	14.7	
Virginia	01/04/2024	*	38:23	8-17	.471	1-5	.200	7-10	.700	3	3	6	3.4	1	1	5	0	5	24	15.5	
at Pittsburgh	01/07/2024	*	38:38	9-17	.529	2-4	.500	6-7	.857	3	3	6	3.6	3	1	2	0	2	26	16.4	
Clemson	01/11/2024	*	23:15	8-14	.571	0-2	.000	3-3	1.000	2	2	4	3.6	3	0	3	0	1	19	16.6	
at Duke	01/14/2024	*	33:57	4-10	.400	2-4	.500	4-4	1.000	0	0	0	3.4	1	4	3	0	0	14	16.4	
North Carolina	01/18/2024	*	34:16	5-8	.625	1-3	.333	3-4	.750	3	3	6	3.5	4	1	3	0	0	14	16.3	
Boston College	01/21/2024	*	31:12	5-14	.357	1-7	.143	4-6	.667	4	2	6	3.7	2	1	2	0	1	15	16.2	
at Virginia Tech	01/25/2024	*	33:29	1-10	.100	0-2	.000	3-4	.750	0	2	2	3.6	1	3	1	0	0	5	15.5	
Florida St.	01/28/2024	*	34:27	8-17	.471	1-4	.250	2-3	.667	2	2	4	3.6	4	0	2	1	1	19	15.7	
Notre Dame	02/01/2024	*	33:20	6-15	.400	2-7	.286	3-4	.750	4	3	7	3.8	2	2	1	0	0	17	15.8	
at Wake Forest	02/04/2024	*	24:10	2-4	.500	0-1	.000	2-2	1.000	1	1	2	3.7	4	3	2	0	1	6	15.3	
at Syracuse	02/08/2024	*	34:37	7-12	.583	2-4	.500	1-2	.500	0	4	4	3.7	3	0	4	1	0	17	15.4	
Miami (FL)	02/11/2024	*	36:42	2-14	.143	0-8	.000	2-4	.500	3	2	5	3.8	2	2	0	0	2	6	15.0	
at Clemson	02/15/2024	*	38:28	7-12	.583	0-2	.000	10-10	1.000	1	8	9	4.0	1	1	2	2	2	24	15.3	
at NC State	02/18/2024	*	42:58	11-15	.733	7-9	.778	2-2	1.000	0	6	6	4.1	4	2	4	0	1	31	16.0	
Louisville	02/22/2024	*	40:00	5-12	.417	1-4	.250	6-6	1.000	2	7	9	4.3	2	1	5	0	0	17	16.0	
Wake Forest	02/25/2024	*	38:37	6-16	.375	2-8	.250	3-4	.750	3	4	7	4.4	2	1	2	1	3	17	16.1	
at Miami (FL)	03/03/2024	*	40:13	1-8	.125	0-4	.000	4-4	1.000	4	3	7	4.5	3	2	1	1	1	6	15.7	
vs Pittsburgh	03/06/2024	*	29:38	3-8	.375	1-4	.250	7-11	.636	6	3	9	4.6	4	2	2	1	0	14	15.6	
vs Duke	03/07/2024	*	40:00	5-14	.357	2-5	.400	2-2	1.000	1	5	6	4.7	1	0	3	2	0	14	15.6	
Totals			25	914:31	160-355	.451	38-125	.304	94-121	.777	59	77	136	4.7	67	42	63	13	25	452	15.6

Player Averages

Games Played	Minutes/game	Points/game	FG Pct	3FG Pct	FT Pct	Rebounds/game	Assists/game	Turnovers/game	Assist/Turnover ratio	Steals/game	Blocks/game
29	31.5	15.6	45.1	30.4	77.7	4.7	1.4	2.2	0.7	0.9	0.4

DUNN CAREER STATISTICS

DUNN, Kara

SEASON	TEAM	GP-GS	MIN/AVG	Field Goals		3-Point		F-Throws		Rebounds			PF-FO		A	TO	BLK	STL	Scoring	
				FG-FGA	FG%	3FG-3FGA	3FG%	FT-FTA	FT%	OFF	DEF	TOT	AVG	PTS					AVG	
2022-23	GaTech	28-14	606/21.7	82-191	.429	14-56	.250	36-49	.735	53	40	93	3.3	53-0	39	40	8	22	214	7.6
2023-24	GaTech	29-25	915/31.5	160-355	.451	38-125	.304	94-121	.777	59	77	136	4.7	67-0	42	63	13	25	452	15.6
TOTAL		57-39	1521/26.7	242-546	.443	52-181	.287	130-170	.765	112	117	229	4.0	120-0	81	103	21	47	666	11.7



D'ASIA THOMAS-HARRIS

#32

Freshman • 6'2" • Guard/Forward • Katy, Texas • Houston Christian • Major: Psychology

THE THOMAS-HARRIS FILE

THIS SEASON:

- Made collegiate debut against Coastal Carolina
- Dropped in eight points and five rebounds in first collegiate game
- Recorded first collegiate double-double at Rice, leading Tech on the glass and hitting eight free throws
- Owns three games scoring in double-figures, having added 15 points against Kennesaw State and 15 against Georgia State

LAST FIVE GAMES:

Dropped 15 points for season-best in win over Kennesaw State, hitting personal-high five field goals for second consecutive game in double-figures... Also had two blocks and two steals...Matched career-high in scoring with 15 points in win against Georgia State on 6-of-9 shooting...Chipped in four points against Florida State, hitting a pair of field goals...Came off the bench to play 16 minutes in the first round of the ACC Tournament against Pitt and hit a layup.

KEY SEASON AVERAGES

Points **2.9** Rebounds **2.4** Steals **0.3**

CAREER & SEASON HIGHS

Points

Season: 15, 2x, last vs. Georgia State (12/10/23)
 Career: 15, 2x, last vs. Georgia State (12/10/23)

Field Goals

Season: 6 vs. Georgia State (12/10/23)
 Career: 6 vs. Georgia State (12/10/23)

Field Goals Attempted

Season: 9 vs. Georgia State (12/10/23)
 Career: 9 vs. Georgia State (12/10/23)

3- Point Field Goals

Season:

Career:

3- Point Field Goals Attempted

Season: 1 vs. Furman (11/11/23)
 Career: 1 vs. Furman (11/11/23)

Free Throws

Season: 8 at Rice (11/16/23)
 Career: 8 at Rice (11/16/23)

Free Throws Attempted

Season: 8, 2x, last vs. KSU (11/19/23)
 Career: 8, 2x, last vs. Kennesaw State (11/19/23)

Rebounds

Season: 13 at Rice (11/16/23)
 Career: 13 at Rice (11/16/23)

Assists

Season: 3 vs. Furman (11/11/23)
 Career: 3 vs. Furman (11/11/23)

Steals

Season: 2 vs. Kennesaw State (11/19/23)
 Career: 2 vs. Kennesaw State (11/19/23)

Blocks

Season: 2 vs. Kennesaw State (11/19/23)
 Career: 2 vs. Kennesaw State (11/19/23)

Turnovers

Season: 3, 2x, last vs. USC Upstate (12/20/23)
 Career: 3, 2x, last vs. USC Upstate (12/20/23)

Minutes

Season: 22 at Rice (11/16/23)
 Career: 22 at Rice (11/16/23)

Miscellaneous

	Career	23-24
Double-Doubles:	1	1
Double Figure Points:	3	3
Double Figure Rebounds:	1	1
Led Team In Points/Rebs:	0/1	0/1
20+ Points:	-	-

2023-24 GAME-BY-GAME

#32 THOMAS-HARRIS, D'Asia

Opponent	Date	GS	MIN	Total		3-Pointers		Free throws		Rebounds				PF	A	TO	BLK	STL	PTS	AVG
				FG-FGA	PCT	3FG-3FGA	PCT	FT-FTA	PCT	OFF	DEF	TOT	AVG							
Coastal Carolina	11/06/2023		07:08	4-5	.800	0-0	.000	0-0	.000	2	3	5	5.0	2	0	2	0	1	8	8.0
Furman	11/11/2023		13:39	4-6	.667	0-1	.000	0-0	.000	1	6	7	6.0	2	3	1	0	1	8	8.0
at Rice	11/16/2023		22:48	2-5	.400	0-0	.000	8-8	1.000	5	8	13	8.3	2	0	3	0	0	12	9.3
Kennesaw St.	11/19/2023		13:18	5-7	.714	0-0	.000	5-8	.625	3	2	5	7.5	0	0	2	2	2	15	10.8
vs Creighton	11/23/2023		08:21	1-2	.500	0-0	.000	0-2	.000	0	2	2	6.4	1	0	0	0	0	2	9.0
vs New Mexico	11/24/2023		00:22	0-0	.000	0-0	.000	0-0	.000	0	0	0	5.3	1	0	1	0	0	0	7.5
Florida	11/29/2023		06:22	0-0	.000	0-0	.000	0-0	.000	0	4	4	5.1	0	0	0	1	0	0	6.4
Mercer	12/05/2023		04:52	0-1	.000	0-0	.000	2-2	1.000	0	1	1	4.6	1	0	1	0	0	2	5.9
Georgia St.	12/10/2023		13:46	6-9	.667	0-0	.000	3-5	.600	1	3	4	4.6	0	0	0	1	1	15	6.9
at Georgia	12/16/2023		04:00	0-1	.000	0-0	.000	0-0	.000	0	0	0	4.1	0	0	0	0	0	0	6.2
USC Upstate	12/20/2023		15:08	1-3	.333	0-0	.000	3-4	.750	1	2	3	4.0	1	2	3	0	1	5	6.1
at Florida St.	12/29/2023		05:48	0-1	.000	0-0	.000	0-2	.000	2	1	3	3.9	0	0	0	0	0	0	5.6
Virginia	01/04/2024		10:08	1-1	1.000	0-0	.000	0-0	.000	0	4	4	3.9	1	0	0	0	0	2	5.3
at Pittsburgh	01/07/2024		03:28	0-1	.000	0-0	.000	0-0	.000	0	1	1	3.7	0	0	0	0	0	0	4.9
North Carolina	01/18/2024		02:41	0-1	.000	0-0	.000	0-0	.000	0	0	0	3.5	0	0	0	1	0	0	4.6
Boston College	01/21/2024		05:25	0-0	.000	0-0	.000	0-0	.000	0	1	1	3.3	1	0	1	0	0	0	4.3
at Virginia Tech	01/25/2024		04:41	0-0	.000	0-0	.000	0-0	.000	0	0	0	3.1	1	0	0	0	0	0	4.1
Florida St.	01/28/2024		11:03	2-3	.667	0-0	.000	0-0	.000	0	2	2	3.1	1	1	0	0	1	4	4.1
Notre Dame	02/01/2024		15:19	0-4	.000	0-0	.000	1-4	.250	0	4	4	3.1	0	0	1	0	1	1	3.9
at Wake Forest	02/04/2024		04:59	0-1	.000	0-0	.000	0-0	.000	0	0	0	3.0	0	1	0	1	0	0	3.7
at Syracuse	02/08/2024		01:49	1-1	1.000	0-0	.000	0-0	.000	0	0	0	2.8	1	0	0	0	0	2	3.6
Miami (FL)	02/11/2024		02:08	0-0	.000	0-0	.000	0-0	.000	0	0	0	2.7	1	0	0	0	0	0	3.5
at Clemson	02/15/2024		01:29	0-0	.000	0-0	.000	0-0	.000	0	0	0	2.6	1	0	1	0	0	0	3.3
Wake Forest	02/25/2024		05:17	0-0	.000	0-0	.000	0-0	.000	0	0	0	2.5	1	0	0	0	0	0	3.2
at Miami (FL)	03/03/2024		07:49	0-2	.000	0-0	.000	0-0	.000	0	1	1	2.4	2	1	1	0	0	0	3.0
vs Pittsburgh	03/06/2024		16:19	1-1	1.000	0-0	.000	0-0	.000	1	4	5	2.5	2	0	0	0	0	2	3.0
vs Duke	03/07/2024		02:40	0-0	.000	0-0	.000	0-0	.000	0	1	1	2.4	0	0	0	0	0	0	2.9
Totals		0	210:47	28-55	.509	0-1	.000	22-35	.629	16	50	66	2.4	22	8	17	6	8	78	2.9

Player Averages

Games Played	Minutes/game	Points/game	FG Pct	3FG Pct	FT Pct	Rebounds/game	Assists/game	Turnovers/game	Assist/Turnover ratio	Steals/game	Blocks/game
27	7.8	2.9	50.9	0.0	62.9	2.4	0.3	0.6	0.5	0.3	0.2

THOMAS-HARRIS CAREER STATISTICS

THOMAS-HARRIS, D'asia

		Field Goals		3-Point		F-Throws		Rebounds				Scoring								
SEASON	TEAM	GP-GS	MIN/AVG	FG-FGA	FG%	3FG-3FGA	3FG%	FT-FTA	FT%	OFF	DEF	TOT	AVG	PF-FO	A	TO	BLK	STL	PTS	AVG
2023-24	GaTech	27-0	211/7.8	28-55	.509	0-1	.000	22-35	.629	16	50	66	2.4	22-0	8	17	6	8	78	2.9
TOTAL		27-0	211/7.8	28-55	.509	0-1	.000	22-35	.629	16	50	66	2.4	22-0	8	17	6	8	78	2.9

TV/RADIO ROSTER



#1 Caitlyn Wilson
G • 5-10 • Grad.
Cordova, Tenn.
(Cincinnati/Arlington HS)



#4 Anisa Clark
(a-knee-suh)
G • 5-7 • Sr.
McDonough, Ga.
(Union Grove)



#5 Tonie Morgan
G • 5-9 • So.
Tallahassee, Fla.
(Florida State University
Schools)



#11 Aixa Wone Aranaz
(eye-sha wone ah-duh-nas)
F • 6-3 • 5th Yr.
Pamplona, Spain
(Ohio State)



#12 Jada Bediako
(bead-e-AH-co)
F/C • 6-3 • Fr.
Brampton, Ontario
(Southwest Academy)



#13 Kayla Blackshear
F • 6-1 • Jr.
Orlando, Fla.
(Alabama/Lake Highland
Prep)




#15 Avyonce Carter
(ah-vee-on-ce)
G • 5-10 • Jr.
Norcross, Ga.
(Wesleyan)



#20 Ariadna Termis
(are-e-AH-na)
C • 6-6 • Fr.
Zaragova, Spain
(IES Joaquim Blume)



#21 Sydney Johnson
G • 5-9 • 5th Yr.
Powder Springs, Ga.
(Boston University/The Lovett
School)



#22 Inés Noguero
(e-nez no-RAI-doh)
G • 5-9 • So.
Gijón, Spain
(Joaquim Blume)



#23 Rusne Augustinaite
(O-goose-TI-nigh-te)
G • 6-0 • Fr.
Siauliai, Lithuania
(Montverde Aca. (Fla.))



#25 Kara Dunn
G • 5-11 • So.
Kennesaw, Ga.
(Mount Paran Christian
School)



#32 D'Asia Thomas-Harris
FG/ • 6-2 • Fr.
Katy, Texas
(Houston Christian)




Nell Fortner
Head Coach
5th Season




Blanche Alverson
Associate Head Coach
5th Season



LaSondra Barrett
Assistant Coach
2nd Season



Michael Scuggs
Assistant Coach
1st Season



Caleb Currier
Assistant Coach/Director of
Recruiting Operations
2nd Season



Ashlee Villarreal
Director of Operations
5th Season



Becca Bornhorst
Director of External
Operations/NIL
2nd Season



Greg Callan
Director of Scouting and
Video Operations
2nd Season



Jayda Hill
Creative Director
1st Season



Lauren James
Graduate Manager
2nd Season



Shannon Jackson
Player Development Coach
3rd Season



Rachel Stewart
Athletic Trainer
7th Season