



## GEORGIA TECH BASKETBALL 2023-24

ACC Champions 1985, 1990, 1993, 2021 • Final Four 1990, 2004 • 17 NCAA Tournament appearances

## 2023-24 Schedule/Results

Date	Opponent	TV	Time
N1	CLARK ATLANTA (exh)	-	W, 91-75
N6	GEORGIA SOUTHERN	ACCNX	W, 84-62
N9	HOWARD	ACCNX	W, 88-85
N14	UMASS LOWELL	ACCNX	L, 71-74
N22	at Cincinnati	ESPN+	L, 54-89
N28	MISSISSIPPI STATE* (21/22)	ACCN	W, 67-59
D2	DUKE (7/7)	The CW	W, 72-68
D5	at Georgia	SECN	L, 62-76
D9	ALABAMA A&M	ACCN	W, 70-49
D16	vs. Penn State+	B1GN	W, 82-81 (ot)
D21	vs. Massachusetts#	ESPN2	W, 73-70
D22	at Hawaii#	ESPN2	W, 73-68
D24	vs. Nevada#	ESPN	L, 64-72
J3	at Florida State	ACCN	L, 71-82
J6	BOSTON COLLEGE	ESPN2	L, 87-95
J9	NOTRE DAME	ACCN	L, 68-75 (ot)
J13	at Duke (11/11)	ACCN	L, 79-84
J16	at Clemson (rv)	ACCN	W, 93-90 (2ot)
J20	VIRGINIA	ACCN	L, 66-75
J23	PITTSBURGH	ESPN2	L, 64-72
J27	at Virginia Tech	ACCN	L, 67-91
J30	NORTH CAROLINA (3/3)	ESPN	W, 74-73
F3	at NC State	The CW	L, 76-82
F6	WAKE FOREST	ESPN2	L, 51-80
F10	at Louisville	ACCN	L, 67-79
F14	at Notre Dame	ACCN	L, 55-58
F17	SYRACUSE	The CW	W, 65-60
F21	CLEMSON	ACCN	L, 57-81
F24	at Miami	ACCN	W, 80-76
M2	FLORIDA STATE	ESPN2	W, 85-76
M5	at Wake Forest	ACCN	W, 70-69
M9	at Virginia	ACCN	L, 57-72
M12	vs. Notre Dame%	ACCN	2 p.m.

\*ACC/SEC Challenge; +Holiday Festival (Madison Square Garden, New York, N.Y.); #Diamond Head Classic (Honolulu, Hawaii); %ACC Tournament (Washington, D.C.)

All times Eastern; home games in ALL CAPS

## RADIO: Georgia Tech Sports Network by Legends Sports

Announcers	Andy Demetra, Randy Waters
Engineer	Miller Pope
Network station in Atlanta	680 AM / 93.7 FM
Satellite Radio	SiriusXM channel 371 / SiriusXM app
Online	GT Gameday App, Ramblinwreck.com
TuneIn	buzz.gt/LiveTuneIn

## Television ACC Network

Announcers	Dave O'Brien, Jay Bilas
------------	-------------------------

## Communications

GTMBB contact	Mike Stamus
Phone	404-894-5445 (ofc), 404-218-9723 (cell)
E-mail	mstamus@athletics.gatech.edu

## Social Media: #StingEm

Official Twitter	@GTMBB
Facebook	gtmensbasketball
Instagram	gtmensbasketball

GEORGIA TECH (14-17, 7-13 ACC) vs. NOTRE DAME (12-19, 7-13 ACC)  
ACC TOURNAMENT • Game 32 • March 12, 2024 • 2 p.m. EST

## Jackets Open ACC Tournament with Notre Dame

Having won four of its last six games, Georgia Tech enters the 71st New York Life Atlantic Coast Conference Tournament as the No. 13 seed and takes on Notre Dame in its opening-round game at 2 p.m. Tuesday at Capital One Arena in Washington, D.C.

Tech (14-17, 7-13 ACC) defeated Syracuse (65-60), Miami (80-76), Florida State (85-76) and Wake Forest (70-69) in the final three weeks of the regular season before dropping a 72-57 decision at Virginia in the finale Saturday. The Jackets have also scored ACC wins over Duke, Clemson (on the road) and North Carolina this season.

Notre Dame (12-19, 7-13 ACC) lost road games at North Carolina and Virginia the last week of the regular season, but the Fighting Irish went 5-3 over the final month, including wins over Wake Forest and Clemson. The Fighting Irish also defeated Georgia Tech twice, giving them the tiebreaker over the Yellow Jackets for the No. 12 seed in the ACC Tournament.

Tuesday's game will be televised live on the ACC Network, with a live stream available on the ESPN app. Radio coverage is on the Georgia Tech Sports Network by Legends Sports and flagship station 680 the Fan (680 AM/93.7 FM). The Tech broadcast is also available on SiriusXM channel 371 and the SiriusXM app.

## EVENT INFORMATION

Venue/Site	Capitol One Arena, Washington, D.C.
Series vs. Notre Dame	Tech trails, 13-17!
On neutral floors	series tied, 1-1
Last meeting 2/14/2024 - ND def. Tech, 58-55, in South Bend	
!Win in 2017 vacated by the NCAA Committee on Infractions	
<b>GEORGIA TECH YELLOW JACKETS</b>	
Rankings (AP/coaches/KenPom/NET)	nr   nr   126   122
Record breakdown	8-7 home   4-9 road   2-1 neutral
Head coach	Damon Stoudamire (Arizona, 1995)
Career record/at GT	85-94 (6th yr)   14-17 (1st yr)
Stoudamire vs. Notre Dame	0-2

## NOTRE DAME FIGHTING IRISH

Rankings (AP/coaches/KenPom/NET)	nr   nr   124   126
Record breakdown	9-8 home   2-10 road   1-1 neutral
Head coach	Micah Shrewsberry (Hanover, 1999)
Career record/at ND	64-98 (5th yr)   12-19 (1st yr)
Tech vs. Shrewsberry	0-2

## ROSTER AT-A-GLANCE (#indicates last game starters)

24	Amaree Abram	G	6-4	190	So	Port Arthur, Texas	3.4 ppg....1.1 apg
> Transfer from Ole Miss; played in 10 games this season, starting four; last game 5 pts in 10 min vs. WF							
12	Tyzhaun Claude	F	6-8	236	Sr.*	Goldsboro, N.C.	4.8 ppg....5.2 rpg
> Grad transfer from W. Carolina; started 4 games; 17.6 mpg; avg 4.3 ppg, 5.0 rpg, 50% FG in ACC games							
3	Dallan "Deebo" Coleman	G	6-6	218	So	Memphis, Tenn.	6.0 ppg....2.5 rpg
> Four double-figure games, 18.8 mpg off the bench (15.5 mpg in ACC), only 10 turnovers in 509 minutes							
10	Ebenezer Dowuona	F	6-11	225	Sr.	Accra, Ghana	1.0 ppg....1.4 rpg
> Transfer from NC State; played in 18 games, started 13 (9.6 mpg), 9-22 FG; missed last 8 games (inj)							
5	Tafara Gapare#	F	6-9	205	So	Wellington, New Zealand	5.0 ppg....3.3 rpg
> Transfer from UMass; 5.1 ppg, 3.7 rpg, 33.3% FG, 20 blocks in ACC games; 8.2 ppg/6.5 rpg last 6 games							
2	Naithan George#	G	6-3	180	Fr.	Toronto, Ontario	9.3 ppg....4.6 apg
> DNP 1st 3 games; started last 28; averaging 9.8 ppg, 5.0 apg, 2.38-1 ATO ratio in ACC games							
13	Miles Kelly#	G	6-6	175	So	Stone Mountain, Ga.	14.1 ppg....5.6 rpg
> Tech's top scorer, No. 2 rebounder, eight 20-pt games this season; 13.9 ppg, 5.5 rpg, 38.5% 3pt FG vs. ACC							
4	Carter Murphy	G	6-4	200	Sr.	Phoenix, Ariz.	1.8 ppg....0.7 rpg
> Grad transfer from Air Force; played 14 games this season, 10 ACC games, 36.8% 3pt FG							
11	Baye Ndongo#	F	6-9	236	Fr.	Mboro, Senegal	12.0 ppg....8.3 rpg
> 3-time ACC Rookie of the Week; 6 double-doubles this season; avg. 12.6 ppg, 7.7 rpg, 55.4% FG vs. ACC							
35	Emmer Nichols	F	6-6	219	Fr.	Woodside, Calif.	0.0 ppg....2.0 rpg
> Non-scholarship player in 2nd year in the program, redshirted in 2022-23, out for season (broken leg)							
14	Kowacie Reeves, Jr.#	G	6-6	192	Jr.	Macon, Ga.	10.0 ppg....4.1 rpg
> Transfer from Florida; started all 31 games, double figures in 13; 9.2 ppg, 40.7% FG, 41.3% 3pt FG vs. ACC							
23	Ibrahima Sacko	G/F	6-6	222	Fr.	Conakry, Guinea	2.2 ppg....2.7 rpg
> Top-3 prospect in Canada in 2023 class; played 20 games, 3 starts (all ACC), 11.4 mpg; 13 pts at Notre Dame							
33	Marcos San Miguel	G	6-4	201	Fr.	Smyrna, Ga.	0.0 ppg....1.0 rpg
> Non-scholarship player in 1st year in the program, played in 1 game							
30	Ibrahim Souare	F	6-9	210	Fr.	Guinea	--
> From Canyon Int'l Academy (Glendale, Ariz.), member Guinea team 2022 U18 FIBA African Championship							
1	Kyle Sturdivant	G	6-3	196	Sr.	Norcross, Ga.	8.8 ppg....2.9 apg
> Avg 20.4 mpg off the bench; 12 double-figure scoring games; 9.2 ppg, 2.9 apg, 88.6% FT in ACC							
0	Lance Terry	G	6-2	200	Sr.	College Park, Ga.	--
> No. 2 scorer in 2022-23 (10.1 ppg), red-shirting this season after missing first 8 games with injury							

## TECH NOTEBOOK

## Tech Team Statistics

Category	2023-24	ACC	NCAA
Scoring offense	70.7	13	261
Scoring defense	74.9	12	263
Scoring margin	-4.2	14	296
Field goal pct.	.419	14	303
Effective FG pct.	.485	13	274
Field goal pct. def.	.425	5	101
3-pt FG pct.	.327	12	251
3-pt FG per game	7.9	9	125
3-pt FG att. per game	24.3	3	77
3-pt FG pct. def.	.320	4	87
3-pt FG allowed	7.8	-	-
Free throw pct.	70.5	12	239
FT made per game	12.3	11	275
FT attempts per game	17.4	11	263
Rebounds per game	38.6	2	47
Rebound margin	+3.0	5	87
O-Reb per game	11.6	2	77
D-Reb per game	27.0	3	52
Assists per game	13.1	10	174
Assist/TO ratio	1.05	12	216
Turnover margin	-3.8	15	341
Turnovers per game	12.5	13	242
Turnovers forced per game	8.7	15	348
Blocks per game	4.1	5	75
Steals per game	4.4	14	341
Fouls per game	16.5	11	145
Bench points per game	23.0	2	87
Fast break points per game	8.0	9	251

Rankings through games of March 10

## Games Started/Finished

Player	2023-24	Conf.	Career	*Finished
Amaree Abram	4	-	26	3
Tyzhaun Claude	4	-	51	7
Deebo Coleman	-	-	36	18
Ebenezer Dowouna	13	7	43	1
Tafara Gapare	14	9	14	14
Naithan George	27	20	27	15
Miles Kelly	31	20	59	22
Carter Murphy	-	-	8	6
Baye Ndongo	28	20	28	18
Emmer Nichols	-	-	-	2
Kowacie Reeves, Jr.	31	20	48	24
Ibrahima Sacko	3	2	3	8
Marcos San Miguel	-	-	-	1
Kyle Sturdivant	-	-	49	20
Lance Terry	-	-	58	-

Includes starts at previous school and in conference tournaments

\*Games finished includes only 2023-24 season

## Non-Conference Breakdown

Team	Conf.	Record	Conf.	KP	NET
Alabama A&M	SWAC	10-21	9-9	330	328
Cincinnati	Big 12	18-13	7-11	41	41
Georgia	SEC	16-14	6-11	92	101
Georgia Southern	Sun Belt	9-24	8-10	278	281
Hawaii	Big West	19-13	11-9	168	172
Howard	MEAC	15-16	9-5	284	279
Massachusetts	A-10	20-10	11-7	85	83
UMass Lowell	Am. East	21-9	11-5	157	142
Mississippi State	SEC	19-12	8-10	39	42
Nevada	Mtn West	26-6	13-5	35	40
Penn State	Big Ten	15-16	9-11	77	89

GT strength of schedule rank 20 33

GT NC strength of schedule rank 74 89

vs. Quad 1: 4-6 vs. Quad 2: 4-7

vs. Quad 3: 3-4 vs. Quad 4: 3-0

KP - KenPom.com, NET - NCAA NET rankings

Through games of March 10

## Tech's ACC Tournament History

Georgia Tech has played in 43 ACC Tournaments (did not play in 2020 due to NCAA sanctions), and has a 29-39 all-time record in the event. The Yellow Jackets have won four championships, in 1985 (Atlanta), 1990 (Charlotte), 1993 (Charlotte) and 2021 (Greensboro).

Tech has been a runner-up four times (1986, 1996, 2005, 2010). The 1986, 1996 and 2010 runs to the finals occurred in Greensboro. Tech also made the finals in 2005 at the Verizon Center in Washington, D.C.

Tech was 0-2 in the ACC Tournament under coach Dwane Morrison, 15-16 under Bobby Cremins (including all three titles), 9-11 under Paul Hewitt (runner-up in 2005 and 2010), 2-5 under Brian Gregory, and 3-5 under Josh Pastner.

Tech did not play in the 2020 tournament while serving an NCAA postseason ban.

## The Tip-Off

- Georgia Tech and Notre Dame are meeting in the ACC Tournament for the second time. The 15th-seeded Fighting Irish defeated the No. 10-seed Yellow Jackets, 78-71, in the opening round of the 2019 tournament in Charlotte.

- In Tech's 45-year history in the ACC, the Yellow Jackets have lost three games to a team in the same season 14 times, most recently in 2022-23 to Pittsburgh. Notre Dame defeated the Jackets twice during the regular season, 75-68 in overtime in Atlanta, and 58-55 in South Bend.

- On three occasions, Tech has lost to a team twice in the regular season and then defeated that team in the ACC Tournament - Virginia in 1990, North Carolina in 1993 and Clemson in 2009.

- Tech is 3-2 in ACC Tournament games played in Washington, D.C.. The Yellow Jackets made it to the championship game in 2005, losing to Duke in the finals. In 2016, Tech defeated Clemson in the opening round before bowing out to Virginia.

- Tech has been the No. 13 seed in the ACC Tournament three times previously, in 2015, 2018 and 2023. Last year was the first time the Yellow Jackets won a game from that position.

- Fourteen of Tech's 20 ACC games have been decided by single digits. Twenty-one of Tech's 31 games overall this season have been decided by fewer than 10 points, second-most in the nation (Tech is 12-9 in these games). Fourteen games have been decided by five points or fewer.

- Tech's seven ACC wins were earned by a total of 27 points. The Jackets' nine-point win over Florida State was its widest margin of victory.

- Tech is 8-13 against Quad 1 (4-6) and Quad 2 (4-7) teams this season, with Quad 1 wins over Duke, Clemson, North Carolina and Wake Forest. Tech was 3-14 last season against Quad 1/2 foes.

- Four of Tech's ACC wins came against the ACC's four highest-ranked teams in the NCAA's NET rankings - North Carolina (7), Duke (10), Clemson (27) and Wake Forest (37).

- Miles Kelly** (14.1 ppg) leads three Yellow Jackets averaging in double figures this season, including freshman forward **Baye Ndongo** (12.0) and junior guard **Kowacie Reeves, Jr.** (10.0). Tech's other rotation players average between 4.8 and 9.3 points per game.

- Tech has started two freshmen - **Baye Ndongo** and point guard **Naithan George** - in its last 27 games. The Jackets have not had two freshmen in its regular starting lineup since the 2018-19 season (**Michael Devoe**, **Khalid Moore**), and have not had a freshman regularly start at point guard since Jose Alvarado in 2017-18.

## Series vs. Notre Dame

- Notre Dame has won nine of the last 11 meetings and lead the all-time series, 17-13. Georgia Tech's only wins came by an 82-80 score on Feb. 6, 2021 and a 70-68 decision on Feb. 8, 2023, both at McCamish Pavilion.

## Series vs. Notre Dame (13-17!)

## Home: 10-4!, Away: 2-12, Neutral: 1-1

All Home Games: 10-4!
At McCamish Pavilion: 7-4!
At Alexander Memorial Coliseum: 3-0
In Atlanta: 10-4!
All Road Games: 2-12
At Purcell Pavilion/Joyce Center: 1-11
As ACC members: 7-15!
In the ACC Tournament: 0-1
All Neutral Games: 1-0
Under Roy Mundorff: 0-1
Under Whack Hyder: 3-1
Under Dwane Morrison: 1-7
Under Bobby Cremins: 2-0
Under Paul Hewitt: 1-0
Under Brian Gregory: 2-4
Under Josh Pastner: 5-9!
Under Damon Stoudamire: 0-2
Vs. Micah Shrewsberry: 0-2
Vs. Mike Brey: 8-13
Vs. Digger Phelps: 3-0
Longest Winning Streak: 5 games (1972-2014)
Longest Losing Streak: 4 games (2014-16, 2018-20)
Most Points Scored: 102 on 2-4-1967
Fewest Points Scored: 42 on 2-22-1941
Most Points Allowed: 90 on 2-26-2022
Fewest Points Allowed: 53 on 2-22-1941
Largest Margin of Victory: 20 in 1-17-1972
Largest Margin of Defeat: 34 on 2-26-2022
! Tech win on 1/25/2017 vacated by NCAA Committee on Infractions

## Series Results

2-22-1941	.....a	L	42-53
2-5-1966	.....a	W	75-61
2-4-1967	.....h10	W	102-87
1-30-1969	.....nr/16	a	L 52-71
1-17-1972	.....h10	W	82-62
2-25-1989	.....h10	W	90-80
2-24-1990 (ot)	.....8/6	a	W 88-80
11-19-2007	.....n1	W	70-69
1-11-2014	.....h15	W	74-69
2-26-2014	.....a	L	62-65
1-3-2015 (2 ot)	.....14/13	a	L 76-83
1-14-2015	.....12/12	h15	L 59-62
1-13-2016	.....a	L	64-72
2-20-2016	.....19/18	h15	W 63-62
1-28-2017	.....14/12	h15	W! 62-60
2-26-2017	.....21/17	a	L 60-64
12-30-2017	.....a	L	59-68
1-10-2018	.....n/25	h15	W 60-63
1-22-2019	.....h15	W	63-61
2-10-2019	.....a	L	59-69
3-12-2019	.....n2	L	71-78
1-15-2020	.....h15	L	74-78
2-1-2020	.....a	L	72-80
2-6-2021	.....h15	W	82-80
1-8-2022 (ot)	.....h15	L	68-72
2-26-2022	.....a	L	56-90
1-10-2023 (ot)	.....a	L	72-73
2-8-2023	.....h15	W	70-68
1-10-2024 (ot)	.....h15	L	68-75
2-14-2024	.....a	L	55-58
n1-Paradise Jam (St. Thomas, U.S. Virgin Islands); n2-ACC Tournament (Spectrum Center, Charlotte, N.C.)			

## TECH NOTEBOOK

## Georgia Tech Quick Facts

<b>Official Name:</b> Georgia Institute of Technology
<b>Location:</b> Atlanta, Ga.
<b>Enrollment:</b> 45,295
<b>Founded:</b> 1885
<b>Colors:</b> Old Gold and White
<b>Nickname:</b> Yellow Jackets, Ramblin' Wreck
<b>Mascot:</b> Buzz (Yellow Jacket)
<b>Fight Songs:</b> Ramblin' Wreck, White and Gold
<b>Conference:</b> Atlantic Coast (ACC)
<b>Home Arena:</b> McCamish Pavilion (capacity 8,600)
<b>President:</b> Dr. Angel Cabrera
<b>Director of Athletics:</b> J. Batt
<b>Faculty Rep. for Athletics:</b> Dr. Jenna Jordan
<b>Head Coach:</b> Damon Stoudamire (Arizona, 1995) Record at Tech: 14-17 (1st season) Overall: 85-94 (6th season) ACC Regular Season: 7-13 ACC Tournament: 0-0 NCAA Tournament: 0-0
<b>Associate Head Coach:</b> Karl Hobbs (Connecticut, 1984), 1st season
<b>Assistant Coach:</b> B.J. Elder (Georgia Tech, 2014), 5th season
<b>Assistant Coach:</b> Pershin Williams (North Florida, 2005), 1st season
<b>Assistant Coach:</b> Nate Babcock (Wisconsin-Eau Claire, 2009), 1st season
<b>Assistant Coach:</b> Bonzi Wells (Ball State, 1998), 1st season
<b>Director of Player Personnel:</b> Matt Holt (Northeastern, 2011), 1st season
<b>Director of Scouting:</b> Hayden Sheridan (Arizona, 2016), 6th season
<b>Director of Operations:</b> Tyler Benson (St. Bonaventure, 2009), 8th season
<b>Assistant Director of Operations:</b> Taylor Ann Hendricks (Iowa State, 2020), 2nd season
<b>Associate Director of Sports Medicine:</b> Richard Stewart (Salisbury, 2005), 17th season
<b>Director of Strength and Conditioning:</b> Justin Landry (Cal State East Bay, 2012), 1st season
<b>Recruiting and Operations Coordinator:</b> Jake Alburtus (Western Michigan, 2020), 1st season

## Basketball History

<b>109th season:</b> 1st game, Feb. 17, 1906 vs. Auburn
<b>All-time Record:</b> 1,451-1,323!
<b>Winning/Losing/500 Seasons:</b> 55 / 49 / 4
<b>NCAA Appearances (17):</b> 23-17 record 1960, 1985, 1986, 1987, 1988, 1989, 1990, 1991, 1992, 1993, 1996, 2001, 2004, 2005, 2007, 2010, 2021
<b>Final Fours (2):</b> 1990, 2004
<b>NIT Appearances (8):</b> 10-8 record 1970, 1971, 1984, 1994, 1998, 1999, 2003, 2016
<b>ACC Championships (4):</b> 1985, 1990, 1993, 2021
<b>ACC Regular-Season Titles (2):</b> 1985 (tie), 1996
<b>ACC Regular-Season Record (45th season):</b> 294-435!
<b>ACC Tournament Record:</b> 29-39
<b>SEC Championships (1):</b> 1938
<b>SEC Regular-Season Titles (1):</b> 1937
<b>SEC Regular-Season Record (1932-64):</b> 201-207
<b>Metro Conference Regular-Season Record (1975-78):</b> 9-10
<b>Metro Conference Tournament Record:</b> 4-3
<b>Record at McCamish Pavilion:</b> 131-74! (12th season)
<b>Record at Alexander Memorial Coliseum:</b> 556-194 (55 seasons, 1956-2011)
<b>Record at State Farm Arena:</b> 8-12
<b>Record at Gas South Arena:</b> 4-1
<b>Record at Georgia Dome:</b> 9-5
<b>All-Time Head Coaches:</b> 14
<b>ACC Head Coaches:</b> 5
<b>All-America Selections:</b> 14 (12 players)
<b>Consensus All-Americans:</b> 2
<b>First-Team All-Americans:</b> 5
<b>National Players of the Year:</b> 1
<b>All-ACC Selections:</b> 57 times (34 players)
<b>ACC Players of the Year:</b> 2
<b>ACC Rookies of the Year:</b> 11
<b>ACC Coaches of the Year:</b> 5 (3 coaches)
<b>ACC Tournament MVPs:</b> 4
<b>ACC All-Freshman Team:</b> 15
<i>! On-court record (Georgia Tech had 22 wins and one loss during the 2016-17 and 2017-18 seasons vacated by the NCAA's Committee on Infractions.)</i>

• The Fighting Irish swept the regular-season series for the second time in three years in 2023-24, taking a 75-68 decision in overtime in Atlanta, and a 58-55 nail-biter in South Bend.

• Since Notre Dame joined the ACC, the teams have split their regular season series five times, and the Fighting Irish have swept the Yellow Jackets four times. Tech has yet to sweep the Irish.

• Notre Dame is one of two permanent home-and-away opponents for Tech in the ACC. However, the teams did not play in South Bend during the 2020-21 season when the game was canceled due to COVID-19.

• The Yellow Jackets are 7-15 against Notre Dame since the Fighting Irish joined the ACC. Only two of those games have been decided by double-digits.

• The teams have played to overtime five times, three of those coming in the last six meetings.

• At McCamish Pavilion, Tech is 7-4 against the Irish (minus one 2017 win vacated by the NCAA), and the games have been decided by a total of 35 points. Tech won all three of the teams' meetings at the Jackets' former home court in Alexander Memorial Coliseum.

• Notre Dame has won all 10 meetings at South Bend since the Fighting Irish became a member of the ACC. Tech's last win at Notre Dame occurred Feb. 24, 1990, a Yellow Jacket team that won the ACC Championship and reached the Final Four behind the Lethal Weapon 3 combination of Kenny Anderson, Dennis Scott and Brian Oliver, who combined for 64 of the Jackets' points in that 88-80 overtime victory.

• That game and a 90-80 Tech victory in Atlanta a year earlier were the only two face-offs ever between legendary coaches Bobby Cremins and Digger Phelps.

• Tech is 2-12 in games played in South Bend, and 1-11 in Purcell Pavilion.

• The Yellow Jackets won five straight meetings between the two teams from 1972 through Tech's 74-69 victory in McCamish Pavilion on Jan. 11, 2014, the team's first meeting as ACC foes.

• All but one game in the series has been played on the two campuses, the exception being a 2007 meeting in the third-place game of the Paradise Jam. The Yellow Jackets erased a 9-point deficit in the final 5:11 and won the game on a three-point basket by Matt Causey with two seconds remaining.

• Four of the five meetings before that were played with Whack Hyder as Tech's head coach, and the Jackets won three of those, including an 82-62 win in 1972 at Alexander Memorial Coliseum in Phelps' first season as the Fighting Irish head coach.

## Jan. 10, 2024 - Notre Dame 75, Tech 68 (ot)

Miles Kelly scored a game-high-tying 25 points, Naithan George dished out 11 assists – the most by a Yellow Jacket in 15 years – and Baye Ndongo hit a 3-pointer with 5.5 seconds to go in regulation to force overtime, but Georgia Tech made just 1-of-8 shots in the extra period and dropped a 75-68 OT decision to Notre Dame at McCamish Pavilion.

Tech and Notre Dame went to overtime for the third time in their last five meetings. Since 2007, 16 of the 22 matchups between Tech and ND have been decided by five points or less and/or in overtime.

The latest nail-biter between the Yellow Jackets and Fighting Irish featured nine ties and 11 lead changes, with Notre Dame holding the lead for 20 minutes even and Tech holding the advantage for 19 minutes, 56 seconds.

## Feb. 14, 2024 - Notre Dame 58, Tech 55

Georgia Tech got double-figure performances from freshmen Ibrahima Sacko and Baye Ndongo and junior Miles Kelly, but a four-minute scoring drought late in the game led to a 58-55 loss to Notre Dame at Purcell Pavilion.

Tech lost its fourth straight game despite out-shooting the Fighting Irish, 46 percent to 32. But Notre Dame, which swept

## Just Georgia Tech, please...

*The Georgia Institute of Technology is the official title, but Georgia Tech will work fine, or just Tech (unless you're in Virginia or Texas). We would appreciate it if you would use our name in those ways. Georgia Tech University is incorrect. Thank you.*

## Georgia Tech By the Numbers

1	SEC Championships
1	NCAA Post-Graduate Scholar
1	Naismith Award winner
2	Final Four appearances
2	ACC regular-season titles
2	ACC Players of the Year
2	National Freshmen of the Year
3	Years a Member of the Metro Conference
4	ACC Championships
5	First-team All-America players
6	Jersey numbers retired
6	Academic All-Americans
7	NCAA Sweet 16 appearances
8	Wins over teams ranked No. 1
8	NBA lottery picks
12	ACC Rookie of the Year honorees
14	Head coaches in program history
17	NCAA Tournament berths
19	NBA first-round draft picks
25	Total postseason berths (NCAA and NIT)
32	Years a Member of the SEC
43	Years a Member of the ACC
47	Players taken in the NBA Draft
51	Players selected All-ACC
228	Weeks ranked in either AP or Coaches Poll

## Tech Head Coaches in First Year

Coach	Season	Record (Conf)
John Chapman	1905-06	2-1
John Heisman	1908-09	1-6
William Alexander	1919-20	7-10
Joe Bean	1920-21	4-10
Harold Hansen	1924-25	4-12
Roy Mundorff	1926-27	17-10
Dwight Keith	1943-44	14-4 (3-1)
Roy McArthur	1946-47	12-11 (6-6)
John "Whack" Hyder	1951-52	7-15 (5-13)
Dwane Morrison	1973-74	5-21
Bobby Cremins	1981-82	10-16 (3-11)
Paul Hewitt	2000-01	17-13 (8-8)*
Brian Gregory	2011-12	11-20 (4-12)
Josh Pastner	2016-17	21-16 (8-10)#
<b>Damon Stoudamire</b>	<b>2023-24</b>	<b>14-17 (7-13)</b>
*NCAA Tournament		
#On-court record (22 wins, 1 loss vacated by NCAA Committee on Infractions)		



## TECH NOTEBOOK

## Tech's Record

	2023-24	2022-23
At home	8-7	11-6
On the road	4-9	2-9
At neutral sites	2-1	1-3
Vs. top-10 opponents	2-0	0-0
Vs. top-25 opponents	3-1	1-3
Vs. teams over .500	10-13	7-15
Vs. teams under .500	2-3	6-2
Vs. teams at .500	1-1	2-1
While in the top 25	0-0	0-0
In November	3-2	4-3
In December	5-2	3-3
In January	2-7	1-7
In February	2-5	5-4
In March/April	2-1	2-1
Wearing white uniforms	7-6	8-7
Wearing gold uniforms	3-6	6-7
Wearing navy uniforms	2-2	0-0
Wearing gray uniforms	2-2	0-4
Wearing HBE uniforms	0-1	1-0
Game is decided by 5 pts./fewer or OT	10-3	4-3
Game is decided by 10/fewer or OT	12-9	7-7

Leading at the half	10-4	11-1
Trailing at the half	3-12	3-17
Tied at the half	1-1	1-0
Leading with 5:00 to play	11-0	10-2
Trailing with 5:00 to play	3-17	3-15
Tied with 5:00 to play	0-0	2-1
In overtime games	1-1	0-1
After a bye in the ACC schedule	1-0	0-1

Tech scores 100 or more points	0-0	0-0
Tech scores 70 or more points	12-5	12-3
Tech scores fewer than 70 points	2-12	3-15
Opponent scores 100 or more points	0-0	0-0
Opponent scores 70 or more	7-16	4-16
Opponent scores fewer than 70	7-1	10-3
Opponent scores fewer than 50	0-0	0-0

Tech shoots 50 pct. or better	3-3	1-0
Opponent shoots 50 pct. or better	1-5	1-6
Opponent shoots under 40 pct.	7-4	7-0
Tech has a higher FG% than opponent	12-4	12-2
Tech has a lower FG% than opponent	1-13	3-16
FG percentage is even	0-0	0-0

Tech has more 3-point FGs	10-4	11-6
Tech has fewer 3-point FGs	4-9	1-8
3-point FGs are even	0-3	3-4

Tech attempts more FT than opponent	6-8	9-2
Tech attempts fewer FT than opponent	7-9	6-16
Free throw attempts are even	1-0	0-0

Tech outrebounds opponent	11-7	9-5
Opponent outrebounds Tech	2-9	6-13
Rebounds are even	1-1	0-0

Tech has fewer turnovers than opponent	3-6	12-6
Tech has more turnovers than opponent	11-11	3-9
Turnovers are even	0-0	0-3
Tech has more assists than turnovers	8-9	12-11

Committing more fouls	6-10	3-13
Committing fewer fouls	6-7	8-4
Fouls are even	2-0	4-1

4/more Jackets score in double figures	5-2	12-5
A Jacket scores 20 or more	11-7	6-3
A Jacket scores 30 or more	0-1	1-0

Scoring more bench points	7-10	6-10
Scoring fewer bench points	5-7	8-8
Bench scoring is even	1-0	1-0

## Tight Games

*Games in Division I decided by single digits in 2023-24 (through games of March 6)*

School	Total	Won	Lost
Lehigh	23	9	14
UAB	21	15	6
<b>Georgia Tech</b>	<b>21</b>	<b>12</b>	<b>9</b>
California	21	10	11
Howard	20	11	9
Coastal Carolina	20	8	12
Monmouth	19	12	7
Stony Brook	19	10	9
Fordham	19	8	11
UCLA	19	8	11
Seattle U	19	7	12
Memphis	18	11	7
Hofstra	17	10	7
Delaware State	17	7	10

the season series from the Jackets, countered by out-scoring the visitors 17-6 at the foul line and scoring 20 second-chance points on 16 offensive rebounds.

## Last Time Out

Freshman **Baye Ndongo** scored a game-high 21 points to keep Georgia Tech in the game, but Virginia made 12 three-point field goals and shot 52 percent to capture a 72-57 victory on its Senior Night at John Paul Jones Arena.

The Jackets played the Cavaliers even for the first 11 minutes of the game, but Virginia out-scored Tech 23-9 over the final nine minutes of the first half, making their last six shots of the period to take control of the game heading into the break. The Cavaliers made seven three-point field goals and connected on 54 percent from the floor.

Ndongo, making a late-season push for ACC all-freshman honors, made 8-of-12 shots from the floor and 5-of-6 from the foul line. He came up one rebound shy of his seventh double-double this season, and was the only Yellow Jacket to reach double figures in the game. Freshman **Naithan George** and senior **Kyle Sturdivant** each scored eight points and combined for nine assists.

But the Cavaliers held Tech's leading scorer **Miles Kelly** scoreless, and limited the Jackets to just 40.4 percent shooting from the floor and 4-of-21 from three-point range.

## Team Trends

- Tech enters the ACC Tournament with the same overall record as it did in 2022-23, but made a one-win improvement in its ACC record.

- Six of Tech's seven ACC wins (exception: Miami) have come against teams in the top half of the ACC standings, all had winning records overall and in conference play.

- Tech had averaged 9.1 three-point field goals and connected on 38.1 percent of its three-point tries in road games this season before going 4-for-21 at Virginia. The Jackets finished the regular season at 36.8 percent on the road; Kowacie Reeves, Jr. (47.3 percent) and Miles Kelly (42.3 percent) led the way.

- Tech has out-rebounded each of its last six opponents, and by an average of 11.8 per game - 34-25 over Virginia and Wake Forest), 55-33 against Florida State, 41-34 advantage over Miami, 34-31 against Clemson, 34-31, and 49-28 over Syracuse.

- Tech has made 76.7 percent of its free throws (178-of-232) in its last 10 games, and is 64-of-77 (83.1 percent) over its last four games.

- Tech has used at least nine players in 27 of its 31 games this season. Only eight Jackets saw the floor against Miami, FSU and Wake Forest in the latter part of the regular

## A Make-or-Miss Game

*Georgia Tech's offensive rankings vs. the ACC last 7+ seasons (ACC regular season games only)*

Year	PPG	FG Pct.	3pt FG Pct.
2023-24	70.2 (12)	.427 (13)	.349 (7)
2022-23	66.8 (13)	.413 (15)	.341 (9)
2021-22	66.0 (12)	.428 (10)	.325 (11)
2020-21	71.8 (6)	.482 (2)	.360 (3)
2019-20	69.9 (9)	.462 (2)	.341 (6)
2018-19	60.7 (15)	.426 (8)	.306 (12)
2017-18	63.6 (14)	.419 (12)	.312 (15)
2016-17	65.1 (14)	.434 (14)	.309 (15)

season, and at Hawai'i on Dec. 22.

- Tech's bench was out-scored for the first time in 11 games as Virginia edged the Jackets, 20-18. Tech ranks No. 2 in the ACC and No. 87 nationally in bench scoring (23.0 points per game). Tech's reserves have scored 20 or more points in 11 of its last 14 games, and out-scored the opponent in 14 of 20 ACC games.

- **Miles Kelly** and **Kowacie Reeves, Jr.**, remain the only Tech players to start every game this season.

- **Kyle Sturdivant** and **Deebo Coleman** have not started a game this year, but have been on the floor for 20 and 18, respectively, of Tech's games at the finish.

- Tech's point guard tandem of **Naithan George** and **Kyle Sturdivant** has averaged 7.0 assists per game combined, 7.9 per game in ACC play. Both players rank among the nation's top 70 players in assist rate (assists divided by the field goals made by the player's teammates while he is on the court) according to KenPom.com.

- Seven Tech players have scored at least 20 points in a game this season - **Naithan George**, **Kyle Sturdivant**, **Deebo Coleman**, **Tafara Gapare**, **Kowacie Reeves, Jr.**, **Baye Ndongo** and **Miles Kelly**. It is only the second time that as many as seven different Yellow Jackets have scored 20-plus in a game during a season (2007-08).

## Player Highlights

- **Baye Ndongo** was Tech's only double-figure scorer in the Virginia game with 21 points, tying for game-high honors and one shy of his career high of 22 at Hawai'i on Dec. 22. It matched his season high against an ACC team (he had 21 vs. Duke on Dec. 2).

- **Ndongo** has six double-doubles this season and has come up one rebound shy in four others, including Saturday at Virginia, where he took a game-high nine boards.

- **Ndongo** is one of two freshmen in the nation (JT Toppin of New Mexico is the other) to average at least 12.0 points, 8.3 rebounds, 1.1 blocks and hit 56.2 percent from the floor.

- Point guards **Naithan George** and **Kyle Sturdivant** each scored eight points and combined for nine assists against three turnovers. Sturdivant had no turnovers, his eighth game of zero this year.

- Tech's leading scorer **Miles Kelly** was held without a point at Virginia, the third time this season he has failed to score. He has 1,049 career points and needs seven to take over 43rd place from Ben Lammers (1,055).

- **Naithan George** has averaged 13 points and connected on 16-of-31 field goals in Tech's last three games. He scored 15 and 16 points, respectively, in Tech's last two wins over Florida State and Wake Forest. He has nine double-digit games against ACC teams this season, 11 in all games.

- **George** ranks No. 2 in the ACC in assist average (5.0 per game) and No. 3 in assist-turnover ratio (2.38-1) in conference games. He ranks fourth among freshmen nationally in assist rate, according to KenPom.com.

- **Tafara Gapare** has averaged 8.2 points and 6.5

# TECH NOTEBOOK

## Tech Highs and Lows Under Damon Stoudamire

Longest winning streak:	4 games (2023-24)
Longest ACC winning streak:	3 games (2023-24)
Longest ACC home winning streak:	1 game (2023-24)
Longest losing streak:	5 games (2023-24)
Longest ACC losing streak:	4 games (2023-24)
Most points scored in a game:	93 vs. Clemson, 1/16/2024
Most points scored in a game (regulation):	88 vs. Howard, 1/9/2023
Most points scored - ACC game:	93 vs. Clemson, 1/16/2024
Fewest points scored in a game:	51 vs. Wake Forest, 2/6/2024
Fewest points scored - ACC game:	51 vs. Wake Forest, 2/6/2024
Most points allowed in a game:	95 vs. Boston College, 1/6/2024
Most points allowed in a game (regulation):	95 vs. Boston College, 1/6/2024
Most points allowed - ACC game:	95 vs. Boston College, 1/6/2024
Fewest points allowed in a game:	49 vs. Alabama A&M, 12/9/2023
Fewest points allowed - ACC game:	58 at Notre Dame, 2/14/2023
Largest margin of victory:	22 vs. Georgia Southern (84-62), 11/6/2023
Largest margin of victory - ACC game:	9 vs. Florida State (85-76), 3/2/2024
Largest margin of victory - road game:	5 at Hawaii (73-68), 12/22/23
Largest margin of victory - ACC road game:	3 at Clemson (93-90), 1/16/2024
Largest losing margin:	35 at Cincinnati (89-54), 11/22/23
Largest losing margin at home:	29 vs. Wake Forest (80-51), 2/6/2024
Largest losing margin - ACC game:	29 vs. Wake Forest (80-51), 2/6/2024
Most points allowed in a win:	90 vs. Clemson, 1/16/2024
Most points allowed in a loss:	87 vs. Boston College, 1/6/2024
Fewest points scored in a win:	65 vs. Syracuse, 2/17/2024
Fewest points allowed in a loss:	58 vs. Notre Dame, 2/14/2024
Largest lead:	30 points vs. Alabama A&M (2nd half), 12/9/2023
Largest deficit:	41 points vs. Cincinnati (2nd half), 11/22/2023
Largest deficit overcome to win a game:	14 points vs. Howard (2nd half-16:55), 11/9/2023
Largest 2nd-half deficit overcome to win a game:	14 points vs. Howard (16:55), 11/9/2023
Largest deficit overcome to win a road game:	11 points (2nd half 13:14) vs. Massachusetts, 12/21/23
Largest lead given up in a loss:	16 points vs. Boston College (2nd half-19:36), 1/6/2024
Largest 2nd-half lead given up in a loss:	16 points vs. Boston College (2nd half-19:36, 1/6/2024)
Highest FG pct.:	54.5 (30-55) at Duke, 1/13/2024
Highest FG pct. - ACC game:	54.5 (30-55) at Duke, 1/13/2024
Lowest FG pct.:	28.5 (17-60) vs. Wake Forest, 2/6/2024
Lowest FG pct. - ACC game:	28.5 (17-60) vs. Wake Forest, 2/6/2024
Highest 3-pt pct.:	55.0 (11-20) at Duke, 1/13/2024
Highest 3-pt pct. - ACC game:	55.0 (11-20) at Duke, 1/13/2024
Most 3-pt FG:	15 at Clemson, 1/16/2024
Most 3-pt FG - ACC game:	15 at Clemson, 1/16/2024
Lowest 3-pt pct.:	12.5 (3-24) vs. Wake Forest, 2/6/2024
Lowest 3-pt pct. - ACC game:	12.5 (3-24) vs. Wake Forest, 2/6/2024
Highest FG pct. allowed:	55.6 (35-63) vs. Boston College, 1/6/2024
Highest FG pct. allowed - ACC game:	55.6 (35-63) vs. Boston College, 1/6/2024
Lowest FG pct. allowed:	27.6 (16-58) vs. Alabama A&M, 12/9/2023
Lowest FG pct. allowed - ACC game:	31.6 (18-57) at Notre Dame, 2/14/2024
Highest 3-pt pct. allowed:	48.3 (14-29) vs. Clemson, 2/21/2024
Highest 3-pt pct. allowed - ACC game:	48.3 (14-29) vs. Clemson, 2/21/2024
Lowest 3-pt pct. allowed:	10.0 (2-20) vs. Alabama A&M, 12/9/2023
Lowest 3-pt pct. allowed - ACC game:	14.3 (3-21) at Clemson, 1/16/2024
Highest FT pct.:	90.5 (19-21) vs. Clemson, 2/21/2024
Highest FT pct. - ACC game:	90.5 (19-21) vs. Clemson, 2/21/2024
Lowest FT pct.:	42.9 (3-7) vs. Notre Dame, 1/9/2024
Most free throws made:	19 vs. Clemson, 2/21/2024
Most free throws attempted:	27 vs. Georgia Southern, 11/6/2023, and Howard, 11/9/2023
Fewest free throws made:	2 at Wake Forest, 3/5/2024
Most assists:	25 vs. Penn State, 12/16/2023
Most assists - ACC game:	22 at Miami, 2/24/2024
Fewest assists:	6 vs. Clemson, 2/21/2024
Most turnovers:	21 vs. Massachusetts, 12/21/2023
Fewest turnovers:	5 at Virginia Tech, 1/27/2024
Most blocked shots:	10 at Cincinnati, 11/22/2023
Most steals:	10 vs. Georgia Southern, 11/6/2023; Notre Dame, 1/9/2024

rebounds in his last six games, reaching double digits in points three times and 10 rebounds in one (Florida State). He also has 10 assists and eight blocked shots across those five games.

- **Gapare** has started Tech's last eight games and played more than 20 minutes in six of them, including a career-high 29:59 against Florida State.

- **Gapare** has blocked at least one shot in eight straight games, and he has a team-high 33 for the season and 20 in 19 ACC games despite averaging only 18.6 minutes per game.

- **Kyle Sturdivant** is 29-for-32 from the free throw line (90.6 percent) over Tech's last 15 games, 12-of-13 in Tech's last five games. He leads the Jackets at 87.5 percent from the line this season, 88.6 percent (35-of-39) in ACC play.

- A freshman has led Tech in scoring 12 times this season. **Baye Ndongo** led the Jackets in points in eight games this season, Naithan George in three, Ibrahima Sacko in one.

- Freshman **Baye Ndongo** ranks No. 3 nationally among freshmen in rebound average (8.3 per game) and No. 2 in field goal percentage (56.2).

- **Kowacie Reeves, Jr.**, who spent two seasons at Florida before transferring from Tech, has established career highs in every statistical category except free throws.

- **Deebo Coleman** has just 10 turnovers this season in 509 minutes (four in 248 ACC minutes), and has had 18 turnover-free games. His turnover rate ranks No. 36 in the nation, and is the fourth-best of any player in the ACC (according to KenPom.com).

## Close But (Sometimes) A Cigar

Georgia Tech has played well enough to knock off the top three teams in the Atlantic Coast Conference in the NCAA's NET rankings, and well enough to build significant leads in seven of its 12 losses, games which were decided by single digits.

But the Yellow Jackets were not able to sustain the same level of play in those games, with a combination of cold shooting and turnovers leading to extended scoring runs by the opponent.

At the same time, Tech's seven ACC wins have been earned by a total of 27 points.

Opponent	Big Lead	Final
Boston College	16 at 19:36-2nd half	Lost, 95-87
Notre Dame	7 at 4:54-1st half	Lost 75-68 (ot)
at Duke	10 at 14:35-2nd half	Lost 84-79
Virginia	11 at 9:51-1st half	Lost 75-66
Pittsburgh	6 at 12:54-2nd half	Lost 72-64
at NC State	6 at 17:47-2nd half	Lost 82-76
Louisville	9 at 9:29-2nd half	Lost 79-67
at Notre Dame	5 at 13:37-2nd half	Lost 58-55

## Baye One, Get One

Leading Georgia Tech in rebounding and No. 2 in scoring in ACC games, **Baye Ndongo** is putting together the finest season for a freshman since Josh Okogie in 2016-17.

The 6-9 forward is averaging 12.6 points and 7.7 rebounds in conference play this season, 12.0 points and 8.3 rebounds overall. He has connected on 55.4 percent of his field goals vs. ACC teams, 56.2 percent in all games.

**Ndongo ranks No. 4 among freshmen in the ACC in scoring, leads in rebound average, field goal percentage and blocked shots.**

He ranks No. 2 among the nation's freshmen in field goal percentage, and No. 3 in rebound average, and is one of only two freshmen in Division I to average at least 12 points, 8.3 rebounds, 1.1 blocks and hit 56 percent of his field goal tries.

Only two freshmen in Tech history, Chris Bosh in 2002-03 and Derrick Favors in 2009-10 have exceeded Ndongo's numbers in scoring rebounding, blocks and field goal percentage.

Ndongo has led the Jackets in scoring in nine games, and in rebounds a team-high 17 games. He has done this despite missing much of pre-season practice with a broken hand, and

## Offense/Defense Last 8 Years

Source: KenPom.com (Nat'l rank in parentheses)

Year	Tempo	Off. Eff.	Def. Eff.
2023-24	67.6 (185)	108.6 (140)	104.5 (138)
2022-23	66.6 (212)	104.4 (182)	103.9 (149)
2021-22	68.0 (117)	100.4 (225)	99.2 (110)
2020-21	67.3 (223)	113.7 (22)	96.2 (68)
2019-20	70.0 (88)	103.0 (171)	91.8 (16)
2018-19	66.8 (225)	101.7 (228)	96.5 (43)
2017-18	66.1 (227)	103.6 (197)	98.7 (61)
2016-17	68.2 (179)	100.0 (259)	91.0 (6)

he played only five minutes against North Carolina after being injured early.

## NDONGO vs. OTHER NOTABLE FRESHMAN FORWARDS

Player	PPG	RPG	BPG	FG%
Tom Hammonds (1985-86)	12.2	6.4	0.3	.609
Malcolm Mackey (1989-90)	7.3	7.5	1.2	.562
James Forrest (1991-92)	13.3	6.4	0.5	.509
Matt Harpring (1995-96)	12.1	6.2	0.3	.484
Chris Bosh (2002-03)	15.6	9.0	2.2	.560
Thaddeus Young (2006-07)	14.4	4.9	0.4	.478
Derrick Favors (2009-10)	12.4	8.4	2.1	.611
Baye Ndongo (2023-24)	12.0	8.3	1.1	.562

## Three Times a Rookie (of the week)

Freshman **Baye Ndongo** missed the first three games of the season with an injury, but has made the most of his time on the court since, winning the Atlantic Coast Conference's Rookie of the Week honor three times in four weeks in December and continuing to be one of the top rookies in the ACC.

He is the first Tech freshman to win the honor three times in a season since current Phoenix Suns guard **Josh Okogie** did so in the 2016-17 season.

Most recently, he was named after earning all-tournament honors and leading the Yellow Jackets to a runner-up finish at the Diamond Head Classic in Honolulu, Hawaii. There in three games, he averaged 18.0 points and 9.3 rebounds, hitting 23-of-26 from the floor and 8-of-9 from the foul line.

He won the honor for the second time after scoring 12 points with 19 rebounds, leading the Jackets to an 82-81 OT win over Penn State on Dec. 16 at Madison Square Garden.

The first honor came Dec. 4 after he helped Tech score back-to-back victories over ranked teams - No. 7 Duke and No. 21 Mississippi State. He had a breakout game against the Blue Devils, scoring 21 points with five rebounds, four blocked shots and two assists. He went 9-of-11 from the floor.

## He Can See for Miles

After testing the waters ahead of the NBA draft last spring, **Miles Kelly** returned to Georgia Tech with an expanded game, maintaining his high-level scoring while attacking the basket more, getting to the free throw line, and improving as a rebounder.

The 6-6 junior's scoring average is slightly ahead of last season. He has scored more points from the free throw line (74-to-53) than he did all of 2022-23, and his rebound average is up more than two per game (5.6 per game compared to 3.4). He averages just under two assists per game, compared to less than one per game his first two years.

His overall shooting percentages are down this season, but his norms in ACC games are comparable with his overall averages in 2022-23 (40.9 pct. FG, 38.5 pct. 3-point FG).

Kelly has scored 20 or more points in eight games this season, including a career-best 36 at Louisville, and he has recorded five double-doubles in points and rebounds.

The Stone Mountain, Ga., native also has become

## TECH NOTEBOOK

## The Last Time a Jacket...

## Scored 30 or more points:

Miles Kelly, 36 at Louisville, 2/10/2024

## Led Tech in scoring off the bench:

Kyle Sturdivant, 20 vs. Florida State, 3/2/2024

## Grabbed 15 or more rebounds:

Baye Ndongo, 19 vs. Penn State, 12/16/2023

## Had 10 or more assists:

Naithan George, 11 vs. Notre Dame, 1/9/2024

## Had a point/assist double-double:

Kyle Sturdivant (11 pts/10 ast) vs. Syracuse, 2/25/2023

## Had a point/rebound double-double:

Baye Ndongo (16/10) and Miles Kelly (16/10 rebs) vs. Syracuse, 2/17/2024

## Had a triple-double:

Ja'von Franklin, 14 pts/15 reb/10 ast at Syracuse, 2/28/2023

## Played 40 minutes in regulation:

Lance Terry, Ja'von Franklin vs. Florida State, 3/7/2023

## Played every minute of an overtime game:

Jose Alvarado (45 minutes/1 OT) vs. Duke, 3/2/2021

## Played every minute of a multiple-OT game:

Matt Harpring (50 minutes/2 OT) vs. North Carolina, 2/9/1998

## The Last Time the Jackets...

## Scored 100 or more points:

vs. Clayton State (103-53) on 1/23/2022

## Scored 100 or more points in regulation:

vs. Clayton State (103-53) on 1/23/2022

## Scored 100 or more points in consecutive games:

vs. Jackson State (100-70) on 11/13/2006, Georgia State (103-74) on 11/16/2006

## Scored 100 or more points twice in one season:

vs. Cornell (116-81), 11/13/2015, Green Bay (107-77) on 11/19/2015

## Allowed 100 or more points:

vs. Georgia State (120-123) on 11/25/2020

## Allowed 100 or more points in regulation:

vs. Duke (110-57) on 1/4/2017

## Shot 60 percent or better:

.607 (34-56) at Georgia, 11/19/2021

## Failed to make a three-point basket:

0-for-12 vs. Virginia, 1/22/2015

## Did not allow a three-point basket:

0-for-11 vs. Pittsburgh, 3/5/2016

## Failed to make a free throw:

0-for-3 vs. Pittsburgh, 1/14/2023

## Grabbed 50 or more rebounds:

55 vs. Florida State, 3/2/2024

## Multiple players had a double-double:

Baye Ndongo (16 pts/11 reb) and Miles Kelly (16/10 rebs) vs. Syracuse, 2/17/2024

## Multiple players had 10 or more rebounds:

Baye Ndongo (14), Tyshaun Claude (10) and Tafara Gapare (10) vs. Florida State, 3/2/2024

## Had 25 or more assists:

25 vs. Penn State, 12/16/2023

## Blocked 10 or more shots:

10 at Cincinnati, 11/22/2023

## Had 15 or more steals:

15 vs. Florida State, 3/13/2021

## Had fewer than 10 turnovers:

9 vs. Clemson, 2/21/2024

## Had 5 or more players in double-figures in points:

Naithan George (20), Kyle Sturdivant (18), Kowace Reeves, Jr. (14), Baye Ndongo (11), at Clemson, 1/6/2024

## Had 6 players in double-figures in points:

Tristan Maxwell (18), Jalon Moore (15), Kyle Sturdivant (13), Lance Terry (13), Rodney Howard (11), Miles Kelly (10) vs. Alabama State, 12/17/2022

## Had two or more players score 20 points:

Miles Kelly (30), Lance Terry (24), Kyle Sturdivant (20) vs. Syracuse, 2/28/2023

## Had three or more players score 20 points:

Miles Kelly (30), Lance Terry (24), Kyle Sturdivant (20) at Syracuse, 2/28/2023

## Had no player score 10+ points:

Virginia (57-28 loss), 1/22/2015

## Allowed no player to score 10+ points:

Hawaii (73-40 win), 12/25/2019

## Had no player play 30 minutes:

vs. Massachusetts (73-70 win), 12/21/2023

## Won by 30 or more points:

Alabama State (96-60), 12/17/2022

## Won by 40 or more points:

Kentucky State (98-50), 1/30/2010

## Won by 50 or more points:

Clayton State (103-53), 1/23/2021

## Lost by 30 or more points:

at Cincinnati (89-54), 11/22/2023

## Played an overtime game:

at Clemson (won 93-90), 1/16/2024

## Defeated a Top 10 team:

#3/3 North Carolina (74-73) 1/30/2024

## Defeated a Top 25 team:

#3/3 North Carolina (74-73) 1/30/2024

## Defeated a Top 10 team on the road:

#7/7 Syracuse (67-62), 3/4/2014

## Defeated a Top 25 team on the road:

#16/15 Virginia Tech (69-53), 2/23/2021

## Had a game postponed (subsequently rescheduled and played):

Syracuse, 12/29/2021 (COVID), played on 2/21/2022

## Had a game cancelled:

Alabama A&amp;M, 12/23/2021 (COVID)

Georgia Tech's 48th player to score 1,000 points, reaching the milestone Feb. 21 against Clemson.

## Curious About George

Baye Ndongo is not the only freshman who has come up big for Georgia Tech this season. Naithan George, who signed with Tech barely a week before the start of fall semester and did not play in the Yellow Jackets' first three games, has become a dependable and sometimes clutch performer at point guard.

The 6-3 freshman made his debut off the bench Nov. 22 in a 34-point loss at Cincinnati before head coach Damon Stoudamire inserted him into the starting lineup, and he helped lift the Jackets to a 67-59 win over No. 21 Mississippi State and a 72-68 win over No. 7 Duke the next week.

George has remained in the starting lineup, ranking among the ACC top three in assists (4.6 per game, 5.0 in ACC games) and assist/turnover ratio (2.25-1 overall, 2.38-1 in conference games) while averaging 9.3 points a game.

He has reached double figures in points in nine of Tech's last 16 games, leading the Jackets in scoring in three of those (17 at Duke, 20 at Clemson, 15 vs. Virginia).

At Clemson on Jan. 16, George made two three-point field goals in the final 20 seconds of regulation, and made two more field goals in the final minute of the second overtime (10 of his 20 points). His driving layup over 6-11 Armando Bacot with seven seconds remaining lifted Tech victory over North Carolina.

## TECH'S FRESHMAN POINT GUARDS

Player (Season)	PPG	RPG	APG	FG%	3PT%	FT%
Naithan George (2023-24)	9.3	2.4	4.6	.410	.287	.676
Jose Alvarado (2017-18)	12.1	3.7	3.1	.448	.370	.802
Javaris Crittenton (2006-07)	14.4	3.7	5.8	.450	.356	.783
Jarrett Jack (2002-03)	9.5	3.5	6.0	.455	.283	.703
Tony Akins (1998-99)	11.3	3.7	4.8	.316	.288	.667
Stephon Marbury (1995-96)	18.9	3.1	4.6	.457	.370	.738
Travis Best (1991-92)	12.3	2.5	5.7	.449	.386	.735
Kenny Anderson (1989-90)	20.6	5.5	8.1	.515	.410	.733
Mark Price (1982-83)	20.3	3.8	3.3	.435	.440	.877

## TECH FRESHMEN WITH 100 ASSISTS IN A SEASON

Player (Season)	Games	Assists	Average
Naithan George (2023-24)	28	128	4.6
Iman Shumpert (2008-09)	31	154	4.9
Javaris Crittenton (2006-07)	32	184	5.8
Jarrett Jack (2002-03)	31	185	6.0
Tony Akins (1998-99)	31	148	4.8
Travis Spivey (1997-98)	33	143	4.3
Stephon Marbury (1995-96)	36	161	4.5
Drew Barry (1992-93)	30	164	5.5
Travis Best (1991-92)	35	198	5.7
Kenny Anderson (1989-90)	35	285	8.1
Dennis Scott (1987-88)	32	116	3.6

## Sturdivant Sturdy off the Bench

Senior point guard Kyle Sturdivant has transitioned from starting point guard at the end of last season to back up in his final season as a Yellow Jacket, and continues to provide steady play for the Yellow Jackets at the position.

The lone remaining player from the Yellow Jackets' 2021 ACC Championship team, Sturdivant is Tech's fifth-leading scorer at a career-best 8.8 points per game and has averaged 2.9 assists per game along with a 2.0-1 assist/turnover ratio and finished fourth in voting for the ACC's Sixth Man Award.

His shooting percentages from three-point range (39.4) and free throw line (87.5) are career highs.

The Norcross, Ga., native has 12 double-digit scoring games, including a career-high of 21 to lift the Jackets to a 73-70 win over UMass in the Diamond Head Classic.

Eight of those double-figure games have come in ACC games, where he has averaged 13.1 points in Tech's ACC wins, including a 20-point effort against Florida State on Senior Day. He also tallied 18 points in Tech's Jan. 30 win over No. 3 North Carolina and 17 in a Feb. 17 win over Syracuse.

Just as key in Tech's Jan. 16 win at Clemson, Sturdivant scored 15 of his 18 points in the second half and overtime, hitting 5-of-5 from the free throw line. He started Tech's rally from nine points down with under two minutes remaining by hitting three free throws after getting fouled on a three-point attempt.

Sturdivant is 12-for-13 from the foul line in Tech's last three games, and he made 4-for-4 in the final 40 seconds of the Jackets' Feb. 24 win at Miami.

Seven of Sturdivant's nine highest scoring games of his career have all come away from home:

- 21 vs. UMass (Diamond Head Classic), 12/21/2023
- 20 at Syracuse, 2/28/2023
- 18 at Clemson, 1/16/2024
- 18 at Notre Dame, 1/10/2023
- 17 at Louisville, 2/1/2023
- 16 at Pittsburgh, 2/21/2024
- 16 vs. Pittsburgh (ACC Tournament), 3/8/2024

## Tech All-Time vs. the ACC

Opponent	Overall	in ACC	Tourney	In McCamish Pavilion	In Opponent Current Venue	Current Streak
Boston College	19-13	15-12	1-3	4-2	6-6	Lost 1
Clemson	68-77	40-54	4-1	6-5	10-42	Won 1
Duke	25-78	21-66	3-7	2-5	5-39	Lost 1
Florida State	34-46	24-32	2-2	4-3	8-19	Won 1
Louisville	15-27	2-11	0-1	2-4	0-6	Loss 1
Miami	14-16	12-15	1-1	3-4	5-7	Won 2
North Carolina	28-72	26-58	5-4	3-5	5-27	Won 1
NC State	44-61	36-47	3-3	2-5	7-13	Lost 4
Notre Dame	13-17	7-15	0-1	7-4	1-11	Lost 2
Pittsburgh	12-9	7-9	0-2	5-3	2-4	Lost 4
Syracuse	9-9	7-8	--	4-3	3-5	Won 2
Virginia	40-49	38-48	5-5	2-6	1-11	Lost 12
Virginia Tech	9-23	7-19	1-3	3-5	2-12	Lost 1
Wake Forest	47-43	46-41	0-4	6-2	11-21	Won 1



# TECH NOTEBOOK

## Tech in the NBA / G League

Player (years at Tech)	Team
Jose Alvarado (2017-21)	New Orleans Pelicans
James Banks III (2018-20)	Maine Celtics (G League)
Michael Devoe (2018-22)	Memphis Hustle (G League)
Derrick Favors (2009-10)	Windy City Bulls (G League)
Josh Okogie (2016-18)	Phoenix Suns
Thaddeus Young (2006-07)	Phoenix Suns

## Tech Alumni Elsewhere

Player (years at Tech)	Current/Most Recent Team
Brandon Alston (2017-19)	Batumi (Georgian Superleague)
Alade Aminu (2005-09)	Gigantes de Carolina (Puerto Rican BSN)
Demarco Cox (2014-15)	Quimper (France)
Mouhammad Faye (2006-08)	Promithias (Greece)
Ja'von Franklin (2022-23)	Borac CA (Serbia)
Marcus Georges-Hunt (2012-16)	Kuwait (Kuwait DI)
Trae Golden (2013-14)	Beijing (China)
Abdoulaye Gueye (2014-19)	Sigortam (Turkish BTL)
Josh Heath (2014-17)	Spirou Basket Charleroi (Belgium)
Ben Lammers (2014-18)	Gran Canaria (Spain)
Gani Lawal (2007-10)	Plateros de Fresnillo (Mexico LNBP)
Daniel Miller (2009-14)	Levanga Hokkaido Sapporo (Japan)
Charles Mitchell (2014-16)	Obera (Argentinian La Liga)
Khalid Moore (2018-22)	GS Lavrio AC (Greece)
Zachery Peacock (2006-10)	FOS Provence (France)
Shembari Phillips (2018-20)	Baskets Koblenz (Germany)
Glen Rice, Jr. (2009-12)	Power (Big3)
Robert Sampson (2013-15)	Nhatrang Dolphins (Vietnam)
Avi Schafer (2017-19)	Mikawa Sea Horses (Japan)
Adam Smith (2015-16)	Surne Bilbao Basket (Spain)
Jordan Usher (2019-22)	Perth Wildcats (Australia)
James White (2015-16)	Mauricio Baez (Dominican Republic)
Moses Wright (2017-21)	Shanxi Loongs (China)

## Former Tech Players in Coaching

Player (years at Tech)	Current Position
Kenny Anderson (1989-91)	Fisk University HC
Ty Anderson (2006-09)	Wofford AC
Rod Balaris (1990-94)	Howard AC
Anthony Byrd (1981-84)	Knightdale (N.C.) HS HC
Shaun Fein (1999-2001)	Los Angeles Clippers AC
Jarrett Jack (2002-05)	Detroit Pistons AC
Winston Neal (1999-01)	Columbia State (Tenn.) HC
Fred Vinson (1992-94)	New Orleans Pelicans AC
Mfon Udofia (2009-13)	Long Island Nets (G League) HC

## Former Tech Coaches in Coaching

Coach (years at Tech)	Current Position
Amir Abdur-Rahim (2011-12)	South Florida HC
Sherman Dillard (1988-94)	Iowa AC
Chad Dollar (2011-16)	Cincinnati AHC
Brian Eskildsen (2022-23)	UC Santa Barbara AC
Bruce Evans (2012-16)	North Florida AC
Tavaras Hardy (2016-18)	Loyola-Maryland HC
Paul Hewitt (2000-11)	Ontario (G League) HC
Chris Kreider (2007-09)	SMU AC
Darryl LaBarrie (2010-11, 2016-18)	Tulane AC
Robert McCullum (2010-11)	Florida A&M HC
Mamadou N'Diaye (2014-16)	Central Florida AC
Billy Schmidt (2011-14)	Chicago Bulls AC
Cliff Warren (2000-05)	SMU AC
Anthony Wilkins (2018-23)	Vanderbilt AC
Charlton Young (2005-09)	Missouri AC

## Show Me The Way (cie)

After a five-star prep career and two seasons as a solid member of the roster at Florida, Kowacie Reeves, Jr., has blossomed as a key member of his new team at Georgia Tech.

The 6-7 guard from Macon, Ga., about 70 miles south of Atlanta, has started every game for the Yellow Jackets this season (he started 17 in two seasons at Florida) and averaged 30 minutes a game, twice his court time with the Gators.

Reeves has significantly improved his career scoring average both in all games and conference games and has markedly improved his shooting percentages from the floor.

### REEVES IN ALL GAMES

Years	PPG	RPG	FG%	3FG%	FT%
Career at UF	7.0	2.1	.377	.292	.724
At GT	10.0	4.1	.414	.386	.840

### REEVES IN CONFERENCE GAMES

Years	PPG	RPG	FG%	3FG%	FT%
Career at UF	6.3	1.7	.352	.252	.754
At GT	9.2	3.7	.407	.413	.813

## Jackets Runner-up in Hawai'i

Georgia Tech came up short in its bid to win an in-season tournament for the first time in 20 years, falling by a 72-64 score against Nevada in the championship game of the Diamond Head Classic in Honolulu, Hawai'i.

The loss snapped a four-game winning streak for Tech, which defeated Massachusetts, 73-70, in the quarterfinals and Hawai'i, 73-68, in the semifinals of the tournament.

Freshman **Baye Ndongo** was voted to the all-tournament team after averaging 18.0 points and 9.3 rebounds over the three games. The 6-9 forward hit 23-of-26 field goal attempts and 8-of-9 free throws.

Senior **Kyle Sturdivant** scored a career-high 21 points to lead the Jackets against UMass, helping Tech erase an 11-point second-half deficit to get the win.

Against Hawai'i, Ndongo posted his second double-double of the season with 22 points and 12 rebounds. Tech led the game by as many as 21 points in the second half, then saw it completely evaporate before holding on in the last four minutes.

Ndongo scored 20 points with eight rebounds in the final against Nevada. Tech trailed nearly the entire game, rallying to within a single point twice in the final minutes before the Wolf Pack prevailed behind 30 points from Kenan Blackshear.

## Three Wins Over Top-25 Teams

For the first time since its ACC Championship season of 2020-21, Georgia Tech has defeated three top-25 teams in the same season - No. 21 Mississippi State, No. 7 Duke and No. 3 North Carolina. Tech has a 3-1 record in games vs. top-25 teams, with the one loss coming in a close game at No. 7 Duke (84-79) in January.

Tech was 5-4 against top-25 teams in 2020-21.

The Yellow Jackets handed North Carolina their first ACC loss this season after a 9-0 start with a 74-73 win on Jan. 30 at McCamish Pavilion. It was Tech's first win over a team ranked in the top-3 since it downed the third-ranked Tar Heels in the semifinals of the 2005 ACC Tournament. It was the Jackets' first win over a top-3 team in the regular season since a March 3, 2004 win at No. 3 Duke, and its first win over a top-3 team at home since an 89-69 win over No. 1 North Carolina on Jan. 12, 1994.

Tech toppled two top-25 teams in the same week before Christmas, first holding No. 21 Mississippi State to a season low in points in a 67-59 victory on Nov. 28. They followed that win by defeating No. 7 Duke, 72-68, on Dec. 2 to open its Atlantic Coast Conference schedule.

Tech won consecutive games against top-25 teams for the first time since the 2020-21 season - Feb. 23 at No. 16

## Career Games With ...

Led Tech in Points	2023-24	Career
Deebo Coleman	1	5
Tafara Gapare	1	1
Naithan George	3	3
Miles Kelly	10	22
Baye Ndongo	9	9
Kowacie Reeves, Jr.	3	3
Ibrahima Sacko	1	1
Kyle Sturdivant	5	9
Lance Terry	-	5

Led Tech in Rebounds	2023-24	Career
Tyzhaun Claude	5	5
Tafara Gapare	2	2
Miles Kelly	5	5
Baye Ndongo	17	17
Kowacie Reeves, Jr.	4	4
Ibrahima Sacko	1	1

Double-Figure Points	2023-24	Career
Amaree Abram	-	8
Tyzhaun Claude	3	46
Deebo Coleman	4	25
Ebenezer Dowuona	-	3
Tafara Gapare	4	4
Naithan George	11	11
Miles Kelly	24	52
Carter Murphy	-	13
Baye Ndongo	18	18
Kowacie Reeves, Jr.	13	32
Ibrahima Sacko	1	1
Kyle Sturdivant	12	38
Lance Terry	-	46

20-plus Points	2023-24	Career
Amaree Abram	-	2
Tyzhaun Claude	-	5
Deebo Coleman	1	2
Tafara Gapare	1	1
Naithan George	1	1
Miles Kelly	8	15
Baye Ndongo	4	4
Kowacie Reeves, Jr.	1	3
Kyle Sturdivant	2	3
Lance Terry	-	6

30-plus Points	2023-24	Career
Miles Kelly	2	2

10-plus Rebounds	2023-24	Career
Tyzhaun Claude	2	19
Tafara Gapare	1	1
Miles Kelly	4	4
Baye Ndongo	8	8
Kowacie Reeves, Jr.	1	1

Double-Doubles	2023-24	Career
Tyzhaun Claude	1	18
Miles Kelly	4	5
Baye Ndongo	5	5
Kyle Sturdivant	1	*2

\*includes one game points and assists

## Tech Among ACC Leaders

All Games	Player	#	Rank
Assist/TO ratio	Naithan George	2.25	5
Assists per game	Naithan George	4.6	3
Blocks per game	Tafara Gapare	1.18	10
	Baye Ndongo	1.11	12
Rebounds per game	Baye Ndongo	8.2	6
Off. reb. per game	Baye Ndongo	2.57	6
	Tyzhaun Claude	2.48	7
Def. reb. per game	Baye Ndongo	5.68	8
	Miles Kelly	4.61	17
Field goal pct.	Baye Ndongo	.562	2
3pt FG per game	Miles Kelly	2.19	13

## TECH NOTEBOOK

## McCamish Pavilion 411

**Name:** McCamish Pavilion (mc-KAM-ish), named for Atlanta insurance executive Hank McCamish who gave the lead gift for the facility

**Capacity:** approximately 8,600 (6935 court level, 1665 balcony level)

**Cost:** \$50 million

**Contractor:** Whiting-Turner

**Architect:** Populous

**Cremins Court:** the court remains named for the former Tech head coach

**Alexander Courtyard:** located at the Fowler Street entrance, honors the former Tech director of athletics and the history of the former Tech home arena named for him

**Grand entrance:** 10th and Fowler Streets, foyer includes graphic representations of retired jerseys and Tech's two Final Four appearances

**Other entrances:** West entrance off Fowler Street (students and media), East entrance from main arena parking (for club patrons)

**Features:** center-hung scoreboard and video boards, mezzanine fascia ribbon boards, theatrical lighting, primarily chairback seating, club area

## Facts and Dates

- 2,500 cubic yards of concrete removed
- 3,000 cubic yards of concrete installed
- 500 tons of new steel installed
- Over 1 mile of new railing installed
- 20,000 gallons of paint used
- 2,000 feet of new mechanical piping
- 2,500 feet of new ductwork
- \$4M in new audio-visual and scoreboards
- 50 TV's throughout the concourse and Callaway Club
- Farthest distance material traveled to site: 4,835 miles
- Shortest distance material traveled to site: 1 mile
- Number of Tech alumni involved in the project: over 100
- Number of days construction took: 520
- Number of 1950's old style Coke bottles found while installing the underground foundations: 11
- Number of new staircases: 13
- Number of new sports lights for the competition floor: Over 300
- 270-degree court view from concourse

**Groundbreaking:** May 5, 2011

**Opening:** October, 2012

**First public event:** Oct. 21, 2012 - Jacket Jam (men's and women's scrimmages)

**First men's game:** Nov. 9, 2012 vs. Tulane

**Head coaches:** Brian Gregory of Georgia Tech, Ed Conroy of Tulane

**Officiating crew:** Karl Hess, Gary Maxwell, Raymond Styons

**TV announce crew:** Tom Werme, Cory Alexander (ACC Network, syndicated over-the-air iteration)

**First Tech points:** Marcus Georges-Hunt (2 FT, 18:13, 1st half)

**First basket:** Tulane's Josh Davis (18:44, 1st half)

**Attendance:** 8,600 (sellout)

**First women's game:** Nov. 11, 2012 vs. Tennessee

*Tech played 55 seasons in Alexander Memorial Coliseum, compiling a record of 556-194 (.741). Miami was the last team to play Tech there, a game Tech won, and was the first ACC team to play in McCamish Pavilion, which Miami won. For the 2011-12 season, Tech played its home games at Philips Arena and the Arena at Gwinnett.*

Virginia Tech (69-53) and March 13 vs. No. 15 Florida State (80-75). The Yellow Jackets defeated No. 21 Mississippi State Tuesday night. The last time Tech played top-25 teams in back-to-back games and beat both was the 2016-17 season – Jan. 25 vs. No. 6 Florida State (78-56) and Jan. 28 vs. No. 14 Notre Dame (62-60).

## Jackets At-A-Glance

Georgia Tech returns four scholarship players from its 2022-23 team, each of who started the final 10 games of the season, which included seven victories. All of them are perimeter players and were four of the top five scorers from that team - 6-6 junior **Miles Kelly** (14.4 ppg), 6-2 senior **Lance Terry** (10.1 ppg), 6-6 junior **Deebo Coleman** (9.7 ppg) and 6-3 senior **Kyle Sturdivant** (9.5 ppg).

They form the nucleus of a squad to which head coach **Damon Stoudamire** added fa five-player transfer class ranked No. 17 in the nation by 247Sports, and four scholarship freshmen.

Five of the newcomers are guards and wings, including 6-4 sophomore **Amaree Abram** (8.0 ppg at Ole Miss), 6-9 sophomore **Tafara Gapare** (3.4 ppg at Massachusetts), 6-3 freshman **Naithan George** (Toronto, Canada), 6-7 junior **Kowacie Reeves** (8.5 ppg at Florida) and 6-6 freshman **Ibrahima Sacko** (Conakry, Guinea).

Stoudamire totally rebuilt the front court, which lost undersized, but productive 6-7 center **Ja'von Franklin**, by signing 6-7 graduate senior **Tyshaun Claude** (15.4 ppg, 8.6 rpg at Western Carolina) and 6-11 **Ebenezer Dowuona** (1.7 ppg, 1.9 rpg at NC State) out of the transfer portal and adding a pair of freshmen in 6-9 **Baye Ndongo** (Mboro, Senegal) and 6-9 **Ibrahim Souare** (Conakry, Guinea).

## General Storylines for 2023-24

• **109th season** - Georgia Tech is playing its 109th season of basketball in 2023-24, having compiled an all-time on-court record of 1,451-1,323 (22 wins and one loss from the 2016-17 and 2017-18 seasons were vacated by the NCAA Committee on Infractions).

• **Tech in the ACC** - Tech is playing its 45th season as a member of the Atlantic Coast Conference, having won the conference championship in 1985, 1990, 1993 and 2021. Prior to that, Tech competed in the Metro Conference for three seasons from 1975-78, was an independent from 1964-75, and was a member of the Southeastern Conference for 32 years from 1932-64, winning one title in 1938.

• Tech was projected to finish 13th in the ACC standings this season by a vote of the conference's official media panel, and wound up in a tie for 12th place. Tech has finished ahead of its media projection seven of the last eight seasons.

• Tech has a total of nine scholarship newcomers on its roster, five transfers who were judged the 17th best transfer class in the country by 247Sports, and four freshmen.

• **Kyle Sturdivant**, a transfer himself from USC prior to the 2020-21 season, is the elder statesman on the Tech roster, playing his fourth season. He is the lone player remaining from Tech's 2021 ACC Championship team.

## Stoudamire Begins New Chapter for Tech

**Damon Stoudamire**, well-known throughout the basketball world for his success as a player and coach at the collegiate and professional levels, was named the 15th head coach in Georgia Tech men's basketball history on March 13.

Stoudamire comes to Georgia Tech after most recently serving as an assistant coach of the Boston Celtics, who currently sit atop the NBA's Atlantic Division standings. He was with the Celtics for nearly two seasons (2021-22 and 2022-23), after a successful five-season stint as the head coach at Pacific (2016-21). At Pacific, he was named West Coast Conference Coach of the Year in 2020 after leading the Tigers to a 23-10 record in 2019-20, good for the program's best winning percentage

(.697) in 15 years, and a third-place finish in the powerful WCC (behind only national powers Gonzaga and St. Mary's). He also was named the recipient of the Ben Jobe Award, given to the nation's top minority head coach.

Stoudamire established himself as one of his generation's premier players when he was a three-time all-conference performer, the 1995 Pac 10 co-Player of the Year and a consensus first-team All-American at Arizona, where he played for four seasons from 1991-95. After helping lead the Wildcats to the Final Four as a junior in 1994, he capped his collegiate career by averaging 22.8 points per game, en route to the co-conference Player of the Year and consensus first-team All-America recognition in 1995. He was a finalist for 1995 Wooden Award (National Player of the Year).

At the conclusion of his Arizona career, Stoudamire was the Wildcats' all-time leader in 3-pointers made (272) and ranked second in points (1,849) and fourth in assists (663). He was the only player in Arizona history with two 40-point games.

His amateur career also included helping lead the United States to the gold medal in the 1993 World University Games (where he led the team in assists and steals despite being the youngest player on the roster) and the bronze at the 1994 Goodwill Games.

## ACC Opponents Set for 2024-25

New Atlantic Coast Conference members California and Stanford will visit McCamish Pavilion in the 2024-25 season, while the Yellow Jackets will travel to face SMU, the ACC announced Thursday as part of its conference-wide schedule model for next season accommodating the league's three new members.

Tech maintains its two permanent home-and-away partners, Clemson and Notre Dame, and also will take on Boston College home and away in Damon Stoudamire's second season as the Yellow Jackets' head coach.

Along with Cal and Stanford, Tech will host Duke, Louisville, Miami, NC State and Virginia Tech at McCamish Pavilion. The Yellow Jackets will travel to Florida State, North Carolina, Pittsburgh, Syracuse, Virginia and Wake Forest in addition to SMU.

The ACC's scheduling model for 2024-25 for all teams breaks down as follows:

- Each school will play two games, home and away, versus each of the school's two current partners (Cal/SMU/Stanford will be partners with each other).
- Each team plays one of the remaining 15 teams twice, both home and away.
- Each team will play the remaining 14 conference opponents once, seven at home only, the other seven away only.

## Tech Signees Nominated for McDonald's All-American Game

Georgia Tech recruits **Jaeden Mustaf** and **Cole Kirouac**, who both signed letters-of-intent to play for the Yellow Jackets in November, have been nominated to play in the McDonald's All-American Game.

Mustaf and Kirouac were on the list, released this week, of more than 700 boys and girls currently playing high school basketball. The top 48 players from that list will participate in an annual all-star games to be played in April at the Toyota Center in Houston.

Mustaf, a 6-4 combo guard whose father Jerrod starred at Maryland in the late 1980s, hails from Bowie, Md., but is attending Overtime Elite in Atlanta for his senior year after attending Carmel Christian Academy in North Carolina last year. Kirouac, a rapidly developing 6-11 big man, is from Cumming, Ga., and attended North Forsyth High School before enrolling at Brewster Academy in Wolfeboro, N.H., for his senior year.

Mustaf is ranked No. 51 overall in the 247Sports composite ranking, and No. 7 at his position. He earned all-state honors last season at Carmel Christian School, leading the



# TECH NOTEBOOK

Cougars to a 28-4 record and a berth in the state championship game. He averaged 15.9 points, 5.8 rebounds and 3.8 assists. He began his prep career at legendary DeMatha Catholic High School in Hyattsville, Md., where his father attended. There, he averaged 8.5 points, 3.8 rebounds and 2.3 assists as a sophomore. He also enjoyed a standout summer on the Nike EYBL Circuit in 2023 and was named MVP of the 2022 adidas 3SSB 17U Championship.

Ranked No. 30 among centers and No. 181 overall in the 247Sports composite ranking, Kirouac attended North Forsyth High School in Cumming, where he was named honorable mention all-state and also to the 6A Region 8 all-region team for his play throughout the 2022-23 season. Kirouac made the 6A Region 8 all-tournament team for his performance in the postseason, and was selected to play in the Georgia Athletic Coaches Association all-star game after the season. For the 2022-23 season, he averaged 14 points, 10 rebounds and two blocked shots per game. He played AAU ball for the Atlanta Xpress, and finished fifth in rebounding on the UA Next Circuit in 2023 (8.2 rpg).

## Three Tech Alumni on NBA Rosters

Since 1982, Georgia Tech has produced 19 first-round NBA draft picks and 46 draft picks overall. A total of 42 Georgia Tech alumni have played in the NBA.

Three former Georgia Tech players played the 2022-23 season in the NBA - **Jose Alvarado** in his second season with the New Orleans Pelicans, **Josh Okogie** in his second season with the Phoenix Suns after playing four years in Minnesota, and **Thaddeus Young**, a 17-year NBA veteran in his second full season with the Toronto Raptors.

**Derrick Favors**, a 12-year NBA veteran who found himself a free agent at the beginning of the 2022-23 season, is on the roster of the Chicago Bulls' G League team.

Two other former Yellow Jackets played a full season in the G League in 2022-23 and are now with different G League teams - former center James Banks III with the Maine Celtics, and Michael Devoe with the Memphis Hustle.

Moses Wright, who was on the Dallas Mavericks roster in 2021-22, played in China last season and is now in Greece.

## Winning Starts at Home

Georgia Tech has compiled a 131-75 record at home in 13 seasons in McCamish Pavilion. Tech is 51-53 on its home court in ACC games, 38-30 over the past eight seasons.

Tech set a program record for wins at home (17) in 2016-17, including a 7-2 ACC record and two NIT victories.

McCamish Pavilion was essentially brand new when it opened for the 2012-13 season. The only physical elements of McCamish Pavilion that remain from the venerable Alexander Memorial Coliseum are the roof and the 32 steel ribs that support it.

The capacity of McCamish Pavilion is 8,600, including 1,665 seats in the new balcony level and 6,935 seats in the lower seating bowl. There are no suites, but there is a club area that seats 500. Alexander Memorial Coliseum seated 9,191 spectators in its final configuration.

The most impressive features of McCamish Pavilion are its grand entrance, which fronts 10th and Fowler Streets, the ability for patrons to view the court from the main concourse all the way around, and the theatrical lighting system, which concentrates light on the court while leaving the seating areas dark, modeled after the Staples Center in Los Angeles and Madison Square Garden in New York.

Prior to the opening of McCamish Pavilion, Tech played 55 seasons in Alexander Memorial Coliseum, compiling a record of 556-194 (.741). Miami was the last team to play Tech in Alexander Memorial Coliseum, a game Tech won, and was the first ACC team to play in McCamish Pavilion on Jan. 5, which Miami won. For the 2011-12 season, Tech played its home games at Philips Arena and the Arena at Gwinnett.

## Tech's NCAA Tournament History

Georgia Tech has played in the NCAA Tournament 17 times in its history. Sixteen of those appearances have occurred from 1985 to the present, 10 under Bobby Cremins and five under Paul Hewitt.

The most recent was 2021, when the Yellow Jackets won the ACC Championship and earned an automatic bid, then fell 71-60 to Loyola Chicago in the opening round of the Midwest Regional.

That ended an 11-year hiatus from the NCAA Tournament that dated back to 2010, when the Yellow Jackets defeated Oklahoma State in the first round before losing to Ohio State in the round of 32 of the Midwest Regional.

Tech has a record of 23-17 in NCAA Tournament play, highlighted by its 2004 trip to the NCAA title game as well as a Final Four berth in 1990. The Yellow Jackets have reached the NCAA Sweet 16 seven times (1960, 1985, 1986, 1990, 1992, 1996, 2004).

The 2004 and 2005 appearances were Tech's first back-to-back appearances since Bobby Cremins led the Institute to the Big Dance nine straight years from 1985-93.

Georgia Tech has won at least one game in 11 of its 17 previous NCAA Tournament appearances.

## Top Freshman Seasons (ppg)

Kenny Anderson** (1989-90)	20.6
Mark Price** (1982-83)	20.3
Stephon Marbury** (1995-96)	18.9
Dion Glover (1997-98)	18.4
Josh Okogie (2016-17)	16.1
Chris Bosh** (2002-03)	15.6
Dennis Scott** (1987-88)	15.5
Javaris Crittenton (2006-07)	14.4
Thaddeus Young (2006-07)	14.4
Bruce Dalrymple** (1983-84)	13.6
Glen Rice, Jr. (2010-11)	13.3
Derrick Favors** (2009-10)	12.4
Travis Best (1991-92)	12.3
Tom Hammonds** (1985-89)	12.2
Matt Harpring (1994-95)	12.1
<b>Baye Ndongo (2023-24)</b>	<b>12.0</b>
John Salley (1982-83)	11.5
Tony Akins (1998-99)	11.3
**ACC Rookie of the Year	

## Top Freshman Seasons (rpg)

Chris Bosh** (2002-03)	9.0
Derrick Favors** (2009-10)	8.4
<b>Baye Ndongo (2023-24)</b>	<b>8.3</b>
Jeremis Smith (2005-06)	8.2
Malcolm Mackey (1989-90)	7.5
Bruce Dalrymple** (1983-84)	6.9
Alvin Jones (1997-98)	6.7
Tom Hammonds** (1985-86)	6.4
James Forrest (1991-92)	6.4
Matt Harpring (1995-96)	6.2
Josh Okogie (2016-17)	6.2
**ACC Rookie of the Year	

## Top Freshman Seasons (apg)

Kenny Anderson** (1989-90)	8.14
Jarrett Jack (2002-03)	5.97
Javaris Crittenton (2006-07)	5.75
Travis Best (1991-92)	5.66
Drew Barry (1992-93)	5.47
Iman Shumpert (2008-09)	4.97
Tony Akins (1998-99)	4.77
<b>Naithan George (2023-24)</b>	<b>4.57</b>
Stephon Marbury** (1995-96)	4.47
Dennis Scott** (1987-88)	3.62
Mark Price** (1982-83)	3.25
Brian Oliver (1986-87)	3.17
Jose Alvarado (2017-18)	3.08
**ACC Rookie of the Year	

## ACC TOURNAMENT HISTORY

## All-Time Results

**1980 - Greensboro Coliseum, Greensboro, N.C.**  
#1 Maryland 51, #8 Georgia Tech 49 (ot)

**1981 - Capital Centre, Landover, Md.**  
#1 Virginia 76, #8 Georgia Tech 47

**1982 - Greensboro Coliseum, Greensboro, N.C.**  
#1 North Carolina 55, #8 Georgia Tech 39

**1983 - The Omni, Atlanta, Ga.**  
#6 Georgia Tech 64, #3 Maryland 58  
#2 Virginia 96, Georgia Tech 67

**1984 - Greensboro Coliseum, Greensboro, N.C.**  
#3 Duke 67, #6 Georgia Tech 63 (ot)

**1985 - The Omni, Atlanta, Ga. (Champions)**  
#1 Georgia Tech 55, #8 Virginia 48  
Georgia Tech 75, #4 Duke 64  
Georgia Tech 57, #2 North Carolina 54

**1986 - Greensboro Coliseum, Greensboro, N.C. (Runner-up)**  
#1 Georgia Tech 79, #8 Clemson 61  
Georgia Tech 64, #6 Maryland 62  
#1 Duke 68, Georgia Tech 67

**1987 - Capital Centre, Landover, Md.**  
#4 Virginia 55, #5 Georgia Tech 54

**1988 - Greensboro Coliseum, Greensboro, N.C.**  
#5 Maryland 84, #4 Georgia Tech 67

**1989 - The Omni, Atlanta, Ga.**  
#4 North Carolina 77, #5 Georgia Tech 62

**1990 - Charlotte Coliseum, Charlotte, N.C. (Champions)**  
#3 Georgia Tech 76, #6 NC State 67  
Georgia Tech 83, #2 Duke 72  
Georgia Tech 70, #5 Virginia 61

**1991 - Charlotte Coliseum, Charlotte, N.C.**  
#4 NC State 82, #5 Georgia Tech 68

**1992 - Charlotte Coliseum, Charlotte, N.C.**  
#4 Georgia Tech 68, #5 Virginia 56  
#1 Duke 89, Georgia Tech 76

**1993 - Charlotte Coliseum, Charlotte, N.C. (Champions)**  
#6 Georgia Tech 69, #3 Duke 66  
Georgia Tech 69, #7 Clemson 61  
Georgia Tech 77, #1 North Carolina 75

**1994 - Charlotte Coliseum, Charlotte, N.C.**  
#3 Wake Forest 74, #6 Georgia Tech 49

**1995 - Greensboro Coliseum, Greensboro, N.C.**  
#4 Virginia 77, #5 Georgia Tech 67

**1996 - Greensboro Coliseum, Greensboro, N.C. (Runner-up)**  
#1 Georgia Tech 88, # 9 NC State 73  
Georgia Tech 84, #5 Maryland 79  
#2 Wake Forest 75, Georgia Tech 74

**1997 - Greensboro Coliseum, Greensboro, N.C.**  
#8 NC State 60, #9 Georgia Tech 46

**1998 - Greensboro Coliseum, Greensboro, N.C.**  
#3 Maryland 83, #6 Georgia Tech 65

**1999 - Charlotte Coliseum, Charlotte, N.C.**  
#3 North Carolina 78, #6 Georgia Tech 49

**2000 - Charlotte Coliseum, Charlotte, N.C.**  
#7 Florida State 63, #8 Georgia Tech 62

**2001 - Georgia Dome, Atlanta, Ga.**  
#5 Georgia Tech 74, #4 Virginia 69  
#1 North Carolina 70, Georgia Tech 63

**2002 - Charlotte Coliseum, Charlotte, N.C.**  
#3 Wake Forest 92, #6 Georgia Tech 83

**2003 - Greensboro Coliseum, Greensboro, N.C.**  
#4 NC State 71, #5 Georgia Tech 65

**2004 - Greensboro Coliseum, Greensboro, N.C.**  
#4 Georgia Tech 83, #5 North Carolina 82  
#1 Duke 85, Georgia Tech 71

**2005 - MCI Center, Washington, D.C. (Runner-up)**  
#5 Georgia Tech 73, #4 Virginia Tech 54  
Georgia Tech 78, #1 North Carolina 75  
#3 Duke 69, Georgia Tech 64

**2006 - Greensboro Coliseum, Greensboro, N.C.**  
#6 Maryland 84, #11 Georgia Tech 62

**2007 - St. Pete Times Forum, Tampa, Fla.**  
#11 Wake Forest 114, #5 Georgia Tech 112 (2 ot)

**2008 - Bobcats Arena, Charlotte, N.C.**  
#7 Georgia Tech 94, #10 Virginia 76  
#2 Duke 82, Georgia Tech 70

**2009 - Georgia Dome, Atlanta, Ga.**  
#12 Georgia Tech 86, #5 Clemson 81  
#4 Florida State 64, Georgia Tech 62

**2010 - Greensboro Coliseum, Greensboro, N.C.**  
#7 Georgia Tech 62, #10 North Carolina 58  
#7 Georgia Tech 69, #2 Maryland 64  
#7 Georgia Tech 64, #11 NC State 59  
#1 Duke 65, #7 Georgia Tech 61

**2011 - Greensboro Coliseum, Greensboro, N.C.**  
#6 Virginia Tech 59, #11 Georgia Tech 43

**2012 - Philips Arena, Atlanta, Ga.**  
#6 Miami 54, #11 Georgia Tech 36

**2013 - Greensboro Coliseum, Greensboro, N.C.**  
#8 Boston College 84, #9 Georgia Tech 64

**2014 - Greensboro Coliseum, Greensboro, N.C.**  
#11 Georgia Tech 73, #14 Boston College 70 (ot)  
#6 Clemson 69, #11 Georgia Tech 65 (ot)

**2015 - Greensboro Coliseum, Greensboro, N.C.**  
#12 Boston College 66, #13 Georgia Tech 65

**2016 - Verizon Center, Washington, D.C.**  
#10 Georgia Tech 88, #7 Clemson 85 (ot)  
#2 Virginia 72, #10 Georgia Tech 52

**2017 - Barclays Center, Brooklyn, N.Y.**  
#14 Pittsburgh 61, #11 Georgia Tech 59

**2018 - Barclays Center, Brooklyn, N.Y.**  
#12 Boston College 87, #13 Georgia Tech 77

**2019 - Spectrum Center, Charlotte, N.C.**  
#15 Notre Dame 78, #10 Georgia Tech 71

**2020 - Greensboro Coliseum, Greensboro, N.C.**  
*Georgia Tech did not participate (NCAA postseason ban)*

**2021 - Greensboro Coliseum, Greensboro, N.C.**  
#4 Georgia Tech 70, #13 Miami 66 (quarterfinal)  
#4 Georgia Tech vs. #1 Virginia (semifinal, cancelled)  
#4 Georgia Tech 80, #2 Florida State 75 (championship)

**2022 - Barclays Center, Brooklyn, N.Y.**  
#11 Louisville 84, #14 Georgia Tech 74 (first round)

**2023 - Greensboro Coliseum, Greensboro, N.C.**  
#13 Georgia Tech 61, #12 Florida State 60 (first round)  
#5 Pittsburgh 89, #13 Georgia Tech 81 (second round)

## Annual Regular Season Finishes

Year	Record	Finish	Tourney Seed	*Projection
1980	1-13	8th	8th	8th
1981	0-14	8th	8th	8th
1982	3-11	8th	8th	8th
1983	4-10	6th	6th	8th
1984	6-8	t-5th	6th	6th
1985	9-5	t-1st	1st	3rd
1986	11-3	2nd	2nd	2nd
1987	7-7	5th	5th	2nd
1988	8-6	4th	4th	3rd
1989	8-6	5th	5th	3rd
1990	8-6	t-3rd	3rd	5th
1991	6-8	t-5th	5th	4th
1992	8-8	t-4th	4th	4th
1993	8-8	6th	6th	4th
1994	7-9	6th	6th	3rd
1995	8-8	5th	5th	6th
1996	13-3	1st	1st	6th
1997	3-13	9th	9th	6th
1998	6-10	6th	6th	9th
1999	6-10	t-5th	6th	7th
2000	5-11	8th	8th	6th
2001	8-8	t-5th	5th	8th
2002	7-9	t-5th	6th	6th
2003	7-9	5th	5th	4th
2004	9-7	t-3rd	4th	7th
2005	8-8	t-4th	5th	3rd
2006	4-12	t-10th	11th	9th
2007	8-8	t-6th	6th	4th
2008	7-9	t-7th	7th	7th
2009	2-14	12th	12th	8th
2010	7-9	7th	7th	4th
2011	5-10	t-10th	11th	9th
2012	4-12	T9th	11th	10th
2013	6-12	T9th	9th	9th
2014	6-12	t-11th	11th	11th
2015	3-15	13th	13th	13th
2016	8-10	t-11th	10th	13th
2017	18-10	11th	11th	14th
2018	6-12	13th	13th	9th
2019	6-12	10th	10th	13th
2020	11-9	5th	n/a	12th
2021	11-6	4th	4th	9th
2022	5-15	14th	14th	10th
2023	6-14	13th	13th	15th
2024	7-14	t-12th	13th	13th

*18 ACC wins vacated by the NCAA Committee on Infractions*

*\*Preseason Operation Basketball projection*

# ACC TOURNAMENT HISTORY

## Tournament Superlatives

### Individual by Tech

Points: 35, Will Bynum vs. North Carolina, 2005  
Field goals: 13, James Forrest vs. Duke, 1993  
Field goal attempts: 24, Dennis Scott vs. Duke, 1990  
Field goal percentage: 1.000 (7-7), Alade Aminu vs. Wake Forest, 2007  
3-point field goals: 6, Anthony Morrow vs. Virginia, 2008  
3-point FG attempts: 15, Dennis Scott vs. N. Carolina, 1989  
Free throws: 14, Mark Price vs. Duke, 1985  
Free throw attempts: 14, Mark Price vs. Duke, 1985  
Free throw percentage: 1.000 (14-14), Mark Price vs. Duke, 1985  
Rebounds: 17, Luke Schenschler vs. North Carolina, 2004  
Assists: 13, Drew Barry vs. Clemson, 1993  
Turnovers: 9, Stu Lyons vs. Virginia, 1981  
Blocked shots: 7, Matt Geiger vs. Virginia, 1992  
Steals: 7, Jarrett Jack vs. NC State, 2003

### Team by Tech

Points: 112 vs. Wake Forest, 2007  
Fewest points: 36 vs. Miami, 2012  
Fewest points in a win: 55 vs. Virginia, 1985  
Winning margin: 19 vs. Virginia Tech, 2005  
Losing margin: 29 vs. Virginia, 1981 & 1983, North Carolina, 1991  
Field goals: 40 vs. Wake Forest, 2007  
Field goal attempts: 75 vs. Boston College, 2013  
Field goal percentage: .579 (33-57) vs. Virginia, 2008  
Lowest FG percentage: .296 (21-71) vs. Duke, 2005  
Field goal percentage (tournament): .508 (60-118), 2008  
3-point field goals: 13 vs. Virginia, 2008  
3-point FG attempts: 33 vs. North Carolina, 2001  
Free throws: 26 vs. Maryland, 1983  
Free throw attempts: 35 vs. Maryland, 1983; Wake Forest, 2007  
Free throw percentage: .885 (23-26) vs. North Carolina, 1993  
Free throw percentage (tournament): .806 (25-31), 2008  
Rebounds: 47 vs. North Carolina, 2005  
Assists: 23 vs. Duke, 1993  
Turnovers: 24 vs. Maryland, 1996  
Fewest turnovers: 6 vs. Wake Forest, 1996  
Blocked shots: 13 vs. Virginia, 1992  
Steals: 15 vs. Florida State, 2021

### Individual by Opponents

Points: 41, Olivier Hanlan, Boston College, 2013  
Field goals: 14, Olivier Hanlan, Boston College, 2013  
Field goal attempts: 23, Junior Burrough, Virginia, 1995  
Field goal percentage: .833, (5-6) Kenny Smith, North Carolina, 1985  
3-point field goals: 8, Olivier Hanlan, Boston College, 2013  
3-point FG attempts: 12, Donald Williams, North Carolina, 1993; Chris Whitney, Clemson, 1993  
Free throws: 14, Kyle Singler, Duke, 2010  
Free throw attempts: 16, Kyle Singler, Duke, 2010  
Free throw percentage: 1.000, Rashad McCants (10-10), North Carolina, 2004 (10-10); J.J. Redick (10-10), Duke, 2005  
Rebounds: 22, Tim Duncan, Wake Forest, 1996  
Assists: 10, Rudy Archer, Maryland, 1988; Sean Singletary, Virginia, 2008  
Blocked Shots: 6, Tim Duncan, Wake Forest, 1994; Johnny Rhodes, Maryland, 1996; Josh Powell, NC State, 2003; Sheldon Williams, Duke, 2005  
Steals: 5, Jeff Jones, Virginia, 1981; Landon Milbourne, Maryland, 2010

### Team by Opponents

Points: 114 by Wake Forest, 2007  
Fewest points: 48 by Virginia, 1985  
Fewest points in a win: 51 by Maryland, 1980  
Field goals: 34 by Wake Forest, 2007  
Field goal attempts: 81 by Virginia, 1992  
Field goal percentage: .642 (34-53) by Wake Forest, 2007  
Lowest FG percentage: .247 (20-81) by Virginia, 1992  
Lowest FG percentage (tournament): .375 (63-168), 2005  
3-point field goals: 14 by Boston College, 2013  
3-point field goal attempts: 24 by Boston College, 2013  
3-point field goal percentage: .582 (14-24) by Boston College, 2013  
Free throws: 33 by Virginia, 1983  
Free throw attempts: 48 by Wake Forest, 2007  
Free throw percentage: 1.000 (12-12) by North Carolina, 1985  
Rebounds: 50 by Virginia, 2001  
Assists: 22 by Wake Forest, 2007  
Turnovers: 25 by Florida State, 2001  
Blocked shots: 9 by Duke, 2005; Maryland, 2006  
Steals: 16 by Virginia, 1981

### Best Career Totals

Minimum 4 games, 2 tournaments  
Points: 162, Mark Price, 1983-86 (9 games)  
Scoring average: 20.6, Dennis Scott, 1988-90 (6)  
Field goals: 54, Mark Price, 1983-86 (9)  
Field goal attempts: 132, Mark Price, 1983-86 (9)  
Field goal percentage: .593 (35-59), Tom Hammonds, 1986-89 (6)  
3-point field goals: 20, Tony Akins, 1999-2002 (5)  
3-point FG attempts: 52, Tony Akins, 1999-2002 (5)  
3-point FG percentage: .600 (9-15), Michael Maddox, 1995-96 (4)  
Free throws: 46, Mark Price, 1983-86 (9)  
Free throw attempts: 50, Mark Price, 1983-86 (9)  
Free throw percentage: .920 (46-50), Mark Price, 1983-86 (9)  
Rebounds: 89, Malcolm Mackey, 1990-93 (9)  
Assists: 61, Drew Barry, 1993-96 (8)  
Blocked shots: 18, John Salley, 1983-86 (9)  
Steals: 23, Mark Price, 1983-86 (9)  
Games played: 9, Malcolm Mackey, 1990-93; Mark Price, 1983-86; John Salley, 1983-86; Zachery Peacock, 2007-10

### Best Tournament Totals

Points: 80, James Forrest, 1993  
Scoring average: 26.7, James Forrest, 1993  
Field goals: 35, James Forrest, 1993  
Field goal attempts: 55, Dennis Scott, 1990  
Field goal percentage: .686 (35-51), James Forrest, 1993  
3-point field goals: 10, Stephon Marbury, 1996  
3-point FG attempts: 27, Dennis Scott, 1990  
3-point FG percentage: .667, Michael Maddox (8-12), 1996; Anthony Morrow (8-12), 2008  
Free throws: 20, Mark Price (20 att.), 1985  
Free throw attempts: 27, Derrick Favors (18 made), 2010  
Free throw percentage: 1.000 (20-20), Mark Price, 1985  
Rebounds: 39, Derrick Favors, 2010  
Assists: 27, Drew Barry, 1993  
Blocked shots: 12, Derrick Favors, 2010  
Steals: 11, Bruce Dalrymple, 1985

## Record by Site

Barclays Center, Brooklyn, N.Y.	0-3
Bobcats Arena/Spectrum Center, Charlotte, N.C.	1-2
Capital Centre, Landover, Md.	0-2
Charlotte (N.C.) Coliseum	7-6
Georgia Dome, Atlanta, Ga.	2-2
Greensboro (N.C.) Coliseum	11-17
The Omni, Atlanta, Ga.	4-2
Philips Arena, Atlanta, Ga.	0-1
St. Pete Times Forum, Tampa, Fla.	0-1
MCI/Verizon Center, Washington, D.C.	3-2

## Record by Round

First Round	5-12
Second Round	1-2
Quarterfinals	12-17
Semifinals	7-4
Championship games	4-4
<b>Tournament record</b>	<b>29-39</b>

## Record by Seed

Seed (Yrs)	Record	Titles
No. 1 (2)	5-1	1
No. 2 (1)	2-1	0
No. 3 (1)	3-0	1
No. 4 (3)	4-3	1
No. 5 (7)	3-7	0
No. 6 (7)	4-7	1
No. 7 (2)	4-2	0
No. 8 (4)	0-4	0
No. 9 (2)	0-2	0
No. 10 (2)	1-2	0
No. 11 (4)	1-5	0
No. 12 (1)	1-1	0
No. 13 (3)	1-3	0
No. 14 (1)	0-1	0

## ACC All-Tournament

1980	Brook Steppe, G (2nd)
1983	Mark Price, G (2nd)
1984	Mark Price, G (2nd)
1985	Mark Price, G (1st), Bruce Dalrymple, G (1st), Yvon Joseph, C (2nd), John Salley, F (2nd)
1986	Duane Ferrell, F (1st), Mark Price, G (2nd), Tom Hammonds, F (2nd), John Salley, F (3rd)
1990	Brian Oliver, G (1st), Dennis Scott, F (1st), Kenny Anderson, G (1st), Malcolm Mackey, F (3rd)
1992	Malcolm Mackey, F (2nd)
1993	James Forrest, F (1st), Drew Barry, G (1st), Travis Best, G (2nd)
1996	Matt Harpring, F (1st), Stephon Marbury, G (1st)
2001	Alvin Jones, C (2nd)
2004	B.J. Elder, G (2nd)
2005	Will Bynum, G (1st), Jarrett Jack, G (2nd)
2009	Lewis Clinch, G (2nd)
2010	Derrick Favors, F (1st), Gani Lawal, F (2nd), Iman Shumpert, G (2nd)
2020	Michael Devoe, G (1st), Jordan Usher, F (1st), Jose Alvarado, G (2nd)

## Everett Case Award\*

1985	Mark Price, G
1990	Brian Oliver, G
1993	James Forrest, F
2021	Michael Devoe, G
*ACC Tournament MVP	



# BIO UPDATES

## Head Coach Damon Stoudamire • 1st season at Tech

Well-known throughout the basketball world for his success as a player and coach at the collegiate and professional levels, Damon Stoudamire became the 15th head coach in Georgia Tech men's basketball history on March 14, 2023.

Stoudamire comes to Georgia Tech after most recently serving as an assistant coach of the Boston Celtics, who currently sit atop the NBA's Atlantic Division standings. He was with the Celtics for nearly two seasons (2021-22 and 2022-23), after a successful five-season stint as the head coach at Pacific (2016-21). At Pacific, he was named West Coast Conference Coach of the Year in 2020 after leading the Tigers to a 23-10 record in 2019-20, good for the program's best winning percentage (.697) in 15 years, and a third-place finish in the powerful WCC (behind only national powers Gonzaga and St. Mary's). He also was honored with the Ben Jobe Award, given annually to the nation's top minority head coach.

Stoudamire established himself as one of his generation's premier players when he was a three-time all-conference performer, the 1995 Pac-10 co-Player of the Year and a consensus first-team All-American at Arizona, where he played for four seasons from 1991-95. After helping lead the Wildcats to the Final Four as a junior in 1994, he capped his collegiate career by averaging 22.8 points per game, en route to the co-conference Player of the Year and consensus first-team All-America recognition in 1995. He was a finalist for 1995 Wooden Award (National Player of the Year).

At the conclusion of his Arizona career, Stoudamire was the Wildcats' all-time leader in 3-pointers made (272) and ranked second in points (1,849) and fourth in assists (663). He was the only player in Arizona history with two 40-point games.

His amateur career also included helping lead the United States to the gold medal in the 1993 World University Games (where he led the team in assists and steals despite being the youngest player on the roster) and the bronze at the 1994 Goodwill Games.

Stoudamire was selected by the Toronto Raptors with the seventh overall pick in the 1995 NBA Draft and averaged 13.4 points and 6.1 assists per game over the course of a 13-year professional playing career that included stints with the Raptors (1995-98), Portland Trail Blazers (1998-05), Memphis Grizzlies (2005-08) and San Antonio Spurs (2008). He was named the 1996 NBA Rookie of the Year after averaging 19 points and 9.3 assists per game in his first NBA campaign, the first of four straight seasons that he averaged at least 17 points and eight assists per contest.

Following the conclusion of his NBA playing career in 2008, Stoudamire immediately embarked on his coaching career, beginning as director of player development at Rice in 2008-09. He then went on to serve as an assistant coach with the Memphis Grizzlies for two seasons (2009-11), before getting back into the college game with stints as an assistant at Memphis (2011-13), his alma mater Arizona (2013-15) and again at Memphis (2015-16).

After helping lead Memphis and Arizona to four conference championships (two Conference USA titles at Memphis, two Pac-12 crowns at Arizona) and four NCAA Tournament berths (including back-to-back Elite Eight appearances at Arizona) in six seasons, Stoudamire was hired as the head coach at Pacific in 2016. He inherited a program coming off an 8-20 campaign and quickly built it into a WCC contender, highlighted by the 23-10 campaign in 2019-20. The Tigers' 11-5 conference record that season remains their most-ever wins in WCC play. Combined with a 9-9 record in league play in 2017-18, Stoudamire led Pacific to its only two .500-or-better conference records since the Tigers joined the WCC in 2013-14.

After posting a 9-9 overall record during the Covid-shortened 2020-21 season, Stoudamire returned to the NBA as an assistant coach for the Celtics. In his first season in Boston, he helped lead the Celtics to the 2022 NBA Finals. This season, the Celtics stand in first place in the Atlantic Division and in second both in the Eastern Conference and in the NBA's overall league standings. With Boston, he coached a pair of metro-Atlanta natives in Malcolm Brogdon (Norcross, Ga.) and Jaylen Brown (Alpharetta, Ga.).

A Portland, Ore. native, Stoudamire, 50, graduated from Woodrow Wilson High School in 1991 and earned his bachelor's degree from Arizona in 2008. He has a daughter, Kemeco, and two sons, Damon and Brandon.

### Stoudamire as a Head Coach

Season	School	Overall	Conference	Postseason
2016-17	Pacific	*11-22	*4-14 / 9th	*on-court record
2017-18	Pacific	14-18	9-9 / 14th	
2018-19	Pacific	14-18	4-12 / 9th	
2019-20	Pacific	23-10	11-5 / 13rd	
2020-21	Pacific	9-9	6-7 / 5th	
<b>at Pacific</b>	<b>5 years</b>	<b>71-77</b>	<b>34-47</b>	
2023-24	Georgia Tech	14-17	7-13	
<b>at Georgia Tech</b>	<b>1st year</b>	<b>14-17</b>	<b>7-13</b>	
<b>CAREER</b>	<b>6th year</b>	<b>85-94</b>	<b>41-60</b>	

### Stoudamire Coaching Resume

- Georgia Tech, head coach (2023-present)
- Boston Celtics, assistant coach (2021-23)
- Pacific, head coach (2016-21)
- Memphis, assistant coach (2015-16)
- Arizona, assistant coach (2013-15)
- Rice, director of player development (2008-09)
- Memphis, assistant coach (2011-13)
- Memphis Grizzlies, assistant coach (2009-11)

**Honors:** All-Pac-10 Conference (1993, 1994, 1995), Pac-10 Co-Player of the Year (1995), Consensus first-team All-American (1995), finalist for the Wooden Award (1995), West Coast Conference Coach of the Year (2020), Ben Jobe Award (2020)

**Playing Experience:** Lettered four years at Arizona (1991-95), Toronto Raptors (1995-98), Portland Trail Blazers (1998-2005), Memphis Grizzlies (2005-08), San Antonio Spurs (2008)

## Coaching Staff

### KARL HOBBS

#### Associate Head Coach • 1st season at Tech

Karl Hobbs, who directed George Washington to three straight NCAA Tournament appearances as a head coach, captured two national titles as an assistant at Connecticut and helped Rutgers to three post-season appearances in his most recent stop, joined the Georgia Tech men's basketball staff as associate head coach in April of 2023.

Hobbs has 36 seasons of Division I coaching experience and 21 post-season appearances on his resume, and comes to The Flats following seven seasons as associate head coach at Rutgers. He helped guide the Scarlet Knights to post-season appearances each of the past three seasons, including back-to-back appearances in the NCAA Tournament in 2021 and 2022, marking the first time RU made the big dance in consecutive seasons since 1976. Hobbs helped Rutgers snap a 30-year NCAA Tournament drought when the Scarlet Knights earned a berth in the 2021 the NCAA Tournament, their first appearance since 1991.

### B.J. ELDER

#### Assistant Coach • 5th season at Tech

A standout member of the Yellow Jackets' 2004 NCAA runner-up team, B.J. Elder joined the men's basketball staff in July of 2019 as associate director of player personnel. He was elevated to assistant coach in December 2023 for the remainder of the 2023-24 season.

A veteran of 10 years in European professional basketball following his stellar Tech career, Elder, 38, came to Tech following three seasons as assistant boys' basketball coach at Clarkston High School. He has served as the basketball staff's liaison with academic services, campus housing and dining, media and marketing, as well as spearheading outreach to former Tech players.

### PERSHIN WILLIAMS

#### Assistant Coach • 1st season at Tech

A former graduate assistant with the Georgia Tech men's basketball program, Pershin Williams joined the Yellow Jackets' men's basketball staff as assistant coach in April of 2023 following four seasons on the bench at Kennesaw State.

Now with 12 years of full-time college coaching experience, Williams helped head coach Amir Abdur-Rahim build the KSU program into a championship team in the Atlantic Sun Conference and an NCAA Tournament team in 2023. KSU went 26-9 last season, 15-3 in the A-Sun, and three Owls earned all-conference recognition after being picked to finish eighth in the pre-season conference poll.

### NATE BABCOCK

#### Assistant Coach • 1st season at Tech

After two seasons as an assistant coach with the Grand Rapids Gold in the G League, Nate Babcock joined the Georgia Tech men's basketball staff as quality control coach in June of 2023. He returns to the collegiate ranks after nine years on the professional level.

Prior to his time in Grand Rapids, the G League affiliate of the Denver Nuggets, Babcock spent seven years in various support roles in the NBA and G League. He joined the Gold after three years as the special assistant to the head coach with the Atlanta Hawks organization where he assisted with player development as well as opponent scouting and game preparation.

### BONZI WELLS

#### Assistant Coach • 1st season at Tech

A 12-year veteran of professional basketball, including 10 in the National Basketball Association, Bonzi Wells joined the Georgia Tech men's basketball staff as an assistant coach in August of 2023. Wells will concentrate his efforts on player development and on-court coaching.

Wells, 46, came to Tech following two seasons as the head coach at Division II LeMoyne-Owen College in Memphis, Tenn., where he led the Magicians to a 34-23 record across his two years, including an 18-11 mark in 2022-23.

# BIO UPDATES (see game-by-game stats and career highs in stat pack)

## 24 • Amaree Abram • G • 6-4 • 195 • So.

- Name pronounced "uh-MAR-ee"
- Started each of the first four games for Tech this season, averaging 14.0 minutes, 4.7 points, 1.5 assists per game
- Has played in just six games since ... Scored five points in 11 minutes against Wake Forest on Feb. 6 in his last game
- Has hit 11-of-42 shots from the floor, 4-of-20 from three-point range
- Former four-star guard prospect out of Texas who transferred from Ole Miss following his freshman season, joined the Yellow Jackets in the summer of 2023
- Has three years of eligibility after starting 22 games and averaging 21 minutes as a freshman
- Was invited to participate in training camp for the USA Basketball U19 team that was to compete in the FIBA Men's U19 World Cup, but did not make the cut to the 18 finalists
- Left-handed point guard who was one of the most promising freshman guards in the SEC in 2022-23 with excellent positional size, high-level scoring and passing ability and high intensity on defense
- Saw action in all 33 games for Ole Miss during his first year, starting in 22 games ... Averaged 21.0 minutes per contest ... Recorded 8.0 points, 2.0 rebounds, and 2.0 assists per contest ... Fourth on the team in scoring and second in assists
- Finished second on the team with 39 three pointers made, shooting a team-high 36.4 percent from deep

## 12 • Tyzhaun Claude • F • 6-7 • 226 • Sr.

- First name pronounced "tie-ZHON" ... Graduate transfer with one year of eligibility at Tech
- Started each of the first four games this season in the post, last 27 off the bench, averaging 17.6 minutes per game ... Played 20-plus minutes eight of last 15 games
- Tech's seventh-leading scorer (4.8 ppg), third-leading rebounder (5.2 rpg)
- Averaged 5.6 rebounds over his last 15 games, and shot 74.4 percent from the free throw line (32-of-43) over his last 16 games
- Has hit 48.5 percent of his shots from the floor, and ranks seventh in the ACC in offensive rebounds (2.50 per game)
- Averaged 4.3 points (50.0 pct. FG, 75.0 pct. FT) and 5.0 rebounds in ACC games (18.1 mpg)
- Scored nine points (7-8 FT) with eight rebounds in Jan. 16 win at Clemson, six of his points in OT ... Had nine points, eight rebounds, three blocks in win vs. North Carolina
- Has taken eight rebounds or more in 10 games, including 10 vs. Florida State most recently
- Posted a double-double (10 pts/10 reb) in the season-opener against Georgia Southern and 19 points vs. Howard
- Fell one rebound shy of another double-double with 10 points (4-4 FG) and nine boards against Alabama A&M
- Averaged 6.3 rebounds in three games at the Diamond Head Classic
- Tech's closest player to 1,000 career points with 940 (Miles Kelly surpassed 1,000 Feb. 21 vs. Clemson).
- One of the top scorers and rebounders in the Southern Conference in 2022-23, earned third-team all-conference honors for Western Carolina after starting his college career at Morehead State
- Second on the WCU roster with 15.4 points per game and snagged a SoCon-best 8.6 rebounds per game
- His 3.2 offensive boards per contest were also tops in the league while ranking 30th in the NCAA
- In 28 games, finished with double-figure scoring 27 times, including 15 consecutive games to close season ... Has 15 career double-doubles, 11 of them last season at Western Carolina
- Led the Catamounts in blocked shots, and shot 52.3 percent from the floor and 72 percent from the free throw line
- Made the Southern Conference all-tournament team in 2023 after averaging 15.0 points and 8.0 rebounds in two games

## 3 • Dallan "Deebo" Coleman • G • 6-6 • 210 • Jr.

- Wing guard who has come off the bench to average 6.0 points, second-best among Tech reserves, in 18.8 minutes per game
- Averaged 16 ppg in Tech's first three games (15-24 FG, 9-16 3pt FG), but has just two games in double figures since ... Returned from a four-game injury absence to score 21 points in Tech's last four games
- In ACC games, averaged 4.8 points, 2.1 rebounds, while hitting 41.2 percent from the floor (31.7 pct. on threes) ... Only four turnovers in 16 games
- Averaged 6.7 points in three Diamond Head Classic games, including 12 in win vs. UMass and eight vs. Nevada
- Connected on 40.4 percent from the floor this season in all games, 34.4 percent from three-point range (fourth on the team)
- Scoring efficiency is improved from his first two seasons (.320 points per minute this year, .287 combined his first two seasons)
- Taken 90 of his 140 shot attempts from three-point range (connected on 26-of-50 inside the arc) ... 175 of 274 attempts last season from three-point range
- Career 35.5-percent shooter from three-point range ... Has 131 career three-point field goals, which ranks No. 18 in program history
- Started a team-high 31 games last season, reaching double-figure points in 14
- Was No. 4 on the Tech stat chart in scoring (9.5 ppg), No. 2 in minutes per game (31.3) and three-point field goals (57-of-175) ... No. 3 in free throws (51-of-74) and No. 4 in three-point percentage (32.6 pct.)
- In ACC games, averaged 9.1 points per game (fourth on team) while hitting 35.9 percent from the floor, 31.6 percent (36-of-114) on threes ... Averaged 13.5 points in two ACC Tournament games while hitting 8-of-20 from the floor and 5-of-13 from three-point range
- Consensus four-star prospect out of high school, rated at No. 48 in the class of 2021 according to the 247Sports Composite rankings (Florida Class 4A Player of the Year as a senior)
- Born and raised in Memphis, Tenn., spent his high school years in Jacksonville, Fla., area, where his father, Ran, is a high school head coach

## 10 • Ebenezer Dowuona • C • 6-11 • 230 • Sr.

- Last name pronounced "duh-WANNA" ... Goes by "Ebe" (EEE-bee)
- Post player in his fourth collegiate season, but is eligible to take a COVID year if he chooses
- Played in 18 games, averaging 9.7 minutes, and started 13 ... Started eight ACC games ... Missed last five games (Louisville, Notre Dame, Syracuse, Clemson, Miami) with injury
- Averaged 0.7 points and 1.3 rebounds in eight ACC games (9.6 mpg)
- Scoreless in his last six games (last scored a bucket Jan. 13 at Duke)
- His defensive play in the post was a key factor in Tech's wins over top-25 teams Mississippi State and Duke in December (combined +24 plus/minus) and No. 3 North Carolina (helped limit Bacot to 9 pts/9 reb. 8 FGA, forced a miss by Davis on final possession) ... Played 53 total minutes in those games (three of his four highest minute totals this season), blocked three shots and grabbed seven rebounds
- Former four-star high school prospect in the state of Georgia who played three seasons at NC State before enrolling at Georgia Tech in the summer of 2023
- Averaged 2.6 points and 2.7 rebounds, connecting on 51 percent of his shots from the floor across three seasons
- Played in 61 games, starting 30, over the last two seasons with the Wolfpack, and blocked 80 shots
- Helped lift the Wolfpack to a berth in the NIT as a freshman and the NCAA Tournament in 2022-23
- Best season came in 2021-22 when he started 27 games and averaged 4.1 points (55.9 pct. FG) and 4.1 rebounds in 31 games
- High school teammate of Lance Terry at The Heritage School in Newnan, Ga.

# BIO UPDATES (see game-by-game stats and career highs in stat pack)

## 5 • Tafara Gapare • F • 6-9 • 206 • So.

- Name pronounced "tuh-FAR-uh guh-PAR-ee"
- Versatile, athletic and skilled player who can score, rebound, pass and defend multiple positions
- Played in 28 games, starting 14, and averaged 18.2 minutes
- Has started Tech's last eight games and played 20 or more minutes in nine of the last 11, filling the void created by the absence of Ebenezer Doquona
- Last six games (Syracuse, Clemson, Miami): 8.2 ppg, 6.5 rpg, 19-of-45 FG, 8-of-9 FT, 8 blocks
- Scored in double digits against Syracuse, Clemson and Wake Forest during that stretch, pulled 10 rebounds and blocked three shots against Florida State
- Started nine ACC games total, including Duke on Dec. 2 ... Averaged 5.1 points, 3.7 rebounds with a team-high 20 blocked shots in conference games
- Key off the bench in Tech's win over No. 3 North Carolina (6 points, career-high 8 rebounds, 3 blocks)
- Has a team-high 33 blocked shots for the season and ranks 10th in the ACC in blocks per game (1.18) despite his limited minutes
- Returned from a three-game absence early in the season to score 35 points with 11 rebounds in Tech's three games against Georgia, Alabama A&M and Penn State ... Went 13-26 from the floor with three blocks and two steals in 61 total minutes
- Scored career-high 20 points with six boards in 28 minutes in Tech's win over Penn State
- Scored nine points with seven rebounds and four blocks to help Tech defeat Hawaii in the Diamond Head Classic
- Former four-star-rated recruit from New Zealand who spent his senior year of high school in Connecticut and played his freshman year at Massachusetts
- Enrolled for the summer, 2023 term and has three seasons of eligibility remaining
- Averaged 12.4 minutes per game over 30 games as a freshman at UMass (3.4 points, 2.1 rebounds per game, 31.2 percent) ... Despite limited playing time, led the team in blocked shots (20) and went to the free throw line 40 times
- Spent the 2021-22 year at the South Kent School in Connecticut ... Ranked as the No. 1 player in Connecticut and No. 10 power forward by 247Sports for the Class of 2023

## 2 • Naithan George • G • 6-3 • 180 • Fr.

- Point guard from Canada who attended Canyon International Academy in Glendale, Ariz., his last three years of high school
- First freshman to start at point guard for Tech since Jose Alvarado
- Has started Tech's last 27 games, averaging 29.4 minutes and playing well in Tech's ACC wins (10.6 ppg, 4.8 rpg, 47.4 pct. FG)
- Averaging 9.3 points and 4.6 assists (No. 2 in the ACC) in all games; 9.8 points and 5.0 assists (No. 2 in the ACC) in conference games
- Has Tech's highest assist average (4.57) for a freshman since Javaris Crittenton in 2006-07 (5.75), and is Tech's first freshman since 2008-09 (Iman Shumpert) to have 100 assists
- Owns the ACC's second-best assist-turnover ratio in conference games (2.38-1) ... Ranks No. 5 in all games (2.25-1)
- In Tech's last three games, has averaged 13.0 points, 4.0 rebounds, 4.3 assists, 51.6 percent from the floor, 2-of-9 from three-point range
- Scored in double digits in nine of Tech's last 16 games - only twice in his first 12 games
- Scored 10 of his season-high 20 points in the final 22 seconds of regulation and final minute of second OT to lift Tech over Clemson ... Scored the winning basket vs. North Carolina with a left-handed layup over Armando Bacot
- Has nine games of six or more assists, including season high 11 against Notre Dame, most for a Tech player since 2008
- Averaged 10.7 points and 3.3 assists to help Tech's runner-up finish at the Diamond Head Classic, including a season-high 14 points in semifinal win over Hawaii
- Made first career start vs. Mississippi State, scoring 11 points with four rebounds in 32 minutes
- Made his Tech debut at Cincinnati after not playing first three games, scoring eight points and hitting two three-point field goals in 15 minutes (11 in the second half)
- Plays with high energy and has a tremendous work ethic ... Committed to playing both ends of the floor
- Chose Tech over offers from Texas A&M Corpus Christi, Sam Houston State, Seattle
- Averaged 15 points, eight assists and five rebounds per game in 2022-23 at Canyon International Academy, which fields a national team that competes against junior colleges and on The Grind Session prep circuit
- Led to state championships in 2022 and 2023
- Earned all-breakout honors at the Peach Jam playing for the Arizona Unity team, averaging 10 points, 4.8 rebounds and 3.7 assists over six games (27.2 minutes per game)

## 13 • Miles Kelly • G • 6-6 • 180 • Jr.

- Accurate shooter from long range who also plays some point and has developed into a consistently productive scorer for the Yellow Jackets ... Earned honorable mention the All-Atlantic Coast Conference honors
- One of two Tech players to start every game this season (Kowacie Reeves, Jr., is the other) and leads Tech in minutes
- Currently Tech's top scorer (14.1 ppg) and No. 2 rebounder (5.6 rpg) ... Has reached double figures in points in all but six games
- Averaged 15.7 points and 5.9 rebounds in Tech's ACC wins while hitting 40.6 percent from the floor, 37.3 percent from three-point range
- In Tech's recent three-game winning streak, averaged 16.3 points, 4.3 rebounds, 46.1 percent from the floor, 13-of-27 from three-point range, eight assists and six steals
- Scored a career-high 36 points (11-20 FG, 6-11 3pt FG, 8-10 FT) at Louisville, one game after he went scoreless against Wake Forest ... Was most points in a game by a Yellow Jacket since 2016 when Josh Okogie scored 38 against Tulane
- Has scored 20-plus points seven other times this season - 25 points against Georgia Southern, 27 vs. Howard, 22 vs. Mississippi State, 20 at Florida State, 25 vs. Notre Dame, 20 at NC State, 25 at Miami
- Also has been held scoreless three times this season (Pitt on Jan. 23, Wake Forest on Feb. 6, Virginia on March 9)
- Has recorded four double-doubles - Mississippi State (22 pts/12 reb), at Duke (16/11), at NC State (20/10), Syracuse (16/11)
- Averaged 13.9 points and 5.5 rebounds in ACC play ... Shooting percentages improved over full-season norms (40.9 percent FG, 38.5 percent 3-point FG, 79.5 percent FT)
- Has hit 37.3 percent of his shots from the floor and 32.7 percent from three-point range in all games
- Tech's top three-point shooter for the season by volume and No. 5 by percentage ... Has twice matched his career high for threes in a game this season - 7 vs. Notre Dame (Jan. 9) and Miami (Feb. 24), and also hit six at Louisville (Feb. 10)
- No. 6 in the ACC on three-point field goals made in conference games (2.60 per game)
- Averaged 10.3 points and 5.3 rebounds in the Diamond Head Classic
- Hit two free throws with 2.1 seconds left to lift Tech to a win over Penn State, and hit two to seal Tech's win over Hawai'i in the Diamond Head Classic semifinals
- Has been Tech's most frequent visitor to the free throw line this season (102 attempts in 30 games), but is only fourth on the team in ACC games
- Reached 1,000 career points Feb. 21 vs. Clemson (now in 44th place with 1,049 points) ... Has 183 career three-point field goals, which ranks No. 9 in program history
- Was Tech's leading scorer in 2022-23 (14.4 ppg) overall and in conference games (14.8 ppg) ... Reached double figures in 25 games total
- Averaged 19.8 points and 3.1 rebounds over Tech's last eight games of 2022-23, hitting 47.7 percent from the floor (53-of-111), 44.3 percent (35-of-79) from three-point range
- In ACC games, shot 40.2 percent from the floor, 38.4 percent from three-point range and 93.5 percent from the free throw line
- Led Tech and set a program record for free throw percentage (89.83 pct. on 59 attempts), breaking the previous mark of 88.73 percent set by Anthony Morrow in 2005-06 ... Had a streak of 24 straight FT made at one point in the season
- Atlanta-area native who spent his senior year of high school at Hargrave Military Academy in Virginia, after prepping at Parkview High School in Lilburn ... Consensus four-star No. 87 in the 247Sports composite rankings

## 4 • Carter Murphy • G • 6-4 • 205 • Sr.

- Came to Georgia Tech as a graduate transfer after four years at the Air Force Academy, where he graduated with a bachelor's degree in data science and is pursuing a master's degree in operations research at Tech
- Played in 14 games, going 7-for-19 from three-point range
- Hit a pair of three-pointers and scored a season-high eight points at Louisville
- Missed 12 games with an ankle injury before returning to action Jan. 27 at Virginia Tech (six points on two three-point FG in 11 minutes) ... Averaged 10.6 minutes in Tech's seven games since
- Saw action in 70 games over four seasons at Air Force, making eight starts and averaging 14.3 minutes ... Connected on 46.6 percent of his shots from the floor, 30.7 on threes and 85 percent from the foul line in his Falcons career, and averaged 5.0 points
- Played in 31 games as a senior (two starts) and hit career high marks in every statistical category
- Fourth on team in scoring, averaging 7.2 points per game ... Second on team in shooting at .500 from the field and third in free throw percentage (.829)
- Averaged 15.3 points over the last seven games of the season, reaching double figures in all seven ... Scored career-high 19 points in final game at Mountain West tourney vs. UNLV



# BIO UPDATES (see game-by-game stats and career highs in stat pack)

## 11 • Baye Ndongo • F • 6-9 • 214 • Fr.

- Name pronounced "BYE NDONG-go" ... Pronounce the N with no vowel before or after
- Made the ACC's All-Freshman team, first Jackwt to do so since Josh Okogie in 2017
- Played and started last 27 games after missing the first three and most of the pre-season with a hand injury ... Excellent defender and rebounder who is difficult to stop around the basket
- Tech's top rebounder at 8.3 per game and No. 2 scorer at 12.0 points per game ... Ranks No. 7 in the ACC in rebound average, No. 6 in offensive rebounds (2.57 per game), No. 6 in field goal percentage (56.2) and No. 12 in blocked shots (1.11 per game)
- In Tech's last three games, has averaged 15.0 points, 11.3 rebounds, 18-of-31 percent from the floor, 8-of-9 from the foul line
- No. 3 among freshmen nationally in rebound average and No. 2 in field goal percentage
- One of two freshmen in the nation (JT Toppin of New Mexico is the other) to average at least 12.0 points, 8.3 rebounds, 1.1 blocks and hit 56 percent from the floor
- Only Chris Bosh and Derrick Favors have exceeded Ndongo's numbers in those categories as freshmen at Tech
- Averaged 12.6 points and 7.7 rebounds in ACC games ... Has hit 55.4 percent from the floor
- Has six double-doubles this season (Penn State, Hawai'i, Boston College, Clemson, Syracuse, FSU), missed four others by one rebound
- Scored in double digits in 12 straight games before UNC (played only 5 minutes due to injury), averaging 15.4 points and 9.3 rebounds, and hit on 66.1 percent of his field goals (78-of-118)
- Named ACC Rookie of the Week three times this season, most recently after making the all-tournament team at the Diamond Head Classic (18.0 ppg, 9.3 rpg, 23-26 FG, 8-9 FT) ... That included a 22-point, 12-rebound game in the semifinals vs. Hawaii ... Scored 20 with eight boards against Nevada
- Had his breakout game Dec. 2 vs. No. 7 Duke with 21 points (9-11 FG), 5 rebounds, 4 blocked shots, 2 assists ... Named ACC Rookie of the Week after that effort
- Notched first career double-double Dec. 16 against Penn State with 12 points and 19 rebounds ... Tied for most rebounds ever by a Tech freshman ... Again named ACC Rookie of the Week for that performance
- Versatile, skilled and athletic forward who was rated a four-star prospect by On3, three-star by Rivals and 247Sports ... Ranked as high as No. 120 by Rivals and No. 23 among power forwards
- Chose the Yellow Jackets over Michigan and Nebraska after originally committing to Rutgers in January
- Has a 7-foot, 2-inch wingspan ... Grew up in a soccer family, but an older sister persuaded him to trying basketball at age 14
- Played the 2022-23 season at Putnam (Conn.) Science Academy, helping lead the team to its fourth national prep school championship in five years (38-3 record in 2022-23)
- Averaged 8.3 points and 4.8 rebounds with three double-doubles, and shot 59.2 percent from inside the three-point arc
- Played for Senegal's U19 team in the U19 World Cup in 2021 ... Averaged 7.6 points, 6.0 rebounds, 1.9 assists, 1.3 steals and 0.9 blocks over seven games

## 35 • Emmer Nichols • F • 6-6 • 215 • r-Fr.

- Non-scholarship player who joined the Tech program for the fall, 2022 semester ... Redshirted the 2022-23 season
- Played in two games ... Saw the first action of his career Nov. 22 at Cincinnati (two minutes, one rebound)
- Out for season with a broken leg suffered Jan. 19
- Versatile player and left-handed shooter who is skilled in all facets of the game
- No. 42-ranked player in the state of California according to Max Preps
- Played four years at Sacred Heart Preparatory School, serving two years as team captain
- Helped Sacred Heart to a pair of league championships, including a Central Coast Section title in 2021
- As a senior, led SHP to a 25-5 record overall as a senior and 14-0 mark in its league
- Earned second-team Central Coast Section WBAL all-league, first-team all-league in 2020 and 2022 (MVP and defensive player of the year in 2022)

## 14 • Kowacie Reeves, Jr. • F • 6-7 • 202 • Jr.

- First name pronounced "ko-WAY-see" ... Answers to "WAY-see"
- One of two Tech players to start every game this season (Miles Kelly is the other) and is No. 3 on the team in minutes
- No. 3 in Tech's scoring column at 10.0 points per game, hitting double digits in 13 games
- Has established career highs for himself in every statistical category except free throws made and attempted
- Reached double digits just twice in Tech's last 12 games, but came up big with a 15-point game (6-11 FG, 3-7 3pt FG) Feb. 24 at Miami
- Has connected on 41.2 percent of his shots from the floor, leads the team in three-point rate (38.1 pct.) and is No. 2 in free throw percentage (83.3 pct.)
- No. 3 on the team blocked shots (16) and fourth in steals (16)
- Averaged 9.2 points and 3.7 rebounds in ACC games, while connecting on 40.7 percent from the floor and team-high 41.3 percent on threes
- Has 117 three-point field goals in his college career, including 51 in 31 games this season, more threes than in either of his first two full seasons in college
- Surpassed 700 points for his career at Miami, now at 732
- Averaged 8.3 points and 4.3 rebounds in three games to help Tech reach the championship game of the Diamond Head Classic
- Notched first career double-double against Alabama A&M with 20 points and 10 rebounds ... Was his third career 20-point game
- Tallied 14 points (5-7 FG, 4-5 3pt FG) with four rebounds in his ACC debut vs. Duke ... Scored 15 with five boards vs. Penn State ... Had 18 points with six boards at Florida State ... Had 15 points on five three-pointers at Clemson
- Former four- and five-star-rated recruit from Georgia who played two seasons at Florida before transferring to Georgia Tech ... Has two seasons of eligibility remaining
- Helped lead Florida to appearances in the NIT both of his seasons in Gainesville ... Averaged 7.1 points and 2.1 rebounds in 60 games (17 starts), averaging 17.5 minutes per game
- Rivals five-star recruit and ESPN and 247 four-star prospect in 2021, rated in the top 30 overall and the No. 6 shooting guard by both Rivals and 247

## 23 • Ibrahima Sacko • G/F • 6-6 • 225 • Fr.

- Name pronounced "EE-bruh-HEE-muh SOCK-oh"
- Excellent rebounder and defender with high level athleticism who has played in 20 games, averaging 11.4 minutes
- Has scored points in 12 of his 20 games, with a season-high of 13 at Notre Dame and six at Louisville
- Started three ACC games (Florida State, Pittsburgh, Virginia Tech), totalling 27 minutes, no points and five rebounds
- Grabbed season-high eight rebounds vs. UMass Lowell, and an ACC high of seven on Feb. 21 vs. Clemson
- One of the top players out of Canada in the class of 2023 ... Rated a top-3 player in the country by Canadian recruiting analyst Josh Millican
- Athletic and physical player who is known for his defensive capabilities and also adept at putting the ball on the floor
- Has a wingspan of 6 feet, 9 inches and a standing reach of 8 feet, 7 inches
- Native of Guinea who came to Canada in 2022 to prep at J. Addison School in Markham, Ontario ... Earned OSBA first-team all-star and defensive player of the year honors after leading the Jaguars to the OSBA semifinals ... Averaged 29 points, 11 rebounds, 4 assists, 2 blocks, 2 steals per game
- Led the Jaguars to the championship of the Beach Ball Classic in Myrtle Beach, S.C., where he was named MVP after averaging 16.5 points, 5 assists, 5 rebounds and 1.5 steals per game
- Was invited to compete in the spring at the Nike Hoops Summit in Portland to compete for the World team against some of the best players in the 2023 class, but did not compete due to injury

## 33 • Marcos San Miguel • G • 6-4 • 190 • Fr.

- First-year non-scholarship student-athlete from Campbell High School in Smyrna
- Four-year varsity letterwinner in basketball at Campbell High School, serving as team captain three years ... Helped the Spartans to a 17-12 overall record as a senior
- Graduated from Campbell with a 4.77 weighted GPA ... Also served in IB Leadership Core Team, Human Rights Club (Vice President), Interact Service Club, Chess Club, Academic Quiz Bowl, National Honor Society, Spanish Honor Society, Campbell Fellowship
- Gold Scholar at Georgia Tech enrolled in computer science with a minor in Spanish
- Officiates youth basketball in his spare time for East Marietta Basketball, Inc. ... Founded and leads organization called Take a Charge National Fundraising Campaign, in which he seeks donations for each charge he takes in basketball games, originating to raise funds for a friend who suffered a traumatic brain injury playing football, with additional funds directed toward people in need

# BIO UPDATES (see game-by-game stats and career highs in stat pack)

## 30 • Ibrahim Souare • F • 6-9 • 214 • Fr.

- Name pronounced "EE-bruh-HEEM SWAR-ay (rhymes with soiree)"
- Power forward prospect from Guinea who was recruited out of Canyon International Academy in Glendale, Ariz.
- Enrolled for fall semester and eligible to play in 2023-24 ... Has not seen action this season
- Measured 7-2 wingspan, 30-inch vertical leap ... Listed at 6-foot-7 for the FIBA 2022 U18 Championship, grown two inches since then
- Averaged 11.7 points, 7.7 rebounds and 1.7 assists for Guinea in the 2022 FIBA U18 African Championship in Madagascar ... Averaged 29.3 minutes over six games

## 1 • Kyle Sturdivant • G • 6-3 • 195 • Sr.

- Last name pronounced "STIR-de-vunt"
- Playing his fourth season at Tech after transferring from Southern California ... Has been Tech's No. 2 point guard for most of that time, but has started 49 games
- Key figure off the bench as Tech's No. 2 point guard, averaging 8.8 points with 12 double-digit games ... Came in fourth in voting for the ACC's Sixth Man Award
- Averaging five fewer minutes per game than his career high in 2021-22 but has produced .433 points per minute this season compared to .316 for his career previously ... Scoring average and shooting percentages are career bests
- Has averaged 2.87 assists while compiling a 2.0-1 assist/turnover ratio ... Has six games of five or more assists
- Averaging 20.4 minutes and connected on 41.2 percent from the floor overall, 39.4 percent on threes
- Averaged 9.2 points and 2.9 assists in ACC games
- Averaged 13.1 points and 3.6 assists in Tech's ACC wins ... Hit 43.5 percent from the floor, 48.6 percent from three-point range and 90.9 percent from the foul line
- In Tech's last four games, has averaged 12.0 points, 3.2 assists, 45 percent from three-point range (9-of-20), 8-of-9 FT
- Just missed a triple-double against Boston College (11 points, career-high 10 rebounds, nine assists)
- Averaged 10.3 points and 2.0 assists in the Diamond Head Classic, scoring a career-high 21 points in Tech's quarterfinal win over UMass ... Made 6-of-10 from the floor, 8-of-8 from the foul line
- Keyed Tech's win over No. 21 Mississippi State with 12 points (4-7 FG) in 26 minutes ... Scored 18 points, 15 of them in the second half and OT, in win at Clemson
- Has played in 143 games in his career, most among the Yellow Jackets, 122 of them in a Tech uniform ... Had his 143 games all been played at Tech, he would rank No. 1 in program history
- Surpassed 900 career points on Feb. 24 at Miami (has 932) ... Hit his 100th three-point field goal in a Tech uniform on Feb. 21 vs. Clemson (has 109 at Tech, 112 career)
- His 299 assists in a Tech uniform rank 18th in program history
- Seven of the 10 highest point totals of his career have come away from McCamish Pavilion, including career-best 21 vs. UMass, 18 at Clemson this season
- Averaged 8.6 points per game in 2022-23 (fifth on the team) ... No. 2 on the team in assist average (3.3 per game) and 8th in the ACC in assist/turnover ratio (2.09-1) ... Shot 39.3 percent from the floor and 32.1 percent from distance
- In ACC games, averaged 7.8 points and 3.3 assists per game, hitting 39.3 percent from the floor and 30.3 percent on threes
- Started Tech's last 12 games and played the best basketball of his career over that stretch ... Averaged 12.6 points and reached double digits in nine games ... Connected on 35.1 percent (20-of-57) from three-point range, and compiled a 53/19 assist/turnover ratio ... Averaged nearly 33 minutes per game over that stretch
- In the ACC Tournament, averaged 12.5 points and dealt 15 assists against three turnovers
- Started 28 games in 2021-22, including the last 20 ... Averaged 25.2 minutes, 7.6 points (third on Tech's team) and 2.3 assists for the season ... Team-best 73/38 assist/turnover ratio
- Played in every game off the bench his first year at Tech in 2020-21, averaging 3.5 points while posting a solid 27/17 assist/turnover ratio

## 0 • Lance Terry • G • 6-3 • 198 • Sr.

- Atlanta-area high school product who played three seasons at Gardner-Webb University, then transferred to Georgia Tech and enrolled for the summer term
- Is recovered from a pre-season injury that forced him to miss the first eight games, but has elected to red-shirt and return to action in 2023-24 ... Cleared to practice just before Tech's trip to Hawaii
- Has the most career points (892) of any player on the Tech roster
- No. 2 on the team in scoring at 10.1 points per game in 2022-23 while hitting 42.1 percent of his shots from the floor, 38.8 from three-point range (top percentage on the team) and 81.4 percent from the foul line
- Averaged 11.4 points in ACC games (No. 2 on the team), connecting on 41.3 percent from the floor, a team-high 42.1 from three-point distance and 79.4 percent from the free throw stripe
- Was a key figure both as a starter and a reserve offensively, and his best offensive games occurred in Tech's seven ACC wins (tournament win included) ... Scored a season-high 24 points in the Jackets' Jan. 4 win over No. 12 Miami, 19 in their Feb. 8 win over Notre Dame, 14 vs. Virginia Tech on Feb. 15, 17 vs. Louisville on Feb. 25, 24 at Syracuse on Feb. 28 and 17 at Boston College
- In those seven wins, averaged 17.7 points, connected on 47.3 percent of his field goals, and 52.1 percent of his threes, playing the full 40 minutes in all but the Syracuse game, in which he was subbed out with 56 seconds left when the Jackets emptied the bench
- Missed four straight ACC games (Syracuse on Jan. 21 through Louisville on Feb. 1) with a hamstring injury ... After his return (Tech's last 11 games), averaged 13.3 points per game while hitting 43.4 percent from the floor (53-of-122) and 43.3 percent from behind the arc (26-of-60) ... Scored the game-winning basket on the tip-in at the final horn against Notre Dame
- Scored 41 points in Tech's in back-to-back games against Miami (season-high 24) and Florida State (17) in early January ... Hit 14-of-28 FG, 7-11 3-point FG and 6-of-8 FT, with 11 rebounds, in those two games
- Started 21 of the 29 games he played, including 15 ACC games (regular season plus tournament)
- Had the best turnover rate on the team (1.3 per 40 minutes)
- Thirteen double-figure scoring games altogether in 2022-23, eight in ACC games

# 2023-24 SEASON STATISTICS AND RESULTS

### Game Records

Record	Overall	Home	Away	Neutral
ALL GAMES	14-17	8-7	4-9	2-1
CONFERENCE	7-13	4-6	3-7	0-0
NON-CONFERENCE	7-4	4-1	1-2	2-1

### Score by Periods

Team	1st	2nd	OT	TOT
Georgia Tech	1031	1127	34	2192
Opponents	1068	1218	37	2323

### Team Box Score

No.	Player				Total		3-Point		F-Throw		Rebounds													
		GP-GS	MIN	AVG	FG-FGA	FG%	3FG-3FGA	3FG%	FT-FTA	FT%	OFF	DEF	TOT	AVG	PF	DQ	A	TO	BLK	STL	PTS	AVG		
13	KELLY, Miles	31-31	982:50	31.7	148-397	.373	68-208	.327	74-102	.725	31	143	174	5.6	75	1	59	61	8	23	438	14.1		
11	NDONGO, Baye	28-28	769:59	27.5	140-249	.562	4-11	.364	53-80	.663	72	159	231	8.3	78	5	25	74	31	21	337	12.0		
14	REEVES JR., Kowacie	31-31	906:07	29.2	108-261	.414	51-132	.386	42-50	.840	33	93	126	4.1	41	0	27	37	16	16	309	10.0		
2	GEORGE, Naithan	28-27	823:43	29.4	94-229	.410	27-94	.287	46-68	.676	12	55	67	2.4	45	0	128	57	3	9	261	9.3		
1	STURDIVANT, Kyle	31-0	631:26	20.4	89-216	.412	39-99	.394	56-64	.875	8	57	65	2.1	46	0	89	44	3	18	273	8.8		
3	COLEMAN, Dallan "Deebo"	27-0	508:33	18.8	57-140	.407	31-90	.344	18-30	.600	22	45	67	2.5	42	0	16	10	6	13	163	6.0		
5	GAPARE, Tafara	28-14	508:43	18.2	51-147	.347	10-58	.172	31-46	.674	21	76	97	3.5	50	1	21	27	33	10	143	5.1		
12	CLAUDE, Tyzhaun	31-4	545:26	17.6	49-101	.485	1-7	.143	49-74	.662	77	84	161	5.2	65	2	22	25	14	9	148	4.8		
24	ABRAM, Amaree	10-4	108:19	10.8	11-42	.262	4-20	.200	8-13	.615	2	15	17	1.7	10	0	11	9	2	1	34	3.4		
23	SACKO, Ibrahima	20-3	227:08	11.4	18-38	.474	4-14	.286	3-10	.300	20	33	53	2.7	26	0	4	11	4	11	43	2.2		
4	MURPHY, Carter	14-0	108:49	7.8	9-24	.375	7-19	.368	0-0	.000	0	10	10	0.7	11	0	3	1	2	3	25	1.8		
10	DOWUONA, Ebenezer	18-13	172:56	9.6	9-21	.429	0-0	.000	0-2	.000	14	11	25	1.4	23	0	2	8	5	1	18	1.0		
35	NICHOLS, Emmer	2-0	04:05	2.0	0-0	.000	0-0	.000	0-0	.000	1	3	4	2.0	0	0	0	0	0	0	0	0.0		
33	SAN MIGUEL, Marcos	1-0	01:55	1.9	0-2	.000	0-1	.000	0-0	.000	1	0	1	1.0	0	0	0	1	0	0	0	0.0		
Team											46	52	98					21						
Total		31	6300		783-1867	.419	246-753	.327	380-539	.705	360	836	1196	38.6	512	9	407	386	127	135	2192	70.7		
Opponents		31	6300		818-1924	.425	242-756	.320	445-605	.736	331	771	1102	35.5	503	9	415	269	103	217	2323	74.9		

### Team Statistics

	GATECH	OPP
Scoring	2192	2323
Points per game	70.7	74.9
Scoring margin	-4.2	-
Field goals-att	783-1867	818-1924
Field goal pct	.419	.425
3 point fg-att	246-753	242-756
3-point FG pct	.327	.320
3-pt FG made per game	7.9	7.8
Free throws-att	380-539	445-605
Free throw pct	.705	.736
F-Throws made per game	12.3	14.4
Rebounds	1196	1102
Rebounds per game	38.6	35.5
Rebounding margin	+3.0	-
Assists	407	415
Assists per game	13.1	13.4
Turnovers	386	269
Turnovers per game	12.5	8.7
Turnover margin	-3.8	-
Assist/turnover ratio	1.1	1.5
Steals	135	217
Steals per game	4.4	7.0
Blocks	127	103
Blocks per game	4.1	3.3
Winning streak	0	-
Home win streak	1	-
Attendance	74912	116663
Home games-Avg/Game	15-4994	13-8974
Neutral site-Avg/Game	-	3-7672

### Team Results

Date	Opponent		Score	Att.
11/06/2023	Ga. Southern	W	84-62	3414
11/09/2023	Howard	W	88-85	3802
11/14/2023	UMass Lowell	L	71-74	3778
11/22/2023	at Cincinnati	L	54-89	11756
11/28/2023	Mississippi St.	W	67-59	3913
12/02/2023	Duke	W	72-68	7758
12/05/2023	at Georgia	L	62-76	9017
12/09/2023	Alabama A&M	W	70-49	3919
12/16/2023	vs Penn St.	Wot	82-81	12720
12/21/2023	vs Massachusetts	W	73-70	5290
12/22/2023	at Hawaii	W	73-68	4919
12/24/2023	vs Nevada	L	64-72	5005
01/03/2024	at Florida St.	L	71-82	4248
01/06/2024	Boston College	L	87-95	5052
01/09/2024	Notre Dame	Lot	68-75	3729
01/13/2024	at Duke	L	79-84	9314
01/16/2024	at Clemson	Wot2	93-90	7217
01/20/2024	Virginia	L	66-75	6380
01/23/2024	Pittsburgh	L	64-72	3612
01/27/2024	at Virginia Tech	L	67-91	8925
01/30/2024	North Carolina	W	74-73	8600
02/03/2024	at NC State	L	76-82	15523
02/06/2024	Wake Forest	L	51-80	4239
02/10/2024	at Louisville	L	67-79	11891
02/14/2024	at Notre Dame	L	55-58	4589
02/17/2024	Syracuse	W	65-60	6241
02/21/2024	Clemson	L	57-81	4567
02/24/2024	at Miami (FL)	W	80-76	7906
03/02/2024	Florida St.	W	85-76	5908
03/05/2024	at Wake Forest	W	70-69	7481
03/09/2024	at Virginia	L	57-72	13877





# 2023-24 SEASON STATISTICS AND RESULTS - ACC ONLY

### Game Records

Record	Overall	Home	Away	Neutral
ALL GAMES	7-13	4-6	3-7	0-0
CONFERENCE	7-13	4-6	3-7	0-0
NON-CONFERENCE	0-0	0-0	0-0	0-0

### Score by Periods

Team	1st	2nd	OT	TOT
Georgia Tech	658	722	24	1404
Opponents	717	793	28	1538

### Team Box Score

No.	Player				Total		3-Point		F-Throw		Rebounds											
		GP-GS	MIN	AVG	FG-FGA	FG%	3FG-3FGA	3FG%	FT-FTA	FT%	OFF	DEF	TOT	AVG	PF	DQ	A	TO	BLK	STL	PTS	AVG
13	KELLY, Miles	20-20	632:58	31.6	97-237	.409	52-135	.385	31-39	.795	12	97	109	5.5	54	1	35	41	6	13	277	13.9
11	NDONGO, Baye	20-20	564:59	28.2	103-186	.554	4-9	.444	41-63	.651	44	110	154	7.7	55	4	17	53	20	13	251	12.6
2	GEORGE, Naithan	20-20	606:47	30.3	70-171	.409	21-71	.296	34-49	.694	8	40	48	2.4	32	0	100	42	2	6	195	9.8
1	STURDIVANT, Kyle	20-0	430:59	21.5	56-143	.392	32-80	.400	39-44	.886	5	37	42	2.1	29	0	58	25	3	11	183	9.2
14	REEVES JR., Kowacie	20-20	564:25	28.2	66-162	.407	38-92	.413	13-16	.813	20	53	73	3.7	28	0	18	21	6	10	183	9.2
5	GAPARE, Tafara	19-9	354:15	18.6	33-99	.333	6-42	.143	25-35	.714	12	59	71	3.7	31	1	18	20	20	6	97	5.1
3	COLEMAN, Dyllan "Deebo"	16-0	247:48	15.5	28-68	.412	13-41	.317	7-12	.583	10	24	34	2.1	20	0	6	4	3	8	76	4.8
12	CLAUDE, Tyzhaun	20-0	361:06	18.1	26-52	.500	0-1	.000	33-44	.750	49	50	99	5.0	40	1	10	14	11	4	85	4.3
23	SACKO, Ibrahima	11-3	114:51	10.4	11-22	.500	2-7	.286	2-3	.667	8	15	23	2.1	11	0	2	3	3	4	26	2.4
4	MURPHY, Carter	10-0	85:00	8.5	7-19	.368	5-14	.357	0-0	.000	0	5	5	0.5	7	0	3	1	0	3	19	1.9
24	ABRAM, Amaree	4-0	24:11	6.0	2-8	.250	0-3	.000	2-4	.500	0	1	1	0.3	2	0	2	1	1	0	6	1.5
10	DOWUONA, Ebenezer	9-8	87:41	9.7	3-10	.300	0-0	.000	0-0	.000	5	7	12	1.3	13	0	0	3	2	0	6	0.7
Team											22	31	53					12				
Total		20	4075		502-1177	.427	173-495	.349	227-309	.735	195	529	724	36.2	322	7	269	240	77	78	1404	70.2
Opponents		20	4075		543-1238	.439	160-468	.342	292-383	.762	208	500	708	35.4	302	6	299	159	62	132	1538	76.9

### Team Statistics

	GATECH	OPP
Scoring	1404	1538
Points per game	70.2	76.9
Scoring margin	-6.7	-
Field goals-att	502-1177	543-1238
Field goal pct	.427	.439
3 point fg-att	173-495	160-468
3-point FG pct	.349	.342
3-pt FG made per game	8.7	8.0
Free throws-att	227-309	292-383
Free throw pct	.735	.762
F-Throws made per game	11.4	14.6
Rebounds	724	708
Rebounds per game	36.2	35.4
Rebounding margin	+0.8	-
Assists	269	299
Assists per game	13.5	15.0
Turnovers	240	159
Turnovers per game	12.0	8.0
Turnover margin	-4.1	-
Assist/turnover ratio	1.1	1.9
Steals	78	132
Steals per game	3.9	6.6
Blocks	77	62
Blocks per game	3.9	3.1
Winning streak	0	-
Home win streak	1	-
Attendance	56086	90971
Home games-Avg/Game	10-5609	10-9097
Neutral site-Avg/Game	-	0-0

### Team Results

Date	Opponent		Score	Att.
12/02/2023	Duke	W	72-68	7758
01/03/2024	at Florida St.	L	71-82	4248
01/06/2024	Boston College	L	87-95	5052
01/09/2024	Notre Dame	Lot	68-75	3729
01/13/2024	at Duke	L	79-84	9314
01/16/2024	at Clemson	Wot2	93-90	7217
01/20/2024	Virginia	L	66-75	6380
01/23/2024	Pittsburgh	L	64-72	3612
01/27/2024	at Virginia Tech	L	67-91	8925
01/30/2024	North Carolina	W	74-73	8600
02/03/2024	at NC State	L	76-82	15523
02/06/2024	Wake Forest	L	51-80	4239
02/10/2024	at Louisville	L	67-79	11891
02/14/2024	at Notre Dame	L	55-58	4589
02/17/2024	Syracuse	W	65-60	6241
02/21/2024	Clemson	L	57-81	4567
02/24/2024	at Miami (FL)	W	80-76	7906
03/02/2024	Florida St.	W	85-76	5908
03/05/2024	at Wake Forest	W	70-69	7481
03/09/2024	at Virginia	L	57-72	13877

# 2023-24 SEASON STATISTICS - POINTS/REBOUNDS/ASSISTS

Opponent	Date	Score		1 STURDIVANT	2 GEORGE,NAI	3 COLEMAN,DA	4 MURPHY,CAR	5 GAPARE,TAF	10 DOWUONA,EB	11 NDONGO,BAY	12 CLAUDE,TYZ	13 KELLY,MILE	14 REEVES JR.	23 SACKO,IBRA
Ga. Southern	11/06/2023	84-62	W	8-4-6	DNP	17-0-0	DNP	2-1-0	2-4-0	DNP	10-10-3	25-5-3	15-3-3	0-4-0
Howard	11/09/2023	88-85	W	11-2-2	DNP	7-4-0	0-0-0	0-2-0	2-1-0	DNP	19-6-3	27-6-2	15-7-2	1-3-0
UMass Lowell	11/14/2023	71-74	L	12-0-5	DNP	24-5-1	DNP	0-3-1	2-1-0	DNP	9-9-1	11-8-1	4-3-0	2-8-1
at Cincinnati	11/22/2023	54-89	L	2-1-4	8-1-0	0-1-0	3-4-0	DNP	0-0-1	8-8-0	2-2-0	12-2-1	14-3-1	3-3-0
Mississippi St.	11/28/2023	67-59	W	12-3-0	11-4-1	6-4-2	3-1-0	DNP	2-2-0	2-6-3	1-1-0	22-12-1	6-6-1	2-3-0
Duke	12/02/2023	72-68	W	6-0-4	2-1-9	5-3-1	0-0-0	DNP	2-3-0	21-5-2	4-8-1	16-7-2	14-4-0	2-0-0
at Georgia	12/05/2023	62-76	L	3-0-3	5-5-1	8-4-2	0-0-0	7-2-0	0-1-0	8-11-3	5-4-1	12-7-4	12-3-0	2-3-1
Alabama A&M	12/09/2023	70-49	W	3-4-2	2-3-8	0-1-1	DNP	8-3-1	2-1-0	2-5-0	10-9-2	11-4-0	20-10-1	4-3-0
vs Penn St.	12/16/2023	82-81	Wot	8-2-3	8-1-8	5-5-3	DNP	20-6-0	2-3-1	12-19-1	2-2-1	10-5-6	15-5-0	DNP
vs Massachusetts	12/21/2023	73-70	W	21-3-0	9-2-5	12-2-0	DNP	0-0-1	0-0-0	12-8-0	0-9-0	7-6-0	9-4-1	3-3-0
at Hawaii	12/22/2023	73-68	W	5-3-5	14-2-3	0-4-0	DNP	9-7-0	DNP	22-12-0	2-5-0	14-5-3	7-5-0	DNP
vs Nevada	12/24/2023	64-72	L	5-1-1	9-1-2	8-3-1	DNP	0-2-0	DNP	20-8-1	3-5-1	10-5-3	9-4-0	0-0-0
at Florida St.	01/03/2024	71-82	L	5-1-5	7-4-3	7-2-0	DNP	2-0-1	DNP	10-9-0	2-0-0	20-6-0	18-6-2	0-0-0
Boston College	01/06/2024	87-95	L	11-10-9	4-0-4	10-1-1	DNP	8-1-0	2-2-0	18-10-1	5-1-0	12-3-1	17-2-0	DNP
Notre Dame	01/09/2024	68-75	Lot	0-1-1	9-2-11	5-3-1	DNP	0-1-0	2-2-0	16-9-2	2-2-0	25-7-3	9-4-2	DNP
at Duke	01/13/2024	79-84	L	3-1-1	17-2-5	8-4-0	DNP	8-0-1	0-0-0	16-5-1	2-5-2	16-11-4	9-4-2	DNP
at Clemson	01/16/2024	93-90	Wot2	18-1-2	20-0-6	6-0-0	DNP	0-4-1	0-1-0	11-10-1	9-8-2	14-6-1	15-0-0	DNP
Virginia	01/20/2024	66-75	L	8-4-0	15-1-9	5-2-0	DNP	3-1-1	0-0-0	15-5-0	6-4-1	8-5-1	6-3-0	0-1-0
Pittsburgh	01/23/2024	64-72	L	14-2-3	10-1-4	3-1-0	DNP	4-1-0	DNP	17-8-0	1-5-0	0-2-2	15-5-0	0-5-0
at Virginia Tech	01/27/2024	67-91	L	9-3-3	7-2-8	3-4-0	6-1-1	0-0-0	DNP	16-9-0	8-3-0	11-3-1	6-0-1	0-0-0
North Carolina	01/30/2024	74-73	W	18-2-4	16-4-4	3-4-0	0-1-0	6-8-1	0-2-0	2-0-1	9-8-0	15-5-0	2-4-0	3-0-0
at NC State	02/03/2024	76-82	L	9-2-2	18-4-5	0-2-0	DNP	7-4-0	0-1-0	5-7-0	5-8-0	20-10-2	12-3-1	DNP
Wake Forest	02/06/2024	51-80	L	3-1-0	12-5-7	0-0-0	0-0-0	8-5-0	0-1-0	14-6-0	4-2-0	0-5-1	3-5-3	2-0-0
at Louisville	02/10/2024	67-79	L	7-0-3	2-0-0	DNP	8-2-1	1-5-3	DNP	2-8-0	5-9-0	36-7-2	0-3-0	6-2-1
at Notre Dame	02/14/2024	55-58	L	0-2-2	5-4-4	DNP	3-1-0	1-2-0	DNP	11-5-2	4-3-0	11-4-4	7-6-1	13-4-1
Syracuse	02/17/2024	65-60	W	17-2-4	0-2-3	DNP	0-0-0	10-9-2	DNP	16-11-2	2-6-1	16-10-2	4-4-0	0-4-0
Clemson	02/21/2024	57-81	L	14-2-0	7-1-2	DNP	2-0-1	10-7-0	DNP	8-6-1	1-4-0	8-4-1	7-3-1	0-7-0
at Miami (FL)	02/24/2024	80-76	W	10-3-7	5-3-6	8-2-1	DNP	7-3-1	DNP	8-7-3	2-5-0	25-7-3	15-8-1	DNP
Florida St.	03/02/2024	85-76	W	20-2-4	15-5-2	5-2-1	0-0-0	8-10-4	DNP	15-14-0	8-10-1	5-3-3	9-3-2	DNP
at Wake Forest	03/05/2024	70-69	W	3-0-0	16-3-3	2-1-0	DNP	11-6-2	DNP	9-11-1	2-4-2	19-3-2	8-2-2	DNP
at Virginia	03/09/2024	57-72	L	8-3-4	8-4-5	6-3-1	0-0-0	3-4-1	DNP	21-9-0	4-4-0	0-1-0	7-4-0	DNP

Opponent	Date	Score		24 ABRAM,AMAR	33 SAN MIGUEL	35 NICHOLS,EM
Ga. Southern	11/06/2023	84-62	W	5-2-2	DNP	DNP
Howard	11/09/2023	88-85	W	6-4-3	DNP	DNP
UMass Lowell	11/14/2023	71-74	L	7-2-1	DNP	DNP
at Cincinnati	11/22/2023	54-89	L	2-4-1	DNP	0-1-0
Mississippi St.	11/28/2023	67-59	W	DNP	DNP	DNP
Duke	12/02/2023	72-68	W	DNP	DNP	DNP
at Georgia	12/05/2023	62-76	L	DNP	DNP	DNP
Alabama A&M	12/09/2023	70-49	W	8-4-0	0-1-0	0-3-0
vs Penn St.	12/16/2023	82-81	Wot	0-0-2	DNP	DNP
vs Massachusetts	12/21/2023	73-70	W	DNP	DNP	DNP
at Hawaii	12/22/2023	73-68	W	DNP	DNP	DNP
vs Nevada	12/24/2023	64-72	L	DNP	DNP	DNP
at Florida St.	01/03/2024	71-82	L	DNP	DNP	DNP
Boston College	01/06/2024	87-95	L	DNP	DNP	DNP
Notre Dame	01/09/2024	68-75	Lot	DNP	DNP	DNP
at Duke	01/13/2024	79-84	L	0-1-1	DNP	DNP
at Clemson	01/16/2024	93-90	Wot2	DNP	DNP	DNP
Virginia	01/20/2024	66-75	L	DNP	DNP	DNP
Pittsburgh	01/23/2024	64-72	L	DNP	DNP	DNP
at Virginia Tech	01/27/2024	67-91	L	1-0-0	DNP	DNP
North Carolina	01/30/2024	74-73	W	0-0-0	DNP	DNP
at NC State	02/03/2024	76-82	L	DNP	DNP	DNP
Wake Forest	02/06/2024	51-80	L	5-0-1	DNP	DNP
at Louisville	02/10/2024	67-79	L	DNP	DNP	DNP
at Notre Dame	02/14/2024	55-58	L	DNP	DNP	DNP
Syracuse	02/17/2024	65-60	W	DNP	DNP	DNP
Clemson	02/21/2024	57-81	L	DNP	DNP	DNP
at Miami (FL)	02/24/2024	80-76	W	DNP	DNP	DNP
Florida St.	03/02/2024	85-76	W	DNP	DNP	DNP
at Wake Forest	03/05/2024	70-69	W	DNP	DNP	DNP
at Virginia	03/09/2024	57-72	L	DNP	DNP	DNP



2023-24 SEASON STATISTICS - TEAM GAME-BY-GAME

				Total		3-Pointers		Free throws		Rebounds											
Opponent	Date	Score		FG-FGA	PCT	3FG-3FGA	PCT	FT-FTA	PCT	OFF	DEF	TOT	AVG	PF	A	TO	BLK	STL	PTS	AVG	
Ga. Southern	11/06/2023	84-62	W	27-60	.450	13-29	.448	17-27	.630	15	22	37	37.0	16	17	13	4	10	84	84.0	
Howard	11/09/2023	88-85	W	34-77	.442	4-18	.222	16-27	.593	22	21	43	40.0	19	12	7	3	6	88	86.0	
UMass Lowell	11/14/2023	71-74	L	26-70	.371	6-30	.200	13-23	.565	18	26	44	41.3	22	11	11	6	5	71	81.0	
at Cincinnati	11/22/2023	54-89	L	17-49	.347	5-17	.294	15-19	.789	7	25	32	39.0	16	8	19	10	4	54	74.3	
Mississippi St.	11/28/2023	67-59	W	21-61	.344	8-27	.296	17-23	.739	12	33	45	40.2	20	8	12	5	7	67	72.8	
Duke	12/02/2023	72-68	W	27-53	.509	7-23	.304	11-13	.846	6	27	33	39.0	12	19	12	8	1	72	72.7	
at Georgia	12/05/2023	62-76	L	24-75	.320	8-27	.296	6-13	.462	17	26	43	39.6	18	15	8	5	7	62	71.1	
Alabama A&M	12/09/2023	70-49	W	24-56	.429	8-28	.286	14-22	.636	19	36	55	41.5	14	15	20	2	3	70	71.0	
vs Penn St.	12/16/2023	82-81	Wot	32-71	.451	5-22	.227	13-19	.684	20	34	54	42.9	16	25	17	5	3	82	72.2	
vs Massachusetts	12/21/2023	73-70	W	25-51	.490	5-17	.294	18-21	.857	10	32	42	42.8	16	7	21	5	6	73	72.3	
at Hawaii	12/22/2023	73-68	W	29-63	.460	5-17	.294	10-15	.667	15	31	46	43.1	17	11	9	4	2	73	72.4	
vs Nevada	12/24/2023	64-72	L	22-57	.386	6-26	.231	14-21	.667	10	21	31	42.1	16	9	9	1	4	64	71.7	
at Florida St.	01/03/2024	71-82	L	25-59	.424	7-26	.269	14-26	.538	9	22	31	41.2	18	11	10	2	4	71	71.6	
Boston College	01/06/2024	87-95	L	32-59	.542	10-23	.435	13-19	.684	11	25	36	40.9	15	16	11	2	3	87	72.7	
Notre Dame	01/09/2024	68-75	Lot	27-72	.375	11-35	.314	3-7	.429	10	23	33	40.3	16	20	10	2	10	68	72.4	
at Duke	01/13/2024	79-84	L	30-55	.545	11-20	.550	8-12	.667	5	29	34	39.9	21	17	14	8	3	79	72.8	
at Clemson	01/16/2024	93-90	Wot2	31-62	.500	15-35	.429	16-20	.800	9	24	33	39.5	22	13	12	4	5	93	74.0	
Virginia	01/20/2024	66-75	L	23-51	.451	9-27	.333	11-15	.733	8	21	29	38.9	13	12	13	2	4	66	73.6	
Pittsburgh	01/23/2024	64-72	L	22-56	.393	8-25	.320	12-16	.750	12	19	31	38.5	16	9	9	5	5	64	73.1	
at Virginia Tech	01/27/2024	67-91	L	25-66	.379	8-22	.364	9-14	.643	13	18	31	38.2	16	14	5	5	2	67	72.8	
North Carolina	01/30/2024	74-73	W	25-61	.410	9-20	.450	15-17	.882	10	31	41	38.3	17	10	14	8	4	74	72.8	
at NC State	02/03/2024	76-82	L	24-58	.414	11-27	.407	17-25	.680	11	36	47	38.7	23	10	12	4	2	76	73.0	
Wake Forest	02/06/2024	51-80	L	17-60	.283	3-24	.125	14-19	.737	5	26	31	38.3	16	12	11	2	3	51	72.0	
at Louisville	02/10/2024	67-79	L	22-63	.349	9-25	.360	14-18	.778	14	22	36	38.3	28	10	15	1	8	67	71.8	
at Notre Dame	02/14/2024	55-58	L	22-48	.458	5-15	.333	6-11	.545	5	26	31	38.0	16	14	10	5	4	55	71.1	
Syracuse	02/17/2024	65-60	W	24-61	.393	7-25	.280	10-12	.833	12	37	49	38.4	17	14	17	2	6	65	70.9	
Clemson	02/21/2024	57-81	L	16-53	.302	6-21	.286	19-21	.905	10	24	34	38.2	8	6	9	3	0	57	70.4	
at Miami (FL)	02/24/2024	80-76	W	30-63	.476	15-34	.441	5-5	1.000	9	32	41	38.3	13	22	12	2	4	80	70.7	
Florida St.	03/02/2024	85-76	W	30-71	.423	8-26	.308	17-24	.708	21	34	55	38.9	15	17	16	7	3	85	71.2	
at Wake Forest	03/05/2024	70-69	W	29-54	.537	10-21	.476	2-2	1.000	6	28	34	38.7	16	12	16	3	4	70	71.2	
at Virginia	03/09/2024	57-72	L	21-52	.404	4-21	.190	11-13	.846	9	25	34	38.6	4	11	12	2	3	57	70.7	
Total		2192		783-1867	.419	246-753	.327	380-539	.705	360	836	1196	38.6	512	407	386	127	135	2192	70.7	
Opponents		2323		818-1924	.425	242-756	.320	445-605	.736	331	771	1102	35.5	503	415	269	103	217	2323	74.9	

Georgia Tech Averages

Games Played	Points/game	FG Pct	3FG Pct	FT Pct	Rebounds/game	Assists/game	Turnovers/game	Assist/Turnover ratio	Steals/game	Blocks/game
31	70.7	41.9	32.7	70.5	38.6	13.1	12.5	1.1	4.4	4.1



# 2023-24 SEASON STATISTICS - OPPONENT GAME-BY-GAME

				Total		3-Pointers		Free throws		Rebounds											
Opponent	Date	Score		FG-FGA	PCT	3FG-3FGA	PCT	FT-FTA	PCT	OFF	DEF	TOT	AVG	PF	A	TO	BLK	STL	PTS	AVG	
Ga. Southern	11/06/2023	84-62	W	23-57	.404	6-22	.273	10-13	.769	11	22	33	33.0	23	6	18	2	5	62	62.0	
Howard	11/09/2023	88-85	W	30-60	.500	6-21	.286	19-28	.679	11	26	37	35.0	19	11	14	6	5	85	73.5	
UMass Lowell	11/14/2023	71-74	L	28-67	.418	2-15	.133	16-19	.842	13	29	42	37.3	19	12	10	6	7	74	73.7	
at Cincinnati	11/22/2023	54-89	L	29-62	.468	14-35	.400	17-24	.708	8	26	34	36.5	15	17	6	4	7	89	77.5	
Mississippi St.	11/28/2023	67-59	W	20-65	.308	7-30	.233	12-16	.750	14	29	43	37.8	19	5	13	2	8	59	73.8	
Duke	12/02/2023	72-68	W	26-62	.419	4-16	.250	12-20	.600	13	20	33	37.0	15	12	6	6	8	68	72.8	
at Georgia	12/05/2023	62-76	L	26-65	.400	10-33	.303	14-21	.667	13	37	50	38.9	14	14	9	4	4	76	73.3	
Alabama A&M	12/09/2023	70-49	W	16-58	.276	2-20	.100	15-20	.750	9	19	28	37.5	20	4	7	4	12	49	70.3	
vs Penn St.	12/16/2023	82-81	Wot	29-74	.392	12-33	.364	11-17	.647	14	18	32	36.9	18	15	6	3	13	81	71.4	
vs Massachusetts	12/21/2023	73-70	W	26-67	.388	10-31	.323	8-19	.421	15	18	33	36.5	20	11	11	3	16	70	71.3	
at Hawaii	12/22/2023	73-68	W	22-58	.379	6-26	.231	18-25	.720	7	21	28	35.7	16	12	4	2	4	68	71.0	
vs Nevada	12/24/2023	64-72	L	26-53	.491	7-22	.318	13-20	.650	8	26	34	35.6	18	9	12	5	4	72	71.1	
at Florida St.	01/03/2024	71-82	L	31-60	.517	7-17	.412	13-17	.765	9	29	38	35.8	21	12	13	1	7	82	71.9	
Boston College	01/06/2024	87-95	L	35-63	.556	12-23	.522	13-18	.722	5	19	24	34.9	18	21	5	3	4	95	73.6	
Notre Dame	01/09/2024	68-75	Lot	24-61	.393	8-24	.333	19-21	.905	13	35	48	35.8	12	11	16	1	5	75	73.7	
at Duke	01/13/2024	79-84	L	27-63	.429	10-21	.476	20-28	.714	11	21	32	35.6	15	16	4	4	6	84	74.3	
at Clemson	01/16/2024	93-90	Wot2	29-70	.414	3-21	.143	29-38	.763	22	23	45	36.1	15	13	10	4	5	90	75.2	
Virginia	01/20/2024	66-75	L	29-58	.500	11-23	.478	6-11	.545	9	20	29	35.7	14	19	9	3	4	75	75.2	
Pittsburgh	01/23/2024	64-72	L	24-50	.480	8-19	.421	16-21	.762	9	24	33	35.6	14	13	11	4	6	72	75.1	
at Virginia Tech	01/27/2024	67-91	L	32-58	.552	12-27	.444	15-17	.882	8	29	37	35.7	17	23	7	3	2	91	75.9	
North Carolina	01/30/2024	74-73	W	28-77	.364	8-28	.286	9-17	.529	22	26	48	36.2	16	17	11	0	8	73	75.7	
at NC State	02/03/2024	76-82	L	26-69	.377	9-31	.290	21-27	.778	13	29	42	36.5	18	14	4	2	9	82	76.0	
Wake Forest	02/06/2024	51-80	L	29-63	.460	5-21	.238	17-17	1.000	6	36	42	36.7	14	17	8	5	8	80	76.2	
at Louisville	02/10/2024	67-79	L	22-57	.386	4-18	.222	31-34	.912	13	28	41	36.9	16	13	12	4	5	79	76.3	
at Notre Dame	02/14/2024	55-58	L	18-57	.316	5-26	.192	17-22	.773	16	24	40	37.0	14	10	6	2	7	58	75.6	
Syracuse	02/17/2024	65-60	W	22-60	.367	4-25	.160	12-17	.706	4	24	28	36.7	17	10	7	2	12	60	75.0	
Clemson	02/21/2024	57-81	L	31-58	.534	14-29	.483	5-7	.714	5	26	31	36.5	16	21	5	4	4	81	75.2	
at Miami (FL)	02/24/2024	80-76	W	29-69	.420	13-36	.361	5-10	.500	11	23	34	36.4	9	19	5	3	6	76	75.2	
Florida St.	03/02/2024	85-76	W	28-70	.400	7-21	.333	13-17	.765	10	23	33	36.3	21	12	9	4	9	76	75.2	
at Wake Forest	03/05/2024	70-69	W	24-57	.421	4-16	.250	17-20	.850	6	19	25	35.9	11	8	6	3	8	69	75.0	
at Virginia	03/09/2024	57-72	L	29-56	.518	12-26	.462	2-4	.500	3	22	25	35.5	9	18	5	4	9	72	74.9	
Total		2323		818-1924	.425	242-756	.320	445-605	.736	331	771	1102	35.5	503	415	269	103	217	2323	74.9	
Georgia Tech		2192		783-1867	.419	246-753	.327	380-539	.705	360	836	1196	38.6	512	407	386	127	135	2192	70.7	

## Opponents Averages

Games Played	Points/game	FG Pct	3FG Pct	FT Pct	Rebounds/game	Assists/game	Turnovers/game	Assist/Turnover ratio	Steals/game	Blocks/game
31	74.9	42.5	32.0	73.6	35.5	13.4	8.7	1.5	7.0	3.3

# 2023-24 SEASON STATISTICS - INDIVIDUAL GAME-BY-GAME

## #1 STURDIVANT, Kyle

Opponent	Date	GS	MIN	Total		3-Pointers		Free throws		Rebounds				PF	A	TO	BLK	STL	PTS	AVG
				FG-FGA	PCT	3FG-3FGA	PCT	FT-FTA	PCT	OFF	DEF	TOT	AVG							
Ga. Southern	11/06/2023		27:43	3-5	.600	2-3	.667	0-0	.000	0	4	4	4.0	2	6	1	0	1	8	8.0
Howard	11/09/2023		22:08	5-12	.417	0-1	.000	1-1	1.000	1	1	2	3.0	3	2	0	0	0	11	9.5
UMass Lowell	11/14/2023		26:12	6-13	.462	0-4	.000	0-1	.000	0	0	0	2.0	3	5	3	0	0	12	10.3
at Cincinnati	11/22/2023		11:41	0-3	.000	0-0	.000	2-2	1.000	0	1	1	1.8	1	4	0	0	0	2	8.3
Mississippi St.	11/28/2023		12:08	4-7	.571	1-2	.500	3-4	.750	1	2	3	2.0	3	0	3	0	2	12	9.0
Duke	12/02/2023		13:44	1-4	.250	0-2	.000	4-4	1.000	0	0	0	1.7	0	4	2	0	0	6	8.5
at Georgia	12/05/2023		13:24	1-4	.250	1-1	1.000	0-0	.000	0	0	0	1.4	2	3	0	0	1	3	7.7
Alabama A&M	12/09/2023		14:45	0-1	.000	0-1	.000	3-4	.750	0	4	4	1.8	2	2	2	0	0	3	7.1
vs Penn St.	12/16/2023		14:09	4-6	.667	0-0	.000	0-0	.000	0	2	2	1.8	1	3	5	0	0	8	7.2
vs Massachusetts	12/21/2023		26:56	6-10	.600	1-3	.333	8-8	1.000	1	2	3	1.9	0	0	2	0	3	21	8.6
at Hawaii	12/22/2023		16:12	2-7	.286	1-1	1.000	0-0	.000	0	3	3	2.0	0	5	2	0	0	5	8.3
vs Nevada	12/24/2023		15:09	2-5	.400	1-3	.333	0-0	.000	0	1	1	1.9	0	1	1	0	0	5	8.0
at Florida St.	01/03/2024		26:49	1-5	.200	0-2	.000	3-4	.750	0	1	1	1.8	2	5	0	0	0	5	7.8
Boston College	01/06/2024		23:33	3-5	.600	2-4	.500	3-4	.750	1	9	10	2.4	0	9	2	0	0	11	8.0
Notre Dame	01/09/2024		16:51	0-3	.000	0-2	.000	0-0	.000	0	1	1	2.3	3	1	1	0	1	0	7.5
at Duke	01/13/2024		08:16	1-2	.500	1-1	1.000	0-0	.000	0	1	1	2.3	1	1	1	0	0	3	7.2
at Clemson	01/16/2024		22:33	5-10	.500	3-8	.375	5-5	1.000	0	1	1	2.2	1	2	1	0	1	18	7.8
Virginia	01/20/2024		23:37	3-9	.333	2-6	.333	0-0	.000	1	3	4	2.3	2	0	0	0	1	8	7.8
Pittsburgh	01/23/2024		25:18	5-10	.500	2-3	.667	2-2	1.000	1	1	2	2.3	2	3	0	0	2	14	8.2
at Virginia Tech	01/27/2024		17:48	3-10	.300	1-4	.250	2-2	1.000	1	2	3	2.3	2	3	1	0	1	9	8.2
North Carolina	01/30/2024		22:14	6-10	.600	4-4	1.000	2-2	1.000	0	2	2	2.3	0	4	3	1	0	18	8.7
at NC State	02/03/2024		27:10	3-9	.333	0-3	.000	3-4	.750	0	2	2	2.3	2	2	1	0	0	9	8.7
Wake Forest	02/06/2024		17:45	1-4	.250	1-3	.333	0-0	.000	0	1	1	2.2	1	0	0	0	0	3	8.4
at Louisville	02/10/2024		18:20	2-5	.400	1-3	.333	2-2	1.000	0	0	0	2.1	4	3	1	0	2	7	8.4
at Notre Dame	02/14/2024		20:30	0-1	.000	0-1	.000	0-0	.000	0	2	2	2.1	1	2	3	1	0	0	8.0
Syracuse	02/17/2024		31:45	6-14	.429	4-8	.500	1-2	.500	0	2	2	2.1	4	4	1	0	2	17	8.4
Clemson	02/21/2024		22:27	4-10	.400	2-6	.333	4-4	1.000	0	2	2	2.1	0	0	1	0	0	14	8.6
at Miami (FL)	02/24/2024		27:59	2-11	.182	2-7	.286	4-4	1.000	0	3	3	2.1	1	7	1	0	1	10	8.6
Florida St.	03/02/2024		25:52	6-11	.545	4-6	.667	4-5	.800	0	2	2	2.1	1	4	4	0	0	20	9.0
at Wake Forest	03/05/2024		12:42	1-2	.500	1-2	.500	0-0	.000	0	0	0	2.1	2	0	2	1	0	3	8.8
at Virginia	03/09/2024		25:46	3-8	.375	2-5	.400	0-0	.000	1	2	3	2.1	0	4	0	0	0	8	8.8
Totals		0	631:26	89-216	.412	39-99	.394	56-64	.875	8	57	65	2.1	46	89	44	3	18	273	8.8

## Player Averages

Games Played	Minutes/ game	Points/ game	FG Pct	3FG Pct	FT Pct	Rebounds/ game	Assists/ game	Turnovers/ game	Assist/Turnover ratio	Steals/ game	Blocks/ game
31	20.4	8.8	41.2	39.4	87.5	2.1	2.9	1.4	2.0	0.6	0.1



2023-24 SEASON STATISTICS - INDIVIDUAL GAME-BY-GAME

#2 GEORGE, Naithan

Opponent	Date	GS	MIN	Total		3-Pointers		Free throws		Rebounds				PF	A	TO	BLK	STL	PTS	AVG
				FG-FGA	PCT	3FG-3FGA	PCT	FT-FTA	PCT	OFF	DEF	TOT	AVG							
at Cincinnati	11/22/2023		15:04	3-6	.500	2-3	.667	0-0	.000	0	1	1	1.0	1	0	3	0	0	8	8.0
Mississippi St.	11/28/2023	*	31:46	4-10	.400	0-3	.000	3-5	.600	1	3	4	2.5	2	1	3	1	0	11	9.5
Duke	12/02/2023	*	28:13	1-6	.167	0-4	.000	0-1	.000	0	1	1	2.0	2	9	3	0	0	2	7.0
at Georgia	12/05/2023	*	26:36	2-9	.222	1-5	.200	0-0	.000	0	5	5	2.8	3	1	0	0	0	5	6.5
Alabama A&M	12/09/2023	*	24:52	1-3	.333	0-2	.000	0-0	.000	2	1	3	2.8	1	8	2	0	1	2	5.6
vs Penn St.	12/16/2023	*	33:15	4-6	.667	0-0	.000	0-0	.000	0	1	1	2.5	1	8	3	0	0	8	6.0
vs Massachusetts	12/21/2023	*	20:59	3-3	1.000	1-1	1.000	2-2	1.000	0	2	2	2.4	3	5	3	0	0	9	6.4
at Hawaii	12/22/2023	*	31:40	4-12	.333	2-6	.333	4-6	.667	1	1	2	2.4	2	3	1	0	0	14	7.4
vs Nevada	12/24/2023	*	32:44	3-9	.333	0-3	.000	3-6	.500	0	1	1	2.2	0	2	0	0	2	9	7.6
at Florida St.	01/03/2024	*	25:42	2-8	.250	0-4	.000	3-5	.600	1	3	4	2.4	1	3	1	0	1	7	7.5
Boston College	01/06/2024	*	16:27	2-5	.400	0-1	.000	0-0	.000	0	0	0	2.2	1	4	1	0	0	4	7.2
Notre Dame	01/09/2024	*	30:52	4-9	.444	1-5	.200	0-1	.000	0	2	2	2.2	1	11	3	0	2	9	7.3
at Duke	01/13/2024	*	32:41	6-11	.545	3-6	.500	2-5	.400	0	2	2	2.2	2	5	1	0	0	17	8.1
at Clemson	01/16/2024	*	36:46	8-13	.615	4-7	.571	0-0	.000	0	0	0	2.0	1	6	1	1	1	20	8.9
Virginia	01/20/2024	*	33:09	4-8	.500	1-4	.250	6-6	1.000	0	1	1	1.9	3	9	3	0	0	15	9.3
Pittsburgh	01/23/2024	*	37:52	3-10	.300	2-7	.286	2-2	1.000	1	0	1	1.9	2	4	1	1	0	10	9.4
at Virginia Tech	01/27/2024	*	32:13	3-10	.300	1-2	.500	0-0	.000	2	0	2	1.9	1	8	1	0	0	7	9.2
North Carolina	01/30/2024	*	30:07	4-10	.400	0-3	.000	8-10	.800	1	3	4	2.0	4	4	2	0	1	16	9.6
at NC State	02/03/2024	*	34:20	5-12	.417	3-5	.600	5-6	.833	0	4	4	2.1	1	5	2	0	1	18	10.1
Wake Forest	02/06/2024	*	32:45	4-13	.308	1-5	.200	3-3	1.000	0	5	5	2.3	2	7	3	0	0	12	10.2
at Louisville	02/10/2024	*	25:27	1-6	.167	0-2	.000	0-1	.000	0	0	0	2.1	2	0	3	0	0	2	9.8
at Notre Dame	02/14/2024	*	34:44	2-5	.400	1-2	.500	0-2	.000	0	4	4	2.2	0	4	2	0	0	5	9.5
Syracuse	02/17/2024	*	19:49	0-2	.000	0-0	.000	0-0	.000	0	2	2	2.2	3	3	3	0	0	0	9.1
Clemson	02/21/2024	*	22:59	3-7	.429	1-2	.500	0-0	.000	0	1	1	2.2	1	2	0	0	0	7	9.0
at Miami (FL)	02/24/2024	*	34:50	2-5	.400	1-3	.333	0-0	.000	0	3	3	2.2	2	6	2	0	0	5	8.9
Florida St.	03/02/2024	*	30:32	4-7	.571	2-3	.667	5-7	.714	2	3	5	2.3	1	2	0	0	0	15	9.1
at Wake Forest	03/05/2024	*	34:31	8-14	.571	0-3	.000	0-0	.000	1	2	3	2.3	1	3	7	0	0	16	9.4
at Virginia	03/09/2024	*	32:47	4-10	.400	0-3	.000	0-0	.000	0	4	4	2.4	1	5	3	0	0	8	9.3
Totals		27	823:43	94-229	.410	27-94	.287	46-68	.676	12	55	67	2.4	45	128	57	3	9	261	9.3

Player Averages

Games Played	Minutes/ game	Points/ game	FG Pct	3FG Pct	FT Pct	Rebounds/ game	Assists/ game	Turnovers/ game	Assist/Turnover ratio	Steals/ game	Blocks/ game
28	29.4	9.3	41.0	28.7	67.6	2.4	4.6	2.0	2.2	0.3	0.1



# 2023-24 SEASON STATISTICS - INDIVIDUAL GAME-BY-GAME

## #3 COLEMAN, Dallan "Deebo"

Opponent	Date	GS	MIN	Total		3-Pointers		Free throws		Rebounds										
				FG-FGA	PCT	3FG-3FGA	PCT	FT-FTA	PCT	OFF	DEF	TOT	AVG	PF	A	TO	BLK	STL	PTS	AVG
Ga. Southern	11/06/2023		25:49	5-7	.714	3-5	.600	4-7	.571	0	0	0	0.0	2	0	0	0	0	17	17.0
Howard	11/09/2023		28:16	3-5	.600	1-2	.500	0-1	.000	1	3	4	2.0	3	0	0	0	1	7	12.0
UMass Lowell	11/14/2023		31:32	7-12	.583	5-9	.556	5-7	.714	2	3	5	3.0	2	1	0	1	1	24	16.0
at Cincinnati	11/22/2023		13:17	0-2	.000	0-2	.000	0-0	.000	0	1	1	2.5	2	0	1	0	1	0	12.0
Mississippi St.	11/28/2023		28:10	2-7	.286	2-7	.286	0-0	.000	1	3	4	2.8	1	2	0	0	0	6	10.8
Duke	12/02/2023		20:57	2-4	.500	0-1	.000	1-1	1.000	0	3	3	2.8	1	1	0	1	0	5	9.8
at Georgia	12/05/2023		27:53	3-12	.250	2-6	.333	0-0	.000	2	2	4	3.0	2	2	0	0	1	8	9.6
Alabama A&M	12/09/2023		16:04	0-5	.000	0-4	.000	0-0	.000	1	0	1	2.8	1	1	1	1	0	0	8.4
vs Penn St.	12/16/2023		23:59	2-4	.500	1-3	.333	0-0	.000	3	2	5	3.0	3	3	0	1	0	5	8.0
vs Massachusetts	12/21/2023		24:49	4-8	.500	2-4	.500	2-2	1.000	1	1	2	2.9	1	0	3	0	1	12	8.4
at Hawaii	12/22/2023		15:05	0-4	.000	0-3	.000	0-1	.000	1	3	4	3.0	2	0	0	0	0	0	7.6
vs Nevada	12/24/2023		25:51	3-6	.500	2-4	.500	0-0	.000	0	3	3	3.0	3	1	1	0	0	8	7.7
at Florida St.	01/03/2024		18:04	3-5	.600	1-3	.333	0-0	.000	0	2	2	2.9	1	0	0	0	1	7	7.6
Boston College	01/06/2024		28:18	3-7	.429	1-4	.250	3-4	.750	1	0	1	2.8	2	1	0	0	1	10	7.8
Notre Dame	01/09/2024		33:47	2-8	.250	1-5	.200	0-0	.000	3	0	3	2.8	2	1	0	1	2	5	7.6
at Duke	01/13/2024		20:59	3-4	.750	2-3	.667	0-0	.000	1	3	4	2.9	3	0	1	0	1	8	7.6
at Clemson	01/16/2024		12:03	2-3	.667	2-3	.667	0-0	.000	0	0	0	2.7	2	0	0	0	0	6	7.5
Virginia	01/20/2024		12:58	2-5	.400	1-2	.500	0-2	.000	1	1	2	2.7	0	0	1	0	0	5	7.4
Pittsburgh	01/23/2024		11:50	1-5	.200	1-4	.250	0-0	.000	0	1	1	2.6	3	0	0	0	0	3	7.2
at Virginia Tech	01/27/2024		10:52	1-4	.250	1-3	.333	0-0	.000	0	4	4	2.7	2	0	0	0	0	3	7.0
North Carolina	01/30/2024		11:24	1-3	.333	1-1	1.000	0-0	.000	1	3	4	2.7	0	0	0	0	0	3	6.8
at NC State	02/03/2024		14:20	0-3	.000	0-2	.000	0-0	.000	1	1	2	2.7	1	0	0	0	0	0	6.5
Wake Forest	02/06/2024		06:21	0-0	.000	0-0	.000	0-0	.000	0	0	0	2.6	2	0	0	0	1	0	6.2
at Miami (FL)	02/24/2024		10:27	3-6	.500	1-4	.250	1-1	1.000	1	1	2	2.5	0	1	1	0	0	8	6.3
Florida St.	03/02/2024		10:38	2-4	.500	0-1	.000	1-3	.333	0	2	2	2.5	0	1	0	1	0	5	6.2
at Wake Forest	03/05/2024		08:48	1-3	.333	0-2	.000	0-0	.000	0	1	1	2.5	1	0	1	0	1	2	6.0
at Virginia	03/09/2024		16:04	2-4	.500	1-3	.333	1-1	1.000	1	2	3	2.5	0	1	0	0	1	6	6.0
Totals		0	508:33	57-140	.407	31-90	.344	18-30	.600	22	45	67	2.5	42	16	10	6	13	163	6.0

## Player Averages

Games Played	Minutes/ game	Points/ game	FG Pct	3FG Pct	FT Pct	Rebounds/ game	Assists/ game	Turnovers/ game	Assist/Turnover ratio	Steals/ game	Blocks/ game
27	18.8	6.0	40.7	34.4	60.0	2.5	0.6	0.4	1.6	0.5	0.2

# 2023-24 SEASON STATISTICS - INDIVIDUAL GAME-BY-GAME

## #5 GAPARE, Tafara

Opponent	Date	GS	MIN	Total		3-Pointers		Free throws		Rebounds				PF	A	TO	BLK	STL	PTS	AVG
				FG-FGA	PCT	3FG-3FGA	PCT	FT-FTA	PCT	OFF	DEF	TOT	AVG							
Ga. Southern	11/06/2023	*	15:55	1-6	.167	0-1	.000	0-0	.000	1	0	1	1.0	2	0	1	3	1	2	2.0
Howard	11/09/2023	*	09:37	0-2	.000	0-2	.000	0-0	.000	0	2	2	1.5	3	0	1	0	1	0	1.0
UMass Lowell	11/14/2023	*	13:32	0-1	.000	0-1	.000	0-0	.000	1	2	3	2.0	3	1	2	1	0	0	0.7
at Georgia	12/05/2023		17:40	3-5	.600	0-1	.000	1-3	.333	1	1	2	2.0	3	0	0	2	0	7	2.3
Alabama A&M	12/09/2023		15:30	3-5	.600	1-1	1.000	1-2	.500	1	2	3	2.2	1	1	1	0	2	8	3.4
vs Penn St.	12/16/2023		28:36	7-16	.438	3-6	.500	3-4	.750	2	4	6	2.8	2	0	1	1	0	20	6.2
vs Massachusetts	12/21/2023		06:00	0-1	.000	0-0	.000	0-0	.000	0	0	0	2.4	0	1	0	2	0	0	5.3
at Hawaii	12/22/2023	*	29:01	4-8	.500	0-2	.000	1-2	.500	3	4	7	3.0	4	0	1	4	0	9	5.8
vs Nevada	12/24/2023	*	18:37	0-4	.000	0-2	.000	0-0	.000	0	2	2	2.9	1	0	0	0	0	0	5.1
at Florida St.	01/03/2024		15:09	1-3	.333	0-2	.000	0-2	.000	0	0	0	2.6	0	1	1	0	0	2	4.8
Boston College	01/06/2024		13:22	2-4	.500	0-1	.000	4-4	1.000	0	1	1	2.5	0	0	0	0	1	8	5.1
Notre Dame	01/09/2024		08:01	0-2	.000	0-1	.000	0-0	.000	0	1	1	2.3	0	0	0	0	0	0	4.7
at Duke	01/13/2024	*	17:44	3-4	.750	2-2	1.000	0-0	.000	0	0	0	2.2	4	1	2	3	0	8	4.9
at Clemson	01/16/2024		08:55	0-4	.000	0-4	.000	0-0	.000	1	3	4	2.3	2	1	0	1	0	0	4.6
Virginia	01/20/2024		09:28	1-2	.500	1-2	.500	0-0	.000	0	1	1	2.2	0	1	0	0	0	3	4.5
Pittsburgh	01/23/2024		15:27	1-5	.200	1-3	.333	1-2	.500	0	1	1	2.1	1	0	1	0	0	4	4.4
at Virginia Tech	01/27/2024		11:05	0-2	.000	0-1	.000	0-0	.000	0	0	0	2.0	0	0	0	0	0	0	4.2
North Carolina	01/30/2024		24:54	2-5	.400	0-1	.000	2-2	1.000	0	8	8	2.3	1	1	1	3	1	6	4.3
at NC State	02/03/2024		21:08	2-6	.333	0-3	.000	3-6	.500	1	3	4	2.4	5	0	2	3	1	7	4.4
Wake Forest	02/06/2024		24:00	2-9	.222	0-3	.000	4-4	1.000	1	4	5	2.6	3	0	0	0	0	8	4.6
at Louisville	02/10/2024	*	24:34	0-7	.000	0-4	.000	1-2	.500	2	3	5	2.7	3	3	2	1	2	1	4.4
at Notre Dame	02/14/2024	*	11:05	0-1	.000	0-0	.000	1-2	.500	0	2	2	2.6	1	0	2	1	0	1	4.3
Syracuse	02/17/2024	*	22:21	4-6	.667	0-0	.000	2-2	1.000	1	8	9	2.9	1	2	2	1	1	10	4.5
Clemson	02/21/2024	*	24:36	3-7	.429	0-4	.000	4-5	.800	2	5	7	3.1	2	0	2	1	0	10	4.8
at Miami (FL)	02/24/2024	*	18:24	3-5	.600	1-2	.500	0-0	.000	0	3	3	3.1	4	1	0	1	0	7	4.8
Florida St.	03/02/2024	*	29:59	4-11	.364	0-4	.000	0-0	.000	3	7	10	3.3	1	4	2	3	0	8	5.0
at Wake Forest	03/05/2024	*	28:01	4-10	.400	1-3	.333	2-2	1.000	1	5	6	3.4	3	2	1	1	0	11	5.2
at Virginia	03/09/2024	*	26:03	1-6	.167	0-2	.000	1-2	.500	0	4	4	3.5	0	1	2	1	0	3	5.1
Totals		14	508:43	51-147	.347	10-58	.172	31-46	.674	21	76	97	3.5	50	21	27	33	10	143	5.1

## Player Averages

Games Played	Minutes/game	Points/game	FG Pct	3FG Pct	FT Pct	Rebounds/game	Assists/game	Turnovers/game	Assist/Turnover ratio	Steals/game	Blocks/game
28	18.2	5.1	34.7	17.2	67.4	3.5	0.8	1.0	0.8	0.4	1.2

# 2023-24 SEASON STATISTICS - INDIVIDUAL GAME-BY-GAME

## #10 DOWUONA, Ebenezer

Opponent	Date	GS	MIN	Total		3-Pointers		Free throws		Rebounds										
				FG-FGA	PCT	3FG-3FGA	PCT	FT-FTA	PCT	OFF	DEF	TOT	AVG	PF	A	TO	BLK	STL	PTS	AVG
Ga. Southern	11/06/2023		08:22	1-2	.500	0-0	.000	0-1	.000	3	1	4	4.0	3	0	0	0	0	2	2.0
Howard	11/09/2023		05:54	1-1	1.000	0-0	.000	0-0	.000	1	0	1	2.5	1	0	1	1	0	2	2.0
UMass Lowell	11/14/2023		02:30	1-1	1.000	0-0	.000	0-0	.000	0	1	1	2.0	0	0	1	0	0	2	2.0
at Cincinnati	11/22/2023		17:32	0-0	.000	0-0	.000	0-0	.000	0	0	0	1.5	2	1	0	1	0	0	1.5
Mississippi St.	11/28/2023	*	18:16	1-1	1.000	0-0	.000	0-0	.000	1	1	2	1.6	2	0	1	1	1	2	1.6
Duke	12/02/2023	*	20:44	1-1	1.000	0-0	.000	0-0	.000	1	2	3	1.8	3	0	1	1	0	2	1.7
at Georgia	12/05/2023	*	08:02	0-1	.000	0-0	.000	0-0	.000	1	0	1	1.7	0	0	1	0	0	0	1.4
Alabama A&M	12/09/2023	*	08:15	1-1	1.000	0-0	.000	0-1	.000	1	0	1	1.6	0	0	0	0	0	2	1.5
vs Penn St.	12/16/2023	*	10:22	1-4	.250	0-0	.000	0-0	.000	2	1	3	1.8	1	1	1	0	0	2	1.6
vs Massachusetts	12/21/2023	*	06:02	0-0	.000	0-0	.000	0-0	.000	0	0	0	1.6	1	0	0	0	0	0	1.4
Boston College	01/06/2024	*	12:18	1-3	.333	0-0	.000	0-0	.000	1	1	2	1.6	1	0	0	0	0	2	1.5
Notre Dame	01/09/2024	*	06:43	1-2	.500	0-0	.000	0-0	.000	2	0	2	1.7	1	0	0	0	0	2	1.5
at Duke	01/13/2024		05:13	0-1	.000	0-0	.000	0-0	.000	0	0	0	1.5	1	0	1	0	0	0	1.4
at Clemson	01/16/2024	*	06:07	0-0	.000	0-0	.000	0-0	.000	0	1	1	1.5	1	0	0	0	0	0	1.3
Virginia	01/20/2024	*	07:12	0-0	.000	0-0	.000	0-0	.000	0	0	0	1.4	0	0	0	0	0	0	1.2
North Carolina	01/30/2024	*	17:03	0-2	.000	0-0	.000	0-0	.000	0	2	2	1.4	4	0	1	1	0	0	1.1
at NC State	02/03/2024	*	07:15	0-1	.000	0-0	.000	0-0	.000	1	0	1	1.4	2	0	0	0	0	0	1.1
Wake Forest	02/06/2024	*	05:06	0-0	.000	0-0	.000	0-0	.000	0	1	1	1.4	0	0	0	0	0	0	1.0
<b>Totals</b>		<b>13</b>	<b>172:56</b>	<b>9-21</b>	<b>.429</b>	<b>0-0</b>	<b>.000</b>	<b>0-2</b>	<b>.000</b>	<b>14</b>	<b>11</b>	<b>25</b>	<b>1.4</b>	<b>23</b>	<b>2</b>	<b>8</b>	<b>5</b>	<b>1</b>	<b>18</b>	<b>1.0</b>

## Player Averages

Games Played	Minutes/ game	Points/ game	FG Pct	3FG Pct	FT Pct	Rebounds/ game	Assists/ game	Turnovers/ game	Assist/Turnover ratio	Steals/ game	Blocks/ game
18	9.6	1.0	42.9	0.0	0.0	1.4	0.1	0.4	0.3	0.1	0.3



2023-24 SEASON STATISTICS - INDIVIDUAL GAME-BY-GAME

#11 NDONGO, Baye

Opponent	Date	GS	MIN	Total		3-Pointers		Free throws		Rebounds				PF	A	TO	BLK	STL	PTS	AVG
				FG-FGA	PCT	3FG-3FGA	PCT	FT-FTA	PCT	OFF	DEF	TOT	AVG							
at Cincinnati	11/22/2023	*	24:02	3-7	.429	0-0	.000	2-5	.400	3	5	8	8.0	0	0	7	3	1	8	8.0
Mississippi St.	11/28/2023	*	18:19	1-7	.143	0-1	.000	0-0	.000	3	3	6	7.0	3	3	1	1	2	2	5.0
Duke	12/02/2023	*	26:33	9-11	.818	1-2	.500	2-3	.667	0	5	5	6.3	2	2	1	4	1	21	10.3
at Georgia	12/05/2023	*	24:20	4-12	.333	0-0	.000	0-0	.000	5	6	11	7.5	3	3	4	3	3	8	9.8
Alabama A&M	12/09/2023	*	17:26	1-4	.250	0-0	.000	0-0	.000	2	3	5	7.0	2	0	3	0	0	2	8.2
vs Penn St.	12/16/2023	*	34:58	5-7	.714	0-0	.000	2-3	.667	4	15	19	9.0	3	1	0	1	0	12	8.8
vs Massachusetts	12/21/2023	*	29:32	6-6	1.000	0-0	.000	0-1	.000	3	5	8	8.9	3	0	5	2	0	12	9.3
at Hawaii	12/22/2023	*	29:39	10-12	.833	0-1	.000	2-2	1.000	6	6	12	9.3	5	0	0	0	1	22	10.9
vs Nevada	12/24/2023	*	26:44	7-8	.875	0-0	.000	6-6	1.000	2	6	8	9.1	4	1	1	1	1	20	11.9
at Florida St.	01/03/2024	*	33:52	3-5	.600	0-1	.000	4-8	.500	3	6	9	9.1	4	0	3	1	1	10	11.7
Boston College	01/06/2024	*	30:45	8-14	.571	1-1	1.000	1-5	.200	2	8	10	9.2	5	1	2	0	0	18	12.3
Notre Dame	01/09/2024	*	41:57	7-15	.467	1-2	.500	1-2	.500	2	7	9	9.2	1	2	3	0	2	16	12.6
at Duke	01/13/2024	*	24:59	8-11	.727	0-0	.000	0-0	.000	1	4	5	8.8	4	1	4	1	1	16	12.8
at Clemson	01/16/2024	*	40:50	4-8	.500	0-0	.000	3-5	.600	2	8	10	8.9	5	1	5	1	1	11	12.7
Virginia	01/20/2024	*	28:19	6-7	.857	0-0	.000	3-4	.750	1	4	5	8.7	3	0	3	2	1	15	12.9
Pittsburgh	01/23/2024	*	33:25	7-12	.583	0-0	.000	3-4	.750	2	6	8	8.6	1	0	4	2	1	17	13.1
at Virginia Tech	01/27/2024	*	28:39	7-13	.538	0-0	.000	2-5	.400	5	4	9	8.6	2	0	1	2	0	16	13.3
North Carolina	01/30/2024	*	04:32	1-2	.500	0-0	.000	0-0	.000	0	0	0	8.2	0	1	0	0	0	2	12.7
at NC State	02/03/2024	*	19:24	1-5	.200	0-1	.000	3-4	.750	2	5	7	8.1	5	0	1	1	0	5	12.3
Wake Forest	02/06/2024	*	32:32	6-10	.600	0-1	.000	2-4	.500	2	4	6	8.0	2	0	1	1	1	14	12.4
at Louisville	02/10/2024	*	15:06	1-6	.167	0-0	.000	0-0	.000	2	6	8	8.0	5	0	2	0	0	2	11.9
at Notre Dame	02/14/2024	*	27:04	5-8	.625	0-0	.000	1-1	1.000	1	4	5	7.9	4	2	1	1	1	11	11.8
Syracuse	02/17/2024	*	30:57	6-10	.600	0-0	.000	4-5	.800	4	7	11	8.0	2	2	6	0	0	16	12.0
Clemson	02/21/2024	*	31:04	2-9	.222	0-0	.000	4-4	1.000	1	5	6	7.9	1	1	3	1	0	8	11.8
at Miami (FL)	02/24/2024	*	29:34	4-9	.444	0-0	.000	0-0	.000	2	5	7	7.9	1	3	3	1	0	8	11.7
Florida St.	03/02/2024	*	24:05	6-11	.545	0-0	.000	3-3	1.000	6	8	14	8.1	4	0	2	1	1	15	11.8
at Wake Forest	03/05/2024	*	29:24	4-8	.500	1-1	1.000	0-0	.000	1	10	11	8.2	4	1	3	0	1	9	11.7
at Virginia	03/09/2024	*	31:58	8-12	.667	0-0	.000	5-6	.833	5	4	9	8.3	0	0	5	1	1	21	12.0
Totals		28	769:59	140-249	.562	4-11	.364	53-80	.663	72	159	231	8.3	78	25	74	31	21	337	12.0

Player Averages

Games Played	Minutes/ game	Points/ game	FG Pct	3FG Pct	FT Pct	Rebounds/ game	Assists/ game	Turnovers/ game	Assist/Turnover ratio	Steals/ game	Blocks/ game
28	27.5	12.0	56.2	36.4	66.3	8.3	0.9	2.6	0.3	0.8	1.1



# 2023-24 SEASON STATISTICS - INDIVIDUAL GAME-BY-GAME

## #12 CLAUDE, Tyzhaun

Opponent	Date	GS	MIN	Total		3-Pointers		Free throws		Rebounds				PF	A	TO	BLK	STL	PTS	AVG
				FG-FGA	PCT	3FG-3FGA	PCT	FT-FTA	PCT	OFF	DEF	TOT	AVG							
Ga. Southern	11/06/2023	*	29:50	3-8	.375	0-2	.000	4-6	.667	5	5	10	10.0	0	3	0	0	2	10	10.0
Howard	11/09/2023	*	27:32	8-15	.533	1-2	.500	2-4	.500	3	3	6	8.0	5	3	1	0	1	19	14.5
UMass Lowell	11/14/2023	*	23:39	3-9	.333	0-1	.000	3-6	.500	4	5	9	8.3	4	1	1	0	0	9	12.7
at Cincinnati	11/22/2023	*	10:37	1-2	.500	0-0	.000	0-0	.000	0	2	2	6.8	1	0	1	1	0	2	10.0
Mississippi St.	11/28/2023		08:31	0-1	.000	0-1	.000	1-2	.500	0	1	1	5.6	3	0	0	0	0	1	8.2
Duke	12/02/2023		16:14	2-6	.333	0-1	.000	0-0	.000	1	7	8	6.0	0	1	0	0	0	4	7.5
at Georgia	12/05/2023		10:54	1-4	.250	0-0	.000	3-6	.500	2	2	4	5.7	2	1	1	0	0	5	7.1
Alabama A&M	12/09/2023		16:39	4-4	1.000	0-0	.000	2-4	.500	4	5	9	6.1	1	2	2	0	0	10	7.5
vs Penn St.	12/16/2023		06:49	1-2	.500	0-0	.000	0-0	.000	2	0	2	5.7	1	1	0	1	1	2	6.9
vs Massachusetts	12/21/2023		23:14	0-0	.000	0-0	.000	0-0	.000	2	7	9	6.0	2	0	2	1	1	0	6.2
at Hawaii	12/22/2023		12:45	1-2	.500	0-0	.000	0-0	.000	1	4	5	5.9	3	0	2	0	0	2	5.8
vs Nevada	12/24/2023		13:51	1-2	.500	0-0	.000	1-2	.500	5	0	5	5.8	3	1	1	0	0	3	5.6
at Florida St.	01/03/2024		07:38	1-1	1.000	0-0	.000	0-0	.000	0	0	0	5.4	3	0	1	0	0	2	5.3
Boston College	01/06/2024		08:33	2-2	1.000	0-0	.000	1-1	1.000	0	1	1	5.1	1	0	0	0	0	5	5.3
Notre Dame	01/09/2024		08:02	1-1	1.000	0-0	.000	0-0	.000	1	1	2	4.9	2	0	0	1	0	2	5.1
at Duke	01/13/2024		18:21	0-2	.000	0-0	.000	2-2	1.000	3	2	5	4.9	0	2	0	1	0	2	4.9
at Clemson	01/16/2024		38:18	1-1	1.000	0-0	.000	7-8	.875	4	4	8	5.1	3	2	1	1	2	9	5.1
Virginia	01/20/2024		22:37	2-2	1.000	0-0	.000	2-3	.667	3	1	4	5.0	1	1	1	0	0	6	5.2
Pittsburgh	01/23/2024		11:01	0-0	.000	0-0	.000	1-2	.500	4	1	5	5.0	2	0	1	2	1	1	4.9
at Virginia Tech	01/27/2024		23:33	3-3	1.000	0-0	.000	2-3	.667	3	0	3	4.9	4	0	1	2	0	8	5.1
North Carolina	01/30/2024		28:11	4-8	.500	0-0	.000	1-1	1.000	2	6	8	5.0	3	0	1	3	0	9	5.3
at NC State	02/03/2024		25:11	1-2	.500	0-0	.000	3-4	.750	5	3	8	5.2	4	0	1	0	0	5	5.3
Wake Forest	02/06/2024		15:16	1-2	.500	0-0	.000	2-4	.500	1	1	2	5.0	2	0	1	0	1	4	5.2
at Louisville	02/10/2024		21:51	1-5	.200	0-0	.000	3-3	1.000	6	3	9	5.2	5	0	2	0	0	5	5.2
at Notre Dame	02/14/2024		15:00	1-4	.250	0-0	.000	2-3	.667	1	2	3	5.1	2	0	0	0	0	4	5.2
Syracuse	02/17/2024		11:27	1-3	.333	0-0	.000	0-0	.000	2	4	6	5.2	2	1	2	0	0	2	5.0
Clemson	02/21/2024		21:38	0-2	.000	0-0	.000	1-2	.500	1	3	4	5.1	2	0	1	0	0	1	4.9
at Miami (FL)	02/24/2024		09:57	1-1	1.000	0-0	.000	0-0	.000	3	2	5	5.1	2	0	0	0	0	2	4.8
Florida St.	03/02/2024		23:17	2-5	.400	0-0	.000	4-6	.667	6	4	10	5.3	1	1	1	1	0	8	4.9
at Wake Forest	03/05/2024		19:22	1-1	1.000	0-0	.000	0-0	.000	2	2	4	5.2	0	2	0	0	0	2	4.8
at Virginia	03/09/2024		15:38	1-1	1.000	0-0	.000	2-2	1.000	1	3	4	5.2	1	0	0	0	0	4	4.8
Totals		4	545:26	49-101	.485	1-7	.143	49-74	.662	77	84	161	5.2	65	22	25	14	9	148	4.8

## Player Averages

Games Played	Minutes/ game	Points/ game	FG Pct	3FG Pct	FT Pct	Rebounds/ game	Assists/ game	Turnovers/ game	Assist/Turnover ratio	Steals/ game	Blocks/ game
31	17.6	4.8	48.5	14.3	66.2	5.2	0.7	0.8	0.9	0.3	0.5

# 2023-24 SEASON STATISTICS - INDIVIDUAL GAME-BY-GAME

## #13 KELLY, Miles

Opponent	Date	GS	MIN	Total		3-Pointers		Free throws		Rebounds				PF	A	TO	BLK	STL	PTS	AVG
				FG-FGA	PCT	3FG-3FGA	PCT	FT-FTA	PCT	OFF	DEF	TOT	AVG							
Ga. Southern	11/06/2023	*	30:29	9-18	.500	4-9	.444	3-5	.600	2	3	5	5.0	3	3	2	0	2	25	25.0
Howard	11/09/2023	*	35:15	9-24	.375	1-5	.200	8-13	.615	4	2	6	5.5	1	2	0	0	1	27	26.0
UMass Lowell	11/14/2023	*	34:04	5-19	.263	0-6	.000	1-3	.333	4	4	8	6.3	3	1	2	2	1	11	21.0
at Cincinnati	11/22/2023	*	25:11	3-10	.300	0-3	.000	6-7	.857	1	1	2	5.3	1	1	1	0	1	12	18.8
Mississippi St.	11/28/2023	*	34:22	5-16	.313	4-9	.444	8-10	.800	3	9	12	6.6	3	1	2	0	0	22	19.4
Duke	12/02/2023	*	36:09	5-13	.385	2-8	.250	4-4	1.000	1	6	7	6.7	1	2	2	1	0	16	18.8
at Georgia	12/05/2023	*	31:42	4-15	.267	2-8	.250	2-2	1.000	1	6	7	6.7	2	4	2	0	1	12	17.9
Alabama A&M	12/09/2023	*	28:25	3-8	.375	3-8	.375	2-4	.500	0	4	4	6.4	1	0	4	0	0	11	17.0
vs Penn St.	12/16/2023	*	37:02	3-13	.231	0-7	.000	4-6	.667	3	2	5	6.2	3	6	2	0	2	10	16.2
vs Massachusetts	12/21/2023	*	26:44	2-11	.182	0-6	.000	3-3	1.000	0	6	6	6.2	1	0	1	0	1	7	15.3
at Hawaii	12/22/2023	*	32:43	5-11	.455	1-3	.333	3-4	.750	1	4	5	6.1	1	3	1	0	1	14	15.2
vs Nevada	12/24/2023	*	33:56	3-15	.200	1-9	.111	3-6	.500	0	5	5	6.0	2	3	3	0	0	10	14.8
at Florida St.	01/03/2024	*	31:14	7-15	.467	3-6	.500	3-5	.600	1	5	6	6.0	3	0	2	0	0	20	15.2
Boston College	01/06/2024	*	33:48	5-10	.500	2-6	.333	0-0	.000	0	3	3	5.8	4	1	5	1	0	12	14.9
Notre Dame	01/09/2024	*	40:35	9-21	.429	7-15	.467	0-1	.000	2	5	7	5.9	2	3	0	0	1	25	15.6
at Duke	01/13/2024	*	34:43	5-11	.455	2-4	.500	4-5	.800	0	11	11	6.2	5	4	3	1	0	16	15.6
at Clemson	01/16/2024	*	41:41	6-16	.375	1-6	.167	1-2	.500	1	5	6	6.2	4	1	2	0	0	14	15.5
Virginia	01/20/2024	*	30:09	3-11	.273	2-7	.286	0-0	.000	0	5	5	6.1	3	1	2	0	1	8	15.1
Pittsburgh	01/23/2024	*	17:26	0-2	.000	0-1	.000	0-0	.000	0	2	2	5.9	3	2	1	0	0	0	14.3
at Virginia Tech	01/27/2024	*	26:10	4-9	.444	1-3	.333	2-2	1.000	0	3	3	5.8	2	1	0	1	1	11	14.2
North Carolina	01/30/2024	*	29:13	5-13	.385	3-6	.500	2-2	1.000	1	4	5	5.7	3	0	4	0	1	15	14.2
at NC State	02/03/2024	*	31:52	8-13	.615	4-7	.571	0-1	.000	0	10	10	5.9	3	2	2	0	0	20	14.5
Wake Forest	02/06/2024	*	22:48	0-5	.000	0-3	.000	0-0	.000	0	5	5	5.9	2	1	4	0	0	0	13.8
at Louisville	02/10/2024	*	38:50	11-20	.550	6-11	.545	8-10	.800	3	4	7	5.9	3	2	2	0	1	36	14.8
at Notre Dame	02/14/2024	*	24:30	4-12	.333	1-5	.200	2-2	1.000	0	4	4	5.8	4	4	2	0	0	11	14.6
Syracuse	02/17/2024	*	38:17	5-15	.333	3-12	.250	3-3	1.000	1	9	10	6.0	1	2	2	0	1	16	14.7
Clemson	02/21/2024	*	29:44	2-8	.250	2-5	.400	2-2	1.000	2	2	4	5.9	0	1	1	1	0	8	14.4
at Miami (FL)	02/24/2024	*	34:46	9-15	.600	7-11	.636	0-0	.000	0	7	7	6.0	3	3	2	0	3	25	14.8
Florida St.	03/02/2024	*	32:29	2-13	.154	1-8	.125	0-0	.000	0	3	3	5.9	3	3	3	1	1	5	14.4
at Wake Forest	03/05/2024	*	36:00	7-11	.636	5-8	.625	0-0	.000	0	3	3	5.8	4	2	1	0	2	19	14.6
at Virginia	03/09/2024	*	22:34	0-4	.000	0-3	.000	0-0	.000	0	1	1	5.6	1	0	1	0	1	0	14.1
<b>Totals</b>		<b>31</b>	<b>982:50</b>	<b>148-397</b>	<b>.373</b>	<b>68-208</b>	<b>.327</b>	<b>74-102</b>	<b>.725</b>	<b>31</b>	<b>143</b>	<b>174</b>	<b>5.6</b>	<b>75</b>	<b>59</b>	<b>61</b>	<b>8</b>	<b>23</b>	<b>438</b>	<b>14.1</b>

## Player Averages

Games Played	Minutes/game	Points/game	FG Pct	3FG Pct	FT Pct	Rebounds/game	Assists/game	Turnovers/game	Assist/Turnover ratio	Steals/game	Blocks/game
31	31.7	14.1	37.3	32.7	72.5	5.6	1.9	2.0	1.0	0.7	0.3

# 2023-24 SEASON STATISTICS - INDIVIDUAL GAME-BY-GAME

## #14 REEVES JR., Kowacie

Opponent	Date	GS	MIN	Total		3-Pointers		Free throws		Rebounds				PF	A	TO	BLK	STL	PTS	AVG
				FG-FGA	PCT	3FG-3FGA	PCT	FT-FTA	PCT	OFF	DEF	TOT	AVG							
Ga. Southern	11/06/2023	*	32:42	4-7	.571	3-5	.600	4-4	1.000	1	2	3	3.0	1	3	2	1	3	15	15.0
Howard	11/09/2023	*	35:04	6-10	.600	1-4	.250	2-3	.667	3	4	7	5.0	0	2	1	1	1	15	15.0
UMass Lowell	11/14/2023	*	34:17	1-7	.143	0-3	.000	2-2	1.000	0	3	3	4.3	2	0	0	2	0	4	11.3
at Cincinnati	11/22/2023	*	29:03	4-6	.667	1-2	.500	5-5	1.000	1	2	3	4.0	0	1	1	3	1	14	12.0
Mississippi St.	11/28/2023	*	32:44	2-10	.200	0-3	.000	2-2	1.000	1	5	6	4.4	2	1	1	1	0	6	10.8
Duke	12/02/2023	*	33:15	5-7	.714	4-5	.800	0-0	.000	1	3	4	4.3	1	0	2	0	0	14	11.3
at Georgia	12/05/2023	*	27:51	5-10	.500	2-5	.400	0-0	.000	1	2	3	4.1	0	0	0	0	0	12	11.4
Alabama A&M	12/09/2023	*	28:26	6-12	.500	2-5	.400	6-6	1.000	3	7	10	4.9	2	1	1	1	0	20	12.5
vs Penn St.	12/16/2023	*	31:52	5-12	.417	1-5	.200	4-6	.667	1	4	5	4.9	1	0	5	1	0	15	12.8
vs Massachusetts	12/21/2023	*	26:36	3-10	.300	0-2	.000	3-5	.600	0	4	4	4.8	2	1	2	0	0	9	12.4
at Hawaii	12/22/2023	*	32:55	3-7	.429	1-1	1.000	0-0	.000	1	4	5	4.8	0	0	1	0	0	7	11.9
vs Nevada	12/24/2023	*	30:12	3-8	.375	2-5	.400	1-1	1.000	1	3	4	4.8	3	0	2	0	1	9	11.7
at Florida St.	01/03/2024	*	33:48	7-16	.438	3-7	.429	1-2	.500	2	4	6	4.8	2	2	1	1	1	18	12.2
Boston College	01/06/2024	*	32:56	6-9	.667	4-6	.667	1-1	1.000	1	1	2	4.6	1	0	0	1	1	17	12.5
Notre Dame	01/09/2024	*	38:12	3-11	.273	1-5	.200	2-3	.667	0	4	4	4.6	4	2	1	0	2	9	12.3
at Duke	01/13/2024	*	33:34	4-8	.500	1-4	.250	0-0	.000	0	4	4	4.6	0	2	1	2	1	9	12.1
at Clemson	01/16/2024	*	42:46	5-7	.714	5-7	.714	0-0	.000	0	0	0	4.3	3	0	1	0	0	15	12.2
Virginia	01/20/2024	*	30:24	2-7	.286	2-6	.333	0-0	.000	1	2	3	4.2	1	0	3	0	1	6	11.9
Pittsburgh	01/23/2024	*	35:14	5-10	.500	2-6	.333	3-4	.750	2	3	5	4.3	1	0	0	0	1	15	12.1
at Virginia Tech	01/27/2024	*	25:13	2-10	.200	2-6	.333	0-0	.000	0	0	0	4.1	0	1	1	0	0	6	11.8
North Carolina	01/30/2024	*	18:45	1-5	.200	0-2	.000	0-0	.000	2	2	4	4.0	1	0	0	0	0	2	11.3
at NC State	02/03/2024	*	19:21	4-7	.571	4-6	.667	0-0	.000	0	3	3	4.0	0	1	2	0	0	12	11.3
Wake Forest	02/06/2024	*	19:40	1-9	.111	1-5	.200	0-0	.000	1	4	5	4.0	0	3	1	0	0	3	11.0
at Louisville	02/10/2024	*	18:34	0-5	.000	0-1	.000	0-0	.000	1	2	3	4.0	2	0	2	0	1	0	10.5
at Notre Dame	02/14/2024	*	23:54	3-6	.500	1-3	.333	0-0	.000	1	5	6	4.1	3	1	0	1	1	7	10.4
Syracuse	02/17/2024	*	25:35	2-9	.222	0-4	.000	0-0	.000	3	1	4	4.1	3	0	1	0	0	4	10.1
Clemson	02/21/2024	*	24:11	1-6	.167	1-3	.333	4-4	1.000	1	2	3	4.0	0	1	0	0	0	7	10.0
at Miami (FL)	02/24/2024	*	34:03	6-11	.545	3-7	.429	0-0	.000	2	6	8	4.2	0	1	1	0	0	15	10.2
Florida St.	03/02/2024	*	21:59	4-8	.500	1-3	.333	0-0	.000	1	2	3	4.1	4	2	3	0	1	9	10.1
at Wake Forest	03/05/2024	*	31:12	3-5	.600	2-2	1.000	0-0	.000	1	1	2	4.1	1	2	1	1	0	8	10.1
at Virginia	03/09/2024	*	21:49	2-6	.333	1-4	.250	2-2	1.000	0	4	4	4.1	1	0	0	0	0	7	10.0
<b>Totals</b>		<b>31</b>	<b>906:07</b>	<b>108-261</b>	<b>.414</b>	<b>51-132</b>	<b>.386</b>	<b>42-50</b>	<b>.840</b>	<b>33</b>	<b>93</b>	<b>126</b>	<b>4.1</b>	<b>41</b>	<b>27</b>	<b>37</b>	<b>16</b>	<b>16</b>	<b>309</b>	<b>10.0</b>

## Player Averages

Games Played	Minutes/ game	Points/ game	FG Pct	3FG Pct	FT Pct	Rebounds/ game	Assists/ game	Turnovers/ game	Assist/Turnover ratio	Steals/ game	Blocks/ game
31	29.2	10.0	41.4	38.6	84.0	4.1	0.9	1.2	0.7	0.5	0.5



2023-24 SEASON STATISTICS - INDIVIDUAL GAME-BY-GAME

#23 SACKO, Ibrahima

Opponent	Date	GS	MIN	Total		3-Pointers		Free throws		Rebounds											
				FG-FGA	PCT	3FG-3FGA	PCT	FT-FTA	PCT	OFF	DEF	TOT	AVG	PF	A	TO	BLK	STL	PTS	AVG	
Ga. Southern	11/06/2023		12:31	0-3	.000	0-1	.000	0-0	.000	2	2	4	4.0	2	0	2	0	1	0	0.0	
Howard	11/09/2023		12:52	0-0	.000	0-0	.000	1-2	.500	0	3	3	3.5	2	0	1	0	0	1	0.5	
UMass Lowell	11/14/2023		20:26	1-2	.500	0-1	.000	0-2	.000	3	5	8	5.0	4	1	0	0	3	2	1.0	
at Cincinnati	11/22/2023		23:51	1-3	.333	1-3	.333	0-0	.000	0	3	3	4.5	3	0	1	0	0	3	1.5	
Mississippi St.	11/28/2023		11:16	1-1	1.000	0-0	.000	0-0	.000	0	3	3	4.2	0	0	0	1	2	2	1.6	
Duke	12/02/2023		02:17	1-1	1.000	0-0	.000	0-0	.000	0	0	0	3.5	2	0	0	1	0	2	1.7	
at Georgia	12/05/2023		09:33	1-3	.333	0-1	.000	0-2	.000	2	1	3	3.4	1	1	0	0	1	2	1.7	
Alabama A&M	12/09/2023		09:43	2-2	1.000	0-0	.000	0-1	.000	3	0	3	3.4	0	0	1	0	0	4	2.0	
vs Massachusetts	12/21/2023		09:08	1-2	.500	1-1	1.000	0-0	.000	2	1	3	3.3	3	0	3	0	0	3	2.1	
vs Nevada	12/24/2023		02:57	0-0	.000	0-0	.000	0-0	.000	0	0	0	3.0	0	0	0	0	0	0	1.9	
at Florida St.	01/03/2024	*	07:44	0-1	.000	0-1	.000	0-0	.000	0	0	0	2.7	2	0	1	0	0	0	1.7	
Virginia	01/20/2024		02:07	0-0	.000	0-0	.000	0-0	.000	0	1	1	2.6	0	0	0	0	0	0	1.6	
Pittsburgh	01/23/2024	*	12:27	0-2	.000	0-1	.000	0-0	.000	2	3	5	2.8	1	0	0	0	0	0	1.5	
at Virginia Tech	01/27/2024	*	06:38	0-0	.000	0-0	.000	0-0	.000	0	0	0	2.6	0	0	0	0	0	0	1.4	
North Carolina	01/30/2024		05:57	1-1	1.000	1-1	1.000	0-0	.000	0	0	0	2.4	0	0	1	0	1	3	1.5	
Wake Forest	02/06/2024		07:27	0-1	.000	0-0	.000	2-2	1.000	0	0	0	2.3	1	0	0	0	0	2	1.5	
at Louisville	02/10/2024		16:17	3-5	.600	0-2	.000	0-0	.000	0	2	2	2.2	1	1	0	0	0	6	1.8	
at Notre Dame	02/14/2024		25:52	6-8	.750	1-2	.500	0-1	.000	2	2	4	2.3	1	1	0	1	1	13	2.4	
Syracuse	02/17/2024		15:35	0-1	.000	0-0	.000	0-0	.000	1	3	4	2.4	1	0	0	1	2	0	2.3	
Clemson	02/21/2024		12:30	0-2	.000	0-0	.000	0-0	.000	3	4	7	2.7	2	0	1	0	0	0	2.2	
Totals		3	227:08	18-38	.474	4-14	.286	3-10	.300	20	33	53	2.7	26	4	11	4	11	43	2.2	

Player Averages

Games Played	Minutes/ game	Points/ game	FG Pct	3FG Pct	FT Pct	Rebounds/ game	Assists/ game	Turnovers/ game	Assist/Turnover ratio	Steals/ game	Blocks/ game
20	11.4	2.2	47.4	28.6	30.0	2.7	0.2	0.6	0.4	0.6	0.2



# 2023-24 SEASON STATISTICS - INDIVIDUAL GAME-BY-GAME

## #24 ABRAM, Amaree

Opponent	Date	GS	MIN	Total		3-Pointers		Free throws		Rebounds										
				FG-FGA	PCT	3FG-3FGA	PCT	FT-FTA	PCT	OFF	DEF	TOT	AVG	PF	A	TO	BLK	STL	PTS	AVG
Ga. Southern	11/06/2023	*	16:39	1-4	.250	1-3	.333	2-4	.500	0	2	2	2.0	1	2	3	0	0	5	5.0
Howard	11/09/2023	*	20:23	2-8	.250	0-2	.000	2-3	.667	2	2	4	3.0	1	3	1	1	1	6	5.5
UMass Lowell	11/14/2023	*	13:48	2-6	.333	1-5	.200	2-2	1.000	0	2	2	2.7	1	1	2	0	0	7	6.0
at Cincinnati	11/22/2023	*	13:15	1-6	.167	0-0	.000	0-0	.000	0	4	4	3.0	2	1	1	0	0	2	5.0
Alabama A&M	12/09/2023		16:05	3-9	.333	2-6	.333	0-0	.000	0	4	4	3.2	3	0	1	0	0	8	5.6
vs Penn St.	12/16/2023		03:58	0-1	.000	0-1	.000	0-0	.000	0	0	0	2.7	0	2	0	0	0	0	4.7
at Duke	01/13/2024		03:31	0-1	.000	0-0	.000	0-0	.000	0	1	1	2.4	1	1	0	0	0	0	4.0
at Virginia Tech	01/27/2024		06:46	0-1	.000	0-0	.000	1-2	.500	0	0	0	2.1	0	0	0	0	0	1	3.6
North Carolina	01/30/2024		03:32	0-1	.000	0-1	.000	0-0	.000	0	0	0	1.9	0	0	1	0	0	0	3.2
Wake Forest	02/06/2024		10:22	2-5	.400	0-2	.000	1-2	.500	0	0	0	1.7	1	1	0	1	0	5	3.4
Totals		4	108:19	11-42	.262	4-20	.200	8-13	.615	2	15	17	1.7	10	11	9	2	1	34	3.4

## Player Averages

Games Played	Minutes/ game	Points/ game	FG Pct	3FG Pct	FT Pct	Rebounds/ game	Assists/ game	Turnovers/ game	Assist/Turnover ratio	Steals/ game	Blocks/ game
10	10.8	3.4	26.2	20.0	61.5	1.7	1.1	0.9	1.2	0.1	0.2

## 2023-24 SEASON STATISTICS - INDIVIDUAL GAME-BY-GAME

## #4 MURPHY, Carter

Opponent	Date	GS	MIN	Total		3-Pointers		Free throws		Rebounds										
				FG-FGA	PCT	3FG-3FGA	PCT	FT-FTA	PCT	OFF	DEF	TOT	AVG	PF	A	TO	BLK	STL	PTS	AVG
Howard	11/09/2023		02:59	0-0	.000	0-0	.000	0-0	.000	0	0	0	0.0	0	0	0	0	0	0	0.0
at Cincinnati	11/22/2023		14:17	1-4	.250	1-4	.250	0-0	.000	0	4	4	2.0	3	0	0	2	0	3	1.5
Mississippi St.	11/28/2023		04:28	1-1	1.000	1-1	1.000	0-0	.000	0	1	1	1.7	1	0	0	0	0	3	2.0
Duke	12/02/2023		01:54	0-0	.000	0-0	.000	0-0	.000	0	0	0	1.3	0	0	0	0	0	0	1.5
at Georgia	12/05/2023		02:05	0-0	.000	0-0	.000	0-0	.000	0	0	0	1.0	0	0	0	0	0	0	1.2
at Virginia Tech	01/27/2024		11:03	2-4	.500	2-3	.667	0-0	.000	0	1	1	1.0	3	1	0	0	0	6	2.0
North Carolina	01/30/2024		04:09	0-1	.000	0-1	.000	0-0	.000	0	1	1	1.0	1	0	0	0	0	0	1.7
Wake Forest	02/06/2024		05:58	0-2	.000	0-2	.000	0-0	.000	0	0	0	0.9	0	0	0	0	0	0	1.5
at Louisville	02/10/2024		21:01	3-4	.750	2-2	1.000	0-0	.000	0	2	2	1.0	3	1	1	0	2	8	2.2
at Notre Dame	02/14/2024		17:21	1-3	.333	1-2	.500	0-0	.000	0	1	1	1.0	0	0	0	0	1	3	2.3
Syracuse	02/17/2024		04:14	0-1	.000	0-1	.000	0-0	.000	0	0	0	0.9	0	0	0	0	0	0	2.1
Clemson	02/21/2024		10:51	1-2	.500	0-1	.000	0-0	.000	0	0	0	0.8	0	1	0	0	0	2	2.1
Florida St.	03/02/2024		01:09	0-1	.000	0-1	.000	0-0	.000	0	0	0	0.8	0	0	0	0	0	0	1.9
at Virginia	03/09/2024		07:21	0-1	.000	0-1	.000	0-0	.000	0	0	0	0.7	0	0	0	0	0	0	1.8
Totals		0	108:49	9-24	.375	7-19	.368	0-0	.000	0	10	10	0.7	11	3	1	2	3	25	1.8

## Player Averages

Games Played	Minutes/ game	Points/ game	FG Pct	3FG Pct	FT Pct	Rebounds/ game	Assists/ game	Turnovers/ game	Assist/Turnover ratio	Steals/ game	Blocks/ game
14	7.8	1.8	37.5	36.8	0.0	0.7	0.2	0.1	3.0	0.2	0.1

## #33 SAN MIGUEL, Marcos

Opponent	Date	GS	MIN	Total		3-Pointers		Free throws		Rebounds											
				FG-FGA	PCT	3FG-3FGA	PCT	FT-FTA	PCT	OFF	DEF	TOT	AVG	PF	A	TO	BLK	STL	PTS	AVG	
Alabama A&M	12/09/2023		01:55	0-2	.000	0-1	.000	0-0	.000	1	0	1	1.0	0	0	1	0	0	0	0.0	
Totals		0	01:55	0-2	.000	0-1	.000	0-0	.000	1	0	1	1.0	0	0	1	0	0	0	0.0	

## Player Averages

Games Played	Minutes/ game	Points/ game	FG Pct	3FG Pct	FT Pct	Rebounds/ game	Assists/ game	Turnovers/ game	Assist/Turnover ratio	Steals/ game	Blocks/ game
1	1.9	0.0	0.0	0.0	0.0	1.0	0.0	1.0	0.0	0.0	0.0

## #35 NICHOLS, Emmer

Opponent	Date	GS	MIN	Total		3-Pointers		Free throws		Rebounds										
				FG-FGA	PCT	3FG-3FGA	PCT	FT-FTA	PCT	OFF	DEF	TOT	AVG	PF	A	TO	BLK	STL	PTS	AVG
at Cincinnati	11/22/2023		02:10	0-0	.000	0-0	.000	0-0	.000	0	1	1	1.0	0	0	0	0	0	0	0.0
Alabama A&M	12/09/2023		01:55	0-0	.000	0-0	.000	0-0	.000	1	2	3	2.0	0	0	0	0	0	0	0.0
Totals		0	04:05	0-0	.000	0-0	.000	0-0	.000	1	3	4	2.0	0	0	0	0	0	0	0.0

## Player Averages

Games Played	Minutes/ game	Points/ game	FG Pct	3FG Pct	FT Pct	Rebounds/ game	Assists/ game	Turnovers/ game	Assist/Turnover ratio	Steals/ game	Blocks/ game
2	2.0	0.0	0.0	0.0	0.0	2.0	0.0	0.0	0.0	0.0	0.0



2023-24 INDIVIDUAL HIGHS

Georgia Tech - Individual Game Highs		
POINTS	36	Miles Kelly at Louisville (02/10/2024)
	27	Miles Kelly vs Howard (11/09/2023)
	25	Miles Kelly at Miami (FL) (02/24/2024)
	25	Miles Kelly vs Notre Dame (01/09/2024)
	25	Miles Kelly vs Ga. Southern (11/06/2023)
FIELD GOALS MADE	11	Miles Kelly at Louisville (02/10/2024)
	10	Baye Ndongo at Hawaii (12/22/2023)
FIELD GOAL ATTEMPTS	24	Miles Kelly vs Howard (11/09/2023)
	21	Miles Kelly vs Notre Dame (01/09/2024)
FIELD GOAL PERCENTAGE (min 5 made)	1.000 (6-6)	Baye Ndongo vs Massachusetts (N) (12/21/2023)
	.875 (7-8)	Baye Ndongo vs Nevada (N) (12/24/2023)
3 PT FG MADE	7	Miles Kelly at Miami (FL) (02/24/2024)
	7	Miles Kelly vs Notre Dame (01/09/2024)
3 PT FG ATTEMPTS	15	Miles Kelly vs Notre Dame (01/09/2024)
	12	Miles Kelly vs Syracuse (02/17/2024)
3 PT FG PERCENTAGE (min 2 made)	1.000 (4-4)	Kyle Sturdivant vs North Carolina (01/30/2024)
	1.000 (2-2)	Kowacie Reeves Jr. at Wake Forest (03/05/2024)
	1.000 (2-2)	Carter Murphy at Louisville (02/10/2024)
	1.000 (2-2)	Tafara Gapare at Duke (01/13/2024)
FREE THROWS MADE	8	Miles Kelly at Louisville (02/10/2024)
	8	Naithan George vs North Carolina (01/30/2024)
	8	Kyle Sturdivant vs Massachusetts (N) (12/21/2023)
	8	Miles Kelly vs Mississippi St. (11/28/2023)
	8	Miles Kelly vs Howard (11/09/2023)
FREE THROW ATTEMPTS	13	Miles Kelly vs Howard (11/09/2023)
	10	Miles Kelly at Louisville (02/10/2024)
	10	Naithan George vs North Carolina (01/30/2024)
	10	Miles Kelly vs Mississippi St. (11/28/2023)
FREE THROW PERCENTAGE (min 3 made)	1.000 (8-8)	Kyle Sturdivant vs Massachusetts (N) (12/21/2023)
	1.000 (6-6)	Naithan George vs Virginia (01/20/2024)
	1.000 (6-6)	Baye Ndongo vs Nevada (N) (12/24/2023)
	1.000 (6-6)	Kowacie Reeves Jr. vs Alabama A&M (12/09/2023)
	1.000 (5-5)	Kyle Sturdivant at Clemson (01/16/2024)
	1.000 (5-5)	Kowacie Reeves Jr. at Cincinnati (11/22/2023)
	1.000 (4-4)	Kyle Sturdivant at Miami (FL) (02/24/2024)
	1.000 (4-4)	Kyle Sturdivant vs Clemson (02/21/2024)
	1.000 (4-4)	Kowacie Reeves Jr. vs Clemson (02/21/2024)
	1.000 (4-4)	Baye Ndongo vs Clemson (02/21/2024)
	1.000 (4-4)	Tafara Gapare vs Wake Forest (02/06/2024)
	1.000 (4-4)	Tafara Gapare vs Boston College (01/06/2024)
	1.000 (4-4)	Kyle Sturdivant vs Duke (12/02/2023)
	1.000 (4-4)	Miles Kelly vs Duke (12/02/2023)
	1.000 (4-4)	Kowacie Reeves Jr. vs Ga. Southern (11/06/2023)
	1.000 (3-3)	Baye Ndongo vs Florida St. (03/02/2024)
	1.000 (3-3)	Miles Kelly vs Syracuse (02/17/2024)
	1.000 (3-3)	Tyzaun Claude at Louisville (02/10/2024)
	1.000 (3-3)	Naithan George vs Wake Forest (02/06/2024)
	1.000 (3-3)	Miles Kelly vs Massachusetts (N) (12/21/2023)
REBOUNDS	19	Baye Ndongo vs Penn St. (N) (12/16/2023)
	14	Baye Ndongo vs Florida St. (03/02/2024)
ASSISTS	11	Naithan George vs Notre Dame (01/09/2024)
	9	Naithan George vs Virginia (01/20/2024)
	9	Kyle Sturdivant vs Boston College (01/06/2024)
	9	Naithan George vs Duke (12/02/2023)

STEALS	3	Miles Kelly at Miami (FL) (02/24/2024)
	3	Kyle Sturdivant vs Massachusetts (N) (12/21/2023)
	3	Baye Ndongo at Georgia (12/05/2023)
	3	Ibrahima Sacko vs UMass Lowell (11/14/2023)
	3	Kowacie Reeves Jr. vs Ga. Southern (11/06/2023)
BLOCKED SHOTS	4	Tafara Gapare at Hawaii (12/22/2023)
	4	Baye Ndongo vs Duke (12/02/2023)
TURNOVERS	7	Naithan George at Wake Forest (03/05/2024)
	7	Baye Ndongo at Cincinnati (11/22/2023)
FOULS	5	Baye Ndongo at Louisville (02/10/2024)
	5	Tyzaun Claude at Louisville (02/10/2024)
	5	Tafara Gapare at NC State (02/03/2024)
	5	Baye Ndongo at NC State (02/03/2024)
	5	Baye Ndongo at Clemson (01/16/2024)
	5	Miles Kelly at Duke (01/13/2024)
	5	Baye Ndongo vs Boston College (01/06/2024)
	5	Baye Ndongo at Hawaii (12/22/2023)
	5	Tyzaun Claude vs Howard (11/09/2023)

Opponent - Individual Game Highs		
POINTS	31	PJ Hall at Clemson (01/16/2024)
	30	Kyle Filipowski at Duke (01/13/2024)
	30	Devin McGlockton vs Boston College (01/06/2024)
	30	Kenan Blackshear vs Nevada (N) (12/24/2023)
	28	RJ Davis vs North Carolina (01/30/2024)
FIELD GOALS MADE	12	Devin McGlockton vs Boston College (01/06/2024)
	11	RJ Davis vs North Carolina (01/30/2024)
	11	PJ Hall at Clemson (01/16/2024)
	11	Kenan Blackshear vs Nevada (N) (12/24/2023)
FIELD GOAL ATTEMPTS	24	RJ Davis vs North Carolina (01/30/2024)
	24	Kyle Filipowski at Duke (01/13/2024)
	24	Ayinde Hilim vs UMass Lowell (11/14/2023)
FIELD GOAL PERCENTAGE (min 5 made)	.833 (5-6)	Viktor Lakhin at Cincinnati (11/22/2023)
	.800 (12-15)	Devin McGlockton vs Boston College (01/06/2024)
	.800 (8-10)	Reece Beekman at Virginia (03/09/2024)
	.800 (8-10)	Claudell Harris Jr. vs Boston College (01/06/2024)
3 PT FG MADE	6	Isaac McKneely vs Virginia (01/20/2024)
	5	Braeden Shrewsberry vs Notre Dame (01/09/2024)
	5	Rahsool Diggins vs Massachusetts (N) (12/21/2023)
	5	Viktor Lakhin at Cincinnati (11/22/2023)
3 PT FG ATTEMPTS	12	Puff Johnson vs Penn St. (N) (12/16/2023)
	10	Bensley Joseph at Miami (FL) (02/24/2024)
	10	Cormac Ryan vs North Carolina (01/30/2024)
	10	Rahsool Diggins vs Massachusetts (N) (12/21/2023)
	10	Josh Hubbard vs Mississippi St. (11/28/2023)
3 PT FG PERCENTAGE (min 2 made)	1.000 (4-4)	Claudell Harris Jr. vs Boston College (01/06/2024)
	1.000 (2-2)	Paul Djobet at Miami (FL) (02/24/2024)
	1.000 (2-2)	Guillermo Diaz Graham vs Pittsburgh (01/23/2024)
	1.000 (2-2)	Carlos Curry vs Ga. Southern (11/06/2023)
FREE THROWS MADE	10	DJ Horne at NC State (02/03/2024)
	8	Ty-Laur Johnson at Louisville (02/10/2024)
	8	Chase Hunter at Clemson (01/16/2024)
	8	PJ Hall at Clemson (01/16/2024)
	8	Kenan Blackshear vs Nevada (N) (12/24/2023)
FREE THROW ATTEMPTS	11	DJ Horne at NC State (02/03/2024)
	11	Kyle Filipowski at Duke (01/13/2024)
	11	Kenan Blackshear vs Nevada (N) (12/24/2023)

FREE THROW PERCENTAGE (min 3 made)	1.000 (8-8)	Ty-Laur Johnson at Louisville (02/10/2024)
	1.000 (7-7)	Cameron Hildreth vs Wake Forest (02/06/2024)
	1.000 (6-6)	Mike James at Louisville (02/10/2024)
	1.000 (6-6)	Skyy Clark at Louisville (02/10/2024)
	1.000 (6-6)	Myijael Poteat at Virginia Tech (03/27/2024)
	1.000 (6-6)	Braeden Shrewsberry vs Notre Dame (01/09/2024)
	1.000 (5-5)	Joseph Girard III at Clemson (01/16/2024)
	1.000 (5-5)	Ayinde Hilim vs UMass Lowell (11/14/2023)
	1.000 (4-4)	Cameron Hildreth at Wake Forest (03/05/2024)
	1.000 (4-4)	Tae Davis at Notre Dame (02/14/2024)
	1.000 (4-4)	Tre White at Louisville (02/10/2024)
	1.000 (4-4)	Andrew Carr vs Wake Forest (02/06/2024)
	1.000 (4-4)	Kevin Miller vs Wake Forest (02/06/2024)
	1.000 (4-4)	Lynn Kidd at Virginia Tech (01/27/2024)
	1.000 (4-4)	Tyrese Proctor at Duke (01/13/2024)
	1.000 (4-4)	Kebba Njie vs Notre Dame (01/09/2024)
	1.000 (4-4)	Juan Munoz at Hawaii (12/22/2023)
	1.000 (4-4)	Jamar Franklin vs Ga. Southern (11/06/2023)
	1.000 (3-3)	Reece Beekman vs Virginia (01/20/2024)
	1.000 (3-3)	Julian Roper II vs Notre Dame (01/09/2024)
REBOUNDS	17	PJ Hall at Clemson (01/16/2024)
	15	Ian Schieffelin at Clemson (01/16/2024)
ASSISTS	11	Reece Beekman vs Virginia (01/20/2024)
	9	Reece Beekman at Virginia (03/09/2024)
STEALS	5	Maliq Brown vs Syracuse (02/17/2024)
	5	Markus Burton at Notre Dame (02/14/2024)
	5	Jayden Ndjigwe vs Massachusetts (N) (12/21/2023)
BLOCKED SHOTS	4	Kyle Filipowski vs Duke (12/02/2023)
	4	Max Brooks vs UMass Lowell (11/14/2023)
TURNOVERS	5	Ty-Laur Johnson at Louisville (02/10/2024)
	5	Kenan Blackshear vs Nevada (N) (12/24/2023)
	5	Cam Bryant vs Ga. Southern (11/06/2023)
FOULS	5	Mallie Brown vs Syracuse (02/17/2024)
	5	Quadir Copeland vs Syracuse (02/17/2024)
	5	Ben Middlebrooks at NC State (02/03/2024)
	5	Elliot Cadeau vs North Carolina (01/30/2024)
	5	Guillermo Diaz Graham vs Pittsburgh (01/23/2024)
	5	Dillon Hunter at Clemson (01/16/2024)
	5	Cameron Matthews vs Mississippi St. (11/28/2023)
	5	Bryce Harris vs Howard (11/09/2023)
	5	Dom Campbell vs Howard (11/09/2023)



2023-24 TEAM HIGHS AND LOWS

Georgia Tech - Game Highs		
POINTS	93	at Clemson (01/16/2024)
	88	Howard (11/09/2023)
	87	Boston College (01/06/2024)
	85	Florida St. (03/02/2024)
	84	Ga. Southern (11/06/2023)
FIELD GOALS MADE	34	Howard (11/09/2023)
	32	Boston College (01/06/2024)
	32	vs Penn St. (N) (12/16/2023)
FIELD GOAL ATTEMPTS	77	Howard (11/09/2023)
	75	at Georgia (12/05/2023)
FIELD GOAL PERCENTAGE	.545 (30-55)	at Duke (01/13/2024)
	.542 (32-59)	Boston College (01/06/2024)
3 PT FG MADE	15	at Miami (FL) (02/24/2024)
	15	at Clemson (01/16/2024)
3 PT FG ATTEMPTS	35	at Clemson (01/16/2024)
	35	Notre Dame (01/09/2024)
3 PT FG PERCENTAGE	.550 (11-20)	at Duke (01/13/2024)
	.476 (10-21)	at Wake Forest (03/05/2024)
FREE THROWS MADE	19	Clemson (02/21/2024)
	18	vs Massachusetts (N) (12/21/2023)
FREE THROW ATTEMPTS	27	Howard (11/09/2023)
	27	Ga. Southern (11/06/2023)
FREE THROW PERCENTAGE	1.000 (5-5)	at Miami (FL) (02/24/2024)
	1.000 (2-2)	at Wake Forest (03/05/2024)
REBOUNDS	55	Florida St. (03/02/2024)
	55	Alabama A&M (12/09/2023)
ASSISTS	25	vs Penn St. (N) (12/16/2023)
	22	at Miami (FL) (02/24/2024)
STEALS	10	Notre Dame (01/09/2024)
	10	Ga. Southern (11/06/2023)
BLOCKED SHOTS	10	at Cincinnati (11/22/2023)
	8	North Carolina (01/30/2024)
	8	at Duke (01/13/2024)
	8	Duke (12/02/2023)
TURNOVERS	21	vs Massachusetts (N) (12/21/2023)
	20	Alabama A&M (12/09/2023)
FOULS	28	at Louisville (02/10/2024)
	23	at NC State (02/03/2024)

Opponent - Game Highs		
POINTS	95	Boston College (01/06/2024)
	91	at Virginia Tech (01/27/2024)
	90	at Clemson (01/16/2024)
	89	at Cincinnati (11/22/2023)
	85	Howard (11/09/2023)
FIELD GOALS MADE	35	Boston College (01/06/2024)
	32	at Virginia Tech (01/27/2024)
FIELD GOAL ATTEMPTS	77	North Carolina (01/30/2024)
	74	vs Penn St. (N) (12/16/2023)
FIELD GOAL PERCENTAGE	.556 (35-63)	Boston College (01/06/2024)
	.552 (32-58)	at Virginia Tech (01/27/2024)
3 PT FG MADE	14	Clemson (02/21/2024)
	14	at Cincinnati (11/22/2023)
3 PT FG ATTEMPTS	36	at Miami (FL) (02/24/2024)
	35	at Cincinnati (11/23/2023)
3 PT FG PERCENTAGE	.522 (12-23)	Boston College (01/06/2024)
	.483 (14-29)	Clemson (02/21/2024)
FREE THROWS MADE	31	at Louisville (02/10/2024)
	29	at Clemson (01/16/2024)
FREE THROW ATTEMPTS	38	at Clemson (01/16/2024)
	34	at Louisville (02/10/2024)
FREE THROW PERCENTAGE	1.000 (17-17)	Wake Forest (02/06/2024)
	.912 (31-34)	at Louisville (02/10/2024)
REBOUNDS	50	at Georgia (12/05/2023)
	48	North Carolina (01/30/2024)
	48	Notre Dame (01/09/2024)
ASSISTS	23	at Virginia Tech (01/27/2024)
	21	Clemson (02/21/2024)
	21	Boston College (01/06/2024)
STEALS	16	vs Massachusetts (N) (12/21/2023)
	13	vs Penn St. (N) (12/16/2023)
BLOCKED SHOTS	6	Duke (12/02/2023)
	6	UMass Lowell (11/14/2023)
	6	Howard (11/09/2023)
TURNOVERS	18	Ga. Southern (11/06/2023)
	16	Notre Dame (01/09/2024)
FOULS	23	Ga. Southern (11/06/2023)
	21	Florida St. (03/02/2024)
	21	at Florida St. (01/03/2024)

Georgia Tech - Game Lows		
POINTS	51	Wake Forest (02/06/2024)
	54	at Cincinnati (11/22/2023)
	55	at Notre Dame (02/14/2024)
	57	at Virginia (03/09/2024)
	57	Clemson (02/21/2024)
FIELD GOALS MADE	16	Clemson (02/21/2024)
	17	Wake Forest (02/06/2024)
	17	at Cincinnati (11/22/2023)
FIELD GOAL ATTEMPTS	48	at Notre Dame (02/14/2024)
	49	at Cincinnati (11/22/2023)
FIELD GOAL PERCENTAGE	.283 (17-60)	Wake Forest (02/06/2024)
	.302 (16-53)	Clemson (02/21/2024)
3 PT FG MADE	3	Wake Forest (02/06/2024)
	4	at Virginia (03/09/2024)
	4	Howard (11/09/2023)
3 PT FG ATTEMPTS	15	at Notre Dame (02/14/2024)
	17	at Hawaii (12/22/2023)
	17	vs Massachusetts (N) (12/21/2023)
	17	at Cincinnati (11/22/2023)
3 PT FG PERCENTAGE	.125 (3-24)	Wake Forest (02/06/2024)
	.190 (4-21)	at Virginia (03/09/2024)
FREE THROWS MADE	2	at Wake Forest (03/05/2024)
	3	Notre Dame (01/09/2024)
FREE THROW ATTEMPTS	2	at Wake Forest (03/05/2024)
	5	at Miami (FL) (02/24/2024)
FREE THROW PERCENTAGE	.429 (3-7)	Notre Dame (01/09/2024)
	.462 (6-13)	at Georgia (12/05/2023)
REBOUNDS	29	Virginia (01/20/2024)
	31	at Notre Dame (02/14/2024)
	31	Wake Forest (02/06/2024)
	31	at Virginia Tech (01/27/2024)
	31	Pittsburgh (01/23/2024)
	31	at Florida St. (01/03/2024)
	31	vs Nevada (N) (12/24/2023)
ASSISTS	6	Clemson (02/21/2024)
	7	vs Massachusetts (N) (12/21/2023)
STEALS	0	Clemson (02/21/2024)
	1	Duke (12/02/2023)
BLOCKED SHOTS	1	at Louisville (02/10/2024)
	1	vs Nevada (N) (12/24/2023)
TURNOVERS	5	at Virginia Tech (01/27/2024)
	7	Howard (11/09/2023)
FOULS	4	at Virginia (03/09/2024)
	8	Clemson (02/21/2024)

Opponent - Game Lows		
POINTS	49	Alabama A&M (12/09/2023)
	58	at Notre Dame (02/14/2024)
	59	Mississippi St. (11/28/2023)
	60	Syracuse (02/17/2024)
	62	Ga. Southern (11/06/2023)
FIELD GOALS MADE	16	Alabama A&M (12/09/2023)
	18	at Notre Dame (02/14/2024)
FIELD GOAL ATTEMPTS	50	Pittsburgh (01/23/2024)
	53	vs Nevada (N) (12/24/2023)
FIELD GOAL PERCENTAGE	.276 (16-58)	Alabama A&M (12/09/2023)
	.308 (20-65)	Mississippi St. (11/28/2023)
3 PT FG MADE	2	Alabama A&M (12/09/2023)
	2	UMass Lowell (11/14/2023)
3 PT FG ATTEMPTS	15	UMass Lowell (11/14/2023)
	16	at Wake Forest (03/05/2024)
	16	Duke (12/02/2023)
3 PT FG PERCENTAGE	.100 (2-20)	Alabama A&M (12/09/2023)
	.133 (2-15)	UMass Lowell (11/14/2023)
FREE THROWS MADE	2	at Virginia (03/09/2024)
	5	at Miami (FL) (02/24/2024)
	5	Clemson (02/21/2024)
FREE THROW ATTEMPTS	4	at Virginia (03/09/2024)
	7	Clemson (02/21/2024)
FREE THROW PERCENTAGE	.421 (8-19)	vs Massachusetts (N) (12/21/2023)
	.500 (5-10)	at Miami (FL) (02/24/2024)
	.500 (2-4)	at Virginia (03/09/2024)
REBOUNDS	24	Boston College (01/06/2024)
	25	at Virginia (03/09/2024)
	25	at Wake Forest (03/05/2024)
ASSISTS	4	Alabama A&M (12/09/2023)
	5	Mississippi St. (11/28/2023)
STEALS	2	at Virginia Tech (01/27/2024)
	4	Clemson (02/21/2024)
	4	Virginia (01/20/2024)
	4	Boston College (01/06/2024)
	4	vs Nevada (N) (12/24/2023)
	4	at Hawaii (12/22/2023)
	4	at Georgia (12/05/2023)
BLOCKED SHOTS	0	North Carolina (01/30/2024)
	1	Notre Dame (01/09/2024)
	1	at Florida St. (01/03/2024)
TURNOVERS	4	at NC State (02/03/2024)
	4	at Duke (01/13/2024)
	4	at Hawaii (12/22/2023)
FOULS	9	at Virginia (03/09/2024)
	9	at Miami (FL) (02/24/2024)



# CAREER SUMMARIES

## ABRAM, Amaree

				Field Goals		3-Point		F-Throws		Rebounds									Scoring	
SEASON	TEAM	GP-GS	MIN/AVG	FG-FGA	FG%	3FG-3FGA	3FG%	FT-FTA	FT%	OFF	DEF	TOT	AVG	PF-FO	A	TO	BLK	STL	PTS	AVG
2022-23	OM	33-22	694/21.0	104-258	.403	39-107	.364	18-27	.667	8	58	66	2.0	63-1	66	59	4	22	265	8.0
2023-24	GaTech	10-4	108/10.8	11-42	.262	4-20	.200	8-13	.615	2	15	17	1.7	10-0	11	9	2	1	34	3.4
<b>TOTAL FOR GaTech</b>		<b>10-4</b>	<b>108/10.8</b>	<b>11-42</b>	<b>.262</b>	<b>4-20</b>	<b>.200</b>	<b>8-13</b>	<b>.615</b>	<b>2</b>	<b>15</b>	<b>17</b>	<b>1.7</b>	<b>10-0</b>	<b>11</b>	<b>9</b>	<b>2</b>	<b>1</b>	<b>34</b>	<b>3.4</b>
<b>TOTAL</b>		<b>43-26</b>	<b>802/18.6</b>	<b>115-300</b>	<b>.383</b>	<b>43-127</b>	<b>.339</b>	<b>26-40</b>	<b>.650</b>	<b>10</b>	<b>73</b>	<b>83</b>	<b>1.9</b>	<b>73-1</b>	<b>77</b>	<b>68</b>	<b>6</b>	<b>23</b>	<b>299</b>	<b>7.0</b>

## Single Game Highs

Statistic	Value	
Points	26	vs Stanford 11/24/22
Rebounds	5	vs Chattanooga 11/15/22, at South Carolina 01/17/23
Assists	5	vs Georgia 01/14/23, vs Oklahoma 11/27/22
Steals	3	vs UT Martin 11/18/22
Blocks	1	6 times
FG Made	12	vs Stanford 11/24/22
FG Attempts	18	vs Stanford 11/24/22
3FG Made	5	vs South Carolina 03/08/23
3FG Attempts	8	vs LSU 02/25/23, vs South Carolina 03/08/23
FT Made	4	vs Siena 11/25/22
FT Attempts	4	at South Carolina 01/17/23, vs Siena 11/25/22, vs Ga. Southern 11/06/23

## CLAUDE, Tyzhaun

				Field Goals		3-Point		F-Throws		Rebounds									Scoring	
SEASON	TEAM	GP-GS	MIN/AVG	FG-FGA	FG%	3FG-3FGA	3FG%	FT-FTA	FT%	OFF	DEF	TOT	AVG	PF-FO	A	TO	BLK	STL	PTS	AVG
2019-20	More	30-19	658/21.9	120-201	.597	0-0	.000	45-90	.500	73	119	192	6.4	65-1	16	44	18	16	285	9.5
2021-22	More	9-0	62/6.9	12-25	.480	0-0	.000	7-11	.636	6	10	16	1.8	6-0	5	10	3	2	31	3.4
2022-23	WCU	31-28	818/26.4	174-333	.523	2-6	.333	126-175	.720	98	168	266	8.6	75-1	16	65	28	12	476	15.4
2023-24	GaTech	31-4	545/17.6	49-101	.485	1-7	.143	49-74	.662	77	84	161	5.2	65-2	22	25	14	9	148	4.8
<b>TOTAL FOR GaTech</b>		<b>31-4</b>	<b>545/17.6</b>	<b>49-101</b>	<b>.485</b>	<b>1-7</b>	<b>.143</b>	<b>49-74</b>	<b>.662</b>	<b>77</b>	<b>84</b>	<b>161</b>	<b>5.2</b>	<b>65-2</b>	<b>22</b>	<b>25</b>	<b>14</b>	<b>9</b>	<b>148</b>	<b>4.8</b>
<b>TOTAL</b>		<b>101-51</b>	<b>2083/20.6</b>	<b>355-660</b>	<b>.538</b>	<b>3-13</b>	<b>.231</b>	<b>227-350</b>	<b>.649</b>	<b>254</b>	<b>381</b>	<b>635</b>	<b>6.3</b>	<b>211-4</b>	<b>59</b>	<b>144</b>	<b>63</b>	<b>39</b>	<b>940</b>	<b>9.3</b>

## Single Game Highs

Statistic	Value	
Points	24	vs Samford 02/01/23
Rebounds	17	at The Citadel 01/14/23
Assists	3	vs Ga. Southern 11/06/23, vs Howard 11/09/23
Steals	2	9 times
Blocks	3	vs Tennessee Tech 01/04/20, vs Wofford 01/18/23, vs North Carolina 01/30/24
FG Made	11	vs Eastern Ky. 02/13/20
FG Attempts	17	vs Lindenwood 11/20/22
3FG Made	1	vs UNC Greensboro 12/29/22, at ETSU 01/04/23, vs Howard 11/09/23
3FG Attempts	2	vs Ga. Southern 11/06/23, vs Howard 11/09/23
FT Made	11	at Tennessee Tech 12/17/22
FT Attempts	14	at Tennessee Tech 12/17/22

# CAREER SUMMARIES

## COLEMAN, Dallan "deebo"

				Field Goals		3-Point		F-Throws		Rebounds										Scoring	
SEASON	TEAM	GP-GS	MIN/AVG	FG-FGA	FG%	3FG-3FGA	3FG%	FT-FTA	FT%	OFF	DEF	TOT	AVG	PF-FO	A	TO	BLK	STL		PTS	AVG
2021-22	GaTech	31-5	734/23.7	63-161	.391	43-104	.413	23-32	.719	12	46	58	1.9	70-1	19	21	3	28		192	6.2
2022-23	GaTech	33-31	1031/31.3	103-274	.376	57-175	.326	51-74	.689	14	83	97	2.9	73-0	44	39	10	26		314	9.5
2023-24	GaTech	27-0	509/18.8	57-140	.407	31-90	.344	18-30	.600	22	45	67	2.5	42-0	16	10	6	13		163	6.0
TOTAL		91-36	2274/25.0	223-575	.388	131-369	.355	92-136	.676	48	174	222	2.4	185-1	79	70	19	67		669	7.4

## Single Game Highs

Statistic	Value	
Points	24	vs UMass Lowell 11/14/23
Rebounds	9	vs Pittsburgh 03/08/23
Assists	8	at Syracuse 02/28/23
Steals	4	vs Florida Tech 02/18/23
Blocks	2	vs Duke 01/28/23, vs Louisville 02/25/23
FG Made	7	vs UMass Lowell 11/14/23
FG Attempts	14	at Syracuse 02/28/23, vs Pittsburgh 03/08/23
3FG Made	5	vs Lamar University 11/15/21, vs Syracuse 01/21/23, vs UMass Lowell 11/14/23
3FG Attempts	12	at Syracuse 02/28/23
FT Made	9	at Georgia St. 11/12/22
FT Attempts	13	at Georgia St. 11/12/22

## DOWUONA, Ebenezer

				Field Goals		3-Point		F-Throws		Rebounds										Scoring	
SEASON	TEAM	GP-GS	MIN/AVG	FG-FGA	FG%	3FG-3FGA	3FG%	FT-FTA	FT%	OFF	DEF	TOT	AVG	PF-FO	A	TO	BLK	STL		PTS	AVG
2020-21	NCSU	9-0	48/5.3	2-8	.250	0-0	.000	1-2	.500	2	6	8	0.9	8-0	0	1	2	0		5	0.6
2021-22	NCSU	31-27	752/24.3	52-93	.559	0-0	.000	24-36	.667	63	63	126	4.1	98-7	6	15	54	12		128	4.1
2022-23	NCSU	30-3	327/10.9	21-46	.457	0-0	.000	9-17	.529	22	36	58	1.9	53-0	1	6	26	5		51	1.7
2023-24	GaTech	18-13	173/9.6	9-21	.429	0-0	.000	0-2	.000	14	11	25	1.4	23-0	2	8	5	1		18	1.0
TOTAL FOR GaTech		18-13	173/9.6	9-21	.429	0-0	.000	0-2	.000	14	11	25	1.4	23-0	2	8	5	1		18	1.0
TOTAL		88-43	1300/14.8	84-168	.500	0-0	.000	34-57	.596	101	116	217	2.5	182-7	9	30	87	18		202	2.3

## Single Game Highs

Statistic	Value	
Points	11	vs Virginia Tech 03/08/23
Rebounds	9	vs Bucknell 11/09/21, at Duke 01/15/22
Assists	2	vs Boston College 02/23/22
Steals	3	vs Oklahoma St. 11/17/21
Blocks	8	vs Nebraska 12/01/21
FG Made	5	vs Louisiana Tech 11/27/21, at Duke 01/15/22, vs Virginia Tech 03/08/23
FG Attempts	11	at Duke 01/15/22
FT Made	4	vs Colgate 11/13/21, at Miami (FL) 12/29/21
FT Attempts	6	vs Colgate 11/13/21

# CAREER SUMMARIES

## GAPARE, Tafara

				Field Goals		3-Point		F-Throws		Rebounds									Scoring	
SEASON	TEAM	GP-GS	MIN/AVG	FG-FGA	FG%	3FG-3FGA	3FG%	FT-FTA	FT%	OFF	DEF	TOT	AVG	PF-FO	A	TO	BLK	STL	PTS	AVG
2022-23	UMass	30-0	372/12.4	34-109	.312	12-45	.267	23-40	.575	15	48	63	2.1	39-0	8	33	20	14	103	3.4
2023-24	GaTech	28-14	509/18.2	51-147	.347	10-58	.172	31-46	.674	21	76	97	3.5	50-1	21	27	33	10	143	5.1
<b>TOTAL FOR GaTech</b>		<b>28-14</b>	<b>509/18.2</b>	<b>51-147</b>	<b>.347</b>	<b>10-58</b>	<b>.172</b>	<b>31-46</b>	<b>.674</b>	<b>21</b>	<b>76</b>	<b>97</b>	<b>3.5</b>	<b>50-1</b>	<b>21</b>	<b>27</b>	<b>33</b>	<b>10</b>	<b>143</b>	<b>5.1</b>
<b>TOTAL</b>		<b>58-14</b>	<b>881/15.2</b>	<b>85-256</b>	<b>.332</b>	<b>22-103</b>	<b>.214</b>	<b>54-86</b>	<b>.628</b>	<b>36</b>	<b>124</b>	<b>160</b>	<b>2.8</b>	<b>89-1</b>	<b>29</b>	<b>60</b>	<b>53</b>	<b>24</b>	<b>246</b>	<b>4.2</b>

## Single Game Highs

Statistic	Value	
Points	20	vs Penn St. 12/16/23
Rebounds	10	vs Florida St. 03/02/24
Assists	4	vs Florida St. 03/02/24
Steals	5	vs UAlbany 12/05/22
Blocks	5	vs Saint Louis 01/04/23
FG Made	7	vs Penn St. 12/16/23
FG Attempts	16	vs Penn St. 12/16/23
3FG Made	3	vs Penn St. 12/16/23
3FG Attempts	6	vs Penn St. 12/16/23
FT Made	5	vs Saint Louis 01/04/23
FT Attempts	8	vs Saint Louis 01/04/23

## GEORGE, Naithan

				Field Goals		3-Point		F-Throws		Rebounds									Scoring	
SEASON	TEAM	GP-GS	MIN/AVG	FG-FGA	FG%	3FG-3FGA	3FG%	FT-FTA	FT%	OFF	DEF	TOT	AVG	PF-FO	A	TO	BLK	STL	PTS	AVG
2023-24	GaTech	28-27	824/29.4	94-229	.410	27-94	.287	46-68	.676	12	55	67	2.4	45-0	128	57	3	9	261	9.3
<b>TOTAL</b>		<b>28-27</b>	<b>824/29.4</b>	<b>94-229</b>	<b>.410</b>	<b>27-94</b>	<b>.287</b>	<b>46-68</b>	<b>.676</b>	<b>12</b>	<b>55</b>	<b>67</b>	<b>2.4</b>	<b>45-0</b>	<b>128</b>	<b>57</b>	<b>3</b>	<b>9</b>	<b>261</b>	<b>9.3</b>

## Single Game Highs

Statistic	Value	
Points	20	at Clemson 01/16/24
Rebounds	5	at Georgia 12/05/23, vs Wake Forest 02/06/24, vs Florida St. 03/02/24
Assists	11	vs Notre Dame 01/09/24
Steals	2	vs Notre Dame 01/09/24, vs Nevada 12/24/23
Blocks	1	vs Mississippi St. 11/28/23, at Clemson 01/16/24, vs Pittsburgh 01/23/24
FG Made	8	at Clemson 01/16/24, at Wake Forest 03/05/24
FG Attempts	14	at Wake Forest 03/05/24
3FG Made	4	at Clemson 01/16/24
3FG Attempts	7	at Clemson 01/16/24, vs Pittsburgh 01/23/24
FT Made	8	vs North Carolina 01/30/24
FT Attempts	10	vs North Carolina 01/30/24



CAREER SUMMARIES

KELLY, Miles

				Field Goals		3-Point		F-Throws		Rebounds										Scoring	
SEASON	TEAM	GP-GS	MIN/AVG	FG-FGA	FG%	3FG-3FGA	3FG%	FT-FTA	FT%	OFF	DEF	TOT	AVG	PF-FO	A	TO	BLK	STL		PTS	AVG
2021-22	GaTech	30-1	434/14.5	48-118	.407	26-75	.347	13-18	.722	7	36	43	1.4	30-0	15	19	3	15		135	4.5
2022-23	GaTech	33-27	1070/32.4	167-407	.410	89-235	.379	53-59	.898	10	102	112	3.4	71-0	43	49	2	24		476	14.4
2023-24	GaTech	31-31	983/31.7	148-397	.373	68-208	.327	74-102	.725	31	143	174	5.6	75-1	59	61	8	23		438	14.1
TOTAL		94-59	2486/26.4	363-922	.394	183-518	.353	140-179	.782	48	281	329	3.5	176-1	117	129	13	62		1049	11.2

Single Game Highs

Statistic	Value	
Points	36	at Louisville 02/10/24
Rebounds	12	vs Mississippi St. 11/28/23
Assists	6	vs Penn St. 12/16/23
Steals	3	at North Carolina 12/10/22, at Notre Dame 01/10/23, at Miami (FL) 02/24/24
Blocks	2	vs UMass Lowell 11/14/23
FG Made	11	at Louisville 02/10/24
FG Attempts	24	vs Howard 11/09/23
3FG Made	7	at Syracuse 02/28/23, vs Notre Dame 01/09/24, at Miami (FL) 02/24/24
3FG Attempts	15	vs Notre Dame 01/09/24
FT Made	8	vs Howard 11/09/23, vs Mississippi St. 11/28/23, at Louisville 02/10/24
FT Attempts	13	vs Howard 11/09/23



# CAREER SUMMARIES

## MURPHY, Carter

				Field Goals		3-Point		F-Throws		Rebounds										Scoring	
SEASON	TEAM	GP-GS	MIN/AVG	FG-FGA	FG%	3FG-3FGA	3FG%	FT-FTA	FT%	OFF	DEF	TOT	AVG	PF-FO	A	TO	BLK	STL		PTS	AVG
2019-20	USAFA	13-0	57/4.4	8-17	.471	8-16	.500	7-8	.875	0	8	8	0.6	3-0	5	1	0	4		31	2.4
2020-21	USAFA	8-5	172/21.5	10-28	.357	5-19	.263	8-8	1.000	2	14	16	2.0	21-1	9	10	2	6		33	4.1
2021-22	USAFA	18-1	225/12.5	24-58	.414	10-35	.286	2-3	.667	2	26	28	1.6	31-1	9	7	1	8		60	3.3
2022-23	USAFA	31-2	549/17.7	87-174	.500	16-57	.281	34-41	.829	8	46	54	1.7	54-0	34	37	6	21		224	7.2
2023-24	GaTech	14-0	109/7.8	9-24	.375	7-19	.368	0-0	.000	0	10	10	0.7	11-0	3	1	2	3		25	1.8
TOTAL FOR GaTech		14-0	109/7.8	9-24	.375	7-19	.368	0-0	.000	0	10	10	0.7	11-0	3	1	2	3		25	1.8
TOTAL		84-8	1112/13.2	138-301	.458	46-146	.315	51-60	.850	12	104	116	1.4	120-2	60	56	11	42		373	4.4

## Single Game Highs

Statistic	Value	
Points	19	at UNLV 03/08/23
Rebounds	6	vs New Mexico 02/24/21
Assists	5	at UNLV 03/08/23
Steals	5	at UNLV 02/24/23
Blocks	2	vs Ark.-Pine Bluff 11/30/22, at UNLV 02/24/23, at Cincinnati 11/22/23
FG Made	8	vs New Mexico 02/10/23
FG Attempts	12	vs New Mexico 02/10/23, at Utah St. 02/14/23, vs San Jose St. 03/04/23
3FG Made	4	vs JWU (Denver) 12/17/19
3FG Attempts	5	at Colorado St. 03/01/21, vs Fresno St. 02/22/22, at Bowling Green 11/07/22
FT Made	6	at UNLV 03/08/23
FT Attempts	6	vs Wyoming 01/17/23, at UNLV 03/08/23

## NDONGO, Baye

				Field Goals		3-Point		F-Throws		Rebounds										Scoring	
SEASON	TEAM	GP-GS	MIN/AVG	FG-FGA	FG%	3FG-3FGA	3FG%	FT-FTA	FT%	OFF	DEF	TOT	AVG	PF-FO	A	TO	BLK	STL		PTS	AVG
2023-24	GaTech	28-28	770/27.5	140-249	.562	4-11	.364	53-80	.663	72	159	231	8.3	78-5	25	74	31	21		337	12.0
TOTAL		28-28	770/27.5	140-249	.562	4-11	.364	53-80	.663	72	159	231	8.3	78-5	25	74	31	21		337	12.0

## Single Game Highs

Statistic	Value	
Points	22	at Hawaii 12/22/23
Rebounds	19	vs Penn St. 12/16/23
Assists	3	vs Mississippi St. 11/28/23, at Georgia 12/05/23, at Miami (FL) 02/24/24
Steals	3	at Georgia 12/05/23
Blocks	4	vs Duke 12/02/23
FG Made	10	at Hawaii 12/22/23
FG Attempts	15	vs Notre Dame 01/09/24
3FG Made	1	4 times
3FG Attempts	2	vs Duke 12/02/23, vs Notre Dame 01/09/24
FT Made	6	vs Nevada 12/24/23
FT Attempts	8	at Florida St. 01/03/24



CAREER SUMMARIES

NICHOLS, Emmer

				Field Goals		3-Point		F-Throws		Rebounds										Scoring	
SEASON	TEAM	GP-GS	MIN/AVG	FG-FGA	FG%	3FG-3FGA	3FG%	FT-FTA	FT%	OFF	DEF	TOT	AVG	PF-FO	A	TO	BLK	STL	PTS	AVG	
2023-24	GaTech	2-0	4/2.0	0-0	.000	0-0	.000	0-0	.000	1	3	4	2.0	0-0	0	0	0	0	0	0.0	
TOTAL		2-0	4/2.0	0-0	.000	0-0	.000	0-0	.000	1	3	4	2.0	0-0	0	0	0	0	0	0.0	

Single Game Highs

Statistic	Value	
Rebounds	3	vs Alabama A&M 12/09/23

REEVES JR., Kowacie

				Field Goals		3-Point		F-Throws		Rebounds										Scoring	
SEASON	TEAM	GP-GS	MIN/AVG	FG-FGA	FG%	3FG-3FGA	3FG%	FT-FTA	FT%	OFF	DEF	TOT	AVG	PF-FO	A	TO	BLK	STL	PTS	AVG	
2021-22	UF	29-10	451/15.6	50-132	.379	32-96	.333	27-36	.750	14	28	42	1.4	25-0	11	18	4	14	159	5.5	
2022-23	UF	31-7	599/19.3	93-247	.377	34-130	.262	44-62	.710	12	70	82	2.6	42-1	17	34	6	17	264	8.5	
2023-24	GaTech	31-31	906/29.2	108-261	.414	51-132	.386	42-50	.840	33	93	126	4.1	41-0	27	37	16	16	309	10.0	
TOTAL FOR GaTech		31-31	906/29.2	108-261	.414	51-132	.386	42-50	.840	33	93	126	4.1	41-0	27	37	16	16	309	10.0	
TOTAL		91-48	1956/21.5	251-640	.392	117-358	.327	113-148	.764	59	191	250	2.7	108-1	55	89	26	47	732	8.0	

Single Game Highs

Statistic	Value	
Points	21	vs Texas A&M 03/10/22
Rebounds	10	vs Alabama A&M 12/09/23
Assists	3	4 times
Steals	3	at Xavier 03/20/22, vs Ga. Southern 11/06/23
Blocks	3	at Cincinnati 11/22/23
FG Made	8	vs Florida A&M 11/30/22
FG Attempts	16	at Florida St. 01/03/24
3FG Made	5	at Clemson 01/16/24
3FG Attempts	8	4 times
FT Made	6	vs Texas A&M 03/10/22, vs Alabama A&M 12/09/23
FT Attempts	8	vs Texas A&M 03/10/22

GAME NOTES

# CAREER SUMMARIES

## SACKO, Ibrahima

				Field Goals		3-Point		F-Throws		Rebounds								Scoring		
SEASON	TEAM	GP-GS	MIN/AVG	FG-FGA	FG%	3FG-3FGA	3FG%	FT-FTA	FT%	OFF	DEF	TOT	AVG	PF-FO	A	TO	BLK	STL	PTS	AVG
2023-24	GaTech	20-3	227/11.4	18-38	.474	4-14	.286	3-10	.300	20	33	53	2.7	26-0	4	11	4	11	43	2.2
TOTAL		20-3	227/11.4	18-38	.474	4-14	.286	3-10	.300	20	33	53	2.7	26-0	4	11	4	11	43	2.2

## Single Game Highs

Statistic	Value	
Points	13	at Notre Dame 02/14/24
Rebounds	8	vs UMass Lowell 11/14/23
Assists	1	4 times
Steals	3	vs UMass Lowell 11/14/23
Blocks	1	4 times
FG Made	6	at Notre Dame 02/14/24
FG Attempts	8	at Notre Dame 02/14/24
3FG Made	1	4 times
3FG Attempts	3	at Cincinnati 11/22/23
FT Made	2	vs Wake Forest 02/06/24
FT Attempts	2	4 times

## SAN MIGUEL, Marcos

				Field Goals		3-Point		F-Throws		Rebounds										Scoring	
SEASON	TEAM	GP-GS	MIN/AVG	FG-FGA	FG%	3FG-3FGA	3FG%	FT-FTA	FT%	OFF	DEF	TOT	AVG	PF-FO	A	TO	BLK	STL	PTS	AVG	
2023-24	GaTech	1-0	2/1.9	0-2	.000	0-1	.000	0-0	.000	1	0	1	1.0	0-0	0	1	0	0	0	0.0	
TOTAL		1-0	2/1.9	0-2	.000	0-1	.000	0-0	.000	1	0	1	1.0	0-0	0	1	0	0	0	0.0	

## Single Game Highs

Statistic	Value	
Rebounds	1	vs Alabama A&M 12/09/23
FG Attempts	2	vs Alabama A&M 12/09/23
3FG Attempts	1	vs Alabama A&M 12/09/23

# CAREER SUMMARIES

## STURDIVANT, Kyle

				Field Goals		3-Point		F-Throws		Rebounds									Scoring	
SEASON	TEAM	GP-GS	MIN/AVG	FG-FGA	FG%	3FG-3FGA	3FG%	FT-FTA	FT%	OFF	DEF	TOT	AVG	PF-FO	A	TO	BLK	STL	PTS	AVG
2019-20	USC	21-0	175/8.3	16-46	.348	3-14	.214	8-9	.889	4	20	24	1.1	10-0	25	22	1	5	43	2.0
2020-21	GaTech	26-0	308/11.8	32-74	.432	8-22	.364	18-23	.783	2	22	24	0.9	27-0	27	17	2	6	90	3.5
2021-22	GaTech	32-28	808/25.2	89-216	.412	26-78	.333	39-50	.780	7	74	81	2.5	55-2	73	38	2	30	243	7.6
2022-23	GaTech	33-21	788/23.9	103-262	.393	36-112	.321	41-59	.695	7	69	76	2.3	60-0	110	53	3	24	283	8.6
2023-24	GaTech	31-0	631/20.4	89-216	.412	39-99	.394	56-64	.875	8	57	65	2.1	46-0	89	44	3	18	273	8.8
TOTAL FOR GaTech		122-49	2535/20.8	313-768	.408	109-311	.350	154-196	.786	24	222	246	2.0	188-2	299	152	10	78	889	7.3
TOTAL		143-49	2709/18.9	329-814	.404	112-325	.345	162-205	.790	28	242	270	1.9	198-2	324	174	11	83	932	6.5

## Single Game Highs

Statistic	Value	
Points	21	vs Massachusetts 12/21/23
Rebounds	10	vs Boston College 01/06/24
Assists	10	vs Louisville 02/25/23
Steals	4	at Clemson 03/02/22
Blocks	1	11 times
FG Made	7	4 times
FG Attempts	16	at Louisville 02/01/23
3FG Made	4	vs North Carolina 01/30/24, vs Syracuse 02/17/24, vs Florida St. 03/02/24
3FG Attempts	9	at Louisville 02/01/23
FT Made	8	vs Massachusetts 12/21/23
FT Attempts	8	vs Clayton St. 11/07/22, vs Massachusetts 12/21/23

## TERRY, Lance

				Field Goals		3-Point		F-Throws		Rebounds										Scoring	
SEASON	TEAM	GP-GS	MIN/AVG	FG-FGA	FG%	3FG-3FGA	3FG%	FT-FTA	FT%	OFF	DEF	TOT	AVG	PF-FO	A	TO	BLK	STL	PTS	AVG	
2019-20	GW	15-0	161/10.7	18-49	.367	13-38	.342	4-7	.571	0	22	22	1.5	21-0	5	13	3	7	53	3.5	
2020-21	GW	9-6	201/22.4	31-64	.484	18-41	.439	23-25	.920	3	15	18	2.0	22-0	5	8	1	5	103	11.4	
2021-22	GW	31-31	972/31.4	158-344	.459	57-163	.350	69-85	.812	26	80	106	3.4	69-1	37	44	12	32	442	14.3	
2022-23	GaTech	29-21	857/29.6	106-252	.421	47-121	.388	35-43	.814	15	67	82	2.8	59-2	36	27	6	18	294	10.1	
TOTAL FOR GaTech		29-21	857/29.6	106-252	.421	47-121	.388	35-43	.814	15	67	82	2.8	59-2	36	27	6	18	294	10.1	
TOTAL		84-58	2191/26.1	313-709	.441	135-363	.372	131-160	.819	44	184	228	2.7	171-3	83	92	22	62	892	10.6	

## Single Game Highs

Statistic	Value	
Points	26	at Hampton 12/30/20
Rebounds	7	4 times
Assists	4	at USC Upstate 02/26/22
Steals	3	at East Carolina 12/04/21, at Florida St. 01/07/23
Blocks	2	at UNLV 11/10/21, at N.C. Central 12/15/21, at Longwood 01/15/22
FG Made	8	7 times
FG Attempts	19	at Florida St. 12/21/20
3FG Made	7	at Syracuse 02/28/23
3FG Attempts	11	vs Louisville 02/25/23
FT Made	9	at Hampton 12/30/20
FT Attempts	9	at Hampton 12/30/20, at Campbell 02/09/22

## 2023-24 BOX SCORES

Official Basketball Box Score - Final  
Ga. Southern at Georgia Tech  
11/06/23 McCarrie Pavilion, Atlanta  
2023-24 Men's BasketballGame Time: 7:30 PM  
Game Duration: 2:01  
Attendance: 3,414

Officials: Ron Groover, Jenna Reneau, Joe Switzer

Ga. Southern - 62

Record: 0-1

NO. Name	Min	FG M-A	3P M-A	FT M-A	Rebounds OR DR TOT	Fouls PF FD	TP	AS	TO	ST	Blocks BS BA	+/-
1 Cam Bryant	F 20:50	3-8	1-3	1-1	0 2 2	4 3 8	1	5	1	0	0	-11
10 Carlos Curry	F 14:49	3-5	2-2	1-2	1 3 4	4 1 9	0	3	0	2	0	-3
25 Avantae Parker	F 22:15	2-4	0-1	1-2	0 0 0	4 3 5	0	1	0	0	0	-18
0 Malik Tidwell	G 38:44	2-10	0-5	1-2	1 2 3	1 1 5	4	2	1	0	2	-20
5 Derrick Harris Jr.	G 04:38	0-2	0-1	0-0	0 1 1	1 0 0	0	1	0	0	0	1
11 Jamar Franklin	31:16	6-13	1-3	4-4	1 2 3	3 2 17	0	2	1	0	2	-16
12 Tyren Moore	19:31	4-9	2-5	0-0	1 3 4	4 1 10	1	3	1	0	0	-15
16 Collin Kuhl	19:18	2-3	0-0	2-2	3 2 5	0 3 6	0	0	0	0	0	-7
23 Nate Brafford	25:29	1-3	0-2	0-0	0 5 5	2 0 2	0	1	1	0	0	-19
13 Eren Banks	03:10	0-0	0-0	0-0	0 0 0	0 0 0	0	0	0	0	0	-2
Team					4 2 6	0	0	0	0	0	0	
Totals	23:57	6-22	10-13	11	22	33	23	14	62	6	18	5 2 4 -22

Shooting By Period	1st FG%	2nd FG%	3rd FG%	4th FG%	GMFG%
1st FG%	10-30 33.3%				
2nd FG%	4-12 33.3%	7-27 25.9%			
3rd FG%		3-4 75%			
4th FG%			2-7 28.6%		
GMFG%	23-57 40.4%	6-22 27.3%	10-13 76.9%		

Dead Ball Rebounds: 2, 1

Georgia Tech - 84

Record: 1-0

NO. Name	Min	FG M-A	3P M-A	FT M-A	Rebounds OR DR TOT	Fouls PF FD	TP	AS	TO	ST	Blocks BS BA	+/-
5 Tafara Gapare	F 15:55	1-6	0-1	0-0	1 0 1	2 0 2	0	1	1	1	3	-1
12 Tyzhauha Claude	F 29:50	3-8	0-2	4-6	5 5 10	0 5 10	3	0	2	0	0	14
13 Miles Kelly	G 30:29	9-18	4-9	3-5	2 3 5	3 5 25	3	2	2	0	0	17
14 Kowacie Reeves	G 32:42	4-7	3-5	4-4	1 2 3	1 3 15	3	2	3	1	0	14
24 Amaree Abram	G 16:39	1-4	1-3	2-4	0 2 2	1 1 5	2	3	0	0	0	2
1 Kyle Sturdivant	27:43	3-5	2-3	0-0	0 4 4	2 0 8	6	1	1	0	0	25
10 Ebenezer Dowuona	08:22	1-2	0-0	0-1	3 1 4	3 1 2	0	0	0	0	0	1
3 Dallan "Deebo" Coleman	25:49	5-7	3-5	4-7	2 0 2	2 5 17	0	0	0	0	0	25
23 Ibrahim Sacko	12:31	0-3	0-1	0-0	2 0 0	2 0 0	0	2	1	0	1	15
Team					1 3 4	0	0	2	0	0	0	
Totals	27:60	13-29	17-27	15	22	37	16	20	84	17	13	10 4 2 22

Shooting By Period	1st FG%	2nd FG%	3rd FG%	4th FG%	GMFG%
1st FG%	10-30 33.3%				
2nd FG%	4-15 26.7%	8-15 53.3%			
3rd FG%		17-30 56.7%			
4th FG%			9-14 64.3%		
GMFG%	27-60 45.0%	13-29 44.8%	17-27 63.0%		

Dead Ball Rebounds: 5, 2

Technical Fouls: Kelly 1<sup>st</sup> 5:49 Bryant 2<sup>nd</sup> 14:40 Franklin 2<sup>nd</sup> 1:19

Biggest lead	GaSo	GaTech
Biggest lead	6 (1 <sup>st</sup> 15:09)	22 (2 <sup>nd</sup> 0:45)
Best Scoring Run	7 (1 <sup>st</sup> 15:09)	7 (1 <sup>st</sup> 3:21)
Lead Changes	13	
Times Tied	6	
Time with Lead	11:31	24:29

Points from Turnovers	GaSo	GaTech
Points from Turnovers	11	19
Paint	30	26
Second Chance	13	14
Fast Breaks	4	10
Bench	35	27

Period by Period Scoring	1st	2nd	TOT
GaSo	31	31	62
GaTech	32	52	84

Official Basketball Box Score - Final  
UMass Lowell at Georgia Tech  
11/14/23 McCarrie Pavilion, Atlanta  
2023-24 Men's BasketballGame Time: 7:30 PM  
Game Duration: 2:10  
Attendance: 3,778

Officials: Jamie Luckie, Raymie Syons, Kellen Minir

UMass Lowell - 74

Record: 3-0

NO. Name	Min	FG M-A	3P M-A	FT M-A	Rebounds OR DR TOT	Fouls PF FD	TP	AS	TO	ST	Blocks BS BA	+/-
10 Max Brooks	F 27:22	2-7	0-0	1-2	2 7 9	4 2 5	5	2	1	4	2	15
12 Abdoul Karim Coulibaly	F 23:10	7-12	0-0	2-2	4 5 9	4 3 16	0	0	1	0	0	15
1 Brayden O'Connor	G 36:25	6-9	1-3	5-6	0 5 5	1 4 18	0	1	2	2	0	9
2 Ayinde Hikim	G 36:40	9-24	1-5	5-5	0 3 3	2 6 24	3	1	1	0	0	10
4 Yuri Covington	G 15:26	0-2	0-2	0-0	0 0 0	0 1 0	0	0	0	0	0	5
5 Anthony Maxwell	13:15	0-3	0-1	0-0	0 1 1	2 2 0	0	1	0	0	0	-14
23 Cam Morris III	21:10	3-5	0-0	1-1	3 4 7	3 2 7	2	3	0	0	1	-12
11 Andres Fulgencio	18:14	0-2	0-2	2-2	0 3 3	2 1 2	2	0	1	0	0	-1
3 Quinton Mincey	08:18	1-3	0-2	0-1	2 1 3	1 1 2	0	1	0	0	0	-12
Team					2 0 2	0	0	1	0	0	0	
Totals	28:67	2-15	16-19	13	29	42	19	22	74	12	10	7 6 6 3

Shooting By Period	1st FG%	2nd FG%	3rd FG%	4th FG%	GMFG%
1st FG%	11-34 32.4%				
2nd FG%	0-8 0.0%	1-3 33.3%			
3rd FG%		17-33 51.5%			
4th FG%		2-7 28.6%			
GMFG%	26-67 38.8%	2-7 28.6%	15-16 93.8%		

Dead Ball Rebounds: 2, 1

Georgia Tech - 71

Record: 2-4

NO. Name	Min	FG M-A	3P M-A	FT M-A	Rebounds OR DR TOT	Fouls PF FD	TP	AS	TO	ST	Blocks BS BA	+/-
5 Tafara Gapare	F 13:32	0-1	0-1	0-0	1 2 3	3 1 0	1	2	0	1	0	-17
12 Tyzhauha Claude	F 23:39	3-9	0-1	3-6	4 5 9	4 4 9	1	1	0	0	0	-17
13 Miles Kelly	G 34:04	5-19	0-6	1-3	4 8 3	3 11 1	2	1	2	2	0	-10
14 Kowacie Reeves	G 34:17	1-7	0-3	2-2	0 3 3	2 1 4	0	0	0	0	0	3
24 Amaree Abram	G 13:48	2-6	1-5	2-2	0 2 2	1 1 7	1	2	0	0	0	-28
1 Kyle Sturdivant	26:12	6-13	0-4	0-1	0 0 0	3 1 12	5	3	0	0	1	25
3 Dallan "Deebo" Coleman	31:32	7-12	5-9	5-7	2 3 5	2 6 24	1	0	1	1	0	14
23 Ibrahim Sacko	20:26	1-2	0-1	0-2	3 5 8	4 2 2	1	0	3	0	0	16
10 Ebenezer Dowuona	02:30	1-1	0-0	0-0	0 1 1	0 0 2	0	1	0	0	0	-1
Team					4 1 5	0	0	0	0	0	0	
Totals	26:70	6-30	13-23	18	26	44	22	19	71	11	5	6 6 1-3

Shooting By Period	1st FG%	2nd FG%	3rd FG%	4th FG%	GMFG%
1st FG%	9-30 30.0%				
2nd FG%	2-16 12.5%	6-8 75%			
3rd FG%		17-40 42.5%			
4th FG%		4-14 28.6%			
GMFG%	26-70 37.1%	6-30 20.0%	13-23 56.5%		

Dead Ball Rebounds: 6, 1

	UML	GaTech
Biggest lead	11 (2 <sup>nd</sup> 6:24)	8 (1 <sup>st</sup> 8:53)
Best Scoring Run	10 (2 <sup>nd</sup> 9:28)	16 (1 <sup>st</sup> 8:53)
Lead Changes	4	
Times Tied	3	
Time with Lead	18:02	19:05

Points from	UML	GaTech
Turnovers	14	12
Paint	44	38
Second Chance	13	24
Fast Breaks	8	7
Bench	11	40

Period by Period Scoring	1st	2nd	TOT
UML	23	51	74
GaTech	26	45	71

Official Basketball Box Score - Final  
Howard at Georgia Tech  
11/09/23 McCarrie Pavilion, Atlanta  
2023-24 Men's BasketballGame Time: 7:30 PM  
Game Duration: 2:14  
Attendance: 3,802

Officials: Tod Valentine, Tony Henderson, Michael Roberts

Howard - 85

Record: 1-1

NO. Name	Min	FG M-A	3P M-A	FT M-A	Rebounds OR DR TOT	Fouls PF FD	TP	AS	TO	ST	Blocks BS BA	+/-
2 Dom Campbell	F 18:23	2-6	0-0	0-0	3 1 4	5 1 4	0	1	0	0	0	-1
22 Shy Odum	F 37:10	9-17	0-2	4-6	1 6 7	2 4 22	4	3	1	1	3	-5
0 Marcus Dockery	G 34:44	3-13	1-8	0-0	1 4 5	1 2 7	4	2	0	0	1	1
3 Isiah Warfield	G 31:09	2-3	1-2	4-5	1 6 7	1 3 9	0	3	2	0	0	-2
34 Bryce Harris	G 30:35	7-11	0-3	3-6	5 3 8	5 4 17	2	2	0	0	0	1
4 Miles Stewart	05:38	0-0	0-0	1-2	0 1 1	1 1 1	0	0	0	1	0	5
30 Joshua Strong	28:16	5-8	3-5	5-7	0 2 2	1 3 18	1	1	0	0	0	-8
23 Jordan Hairston	14:05	2-2	1-1	2-2	0 2 2	3 1 7	0	1	1	0	0	-6
Team					0 1 1	0	0	1	0	0	0	
Totals	30:60	6-21	19-28	11	26	37	19	19	85	11	14	5 6 3 -3

Shooting By Period	1st FG%	2nd FG%	3rd FG%	4th FG%	GMFG%
1st FG%	18-31 58.1%				
2nd FG%	3-9 33.3%	8-16 50%			
3rd FG%		12-29 41.4%			
4th FG%		3-12 25.0%			
GMFG%	30-60 50.0%	6-21 28.6%	19-28 67.9%		

Dead Ball Rebounds: 7, 1

Technical Fouls: NONE

Georgia Tech - 88

Record: 2-0

NO. Name	Min	FG M-A	3P M-A	FT M-A	Rebounds OR DR TOT	Fouls PF FD	TP	AS	TO	ST	Blocks BS BA	+/-
5 Tafara Gapare	F 09:37	0-2	0-0	0-0	0 2 2	3 0 0	0	0	1	1	0	-4
12 Tyzhauha Claude	F 27:32	8-15	1-2	2-4	3 3 6	5 2 19	3	1	1	0	3	9
13 Miles Kelly	G 35:15	9-24	1-5	8-13	4 2 6	1 8 27	2	0	1	0	2	7
14 Kowacie Reeves	G 35:04	6-10	1-4	2-3	3 4 7	0 3 15	2	1	1	1	0	6
24 Amaree Abram	G 20:23	2-8	0-2	2-3	2 2 4	1 2 6	3	1	1	1	0	1
1 Kyle Sturdivant	22:08	5-12	0-1	1-1	1 2 3	1 1 11	2	0	0	0	0	1
3 Dallan "Deebo" Coleman	28:16	3-5	1-2	0-1	1 3 4	3 1 7	0	0	1	0	1	4
10 Ebenezer Dowuona	05:54	1-1	0-0	0-0	1 0 1	1 0 2	0	0	1	0	0	-2
4 Carter Murphy	02:59	0-0	0-0	0-0	0 0 0	0 1 0	0	0	0	0	0	-2
23 Ibrahim Sacko	12:52	0-0	0-0	1-2	0 3 3	2 1 1	0	0	1	0	0	-5
Team					7 1 8	0	0	1	0	0	0	
Totals	34:77	4-18	16-27	22	21	43	19	88	12	7	6	3 6 3

Shooting By Period	1st FG%	2nd FG%	3rd FG%	4th FG%	GMFG%
1st FG%	17-42 40.5%				
2nd FG%	2-9 22.2%	5-8 62.5%			
3rd FG%		17-35 48.6%			
4th FG%		2-9 22.2%			
GMFG%	34-77 44.2%	4-18 22.2%	16-27 59.3%		

Dead Ball Rebounds: 5, 0

Technical Fouls: NONE

	Howard	GaTech								
Biggest lead	14 (2 <sup>nd</sup> 16:55)	6 (2 <sup>nd</sup> 0:08)	Points from Turnovers	6	17	Period by Period Scoring	1st	2nd	TOT	
Best Scoring Run	11 (2 <sup>nd</sup> 17:55)	11 (2 <sup>nd</sup> 13:13)	Paint	46	50		Howard	47	38	85
Lead Changes	8		Second Chance	11	16			GaTech	41	47
Times Tied	5		Fast Breaks	12	13					
Time with Lead	30:31	07:42	Bench	26	21					



## 2023-24 BOX SCORES

Official Basketball Box Score - Final														
Mississippi St. at Georgia Tech														
11/29/23 McCarroll Pavilion, Atlanta														
2023-24 Men's Basketball														
Game Time: 7:00 PM														
Game Duration: 1:56														
Attendance: 3,913														
Officials: Jamie Lucile, Lee Cassell, Tony Henderson														
Mississippi St. - 59														
Record: 6-1														
NO. Name	Min	FG	3P	FT	Rebounds	Fouls	TP	AS	TO	ST	Blocks	BS	BA	+/-
0 D.J. Jeffries	32:57	4-9	1-5	1-1	1 5 6	3 1	10	0	1	2	1	0	0	-4
4 Cameron Matthews	F 30:15	1-3	0-1	0-2	3 3 6	5 1	2	1	2	1	0	1	0	-2
15 Jimmy Bell Jr.	F 28:19	2-4	0-0	2-3	4 9 13	3 5	6	2	1	1	0	1	0	-16
10 Dashawn Davis	G 22:29	3-10	1-4	5-6	1 2 3	3 7	12	1	4	3	0	0	0	-6
11 Trey Fort	G 12:11	2-10	1-4	0-0	1 0 1	1 0	5	0	1	1	0	0	0	-5
13 Josh Hubbard	30:06	6-18	3-10	2-2	0 4 4	1 2	17	1	0	0	2	1	0	-1
3 Shakeel Moore	15:57	1-5	0-1	2-2	1 2 3	0 2	4	0	2	0	0	2	0	-5
5 Shawn Jones, Jr.	23:06	1-6	1-5	0-0	2 1 3	3 1	3	0	0	0	1	0	0	3
34 Gai Chol	02:25	0-0	0-0	0-0	0 0 0	0 0	1	0	0	0	0	0	0	1
12 KeShawn Murphy	02:15	0-0	0-0	0-0	0 0 0	0 0	0	0	0	0	0	0	0	-7
Team					1 3 4	0	0	2						
Totals	20:65	7-30	12-16	14	29	43	19	20	59	5	13	8	2	5
Technical Fouls: NONE														
Georgia Tech - 67														
Record: 3-2														
NO. Name	Min	FG	3P	FT	Rebounds	Fouls	TP	AS	TO	ST	Blocks	BS	BA	+/-
11 Baye Ndongo	F 18:19	1-7	0-1	0-0	3 3 6	3 0	2	3	1	2	1	0	0	1
10 Ebenezer Dowuona	C 18:16	1-1	0-0	0-0	1 1 2	2 0	2	0	1	1	1	0	0	1
2 Nathaniel George	G 31:46	4-10	0-3	3-5	1 1 2	2 0	2	1	1	1	0	1	0	2
13 Miles Kelly	G 34:22	5-16	4-9	8-10	3 9 12	3 7	22	1	2	0	0	1	0	8
14 Kowacie Reeves	G 32:44	2-10	0-3	2-2	1 5 6	2 3	6	1	1	0	0	0	0	1
1 Kyle Sturdivant	12:08	4-7	1-2	3-4	1 2 3	3 2	12	0	3	2	0	0	0	3
3 Dallan "Deebo" Coleman	28:10	2-7	0-0	1-3	1 4 2	1 6	2	0	0	0	0	1	1	11
12 Tyzhau Claude	08:31	0-1	0-1	1-2	0 1 1	3 1	1	0	0	0	0	0	0	-4
23 Ibrahim Sacko	11:16	1-1	0-0	0-0	0 3 3	0 1	2	0	0	0	2	1	0	0
4 Carter Murphy	04:28	1-1	1-1	0-0	0 0 1	1 0	0	0	0	0	0	0	0	2
Team					1 2 3	0	0	1						
Totals	21:61	8-27	17-23	12	33	45	20	19	67	8	12	7	5	2
Technical Fouls: NONE														
Shooting By Period														
1st FG%	14-29	48.3%	3PT%	6-15	40.0%	FT%	5-7	71.4%	GM FG%	7-32	21.9%	FT%	12-16	75%
2nd FG%	7-32	21.9%	3PT%	2-12	16.7%	FT%	12-16	75%	GM FG%	21-61	34.4%	FT%	8-27	29.6%
3rd FG%	17-23	73.9%	3PT%	8-27	29.6%	FT%	17-23	73.9%	GM FG%	8-27	29.6%	FT%	17-23	73.9%
Dead Ball Rebounds:	4	0												
Period by Period Scoring														
1st 2nd TOT														
MissSt	26	33	59											
GaTech	39	28	67											
Biggest lead														
MissSt	0 (1st 20:00)	16 (2nd 14:16)												
GaTech	9 (2nd 18:29)													
Best Scoring Run														
MissSt	8 (2nd 2:44)	9 (2nd 18:29)												
Lead Changes														
MissSt	2													
Times Tied														
MissSt	00:00	38:01												
Time with Lead														
MissSt	00:00	38:01												

Official Basketball Box Score - Final  
Duke at Georgia Tech  
12/05/23 McCarroll Pavilion, Atlanta  
2023-24 Men's Basketball

Game Time: 8:00 PM  
Game Duration: 2:03  
Attendance: 3,919

Officials: Tony Henderson, Les Jones, Isaac Barnett

Duke - 88

Records: 9-9 (9-9)

NO. Name	Min	FG M-A	3P M-A	FT M-A	Rebounds OR DR TOT	Fouls PF PD	TP	AS	TO	ST	Blocks BS BA	+/-
15 Ryan Young	C 11:57	1-4	0-0	0-0	2 1 3	0 0	2	1	1	0	0 1	-13
30 Kyle Filipowski	C 35:10	4-9	0-3	4-6	3 8 3	1 5	12	5	0	1	4 1	-8
0 Jared McCain	G 20:26	3-10	0-0	0-0	1 2 3	2 0	6	0	0	0	2 1	-8
3 Jeremy Roach	G 40:00	6-12	2-3	6-7	2 6 8	4 3	20	4	2	2	0 2	-4
5 Tyrese Proctor	G 01:16	0-1	0-0	0-0	0 0 0	0 0	0	0	0	0	0 0	-1
1 Caleb Foster	35:56	5-8	1-2	1-4	0 1 1	2 2	12	1	1	2	1 0	-2
25 Mark Mitchell	27:54	5-11	0-1	1-3	3 1 4	4 2	11	0	1	1	0 2	17
12 TJ Power	16:16	1-2	1-2	0-0	0 2 2	1 0	3	0	0	1	0 0	11
2 Jaylen Stokes	08:58	1-5	0-2	0-0	0 0 0	1 0	2	0	0	1	0 0	-1
13 Sean Stewart	02:07	0-0	0-0	0-0	0 0 0	0 0	0	1	0	0	0	-3
Team					2 1 3		0					
Totals	26:02	4-16	12-20	13-20	33	15	12	68	11	6	8	5

Shooting By Period
1st FG% 13-35 37.1%
3PT% 2-10 20.0%
FT% 3-4 50%
2nd FG% 15-27 48.1%
3PT% 2-6 33.3%
FT% 9-14 64.3%
GM FG% 26-62 41.9%
3PT% 4-16 25.0%
FT% 12-20 60.0%

Dead Ball Rebounds: 4, 0

Technical Fouls: 0, 2, 2, 0

Georgia Tech - 78

Records: 4-8 (0-8)

NO. Name	Min	FG M-A	3P M-A	FT M-A	Rebounds OR DR TOT	Fouls PF PD	TP	AS	TO	ST	Blocks BS BA	+/-
11 Baye Ndongo	F 26:33	9-11	1-2	2-3	0 5 5	2 3	21	2	1	1	4 0	14
10 Ebenezer Dowuona	C 20:44	1-1	0-0	0-0	1 2 3	3 1	2	0	1	0	1 0	14
2 Nathaniel George	G 28:13	1-6	0-4	0-1	0 1 1	2 2	9	3	0	0	0 0	10
13 Miles Kelly	G 36:09	5-13	2-8	4-4	1 6 7	1 3	16	2	2	0	1 2	8
14 Kowacie Reeves	G 33:15	5-7	4-5	0-0	1 3 4	1 0	14	0	2	0	0 0	8
23 Ibrahim Sacko	02:17	1-1	0-0	0-0	0 0 0	2 0	2	0	0	0	1 0	0
3 Dallan "Deebo" Coleman	20:57	2-4	0-1	1-1	0 3 3	1 1	5	1	0	0	1 1	-11
1 Kyle Sturdivant	13:44	1-4	0-2	4-4	0 0 0	0 3	6	4	2	0	0 0	-7
12 Tyzhau Claude	16:14	2-6	0-1	0-0	1 7 8	0 1	4	1	0	0	0 2	-13
4 Carter Murphy	01:54	0-0	0-0	0-0	0 0 0	0 0	0	0	0	0	0 0	-3
Team					2 0 2		0	1				
Totals	27:53	7-23	11-13	6	27	33	12	14	72	19	12	1


Technical Fouls: NONE

	Duke	GaTech
Biggest lead	4 (2nd 2:22)	11 (1st 16:11)
Best Scoring Run	8 (1st 6:05)	12 (1st 16:20)
Lead Changes	5	
Times Tied	5	
Time with Lead	01:30	34:40

Points from	Duke	GaTech
Turnovers	17	2
Paint	36	32
Second Chance	17	0
Fast Breaks	6	6
Bench	25	17

Period by Period Scoring			
	1st	2nd	TOT
Duke	31	37	68
GaTech	35	37	72

# 2023-24 BOX SCORES



Georgia Tech at Penn St.

12/16/23 Madison Square Garden, New York

2023-24 Men's Basketball

Game Time: 12:00 PM

Game Duration: 2:25

Georgia Tech - 82

Record: 6-3

Shooting By Period

1st FG%	16.33	48.5%
3PT%	3-12	25.0%
FT%	4-7	57.1%
2nd FG%	13.30	43.3%
3PT%	2-8	25.0%
FT%	5-8	62.5%
OT FG%	3-8	37.5%
3PT%	0-2	0.0%
FT%	4-4	100%
GM FG%	32.71	45.1%
3PT%	5-22	22.7%
FT%	13-19	68.4%

Georgia Tech - 82

Record: 6-3

NO. Name	Min	FG	3P	FT	Rebounds	Fouls	TP	AS	TO	ST	Blocks	BS	BA	+/-
11 Baye Ndongo	F 34:58	5-7	0-0	2-3	4 15 19	3 5 12	1	0	0	1	0	0	1	-2
10 Ebenezer Dowuona	C 10:22	1-4	0-0	0-0	2 1 3	1 0 2	1	1	1	0	0	1	-8	
2 Nathan George	G 33:15	4-6	0-0	0-0	0 1 1	1 0 8	3	0	0	0	0	0	-10	
13 Miles Kelly	G 37:02	3-13	0-7	4-6	3 2 5	3 4 10	6	2	2	0	0	0	0	
14 Kowacie Reeves	G 31:52	5-12	1-5	4-6	1 4 5	1 4 15	0	5	0	1	1	-5		
1 Kyle Sturdivant	14:09	4-6	0-0	0-0	0 2 2	1 0 8	3	5	0	0	0	6		
3 Dallan "Deebo" Coleman	23:59	2-4	1-3	0-0	3 2 5	3 2 5	3	0	0	1	0	10		
5 Tafara Gapare	28:36	7-16	3-6	3-4	2 4 6	2 3 20	0	1	0	1	0	11		
12 Tyzhau Claude	06:49	1-2	0-0	0-0	2 0 2	1 0 2	1	0	1	1	1	2		
24 Amaree Abram	03:58	0-1	0-1	0-0	0 0 0	0 0 0	0	2	0	0	0	0	1	
Team					3 3 6	0 0 0	0	0	0	0	0	0		
Totals		32-71	5-22	13-19	20 34 54	16 18 82	25	17	3	5	3	1		

Dead Ball Rebounds: 7.0

Georgia Tech - 82

Record: 6-3

Shooting By Period

1st FG%	16.33	48.5%
3PT%	3-12	25.0%
FT%	4-7	57.1%
2nd FG%	13.30	43.3%
3PT%	2-8	25.0%
FT%	5-8	62.5%
OT FG%	3-8	37.5%
3PT%	0-2	0.0%
FT%	4-4	100%
GM FG%	32.71	45.1%
3PT%	5-22	22.7%
FT%	13-19	68.4%

Georgia Tech - 82

Record: 6-3

NO. Name	Min	FG	3P	FT	Rebounds	Fouls	TP	AS	TO	ST	Blocks	BS	BA	+/-
22 Qudus Wahab	F 34:22	1-6	0-0	4-6	3 7 10	2 5 6	1	0	1	0	1	2	1	3
24 Zach Hicks	F 14:03	0-1	0-1	0-0	0 0 0	1 0 0	1	0	0	0	0	0	0	3
0 Kanye Clary	G 38:06	10-19	2-3	1-1	1 6 7	1 2 23	3	2	1	0	0	4		
1 Ace Baldwin Jr.	G 43:27	7-16	4-8	0-2	1 0 1	2 4 18	7	2	4	0	2	2		
4 Puff Johnson	G 33:24	6-16	3-12	0-0	1 3 4	4 1 15	0	0	2	0	1	13		
2 D'Marco Dunn	29:32	5-12	3-7	4-6	2 1 3	0 3 17	3	1	2	0	1	-1		
3 Nick Kern	11:26	0-0	0-0	2-2	0 0 0	3 1 2	0	1	3	0	0	-13		
11 Leo O'Boyle	13:04	0-1	0-1	0-0	1 0 1	4 0 0	0	0	0	0	1	-4		
14 Demetrius Lilley	05:59	0-2	0-0	0-0	1 0 1	1 0 0	0	0	0	0	0	-7		
21 RayQuawndis Mitchell	01:37	0-1	0-1	0-0	0 0 0	0 0 0	0	0	0	0	0	-5		
Team					4 1 5	0 0 0	0	0	0	0	0	0		
Totals		29-74	12-33	11-17	14 18 32	18 16 81	15	6	13	3	5	-1		

Dead Ball Rebounds: 3.0

Georgia Tech - 82

Record: 6-3

Shooting By Period

1st FG%	16.33	48.5%
3PT%	3-12	25.0%
FT%	4-7	57.1%
2nd FG%	13.30	43.3%
3PT%	2-8	25.0%
FT%	5-8	62.5%
OT FG%	3-8	37.5%
3PT%	0-2	0.0%
FT%	4-4	100%
GM FG%	32.71	45.1%
3PT%	5-22	22.7%
FT%	13-19	68.4%

Georgia Tech - 82

Record: 6-3

NO. Name	Min	FG	3P	FT	Rebounds	Fouls	TP	AS	TO	ST	Blocks	BS	BA	+/-
22 Qudus Wahab	F 34:22	1-6	0-0	4-6	3 7 10	2 5 6	1	0	1	0	1	2	1	3
24 Zach Hicks	F 14:03	0-1	0-1	0-0	0 0 0	1 0 0	1	0	0	0	0	0	0	3
0 Kanye Clary	G 38:06	10-19	2-3	1-1	1 6 7	1 2 23	3	2	1	0	0	4		
1 Ace Baldwin Jr.	G 43:27	7-16	4-8	0-2	1 0 1	2 4 18	7	2	4	0	2	2		
4 Puff Johnson	G 33:24	6-16	3-12	0-0	1 3 4	4 1 15	0	0	2	0	1	13		
2 D'Marco Dunn	29:32	5-12	3-7	4-6	2 1 3	0 3 17	3	1	2	0	1	-1		
3 Nick Kern	11:26	0-0	0-0	2-2	0 0 0	3 1 2	0	1	3	0	0	-13		
11 Leo O'Boyle	13:04	0-1	0-1	0-0	1 0 1	4 0 0	0	0	0	0	1	-4		
14 Demetrius Lilley	05:59	0-2	0-0	0-0	1 0 1	1 0 0	0	0	0	0	0	-7		
21 RayQuawndis Mitchell	01:37	0-1	0-1	0-0	0 0 0	0 0 0	0	0	0	0	0	-5		
Team					4 1 5	0 0 0	0	0	0	0	0	0		
Totals		29-74	12-33	11-17	14 18 32	18 16 81	15	6	13	3	5	-1		

Dead Ball Rebounds: 3.0

Georgia Tech - 82

Record: 6-3

Shooting By Period

1st FG%	16.33	48.5%
3PT%	3-12	25.0%
FT%	4-7	57.1%
2nd FG%	13.30	43.3%
3PT%	2-8	25.0%
FT%	5-8	62.5%
OT FG%	3-8	37.5%
3PT%	0-2	0.0%
FT%	4-4	100%
GM FG%	32.71	45.1%
3PT%	5-22	22.7%
FT%	13-19	68.4%

Georgia Tech - 82

Record: 6-3

NO. Name	Min	FG	3P	FT	Rebounds	Fouls	TP	AS	TO	ST	Blocks	BS	BA	+/-
22 Qudus Wahab	F 34:22	1-6	0-0	4-6	3 7 10	2 5 6	1	0	1	0	1	2	1	3
24 Zach Hicks	F 14:03	0-1	0-1	0-0	0 0 0	1 0 0	1	0	0	0	0	0	0	3
0 Kanye Clary	G 38:06	10-19	2-3	1-1	1 6 7	1 2 23	3	2	1	0	0	4		
1 Ace Baldwin Jr.	G 43:27	7-16	4-8	0-2	1 0 1	2 4 18	7	2	4	0	2	2		
4 Puff Johnson	G 33:24	6-16	3-12	0-0	1 3 4	4 1 15	0	0	2	0	1	13		
2 D'Marco Dunn	29:32	5-12	3-7	4-6	2 1 3	0 3 17	3	1	2	0	1	-1		
3 Nick Kern	11:26	0-0	0-0	2-2	0 0 0	3 1 2	0	1	3	0	0	-13		
11 Leo O'Boyle	13:04	0-1	0-1	0-0	1 0 1	4 0 0	0	0	0	0	1	-4		
14 Demetrius Lilley	05:59	0-2	0-0	0-0	1 0 1	1 0 0	0	0	0	0	0	-7		
21 RayQuawndis Mitchell	01:37	0-1	0-1	0-0	0 0 0	0 0 0	0	0	0	0	0	-5		
Team					4 1 5	0 0 0	0	0	0	0	0	0		
Totals		29-74	12-33	11-17	14 18 32	18 16 81	15	6	13	3	5	-1		

Dead Ball Rebounds: 3.0

Georgia Tech - 82

Record: 6-3

Shooting By Period

1st FG%	16.33	48.5%
3PT%	3-12	25.0%
FT%	4-7	57.1%
2nd FG%	13.30	43.3%
3PT%	2-8	25.0%
FT%	5-8	62.5%
OT FG%	3-8	37.5%
3PT%	0-2	0.0%
FT%	4-4	100%
GM FG%	32.71	45.1%
3PT%	5-22	22.7%
FT%	13-19	68.4%

Georgia Tech - 82

Record: 6-3

NO. Name	Min	FG	3P	FT	Rebounds	Fouls	TP	AS	TO	ST	Blocks	BS	BA	+/-
22 Qudus Wahab	F 34:22	1-6	0-0	4-6	3 7 10	2 5 6	1	0	1	0	1	2	1	3
24 Zach Hicks	F 14:03	0-1	0-1	0-0	0 0 0	1 0 0	1	0	0	0	0	0	0	3
0 Kanye Clary	G 38:06	10-19	2-3	1-1	1 6 7	1 2 23	3	2	1	0	0	4		
1 Ace Baldwin Jr.	G 43:27	7-16	4-8	0-2	1 0 1	2 4 18	7	2	4	0	2	2		
4 Puff Johnson	G 33:24	6-16	3-12	0-0	1 3 4	4 1 15	0	0	2	0	1	13		
2 D'Marco Dunn	29:32	5-12	3-7	4-6	2 1 3	0 3 17	3	1	2	0	1	-1		
3 Nick Kern	11:26	0-0	0-0	2-2	0 0 0	3 1 2	0	1	3	0	0	-13		
11 Leo O'Boyle	13:04	0-1	0-1	0-0	1 0 1	4 0 0	0	0	0	0	1	-4		
14 Demetrius Lilley	05:59	0-2	0-0	0-0	1 0 1	1 0 0	0	0	0	0	0	-7		
21 RayQuawndis Mitchell	01:37	0-1	0-1	0-0	0 0 0	0 0 0	0	0	0	0	0	-5		
Team					4 1 5	0 0 0	0	0	0	0	0	0		
Totals		29-74	12-33	11-17	14 18 32	18 16 81	15	6	13	3	5	-1		

Dead Ball Rebounds: 3.0

Georgia Tech - 82

Record: 6-3

Shooting By Period

1st FG%	16.33	48.5%
3PT%	3-12	25.0%
FT%	4-7	57.1%
2nd FG%	13.30	43.3%
3PT%	2-8	25.0%
FT%	5-8	62.5%
OT FG%	3-8	37.5%
3PT%	0-2	0.0%
FT%	4-4	100%
GM FG%	32.71	45.1%
3PT%	5-22	22.7%
FT%	13-19	68.4%

Georgia Tech - 82

Record: 6-3

NO. Name	Min	FG	3P	FT	Rebounds	Fouls	TP	AS	TO	ST	Blocks	BS	BA	+/-
22 Qudus Wahab	F 34:22	1-6	0-0	4-6	3 7 10	2 5 6	1	0	1	0	1	2	1	3
24 Zach Hicks	F 14:03	0-1	0-1	0-0	0 0 0	1 0 0	1	0	0	0	0	0	0	3
0 Kanye Clary	G 38:06	10-19	2-3	1-1	1 6 7	1 2 23	3	2	1	0	0	4		
1 Ace Baldwin Jr.	G													

Official Basketball Box Score - Final  
Georgia Tech at Massachusetts  
12/21/23 Simpli Arena at Stan Sheriff Center, Honolulu  
2023-24 Men's Basketball

Game Time: 4:00 PM

Game Duration: 2:11

Officials: Tony Padilla, Chris Beaver, Tommy Nunez

Georgia Tech - 73

Record: 7-3

NO. Name	Min	FG M-A	3P M-A	FT M-A	Rebounds OR DR TOT	Fouls PF FO	TP	AS	TO	ST	Blocks BS BA	+/-
11 Baye Ndongo	F 29:32	6-6	0-0	0-1	3 5 8	3 1 12	0	5	0	2	0	-5
10 Ebenezer Dowuona	C 06:02	0-0	0-0	0-0	0 0 0	1 0 0	0	0	0	0	0	-13
2 Nathan George	G 20:59	3-3	1-1	2-2	0 2 2	3 1 9	5	3	0	0	0	-5
13 Miles Kelly	G 26:44	2-11	0-6	3-3	0 6 6	1 4 7	0	1	1	0	1	-2
14 Kowacie Reeves	G 26:36	3-10	0-2	3-5	0 4 4	2 3 9	1	2	0	0	1	4
23 Ibrahima Sacko	09:08	1-2	1-1	0-0	2 1 3	3 0 3	0	3	0	0	0	0
1 Kyle Sturdivant	26:56	6-10	1-3	8-8	1 2 3	0 5 21	0	2	3	0	0	14
3 Dallan "Deebo" Coleman	24:49	4-8	2-4	2-2	1 1 2	1 6 12	0	3	1	0	1	2
12 Tyzhau Claude	23:14	0-0	0-0	0-0	2 7 9	2 0 0	0	0	2	1	1	0
5 Tafara Gapare	06:00	0-1	0-0	0-0	0 0 0	0 0 0	0	1	0	0	2	4
Team					1 4 5	0 0 0	0	0	0	0	0	0
Totals		25-51	5-17	18-21	10 32 42	16 20 73	7	21	6	5	3	3

Technical Fouls: NONE

Massachusetts - 70

Record: 6-3

NO. Name	Min	FG M-A	3P M-A	FT M-A	Rebounds OR DR TOT	Fouls PF FO	TP	AS	TO	ST	Blocks BS BA	+/-
23 Josh Cohen	F 32:56	4-9	0-1	2-6	1 2 3	3 5 10	2	2	0	1	1	5
33 Matt Cross	F 32:34	8-15	3-9	2-2	6 3 9	4 1 17	2	4	4	1	2	7
3 Rahsool Diggins	G 32:59	5-16	5-10	0-2	1 3 4	3 1 15	0	1	4	0	0	0
5 Keon Thompson	G 31:56	3-7	0-2	1-2	1 4 5	2 3 7	4	1	2	1	0	12
11 Jayden Ndigeu	G 25:48	5-8	1-2	0-2	2 2 4	3 4 11	1	1	5	0	0	15
4 Robert Davis Jr.	10:25	1-4	1-3	3-3	0 0 0	2 1 6	0	0	0	0	1	-10
1 Daniel Hanks-Sanford	17:23	1-3	0-1	0-0	1 1 2	2 0 2	0	0	0	0	0	-17
2 Jaylen Curry	10:10	1-4	0-2	0-0	0 0 0	1 0 2	0	1	1	1	0	-19
10 Marqui Worthy	05:49	0-1	0-1	0-2	0 0 0	0 1 0	1	1	1	0	0	-8
Team					3 3 6	0 0 0	0	0	0	0	0	0
Totals		26-67	10-31	8-19	15 18 33	20 16 70	11	11	16	3	5	-3

Technical Fouls: NONE

	GAtech	UMass	Points from Turnovers	GAtech	UMass	Period by Period Scoring			
Biggest lead	8 (2 <sup>nd</sup> 19:46)	11 (2 <sup>nd</sup> 13:14)	12	23		1st	2nd	TOT	
Best Scoring Run	9 (2 <sup>nd</sup> 3:23)	12 (2 <sup>nd</sup> 16:49)	28	24					
Lead Changes	4		Second Chance	12	17	GAtech	37	36	73
Times Tied	4		Fast Breaks	23	11	UMass	31	39	70
Time with Lead	08:20	29:50	Bench	36	10				

## 2023-24 BOX SCORES

NCAA

Official Basketball Box Score - Final

Georgia Tech at Florida State

01/03/24 Donald L. Tucker Center, Tallahassee

2023-24 Men's Basketball

Game Time: 7:00 PM

Game Duration: 2:14

Attendance: 4,248

Georgia Tech - 71

Record: 3-5 (1-1)

Officials: Bert Smith, John Gaffney, Matt Potter

NO. Name	Min	FG	3P	FT	Rebounds	Fouls	TP	AS	TO	ST	Blocks	BS	BA	+/-	Shooting By Period		
11 Baye Ndongo	F 33:52	3-5	0-1	4-8	3 6 9	4 8	10	0	3	1	1	0	0	-13	1st FG%	8-30	26.7%
23 Ibrahim Sacko	F 07:44	0-1	0-1	0-0	0 0 0	2 0	0	0	1	0	0	0	0	-1	3PT%	1-4	7.1%
2 Nathian George	G 25:42	2-8	0-4	3-5	1 3 4	1 4	7	3	1	1	0	0	0	-6	2nd FG%	17-29	58.6%
13 Miles Kelly	G 31:14	7-15	3-6	3-5	1 5 6	3 4	20	0	2	0	0	0	0	-7	3PT%	6-12	50.0%
14 Kowacie Reeves	G 33:48	7-16	3-7	1-2	2 4 6	2 2	18	2	1	1	1	1	1	-10	FT%	12-22	54.5%
5 Tafari Gapare	15:09	1-3	0-2	0-2	0 0 0	0 0	0	2	1	1	0	0	0	-10	GM FG%	25-59	42.4%
1 Kyle Sturdivant	26:49	1-5	0-2	3-4	0 1 1	2 3	5	5	0	0	0	0	0	-7	3PT%	7-26	26.9%
3 Dallan "Deebo" Coleman	18:04	3-5	1-3	0-0	0 2 2	1 0	7	0	0	1	0	0	0	-2	FT%	14-26	53.8%
12 Tyzhaun Claude	07:38	1-1	0-0	0-0	0 0 0	0 3	0	2	0	1	0	0	0	1	Dead Ball Rebounds: 8, 0		
Team					2 1 3	0	0	0	0	0	0	0	0				
Totals		25-59	7-26	14-26	9 22 31	18 21	71	11	10	4	2	1	1	-11	Technical Fouls: NONE		

Florida State - 82

Record: 7-6 (1-1)

Technical Fouls: NONE

NO. Name	Min	FG	3P	FT	Rebounds	Fouls	TP	AS	TO	ST	Blocks	BS	BA	+/-	Shooting By Period		
2 Jamir Watkins	F 20:19	3-6	2-3	3-3	1 4 5	4 3	11	2	4	0	0	1	2		1st FG%	13-32	40.6%
5 De'Ante Green	F 08:58	1-3	0-1	0-0	0 1 1	2 1	2	0	1	0	0	0	0	0	3PT%	4-10	40.0%
11 Baba Miller	F 25:19	4-8	0-2	0-1	1 2 3	3 2	8	0	1	1	0	0	0	-3	2nd FG%	18-28	64.3%
1 Jalen Warley	G 19:24	3-9	1-1	2-2	1 2 3	2 1	9	3	0	1	1	1	1	3	3PT%	3-7	42.9%
22 Darian Green Jr.	G 36:03	4-7	2-3	0-0	0 4 4	3 0	10	1	1	2	0	0	0	9	FT%	11-14	78.6%
33 Jaylan Gainey	12:22	1-1	0-0	2-2	1 4 5	3 0	4	0	0	1	0	0	0	5	GM FG%	31-60	51.7%
10 Taylor Bol Bowen	14:12	2-3	0-1	0-0	2 1 3	3 0	4	1	1	1	0	0	0	8	3PT%	7-17	41.2%
23 Primo Spears	21:32	4-10	0-2	2-3	0 2 2	2 4	10	3	2	0	0	0	0	11	FT%	13-17	76.5%
0 Chandler Jackson	16:29	5-7	1-2	3-4	0 2 2	0 2	14	2	1	1	0	0	0	11	Dead Ball Rebounds: 2, 0		
3 Cameron Corhen	17:08	3-4	0-0	0-0	2 2 4	2 1	6	0	1	0	0	0	0	7			
20 Josh Nickelberry	03:57	0-0	0-0	1-2	0 0 0	0 1	1	0	0	0	0	0	0	2			
12 Tom House	04:17	1-2	1-2	0-0	1 0 1	0 0	3	0	1	0	0	0	0	0			
Team					0 5 0	0	0	0	0	0	0	0	0				
Totals		31-60	7-17	13-17	9 29 38	21 18	82	12	13	7	1	2	11		Technical Fouls: NONE		

Biggest lead

GT 3 (1st 18:31) 17 (2nd 17:23)

Best Scoring Run

8 (2nd 10:15) 10 (1st 13:29)

Lead Changes

1

Times Tied

1

Time with Lead

01:31 36:04

Points from

Turnovers

11 10

Paint

30 30

Second Chance

8 8

Fast Breaks

11 2

Bench

16 42


Period by Period Scoring

1st 2nd TOT

GT 19 52 71

FSU 32 50 82

## 2023-24 BOX SCORES



Official Basketball Box Score - Final

Georgia Tech at Clemson

01/16/24 Littlejohn Coliseum, Clemson

2023-24 Clemson Men's Basketball

Game Time: 9:00 PM

Game Duration: 2:51

Attendance: 7,217

Officials: Roger Ayers, Lee Cassell, Lamar Simpson

Georgia Tech - 93

Record: 9-8 (2-4)

NO. Name	Min	FG M-A	3P M-A	FT M-A	Rebounds OR DR TOT	Fouls PF	TP	AS	TO	ST	Blocks BS BA	+/-
11 Baye Ndongo	F 40:50	4-8	0-0	3-5	2 8 10	5 4	11	1	5	1	1	0
10 Ebenezer Dowuona	C 06:07	0-0	0-0	0-0	0 1 1	1 0	0	0	0	0	0	-4
2 Nathanael George	G 36:46	8-13	4-7	0-0	0 0 0	1 2	20	6	1	1	1	1
13 Miles Kelly	G 41:41	6-16	1-6	1-2	1 5 6	4 2	14	1	2	0	0	3
14 Kowacia Reeves	G 42:46	5-7	5-7	0-0	0 0 0	3 0	15	0	1	0	0	0
12 Kyle Sturdivant	22:33	5-10	3-8	5-5	0 1 1	1 2	18	2	1	1	0	0
12 Tyzhauha Claude	38:18	1-1	0-0	7-8	4 4 8	3 5	9	2	1	2	1	0
3 Dallan "Deebo" Coleman	12:03	2-3	2-3	0-0	0 0 0	2 0	6	0	0	0	0	0
5 Tafari Gapare	08:55	0-4	0-0	0-0	1 3 4	2 0	0	1	0	0	1	0
Team					1 2 3	0	0	0	1	0	0	0
Totals		31-62	15-35	16-20	9 24 33	22 15	93	13	12	5	4	4

Shooting By Period

1st FG%	11-31	35.5%
3PT%	7-20	35.0%
FT%	1-2	50%
2nd FG%	14-24	58.3%
3PT%	7-14	50.0%
FT%	6-7	85.7%
OT FG%	6-7	85.7%
3PT%	1-1	100.0%
FT%	9-11	81.8%
GM FG%	31-62	50.0%
3PT%	15-35	42.9%
FT%	16-20	80.0%

Technical Fouls: NONE

Dead Ball Rebounds: 2, 0

Clemson - 90

Record: 12-5 (2-4)

NO. Name	Min	FG M-A	3P M-A	FT M-A	Rebounds OR DR TOT	Fouls PF	TP	AS	TO	ST	Blocks BS BA	+/-
4 Ian Schiefelin	F 38:16	7-10	0-0	6-8	8 7 15	1 6	20	4	2	0	0	1
24 PJ Hall	F 40:56	11-23	1-5	8-10	9 8 17	2 6	31	1	1	3	3	1
1 Chase Hunter	G 42:23	5-14	0-5	8-9	2 0 2	2 5	18	1	1	2	1	0
2 Dillon Hunter	G 35:42	1-3	0-2	0-2	1 0 1	5 1	2	3	0	0	0	-6
11 Joseph Girard III	G 42:43	2-9	2-5	5-5	0 2 2	1 2	11	2	1	0	0	2
0 Josh Beadle	04:54	0-1	0-1	0-0	0 0 0	1 0	0	1	0	0	0	0
10 RJ Godfrey	19:25	3-6	0-0	2-4	0 1 1	2 2	8	0	2	0	0	-8
21 Chauncey Wiggins	14:38	0-1	0-0	0-0	1 3 4	0 0	0	0	1	0	0	0
5 Jack Clark	09:41	0-3	0-2	0-0	1 1 2	1 0	0	0	0	0	0	-3
33 Bas Layte	01:23	0-0	0-0	0-0	0 0 0	0 0	0	0	0	0	0	0
Team					0 1 1	0	0	2	0	0	0	0
Totals		29-70	3-21	29-38	22 23 45	15 22	90	13	10	5	4	4

Shooting By Period

1st FG%	12-29	41.4%
3PT%	2-9	22.2%
FT%	6-7	85.7%
2nd FG%	12-23	52.2%
3PT%	1-5	20.0%
FT%	14-19	73.7%
OT FG%	5-8	27.8%
3PT%	0-7	0.0%
FT%	9-12	75.0%
GM FG%	29-70	41.4%
3PT%	3-21	14.3%
FT%	29-38	76.3%

Technical Fouls: NONE

Dead Ball Rebounds: 4, 1

Georgia Tech - 66

Record: 9-9 (2-5)

NO. Name	Min	FG M-A	3P M-A	FT M-A	Rebounds OR DR TOT	Fouls PF	TP	AS	TO	ST	Blocks BS BA	+/-
11 Baye Ndongo	F 28:19	6-7	0-0	3-4	1 4 5	3 2	15	0	3	1	2	1
10 Ebenezer Dowuona	C 07:12	0-0	0-0	0-0	0 0 0	0 0	0	0	0	0	0	2
2 Nathanael George	G 33:09	4-8	1-4	6-6	0 1 1	3 4	15	9	3	0	0	0
13 Miles Kelly	G 30:09	3-11	2-7	0-0	5 5 3	0 0	8	1	2	1	0	1
14 Kowacia Reeves	G 30:24	2-7	2-6	0-0	1 2 3	1 0	6	0	3	1	0	1
12 Kyle Sturdivant	23:37	3-9	2-6	0-0	1 3 4	2 1	8	0	0	1	0	0
12 Tyzhauha Claude	22:37	2-2	0-0	2-3	3 1 4	1 2	6	1	1	0	0	0
3 Dallan "Deebo" Coleman	12:58	2-5	1-2	0-2	1 1 2	0 3	6	0	1	0	0	0
5 Tafari Gapare	09:28	1-2	1-2	0-0	0 1 1	0 2	3	1	0	0	0	0
23 Ibrahim Sacko	02:07	0-0	0-0	0-0	0 1 1	0 0	0	0	0	0	0	0
Team					1 2 3	0	0	0	0	0	0	0
Totals		23-51	9-27	11-15	8 21 29	13 14	66	12	13	4	2	3

Shooting By Period

1st FG%	11-25	44.0%
3PT%	2-9	22.2%
FT%	6-7	85.7%
2nd FG%	12-23	52.2%
3PT%	1-5	20.0%
FT%	14-19	73.7%
OT FG%	5-8	27.8%
3PT%	0-7	0.0%
FT%	9-12	75.0%
GM FG%	29-70	41.4%
3PT%	3-21	14.3%
FT%	29-38	76.3%

Technical Fouls: NONE

Dead Ball Rebounds: 3, 1

Georgia Tech - 66

Record: 9-9 (2-5)

NO. Name	Min	FG M-A	3P M-A	FT M-A	Rebounds OR DR TOT	Fouls PF	TP	AS	TO	ST	Blocks BS BA	+/-
11 Baye Ndongo	F 28:19	6-7	0-0	3-4	1 4 5	3 2	15	0	3	1	2	1
10 Ebenezer Dowuona	C 07:12	0-0	0-0	0-0	0 0 0	0 0	0	0	0	0	0	2
2 Nathanael George	G 33:09	4-8	1-4	6-6	0 1 1	3 4	15	9	3	0	0	0
13 Miles Kelly	G 30:09	3-11	2-7	0-0	5 5 3	0 0	8	1	2	1	0	1
14 Kowacia Reeves	G 30:24	2-7	2-6	0-0	1 2 3	1 0	6	0	3	1	0	1
12 Kyle Sturdivant	23:37	3-9	2-6	0-0	1 3 4	2 1	8	0	0	1	0	0
12 Tyzhauha Claude	22:37	2-2	0-0	2-3	3 1 4	1 2	6	1	1	0	0	0
3 Dallan "Deebo" Coleman	12:58	2-5	1-2	0-2	1 1 2	0 3	6	0	1	0	0	0
5 Tafari Gapare	09:28	1-2	1-2	0-0	0 1 1	0 2	3	1	0	0	0	0
23 Ibrahim Sacko	02:07	0-0	0-0	0-0	0 1 1	0 0	0	0	0	0	0	0
Team					1 2 3	0	0	0	0	0	0	0
Totals		23-51	9-27	11-15	8 21 29	13 14	66	12	13	4	2	3

Shooting By Period

1st FG%	11-25	44.0%
3PT%	2-9	22.2%
FT%	6-7	85.7%
2nd FG%	12-23	52.2%
3PT%	1-5	20.0%
FT%	14-19	73.7%
OT FG%	5-8	27.8%
3PT%	0-7	0.0%
FT%	9-12	75.0%
GM FG%	29-70	41.4%
3PT%	3-21	14.3%
FT%	29-38	76.3%

Technical Fouls: NONE

Dead Ball Rebounds: 3, 1

Georgia Tech - 66

Record: 9-9 (2-5)

NO. Name	Min	FG M-A	3P M-A	FT M-A	Rebounds OR DR TOT	Fouls PF	TP	AS	TO	ST	Blocks BS BA	+/-
11 Baye Ndongo	F 28:19	6-7	0-0	3-4	1 4 5	3 2	15	0	3	1	2	1
10 Ebenezer Dowuona	C 07:12	0-0	0-0	0-0	0 0 0	0 0	0	0	0	0	0	2
2 Nathanael George	G 33:09	4-8	1-4	6-6	0 1 1	3 4	15	9	3	0	0	0
13 Miles Kelly	G 30:09	3-11	2-7	0-0	5 5 3	0 0	8	1	2	1	0	1
14 Kowacia Reeves	G 30:24	2-7	2-6	0-0	1 2 3	1 0	6	0	3	1	0	1
12 Kyle Sturdivant	23:37	3-9	2-6	0-0	1 3 4	2 1	8	0	0	1	0	0
12 Tyzhauha Claude	22:37	2-2	0-0	2-3	3 1 4	1 2	6	1	1	0	0	0
3 Dallan "Deebo" Coleman	12:58	2-5	1-2	0-2	1 1 2	0 3	6	0	1	0	0	0
5 Tafari Gapare	09:28	1-2	1-2	0-0	0 1 1	0 2	3	1	0	0	0	0
23 Ibrahim Sacko	02:07	0-0	0-0	0-0	0 1 1	0 0	0	0	0	0	0	0
Team					1 2 3	0	0	0	0	0	0	0
Totals		23-51	9-27	11-15	8 21 29	13 14	66	12	13	4	2	3

Shooting By Period

1st FG%	11-25	44.0%
3PT%	2-9	22.2%
FT%	6-7	85.7%
2nd FG%	12-23	52.2%
3PT%	1-5	20.0%
FT%	14-19	73.7%
OT FG%	5-8	27.8%
3PT%	0-7	0.0%
FT%	9-12	75.0%
GM FG%	29-70	41.4%
3PT%	3-21	14.3%
FT%	29-38	76.3%

Technical Fouls: NONE

Dead Ball Rebounds: 3, 1

Georgia Tech - 66

Record: 9-9 (2-5)

NO. Name	Min	FG M-A	3P M-A	FT M-A	Rebounds OR DR TOT	Fouls PF	TP	AS	TO	ST	Blocks BS BA	+/-
11 Baye Ndongo	F 28:19	6-7	0-0	3-4	1 4 5	3 2	15	0	3	1	2	1
10 Ebenezer Dowuona	C 07:12	0-0	0-0	0-0	0 0 0	0 0	0	0	0	0	0	2
2 Nathanael George	G 33:09	4-8	1-4	6-6	0 1 1	3 4	15	9	3	0	0	0
13 Miles Kelly	G 30:09	3-11	2-7	0-0	5 5 3	0 0	8	1	2	1	0	1
14 Kowacia Reeves	G 30:24	2-7	2-6	0-0	1 2 3	1 0	6	0	3	1	0	1
12 Kyle Sturdivant	23:37	3-9	2-6	0-0	1 3 4	2 1	8	0	0	1	0	0
12 Tyzhauha Claude	22:37	2-2	0-0	2-3	3 1 4	1 2	6	1	1	0	0	0
3 Dallan "Deebo" Coleman	12:58	2-5	1-2	0-2	1 1 2	0 3	6	0	1	0	0	0
5 Tafari Gapare	09:28	1-2	1-2	0-0	0 1 1	0 2	3	1	0	0	0	0
23 Ibrahim Sacko	02:07	0-0	0-0	0-0	0 1 1	0 0	0	0	0	0	0	0
Team					1 2 3	0	0	0	0	0	0	0
Totals		23-51	9-27	11-15	8 21 29	13 14	66	12	13	4	2	3

Shooting By Period

1st FG%	11-25	44.0%
3PT%	2-9	22.2%
FT%	6-7	85.7%
2nd FG%	12-23	52.2%
3PT%	1-5	20.0%
FT%	14-19	73.7%
OT FG%	5-8	27.8%
3PT%	0-7	0.0%
FT%	9-12	75.0%
GM FG%	29-70	41.4%
3PT%	3-21	14.3%
FT%	29-38	76.3%

Technical Fouls: NONE

Dead Ball Rebounds: 3, 1

Georgia Tech - 66

Record: 9-9 (2-5)

NO. Name	Min</
----------	-------



## 2023-24 BOX SCORES

GT

North Carolina at Georgia Tech

01/30/24 McCorr Pavilion, Atlanta

2023-24 Men's Basketball

Game Time: 7:00 PM

Game Duration: 2:19

Attendance: 8,600

Officials: Ted Valentine, John Gaffney, Brent Hampton

North Carolina - 73

Record: 17-4 (9-1)

NO. Name	Min	FG M-A	3P M-A	FT M-A	Rebounds OR DR TOT	Fouls PF FD	TP	AS	TO	ST	Blocks BS BA	+/-
5 Armando Bacot	F 29:25	4-8	0-0	1-2	1 8 9	3 1 9	2	1	1	0	2	9
55 Harrison Ingram	F 36:25	3-14	2-7	0-1	5 8 13	1 2 8	3	2	1	0	2	-6
2 Elliot Cadeau	G 21:16	2-7	0-1	1-1	0 2 2	5 3 5	5	1	1	0	2	-12
3 Cormac Ryan	G 34:10	3-14	3-10	0-0	1 1 2	1 0 9	1	2	1	0	0	-8
4 RJ Davis	G 35:30	11-24	3-8	3-4	2 3 5	2 4 28	4	2	1	0	1	-3
7 Seth Trimble	22:12	2-7	0-2	2-5	0 1 1	2 3 6	2	2	2	3	0	-3
24 Jae'Lyn Withers	07:22	0-0	0-0	0-0	1 1 2	0 0 0	0	0	0	0	0	-2
13 Jalen Washington	10:11	3-3	0-0	2-4	4 1 5	1 4 8	0	0	0	0	0	-8
8 Paxson Wojcik	02:59	0-0	0-0	0-0	0 0 0	1 0 0	0	0	1	0	0	-4
1 Zayden High	00:30	0-0	0-0	0-0	0 0 0	0 0 0	0	0	0	0	0	-2
Team					8 1 9	0 0 0	0	0	0	0	0	
Totals	28:77	8-28	9-17	22	26 48	16 17	73	17	11	8	0	8

Technical Fouls: NONE

Georgia Tech - 74

Record: 10-11 (3-7)

NO. Name	Min	FG M-A	3P M-A	FT M-A	Rebounds OR DR TOT	Fouls PF FD	TP	AS	TO	ST	Blocks BS BA	+/-
11 Baye Ndongo	F 04:32	1-2	0-0	0-0	0 0 0	0 0 0	2	1	0	0	0	1
10 Ebenezer Dowuona	C 17:03	0-2	0-0	0-0	0 2 2	4 0 0	0	0	1	0	1	-15
2 Naithan George	G 30:07	4-10	0-3	8-10	1 3 4	4 6 16	16	4	2	1	0	-5
13 Miles Kelly	G 29:13	5-13	3-6	2-2	1 1 4	3 2 15	0	4	1	0	0	0
14 Kowacie Reeves Jr.	G 18:45	1-5	0-2	0-0	2 2 4	1 0 2	0	0	0	0	0	-12
12 Tyzhau Claude	28:11	4-8	0-0	1-1	2 6 8	3 2 9	0	0	1	0	3	0
1 Kyle Sturdivant	22:14	6-10	4-4	2-2	0 2 2	0 2 18	4	3	0	1	0	5
5 Tafari Gapare	24:54	2-5	0-1	2-2	0 8 8	1 2 6	1	1	1	1	3	0
23 Ibrahim Sacko	05:57	1-1	1-1	0-0	0 0 0	0 0 0	3	0	1	1	0	9
24 Amaree Abram	03:32	0-1	0-1	0-0	0 0 0	0 1 0	0	0	1	0	0	1
3 Dallan "Deebo" Coleman	11:24	1-3	1-1	0-0	1 3 4	0 1 3	0	0	0	0	0	11
4 Carter Murphy	04:09	0-1	0-1	0-0	0 1 1	1 0 0	0	0	0	0	0	7
Team					3 0 3	0 0 0	0	0	0	0	0	
Totals	25:51	9-20	15-17	10	31 41	17 16	74	10	14	4	8	0

Technical Fouls: NONE

Biggest lead

Best Scoring Run

Lead Changes

Times Tied

Time with Lead

UNC

GaTech

Points from Turnovers

Paint

Second Chance

Fast Breaks

Bench

UNC

GaTech

Period by Period Scoring

1st

2nd


TOT

UNC

GaTech



## 2023-24 BOX SCORES



Official Basketball Box Score - Final

Georgia Tech at Notre Dame

02/14/24 Purcell Pavilion at the Joyce Center, Notre Dame

2023-24 Men's Basketball

Game Time: 7:00 PM

Game Duration: 2:06

Attendance: 4,589

Georgia Tech - 55

Record: 10-15 (3-11)

NO. Name	Min	FG M-A	3P M-A	FT M-A	Rebounds OR DR TOT	Fouls PF	TP	AS	TO	ST	Blocks BS BA	+/-	Shooting By Period							
5 Tafari Gapare	F 11:05	0-1	0-0	1-2	0 2 2	1 2	1	0	2	0	1	0	1 <sup>st</sup> FG% 11-28 39.3%	3PT% 3-9 33.3%	FT% 3-6 50%	2 <sup>nd</sup> FG% 11-20 55.0%	3PT% 2-6 33.3%	FT% 3-5 60%	GM FG% 22-48 45.8%	
11 Baye Ndongo	F 27:04	5-8	0-0	1-1	1 4 5	4 1	11	2	1	1	1	-1	3PT% 5-15 33.3%	FT% 1-2 50%	FT% 1-2 50%	GM FG% 11-20 55.0%	3PT% 2-6 33.3%	FT% 3-5 60%	GM FG% 22-48 45.8%	
2 Nathanael George	G 34:44	2-5	1-2	0-2	0 4 4	0 2	5	4	2	0	0	-6	3PT% 1-3 33.3%	FT% 0-2 0%	FT% 0-2 0%	GM FG% 11-20 55.0%	3PT% 2-6 33.3%	FT% 3-5 60%	GM FG% 22-48 45.8%	
13 Miles Kelly	G 24:30	4-12	1-5	2-2	0 4 4	4 3	11	4	1	1	0	1	1 <sup>st</sup> FG% 11-28 39.3%	3PT% 3-9 33.3%	FT% 3-6 50%	2 <sup>nd</sup> FG% 11-20 55.0%	3PT% 2-6 33.3%	FT% 3-5 60%	GM FG% 22-48 45.8%	
14 Kowacac Reeves Jr.	G 23:54	3-6	1-3	0-0	1 5 6	3 0	7	1	0	1	0	1	3PT% 5-15 33.3%	FT% 1-2 50%	FT% 1-2 50%	GM FG% 11-20 55.0%	3PT% 2-6 33.3%	FT% 3-5 60%	GM FG% 22-48 45.8%	
23 Ibrahim Sacko	25:52	6-8	1-2	0-1	2 2 4	1 2	13	1	0	1	1	-4	3PT% 5-15 33.3%	FT% 1-2 50%	FT% 1-2 50%	GM FG% 11-20 55.0%	3PT% 2-6 33.3%	FT% 3-5 60%	GM FG% 22-48 45.8%	
1 Kyle Sturdivant	20:30	0-1	0-1	0-0	0 2 2	1 1	0	2	3	0	1	-5	3PT% 5-15 33.3%	FT% 1-2 50%	FT% 1-2 50%	GM FG% 11-20 55.0%	3PT% 2-6 33.3%	FT% 3-5 60%	GM FG% 22-48 45.8%	
4 Carter Murphy	17:21	1-3	1-2	0-0	0 1 1	0 1	3	0	0	1	0	-7	3PT% 5-15 33.3%	FT% 1-2 50%	FT% 1-2 50%	GM FG% 11-20 55.0%	3PT% 2-6 33.3%	FT% 3-5 60%	GM FG% 22-48 45.8%	
12 Tyzhau Claude	15:00	1-4	0-0	2-3	1 2 3	2 4	0	0	0	0	0	-4	3PT% 5-15 33.3%	FT% 1-2 50%	FT% 1-2 50%	GM FG% 11-20 55.0%	3PT% 2-6 33.3%	FT% 3-5 60%	GM FG% 22-48 45.8%	
Team					0 0 0								GM FG% 22-48 45.8%	3PT% 5-15 33.3%	FT% 3-6 50%	GM FG% 22-48 45.8%	3PT% 5-15 33.3%	FT% 3-5 60%	GM FG% 22-48 45.8%	
Totals		22-48	5-15	6-11	5 26 31	16 14	55	14	10	4	5	2	3	GM FG% 22-48 45.8%	3PT% 5-15 33.3%	FT% 3-6 50%	GM FG% 22-48 45.8%	3PT% 5-15 33.3%	FT% 3-5 60%	GM FG% 22-48 45.8%

Technical Fouls: NONE

Dead Ball Rebounds: 2, 0

Notre Dame - 58

Record: 9-16 (4-10)

NO. Name	Min	FG M-A	3P M-A	FT M-A	Rebounds OR DR TOT	Fouls PF	TP	AS	TO	ST	Blocks BS BA	+/-	Shooting By Period							
0 Carey Booth	F 13:51	0-2	0-2	0-0	0 3 3	2 0	0	0	2	0	0	-5	1 <sup>st</sup> FG% 9-30 30.0%	3PT% 4-16 25.0%	FT% 9-11 81.8%	2 <sup>nd</sup> FG% 9-27 33.3%	3PT% 1-10 10.0%	FT% 8-11 72.7%	GM FG% 18-57 31.6%	
13 Tae Davis	F 32:27	6-12	1-2	4-4	2 4 6	0 4	17	0	1	1	1	3	3PT% 4-16 25.0%	FT% 9-11 81.8%	FT% 9-11 81.8%	GM FG% 18-57 31.6%	3PT% 1-10 10.0%	FT% 8-11 72.7%	GM FG% 18-57 31.6%	
14 Kebba Njie	F 28:55	0-0	0-0	6-7	3 4 7	2 6	6	1	0	0	1	0	3PT% 4-16 25.0%	FT% 9-11 81.8%	FT% 9-11 81.8%	GM FG% 18-57 31.6%	3PT% 1-10 10.0%	FT% 8-11 72.7%	GM FG% 18-57 31.6%	
3 Markus Burton	G 33:37	6-15	1-4	5-7	1 0 1	2 4	18	5	2	5	0	1	3PT% 4-16 25.0%	FT% 9-11 81.8%	FT% 9-11 81.8%	GM FG% 18-57 31.6%	3PT% 1-10 10.0%	FT% 8-11 72.7%	GM FG% 18-57 31.6%	
11 Braeden Shrowsberry	G 26:53	1-11	1-8	0-0	0 2 2	0 3	3	1	0	0	0	-4	3PT% 4-16 25.0%	FT% 9-11 81.8%	FT% 9-11 81.8%	GM FG% 18-57 31.6%	3PT% 1-10 10.0%	FT% 8-11 72.7%	GM FG% 18-57 31.6%	
1 Julian Roper II	19:52	1-3	0-2	1-2	2 4 6	3 3	1	0	1	0	0	-1	3PT% 4-16 25.0%	FT% 9-11 81.8%	FT% 9-11 81.8%	GM FG% 18-57 31.6%	3PT% 1-10 10.0%	FT% 8-11 72.7%	GM FG% 18-57 31.6%	
20 J.R. Konieczny	16:48	3-8	2-4	0-0	1 1 2	1 0	8	0	0	0	0	8	3PT% 4-16 25.0%	FT% 9-11 81.8%	FT% 9-11 81.8%	GM FG% 18-57 31.6%	3PT% 1-10 10.0%	FT% 8-11 72.7%	GM FG% 18-57 31.6%	
25 Matt Zona	11:05	0-2	0-2	1-2	2 2 4	2 1	1	1	0	0	0	0	3PT% 4-16 25.0%	FT% 9-11 81.8%	FT% 9-11 81.8%	GM FG% 18-57 31.6%	3PT% 1-10 10.0%	FT% 8-11 72.7%	GM FG% 18-57 31.6%	
2 Logan Iimes	16:32	1-4	0-2	0-0	3 2 5	2 0	2	1	1	0	0	1	3PT% 4-16 25.0%	FT% 9-11 81.8%	FT% 9-11 81.8%	GM FG% 18-57 31.6%	3PT% 1-10 10.0%	FT% 8-11 72.7%	GM FG% 18-57 31.6%	
Team					2 2 4								GM FG% 18-57 31.6%	3PT% 5-26 19.2%	FT% 17-22 77.3%	GM FG% 18-57 31.6%	3PT% 5-26 19.2%	FT% 17-22 77.3%	GM FG% 18-57 31.6%	
Totals		18-57	5-26	17-22	16 24 40	14 16	58	10	6	7	2	5	3	GM FG% 18-57 31.6%	3PT% 5-26 19.2%	FT% 17-22 77.3%	GM FG% 18-57 31.6%	3PT% 5-26 19.2%	FT% 17-22 77.3%	GM FG% 18-57 31.6%

Technical Fouls: NONE

Dead Ball Rebounds: 2, 0

Georgia Tech - 55

Record: 10-15 (3-11)

NO. Name	Min	FG M-A	3P M-A	FT M-A	Rebounds OR DR TOT	Fouls PF	TP	AS	TO	ST	Blocks BS BA	+/-	Shooting By Period							
5 Tafari Gapare	F 11:05	0-1	0-0	1-2	0 2 2	1 2	1	0	2	0	1	0	1 <sup>st</sup> FG% 11-28 39.3%	3PT% 3-9 33.3%	FT% 3-6 50%	2 <sup>nd</sup> FG% 11-20 55.0%	3PT% 2-6 33.3%	FT% 3-5 60%	GM FG% 22-48 45.8%	
11 Baye Ndongo	F 27:04	5-8	0-0	1-1	1 4 5	4 1	11	2	1	1	1	-1	3PT% 5-15 33.3%	FT% 1-2 50%	FT% 1-2 50%	GM FG% 11-20 55.0%	3PT% 2-6 33.3%	FT% 3-5 60%	GM FG% 22-48 45.8%	
2 Nathanael George	G 34:44	2-5	1-2	0-2	0 4 4	0 2	5	4	2	0	0	-6	3PT% 1-3 33.3%	FT% 0-2 0%	FT% 0-2 0%	GM FG% 11-20 55.0%	3PT% 2-6 33.3%	FT% 3-5 60%	GM FG% 22-48 45.8%	
13 Miles Kelly	G 24:30	4-12	1-5	2-2	0 4 4	4 3	11	4	1	1	0	1	1 <sup>st</sup> FG% 11-28 39.3%	3PT% 3-9 33.3%	FT% 3-6 50%	2 <sup>nd</sup> FG% 11-20 55.0%	3PT% 2-6 33.3%	FT% 3-5 60%	GM FG% 22-48 45.8%	
14 Kowacac Reeves Jr.	G 23:54	3-6	1-3	0-0	1 5 6	3 0	7	1	0	1	0	1	3PT% 5-15 33.3%	FT% 1-2 50%	FT% 1-2 50%	GM FG% 11-20 55.0%	3PT% 2-6 33.3%	FT% 3-5 60%	GM FG% 22-48 45.8%	
23 Ibrahim Sacko	25:52	6-8	1-2	0-1	2 2 4	1 2	13	1	0	1	1	-4	3PT% 5-15 33.3%	FT% 1-2 50%	FT% 1-2 50%	GM FG% 11-20 55.0%	3PT% 2-6 33.3%	FT% 3-5 60%	GM FG% 22-48 45.8%	
1 Kyle Sturdivant	20:30	0-1	0-1	0-0	0 2 2	1 1	0	2	3	0	1	-5	3PT% 5-15 33.3%	FT% 1-2 50%	FT% 1-2 50%	GM FG% 11-20 55.0%	3PT% 2-6 33.3%	FT% 3-5 60%	GM FG% 22-48 45.8%	
4 Carter Murphy	17:21	1-3	1-2	0-0	0 1 1	0 1	3	0	0	1	0	-7	3PT% 5-15 33.3%	FT% 1-2 50%	FT% 1-2 50%	GM FG% 11-20 55.0%	3PT% 2-6 33.3%	FT% 3-5 60%	GM FG% 22-48 45.8%	
12 Tyzhau Claude	15:00	1-4	0-0	2-3	1 2 3	2 4	0	0	0	0	0	-4	3PT% 5-15 33.3%	FT% 1-2 50%	FT% 1-2 50%	GM FG% 11-20 55.0%	3PT% 2-6 33.3%	FT% 3-5 60%	GM FG% 22-48 45.8%	
Team					0 0 0								GM FG% 22-48 45.8%	3PT% 5-15 33.3%	FT% 3-6 50%	GM FG% 22-48 45.8%	3PT% 5-15 33.3%	FT% 3-5 60%	GM FG% 22-48 45.8%	
Totals		22-48	5-15	6-11	5 26 31	16 14	55	14	10	4	5	2	3	GM FG% 22-48 45.8%	3PT% 5-15 33.3%	FT% 3-6 50%	GM FG% 22-48 45.8%	3PT% 5-15 33.3%	FT% 3-5 60%	GM FG% 22-48 45.8%

Technical Fouls: NONE

Dead Ball Rebounds: 2, 0

Notre Dame - 58

Record: 9-16 (4-10)

NO. Name	Min	FG M-A	3P M-A	FT M-A	Rebounds OR DR TOT	Fouls PF	TP	AS	TO	ST	Blocks BS BA	+/-	Shooting By Period							
0 Carey Booth	F 13:51	0-2	0-2	0-0	0 3 3	2 0	0	0	2	0	0	-5	1 <sup>st</sup> FG% 9-30 30.0%	3PT% 4-16 25.0%	FT% 9-11 81.8%	2 <sup>nd</sup> FG% 9-27 33.3%	3PT% 1-10 10.0%	FT% 8-11 72.7%	GM FG% 18-57 31.6%	
13 Tae Davis	F 32:27	6-12	1-2	4-4	2 4 6	0 4	17	0	1	1	1	3	3PT% 4-16 25.0%	FT% 9-11 81.8%	FT% 9-11 81.8%	GM FG% 18-57 31.6%	3PT% 1-10 10.0%	FT% 8-11 72.7%	GM FG% 18-57 31.6%	
14 Kebba Njie	F 28:55	0-0	0-0	6-7	3 4 7	2 6	6	1	0	0	1	0	3PT% 4-16 25.0%	FT% 9-11 81.8%	FT% 9-11 81.8%	GM FG% 18-57 31.6%	3PT% 1-10 10.0%	FT% 8-11 72.7%	GM FG% 18-57 31.6%	
3 Markus Burton	G 33:37	6-15	1-4	5-7	1 0 1	2 4	18	5	2	5	0	1	3PT% 4-16 25.0%	FT% 9-11 81.8%	FT% 9-11 81.8%	GM FG% 18-57 31.6%	3PT% 1-10 10.0%	FT% 8-11 72.7%	GM FG% 18-57 31.6%	
11 Braeden Shrowsberry	G 26:53	1-11	1-8	0-0	0 2 2	0 3	3	1	0	0	0	-4	3PT% 4-16 25.0%	FT% 9-11 81.8%	FT% 9-11 81.8%	GM FG% 18-57 31.6%	3PT% 1-10 10.0%	FT% 8-11 72.7%	GM FG% 18-57 31.6%	
1 Julian Roper II	19:52	1-3	0-2	1-2	2 4 6	3 3	1	0	1	0	0	-1	3PT% 4-16 25.0%	FT% 9-11 81.8%	FT% 9-11 81.8%	GM FG% 18-57 31.6%	3PT% 1-10 10.0%	FT% 8-11 72.7%	GM FG% 18-57 31.6%	
20 J.R. Konieczny	16:48	3-8	2-4	0-0	1 1 2	1 0	8	0	0	0	0	8	3PT% 4-16 25.0%	FT% 9-11 81.8%	FT% 9-11 81.8%	GM FG% 18-57 31.6%	3PT% 1-10 10.0%	FT% 8-11 72.7%	GM FG% 18-57 31.6%	
25 Matt Zona	11:05	0-2	0-2	1-2	2 2 4	2 1	1	1	0	0	0	0	3PT% 4-16 25.0%	FT% 9-11 81.8%	FT% 9-11 81.8%	GM FG% 18-57 31.6%	3PT% 1-10 10.0%	FT% 8-11 72.7%	GM FG% 18-57 31.6%	
2 Logan Iimes	16:32	1-4	0-2	0-0	3 2 5	2 0	2	1	1	0	0	1	3PT% 4-16 25.0%	FT% 9-11 81.8%	FT% 9-11 81.8%	GM FG% 18-57 31.6%	3PT% 1-10 10.0%	FT% 8-11 72.7%	GM FG% 18-57 31.6%	
Team					2 2 4								GM FG% 18-57 31.6%	3PT% 5-26 19.2%	FT% 17-22 77.3%	GM FG% 18-57 31.6%	3PT% 5-26 19.2%	FT% 17-22 77.3%	GM FG% 18-57 31.6%	
Totals		18-57	5-26	17-22	16 24 40	14 16	58	10	6	7	2	5	3	GM FG% 18-57 31.6%	3PT% 5-26 19.2%	FT% 17-22 77.3%	GM FG% 18-57 31.6%	3PT% 5-26 19.2%	FT% 17-22 77.3%	GM FG% 18-57 31.6%

Technical Fouls: NONE


Dead Ball Rebounds: 2, 0

Georgia Tech - 55

Record: 10-15 (3-11)

NO. Name	Min	FG M-A	3P M-A	FT M-A	Rebounds OR DR TOT	Fouls PF	TP	AS	TO	ST	Blocks BS BA	+/-	Shooting By Period						
5 Tafari Gapare	F 11:05	0-1	0-0	1-2	0 2 2	1 2	1	0	2	0	1	0	1 <sup>st</sup> FG% 11-28 39.3%	3PT% 3-9 33.3%	FT% 3-6 50%	2 <sup>nd</sup> FG% 11-20 55.0%	3PT% 2-6 33.3%	FT% 3-5 60%	GM FG% 22-48 45.8%
11 Baye Ndongo	F 27:04	5-8	0-0	1-1	1 4 5	4 1	11	2	1	1	1	-1	3PT% 5-15 33.3%	FT% 1-2 50%	FT% 1-2 50%	GM FG% 11-20 55.0%	3PT% 2-6 33.3%	FT% 3-5 60%	GM FG% 22-48 45.8%
2 Nathanael George	G 34:44	2-5	1-2	0-2	0 4 4	0 2	5	4	2	0	0	-6	3PT% 1-3 33.3%	FT% 0-2 0%	FT% 0-2 0%	GM FG% 11-20 55.0%	3PT% 2-6 33.3%	FT% 3-5 60%	GM FG% 22-48 45.8%
13 Miles Kelly	G 24:30	4-12	1-5	2-2	0 4 4	4 3	11	4	1	1	0	1	1 <sup>st</sup> FG% 11-28 39.3%	3PT% 3-9 33.3%	FT% 3-6 50%	2 <sup>nd</sup> FG% 11-20 55.0%	3PT% 2-6 33.3%	FT% 3-5 60%	GM FG% 22-48 45.8%
14 Kowacac Reeves Jr.	G 23:54	3-6	1-3	0-0	1 5 6	3 0	7	1	0	1	0	1	3PT% 5-15 33.3%	FT% 1-2 50%	FT% 1-2 50%	GM FG% 11-20 55.0%	3PT% 2-6 33.3%	FT% 3-5 60%	GM FG% 22-48 45.8%
23 Ibrahim Sacko	25:52	6-8	1-2	0-1	2 2 4	1 2	13	1	0	1	1	-4	3PT% 5-15 33.3%	FT% 1-2 50%	FT% 1-2 50%	GM FG% 11-20 55.0%	3PT% 2-6 33.3%	FT% 3-5 60%	GM FG% 22-48 45.8%
1 Kyle Sturdivant	20:30</																		

## 2023-24 BOX SCORES



Official Basketball Box Score - Final
Florida St. at Georgia Tech
03/02/24 McBurnie Pavilion, Atlanta
2023-24 Men's Basketball

Game Time: 2:00 PM
Game Duration: 2:16
Attendance: 5,300

Officials: Jamie Luckie, Raymie Snyons, Justin Porterfield

Florida St. - 76

Record: 15-14 (9-9)

NO. Name	Min	FG M-A	3P M-A	FT M-A	Rebounds OR DR TOT	Fouls PF FO	TP	AS	TO	ST	Blocks BS BA	+/-	Shooting By Period			
2 Jamir Watkins	F 35:30	4-9	1-3	6-7	2 5 7	3 8	15	3	1	4	1	2	-8	1st FG% 16-35 45.7%		
3 Cameron Corhen	F 31:20	6-11	0-0	2-3	2 5 7	3 2	14	0	2	0	1	1	-8	3PT% 4-11 36.4%		
11 Baba Miller	F 28:12	5-13	1-5	2-3	3 1 4	1 3	13	1	1	1	2	0	-12	FT% 5-8 62.5%		
1 Jalen Warley	G 21:20	1-8	0-0	0-0	0 1 1	3 0	2	2	0	0	0	2	-9	2nd FG% 12-35 34.3%		
22 Darin Green Jr.	G 24:20	3-8	3-7	0-0	0 5 5	4 0	9	0	1	0	0	0	-7	3PT% 3-10 30.0%		
0 Chandler Jackson	15:02	1-2	0-0	0-0	0 1 1	2 0	2	1	0	2	0	0	-2	FT% 9-9 88.9%		
10 Taylor Bol Bowen	11:48	1-3	1-2	3-4	1 2 3	1 2	6	1	0	0	0	0	3	GM FG% 28-70 40.0%		
33 Jaylan Gainey	08:46	0-0	0-0	0-0	0 1 1	2 0	0	0	0	0	0	0	-2	3PT% 7-21 33.3%		
23 Primo Spears	23:17	6-14	1-4	0-0	0 1 1	1 0	13	4	4	2	0	1	-3	FT% 13-17 76.5%		
5 De'Ante Green	01:48	0-1	0-0	0-0	1 0 0	1 1	0	0	0	0	0	0	-1	Dead Ball Rebounds: 1-0		
20 Josh Nickelberry	00:06	0-0	0-0	0-0	0 0 0	0 0	0	0	0	0	0	0	0			
12 Tom House	00:31	1-1	0-0	0-0	0 0 0	0 0	2	0	0	0	0	0	2			
Team					1 1 2		0	0								
Totals	29:70	7-21	13-17	10	23	33	21	15	76	12	9	9	4	7	9	
Technical Fouls: NONE																

Georgia Tech - 85

Record: 13-16 (6-12)

NO. Name	Min	FG M-A	3P M-A	FT M-A	Rebounds OR DR TOT	Fouls PF FO	TP	AS	TO	ST	Blocks BS BA	+/-	Shooting By Period				
5 Tafara Gapare	F 29:59	4-11	0-4	0-0	3	7	10	1	2	8	4	2	0	3	1	15	1st FG% 18-34 52.9%
11 Baye Ndongo	F 24:05	6-11	0-0	0-0	3-3	6	8	14	4	4	15	0	2	1	1	2	3PT% 4-12 33.3%
2 Nathan George	G 30:32	4-7	2-3	5-7	2	3	5	1	1	14	5	2	0	0	0	0	FT% 4-6 66.7%
13 Miles Kelly	G 32:29	2-13	1-8	0-0	0	3	3	3	2	5	3	3	1	1	1	4	2nd FG% 12-37 32.4%
14 Kowace Reeves Jr.	G 21:59	4-8	1-3	0-0	1	2	3	4	0	9	2	3	1	0	0	3	3PT% 4-14 28.6%
12 Tyzhaurd Claude	23:17	2-5	0-0	4-6	4	6	10	1	3	8	1	1	0	1	1	7	FT% 13-18 72.2%
1 Kyle Sturdivant	25:52	6-11	4-6	4-5	0	2	2	1	3	20	4	4	0	0	0	5	GM FG% 30-71 42.3%
3 Dallan "Deebo" Coleman	10:38	2-4	0-1	1-3	0	2	2	0	3	5	1	0	0	1	0	6	3PT% 6-25 30.8%
4 Carter Murphy	01:09	0-1	0-1	0-0	0	0	0	0	0	0	0	0	0	0	0	-5	FT% 17-24 70.8%
Team					3 3 6		0	1									Dead Ball Rebounds: 4-1
Totals	30:71	8-26	17-24	21	34	55	15	21	85	17	16	3	7	4	9		
Technical Fouls: NONE																	

Biggest lead

2 (1<sup>st</sup> 1:40)

17 (2<sup>nd</sup> 3:16)

Best Scoring Run

6 (1<sup>st</sup> 9:18)

8 (2<sup>nd</sup> 4:12)

Lead Changes

4

Times Tied

4

Time with Lead

00:15

Points from

FSU

GA Tech

Turnovers

11

9

Paint

38

40

Second Chance

11

21

Fast Breaks

13

10

Bench

23

33

Period by Period Scoring

1st

2nd

TOT

FSU

41

35

76

GA Tech

44

41

85

NCAA

Official Basketball Box Score - Final

Georgia Tech at Wake Forest

03/05/24 LJVIM Coliseum, Winston-Salem

2023-24 Men's Basketball

Game Time: 9:00 PM

Game Duration: 2:05

Attendance: 7,481

Georgia Tech - 70

Record: 14-16 (7-12)

Officials: Ron Groover, Ted Valentine, Brent Hampton

NO. Name	Min	FG M-A	3P M-A	FT M-A	Rebounds OR DR TOT	Fouls PF FD	TP AS	TO ST	Blocks BS BA	+/-
5 Tafara Gapare	F 28:01	4-10	1-3	2-2	1 5 6	3 4	11	2 1	0 1 1	4
11 Baye Ndongo	F 29:24	4-8	1-1	0-0	1 10 11	4	2 9	1 3	1 0 2	-1
2 Naithan George	G 34:31	8-14	0-3	0-0	1 2 3	1 0	16	3 7	0 0 0	1
13 Miles Kelly	G 38:00	7-11	5-8	0-0	0 3 3	4 2	19	2 1	2 0 0	3
14 Kowacic Reeves Jr.	G 31:12	3-5	2-2	0-0	1 1 2	1 1	8	2 2	1 0 1	0
12 Tychaun Claude	19:22	1-1	0-0	0-0	2 2 4	0 1	2	2 0	0 0 0	-4
1 Kyle Sturdivant	12:42	1-2	1-2	0-0	0 0 0	2 1	3	2 0	1 0 1	1
3 Dallan "Deebo" Coleman	08:48	1-3	0-2	0-0	0 1 1	1 0	2	0 1	1 0 0	-9
Team					0 4 4		0	0		
Totals		29-54	10-21	2-2	6 28 34	16 11	70	12 16	4 3 3	-1

Technical Fouls: NONE

Wake Forest - 69

Record: 18-12 (10-9)

Technical Fouls: NONE


NO. Name	Min	FG M-A	3P M-A	FT M-A	Rebounds OR DR TOT	Fouls PF FD	TP AS	TO ST	Blocks BS BA	+/-
11 Andrew Carr	F 33:58	2-6	0-2	2-2	0 4 4	3 2	6	2 0	0 2 0	3
4 Elton Reid	C 31:04	5-8	1-1	0-0	1 5 6	2 1	11	0 0	0 1 0	-3
0 Kevin Miller	C 31:52	3-11	2-3	4-5	0 2 2	1 3	12	4 0	0 0 2	-4
2 Cameron Hildreth	G 37:49	6-11	1-4	4-4	0 2 2	3 3	17	1 0	4 0 0	1
23 Hunter Sallis	G 37:09	8-19	0-4	6-7	1 3 4	1 6	22	3 1	2 0 1	-1
20 Parker Friedrichsen	14:26	0-2	0-2	0-0	0 0 0	1 0	0	1 0	1 2 0	0
33 Matthew Marsh	08:56	0-0	0-0	1-2	0 0 0	1 1	1	0 0	0 0 2	2
1 Marqus Marion	04:46	0-0	0-0	0-0	0 1 1	0 0	0	0 0	0 0 0	-4
Team					4 2 6		0	0		
Totals		24-57	4-16	17-20	6 19 25	11 16	69	8 6	8 3 3	-1

Technical Fouls: NONE

	GT	WAKE
Biggest lead	19 (1 <sup>st</sup> 10:39)	1 (2 <sup>nd</sup> 0:18)
Best Scoring Run	14 (1 <sup>st</sup> 15:35)	9 (2 <sup>nd</sup> 0:18)
Lead Changes	2	0
Times Tied	0	6
Time with Lead	38:37	00:18

Points from	GT	WAKE
Turnovers	9	15
Paint	22	38
Second Chance	13	6
Fast Breaks	6	6
Bench	7	1

Period by Period Scoring			
	1st	2nd	TOT
GT	40	30	70
WAKE	26	43	69



Georgia Tech at Virginia

03/09/24 John Paul Jones Arena, Charlottesville

Virginia vs Georgia Tech Men's Basketball

Game Time: 8:00 PM

Game Duration: 1:45

Attendance: 13,877

Georgia Tech - 57

Record: 14-17 (7-13)

NO.

Name

Min

FG

M-A

3P

M-A

FT

M-A

Rebounds

OR

DR

TOT

Fouls

PF

FF

TP

AS

TO

Stkts

BS

BA

+/-

5

Tafara Gapare

F 26:03

1-6

0-2

1-2

0

4

4

0

1

3

1

2

0

1

1

2

0

1

1

-16

11

Baye Ndongo

F 31:58

8-12

0-0

5-6

5

4

9

0

5

21

0

5

1

1

2

8

2

Nathian George

G 32:47

4-10

0-3

0-0

0

4

4

1

0

8

5

3

0

0

1

-7

13

Miles Kelly

G 22:34

0-4

0-3

0-0

0

1

1

1

0

0

0

1

1

0

0

-20

14

Kowacie Reeves Jr.

G 21:49

2-6

1-4

2-2

0

4

4

1

1

7

0

0

0

0

0

-5

1

Kyle Sturdivant

25:46

3-8

2-5

0-0

1

2

3

0

0

8

4

0

0

0

0

-3

3

Dallas "Deebo" Coleman

16:04

2-4

1-3

1-1

1

2

3

0

1

6

1

0

0

0

-1

12

Tyzhoun Claude

15:38

-1-1

0-0

2-2

3

4

1

0

4

0

0

0

0

0

-5

4

Carter Murphy

07:21

0-1

0-1

0-0

0

0

0

0

0

0

0

0

0

0

-10

Team

Totals

21-52

4-21

11-13

9

25

34

4

4

9

57

11

12

3

2

4

-15

Technical Fouls: NONE

NO.

Name

Min

FG

M-A

3P

M-A

FT

M-A

Rebounds

OR

DR

TOT

Fouls

PF

FF

TP

AS

TO

Stkts

BS

BA

+/-

22

Jordan Minor

F 09:53

2-3

0-0

0-0

0

0

0

0

1

0

4

0

2

0

1

0

8

2

Reece Beekman

G 35:23

8-10

3-4

2-4

0

6

6

0

2

21

9

1

3

1

0

12

11

Isaac McKneely

G 34:56

6-12

4-8

0-0

0

3

3

0

2

16

3

1

1

0

0

12

13

Ryan Dunn

G 23:35

1-2

0-0

0-0

1

2

3

3

0

2

1

0

2

1

0

9

34

Jacob Groves

G 32:37

3-7

3-7

0-0

1

5

6

1

0

9

1

0

0

0

8

0

Blake Buchanan

17:43

1-4

0-0

0

2

2

3

0

2

0

0

0

0

1

1

7

10

Taine Murray

28:23

5-10

2-5

0-0

0

1

1

1

0

12

3

0

1

0

13

1

Dante Harris

16:17

2-7

0-2

0-0

2

2

0

0

4

1

0

2

0

1

8

24

Tristan How

00:45

1-1

0-0

0-0

0

1

1

0

0

2

0

0

0

0

-1

42

Bryce Walker

00:30

0-0

0-0

0-0

0

0

0

0

0

0

0

0

0

0

-1

Team

Totals

29-56

12-26

2-4

2

21

25

9

4

72

18

5

9

4

2

15

Technical Fouls: NONE

GAT

UVA

Biggest lead

2 (1<sup>st</sup> 12:16)

23 (2<sup>nd</sup> 6:05)

Best Scoring Run

7 (2<sup>nd</sup> 4:16)

6 (1<sup>st</sup> 6:33)

Lead Changes

8

Times Tied

3

Time with Lead

02:15

31:32

Points from

GAT

UVA

Turnovers

4

19

Paint

24

26

Second Chance

12

5

Fast Breaks

11

9

Bench

18

20

Period

1st

2nd

TOT

GAT

24

33

57

UVA

38

34

72

# MISCELLANEOUS

## Starting Lineups

Date	Opponent	Result	F	F	C	G	G	Lineup#	Record
N6	GEORGIA SOUTHERN	W, 84-62	Reeves, Jr.	Gapare	Claude	Kelly	Abram	1	1-0
N9	HOWARD	W, 88-85	Reeves, Jr.	Gapare	Claude	Kelly	Abram	1	2-0
N14	UMASS LOWELL	L, 71-74	Reeves, Jr.	Gapare	Claude	Kelly	Abram	1	2-1
N22	at Cincinnati	L, 54-89	Reeves, Jr.	Ndongo	Claude	Kelly	Abram	2	0-1
N28	MISSISSIPPI STATE	W, 67-59	Reeves, Jr.	Ndongo	Dowuona	Kelly	George	3	1-0
D2	DUKE	W, 72-68	Reeves, Jr.	Ndongo	Dowuona	Kelly	George	3	2-0
D5	at Georgia	L, 62-76	Reeves, Jr.	Ndongo	Dowuona	Kelly	George	3	2-1
D9	ALABAMA A&M	W, 70-49	Reeves, Jr.	Ndongo	Dowuona	Kelly	George	3	3-1
D16	vs. Penn State	W, 82-81 (ot)	Reeves, Jr.	Ndongo	Dowuona	Kelly	George	3	4-1
D21	vs. Massachusetts	W, 73-70	Reeves, Jr.	Ndongo	Dowuona	Kelly	George	3	5-1
D22	at Hawai'i	W, 73-68	Reeves, Jr.	Ndongo	Gapare	Kelly	George	4	1-0
D24	vs. Nevada	L, 64-72	Reeves, Jr.	Ndongo	Gapare	Kelly	George	4	1-1
J3	at Florida State	L, 71-82	Reeves, Jr.	Ndongo	Sacko	Kelly	George	5	0-1
J6	BOSTON COLLEGE	L, 87-95	Reeves, Jr.	Ndongo	Dowuona	Kelly	George	3	5-2
J9	NOTRE DAME	L, 68-75 (ot)	Reeves, Jr.	Ndongo	Dowuona	Kelly	George	3	5-3
J13	at Duke	L, 79-84	Reeves, Jr.	Ndongo	Gapare	Kelly	George	4	1-2
J16	at Clemson	W, 93-90 (2ot)	Reeves, Jr.	Ndongo	Dowuona	Kelly	George	3	6-3
J20	VIRGINIA	L, 66-75	Reeves, Jr.	Ndongo	Dowuona	Kelly	George	3	6-4
J23	PITTSBURGH	L, 64-72	Reeves, Jr.	Ndongo	Sacko	Kelly	George	5	0-2
J27	at Virginia Tech	L, 67-91	Reeves, Jr.	Ndongo	Sacko	Kelly	George	5	0-3
J30	NORTH CAROLINA	W, 74-73	Reeves, Jr.	Ndongo	Dowuona	Kelly	George	3	7-4
F3	at NC State	L, 76-82	Reeves, Jr.	Ndongo	Dowuona	Kelly	George	3	7-5
F6	WAKE FOREST	L, 51-80	Reeves, Jr.	Ndongo	Dowuona	Kelly	George	3	7-6
F10	at Louisville	L, 67-79	Reeves, Jr.	Ndongo	Gapare	Kelly	George	4	1-3
F14	at Notre Dame	L, 55-58	Reeves, Jr.	Ndongo	Gapare	Kelly	George	4	1-4
F17	SYRACUSE	W, 65-60	Reeves, Jr.	Ndongo	Gapare	Kelly	George	4	2-4
F21	CLEMSON	L, 57-81	Reeves, Jr.	Ndongo	Gapare	Kelly	George	4	2-5
F24	at Miami	W, 80-76	Reeves, Jr.	Ndongo	Gapare	Kelly	George	4	3-5
M2	FLORIDA STATE	W, 85-76	Reeves, Jr.	Ndongo	Gapare	Kelly	George	4	4-5
M5	at Wake Forest	W, 70-69	Reeves, Jr.	Ndongo	Gapare	Kelly	George	4	5-5
M9	at Virginia	L, 57-72	Reeves, Jr.	Ndongo	Gapare	Kelly	George	4	5-6
M12	vs. Notre Dame								

## Specialty Stats (GT/Opp)

Date	Opponent	Paint	OffTo	2ndCh	FBreak	Bench
N6	GEORGIA SOUTHERN	26/30	19/11	14/13	10/4	27/35
N9	HOWARD	50/46	17/6	16/11	13/12	21/26
N14	UMASS LOWELL	38/44	12/14	24/13	7/8	40/11
N22	at Cincinnati	16/22	8/20	5/14	4/19	16/36
N28	MISSISSIPPI STATE	20/26	16/5	5/13	8/8	24/24
D2	DUKE	32/36	2/17	0/17	5/6	17/28
D5	at Georgia	32/28	10/13	23/16	5/2	25/33
D9	ALABAMA A&M	32/22	8/17	13/6	23/14	33/26
D16	vs. Penn State	42/28	9/27	24/20	4/10	35/19
D21	vs. Massachusetts	28/24	12/23	12/17	23/11	36/10
D22	at Hawai'i	46/30	8/10	19/10	15/8	7/18
D24	vs. Nevada	28/20	6/9	14/8	2/7	16/7
J3	at Florida State	30/30	11/10	8/8	11/2	16/42
J6	BOSTON COLLEGE	36/34	7/20	11/7	15/4	34/14
J9	NOTRE DAME	22/24	26/10	5/10	4/3	7/33
J13	at Duke	24/32	7/15	7/15	7/13	13/10
J16	at Clemson	26/50	10/14	12/30	3/4	33/8
J20	VIRGINIA	18/34	9/21	6/11	4/9	22/11
J23	PITTSBURGH	24/22	13/13	12/11	6/2	22/26
J27	at Virginia Tech	30/36	10/4	14/9	4/0	27/32
J30	NORTH CAROLINA	26/34	9/14	8/23	3/12	39/14
F3	at NC State	22/32	4/18	13/18	15/22	21/5
F6	WAKE FOREST	24/46	7/8	3/11	5/13	22/17
F10	at Louisville	18/30	14/20	7/20	4/2	26/16
F14	at Notre Dame	28/20	6/7	9/20	0/2	20/14
F17	SYRACUSE	32/32	8/16	8/9	9/15	19/14
F21	CLEMSON	18/22	4/7	6/7	7/10	17/11
F24	at Miami	28/22	7/11	9/14	9/12	20/13
M2	FLORIDA STATE	40/38	9/11	21/11	10/13	33/23
M5	at Wake Forest	22/38	9/15	13/6	6/6	7/1
M9	at Virginia	24/26	4/19	12/5	11/9	18/20
M12	vs. Notre Dame					

## Miscellaneous

Date	Opponent	Uniform	Color	Tip	Large Lead	Large Deficit	Lead Ties	Lead Changes	GT Led	Opp Led	Tied	1st GT Subs	On the Floor at the End
N6	GEORGIA SOUTHERN	White	GT	22	6	6	13	24:29	11:31	4:00	Sturdivant, Dowuona	16:05-1H	Sturdivant, Coleman, Kelly, Reeves, Sacko
N9	HOWARD	White	GT	6	14	5	8	7:42	30:31	1:47	Sturdivant, Coleman, Dowuona	14:51-1H	Sturdivant, Coleman, Kelly, Reeves, Sacko
N14	UMASS LOWELL	White	GT	8	11	3	4	19:05	18:02	2:53	Sturdivant, Coleman, Sacko	16:24-1H	Sturdivant, Coleman, Claude, Kelly, Reeves
N22	at Cincinnati	Gold	UC	3	41	3	2	0:43	35:29	3:48	Sturdivant, Dowuona	16:19-1H	George, Murphy, Ndongo, Sacko, Nichols
N28	MISSISSIPPI STATE	Gold	MSU	16	-	2	-	38:01	-	1:59	Sturdivant, Coleman	15:47-1H	George, Sturdivant, Coleman, Kelly, Reeves
D2	DUKE	White	DU	11	4	5	5	34:40	1:38	3:42	Sacko	16:22-1H	Reeves, Ndongo, Dowuona, Kelly, George
D5	at Georgia	Gold	UGA	-	23	1	-	-	39:29	0:31	Coleman	16:44-1H	Sturdivant, Coleman, Gapare, Claude, Reeves, Jr.
D9	ALABAMA A&M	White	GT	30	2	-	3	37:55	1:14	0:51	Sturdivant, Coleman	14:54-1H	George, Reeves, Jr., Abram, San Miguel, Nichols
D16	vs. Penn State	Gray	PSU	10	5	10	11	22:02	14:39	3:19	Coleman, Gapare, Claude, Sturdivant	14:22-1H	Coleman, Gapare, Ndongo, Kelly, Reeves Jr.
D21	vs. Massachusetts	Navy	GT	8	11	4	4	8:20	29:50	1:50	Sacko	15:55-1H	Sturdivant, Coleman, George, Kelly, Reeves Jr.
D22	at Hawai'i	Gold	UH	21	1	1	2	39:14	0:16	0:30	Sturdivant	15:38-1H	Sturdivant, George, Coleman, Kelly, Reeves Jr.
D24	vs. Nevada	White	GT	6	8	2	3	6:11	31:57	1:52	Claude	17:36-1H	George, Gapare, Ndongo, Kelly, Reeves Jr.
J3	at Florida State	Navy	GT	3	17	1	1	1:31	36:04	2:25	Gapare	16:16-1H	Sturdivant, Gapare, Ndongo, Kelly, Reeves, Jr.
J6	BOSTON COLLEGE	White	GT	16	10	6	9	21:58	14:40	3:22	Claude, Sturdivant	15:41-1H	Sturdivant, Coleman, Gapare, Kelly, Reeves Jr.
J9	NOTRE DAME	Gray	GT	7	7	9	11	19:56	20:00	5:04	Sturdivant, Claude	16:39-1H	George, Coleman, Ndongo, Kelly, Reeves Jr.
J13	at Duke	Gold	GT	10	10	9	11	14:24	20:39	4:57	Coleman, Sturdivant	14:42-1H	Sturdivant, George, Coleman, Ndongo, Reeves Jr.
J16	at Clemson	Navy	CL	3	9	7	7	5:21	40:38	5:01	Sturdivant, Claude	15:23-1H	Coleman, Gapare, Claude, Kelly, Reeves Jr.
J20	VIRGINIA	White	GT	11	15	1	1	17:31	20:34	1:55	Sturdivant, Claude	15:08 1H	Sturdivant, George, Ndongo, Kelly, Reeves Jr.
J23	PITTSBURGH	White	Pitt	6	9	3	7	9:51	27:20	2:49	Sturdivant, Coleman, Gapare, Claude	15:05-1H	Sturdivant, Coleman, George, Reeves Jr., Ndongo
J27	at Virginia Tech	Gray	VT	3	24	2	1	0:44	36:42	2:36	Sturdivant, Coleman, Gapare, Claude	14:54-1H	Sturdivant, Gapare, Sacko, Murphy, Abram
J30	NORTH CAROLINA	White	GT	8	11	4	8	15:31	21:14	3:15	Claude	15:28-1H (injury to Ndongo)	Coleman, Gapare, Duwuona, Claude, Kelly
F3	at NC State	Gold	NCSU	6	14	3	2	4:06	34:14	1:40	Sturdivant, Gapare	16:21-1H	Sturdivant, George, Coleman, Kelly, Reeves Jr.
F6	WAKE FOREST	White	GT	3	38	1	1	0:50	38:11	0:59	Claude	16:42-1H	George, Abram, Gapare, Ndongo, Sacko
F10	at Louisville	Gold	LOU	9	14	7	8	19:12	13:46	7:02	Sturdivant, Sacko, Claude	12:31-1H	Sturdivant, Murphy, Kelly, Gapare, Sacko
F14	at Notre Dame	Navy	GT	6	6	6	9	19:09	15:41	5:10	Sacko	17:05-1H	Murphy, George, Kelly, Ndongo, Reeves Jr.
F17	SYRACUSE	White	SYR	10	7	6	5	22:22	12:21	5:17	Sturdivant, Sacko	15:23-1H	Gapare, Ndongo, Kelly, Reeves Jr., Sacko
F21	CLEMSON	White	CL	3	26	3	1	0:35	37:21	2:04	Sturdivant, Claude	15:30-1H	Sturdivant, Murphy, Ndongo, Claude, Sacko
F24	at Miami	Gold	UM	13	7	8	7	24:10	10:13	5:37	Sturdivant, Claude	14:08-1H	Sturdivant, Kelly, Reeves Jr., Gapare, Ndongo
M2	FLORIDA STATE	White	FSU	17	2	4	4	37:14	0:15	2:31	Claude	16:17-1H	George, Murphy, Ndongo, Kelly, Reeves Jr.
M5	at Wake Forest	Gold	WF	19	1	-	2	38:37	0:18	1:05	Claude	15:56-1H	Sturdivant, George, Ndongo, Kelly, Reeves Jr.
M9	at Virginia	Gold	GT	2	23	3	8	2:15	31:32	6:13	Sturdivant	15:05-1H	Sturdivant, Coleman, Murphy, Gapare, Claude
M12	vs. Notre Dame												

\*alternate gold or white uniform

# ROSTER AT-A-GLANCE

## NUMERICAL

No.	Name	Pos.	Ht.	Wt.	Cl.	Exp.	Hometown	High School/College
0	Lance Terry	G	6-3	198	Sr.*	1VL	College Park, Ga.	The Heritage School (Ga.) / Gardner-Webb
1	Kyle Sturdivant	G	6-3	195	Sr.*	3VL	Norcross, Ga.	Norcross HS / Southern California
2	Naithan George	G	6-3	180	Fr.	HS	Toronto, Ontario	Canyon International Academy (Glendale, Ariz.)
3	Dallan "Deebo" Coleman	G	6-6	210	Jr.	2VL	Memphis, Tenn.	West Nassau HS (Callahan, Fla.)
4	Carter Murphy	G	6-4	205	Sr.#	TR	Phoenix, Ariz.	Arcadia HS / Air Force Academy
5	Tafara Gapare	F	6-9	206	So.	TR	Wellington, New Zealand	South Kent School (Conn.) / Massachusetts
10	Ebenezer Dowuona	C	6-11	230	Sr.	TR	Accra, Ghana	The Heritage School (Ga.) / NC State
11	Baye Ndongo	F	6-9	214	Fr.	HS	Mboro, Senegal	Putnam (Conn.) Science Academy
12	Tyzhaun Claude	F	6-7	226	Sr.#	TR	Goldsboro, N.C.	Moravian Prep / Morehead State / Western Carolina
13	Miles Kelly	G	6-6	180	Jr.	2VL	Stone Mountain, Ga.	Parkview HS / Hargrave Military Academy (Va.)
14	Kowacie Reeves, Jr.	G	6-7	202	Jr.	TR	Macon, Ga.	Westside HS / Florida
23	Ibrahima Sacko	F	6-6	225	Fr.	HS	Conakry, Guinea	J. Addison School (Markham, Ontario)
24	Amaree Abram	G	6-4	195	So.	TR	Port Arthur, Texas	Southern California Academy / Mississippi
30	Ibrahim Souare	F	6-9	214	Fr.	HS	Conakry, Guinea	Canyon International Academy (Glendale, Ariz.)
33	Marcos San Miguel	G	6-4	190	Fr.	HS	Atlanta, Ga.	Campbell HS
35	Emmer Nichols	F	6-6	215	r-Fr.	RS	Woodside, Calif.	Sacred Heart Preparatory School

## ALPHABETICAL

No.	Name	Pos.	Ht.	Wt.	Cl.	Exp.	Hometown	High School/College
24	Amaree Abram	G	6-4	195	So.	TR	Port Arthur, Texas	Southern California Academy / Mississippi
12	Tyzhaun Claude	F	6-7	226	Sr.#	TR	Goldsboro, N.C.	Moravian Prep / Morehead State / Western Carolina
3	Dallan "Deebo" Coleman	G	6-6	210	Jr.	2VL	Memphis, Tenn.	West Nassau HS (Callahan, Fla.)
10	Ebenezer Dowuona	C	6-11	230	Sr.	TR	Accra, Ghana	The Heritage School (Ga.) / NC State
5	Tafara Gapare	F	6-9	206	So.	TR	Wellington, New Zealand	South Kent School (Conn.) / Massachusetts
2	Naithan George	G	6-3	180	Fr.	HS	Toronto, Ontario	Canyon International Academy (Glendale, Ariz.)
13	Miles Kelly	G	6-6	180	Jr.	2VL	Stone Mountain, Ga.	Parkview HS / Hargrave Military Academy (Va.)
4	Carter Murphy	G	6-4	205	Sr.#	TR	Phoenix, Ariz.	Arcadia HS / Air Force Academy
11	Baye Ndongo	F	6-9	214	Fr.	HS	Mboro, Senegal	Putnam (Conn.) Science Academy
35	Emmer Nichols	F	6-6	215	r-Fr.	RS	Woodside, Calif.	Sacred Heart Preparatory School
14	Kowacie Reeves, Jr.	G	6-7	202	Jr.	TR	Macon, Ga.	Westside HS / Florida
23	Ibrahima Sacko	F	6-6	225	Fr.	HS	Conakry, Guinea	J. Addison School (Markham, Ontario)
33	Marcos San Miguel	G	6-4	190	Fr.	HS	Atlanta, Ga.	Campbell HS
30	Ibrahim Souare	F	6-9	214	Fr.	HS	Conakry, Guinea	Canyon International Academy (Glendale, Ariz.)
1	Kyle Sturdivant	G	6-3	195	Sr.*	3VL	Norcross, Ga.	Norcross HS / Southern California
0	Lance Terry	G	6-3	198	Sr.*	1VL	College Park, Ga.	The Heritage School (Ga.) / Gardner-Webb

\*5th-year senior; #graduate transfer

**Head Coach:** Damon Stoudamire (Arizona, 1995), 1st season

**Associate Head Coach:** Karl Hobbs (Connecticut, 1984), 1st season

**Assistant Coach:** B.J. Elder (Georgia Tech, 2014), 5th season

**Assistant Coach:** Pershin Williams (North Florida, 2005), 1st season

**Assistant Coach:** Nate Babcock (Wisconsin-Eau Claire, 2009), 1st season

**Assistant Coach:** Bonzi Wells (Ball State, 1998), 1st season

**Director of Player Personnel:** Matt Holt (Northeastern, 2011), 1st season

**Director of Scouting:** Hayden Sheridan (Arizona, 2016), 6th season

**Director of Operations:** Tyler Benson (St. Bonaventure, 2009), 8th season

**Assistant Director of Operations:** Taylor Ann Hendricks (Iowa State, 2020), 2nd season

**Associate Director of Sports Medicine/Men's Basketball:** Richard Stewart (Salisbury, 2005), 17th season

**Director of Strength and Conditioning/Men's Basketball:** Justin Landry (Cal State East Bay, 2012), 1st season

**Recruiting and Operations Coordinator:** Jake Alburts (Western Michigan, 2020), 1st season

## BY CLASS

**Seniors:** Tyzhaun Claude, Ebenezer Dowuona, Carter Murphy, Kyle Sturdivant, Lance Terry

**Juniors:** Dallan "Deebo" Coleman, Miles Kelly, Kowacie Reeves, Jr.

**Sophomores:** Amaree Abram, Tafara Gapare

**Freshman:** Naithan George, Baye Ndongo, Emmer Nichols, Ibrahima Sacko, Marcos San Miguel, Ibrahim Souare

## BY STATE/COUNTRY

**Arizona:** Carter Murphy

**California:** Emmer Nichols

**Canada:** Naithan George

**Georgia:** Miles Kelly, Kowacie Reeves, Jr., Marcos San Miguel, Kyle Sturdivant, Lance Terry

**Ghana:** Ebenezer Dowuona

**Guinea:** Ibrahima Sacko, Ibrahim Souare

**New Zealand:** Tafara Gapare

**North Carolina:** Tyzhaun Claude

**Senegal:** Baye Ndongo

**Tennessee:** Dallan "Deebo" Coleman

**Texas:** Amaree Abram

## BY MAJOR

**Business Administration:** Amaree Abram, Dallan "Deebo" Coleman, Tafara Gapare, Miles Kelly, Ibrahima Sacko, Ibrahim Souare, Kyle Sturdivant

**Computer Science:** Marcos San Miguel

**Economics/International Affairs:** Emmer Nichols

**History, Technology & Society:** Tyzhaun Claude, Ebenezer Dowuona, Kowacie Reeves, Jr., Lance Terry

**Literature, Media & Communication:** Baye Ndongo

**Operations Research (MS):** Carter Murphy

## BY HEIGHT

6-3 Naithan George, Kyle Sturdivant, Lance Terry

6-4 Amaree Abram, Carter Murphy, Marcos San Miguel

6-6 Dallan "Deebo" Coleman, Miles Kelly, Emmer Nichols, Ibrahima Sacko

6-7 Tyzhaun Claude, Kowacie Reeves, Jr.

6-9 Tafara Gapare, Baye Ndongo, Ibrahima Souare

6-11 Ebenezer Dowuona

## PRONUNCIATION GUIDE

McCamish Pavilion	Mc-CAM-ish
Amaree Abram	uh-MAR-ee
Tyzhaun Claude	ty-ZHON
Dallan "Deebo" Coleman	DELL-un, DEE-bo
Ebenezer Dowuona	duh-WANNA
Tafara Gapare	tuh-FAR-uh guh-PAR-ee
Baye Ndongo	BYE nDON-go
Kowacie Reeves, Jr.	ko-WAY-see
Ibrahima Sacko	EE-bruh-HEE-muh SOCK-oh
Ibrahim Souare	EE-bruh-HEEM SWAR-ay (rhymes with soiree)
Kyle Sturdivant	STIR-de-vunt