


RADFORD HIGHLANDERS



2024 BASEBALL GAME NOTES

2024 SCHEDULE

DATE	OPPONENT	TIME/RESULT
Feb. 16	at Georgia Tech	4 P.M.
Feb. 17	at Georgia Tech	2 P.M.
Feb. 18	at Georgia Tech	1 P.M.
Feb. 23	LE MOYNE	3 P.M.
Feb. 24	LE MOYNE	2 P.M.
Feb. 25	LE MOYNE	1 P.M.
Feb. 27	VIRGINIA TECH	3 P.M.
Mar. 1	LONG ISLAND	3 P.M.
Mar. 2	LONG ISLAND	2 P.M.
Mar. 3	LONG ISLAND	1 P.M.
Mar. 6	VMI	4 P.M.
Mar. 8	at Georgia Southern	6:30 P.M.
Mar. 9	at Georgia Southern	2 P.M.
Mar. 10	at Georgia Southern	1 P.M.
Mar. 12	NOTRE DAME	4 P.M.
Mar. 13	NOTRE DAME	4 P.M.
Mar. 15	MARIST	4 P.M.
Mar. 16	MARIST	2 P.M.
Mar. 17	MARIST	1 P.M.
Mar. 19	at VMI	3 P.M.
Mar. 22	USC UPSTATE*	4 P.M.
Mar. 23	USC UPSTATE*	2 P.M.
Mar. 24	USC UPSTATE*	1 P.M.
Mar. 26	at James Madison	6 P.M.
Mar. 28	at High Point*	6 P.M.
Mar. 29	at High Point*	4 P.M.
Mar. 30	at High Point*	1 P.M.
Apr. 2	JAMES MADISON	6 P.M.
Apr. 5	at Presbyterian*	6 P.M.
Apr. 6	at Presbyterian*	4 P.M.
Apr. 7	at Presbyterian*	2 P.M.
Apr. 9	ETSU	5 P.M.
Apr. 12	UNC ASHEVILLE*	6 P.M.
Apr. 13	UNC ASHEVILLE*	4 P.M.
Apr. 14	UNC ASHEVILLE*	1 P.M.
Apr. 16	at Virginia Tech	7 P.M.
Apr. 17	at ETSU	5 P.M.
Apr. 19	at UNC Greensboro	6 P.M.
Apr. 20	at UNC Greensboro	2 P.M.
Apr. 21	at UNC Greensboro	1 P.M.
Apr. 24	at Queens (N.C.)	5 P.M.
Apr. 26	GARDNER-WEBB*	6 P.M.
Apr. 27	GARDNER-WEBB*	4 P.M.
Apr. 28	GARDNER-WEBB*	1 P.M.
May 3	at Winthrop*	6 P.M.
May 4	at Winthrop*	3 P.M.
May 5	at Winthrop*	1 P.M.
May 10	at Charleston So.*	5 P.M.
May 11	at Charleston So.*	2 P.M.
May 12	at Charleston So.*	1 P.M.
May 16	LONGWOOD*	6 P.M.
May 17	LONGWOOD*	4 P.M.
May 18	LONGWOOD*	2 P.M.
TBD	<i>Big South Tournament!</i>	<i>TBD</i>

Home games are in **BOLD CAPS** | * - Big South Conference Game | ! - Big South Championship (High Point, N.C.)

FEBRUARY 16-18 • RUSS CHANDLER STADIUM • ATLANTA, GA.

FRIDAY 4 P.M. | SATURDAY 2 P.M. | SUNDAY 1 P.M.

TV/VIDEO: ACC NETWORK | PXP: RICK WATSON | LIVE STATS: RADFORDATHLETICS.COM



RADFORD

HIGHLANDERS

0-0 (0-0 BIG SOUTH)

VS

GEORGIA TECH

YELLOW JACKETS

0-0 (0-0 ACC)



Head Coach Alex Guerra
Record at Radford 10-45 (2nd year)
Career Record Same

Head Coach Danny Hall
Record at GT 1170-632-1 (31st year)
Career Record 1378-749-1

STATS COMPARISON

Team Stats	No.	NCAA	BSC	Team Stats	No.	NCAA	ACC
Batting Average	.252	282	9	Batting Average	.323	4	2
Runs	271	258	10	Runs	472	31	4
Home Runs	38	241	9	Home Runs	90	42	6
Stolen Bases	50	184	10	Stolen Bases	51	272	11
Slugging Pct.	.377	268	10	Slugging Pct.	.538	11	1
ERA	9.02	286	10	ERA	7.01	231	2
Team K/BB	1.34	255	10	Team K/BB	1.88	168	5
Fielding Pct.	.945	292	10	Fielding Pct.	.970	150	12

NCAA Rankings as of June 26, 2023

NCAA Rankings as of June 26, 2023

PROJECTED LINEUP

Pos.	No.	Name	Cl.	GP/GS	AVG	R	H	HR	RBI	SB
C	21	Drew Biggerstaff	R-Jr.	--/--	--	--	--	--	--	--
1B	4	Carson Bell	Gr.	--/--	--	--	--	--	--	--
2B	11	Conner Butler	Gr.	--/--	--	--	--	--	--	--
3B	14	Gavin Troutman	Gr.	--/--	--	--	--	--	--	--
SS	13	Hunter Keen	Jr.	--/--	--	--	--	--	--	--
LF	7	Zack Whitacre	Gr.	--/--	--	--	--	--	--	--
CF	1	Cameron Pittman	Jr.	--/--	--	--	--	--	--	--
RF	15	Corbin Grantham	R-Jr.	--/--	--	--	--	--	--	--
DH	41	Austin Stalker	So.	--/--	--	--	--	--	--	--

PROJECTED STARTING ROTATION

L/R	No.	Name	Cl.	App/GS	W-L	ERA	IP	K	B/AVG
RHP	3	Scott Rouse	R-Jr.	-/-	--	--	--	--	--
RHP	30	Dylan Howard	So.	-/-	--	--	--	--	--
LHP	17	Jordan Irizarry	Jr.	-/-	--	--	--	--	--

NEWS AND NOTES

SERIES HISTORY

Radford and Georgia Tech have met a total of four times with Georgia Tech leading the series 3-1. The Highlanders first met Georgia Tech in 2014 in Atlanta, Ga. for a single game where the Highlanders were able to get the 3-1 win after former pitcher Dylan Nelson pitched six hitless innings to lead the Highlanders to victory. Georgia Tech leads the series history after a 3-0 clean sweep back in 2018.

MLB POTENTIAL

Dylan Howard was recently named by D1 Baseball to be the No. 2 Big South MLB draft prospect right behind Presbyterian's Daniel Eagen.

STARTING STRONG

Raymond Ladd was named by Perfect Game as the Big South's Preseason Freshman of the Year. Raymond who is a Danville, Va. native recorded .365 AVG, 21 RBI, 6-1 pitching record, 0.32 ERA, 117 Ks, 0.83 WHIP, and .129 BAA his senior year.

FOLLOW ALONG:



2024 ROSTER

NUMERICAL

NO.	NAME	POS.	B/T	YR.	HT. / WT.	HOMETOWN/PREVIOUS SCHOOL
1	Cameron Pittman	OF	L/L	Jr.	5-10 / 170	Suffolk, Va. / Nansemond River HS
3	Scott Rouse	RHP	R/R	R-Jr.	6-0 / 175	Parma Heights, Ohio. / Ohio Dominican
4	Carson Bell	INF	L/R	Gr.	6-2 / 220	Montross, Va. / James Madison
6	Jimmy Lovelace	RHP	R/R	Fr.	6-1 / 220	Wake Forest, N.C. / Wake Forest HS
7	Zack Whitacre	INF	R/R	Gr.	5-10 / 180	Short Gap, W.V. / Potomac State CC
8	Jhonkeanu Perez	OF	L/L	R-Jr.	6-0 / 170	Hollywood, Fla. / East Georgia State
10	Jacob Flicek	RHP	R/R	Jr.	5-9 / 160	Hampton, Va. / Bethel
11	Conner Butler	INF	R/R	Gr.	5-10 / 185	Chesapeake, Va. / Roanoke College
12	William Flanagan	RHP	R/R	Gr.	6-3 / 225	Richmond, Va. / Bridgewater College
13	Hunter Keen	INF	R/R	Jr.	6-0 / 175	Palatka, Fla. / Santa Fe College
14	Gavin Troutman	SS	R/R	Gr.	5-9 / 170	Boyetown, Pa. / Lock Haven
15	Corbin Grantham	OF	R/L	Jr.	5-10 / 180	Gainesville, Fla. / Shelton State
16	Eli DeRossi	RHP	R/R	Fr.	6-3 / 200	Frederick, Md. / Urbana HS
17	Jordan Irizarry	LHP	L/L	Jr.	6-0 / 190	Virginia Beach, Va. / Patrick Henry CC
18	Ben Williams	OF	R/L	Jr.	5-10 / 185	Montpelier, Va. / Camp CC
19	Brady Whitacre	C	R/R	Fr.	5-7 / 180	Short Gap, W.V. / Potomac State CC
20	Trey Ludy	RHP/OF	R/R	Fr.	6-1 / 170	Roanoke, Va. / Cave Spring HS
21	Drew Biggerstaff	C	R/R	R-Jr.	5-9 / 175	Kent, Wash. / Everett CC
23	Mason Self	INF/RHP	R/R	Fr.	6-3 / 212	Christiansburg, Va. / Christiansburg HS
24	Zack Mallia	RHP	R/R	Sr.	6-4 / 265	Crozet, Va. / UNC Greensboro
25	Garrett Pancione	C	R/R	So.	6-0 / 205	Warrenton, Va. / Highland School
26	Brady Powell	INF	R/R	So.	5-8 / 175	Lusby, Md. / George Mason
27	Carter Seabrooke	LHP	L/L	Sr.	6-0 / 195	Peterborough, Ontario / College of Central Fla.
29	Ben Keefe	LHP	L/L	So.	6-2 / 180	Sandy Spring, Md. / Good Counsel HS
30	Dylan Howard	RHP	R/R	So.	6-2 / 210	Greenville, S.C. / P27 Academy
31	David Sande	RHP	R/R	Jr.	6-1 / 190	Raleigh, N.C. / Gaston College
32	Clay Clatterbaugh	RHP	R/R	R-So.	6-5 / 200	Christiansburg, Va. / Christiansburg HS
33	Rilan Quinones	INF	R/R	Jr.	6-3 / 220	San Antonio, Texas. / Dyersburg State
34	Tyler Sparrer	C/3B	R/R	Fr.	6-1 / 205	Christiansburg, Va. / PDG Academy
35	Eli Parks	LHP	R/L	R-Sr.	5-11 / 185	Midlothian, Va. / Liberty
36	Ian Hubbard	LHP/OF	L/L	Fr.	6-0 / 190	Oak Ridge, Tenn. / Knoxville Catholic HS
37	Andrew Steinhaus	RHP	R/R	Fr.	6-3 / 200	Middletown, Del. / Middletown HS
38	Will Rice	RHP	R/R	Jr.	6-0 / 175	Suffolk, Va. / Patrick Henry CC
39	Breckin Nace	LHP	L/L	Fr.	6-4 / 205	Forest, Va. / Jefferson Forest HS
40	Raymond Ladd	RHP	R/R	Fr.	6-6 / 240	Danville, Va. / Tunstall HS
41	Austin Stalker	OF	L/R	So.	6-3 / 215	Newtown, Pa. / Council Rock North HS
44	Drew Stanley	RHP	R/R	Jr.	6-2 / 190	Chesapeake, Va. / Louisburg College
46	Nick Petit	RHP	R/R	Sr.	6-3 / 200	Rock Hill, S.C. / South Carolina Sumter
48	Parker Shipley	LHP	L/L	Fr.	6-3 / 195	Chucky, Tenn. / Greeneville HS
	Leo Simpson	RHP	R/R	Fr.	5-11 / 185	Bethesda, Md. / Walter Johnson HS

ALPHABETICAL

NO.	NAME
4	Carson Bell
21	Drew Biggerstaff
11	Conner Butler
32	Clay Clatterbaugh
16	Eli DeRossi
12	William Flanagan
10	Jacob Flicek
15	Corbin Grantham
30	Dylan Howard
36	Ian Hubbard
17	Jordan Irizarry
29	Ben Keefe
13	Hunter Keen
40	Raymon Ladd
6	Jimmy Lovelace
20	Trey Ludy
24	Zack Mallia
39	Breckin Nace
25	Garrett Pancione
35	Eli Parks
8	Jhonkeanu Perez
46	Nick Petit
1	Cameron Pittman
26	Brady Powell
33	Rilan Quinones
38	Will Rice
3	Scott Rouse
31	David Sande
27	Carter Seabrooke
23	Mason Self
48	Parker Shipley
	Leo Simpson
34	Tyler Sparrer
41	Austin Stalker
44	Drew Stanley
37	Andrew Steinhaus
14	Gavin Troutman
19	Brady Whitacre
7	Zack Whitacre
18	Ben Williams

COACHING AND SUPPORT STAFF

NAME	POSITION	YEAR	ALMA MATER (YEAR)
Alex Guerra	Head Coach	2nd	Radford (2011)
Christian Bourne	Pitching Coach	2nd	James Madison (2019)
Billy Funk	Hitting Coach	2nd	Bluefield (Va.) (2011)
Seth Lancaster	Assistant Coach	2nd	Coastal Carolina (2018)
Korey Singh	Graduate Assistant	2nd	Norfolk State (2022)
Landon Higginson	Director of Field Operations	1st	Radford (2023)
Jennifer Norton	Strength & Conditioning Coach	6th	Florida Atlantic (2012)
John Shifflett	Athletic Trainer	12th	Averett (2007)
Allison McCoy	Academic Advisor	7th	Radford (2011)
Victor Guadarrama	Sports Information Director	1st	South Carolina (2023)

PRONUNCIATION GUIDE

3	Scott ROUSE	Rhymes with "house"
7	Zack Whitacre	WITT-uh-ker
8	Jhonkeanu PEREZ	FIRST NAME: JAWN-kee-aa-noo
10	Jacob FLICEK	FLEE-chek
16	Eli DEROSSI	De-ross-ee
17	Jordan IRIZARRY	EE-ree-zah-ree
19	Brady WHITACRE	WITT-uh-ker
20	Trey LUDY	LOO-dee
24	Zack MALLIA	MAL-yuh
25	Garrett PANCIONE	PAHN-see-ohn
31	David SANDE	Pronounced "Sandy"
32	Clay CLATTERBAUGH	CLAT-ur-baw
33	Rilan QUINONES	KWI-nohn-es
34	Tyler SPARRER	SPARE-er
37	Andrew STEINHAUS	STINE-house
39	Breckin NACE	Rhymes with "face"
HC	Alex GUERRA	GWEAR-uh

QUICK FACTS

RADFORD UNIVERSITY

Founded	1910
Location	Radford, Va.
Enrollment	11,870
President	Bret Danilowicz
Director of Athletics	Robert Lineburg
Affiliation	NCAA Division I
Conference	Big South
Nickname	Highlanders
Colors	Red (186c), Gray (427c) & White

PROGRAM HISTORY

First Season	1985
All-Time Record	830-1065-5
All-Time Big South Record	360-425
Overall Postseason Record	2-4
Last NCAA Tournament Appearance	2017
Big South Tournament Titles	2
	2015, 2017
Big South Regular Season Titles	1
	2015

COACHING STAFF

Head Coach (Season)	Alex Guerra (2nd)
Record at Radford	10-45 (2-25 Big South)
Career Record	Same
<i>Alma Mater</i>	<i>Radford '11</i>
Assistant Coach	Christian Bourne (2nd)
<i>Alma Mater</i>	<i>James Madison '19</i>
Assistant Coach	Billy Funk (2nd)
<i>Alma Mater</i>	<i>Bluefield State (Va.) '11</i>
Assistant Coach	Seth Lancaster (2nd)
<i>Alma Mater</i>	<i>Coastal Carolina '18</i>
Assistant Coach	Korey Singh (2nd)
<i>Alma Mater</i>	<i>Norfolk State '22</i>

FACILITY INFORMATION

Stadium	Sherman Carter Memorial Stadium
Field Name	Williams Field
Year Opened	2011
Capacity	800 (plus berm down LF line)
Dimensions	330-370-400-370-330

2024 PREVIEW

2023 Overall Record	10-45
2023 Big South Record (Finish)	2-25 (10th)
2023 Big South Tournament	N/A
Starting Pos. Players Returning / Lost	3/8
Starting Pitchers Returning / Lost	0/1
Newcomers	26

ATHLETICS COMMUNICATIONS

Victor Guadarrama

Sports Information Director

Office phone: (540) 831-5726
 Cell phone: (803) 529-9058
 Email: vguadarrama@radford.edu

SOCIAL MEDIA

Website	RadfordAthletics.com
Facebook	facebook.com/RadfordBaseball
X (Twitter)	@RadfordBaseball
Instagram	@radfordbaseball
Hashtags	#RiseAndDefend (general) #RWay (team specific)

BY THE NUMBERS

Overall	0-0
Home	0-0
Away	0-0
Neutral	0-0
Big South Games	0-0
Non-Conference games	0-0

On Mondays	0-0
On Tuesdays	0-0
On Wednesdays	0-0
On Thursdays	0-0
On Fridays	0-0
On Saturdays	0-0
On Sundays	0-0

In Day Games	0-0
In Night Games	0-0

vs. LH Starting Pitcher	0-0
vs. RH Starting Pitcher	0-0

Radford Scores First	0-0
Opponent Scores First	0-0

Radford Scores 0-2 Runs	0-0
Radford Scores 3-5 Runs	0-0
Radford Scores 6-9 Runs	0-0
Radford Scores 10+ Runs	0-0

Opponent Scores 0-2 Runs	0-0
Opponent Scores 3-5 Runs	0-0
Opponent Scores 6-9 Runs	0-0
Opponent Scores 10+ Runs	0-0

After 6 innings:	
Leading:	0-0
Trailing:	0-0
Tied:	0-0

After 7 innings:	
Leading:	0-0
Trailing:	0-0
Tied:	0-0

After 8 innings:	
Leading:	0-0
Trailing:	0-0
Tied:	0-0

Made 0 Errors	0-0
Made 1 Error	0-0
Made 2+ Errors	0-0
Opp. Made 0 Errors	0-0
Opp. Made 1 Error	0-0
Opp. Made 2+ Errors	0-0

Radford Doesn't Hit a HR	0-0
Radford Hits a HR	0-0

Outhitting Opp.	0-0
Out-hit by Opp.	0-0
Hits tied	0-0

1-Run Games	0-0
Walk-offs	0-0
Extra Innings (home)	0-0
Extra Innings (away)	0-0
Following a Win	0-0
Following a Loss	0-0
Come-From-Behind Wins	0

In Midweek Games	0-0
In Series Openers	0-0
In Series Finales	0-0

BY MONTH

In February	0-0
In March	0-0
In April	0-0
In May	0-0

BIG SOUTH STANDINGS

Team	Conf.	Pct.	Overall	Pct.
Charleston So.	0-0	--	0-0	--
Gardner-Webb	0-0	--	0-0	--
High Point	0-0	--	0-0	--
Longwood	0-0	--	0-0	--
Presbyterian	0-0	--	0-0	--
Radford	0-0	--	0-0	--
UNC Asheville	0-0	--	0-0	--
USC Upstate	0-0	--	0-0	--
Winthrop	0-0	--	0-0	--

THIS WEEK IN THE BIG SOUTH

<u>USC Upstate vs. Kentucky</u>
<u>Winthrop vs. Rutgers</u>
<u>UNC Asheville at Georgia</u>
<u>Charleston Southern vs. Delaware State</u>
<u>Longwood vs. Siena College</u>
<u>High Point vs. Massachusetts Lowell</u>
<u>Gardner-Webb vs. Appalachian State</u>
<u>Presbyterian vs. Saint Peter's</u>

BIG SOUTH PRESEASON POLL

1.	<u>USC Upstate (7)</u>
2.	<u>Gardner-Webb</u>
3.	<u>High Point</u>
4.	<u>Winthrop (1)</u>
5.	<u>UNC Asheville</u>
6.	<u>Presbyterian</u>
7.	<u>Charleston Southern</u>
8.	<u>Longwood</u>
9.	<u>Radford (1)</u>

2024 AWARDS AND HONORS

Raymond Ladd • Fr. • RHP

Perfect Game Big South Pre-Season Freshman of the Year (2/20)



ALEX GUERRA

HEAD COACH SECOND SEASON • RADFORD '11

YEAR-BY-YEAR RECORD

Year	Team	W-L	Conf.	Finish
2023	Radford	10-45	2-25	10th
2024	Radford	0-0	0-0	--
Total	2 seasons	10-45	2-25	--

PLAYING CAREER

Years	Team	Pos.
2007-08	Greensboro College	INF
2009-11	Radford	INF

PATH TO RADFORD



Radford
Head Coach, 2023-present



James Madison
Assistant Coach, 2016-22



Radford
Assistant Coach, 2014-15



UCF
Assistant Coach, 2012-13

COACHING STAFF

Christian Bourne
Assistant Coach, 2nd season (James Madison '19)

Billy Funk
Assistant Coach, 2nd season (Bluefield (Va.) '11)

Seth Lancaster
Assistant Coach, 2nd season (Coastal Carolina '18)

Korey Singh
Graduate Assistant, 2nd season (Norfolk '21)

Another Highlander returns home as Alex Guerra has been named Radford Baseball's seventh head coach in program history, Director of Athletics Robert Lineburg announced on Tuesday. Guerra will lead the program after spending the past seven seasons as an assistant coach and recruiting coordinator at James Madison University.

"We are delighted to have Alex Guerra return to his alma mater as the Head Baseball Coach at Radford University," said Lineburg. "Alex was an outstanding baseball player, a great leader, and a wonderful teammate during his time here at Radford. He also spent time here as an assistant coach where his work ethic and passion helped Radford Baseball achieve some of the best seasons in school history. He will bring that same energy and work ethic as the head coach and we look forward to Alex leading the Highlanders to great success."

"I want to thank President Danilowicz, Robert Lineburg and the rest of the Radford University administration for allowing me the opportunity to become the Head Baseball Coach at Radford University," said Guerra. "It is a dream come true to be the head coach at Radford, a place where I created so many great memories as a student-athlete and assistant coach. Radford University is a special place and our staff will work tirelessly to create a student-athlete experience that our players will cherish for a lifetime. I am over-whelmed by the amount of support from former players, alumni, and coaches across the state and region. I cannot wait to get started! Go Highlanders!"

Guerra emerged from an extremely competitive pool of head coaching candidates, separating himself as someone with an undeniably strong track record of success at all levels of the game and an unrelenting passion for Radford University and its community.

In his seven years on Marlin Ikenberry's staff at JMU, Guerra guided the Dukes through a complete rebuild which saw them produce strong results on the diamond and a long list of standout players. Most

recently, Guerra helped the 2022 JMU squad to a 27-26 overall record with 12 wins in the Colonial Athletic Association, their most conference wins since 2016. Seven Dukes earned all-conference honors and the team posted a .971 fielding percentage that stands as the second-highest in program history.

Notable players coached by Guerra include Chase DeLauter, who was drafted in the first round of the 2022 MLB Draft by the Cleveland Guardians, as well as Nick Zona, a 20th round selection by the Seattle Mariners in the same draft. Kevin Kelly and Fox Semones – a pair of Collegiate Baseball Freshmen All-Americans – were also coached by Guerra.

Before his time at JMU, Guerra was a part of Joe Raccuia's staff at Radford, where he had served the Highlanders as an assistant coach since 2013. At Radford, he served as the team's lead hitting coach and recruiting coordinator while working closely with the catchers on a day-to-day basis.

The Wantagh, N.Y. native oversaw the development of six all-conference position players, including a pair of selections in the Major League Baseball First-Year Player Draft and Radford's first-ever nominee for the Johnny Bench Award, given annually to the top catcher in Division I.

Prior to Radford, Guerra served as director of baseball operations at Central Florida before moving into a volunteer assistant coach position the next season. While in Orlando, he played a vital role in recruiting, budgets and travel while also coaching the outfielders and assisting with the infield, catchers and scouting reports.

Before going into coaching, Guerra played two seasons at Division III Greensboro College before transferring to Radford for his final two collegiate campaigns. As a Highlander, he batted .311 and drove in 94 runs while playing second base, short-stop and third base, tacking on 11 home runs across his junior and senior seasons.



SHERMAN CARTER MEMORIAL STADIUM

Radford University transformed its baseball program in April of 2011 by opening a brand-new stadium and making the first significant adjustment to its home park since opening in 1986. Then in 2021 the Highlanders revamped the program by installing a new turf field.

The stadium opened on April 8, 2011 when the Highlanders hosted VMI in the first game of a Big South series and changed the baseball experience in the New River Valley.

On April 29, 2017, Radford Athletics held a naming ceremony as the stadium will now be forever known as Sherman Carter Memorial Stadium. In addition to the stadium receiving a name, the field will be named in honor of Abie Williams, combining to don the name of Williams Field at Carter Memorial Stadium.

A project unlike any before in the history of Radford Athletics, the stadium was completely privately funded through the Radford University Athletics Foundation, through the efforts of the Highlander Club. It gives the program a stadium that is capable of hosting high-level competition, including the Big South Tournament.

Using structural elements of the existing facility, an 800-seat grandstand was constructed on top. Spectators are closer to the action than ever before, with the first row of red, chair-backed seats beginning three feet from the backstop. Sight lines in the grandstand are directed at the center of the field of play. In addition to the grandstand, seating is also available down the left field line on a grass berm.

A spacious main concourse level is positioned at the top of the grandstand. In addition, a new press box and state-of-the-art sound system provided the finishing touches.

For the first time ever, the Highlanders will have the capability to host night games. The stadium features lighting standards that meet the requirements of NCAA Regional Tournament host sites.

In addition to the stadium, the actual grounds and dugouts saw a complete overhaul in the fall of 2009, setting the stage for the stadium improvements. One

of the finest natural playing surfaces in the region, Carolina Green Corp. Athletic Field Construction was in charge of a project that included a new sod, a laser-graded surface of sand-based Tuckahoe bluegrass, and a new irrigation and drainage system underneath the field. New dugouts were also built to fit the changing needs of the program. Both dugouts are 74 feet long, include a deeper bench area with steps up to the field, restrooms, and expanded storage space on either side.

The artificial turf project was privately funded through an anonymous donor, broke ground in November 2020 and was completed in February 2021. FieldTurf, Inc., a world leader with over 20,000 artificial turf field installations worldwide, installed the field which replaces the natural grass surface that has been in place since the stadium's opening.

CARTER MEMORIAL STADIUM QUICK FACTS

Opened	2011
Field	Williams Field
Capacity	800 (permanent)
Dimensions	330-370-400-370-330
First Game	Apr. 8, 2011 vs. VMI
	L, 7-10
All-Time Record (at Sherman Carter)	161-136-1
All-Time Home Record	443-403-2

TOP RANKED WINS

Date	Opponent	Ranking	Result
4/19/2015	Coastal Carolina	18	W, 7-1
4/17/2015	Coastal Carolina	18	W, 4-3
5/17/2014	Liberty	21	W, 4-2

A RADFORD TEAM...

Beat a top-5 team	9-8, at No. 4 Virginia (Apr. 10, 2013)
Beat a top-10 team	9-8, at No. 4 Virginia (Apr. 10, 2013)
Beat a top-25 team	7-1, at No. 18 Coastal Carolina (Apr. 19, 2015)
Won when trailing after 8 innings	7-4, at UNC Asheville (May 10, 2019)
Scored 10 or more runs	10, at UNC Asheville (May 13, 2023)
Scored 15 or more runs	17, vs. Virginia Tech (Apr. 18, 2023)
Scored 20 or more runs	20, vs. Winthrop (Mar. 30, 2019)
Allowed 10 or more runs	13, vs. Presbyterian (May 20, 2023)
Allowed 15 or more runs	17, vs. Presbyterian (May 18, 2023)
Allowed 20 or more runs	22, at UNC Asheville (May 13, 2023)
Recorded 10 or more hits	15, at UNC Asheville (May 13, 2023)
Recorded 15 or more hits	15, at UNC Asheville (May 13, 2023)
Recorded 20 or more hits	20, at UNC Asheville (May 9, 2019)
Hit five or more doubles	6, at UNC Asheville (May 13, 2023)
Hit two or more triples	3, vs. Iona (Feb. 18, 2023)
Hit three or more home runs	3, at Western Carolina (Mar. 18, 2022)
Hit four or more home runs	4, vs. VMI (Mar. 30, 2022)
Hit back-to-back home runs	Austin Stalker and Paul Moore, 5th inn. vs. Rider (Mar. 15, 2022)
Struck out 10 or more batters	11, vs. High Point (Apr. 7, 2023)
Struck out 15 or more batters	16, vs. Iona (Feb. 18, 2023)
Walked 10 or more batters	10, at Virginia (May 10, 2023)
Shutout a team	3-0, at High Point (Apr. 16, 2022)
Was shutout	0-10, at Virginia (May 10, 2023)
Threw a no-hitter	Danny Hrbek, vs. Quinnipiac (Mar. 4, 2017)
Won on a walk-off	2-1, vs. Bucknell (Feb. 26, 2022)
Won on a walk-off home run	6-5, vs. High Point (Apr. 24, 2015)
Lost on a walk-off	5-6, at ETSU (Apr. 11, 2023)
Won in extra innings	2-1, 11 inn. vs. Bucknell (Feb. 26, 2022)
Lost in extra innings	8-11, 10 inn. vs. Charleston Southern (Apr. 15, 2023)
Played 14 or more innings	15, at No. 26 Coastal Carolina (Apr. 19, 2013)
Swept a three-game conference series	at High Point (Mar. 12-13, 2021)
Swept a three-game non-conference series	vs. Hartford (Mar. 4-5, 2023)
Swept a three-game series at home	vs. Hartford (Mar. 4-5, 2023)
Swept a three-game series on the road	at High Point (Mar. 12-13, 2021)
Won a series against a ranked opponent	at No. 18 Coastal Carolina (Apr. 17-19, 2015)
Was swept in a three-game conference series	at UNC Asheville (May 12-14, 2023)
Was swept in a three-game series at home	vs. Winthrop (May 5-7, 2023)
Won five games in a row	5 games - Mar. 3 - Mar. 10, 2020
Won 10 games in a row	15 games - Apr. 28 - May 23, 2015
Won 15 games in a row	15 games - Apr. 28 - May 23, 2015
Lost five games in a row	7 games - Apr. 29 - May 14, 2023
Lost 10 games in a row	22 games - Mar. 15 - Apr. 16, 2023
Lost 15 games in a row	22 games - Mar. 15 - Apr. 16, 2023

A RADFORD INDIVIDUAL...

Scored four or more runs in a game	Garrett Pancione and Sully Tibbs, 4 vs. Virginia Tech (Apr. 18, 2023)
Had four hits in a game	Garrett Pancione, 4 vs. Iona (Feb. 19, 2023)
Had five hits in a game	Bradlee Preap, 5 vs. Gardner-Webb (Apr. 10, 2022)
Had six or more hits in a game	Andrew Szamski, 6 vs. Winthrop (Mar. 30, 2019)
Hit two or more doubles in a game	Paul Moore, 2 vs. Winthrop (May 7, 2023)
Hit two or more triples in a game	Tristan Shoemaker, 2 vs. Iona (Feb. 18, 2023)
Hit two home runs in a game	James Taussig, 2 vs. VMI (Mar. 30, 2022)
Hit three or more home runs in a game	Zach Costello, 3 vs. Presbyterian (Apr. 1, 2011)
Hit a grand slam	Tanner Barrs, at UNC Asheville (May 14, 2023)
Hit a walk-off home run	Shane Johnsonbaugh vs. High Point (Apr. 24, 2015)
Stole two bases in a game	Zack Whitacre, 2 vs. VMI (Mar. 11, 2023)
Stole three or more bases in a game	Garrett Matheny, 3 vs. High Point (Apr. 25, 2021)
Drew three or more walks in a game	Cameron Pittman, 5 vs. Virginia Tech (Apr. 18, 2023)
Was hit by two or more pitches in a game	Julian Rojas, 2 vs. High Point (Apr. 7, 2023)
Recorded four RBI a game	Zack Mallia, 4 at UNC Asheville (May 14, 2023)
Recorded five or more RBIs in a game	Tanner Barrs, 5 at UNC Asheville (May 13, 2023)
Two players with four or more RBIs in a game	Ty Dooley (4) and James Taussig (4), vs. VMI (Mar. 30, 2022)
Led off a game with a home run	Cameron Pittman, vs. Holy Cross (Mar. 7, 2022)
Had 10 or more strikeouts in a game	Scott Rouse, 11 vs. Iona (Feb. 18, 2023)
Struck out the side in an inning	Carter Seabrooke, 9th inning vs. Iona (Feb. 17, 2023)
Pitched a no-hitter	Danny Hrbek, vs. Quinnipiac (Mar. 4, 2017)
Pitched a complete game	Zach Davidson, at High Point (Apr. 16, 2022)
Pitched a complete game shutout	Zach Davidson, at High Point (Apr. 16, 2022)



1

CAMERON PITTMAN

JR. • OF • SUFFOLK, VA. • NANSEMOND RIVER HS

CAREER STATS

Year	avg	gp-gs	ab	r	h	2b	3b	hr	rbi	tb	slg%	bb	hbp	so	gdp	ob%	sf	sh	sb-att	po	a	e	fld%
2022	.301	43-43	166	40	50	6	1	1	20	61	.367	30	5	15	1	.423	0	1	11-15	98	2	5	.952
2023	.241	27-26	108	23	26	6	0	1	10	35	.324	17	4	18	1	.364	0	0	5-6	92	2	5	.949
TOTAL	.277	70-69	274	63	76	12	1	2	30	96	.350	47	9	33	2	.400	0	1	16-21	190	4	10	.951



3

SCOTT ROUSE

R-JR. • RHP • PARMA HEIGHTS, OHIO. • OHIO DOMINICAN

CAREER STATS

Year	avg	gp-gs	ab	r	h	2b	3b	hr	rbi	tb	slg%	bb	hbp	so	gdp	ob%	sf	sh	sb-att	po	a	e	fld%
2023	.000	0-0	0	0	0	0	0	0	0	0	.000	0	0	0	0	.000	0	0	0-0	1	5	1	.857
TOTAL	.000	0-0	0	0	0	0	0	0	0	0	.000	0	0	0	0	.000	0	0	0-0	1	5	1	.857

Year	era	w-l	app	gs	cg	sho	sv	ip	h	r	er	bb	so	2b	3b	hr	bf	bavg	wp	hbp	bk	sfa	sha
2023	4.61	1-2	4	3	0	0/0	0	13.2	17	11	7	2	19	4	0	2	64	.288	1	1	0	1	1
TOTAL	4.61	1-2	4	3	0	0/0	0	13.2	17	11	7	2	19	4	0	2	64	.288	1	1	0	1	1



4

CARSON BELL

GR. • INF • MONTROSS, VA. • JAMES MADISON

CAREER STATS



6

JIMMY LOVELACE

FR. • RHP • WAKE FOREST, N.C. • WAKE FOREST HS

CAREER STATS



7 ZACK WHITACRE

GR. • INF • SHORT GAP, W.V. • POTOMAC STATE CC

CAREER STATS

Year	avg	gp-gs	ab	r	h	2b	3b	hr	rbi	tb	slg%	bb	hbp	so	gdp	ob%	sf	sh	sb-att	po	a	e	fld%
2022	.324	29-29	111	23	36	4	0	3	13	49	.441	12	1	17	1	.395	0	1	5-6	20	37	6	.905
2023	.318	54-54	211	42	67	12	2	7	33	104	.493	29	0	29	4	.397	2	1	12-21	109	26	4	.971
TOTAL	.320	83-83	322	65	103	16	2	10	46	153	.475	41	1	46	5	.396	2	2	17-27	129	63	10	.950



8 JHONKEANU PEREZ

R-JR. • OF • HOLLYWOOD, FLA. • EAST GEORGIA STATE

CAREER STATS



10 JACOB FLICEK

JR. • RHP • HAMPTON, VA. • BETHEL

CAREER STATS

Year	avg	gp-gs	ab	r	h	2b	3b	hr	rbi	tb	slg%	bb	hbp	so	gdp	ob%	sf	sh	sb-att	po	a	e	fld%
2023	.000	0-0	0	0	0	0	0	0	0	0	.000	0	0	0	0	.000	0	0	0-0	0	1	0	1.000
TOTAL	.000	0-0	0	0	0	0	0	0	0	0	.000	0	0	0	0	.000	0	0	0-0	0	1	0	1.000

Year	era	w-l	app	gs	cg	sho	sv	ip	h	r	er	bb	so	2b	3b	hr	bf	bavg	wp	hbp	bk	sfa	sha
2023	7.77	0-0	18	1	0	0/0	0	24.1	31	24	21	14	9	6	2	4	122	.316	2	4	0	6	0
TOTAL	7.77	0-0	18	1	0	0/0	0	24.1	31	24	21	14	9	6	2	4	122	.316	2	4	0	6	0



11 CONNER BUTLER

GR. • INF • CHESAPEAKE, VA. • ROANOKE COLLEGE

CAREER STATS



12 WILLIAM FLANAGAN

GR. • RHP • RICHMOND, VA. • BRIDGEWATER COLLEGE

CAREER STATS

Year	avg	gp-gs	ab	r	h	2b	3b	hr	rbi	tb	slg%	bb	hbp	so	gdp	ob%	sf	sh	sb-att	po	a	e	fld%
2022	.000	0-0	0	0	0	0	0	0	0	0	.000	0	0	0	0	.000	0	0	0-0	0	6	3	.667
TOTAL	.000	0-0	0	0	0	0	0	0	0	0	.000	0	0	0	0	.000	0	0	0-0	0	6	3	.667

Year	era	w-l	app	gs	cg	sho	sv	ip	h	r	er	bb	so	2b	3b	hr	bf	bavg	wp	hbp	bk	sfa	sha
2022	6.63	0-4	22	3	0	0/0	0	36.2	47	40	27	24	31	14	0	6	193	.299	6	6	0	4	2
TOTAL	6.63	0-4	22	3	0	0/0	0	36.2	47	40	27	24	31	14	0	6	193	.299	6	6	0	4	2



13 HUNTER KEEN

JR. • INF • PALATKA, FLA. • SANTA FE COLLEGE

CAREER STATS



14 GAVIN TROUTMAN

GR. • SS • BOYERTOWN, PA. • LOCK HAVEN

CAREER STATS



15 CORBIN GRANTHAM

R-JR. • OF • GAINESVILLE, FLA. • SHELTON STATE

CAREER STATS



16 **ELI DEROSSI**

FR. • RHP • FREDERICK, MD. • URBANA HS

CAREER STATS



17 **JORDAN IRIZARRY**

JR. • LHP • VIRGINIA BEACH, VA. • PATRICK HENRY CC

CAREER STATS



18 **BEN WILLIAMS**

JR. • OF • MONTPELIER, VA. • CAMP CC

CAREER STATS



19 **BRADY WHITACRE**

FR. • C • SHORT GAP, W.V. • POTOMAC STATE CC

CAREER STATS



20

TREY LUDY

FR. • RHP/OF • ROANOKE, VA. • CAVE SPRING HS

CAREER STATS



21

DREW BIGGERSTAFF

R-JR. • C • KENT, WASH. • EVERETT CC

CAREER STATS



23

MASON SELF

FR. • INF/RHP • CHRISTIANBURG, VA. • CHRISTIANBURG HS

CAREER STATS



24

ZACK MALLIA

SR. • RHP • CROZET, VA • UNC GREENSBORO

CAREER STATS

Year	avg	gp-gs	ab	r	h	2b	3b	hr	rbi	tb	slg%	bb	hbp	so	gdp	ob%	sf	sh	sb-att	po	a	e	fld%
2023	.226	10-7	31	3	7	2	2	1	6	16	.516	2	2	17	2	.314	0	0	0-0	10	2	1	.923
TOTAL	.226	10-7	31	3	7	2	2	1	6	16	.516	2	2	17	2	.314	0	0	0-0	10	2	1	.923

Year	era	w-l	app	gs	cq	sho	sv	ip	h	r	er	bb	so	2b	3b	hr	bf	bavg	wp	hbp	bk	sfa	sha
2023	14.20	0-4	24	3	0	0/0	3	32.1	44	60	51	45	48	10	0	10	191	.319	14	5	0	2	1
TOTAL	14.20	0-4	24	3	0	0/0	3	32.1	44	60	51	45	48	10	0	10	191	.319	14	5	0	2	1



25

GARRETT PANCIONE

SO. • C • WARRENTON, VA. • HIGHLAND SCHOOL

CAREER STATS

Year	avg	gp-gs	ab	r	h	2b	3b	hr	rbi	tb	slg%	bb	hbp	so	gdp	ob%	sf	sh	sb-att	po	a	e	fld%
2023	.228	46-45	162	13	37	5	0	2	27	48	.296	17	4	39	4	.310	4	0	0-1	301	24	11	.967
TOTAL	.228	46-45	162	13	37	5	0	2	27	48	.296	17	4	39	4	.310	4	0	0-1	301	24	11	.967



26

BRADY POWELL

SO. • INF • LUSBY, MD. • GEORGE MASON

CAREER STATS

Year	avg	gp-gs	ab	r	h	2b	3b	hr	rbi	tb	slg%	bb	hbp	so	gdp	ob%	sf	sh	sb-att	po	a	e	fld%
2023	.000	0-0	0	0	0	0	0	0	0	0	.000	0	0	0	0	.000	0	0	0-0	0	2	1	.667
TOTAL	.000	0-0	0	0	0	0	0	0	0	0	.000	0	0	0	0	.000	0	0	0-0	0	2	1	.667



27

CARTER SEABROOKE

SR. • LHP • PETERBOROUGH, ONTARIO. • COLLEGE OF CENTRAL FLORIDA

CAREER STATS

Year	avg	gp-gs	ab	r	h	2b	3b	hr	rbi	tb	slg%	bb	hbp	so	gdp	ob%	sf	sh	sb-att	po	a	e	fld%
2023	.000	0-0	0	0	0	0	0	0	0	0	.000	0	0	0	0	.000	0	0	0-0	0	2	1	.667
TOTAL	.000	0-0	0	0	0	0	0	0	0	0	.000	0	0	0	0	.000	0	0	0-0	0	2	1	.667

Year	era	w-l	app	gs	cq	sho	sv	ip	h	r	er	bb	so	2b	3b	hr	bf	bavg	wp	hbp	bk	sfa	sha
2023	5.51	0-2	14	3	0	0/0	0	32.2	24	24	20	31	32	4	2	2	156	.202	8	4	0	2	0
TOTAL	5.51	0-2	14	3	0	0/0	0	32.2	24	24	20	31	32	4	2	2	156	.202	8	4	0	2	0



29

BEN KEEFFE

SO. • LHP • SANDY SPRING, MD. • GOOD COUNSEL

CAREER STATS

Year	avg	gp-gs	ab	r	h	2b	3b	hr	rbi	tb	slg%	bb	hbp	so	gdp	ob%	sf	sh	sb-att	po	a	e	fld%
2023	.000	0-0	0	0	0	0	0	0	0	0	.000	0	0	0	0	.000	0	0	0-0	1	7	1	.889
TOTAL	.000	0-0	0	0	0	0	0	0	0	0	.000	0	0	0	0	.000	0	0	0-0	1	7	1	.889

Year	era	w-l	app	gs	cq	sho	sv	ip	h	r	er	bb	so	2b	3b	hr	bf	bavg	wp	hbp	bk	sfa	sha
2023	14.77	0-2	13	2	0	0/0	0	17.2	42	33	29	12	15	10	2	1	107	.467	3	0	2	2	3
TOTAL	14.77	0-2	13	2	0	0/0	0	17.2	42	33	29	12	15	10	2	1	107	.467	3	0	2	2	3



30

DYLAN HOWARD

SO. • RHP • GREENVILLE, S.C. • P27 ACADEMY

CAREER STATS

Year	avg	gp-gs	ab	r	h	2b	3b	hr	rbi	tb	slg%	bb	hbp	so	gdp	ob%	sf	sh	sb-att	po	a	e	fld%
2023	.000	0-0	0	0	0	0	0	0	0	0	.000	0	0	0	0	.000	0	0	0-0	3	12	0	1.000
TOTAL	.000	0-0	0	0	0	0	0	0	0	0	.000	0	0	0	0	.000	0	0	0-0	3	12	0	1.000

Year	era	w-l	app	gs	cg	sho	sv	ip	h	r	er	bb	so	2b	3b	hr	bf	bavg	wp	hbp	bk	sfa	sha
2023	6.99	2-10	15	14	0	0/0	0	67.0	103	68	52	14	62	24	2	14	326	.346	8	7	0	0	7
TOTAL	6.99	2-10	15	14	0	0/0	0	67.0	103	68	52	14	62	24	2	14	326	.346	8	7	0	0	7



31

DAVID SANDE

JR. • RHP • RALEIGH, N.C. • GASTON COLLEGE

CAREER STATS

Year	avg	gp-gs	ab	r	h	2b	3b	hr	rbi	tb	slg%	bb	hbp	so	gdp	ob%	sf	sh	sb-att	po	a	e	fld%
2023	.000	0-0	0	0	0	0	0	0	0	0	.000	0	0	0	0	.000	0	0	0-0	0	3	1	.750
TOTAL	.000	0-0	0	0	0	0	0	0	0	0	.000	0	0	0	0	.000	0	0	0-0	0	3	1	.750

Year	era	w-l	app	gs	cg	sho	sv	ip	h	r	er	bb	so	2b	3b	hr	bf	bavg	wp	hbp	bk	sfa	sha
2023	8.28	0-3	13	6	0	0/0	0	29.1	35	30	27	24	16	9	4	6	149	.304	1	5	0	1	4
TOTAL	8.28	0-3	13	6	0	0/0	0	29.1	35	30	27	24	16	9	4	6	149	.304	1	5	0	1	4



32

CLAY CLATTERBAUGH

R-SO. • RHP • CHRISTIANBURG, VA. • CHRISTIANBURG HS

CAREER STATS

Year	avg	gp-gs	ab	r	h	2b	3b	hr	rbi	tb	slg%	bb	hbp	so	gdp	ob%	sf	sh	sb-att	po	a	e	fld%
2023	.000	0-0	0	0	0	0	0	0	0	0	.000	0	0	0	0	.000	0	0	0-0	0	3	1	.750
TOTAL	.000	0-0	0	0	0	0	0	0	0	0	.000	0	0	0	0	.000	0	0	0-0	0	3	1	.750

Year	era	w-l	app	gs	cg	sho	sv	ip	h	r	er	bb	so	2b	3b	hr	bf	bavg	wp	hbp	bk	sfa	sha
2023	8.28	0-3	13	6	0	0/0	0	29.1	35	30	27	24	16	9	4	6	149	.304	1	5	0	1	4
TOTAL	8.28	0-3	13	6	0	0/0	0	29.1	35	30	27	24	16	9	4	6	149	.304	1	5	0	1	4



33

RILAN QUINONES

JR. • INF • SAN ANTONIO, TEXAS. • DYERSBURG STATE

CAREER STATS



34

TYLER SPARRER

FR. • C/3B • CHRISTIANSBURG, VA. • PDG ACADEMY

CAREER STATS



35

ELI PARKS

R-SR. • LHP • MIDLOTHIAN, VA. • LIBERTY

CAREER STATS

Year	era	w-l	app	gs	cg	sho	sv	ip	h	r	er	bb	so	2b	3b	hr	bf	bavg	wp	hbp	bk	sfa	sha
2023	20.25	0-1	3	1	0	0/0	0	4.0	9	9	9	1	3	3	0	3	23	.450	0	2	0	0	0
TOTAL	20.25	0-1	3	1	0	0/0	0	4.0	9	9	9	1	3	3	0	3	23	.450	0	2	0	0	0



36

IAN HUBBARD

FR. • LHP/OF • OAK RIDGE, TENN. • KNOXVILLE CATHOLIC HS

CAREER STATS



37

ANDREW STEINHAUS

FR. • RHP • MIDDLETOWN, DEL. • MIDDLETOWN HS

CAREER STATS



38

WILL RICE

JR. • RHP • SUFFOLK, VA. • PATRICK HENRY CC

CAREER STATS



39

BRECKIN NACE

FR. • LHP • FOREST, VA. • JEFFERSON FOREST HS

CAREER STATS



40

RAYMOND LADD

FR. • RHP • DANVILLE, VA. • TUNSTALL HS

CAREER STATS



41

AUSTIN STALKER

SO. • OF • NEWTON, PA. • COUNCIL ROCK NORTH

CAREER STATS

Year	avg	gp-gs	ab	r	h	2b	3b	hr	rbi	tb	slg%	bb	hbp	so	gdp	ob%	sf	sh	sb-att	po	a	e	fld%
2023	.265	39-26	113	21	30	5	0	3	15	44	.389	20	3	33	2	.384	2	0	8-10	21	0	4	.840
TOTAL	.265	39-26	113	21	30	5	0	3	15	44	.389	20	3	33	2	.384	2	0	8-10	21	0	4	.840



44

DREW STANLEY

JR. • RHP • CHESAPEAKE, VA. • LOUISBURG COLLEGE

CAREER STATS



46

NICK PETIT

R-JR. • RHP • ROCK HILL, S.C. • UNIVERSITY OF SOUTH CAROLINA SUMTER

CAREER STATS



48

PARKER SHIPLEY

FR. • LHP • CHUCKEY, TENN. • GREENEVILLE HS

CAREER STATS



--

LEO SIMPSON

FR. • RHP • BETHESDA, MD. • WALTER JOHNSON HS

CAREER STATS

GAME-BY-GAME STARTERS BY POSITION

DATE	OPPONENT	C	1B	2B	3B	SS	LF	CF	RF	SP
Feb. 16	at Georgia Tech	--	--	--	--	--	--	--	--	--
Feb. 17	at Georgia Tech	--	--	--	--	--	--	--	--	--
Feb. 18	at Georgia Tech	--	--	--	--	--	--	--	--	--
Feb. 23	Le Moyne	--	--	--	--	--	--	--	--	--
Feb. 24	Le Moyne	--	--	--	--	--	--	--	--	--
Feb. 25	Le Moyne	--	--	--	--	--	--	--	--	--
Feb. 27	Virginia Tech	--	--	--	--	--	--	--	--	--
Mar. 1	Long Island	--	--	--	--	--	--	--	--	--
Mar. 2	Long Island	--	--	--	--	--	--	--	--	--
Mar. 3	Long Island	--	--	--	--	--	--	--	--	--
Mar. 6	VMI	--	--	--	--	--	--	--	--	--
Mar. 8	at Georgia Southern	--	--	--	--	--	--	--	--	--
Mar. 9	at Georgia Southern	--	--	--	--	--	--	--	--	--
Mar. 10	at Georgia Southern	--	--	--	--	--	--	--	--	--
Mar. 12	Notre Dame	--	--	--	--	--	--	--	--	--
Mar. 13	Notre Dame	--	--	--	--	--	--	--	--	--
Mar. 15	Marist	--	--	--	--	--	--	--	--	--
Mar. 16	Marist	--	--	--	--	--	--	--	--	--
Mar. 17	Marist	--	--	--	--	--	--	--	--	--
Mar. 19	at VMI	--	--	--	--	--	--	--	--	--
Mar. 22	USC Upstate	--	--	--	--	--	--	--	--	--
Mar. 23	USC Upstate	--	--	--	--	--	--	--	--	--
Mar. 24	USC Upstate	--	--	--	--	--	--	--	--	--
Mar. 26	at James Madison	--	--	--	--	--	--	--	--	--
Mar. 28	at High Point	--	--	--	--	--	--	--	--	--
Mar. 29	at High Point	--	--	--	--	--	--	--	--	--
Mar. 30	at High Point	--	--	--	--	--	--	--	--	--
Apr. 2	James Madison	--	--	--	--	--	--	--	--	--
Apr. 5	at Presbyterian	--	--	--	--	--	--	--	--	--
Apr. 6	at Presbyterian	--	--	--	--	--	--	--	--	--
Apr. 7	at Presbyterian	--	--	--	--	--	--	--	--	--
Apr. 9	ETSU	--	--	--	--	--	--	--	--	--
Apr. 12	UNC Asheville	--	--	--	--	--	--	--	--	--
Apr. 13	UNC Asheville	--	--	--	--	--	--	--	--	--
Apr. 14	UNC Asheville	--	--	--	--	--	--	--	--	--
Apr. 16	at Virginia Tech	--	--	--	--	--	--	--	--	--
Apr. 17	at ETSU	--	--	--	--	--	--	--	--	--
Apr. 19	at UNC Greensboro	--	--	--	--	--	--	--	--	--
Apr. 20	at UNC Greensboro	--	--	--	--	--	--	--	--	--
Apr. 21	at UNC Greensboro	--	--	--	--	--	--	--	--	--
Apr. 24	at Queens (N.C.)	--	--	--	--	--	--	--	--	--
Apr. 26	Gardner-Webb	--	--	--	--	--	--	--	--	--
Apr. 27	Gardner-Webb	--	--	--	--	--	--	--	--	--
Apr. 28	Gardner-Webb	--	--	--	--	--	--	--	--	--
May 3	at Winthrop	--	--	--	--	--	--	--	--	--
May 4	at Winthrop	--	--	--	--	--	--	--	--	--
May 5	at Winthrop	--	--	--	--	--	--	--	--	--
May 10	at Charleston So.	--	--	--	--	--	--	--	--	--
May 11	at Charleston So.	--	--	--	--	--	--	--	--	--
May 12	at Charleston So.	--	--	--	--	--	--	--	--	--
May 16	Longwood	--	--	--	--	--	--	--	--	--
May 17	Longwood	--	--	--	--	--	--	--	--	--
May 18	Longwood	--	--	--	--	--	--	--	--	--
		--	--	--	--	--	--	--	--	--
		--	--	--	--	--	--	--	--	--

2024 TEAM STATISTICS

**2023 Radford Baseball
Overall Statistics for Radford (as of May 15, 2023)
(All games Sorted by Batting avg)**

Record: 9-43 Home: 7-20 Away: 2-23 Big South: 1-23

Player	avg	at-bats	r	h	2B	3B	hr	rbi	bb	slr%	obp%	ops	stolen bases	caught stealing	avg	a	e	ERA%					
7 WHITACRE, Zack	.306	31-31	197	41	60	11	2	6	30	93	.472	29	0	27	4	.390	2	1	12-19	106	18	4	.969
41 STALKER, Austin	.276	37-24	105	20	29	4	0	3	15	42	.400	19	3	31	1	.395	2	0	8-10	16	0	4	.800
23 ROJAS, Julian	.274	48-48	164	25	45	12	0	8	39	61	.494	24	13	47	1	.398	5	0	3-4	131	15	3	.960
2 SPENCER, Avery	.255	34-26	110	12	28	5	2	0	15	37	.336	2	4	23	1	.291	1	3	3-4	29	70	7	.934
22 BARRS, Tanner	.248	43-42	163	22	38	7	0	5	25	60	.392	20	5	41	2	.350	2	0	0-1	244	34	7	.974
15 TIBBS, Sully	.235	48-47	162	21	38	5	0	0	12	43	.265	18	3	36	5	.319	2	3	1-2	98	80	8	.957
25 PANCIONE, Garrett	.234	44-43	164	13	36	5	0	2	27	47	.306	17	4	39	4	.318	4	0	0-1	282	22	9	.971
37 MOORE, Paul	.223	41-36	121	20	27	7	0	4	17	46	.380	13	5	46	0	.319	2	0	5-5	68	2	6	.921
6 BURTON, Ty	1.000	2-1	1	2	1	0	0	0	0	1	1.000	1	1	0	0	1.000	0	0	0-0	1	10	0	1.000
14 SHOEMAKER, Tishen	.294	19-19	61	15	15	0	2	1	7	22	.481	17	1	15	1	.471	1	2	7-9	15	42	9	.864
24 MALLIA, Zack	.250	9-6	28	3	7	2	2	1	6	16	.571	2	1	14	2	.323	0	0	0-0	10	2	1	.923
35 BRAZELL, Brennan	.236	28-21	72	11	17	6	0	1	5	26	.361	12	6	24	2	.399	0	0	1-2	21	51	9	.899
1 PITTMAN, Cameron	.232	25-24	99	21	23	5	0	1	9	31	.313	17	4	15	1	.367	0	0	5-6	85	2	4	.956
16 LEVERE, Miles	.228	31-31	101	17	23	7	0	2	11	36	.366	13	4	27	1	.339	0	1	2-5	38	58	18	.888
3 HENRY, Peyton	.220	28-25	91	8	20	5	0	0	11	25	.275	8	1	25	2	.290	0	2	3-5	27	0	3	.900
13 GILMORE, Ronen	.160	32-24	100	9	15	6	0	3	10	30	.300	5	1	35	3	.196	1	1	0-0	141	17	5	.989
10 DANSBERRY, Bryson	.111	11-2	9	3	1	0	0	0	0	1	.111	3	2	5	0	.429	0	0	0-0	9	0	2	.818
18 VONGEDERT, Luke	.000	1-0	1	0	0	0	0	0	0	0	.000	0	0	0	0	.000	0	0	0-0	8	5	3	.625
36 HAGE, Wyatt	.000	1-0	1	0	0	0	0	0	0	0	.000	0	0	0	0	.000	0	0	0-0	2	1	0	1.000
Totals	.246	52	1720	263	423	87	8	37	239	637	.370	220	58	450	30	.347	22	13	50-73	1323	449	101	.946
Opponents	.321	52	1861	529	598	142	15	72	467	986	.530	289	83	394	20	.428	36	29	101-117	1362	462	60	.968

LOB - Team (408), Opp (446), DPs turned - Team (29), Opp (36), IBB - Team (2), BARRS, T. 1, STALKER, A. 1, Opp (3), Picked off - ROJAS, J. 2, HENRY, P. 1, PANCIONE, G. 1, STALKER, A. 1, WHITACRE, Z. 1, PITTMAN, C. 1.

(All games Sorted by Earned run avg)

Player	era	w-l	inn	so	oa	era	ip	h	r	er	bb	so	2B	3B	hr	b/9	wh	ho	bl	ef	sh
6 BURTON, Ty	6.02	3-6	28	6	0	0/0	61.1	77	47	41	15	53	17	1	2	.306	4	15	0	4	7
30 HOWARD, Dylan	7.11	1-10	14	13	0	0/0	62.0	95	65	49	14	60	23	1	13	.342	8	7	0	0	5
28 HIGGERSON, Landon	7.71	1-4	35	2	0	0/0	68.1	58	62	50	38	45	14	1	8	.260	9	11	0	5	3
33 ROUSE, Scott	4.61	1-2	4	3	0	0/0	13.2	17	11	7	2	19	4	0	2	.288	1	1	0	1	1
27 SEABROOKE, Carter	5.51	0-2	14	3	0	0/0	32.2	24	24	20	31	32	4	2	2	.202	8	4	0	2	0
16 VONGEDERT, Luke	7.20	1-4	14	8	0	0/0	35.0	49	38	28	19	34	14	1	3	.331	7	4	1	5	2
31 WILLIAMS, Collin	7.94	0-1	4	2	0	0/0	5.2	6	6	5	7	6	0	0	2	.273	1	0	0	0	0
25 CLATTERBAUGH, Clay	8.28	0-3	13	6	0	0/0	29.1	35	30	27	24	16	9	4	6	.304	1	5	0	1	4
11 FLICEK, Jacob	8.72	0-0	17	1	0	0/0	21.2	30	24	21	12	8	6	2	4	.337	2	4	0	6	0
36 HAGE, Wyatt	9.00	0-0	9	0	0	0/0	11.0	10	13	11	9	6	4	0	3	.233	2	3	0	0	0
21 KADLECIC, Gannon	10.06	1-0	15	0	0	0/0	17.0	23	23	19	18	16	5	0	1	.329	8	5	0	1	1
35 BRAZELL, Brennan	12.46	0-0	3	0	0	0/0	4.1	10	6	6	5	2	4	0	2	.465	0	1	0	0	0
8 SEITZ, Foster	13.35	1-4	22	3	0	0/0	29.2	54	53	44	25	23	11	1	6	.386	7	11	0	5	1
24 MALLIA, Zack	14.26	0-3	22	2	0	0/0	29.2	42	64	47	39	41	10	0	9	.331	12	5	0	2	1
29 KEEFE, Ben	14.88	0-2	12	2	0	0/0	16.1	40	31	27	10	14	9	2	1	.476	3	0	2	2	3
17 PARKS, EN	20.25	0-1	3	1	0	0/0	4.0	9	9	9	1	3	3	0	3	.460	0	2	0	0	0
19 CALVERIC, Luke	23.14	0-1	12	0	0	0/0	9.1	17	30	24	19	6	4	0	5	.415	6	5	0	2	1
0 HORTON, Tyler	99.00	0-0	1	0	0	0/0	0.0	2	3	3	1	0	1	0	0	1.000	0	0	0	0	0
Totals	8.94	9-43	52	52	0	0/0	441.0	598	529	438	289	384	142	15	72	.321	79	83	3	36	29
Opponents	4.42	43-9	52	52	0	4/4	454.0	423	263	223	220	450	87	8	37	.246	52	58	2	22	13

PB - Team (18), PANCIONE, G. 14, ROJAS, J. 4, Opp (14), Pickoffs - Team (2), ROJAS, J. 1, FLICEK, J. 1, Opp (7), SBA/ATT - PANCIONE, G. (88-92), ROJAS, J. (17-22), SEABROOKE, C. (18-14), HOWARD, D. (11-14), MALLIA, Z. (19-19), BURTON, T. (10-11), SEITZ, F. (9-9), VONGEDERT (6-8), CLATTERBAUGH (6-7), FLICEK, J. (7-7), HIGGERSON, L. (2-6), CALVERIC, L. (6-6), KEEFE, B. (5-5), WILLIAMS, C. (4-5), KADLECIC, G. (3-4), HAGE, W. (3-4), PARKS, E. (2-2), ROUSE, S. (1-1), BRAZELL, B. (1-1), HORTON, T. (1-1).

2024 GAME-BY-GAME HITTING

2023 Radford Baseball
Team Game-by-Game for Radford (as of May 15, 2023)
Batting (All games)

Date	Opponent	ab	r	h	bb	2b	3b	hr	rbi	bb	bbi	ob	cs	lge	sc	sf	slp	k	po	e	lob	avg	
Feb 17	IOWA	33	1	6	1	1	0	0	7	7	0	1	1	4	0	0	0	12	27	12	1	16	.182
Feb 18	IOWA	36	9	14	9	1	3	1	24	3	0	4	1	1	0	1	0	11	27	8	3	8	.290
Feb 19	IOWA	34	11	11	10	4	0	1	18	7	0	4	0	2	0	1	0	12	27	11	1	9	.301
Feb 21	at North Carolina	30	2	4	2	1	0	1	8	4	0	0	1	0	0	1	1	15	24	6	3	6	.263
Feb 24	WAGNER	29	3	7	3	2	0	0	5	3	0	0	1	1	2	0	1	5	27	14	2	5	.258
Feb 24	WAGNER	29	2	3	2	1	0	0	4	8	0	0	0	1	0	0	1	10	27	11	2	9	.236
Feb 25	WAGNER	33	7	9	7	3	0	2	18	8	0	2	2	4	0	1	1	7	27	18	3	12	.241
Feb 28	at Virginia Tech	34	2	7	2	3	0	0	10	3	0	0	0	0	0	0	0	14	24	5	1	8	.236
Mar 01	at NC State	37	7	10	7	1	0	0	11	3	0	2	0	1	0	0	0	8	24	6	0	7	.241
Mar 04	HARTFORD	25	4	7	4	2	0	2	15	0	0	1	0	1	0	1	0	5	21	5	0	5	.244
Mar 04	HARTFORD	35	13	13	13	5	0	0	18	5	0	2	1	2	1	0	0	2	27	11	0	6	.256
Mar 05	HARTFORD	33	7	11	6	1	0	0	12	7	0	4	1	0	0	2	0	4	27	6	3	11	.263
Mar 07	at Marshall	33	2	7	2	3	1	0	12	5	0	0	0	2	0	1	0	10	24	6	2	12	.258
Mar 10	VMI	36	9	12	9	2	1	1	19	2	0	2	0	1	0	0	0	7	27	13	2	6	.265
3/11/2023	at VMI	25	7	6	6	1	0	0	7	7	0	4	0	2	3	1	0	9	21	5	3	11	.263
3/11/2023	at VMI	36	7	12	7	3	0	1	18	5	0	0	0	0	0	0	0	7	22	9	3	10	.268
Mar 15	RIDER	30	3	9	3	1	0	2	16	4	0	1	1	1	1	0	2	3	27	15	2	6	.270
Mar 18	at Western Carolina	36	8	12	7	0	0	3	21	3	0	2	1	0	1	1	0	5	26	6	0	6	.274
Mar 18	at Western Carolina	32	3	6	3	3	0	1	12	1	0	0	0	0	0	0	1	10	24	11	1	3	.269
Mar 19	at Western Carolina	29	0	3	0	0	0	0	3	4	0	1	0	0	0	0	0	11	24	10	2	6	.262
Mar 21	JMU	36	6	12	4	4	1	0	18	2	0	1	1	0	0	1	1	8	27	6	2	6	.265
Mar 24	CAMPBELL	30	2	4	0	0	0	0	4	5	0	0	0	0	0	0	1	6	27	7	3	6	.260
Mar 25	CAMPBELL	36	6	9	5	1	0	1	13	2	0	0	0	3	0	1	1	8	27	11	2	9	.258
Mar 26	CAMPBELL	34	4	8	4	2	0	1	13	4	0	0	0	0	0	0	1	11	27	9	2	7	.258
Mar 28	ETSU	33	4	6	3	3	0	1	12	5	0	2	0	1	0	0	0	11	27	6	2	11	.255
Mar 31	at Gardner-Webb	31	4	6	2	1	0	0	7	5	0	0	0	2	0	1	2	11	24	9	4	8	.253
Apr 01	at Gardner-Webb	28	0	4	0	0	0	0	4	4	0	0	1	0	0	0	2	11	24	9	2	5	.248
Apr 02	at Gardner-Webb	35	3	7	2	1	0	1	11	1	0	0	0	0	0	0	0	11	25	9	0	6	.248
Apr 04	at Charlotte	22	0	3	0	0	0	0	3	1	0	0	0	1	0	0	2	10	19	6	0	3	.245
Apr 05	HIGH POINT	36	7	8	6	0	0	2	14	6	0	2	1	1	0	0	0	9	27	9	5	9	.244
Apr 07	HIGH POINT	32	4	7	4	2	0	1	12	7	0	0	1	3	0	0	0	9	27	18	5	11	.243
Apr 08	HIGH POINT	33	6	8	5	0	0	1	11	6	0	1	1	3	2	0	1	6	27	13	1	11	.243
Apr 11	at ETSU	34	5	10	5	2	0	1	15	2	0	0	1	1	0	0	2	8	26	7	0	5	.245
Apr 12	at JMU	33	3	7	2	2	0	1	12	1	0	0	1	1	0	0	0	7	24	10	0	5	.244
Apr 15	CHARLESTON SOUTH	34	3	11	3	2	0	1	16	1	0	0	0	1	1	0	3	4	27	11	2	7	.246
Apr 15	CHARLESTON SOUTH	35	8	8	7	2	1	1	15	7	0	1	0	1	0	2	0	12	30	9	3	7	.246
Apr 16	CHARLESTON SOUTH	38	7	11	7	1	0	1	15	3	0	0	0	1	0	1	0	6	27	11	1	9	.247
Apr 18	VIRGINIA TECH	39	16	14	13	0	0	1	17	11	0	3	1	2	0	0	1	5	27	2	1	12	.251
Apr 21	at USC Upstate	33	2	6	2	2	0	1	11	3	0	1	0	1	0	0	0	9	24	6	2	11	.249
Apr 22	at USC Upstate	29	1	2	0	0	0	0	2	1	0	0	0	2	0	0	0	12	24	7	5	4	.245
Apr 23	at USC Upstate	41	10	15	10	2	0	1	20	4	0	0	0	0	0	1	2	10	24	5	2	9	.249
Apr 25	ETSU	28	3	4	2	1	0	1	8	5	0	1	0	1	1	1	1	9	27	11	0	6	.246
Apr 28	at Longwood	35	1	7	1	1	0	0	6	4	0	1	0	0	0	0	0	12	24	5	2	11	.245
Apr 29	at Longwood	36	5	11	5	3	0	0	14	4	0	1	1	0	0	0	0	7	27	10	0	8	.247
Apr 29	at Longwood	31	4	5	4	2	0	0	7	5	0	0	0	2	0	1	0	7	24	15	2	11	.245
May 05	WINTHROP	32	2	4	1	0	0	0	4	4	0	2	0	3	0	0	1	9	27	15	0	10	.242
May 06	WINTHROP	38	11	11	11	2	0	1	16	9	0	0	0	1	0	0	1	7	27	18	5	18	.244
May 07	WINTHROP	34	5	11	4	3	0	0	14	3	0	1	1	1	0	0	1	8	26	14	3	9	.245
May 10	at Virginia	31	0	4	0	0	0	0	4	1	0	1	1	0	0	0	0	12	24	6	3	5	.243
May 12	at UNC Asheville	32	5	8	5	3	0	0	11	6	0	2	2	0	0	1	0	7	24	4	3	7	.243
May 13	at UNC Asheville	41	10	15	10	6	1	2	29	3	0	0	0	1	1	1	0	9	24	18	3	18	.246
May 14	at UNC Asheville	34	9	8	9	1	0	2	15	6	2	0	0	2	0	1	0	12	24	6	2	7	.246
Totals		1720	263	423	288	87	8	37	637	228	2	50	23	58	13	22	30	450	1383	449	101	408	.246

2024 GAME-BY-GAME PITCHING

2023 Radford Baseball
Team Game-by-Game for Radford (as of May 15, 2023)
Pitching (All games)

Date	Opponent	ip	h	r	er	bb	so	2b	3b	hr	wp	bk	lbp	dp	sh	score	w-l	sv	era
Feb 17	IONA	9.0	7	3	3	2	15	1	0	0	0	0	1	0	0	1-3	0-1	0	3.00
Feb 18	IONA	9.0	5	2	0	1	16	1	0	1	1	0	1	0	0	9-2	1-1	0	1.50
Feb 19	IONA	9.0	7	6	5	9	13	2	1	0	0	0	1	2	0	11-6	2-1	0	2.67
Feb 21	at North Carolina	8.0	12	14	9	9	8	1	0	0	3	0	2	0	0	2-14	2-2	0	4.37
Feb 24	WAGNER	9.0	11	7	4	2	7	2	1	0	0	0	0	0	0	3-7	2-3	0	4.30
Feb 24	WAGNER	9.0	10	11	11	4	7	4	0	0	1	0	5	0	0	2-11	2-4	0	5.43
Feb 25	WAGNER	9.0	21	14	13	3	5	5	0	1	3	1	1	2	0	7-14	2-5	0	6.53
Feb 28	at Virginia Tech	8.0	17	17	17	10	7	4	0	3	0	0	2	0	0	2-17	2-6	0	7.97
Mar 01	at NC State	8.0	8	9	9	8	5	3	1	1	0	0	3	1	0	7-9	2-7	0	8.19
Mar 04	HARTFORD	7.0	6	2	2	0	8	1	0	1	0	0	0	0	0	4-2	3-7	1	7.73
Mar 04	HARTFORD	9.0	8	2	2	1	13	0	0	0	1	0	1	1	0	13-2	4-7	1	7.18
Mar 05	HARTFORD	9.0	6	5	2	3	14	1	0	0	2	0	0	1	0	7-5	4-7	2	6.73
Mar 07	at Marshall	8.0	15	11	11	8	5	6	0	1	0	0	2	1	0	2-11	5-8	2	7.14
Mar 10	VMI	9.0	10	8	6	5	12	5	1	0	1	0	0	1	0	9-8	6-8	3	7.05
3/11/2023	at VMI	7.0	10	6	3	1	9	3	0	2	1	0	2	0	0	7-6	7-8	4	6.87
3/11/2023	at VMI	7.1	13	17	13	13	5	3	0	3	3	0	4	1	0	7-17	7-9	4	7.97
Mar 15	RIDER	9.0	5	5	3	5	1	1	0	0	1	0	2	2	0	3-5	7-10	4	7.10
Mar 18	at Western Carolina	8.2	14	9	9	3	10	2	0	3	1	0	0	0	0	8-9	7-11	4	7.22
Mar 18	at Western Carolina	8.0	8	4	3	3	6	2	0	2	0	0	1	1	0	3-4	7-12	4	7.03
Mar 19	at Western Carolina	8.0	13	9	9	5	6	3	0	1	4	0	2	1	0	0-9	7-13	4	7.18
Mar 21	JMU	9.0	7	0	7	2	9	0	0	2	0	0	5	0	0	6-8	7-14	4	7.17
*Mar 24	CAMPBELL	9.0	10	13	11	7	6	1	0	5	0	0	1	0	0	2-13	7-15	4	7.35
*Mar 25	CAMPBELL	9.0	20	25	18	10	10	7	0	5	2	0	4	1	0	6-25	7-16	4	7.85
*Mar 26	CAMPBELL	9.0	18	22	19	9	7	4	2	3	2	0	3	1	0	4-22	7-17	4	8.34
Mar 28	ETSU	9.0	12	9	9	8	9	2	1	2	0	0	1	0	0	4-9	7-18	4	8.37
*Mar 31	at Gardner-Webb	8.0	4	14	9	10	9	1	1	1	4	0	3	0	0	4-14	7-19	4	8.43
*Apr 01	at Gardner-Webb	8.0	18	16	9	3	9	4	1	4	0	0	0	0	0	0-16	7-20	4	8.49
*Apr 02	at Gardner-Webb	8.1	9	4	4	5	6	0	0	2	0	0	1	0	1	3-4	7-21	4	8.34
Apr 04	at Charlotte	6.1	10	18	10	8	4	3	0	3	2	0	0	1	0	0-10	7-22	4	8.50
*Apr 05	HIGH POINT	9.0	14	12	9	8	7	2	0	0	4	1	2	0	0	7-12	7-23	4	8.51
*Apr 07	HIGH POINT	9.0	10	7	5	7	11	2	0	1	1	0	1	1	0	4-7	7-24	4	8.39
*Apr 08	HIGH POINT	9.0	14	8	7	6	9	4	0	1	1	0	1	0	0	6-8	7-25	4	8.35
Apr 11	at ETSU	8.2	8	6	6	4	7	2	0	1	2	0	2	1	0	5-6	7-26	4	8.28
Apr 12	at JMU	8.0	10	9	9	5	7	5	1	0	0	0	3	0	0	3-9	7-27	4	8.33
*Apr 15	CHARLESTON SOUTH	9.0	11	7	7	2	7	1	0	2	5	0	1	0	0	3-7	7-28	4	8.29
*Apr 15	CHARLESTON SOUTH	10.0	11	11	10	8	6	2	2	1	2	0	3	0	1	8-11	7-29	4	8.31
*Apr 16	CHARLESTON SOUTH	9.0	17	17	17	10	5	5	0	3	5	0	3	0	0	7-17	7-30	4	8.56
Apr 18	VIRGINIA TECH	9.0	11	8	8	12	9	2	0	0	2	0	1	0	0	16-8	8-30	4	8.55
*Apr 21	at USC Upstate	8.0	9	0	6	4	4	3	0	2	1	0	3	1	0	2-8	8-31	4	8.50
*Apr 22	at USC Upstate	8.0	12	11	7	4	5	4	0	0	2	0	0	0	0	1-11	8-32	4	8.49
*Apr 23	at USC Upstate	8.0	17	16	15	6	8	5	1	1	1	0	1	1	0	10-16	8-33	4	8.68
Apr 25	ETSU	9.0	13	9	9	3	6	5	0	2	1	0	1	1	0	3-9	8-34	4	8.69
*Apr 28	at Longwood	8.0	7	7	4	5	7	2	0	1	4	0	1	0	1	1-7	8-35	4	8.60
*Apr 29	at Longwood	9.0	8	3	3	1	5	1	0	0	2	0	3	2	0	5-3	9-35	5	8.46
*Apr 29	at Longwood	8.0	10	13	10	9	4	3	0	0	5	0	1	1	0	4-13	9-36	5	8.52
*May 05	WINTHROP	9.0	17	10	10	2	7	3	0	2	0	0	0	1	0	2-10	9-37	5	8.56
*May 06	WINTHROP	9.0	18	22	16	9	7	3	0	2	2	0	2	1	0	11-22	9-38	5	8.72
*May 07	WINTHROP	8.2	20	13	11	1	3	4	3	1	3	1	0	0	0	5-13	9-39	5	8.78
May 10	at Virginia	8.0	9	0	5	10	2	1	0	2	0	0	0	2	0	0-8	9-40	5	8.72
*May 12	at UNC Asheville	8.0	6	6	5	4	5	2	0	0	1	0	1	0	0	5-6	9-41	5	8.66
*May 13	at UNC Asheville	8.0	20	22	19	7	5	5	0	3	2	0	2	0	0	10-22	9-42	5	8.90
*May 14	at UNC Asheville	8.0	12	14	10	5	7	4	0	0	1	0	3	0	0	9-14	9-43	5	8.94
Totals		441.0	586	529	438	289	384	142	15	72	79	3	83	29	3	263-529	9-43	5	8.94

2024 TEAM GAME HIGHS

**2023 Radford Baseball
Season Game Highs for Radford (as of May 15, 2023)
(All games)**

TEAM GAME HIGHS

Batting

At bats:	41	-	at USC Upstate (Apr 23, 2023)
	41	-	at UNC Asheville (May 13, 2023)
Runs scored:	16	-	vs Virginia Tech (Apr 18, 2023)
Hits:	15	-	at USC Upstate (Apr 23, 2023)
	15	-	at UNC Asheville (May 13, 2023)
RBI's:	13	-	vs Hartford (Mar 04, 2023)
	13	-	vs Virginia Tech (Apr 18, 2023)
Doubles:	6	-	at UNC Asheville (May 13, 2023)
Triples:	3	-	vs Iona (Feb 18, 2023)
Home runs:	3	-	at Western Carolina (Mar 18, 2023)
Total bases:	29	-	at UNC Asheville (May 13, 2023)
Walks:	11	-	vs Virginia Tech (Apr 18, 2023)
Strikeouts:	15	-	at North Carolina (Feb 21, 2023)
Sac hits:	3	-	at VMI (3/11/2023)
Sac flies:	2	-	vs Hartford (Mar 05, 2023)
	2	-	vs Charleston Southern (Apr 15, 2023)
Stolen bases:	4	-	(4 times)
Hit by pitch:	4	-	vs Iona (Feb 17, 2023)
	4	-	vs Wagner (Feb 26, 2023)
Caught stealing:	2	-	vs Wagner (Feb 26, 2023)
	2	-	at UNC Asheville (May 12, 2023)
Runners LOB:	16	-	vs Iona (Feb 17, 2023)
Hit into DP:	4	-	vs Rider (Mar 15, 2023)

Fielding

Putouts:	30	-	vs Charleston Southern (Apr 15, 2023)
Assists:	15	-	vs Rider (Mar 15, 2023)
	15	-	at Longwood (Apr 29, 2023)
	15	-	vs Winthrop (May 05, 2023)
Errors:	5	-	(4 times)
Passed balls:	2	-	(4 times)
DPs turned:	2	-	(5 times)

Pitching

Innings pitched:	10.0	-	vs Charleston Southern (Apr 15, 2023)
Runs allowed:	25	-	vs Campbell (Mar 25, 2023)
Earned runs:	19	-	vs Campbell (Mar 26, 2023)
	19	-	at UNC Asheville (May 13, 2023)
Walks allowed:	13	-	at VMI (3/11/2023)
Strikeouts:	16	-	vs Iona (Feb 18, 2023)
Hits allowed:	21	-	vs Wagner (Feb 26, 2023)
Doubles allowed:	7	-	vs Campbell (Mar 25, 2023)
Triples allowed:	3	-	vs Winthrop (May 07, 2023)
Home runs allowed:	5	-	vs Campbell (Mar 24, 2023)
	5	-	vs Campbell (Mar 25, 2023)
Wild pitches:	5	-	vs Charleston Southern (Apr 15, 2023)
	5	-	vs Charleston Southern (Apr 16, 2023)
	5	-	at Longwood (Apr 29, 2023)

2024 INDIVIDUAL GAME HIGHS

**2023 Radford Baseball
Season Game Highs for Radford (as of May 15, 2023)
(All games)**

INDIVIDUAL GAME HIGHS**Batting**

At bats:	6	- (6 times)
Runs scored:	4	- TIBBS, Sully vs Virginia Tech (Apr 18, 2023)
	4	- PANCIONE, Garrett vs Virginia Tech (Apr 18, 2023)
	4	- WHITACRE, Zack at UNC Asheville (May 13, 2023)
Hits:	5	- WHITACRE, Zack at UNC Asheville (May 13, 2023)
RBI's:	5	- PANCIONE, Garrett vs Iona (Feb 19, 2023)
	5	- BARRS, Tanner at UNC Asheville (May 13, 2023)
Doubles:	3	- WHITACRE, Zack at UNC Asheville (May 13, 2023)
Triples:	2	- SHOEMAKER, Tristan vs Iona (Feb 18, 2023)
Home runs:	1	- (37 times)
Total bases:	11	- WHITACRE, Zack at UNC Asheville (May 13, 2023)
Walks:	5	- PITTMAN, Cameron vs Virginia Tech (Apr 18, 2023)
Strikeouts:	4	- PANCIONE, Garrett vs VMI (Mar 10, 2023)
Sac hits:	2	- TIBBS, Sully at VMI (3/11/2023)
Sac flies:	1	- (22 times)
Stolen bases:	2	- (4 times)
Hit by pitch:	3	- LEVERE, Miles vs Iona (Feb 17, 2023)
Caught stealing:	1	- (23 times)
Runners LOB:	6	- HENRY, Peyton at Marshall (Mar 07, 2023)

Fielding

Putouts:	15	- PANCIONE, Garrett vs Iona (Feb 18, 2023)
	15	- BARRS, Tanner vs Rider (Mar 15, 2023)
Assists:	9	- SPENCER, Avery vs Winthrop (May 07, 2023)
Errors:	2	- (12 times)
Passed balls:	2	- (4 times)

Pitching

Innings pitched:	7.0	- HOWARD, Dylan vs Charleston Southern (Apr 15, 2023)
Runs allowed:	10	- HOWARD, Dylan vs Campbell (Mar 25, 2023)
	10	- SEITZ, Foster vs Campbell (Mar 26, 2023)
Earned runs:	9	- MALLIA, Zack vs Campbell (Mar 25, 2023)
	9	- SEITZ, Foster vs Campbell (Mar 26, 2023)
Walks allowed:	7	- MALLIA, Zack vs Campbell (Mar 25, 2023)
Strikeouts:	11	- ROUSE, Scott vs Iona (Feb 18, 2023)
Hits allowed:	12	- HOWARD, Dylan at Gardner-Webb (Apr 01, 2023)
	12	- HOWARD, Dylan vs Winthrop (May 05, 2023)
Doubles allowed:	4	- (4 times)
Triples allowed:	2	- KEEFE, Ben vs Winthrop (May 07, 2023)
Homers allowed:	3	- CALVERIC, Luke vs Campbell (Mar 24, 2023)
	3	- HOWARD, Dylan at Gardner-Webb (Apr 01, 2023)
Wild pitches:	3	- SEABROOKE, Carter vs High Point (Apr 06, 2023)
	3	- KEEFE, Ben vs Charleston Southern (Apr 15, 2023)
	3	- HIGGERSON, Landon at Longwood (Apr 29, 2023)
Hit batters:	4	- BURTON, Ty vs Wagner (Feb 24, 2023)

TV/RADIO ROSTER



1 • CAMERON PITTMAN
Jr. • OF • L/L • Suffolk, Va.
Nansemond River HS



3 • SCOTT ROUSE
R-Jr. • RHP • R/R • Parma Heights,
Ohio
Ohio Dominican



4 • CARSON BELL
Gr. • INF • L/R • Montross, Va.
James Madison



6 • JIMMY LOVELACE
Fr. • RHP • R/R • Wake Forest, N.C.
Wake Forest HS



7 • ZACK WHITACRE
Gr. • INF • R/R • Short Gap, W.V.
Potomac State CC



8 • JHONKEANU PEREZ
R-Jr. • OF • L/L • Hollywood, Fla.
East Georgia State




10 • JACOB FLICEK
Jr. • RHP • R/R • Hampton, Va.
Bethel



11 • CONNER BUTLER
Gr. • RHP • R/R • Chesapeake, Va.
Roanoke College



12 • WILLIAM FLANAGAN
Jr. • RHP • R/R • Richmond, Va.
Bridgewater College




13 • HUNTER KEEN
Jr. • INF • R/R • Palatka, Fla.
Santa Fe College



14 • GAVIN TROUTMAN
Fr. • SS • R/L • Boyertown, Pa.
Lock Haven




15 • CORBIN GRANTHAM
R-Jr. • OF • R/L • Gainesville, Fla.
Shelton State




16 • ELI PARKS
Fr. • RHP • R/R • Frederick, Md.
Urbana HS



17 • JORDAN IRIZARRY
Jr. • LHP • L/L • Virginia Beach, Va.
Patrick Henry CC



18 • BEN WILLIAMS
Jr. • OF • R/L • Montpelier, Va.
Camp CC



19 • BRADY WHITACRE
Fr. • C • R/R • Short Gap, W.V.
Potomac State CC



20 • TREY LUDY
Fr. • RHP/OF • R/R • Roanoke, Va.
Cave Spring HS



21 • DREW BIGGERSTAFF
R-Jr. • C • R/R • Kent, Wash.
Everett CC



23 • MASON SELF
Fr. • INF/RHP • R/R • Christiansburg, Va.
Christiansburg HS



24 • ZACK MALLIA
Sr. • RHP • R/R • Crozet, Va.
UNC Greensboro



25 • GARRETT PANCIONE
So. • C/3B • R/R • Warrenton, Va.
Highland School



26 • BRADY POWELL
So. • INF • R/R • Lusby, Md.
George Mason



27 • CARTER SEABROOKE
Sr. • LHP • L/L • Peterborough, Ontario
College of Central Fla.



29 • BEN KEEFFE
So. • LHP • L/L • Sandy Spring, Md.
Good Counsel



30 • DYLAN HOWARD
So. • RHP • R/R • Greenville, S.C.
P27 Academy



31 • DAVID SANDE
Jr. • RHP • R/R • Raleigh, N.C.
Gaston College



32 • CLAY CLATTERBAUGH
R-So. • RHP • R/R • Christiansburg, Va.
Christiansburg HS



33 • RILAN QUINONES
Jr. • INF • R/R • San Antonio, Texas.
Dyersburg State



34 • TYLER SPARRER
Fr. • C/3B • R/R • Christiansburg, Va.
PDG Academy



35 • ELI PARKS
R-Sr. • LHP • R/L • Midlothian, Va.
Liberty



36 • IAN HUBBARD
Fr. • LHP/OF • L/L • Oak Ridge, Tenn.
Knoxville Catholic HS



37 • ANDREW STEINHAUS
Fr. • RHP • R/R • Middletown, Del.
Middletown HS



38 • WILL RICE
Jr. • RHP • R/R • Suffolk, Va.
Patrick Henry CC



39 • BRECKIN NACE
Fr. • LHP • L/L • Forest, Va.
Jefferson Forest HS



40 • RAYMOND LADD
Fr. • RHP • R/R • Danville, Va.
Tunstall HS



41 • AUSTIN STALKER
So. • OF • L/R • Newton, Pa.
Council Rock North



44 • DREW STANLEY
Jr. • RHP • R/R • Chesapeake, Va.
Louisburg College



46 • NICK PETIT
R-Jr. • RHP • R/R • Rock Hill, S.C.
South Carolina Sumter



48 • PARKER SHIPLEY
Fr. • LHP • L/L • Chuckey, Tenn.
Greenville HS



--- • LEO SIMPSON
Fr. • RHP • R/R • Bethesda, Md.
Walter Johnson HS



ALEX GUERRA
Head Coach



CHRISTIAN BOURNE
Assistant Coach



BILLY FUNK
Assistant Coach



SETH LANCASTER
Assistant Coach



KOREY SINGH
Graduate Assistant



LANDON HIGGINSON
Director of Field Operations