



GEORGIA TECH BASKETBALL 2023-24

ACC Champions 1985, 1990, 1993, 2021 • Final Four 1990, 2004 • 17 NCAA Tournament appearances

2023-24 Schedule/Results

Date	Opponent	TV	Time
N1	CLARK ATLANTA (exh)	-	W, 91-75
N6	GEORGIA SOUTHERN	ACCNX	W, 84-62
N9	HOWARD	ACCNX	W, 88-85
N14	UMASS LOWELL	ACCNX	L, 71-74
N22	at Cincinnati	ESPN+	L, 54-89
N28	MISSISSIPPI STATE* (21/22)	ACCN	W, 67-59
D2	DUKE (7/7)	The CW	W, 72-68
D5	at Georgia	SECN	L, 62-76
D9	ALABAMA A&M	ACCN	W, 70-49
D16	vs. Penn State+	B1GN	W, 82-81 (ot)
D21	vs. Massachusetts#	ESPN2	W, 73-70
D22	at Hawai'i#	ESPN2	W, 73-68
D24	vs. Nevada#	ESPN	L, 64-72
J3	at Florida State	ACCN	L, 71-82
J6	BOSTON COLLEGE	ESPN2	L, 87-95
J9	NOTRE DAME	ACCN	L, 68-75 (ot)
J13	at Duke (11/11)	ACCN	L, 79-84
J16	at Clemson (rv)	ACCN	W, 93-90 (2ot)
J20	VIRGINIA	ACCN	L, 66-75
J23	PITTSBURGH	ESPN2	L, 64-72
J27	at Virginia Tech	ACCN	L, 67-91
J30	NORTH CAROLINA (3/3)	ESPN	W, 74-73
F3	at NC State (rv)	The CW	5:30 p.m.
F6	WAKE FOREST (rv)	ESPN2	7 p.m.
F10	at Louisville	ACCN	6:30 p.m.
F14	at Notre Dame	ACCN	7 p.m.
F17	SYRACUSE	The CW	5:30 p.m.
F21	CLEMSON (rv)	ACCN	7 p.m.
F24	at Miami (rv)	ACCN	4 p.m.
M2	FLORIDA STATE (rv)	ESPN2/U	12 p.m.
M5	at Wake Forest (rv)	ACCN	9 p.m.
M9	at Virginia	ACCN	8 p.m.
M12-16 ACC Tournament (Washington, D.C.)%			
*ACC/SEC Challenge; +Holiday Festival (Madison Square Garden, New York, N.Y.); #Diamond Head Classic (Honolulu, Hawai'i); %ACC Tournament (Washington, D.C.)			
All times Eastern; home games in ALL CAPS			

RADIO: Georgia Tech Sports Network by Legends Sports

Announcers	Andy Demetra, Randy Waters
Engineer	Miller Pope
Network station in Atlanta	680 AM / 93.7 FM
Satellite Radio	SiriusXM channel 386 / SiriusXM app
Online	GT Gameday App, Ramblinwreck.com
TuneIn	buzz.gt/LiveTuneIn

Television The CW

Announcers	Evan Lepler, Jordan Cornette
------------	------------------------------

Communications

GTMBB contact	Mike Stamus
Phone	404-894-5445 (ofc), 404-218-9723 (cell)
E-mail	mstamus@athletics.gatech.edu

Social Media: #StingEm

Official Twitter	@GTMBB
Facebook	gtmensbasketball
Instagram	gtmensbasketball

GEORGIA TECH (10-11, 3-7 ACC) vs. NC STATE (14-7, 6-4 ACC)

Game 22 • February 3, 2024 • 5:30 p.m. EST

Jackets Begin February at NC State

Looking to build on its third win over a top-25 team this season, Georgia Tech goes back on the road this weekend to face NC State in a 5:30 p.m. contest Saturday night at PNC Arena, tipping off the second half of the ACC regular-season schedule.

The Yellow Jackets (10-11, 3-7 ACC) toppled No. 3 North Carolina Tuesday night at home by a 74-73 score, snapping a three-game losing streak. The Yellow Jackets' have also knocked off Clemson (93-90 in overtime) and No. 7 Duke (72-68) in ACC play this season.

NC State (14-7, 6-4 ACC) snapped a three-game losing streak of its own Tuesday night with a 74-68 homecourt win over Miami. The Wolfpack downed Notre Dame, Louisville, Wake Forest and Virginia in January and sit sixth place in the ACC standings.

Saturday's game will be televised live on The CW, which can be seen in Atlanta on Peachtree TV. Radio coverage is on the Georgia Tech Sports Network by Legends Sports and flagship station 680 the Fan (680 AM/93.7 FM). The Tech broadcast is also available on SiriusXM channel 386 and the SiriusXM app.

The Tip-Off

• Georgia Tech's three ACC wins have come against the ACC's three highest-ranked teams in the NCAA's NET rankings

EVENT INFORMATION

Venue/Site	PNC Arena, Raleigh, N.C.
Tech vs. NC State	Tech trails, 44-60!
On the road	Tech trails, 14-32!
Last meeting	2/4/2023 - NCSU def. Tech, 72-64 in Raleigh
!2017 victory vacated by NCAA Committee on Infractions	
GEORGIA TECH YELLOW JACKETS	
Rankings (AP/coaches/KenPom/NET)	nr nr 128 128
Record breakdown	6-5 home 2-5 road 2-1 neutral
Head coach	Damon Stoudamire (Arizona, 1995)
Career record/at GT	81-88 (6th yr) 10-11 (1st yr)
Stoudamire vs. NC State	0-0

NC STATE WOLFPACK

Rankings (AP/coaches/KenPom/NET)	nr nr 77 78
Record breakdown	10-2 home 3-3 road 1-2 neutral
Head coach	Kevin Keatts (Marshall, 2011)
Career record/at NCSU	199-114 (10th yr) 127-86 (7th yr)
Tech vs. Keatts	4-3

ROSTER AT-A-GLANCE (#indicates last game starters)

24	Amaree Abram	G	6-4	190	So	Port Arthur, Texas	3.2 ppg	1.1 apg	> Transfer from Ole Miss; played in nine games this season, starting four, but only five of last 17
12	Tyzhaun Claude	F	6-8	236	Sr.*	Goldsboro, N.C.	5.3 ppg	5.0 rpg	> Grad transfer from Western Carolina; started 4 games; avg 4.8 ppg, 4.4 rpg, 61.5% FG in ACC games
3	Dallan "Deebo" Coleman	G	6-6	218	So	Memphis, Tenn.	6.8 ppg	2.7 rpg	> Four double-figure games this season, 21.0 mpg off the bench, only 8 turnovers in 442 minutes
10	Ebenezer Dowuona	F	6-11	225	Sr.	Accra, Ghana	1.1 ppg	1.4 rpg	> Transfer from NC State; played in 16 games, started 11 (10.0 mpg), 9-20 FG
5	Tafara Gapare	F	6-9	205	So	Wellington, New Zealand	4.3 ppg	2.3 rpg	> Transfer from UMass; career-high 20 pts with 6 reb vs. Penn St; 3.4 ppg, 32.3% FG, 7 blocks in ACC games
2	Naithan George#	G	6-3	180	Fr.	Toronto, Ontario	9.6 ppg	5.1 apg	> DNP 1st 3 games, started last 18; averaging 10.7 ppg, 6.3 apg, 3.71-1 A/TO ratio in ACC games
13	Miles Kelly#	G	6-6	175	So	Stone Mountain, Ga.	14.2 ppg	5.7 rpg	> Tech's top scorer, No. 2 rebounder, five 20-pt games this season; 13.7 ppg, 4.5 rpg, 37.1% FG vs. ACC
4	Carter Murphy	G	6-4	200	Sr.	Phoenix, Ariz.	1.7 ppg	1.0 rpg	> Grad transfer from Air Force; played six games this season, scoring in three
11	Baye Ndongo#	F	6-9	236	Fr.	Mboro, Senegal	13.7 ppg	8.2 rpg	> 3-time ACC Rookie of the Week; all-tournament at Diamond Head; avg 14.2 ppg, 7.0 rpg, 61.2% FG vs. ACC
35	Emmer Nichols	F	6-6	219	Fr.	Woodside, Calif.	0.0 ppg	2.0 rpg	> Non-scholarship player in 2nd year in the program, redshirted in 2022-23, out for season (broken leg)
14	Kowacie Reeves, Jr.#	G	6-6	192	Jr.	Macon, Ga.	11.3 ppg	4.0 rpg	> Transfer from Florida; started all 21 games, double figures in 11; 12.1 ppg, 44.4% FG, 44.4% 3pt FG vs. ACC
23	Ibrahima Sacko#	G/F	6-6	222	Fr.	Conakry, Guinea	1.5 ppg	2.4 rpg	> Top-3 prospect in Canada in 2023 class; played in 15 games off the bench, 3 starts (all ACC), 10.0 mpg
33	Marcos San Miguel	G	6-4	201	Fr.	Smyrna, Ga.	0.0 ppg	1.0 rpg	> Non-scholarship player in 1st year in the program, played in 1 game
30	Ibrahim Souare	F	6-9	210	Fr.	Guinea	--	--	> From Canyon Int'l Academy (Glendale, Ariz.), member Guinea team 2022 U18 FIBA African Championship
1	Kyle Sturdivant	G	6-3	196	Sr.	Norcross, Ga.	8.7 ppg	3.0 apg	> Averaging 19.1 mpg off the bench; 63/30 assist/TO ratio (32/11 vs. ACC); 8 double-figure scoring games
0	Lance Terry	G	6-2	200	Sr.	College Park, Ga.	--	--	> No. 2 scorer in 2022-23 (10.1 ppg), red-shirting this season after missing first 8 games with injury

TECH NOTEBOOK

Tech Team Statistics

Category	2023-24	ACC	NCAA
Scoring offense	72.8	12	220
Scoring defense	75.7	14	278
Scoring margin	-2.9	13	284
Field goal pct.	.427	14	281
Effective FG pct.	.492	13	268
Field goal pct. def.	.428	8	147
3-pt FG pct.	.327	12	234
3-pt FG per game	8.0	7	126
3-pt FG att. per game	24.5	2	73
3-pt FG pct. def.	.325	6	139
3-pt FG allowed	7.9	-	-
Free throw pct.	.681	14	287
FT made per game	12.6	11	250
FT attempts per game	18.5	10	215
Rebounds per game	38.3	3	78
Rebound margin	+2.0	7	136
O-Reb per game	12.3	3	62
D-Reb per game	26.0	9	124
Assists per game	13.3	10	174
Assist/TO ratio	1.09	11	181
Turnover margin	-2.6	14	321
Turnovers per game	12.2	11	189
Turnovers forced per game	9.6	15	342
Blocks per game	4.6	4	49
Steals per game	4.7	15	332
Fouls per game	17.0	13	184
Bench points per game	24.3	2	81
Fast break points per game	8.4	8	242

Rankings through games of Jan. 31

Games Started/Finished

Player	2023-24	Conf.	Career	*Finished
Amaree Abram	4	-	26	2
Tyzaun Claude	4	-	51	4
Deebo Coleman	-	-	36	15
Ebenezer Dowuona	11	6	41	1
Tafara Gapare	6	1	6	9
Naithan George	17	10	17	10
Miles Kelly	21	10	49	16
Carter Murphy	-	-	8	2
Baye Ndongo	18	10	18	11
Emmer Nichols	-	-	-	2
Kowacie Reeves, Jr.	21	10	38	19
Ibrahima Sacko	3	2	3	4
Marcos San Miguel	-	-	-	1
Kyle Sturdivant	-	-	49	13
Lance Terry	-	-	58	-

Includes starts at previous school and in conference tournaments

*Games finished includes only 2023-24 season

Non-Conference Breakdown

Team	Conf.	Record	Conf.	KP	NET
Alabama A&M	SWAC	3-17	2-5	350	343
Cincinnati	Big 12	14-7	3-5	34	34
Georgia	SEC	14-7	4-4	69	82
Georgia Southern Sun Belt		5-16	5-4	297	303
Hawaii	Big West	11-10	3-6	185	204
Howard	MEAC	9-13	3-3	269	274
Massachusetts	A-10	13-7	4-4	93	90
UMass Lowell	Am. East	14-5	5-1	137	121
Mississippi State	SEC	14-7	3-5	33	37
Nevada	Mtn West	16-5	3-4	59	64
Penn State	Big Ten	10-11	4-6	102	114

GT strength of schedule rank 18 23

vs. Quad 1: 3-3 vs. Quad 2: 2-5

vs. Quad 3: 2-2 vs. Quad 4: 3-1

KP - KenPom.com, NET - NCAA NET rankings

Through games of Jan. 28

- North Carolina (9), Duke (18) and Clemson (34).

• Eight of Georgia Tech's ACC games have been decided by single digits. Fifteen of Tech's 21 games overall this season have been decided by fewer than 10 points, nine of those by five points or fewer.

• Tech's two largest defeats (by scoring margin) have been followed by wins over top-25 teams (No. 21 Mississippi State after Cincinnati, No. 3 North Carolina after Virginia Tech).

• Tech is 5-8 against Quad 1 and Quad 2 teams this season, with Quad 1 wins over Duke, Clemson and North Carolina and Quad 2 wins over Mississippi State and Massachusetts. The Jackets have three Quad 1 and three Quad 2 opponents remaining on its schedule (NC State is a Quad 2 opportunity). Tech was 3-14 last season against Quad 1/2 foes.

• In 45 seasons of ACC membership, Tech has defeated North Carolina and Duke in the same season nine times, most recently in 2020-21 prior to this season. The Yellow Jackets reached the NCAA Tournament each of the previous eight times, three of them won ACC championships and another won the regular-season title.

• Ebenezer Dowuona, who transferred to Tech from NC State, will become the second of Tech's current transfer players to face his former team. Tafara Gapare, who transferred from UMass, faced his former team in the Diamond Head Classic.

• Tech has averaged 74.1 points per game and has connected on 44.9 percent of its field goal tries in ACC play, which ranks No. 8 and No. 7, respectively, in those categories. Tech leads in three-point field goal per game on conference play (9.50) and is fifth in percentage (.371).

• Tech has the ACC's sixth-most efficient offense in conference games (107.5 points per 100 possessions according to KenPom.com) and ranks No. 3 in effective field goal percentage (52.9) in conference games.

• Four Tech players are averaging double figures in ACC play - Baye Ndongo (14.2), Miles Kelly (13.7), Kowacie Reeves, Jr. (11.1) and Naithan George (10.7). Those four players have combined to hit 46.6 percent of their shots from the floor (186-399) and 37.8 percent from three-point range (62-of-164).

• Tech has started two freshmen - Baye Ndongo and point guard Naithan George - in its last 17 games. The Jackets have not had two freshmen in its regular starting lineup since the 2018-19 season (Michael Devoe, Khalid Moore), and have not had a freshman regularly start at point guard since Jose Alvarado in 2017-18.

• Either Ndongo or George has led Tech in scoring in eight of Tech's last 11 games, and in seven of 10 ACC games. They have accounted for 33.6 percent in ACC games.

• Miles Kelly, Tech's leading scorer in 2022-23 at 14.4 points per game, is Tech's leading scorer again this season at 14.2 points per game. The junior guard leads three Jackets averaging in double figures with freshman forward Baye Ndongo (12.7 ppg) and junior guard Kowacie Reeves, Jr. (11.3 ppg). Five other Jackets average between 4.3 and 9.6 points per game.

• Freshman forward Baye Ndongo has won the ACC's Rookie of the Week honor three times this season (Dec. 2, Dec. 18, Dec. 26), most for a Yellow Jacket since current NBA star Josh Okogie did so during the 2016-17 season.

• Tech's point guard tandem of Naithan George and Kyle Sturdivant has averaged 7.3 assists per game combined, 9.5 in ACC games. Their assist/turnover ratio is 2.48-to-1 combined overall, 3.39-to-1 in conference games. Both players rank among the nation's top 50 players in assist rate (assists divided by the field goals made by the player's teammates while he is on the court) according to KenPom.com.

• Tech's returning scholarship players - Miles Kelly, Dallan "Deebo" Coleman and Kyle Sturdivant - have accounted for 40.6 percent of Tech's points this season. That number has diminished somewhat as freshmen Baye Ndongo and Naithan George and sophomore transfer Tafara Gapare have taken on greater loads (39.0 percent in ACC games).

Series vs. NC State (44-60!)

Home: 24-20, Away: 14-32!, Neutral: 6-8

All Home Games: 24-20
At McComish Pavilion: 2-5
At Alexander Memorial Coliseum: 19-14
At The Omni: 1-0
At Philips Arena: 0-1
In Atlanta: 24-20
All Road Games: 14-32!
At Reynolds Coliseum: 7-18
At PNC Arena: 7-11!
As ACC members: 36-46!
In the ACC Tournament: 3-3
All Neutral Games: 6-8
As SIC members: 1-2
Under Whack Hyder: 5-7
Under Dwane Morrison: 1-7
Under Bobby Cremins: 20-22
Under Paul Hewitt: 8-12
Under Brian Gregory: 2-5
Under Josh Pastner: 6-4!
Vs. Kevin Keatts: 4-3
Longest Winning Streak: 7 games (1994-97)
Longest Losing Streak: 9 games (1977-83)
Most Points Scored: 102 on 1-14-1967
Fewest Points Scored: 12 on 2-16-1925
Most Points Allowed: 118 on 2-10-1973
Fewest Points Allowed: 22 on 1-22-1926
Largest Margin of Victory: 27 on 12-19-1959
Largest Margin of Defeat: 44 on 2-8-1974
*Jan. 15, 2017 win vacated by NCAA Committee on Infractions
!2017 victory vacated by the NCAA Committee on Infractions

Recent Series Results

1-16-2001.....a2	L	60- 72
2-17-2001.....h10	W	69- 54
1-19-2002.....a2	L	71- 84
2-20-2002.....h10	W	65- 59
1-11-2003.....h10	W	85- 61
2-12-2003.....a2	L	57- 63
3-14-2003.....n3	L	65- 71
1-24-2004.....11/13.....a2	L	72- 76
2-25-2004.....18/20.....14/19.....h10	L	68- 79
1-16-2005.....8/8.....a2	L	68- 76
2-13-2005.....h10	L	51- 53
1-14-2006.....a2	L	78- 87
2-12-2006.....h10	W	71- 68
2-6-2007.....h10	W	74- 65
1-23-2008.....a2	W	77- 74
1-17-2009 (ot).....a2	L	71- 76
2-14-2009.....h10	L	65- 86
2-6-2010.....21/19.....h10	W	73- 71
3-13-2010.....n3	W	57- 54
2-26-2011.....a2	L	74- 79
1-11-2012.....a2	W	82- 71
2-9-2012.....h13	L	52- 61
1-9-2013.....a2	L	70- 83
3-3-2013.....h15	L	57- 70
1-26-2014 (ot).....a2	L	78- 80
1-31-2015 (ot).....h15	L	80- 81
1-27-2016.....a2	W	90- 83
1-15-2017.....a2	!	86- 76
2-21-2017.....h15	L	69- 71
3-1-2018.....h15	W	78- 75
3-6-2019.....a2	W	63- 61
11-5-2019 (ot).....a2	W	82- 81
1-25-2020.....h15	W	64- 58
2-15-2022.....h15	L	61- 76
1-17-2023.....h15	L	66- 78
2-4-2023.....a2	L	64- 72

a1-Reynolds Coliseum, a2-PNC Arena, n1-North-South Doubleheader

(Charlotte [N.C.] Coliseum); n2-ACC Tournament (Charlotte [N.C.] Coliseum); n3-ACC Tournament (Greensboro [N.C.] Coliseum); h10-The Omni, Atlanta, Ga.

TECH NOTEBOOK

Georgia Tech Quick Facts

Official Name: Georgia Institute of Technology
Location: Atlanta, Ga.
Enrollment: 45,295
Founded: 1885
Colors: Old Gold and White
Nickname: Yellow Jackets, Ramblin' Wreck
Mascot: Buzz (Yellow Jacket)
Fight Songs: Ramblin' Wreck, White and Gold
Conference: Atlantic Coast (ACC)
Home Arena: McCamish Pavilion (capacity 8,600)
President: Dr. Angel Cabrera
Director of Athletics: J. Batt
Faculty Rep. for Athletics: Dr. Jenna Jordan
Head Coach: Damon Stoudamire (Arizona, 1995)
Record at Tech: 10-11 (1st season)
Overall: 81-88 (6th season)
ACC Regular Season: 3-7
ACC Tournament: 0-0
NCAA Tournament: 0-0
Associate Head Coach: Karl Hobbs (Connecticut, 1984), 1st season
Assistant Coach: B.J. Elder (Georgia Tech, 2014), 5th season
Assistant Coach: Pershin Williams (North Florida, 2005), 1st season
Assistant Coach: Nate Babcock (Wisconsin-Eau Claire, 2009), 1st season
Assistant Coach: Bonzi Wells (Ball State, 1998), 1st season
Director of Player Personnel: Matt Holt (Northeastern, 2011), 1st season
Director of Scouting: Hayden Sheridan (Arizona, 2016), 6th season
Director of Operations: Tyler Benson (St. Bonaventure, 2009), 8th season
Assistant Director of Operations: Taylor Ann Hendricks (Iowa State, 2020), 2nd season
Associate Director of Sports Medicine: Richard Stewart (Salisbury, 2005), 17th season
Director of Strength and Conditioning: Justin Landry (Cal State East Bay, 2012), 1st season
Recruiting and Operations Coordinator: Jake Alburtus (Western Michigan, 2020), 1st season

Basketball History

109th season: 1st game, Feb. 17, 1906 vs. Auburn
All-time Record: 1,447-1,316 !
Winning/Losing/500 Seasons: 55 / 49 / 4
NCAA Appearances (17): 23-17 record
1960, 1985, 1986, 1987, 1988, 1989, 1990, 1991, 1992, 1993, 1996, 2001, 2004, 2005, 2007, 2010, 2021
Final Fours (2): 1990, 2004
NIT Appearances (8): 10-8 record
1970, 1971, 1984, 1994, 1998, 1999, 2003, 2016
ACC Championships (4): 1985, 1990, 1993, 2021
ACC Regular-Season Titles (2): 1985 (tie), 1996
ACC Regular-Season Record (45th season): 290-428 !
ACC Tournament Record: 29-39
SEC Championships (1): 1938
SEC Regular-Season Titles (1): 1937
SEC Regular-Season Record (1932-64): 201-207
Metro Conference Regular-Season Record (1975-78): 9-10
Metro Conference Tournament Record: 4-3
Record at McCamish Pavilion: 129-73 ! (12th season)
Record at Alexander Memorial Coliseum: 556-194 (55 seasons, 1956-2011)
Record at State Farm Arena: 8-12
Record at Gas South Arena: 4-1
Record at Georgia Dome: 9-5
All-Time Head Coaches: 14
ACC Head Coaches: 5
All-America Selections: 14 (12 players)
Consensus All-Americans: 2
First-Team All-Americans: 5
National Players of the Year: 1
All-ACC Selections: 57 times (34 players)
ACC Players of the Year: 2
ACC Rookies of the Year: 11
ACC Coaches of the Year: 5 (3 coaches)
ACC Tournament MVPs: 4
ACC All-Freshman Team: 15
<i>! On-court record (Georgia Tech had 22 wins and one loss during the 2016-17 and 2017-18 seasons vacated by the NCAA's Committee on Infractions.)</i>

• Seven Tech players have scored at least 20 points in a game this season - **Naithan George**, Kyle Sturdivant, Deebo Coleman, Tafara Gapare, Kowacie Reeves, Jr., Baye Ndongo and Miles Kelly. It is only the second time that as many as seven different Yellow Jackets have scored 20-plus in a game during a season (2007-08).

Series vs. NC State

• NC State swept the regular-season series from Tech in 2022-23 for the first time since the 2012-13 season, and snapped a four-game losing streak to the Yellow Jackets on its home floor. Tech had not lost to the Wolfpack at PNC Arena since Jan. 26, 2014 and had won four in a row there.

• NC State has a 60-44 lead in the overall series which dates back to 1925. Georgia Tech has won six of the last 10 meetings, although the Wolfpack have defeated the Yellow Jackets the last three times the teams have played. The teams did not play during the 2020-21 season due to COVID issues.

• Twenty-four of the last 30 meetings in the series have been decided by 10 points or less, with four of those decided in overtime.

• Tech is 24-20 against the Wolfpack in Atlanta, including one home-court meeting that was played at the Omni in 1986 and one at Philips Arena in 2012. NC State is 5-2 against the Yellow Jackets at McCamish Pavilion.

• Since it joined the ACC, Tech is 36-46 against NC State, including regular-season and tournament.

• Tech has won six of 10 games (one win was vacated by the NCAA Committee on Infractions) against the Pack under head coach Josh Pastner, and is 4-3 vs. NC State coach Kevin Keatts.

• The Jackets are 14-32 against NC State in Raleigh, including a 7-12 mark at PNC Arena (one win vacated by NCAA Committee on Infractions).

• Tech is 3-3 against NC State in ACC Tournament games, the last meeting occurring in 2003 in a 71-65 Wolfpack victory in Greensboro. The Jackets won first-round games in 1996 in Greensboro (88-73) and 1990 in Charlotte (76-67).

Last Time Out

Freshman point guard **Naithan George** hit a driving left-handed layup over 6-foot-11 All-American Armando Bacot with 7.7 seconds to go, lifting Georgia Tech men's basketball to a historic 74-73 win over No. 3 North Carolina on Tuesday evening at sold-out McCamish Pavilion.

Georgia Tech, which trailed by as many as 11 points in the first half and led by as many as eight in the final five minutes, was down 73-72 after North Carolina's R.J. Davis capped a 13-4 UNC run with a driving layup of his own with 34.6 seconds left to play.

However, on the Yellow Jackets' ensuing possession, George drove from the right wing to the left block and floated the game-winner over Bacot's long reach, high off the glass and through to give Tech the 74-73 advantage.

After a UNC timeout with 4.6 seconds remaining, the Tar Heels went to Davis again, but he couldn't get around Tech's **Ebenezer Dowuona** and his contested running jumper from the left block was off the mark at the buzzer, setting off a court-storming celebration for the Thrillerdome crowd.

The win was Georgia Tech's first over a top-3 opponent in nearly 19 years, dating back to a 78-75 victory over No. 3 North Carolina in the 2005 ACC Tournament semifinals (March 12, 2005). It was also the Yellow Jackets' first regular-season win over a top-3 team since a 76-68 triumph at No. 3 Duke on March 3, 2004, and its first home win over a top-3 foe in three decades, going back to a 89-69 rout over top-ranked UNC on Jan. 12, 1994 at Alexander Memorial Coliseum.

Making Tech's win over the third-ranked Tar Heels even more impressive was that the Jackets' played the final 36 minutes without their second-leading scorer and leading rebounder, ACC Freshman of the Year candidate **Baye Ndongo**, who was forced out of the game before the first media timeout

Just Georgia Tech, please...

The Georgia Institute of Technology is the official title, but Georgia Tech will work fine, or just Tech (unless you're in Virginia or Texas). We would appreciate it if you would use our name in those ways. Georgia Tech University is incorrect. Thank you.

Georgia Tech By the Numbers

1	SEC Championships
1	NCAA Post-Graduate Scholar
1	Naismith Award winner
2	Final Four appearances
2	ACC regular-season titles
2	ACC Players of the Year
2	National Freshmen of the Year
3	Years a Member of the Metro Conference
4	ACC Championships
5	First-team All-America players
6	Jersey numbers retired
6	Academic All-Americans
7	NCAA Sweet 16 appearances
8	Wins over teams ranked No. 1
8	NBA lottery picks
12	ACC Rookie of the Year honorees
14	Head coaches in program history
17	NCAA Tournament berths
19	NBA first-round draft picks
25	Total postseason berths (NCAA and NIT)
32	Years a Member of the SEC
43	Years a Member of the ACC
47	Players taken in the NBA Draft
51	Players selected All-ACC
228	Weeks ranked in either AP or Coaches Poll

Tech Head Coaches in First Year

Coach	Season	Record (Conf)
John Chapman	1905-06	2-1
John Heisman	1908-09	1-6
William Alexander	1919-20	7-10
Joe Bean	1920-21	4-10
Harold Hansen	1924-25	4-12
Roy Mundorff	1926-27	17-10
Dwight Keith	1943-44	14-4 (3-1)
Roy McArthur	1946-47	12-11 (6-6)
John "Whack" Hyder	1951-52	7-15 (5-13)
Dwane Morrison	1973-74	5-21
Bobby Cremins	1981-82	10-16 (3-11)
Paul Hewitt	2000-01	17-13 (8-8)*
Brian Gregory	2011-12	11-20 (4-12)
Josh Pastner	2016-17	21-16 (8-10)#
Damon Stoudamire	2023-24	10-11 (3-7)
*NCAA Tournament		
#On-court record (22 wins, 1 loss vacated by NCAA Committee on Infractions)		

TECH NOTEBOOK

Tech's Record

	2023-24	2022-23
At home	6-5	11-6
On the road	2-5	2-9
At neutral sites	2-1	1-3
Vs. top-10 opponents	2-0	0-0
Vs. top-25 opponents	3-1	1-3
Vs. teams over .500	6-9	7-15
Vs. teams under .500	2-1	6-2
Vs. teams at .500	2-1	2-1
While in the top 25	0-0	0-0

In November	3-2	4-3
In December	5-2	3-3
In January	2-7	1-7
In February	0-0	5-4
In March/April	0-0	2-1

Wearing white uniforms	5-5	8-7
Wearing gold uniforms	2-3	6-7
Wearing navy uniforms	2-1	0-0
Wearing gray uniforms	1-2	0-4
Wearing HBE uniforms	0-0	1-0

Game is decided by 5 pts./fewer or OT	7-2	4-3
Game is decided by 10/fewer or OT	8-7	7-7

Leading at the half	7-2	11-1
Trailing at the half	2-8	3-17
Tied at the half	1-1	1-0
Leading with 5:00 to play	7-0	10-2
Trailing with 5:00 to play	3-11	3-15
Tied with 5:00 to play	0-0	2-1
In overtime games	1-0	0-1
After a bye in the ACC schedule	0-0	0-1

Tech scores 100 or more points	0-0	0-0
Tech scores 70 or more points	9-4	12-3
Tech scores fewer than 70 points	1-7	3-15
Opponent scores 100 or more points	0-0	0-0
Opponent scores 70 or more	5-11	4-16
Opponent scores fewer than 70	5-0	10-3
Opponent scores fewer than 50	0-0	0-0

Tech shoots 50 pct. or better	2-2	1-0
Opponent shoots 50 pct. or better	1-4	1-6
Opponent shoots under 40 pct.	6-1	7-0
Tech has a higher FG% than opponent	8-2	12-2
Tech has a lower FG% than opponent	1-9	3-16
FG percentage is even	0-0	0-0

Tech has more 3-point FGs	6-3	11-6
Tech has fewer 3-point FGs	4-6	1-8
3-point FGs are even	0-2	3-4

Tech attempts more FT than opponent	5-5	9-2
Tech attempts fewer FT than opponent	4-6	6-16
Free throw attempts are even	1-0	0-0

Tech outrebounds opponent	7-4	9-5
Opponent outrebounds Tech	2-6	6-13
Rebounds are even	1-1	0-0

Tech has fewer turnovers than opponent	3-6	12-6
Tech has more turnovers than opponent	7-5	3-9
Turnovers are even	0-0	0-3
Tech has more assists than turnovers	6-7	12-11

Committing more fouls	4-6	3-13
Committing fewer fouls	5-5	8-4
Fouls are even	1-0	4-1

4/more Jackets score in double figures	4-2	12-5
A Jacket scores 20 or more	9-4	6-3
A Jacket scores 30 or more	0-0	1-0

Scoring more bench points	4-5	6-10
Scoring fewer bench points	5-6	8-8
Bench scoring is even	1-0	1-0

due to a head injury. Despite being without Ndongo for the majority of the game, the Jackets (10-11, 3-7 ACC) won for just the second time in their last 10 games, while snapping North Carolina's 10-game winning streak and handing UNC (17-4, 9-1 ACC) their first conference loss of the season.

Several Yellow Jackets stepped up in Ndongo's absence, none more so than fifth-year senior **Kyle Sturdivant**, who came off the bench to score 18 points on 6-of-10 shooting, including a perfect 4-for-4 night from 3-point range. Sturdivant's 18 points were his most-ever in a home game during his four-year Georgia Tech career (the Atlanta native transferred to Tech following his freshman season at USC).

George's game-winner capped a 16-point night and Miles Kelly added 15 to round out three Yellow Jackets in double-figures. **Tyzhaun Claude**, playing 28 minutes (11 more than his season average of 16.9 minutes per game), and **Tafara Gapare**, playing 25 (10 more than his average of 14.9), grabbed eight rebounds apiece to help fill the void left by Ndongo.

Tech trailed by as many as 11 points late in the first half, but closed the opening period on a 12-1 run to send the game to halftime knotted at 37-37.

Team Trends

- **Damon Stoudamire** is only the third head coach in ACC history to defeat both Duke and North Carolina in his first year.

- Tech has exceeded a point per possession in six consecutive games, and in eight of 10 ACC games this season (KenPom.com).

- Only six Tech teams since 1997 have finished a season with a KenPom.com offensive efficiency rating higher than the current Yellow Jackets' rating of 110.4. All but one of those teams played in the post-season.

- Tech's offensive efficiency is also the highest for a **Damon Stoudamire**-coached team, as is its adjusted tempo rate of 67.4 possessions.

- Tech has made 76.8 percent of its free throws (63-of-82) in its last four games.

- Led by **Kyle Sturdivant's** 18, Tech got 39 points from its bench against North Carolina, more than half of its 74 in the game. That was a season high for the Jackets in an ACC game, one off the season high of 40 vs. UMass Lowell. Tech ranks No. 2 in the ACC in bench scoring (24.3 points per game).

- Tech is 34-of-94 from three-point range (36.0 percent) in its last four games after hitting 10 or more in four straight games (39.7 percent).

- Tech has four players averaging double digits in ACC games — **Baye Ndongo** (14.2), **Miles Kelly** (13.7 ppg), **Kowacie Reeves, Jr.** (11.1) and **Naithan George** (10.7).

- Tech ranks No. 6 in the ACC in scoring vs. conference teams (74.1 ppg), No. 6 in field goal percentage (.449), No. 5 in three-point percentage (.371), No. 1 in three-pointers per game (9.5), No. 4 in assist average (14.1) and No. 3 in assist-turnover ratio (1.28-1).

- **Miles Kelly** and **Kowacie Reeves, Jr.**, are the only Tech players to start every game this season.

- **Deebo Coleman** and **Kyle Sturdivant** have not started a game this year, but have been on the floor for 15 and 12, respectively, of Tech's games at the finish.

- At least nine players have seen the court in 20 of Tech's first 21 games (Tech played 12 against North Carolina, only eight played against Hawai'i). Eight players average more than 12 minutes per game in ACC games.

Player Highlights

- Freshman forward **Baye Ndongo** left the North Carolina game five minutes in to be evaluated for a head injury, did not return.

- Freshman point guard **Naithan George** reached double digits in points for the fifth time in the last six games with his 16-point effort against North Carolina, seventh time

A Make-or-Miss Game

Georgia Tech's offensive rankings vs. the ACC last 7+ seasons (ACC regular season games only)

Year	PPG	FG Pct.	3pt FG Pct.
2023-24	74.1 (8)	.449 (7)	.371 (5)
2022-23	66.8 (13)	.413 (15)	.341 (9)
2021-22	66.0 (12)	.428 (10)	.325 (11)
2020-21	71.8 (6)	.482 (2)	.360 (3)
2019-20	69.9 (9)	.462 (2)	.341 (6)
2018-19	60.7 (15)	.426 (8)	.306 (12)
2017-18	63.6 (14)	.419 (12)	.312 (15)
2016-17	65.1 (14)	.434 (14)	.309 (15)

this season. The 6-3 guard has averaged 14.2 points over that stretch, hitting 45.2 percent from the floor and 41.7 percent from three-point range. He also has 36 assists and nine turnovers across those six games.

- Senior point guard **Kyle Sturdivant** hit double digits for the fourth time in ACC play with his team-high 18 points against the Tar Heels, seventh time this season. It was his career-high in points for a Tech home game, though he has scored more in games away from McCamish Pavilion. Seven of his eight highest point totals have come in road or neutral games.

- **Sturdivant** went 4-for-4 from three-point range against North Carolina, a career-high for three-pointers. He had hit three four times previously.

- **Sturdivant** is 11-of-11 from the free throw line over Tech's last five games. He leads the Jackets at 88.4 percent from the line this season, 91.3 percent (21-of-23) in ACC play.

- In Tech's last five games, **Sturdivant** averaged 13.4 points and hit 22-of-49 shots from the floor, 12-of-25 from three-point range, 11-of-11 from the free throw line, 12 assists/5 turnovers

- **Tyzhaun Claude** (9 points, 8 rebounds vs. North Carolina) has averaged 6.6 points and 5.6 rebounds over Tech's last five games, hitting 10-of-14 from the floor and 13-of-17 from the foul line. He has averaged 24.8 total minutes.

- **Claude** is 15-of-19 from the free throw line over Tech's last six games, and has seven blocks over the last three.

- **Claude** and **Tafara Gapare** each exceeded their average minutes by more than 10 against the Tar Heels in an effort to make up for the loss of Ndongo (53 total minutes combined). They had eight rebounds and three blocked shots each and combined to score 15 points (6-13 FG, 3-3 FT).

- **Miles Kelly** (909) and **Tyzhaun Claude** (903) each surpassed the 900-point mark for their careers. **Kyle Sturdivant** has 59 points to go to reach that milestone, and five three-point field goals to reach 100.

- **Kelly** ranks 14th in Tech history with 154 three-point field goals, while **Deebo Coleman** is 18th with 129.

- Prior to his abbreviated game against UNC, **Ndongo** had scored in double digits in Tech's last 12 games, averaging 15.4 points and 9.3 rebounds, and hit on 66.1 percent of his field goals (78-of-118).

- **Ndongo** is converting at a 61.2-percent rate in ACC games, 60.2 percent for the season. He ranks No. 2 nationally among freshmen in field goal percentage.

- **Ndongo's** current scoring average of 12.7 points per game is the highest for a Tech freshman since Josh Okogie in 2016-17 (16.1), and his rebound average of 8.2 is tied for the second highest for a freshman (**Chris Bosh** 9.0 in 2002-23, **Derrick Favors** 8.2 in 2009-10).

- Freshman point guard **Naithan George** ranks No. 2 in the ACC in assist average (6.3 per game) and No. 1 assist-turnover ratio (3.71-1) in conference games.

- **Kowacie Reeves, Jr.**, has hit 44.4-percent of his shots from the floor and a team-best 44.4 percent from three-point range in ACC games. He shot just 19 percent from three-point range in SEC games last year at Florida.

TECH NOTEBOOK

Tech Highs and Lows
Under Damon Stoudamire

Longest winning streak:	4 games (2023-24)
Longest ACC winning streak:	1 game (2023-24)
Longest ACC home winning streak:	1 game (2023-24)
Longest losing streak:	5 games (2023-24)
Longest ACC losing streak:	4 games (2023-24)
Most points scored in a game:	93 vs. Clemson, 1/16/2024
Most points scored in a game (regulation):	88 vs. Howard, 1/9/2023
Most points scored - ACC game:	93 vs. Clemson, 1/16/2024
Fewest points scored in a game:	54 at Cincinnati, 11/22/2023
Fewest points scored - ACC game:	64 vs. Pittsburgh, 1/23/2024
Most points allowed in a game:	95 vs. Boston College, 1/6/2024
Most points allowed in a game (regulation):	95 vs. Boston College, 1/6/2024
Most points allowed - ACC game:	95 vs. Boston College, 1/6/2024
Fewest points allowed in a game:	49 vs. Alabama A&M, 12/9/2023
Fewest points allowed - ACC game:	68 vs. Duke, 12/2/2023
Largest margin of victory:	22 vs. Georgia Southern (84-62), 11/6/2023
Largest margin of victory - ACC game:	4 vs. Duke (72-68), 12/2/2023
Largest margin of victory - road game:	5 at Hawai'i (73-68), 12/22/23
Largest margin of victory - ACC road game:	3 at Clemson (93-90), 1/16/2024
Largest losing margin:	35 at Cincinnati (89-54), 11/22/23
Largest losing margin at home:	9 vs. Virginia (75-66), 1/20/2024
Largest losing margin - ACC game:	24 at Virginia Tech (91-67), 1/27/2024
Most points allowed in a win:	90 vs. Clemson, 1/16/2024
Most points scored in a loss:	87 vs. Boston College, 1/6/2024
Fewest points scored in a win:	67 vs. Mississippi State, 11/28/2023
Fewest points allowed in a loss:	72 vs. Nevada, 12/24/2023
Largest lead:	30 points vs. Alabama A&M (2nd half), 12/9/2023
Largest deficit:	41 points vs. Cincinnati (2nd half), 11/22/2023
Largest deficit overcome to win a game:	14 points vs. Howard (2nd half-16:55), 11/9/2023
Largest 2nd-half deficit overcome to win a game:	14 points vs. Howard (16:55), 11/9/2023
Largest deficit overcome to win a road game:	11 points (2nd half 13:14) vs. Massachusetts, 12/21/23
Largest lead given up in a loss:	16 points vs. Boston College (2nd half-19:36, 1/6/2024)
Largest 2nd-half lead given up in a loss:	16 points vs. Boston College (2nd half-19:36, 1/6/2024)
Highest FG pct.:	54.5 (30-55) at Duke, 1/13/2024
Highest FG pct. - ACC game:	54.5 (30-55) at Duke, 1/13/2024
Lowest FG pct.:	32.0 (24-75) at Georgia, 12/6/2023
Lowest FG pct. - ACC game:	37.5 (27-72) vs. Notre Dame, 1/9/2024
Highest 3-pt pct.:	55.0 (11-20) at Duke, 1/13/2024
Highest 3-pt pct. - ACC game:	55.0 (11-20) at Duke, 1/13/2024
Most 3-pt FG:	15 at Clemson, 1/16/2024
Most 3-pt FG - ACC game:	15 at Clemson, 1/16/2024
Lowest 3-pt pct.:	20.0 (6-30) vs. UMass Lowell, 11/14/2023
Lowest 3-pt pct. - ACC game:	26.9 (7-26) at Florida State, 1/3/2024
Highest FG pct. allowed:	55.6 (35-63) vs. Boston College, 1/6/2024
Highest FG pct. allowed - ACC game:	55.6 (35-63) vs. Boston College, 1/6/2024
Lowest FG pct. allowed:	27.6 (16-58) vs. Alabama A&M, 12/9/2023
Lowest FG pct. allowed - ACC game:	39.3 (24-61) vs. Notre Dame, 1/9/2024
Highest 3-pt pct. allowed:	47.8 (11-23) vs. Virginia, 1/20/2024
Highest 3-pt pct. allowed - ACC game:	47.8 (11-23) vs. Virginia, 1/20/2024
Lowest 3-pt pct. allowed:	10.0 (2-20) vs. Alabama A&M, 12/9/2023
Lowest 3-pt pct. allowed - ACC game:	14.3 (3-21) at Clemson, 1/16/2024
Highest FT pct.:	85.7 (18-21) vs. Massachusetts, 12/21/2023
Highest FT pct. - ACC game:	84.6 (11-13) vs. Duke, 12/2/2023
Lowest FT pct.:	42.9 (3-7) vs. Notre Dame, 1/9/2024
Most free throws made:	18 vs. Massachusetts, 12/21/2023
Most free throws attempted:	27 vs. Georgia Southern, 11/6/2023, and Howard, 11/9/2023
Fewest free throws made:	3 vs. Notre Dame, 1/9/2024
Most assists:	25 vs. Penn State, 12/16/2023
Most assists - ACC game:	20 vs. Notre Dame, 1/9/2024
Fewest assists:	7 vs. Massachusetts, 12/21/23
Most turnovers:	20 vs. Alabama A&M, 12/9/2023
Fewest turnovers:	5 at Virginia Tech, 1/27/2024
Most blocked shots:	10 at Cincinnati, 11/22/2023
Most steals:	10 vs. Georgia Southern, 11/6/2023; Notre Dame, 1/9/2024

• **Reeves** has 103 three-point field goals in his college career, including 37 in 21 games this season, more threes than in either of his first two full seasons in college.

• **Sturdivant** has 28 assists and nine turnovers in his last seven games, and has a 63/30 (2.10-to-1) ratio for the season, 31/11 vs. the ACC.

• **George** and **Sturdivant** have recorded 82 assists and just 25 turnovers combined in Tech's last eight games, a 3.28-to-1 ratio. For the season the point guard combo has a 2.48-to-1 ratio. In ACC games they have a 3.39-to-1 ratio.

• **Deebo Coleman** has just eight turnovers this season in 441 minutes (two in 181 ACC minutes), and has had 14 turnover-free games.

Tech Offensive Game Improved

Georgia Tech has seen improved offensive production from the start of its first season under head coach Damon Stoudamire, and has seen a further improvement in ACC play.

Tech has averaged 74.1 points per game and has connected on 44.9 percent of its field goal tries in ACC play, which ranks No. 8 and No. 7, respectively, in those categories. The last Tech team to average as many as 74 points per game in conference play was the 2007-08 group. Only one team since then, the 2021 ACC Championship team, shot the ball better (.482).

Tech has the sixth-most efficient offense in the ACC (107.5 points per 100 possessions in ACC games), according to KenPom.com, and ranks No. 3 in effective field goal percentage (52.9) in conference games.

Only five Tech teams have finished a season with higher offensive efficiency ratings in KenPom.com than the Yellow Jackets' current overall mark of 110.4 since he began tracking it in 1997. One of those teams won an ACC title (2021), one reached the championship game of the NCAA Tournament, and two others played in the post-season.

The Jackets have exceeded one point per possession in eight of 10 ACC games this season, and in each of the last six games.

Tech's offensive capability is spread deeper in the roster as well. For only the second time ever, seven different players have scored 20 points in a game - **Naithan George**, **Kyle Sturdivant**, **Deebo Coleman**, **Tafara Gapare** and **Kowacie Reeves, Jr.** (once each), **Baye Ndongo** (three times) and **Miles Kelly** (five times). The 2007-08 campaign was the only other time (Alade Aminu, Matt Causey, Lewis Clinch, Maurice Miller, Anthony Morrow, Zachery Peacock, Jeremis Smith).

He Can See for Miles

After testing the waters ahead of the NBA draft last spring, **Miles Kelly** returned to Georgia Tech with an expanded game, maintaining his high-level scoring while attacking the basket more, getting to the free throw line, and improving as a rebounder.

The 6-6 junior's scoring average is just 0.2 behind last season, but he has scored more points from the free throw line (59- to 53) than he did all of 2022-23, and his rebound average is up more than two per game (5.7 per game compared to 3.4). He averages 2.0 assists per game, compared to less than one per game his first two years.

His overall shooting percentages are down this season, but his norms in ACC games are close to his overall averages in 2022-23.

Kelly enjoyed the hottest streak of his career at the end of last season, averaging 20.9 points over Tech's last seven ACC games (tournament included) while connecting on 47.7 percent of his field goals and 44.3 percent of his three-point attempts.

Three Times a Rookie (of the week)

Freshman **Baye Ndongo** missed the first three games of the season with an injury, but has made the most of his time on the court since, winning the Atlantic Coast Conference's Rookie

Offense/Defense Last 8 Years

Source: KenPom.com (Nat'l rank in parentheses)

Year	Tempo	Off. Eff.	Def. Eff.
2023-24	67.4 (208)	110.4 (98)	106.4 (180)
2022-23	66.6 (212)	104.4 (182)	103.9 (149)
2021-22	68.0 (117)	100.4 (225)	99.2 (110)
2020-21	67.3 (223)	113.7 (22)	96.2 (68)
2019-20	70.0 (88)	103.0 (171)	91.8 (16)
2018-19	66.8 (225)	101.7 (228)	96.5 (43)
2017-18	66.1 (227)	103.6 (197)	98.7 (61)
2016-17	68.2 (179)	100.0 (259)	91.0 (6)

of the Week honor three times in four weeks in December and continuing to be one of the top rookies in the ACC.

Ndongo ranks fifth among freshmen in the ACC in scoring, leads in rebound average, field goal percentage and blocked shots.

He is the first Tech freshman to win the honor three times in a season since current Phoenix Suns guard **Josh Okogie** did so in the 2016-17 season.

Most recently, he was named after earning all-tournament honors and leading the Yellow Jackets to a runner-up finish at the Diamond Head Classic in Honolulu, Hawai'i. There in three games, he averaged 18.0 points and 9.3 rebounds, hitting 23-of-26 from the floor and 8-of-9 from the foul line.

He won the honor for the second time after scoring 12 points with 19 rebounds in leading the Jackets to an 82-81 overtime win over Penn State on Dec. 16 at Madison Square Garden.

The first honor came Dec. 4 after he helped Tech score back-to-back victories over ranked teams - No. 7 Duke and No. 21 Mississippi State. He had a breakout game against the Blue Devils, scoring 21 points with five rebounds, four blocked shots and two assists. He went 9-of-11 from the floor.

Baye One, Get One

Leading Georgia Tech in both scoring and rebounding in Atlantic Coast Conference games, **Baye Ndongo** is putting together the finest season for a freshman since Josh Okogie in 2016-17.

The 6-9 forward is averaging 14.2 points and 7.0 rebounds in conference play this season, 12.7 points and 8.2 rebounds overall. He has connected on 61.2 percent of his field goals vs. ACC teams, 60.2 percent in all games.

He ranks No. 2 among the nation's freshmen in rebound average and field goal percentage.

Only one freshman in Tech history, Chris Bosh in 2002-03 (9.0 rpg) has averaged more rebounds per game in a season (Derrick Favors also averaged 8.2). His 14.2 points-per-game in ACC games is the most since Okogie's 17.1 in 2016-17.

Ndongo has led the Jackets in scoring in a team-high seven games, and in rebounds in 12 games. He has done this despite missing much of pre-season practice with a broken hand, and he played only five minutes against North Carolina after being injured early.

NDONGO/OKOGIE VS. THE ACC AS FRESHMEN

Player	PPG	RPG	APG	FG%
Okogie (2016-17)	17.1	5.8	1.6	.481
Ndongo (2023-24)	14.2	7.0	0.8	.612

Curious About George

Baye Ndongo is not the only freshman who has come up big for Georgia Tech this season. **Naithan George**, who signed with Tech barely a week before the start of fall semester and did not play in the Yellow Jackets' first three games, has become a dependable performer at the point guard position.

The 6-3 freshman made his debut off the bench Nov.

TECH NOTEBOOK

The Last Time a Jacket...

Scored 30 or more points:

Miles Kelly, 30 at Syracuse, 2/28/2023

Led Tech in scoring off the bench:

Kyle Sturdivant, 18 points vs. North Carolina, 1/30/2024

Grabbed 15 or more rebounds:

Baye Ndongo, 19 vs. Penn State, 12/16/2023

Had 10 or more assists:

Nathaniel George, 11 vs. Notre Dame, 1/9/2024

Had a point/assist double-double:

Kyle Sturdivant (11 pts/10 ast) vs. Syracuse, 2/25/2023

Had a point/rebound double-double:

Baye Ndongo (11 pts, 10 rebs) at Clemson, 1/16/2024

Had a triple-double:

Ja'von Franklin, 14 pts/15 reb/10 ast at Syracuse, 2/28/2023

Played 40 minutes in regulation:

Lance Terry, Ja'von Franklin vs. Florida State, 3/7/2023

Played every minute of an overtime game:

Jose Alvarado (45 minutes/1 OT) vs. Duke, 3/2/2021

Played every minute of a multiple-OT game:

Matt Harpring (50 minutes/2 OT) vs. North Carolina, 2/9/1998

The Last Time the Jackets...

Scored 100 or more points:

vs. Clayton State (103-53) on 1/23/2022

Scored 100 or more points in regulation:

vs. Clayton State (103-53) on 1/23/2022

Scored 100 or more points in consecutive games:

vs. Jackson State (100-70) on 11/13/2006, Georgia State (103-74) on 11/16/2006

Scored 100 or more points twice in one season:

vs. Cornell (116-81), 11/13/2015, Green Bay (107-77) on 11/19/2015

Allowed 100 or more points:

vs. Georgia State (120-123) on 11/25/2020

Allowed 100 or more points in regulation:

vs. Duke (110-57) on 1/4/2017

Shot 60 percent or better:

.607 (34-56) at Georgia, 11/19/2021

Failed to make a three-point basket:

0-for-12 vs. Virginia, 1/22/2015

Did not allow a three-point basket:

0-for-11 vs. Pittsburgh, 3/5/2016

Failed to make a free throw:

0-for-3 vs. Pittsburgh, 1/14/2023

Grabbed 50 or more rebounds:

55 vs. Alabama A&M, 12/9/2023

Multiple players had a double-double:

Baye Ndongo (18 pts/10 reb) and Kyle Sturdivant (11 pts/10 reb) vs. Boston College, 1/6/2024

Multiple players had 10 or more rebounds:

Baye Ndongo (10) and Kyle Sturdivant (10) vs. Boston College, 1/6/2024

Had 25 or more assists:

25 vs. Penn State, 12/16/2023

Blocked 10 or more shots:

10 at Cincinnati, 11/22/2023

Had 15 or more steals:

15 vs. Florida State, 3/13/2021

Had fewer than 10 turnovers:

9 at Hawai'i, 12/22/2023

Had 5 or more players in double-figures in points:

Nathaniel George (20), Kyle Sturdivant (18), Kowacie Reeves, Jr. (14), Baye Ndongo (11), at Clemson, 1/6/2024

Had 6 players in double-figures in points:

Tristan Maxwell (18), Jalon Moore (15), Kyle Sturdivant (13), Lance Terry (13), Rodney Howard (11), Miles Kelly (10) vs. Alabama State, 12/17/2022

Had two or more players score 20 points:

Lance Terry (24), Miles Kelly (20) vs. Miami, 1/4/2023

Had three or more players score 20 points:

Miles Kelly (30), Lance Terry (24), Kyle Sturdivant (20) at Syracuse, 2/28/2023

Had no player score 10+ points:

Virginia (57-28 loss), 1/22/2015

Allowed no player to score 10+ points:

Hawai'i (73-40 win), 12/25/2019

Had no player play 30 minutes:

vs. Massachusetts (73-70 win), 12/21/2023

Won by 30 or more points:

Alabama State (96-60), 12/17/2022

Won by 40 or more points:

Kentucky State (98-50), 1/30/2010

Won by 50 or more points:

Clayton State (103-53), 1/23/2021

Lost by 30 or more points:

at Cincinnati (89-54), 11/22/2023

Played an overtime game:

vs. Penn State (won 82-81), 12/16/2023

Defeated a Top 10 team:

#7/7 Duke (72-68), 12/2/2023

Defeated a Top 25 team:

#7/7 Duke (72-68), 12/2/2023

Defeated a Top 10 team on the road:

#7/7 Syracuse (67-62), 3/4/2014

Defeated a Top 25 team on the road:

#16/15 Virginia Tech (69-53), 2/23/2021

Had a game postponed (subsequently rescheduled and played):

Syracuse, 12/29/2021 (COVID), played on 2/21/2022

Had a game cancelled:

Alabama A&M, 12/23/2021 (COVID)

22 in a 34-point loss at Cincinnati before head coach **Damon Stoudamire** inserted him into the starting lineup, and he helped lift the Jackets to a 67-59 win over No. 21 Mississippi State and a 72-68 win over No. 7 Duke the next week.

George has remained in the starting lineup, ranking among the ACC leaders in assists (5.1 per game, 6.3 in ACC games) and assist/turnover ratio (2.84-1 overall, 3.71-1 in conference games) while averaging 9.6 points a game.

He has reached double figures in points in five of Tech's last six games, leading the Jackets in scoring in three of those (17 at Duke, 20 at Clemson, 15 vs. Virginia). He added 36 assists against just nine turnovers in 164 minutes.

At Clemson, George made two three-point field goals in the final 20 seconds of regulation, and made two more field goals in the final minute of the second overtime, 10 of his 20 points. His driving layup over 6-11 Armando Bacot with seven seconds remaining lifted Tech to its win over North Carolina.

TECH'S FRESHMAN POINT GUARDS

Player (Season)	PPG	RPG	APG	FG%	3PT%	FT%
Nathaniel George (2023-24)	9.6	2.0	5.1	.412	.273	.673
Jose Alvarado (2017-18)	12.1	3.7	3.1	.448	.370	.802
Javaris Crittenton (2006-07)	14.4	3.7	5.8	.450	.356	.783
Jarrett Jack (2002-03)	9.5	3.5	6.0	.455	.283	.703
Tony Atkins (1998-99)	11.3	3.7	4.8	.316	.288	.667
Stephon Marbury (1995-96)	18.9	3.1	4.6	.457	.370	.738
Travis Best (1991-92)	12.3	2.5	5.7	.449	.386	.735
Kenny Anderson (1989-90)	20.6	5.5	8.1	.515	.410	.733
Mark Price (1982-83)	20.3	3.8	3.3	.435	.440	.877

Sturdivant Sturdy off the Bench

Senior point guard **Kyle Sturdivant** has transitioned from starting point guard at the end of last season to back up in his final season as a Yellow Jacket, and continues to provide steady play for the Yellow Jackets at the position.

He is Tech's fifth-leading scorer at 8.7 points per game and has averaged 3.1 assists per game along with a 2.10-1 assist/turnover ratio. He has eight double-digit scoring games, including a career-high of 21 to lift the Jackets to a 73-70 win over UMass in the Diamond Head Classic, and 18 points in Tech's win over No. 3 North Carolina.

Just as key in Tech's Jan. 16 win at Clemson, Sturdivant scored 15 of his 18 points in the second half and overtime, hitting 5-of-5 from the free throw line. He started Tech's rally from nine points down with under two minutes remaining by hitting three free throws after getting fouled on a three-point attempt.

He is Tech's top free throw shooter by percentage at 88.4 percent (38-43), but does not have enough free throws made to qualify for ACC rankings.

Sturdivant played the best basketball of his career over Georgia Tech's last 12 games in 2022-23, averaging 12.8 points over the last 12 games, reaching double figures in nine of them. He made 20-of-57 from three-point range (35.1 pct.)

over that stretch, and had a 53/19 assist/turnover ratio.

He accomplished Tech's first point/assist double-double in six years when he scored 11 points with 10 assists on Tech's Senior Day (Feb. 25) victory against Louisville. He scored a career-high 20 points to help the Jackets run away with a 96-76 win at Syracuse.

Seven of Sturdivant's eight highest scoring games of his career have all come away from home:

- 21 vs. UMass (Diamond Head Classic), 12/21/2023
- 20 at Syracuse, 2/28/2023
- 18 at Clemson, 1/16/2024
- 18 at Notre Dame, 1/10/2023
- 17 at Louisville, 2/1/2023
- 16 at Pittsburgh, 2/21/2024
- 16 vs. Pittsburgh (ACC Tournament), 3/8/2024

Show Me The Way (cie)

After a five-star prep career and two seasons as a solid member of the roster at Florida, Kowacie Reeves, Jr., has blossomed as a key member of his new team at Georgia Tech.

The 6-7 guard from Macon, Ga., about 70 miles south of Atlanta, has started every game for the Yellow Jackets this season (he started 17 in two seasons at Florida) and averaged more than 32 minutes a game, twice his court time with the Gators.

Reeves has nearly doubled his career scoring average both in all games and conference games and has markedly improved his shooting percentages from the floor.

REEVES IN ALLGAMES

Years	PPG	RPG	FG%	3FG%	FT%
Career at UF	7.0	2.1	.377	.292	.724
At GT	11.3	4.0	.434	.394	.818

REEVES IN CONFERENCE GAMES

Years	PPG	RPG	FG%	3FG%	FT%
Career at UF	6.3	1.7	.352	.252	.754
At GT	11.1	3.2	.444	.444	.700

Jackets Runner-up in Hawai'i

Georgia Tech came up short in its bid to win an in-season tournament for the first time in 20 years, falling by a 72-64 score against Nevada in the championship game of the Diamond Head Classic in Honolulu, Hawai'i.

The loss snapped a four-game winning streak for Tech, which defeated Massachusetts, 73-70, in the quarterfinals and Hawai'i, 73-68, in the semifinals of the tournament.

Freshman **Baye Ndongo** was voted to the all-tournament team after averaging 18.0 points and 9.3 rebounds over the three games. The 6-9 forward hit 23-of-26 field goal attempts and 8-of-9 free throws.

Tech All-Time vs. the ACC

Opponent	Overall	in ACC	Tourney	In McCamish Pavilion	In Opponent Current Venue	Current Streak
Boston College	19-13	15-12	1-3	4-2	6-6	Lost 1
Clemson	68-77	40-54	4-1	6-5	10-42	Won 1
Duke	25-78	21-66	3-7	2-5	5-39	Lost 1
Florida State	33-46	23-32	2-2	3-3	8-19	Lost 1
Louisville	15-26	2-10	0-1	2-4	0-5	Won 1
Miami	13-16	11-15	1-1	3-4	4-7	Won 1
North Carolina	28-72	26-58	5-4	3-5	5-27	Won 1
NC State	44-58	36-44	3-3	2-4	7-11	Lost 1
Notre Dame	13-16	7-14	0-1	7-4	1-10	Lost 1
Pittsburgh	12-9	7-9	0-2	5-3	2-4	Lost 4
Syracuse	8-9	6-6	--	4-2	3-5	Won 1
Virginia	40-48	38-47	5-5	2-6	1-10	Lost 11
Virginia Tech	9-23	7-19	1-3	3-5	2-12	Lost 1
Wake Forest	46-42	45-40	0-4	6-1	10-21	Lost 2

TECH NOTEBOOK

Tech in the NBA / G League

Player (years at Tech)	Team
Jose Alvarado (2017-21)	New Orleans Pelicans
James Banks III (2018-20)	Maine Celtics (G League)
Michael Devoe (2018-22)	Memphis Hustle (G League)
Derrick Favors (2009-10)	Windy City Bulls (G League)
Josh Okogie (2016-18)	Phoenix Suns
Thaddeus Young (2006-07)	Toronto Raptors

Tech Alumni Elsewhere

Player (years at Tech)	Current/Most Recent Team
Brandon Alston (2017-19)	Batumi (Georgian Superleague)
Alade Aminu (2005-09)	Gigantes de Carolina (Puerto Rican BSN)
Demarco Cox (2014-15)	Quimper (France)
Mouhammad Faye (2006-08)	Promithias (Greece)
Ja'von Franklin (2022-23)	Borac CA (Serbia)
Marcus Georges-Hunt (2012-16)	Kuwait (Kuwait DI)
Trae Golden (2013-14)	Beijing (China)
Abdoulaye Gueye (2014-19)	Sigortam (Turkish BTL)
Josh Heath (2014-17)	Spirou Basket Charleroi (Belgium)
Ben Lammers (2014-18)	Gran Canaria (Spain)
Gani Lawal (2007-10)	Plateros de Fresnillo (Mexico LNBP)
Daniel Miller (2009-14)	Levanga Hokkaido Sapporo (Japan)
Charles Mitchell (2014-16)	Obera (Argentinian La Liga)
Khalid Moore (2018-22)	GS Lavrio AC (Greece)
Zachery Peacock (2006-10)	FOS Provence (France)
Shembari Phillips (2018-20)	Baskets Koblenz (Germany)
Glen Rice, Jr. (2009-12)	Power (Big3)
Robert Sampson (2013-15)	Nhatrang Dolphins (Vietnam)
Avi Schafer (2017-19)	Mikawa Sea Horses (Japan)
Adam Smith (2015-16)	Surne Bilbao Basket (Spain)
Jordan Usher (2019-22)	Perth Wildcats (Australia)
James White (2015-16)	Mauricio Baez (Dominican Republic)
Moses Wright (2017-21)	Shanxi Loongs (China)

Former Tech Players in Coaching

Player (years at Tech)	Current Position
Kenny Anderson (1989-91)	Fisk University HC
Ty Anderson (2006-09)	Wofford AC
Rod Balaris (1990-94)	Howard AC
Anthony Byrd (1981-84)	Knightdale (N.C.) HS HC
Shaun Fein (1999-2001)	Los Angeles Clippers AC
Jarrett Jack (2002-05)	Detroit Pistons AC
Winston Neal (1999-01)	Columbia State (Tenn.) HC
Fred Vinson (1992-94)	New Orleans Pelicans AC
Mfon Udofia (2009-13)	Long Island Nets (G League) HC

Former Tech Coaches in Coaching

Coach (years at Tech)	Current Position
Amir Abdur-Rahim (2011-12)	South Florida HC
Sherman Dillard (1988-94)	Iowa AC
Chad Dollar (2011-16)	Cincinnati AHC
Brian Eskildsen (2022-23)	UC Santa Barbara AC
Bruce Evans (2012-16)	North Florida AC
Tavaras Hardy (2016-18)	Loyola-Maryland HC
Paul Hewitt (2000-11)	Ontario (G League) HC
Chris Kreider (2007-09)	SMU AC
Darryl LaBarrie (2010-11, 2016-18)	Tulane AC
Robert McCullum (2010-11)	Florida A&M HC
Mamadou N'Diaye (2014-16)	Central Florida AC
Billy Schmidt (2011-14)	Chicago Bulls AC
Cliff Warren (2000-05)	SMU AC
Anthony Wilkins (2018-23)	Vanderbilt AC
Charlton Young (2005-09)	Missouri AC

Senior **Kyle Sturdivant** scored a career-high 21 points to lead the Jackets against UMass, helping Tech erase an 11-point second-half deficit to get the win.

Against Hawai'i, Ndongo posted his second double-double of the season with 22 points and 12 rebounds. Tech led the game by as many as 21 points in the second half, then saw it completely evaporate before holding on in the last four minutes.

Ndongo scored 20 points with eight rebounds in the final against Nevada. Tech trailed nearly the entire game, rallying to within a single point twice in the final minutes before the Wolf Pack prevailed behind 30 points from Kenan Blackshear.

Three Wins Over Top-25 Teams

For the first time since its ACC Championship season of 2020-21, Georgia Tech has defeated three top-25 teams in the same season - No. 21 Mississippi State, No. 7 Duke and No. 3 North Carolina. Tech has a 3-1 record in games vs. top-25 teams, with the one loss coming in a close game at No. 7 Duke (84-79) in January.

Tech was 5-4 against top-25 teams in 2020-21.

The Yellow Jackets handed North Carolina their first ACC loss this season after a 9-0 start with a 74-73 win on Jan. 30 at McCamish Pavilion. It was Tech's first win over a team ranked in the top-3 since it downed the third-ranked Tar Heels in the semifinals of the 2005 ACC Tournament. It was the Jackets' first win over a top-3 team in the regular season since a March 3, 2004 win at No. 3 Duke, and its first win over a top-3 team at home since an 89-69 win over No. 1 North Carolina on Jan. 12, 1994.

Tech toppled two top-25 teams in the same week before Christmas, first holding No. 21 Mississippi State to a season low in points in a 67-59 victory on Nov. 28. They followed that win by defeating No. 7 Duke, 72-68, on Dec. 2 to open its Atlantic Coast Conference schedule.

Tech won consecutive games against top-25 teams for the first time since the 2020-21 season - Feb. 23 at No. 16 Virginia Tech (69-53) and March 13 vs. No. 15 Florida State (80-75). The Yellow Jackets defeated No. 21 Mississippi State Tuesday night. The last time Tech played top-25 teams in back-to-back games and beat both was the 2016-17 season - Jan. 25 vs. No. 6 Florida State (78-56) and Jan. 28 vs. No. 14 Notre Dame (62-60).

Jackets At-A-Glance

Georgia Tech returns four scholarship players from its 2022-23 team, each of who started the final 10 games of the season, which included seven victories. All of them are perimeter players and were four of the top five scorers from that team - 6-6 junior **Miles Kelly** (14.4 ppg), 6-2 senior **Lance Terry** (10.1 ppg), 6-6 junior **Deebo Coleman** (9.7 ppg) and 6-3 senior **Kyle Sturdivant** (9.5 ppg).

They form the nucleus of a squad to which head coach **Damon Stoudamire** has added a five-player transfer class ranked No. 17 in the nation by 247Sports, and four scholarship freshmen.

Five of the newcomers are guards and wings, including 6-4 sophomore **Amaree Abram** (8.0 ppg at Ole Miss), 6-9 sophomore **Tafara Gapare** (3.4 ppg at Massachusetts), 6-3 freshman **Naithan George** (Toronto, Canada), 6-7 junior **Kowacie Reeves** (8.5 ppg at Florida) and 6-6 freshman **Ibrahima Sacko** (Conakry, Guinea). The Jackets lost just one guard who played significant minutes (**Deivon Smith** transferred to Utah).

Stoudamire totally rebuilt the frontcourt, which lost undersized, but productive 6-7 center **Ja'von Franklin**, by signing 6-7 graduate senior **Tyzaun Claude** (15.4 ppg, 8.6 rpg at Western Carolina) and 6-11 **Ebenezer Dowuona** (1.7 ppg, 1.9 rpg at NC State) out of the transfer portal and adding a pair of freshmen in 6-9 **Baye Ndongo** (Mbore, Senegal) and 6-9 **Ibrahim Souare** (Conakry, Guinea).

Career Games With ...

Led Tech in Points	2023-24	Career
Deebo Coleman	1	5
Tafara Gapare	1	1
Naithan George	3	3
Miles Kelly	6	18
Baye Ndongo	7	7
Kowacie Reeves, Jr.	3	3
Kyle Sturdivant	2	5
Lance Terry	-	5

Led Tech in Rebounds	2023-24	Career
Tyzaun Claude	4	4
Tafara Gapare	1	1
Miles Kelly	4	4
Baye Ndongo	12	12
Kowacie Reeves, Jr.	2	2

Double-Figure Points	2023-24	Career
Amaree Abram	-	8
Tyzaun Claude	3	46
Deebo Coleman	4	25
Ebenezer Dowuona	-	3
Tafara Gapare	1	1
Naithan George	7	7
Miles Kelly	18	46
Carter Murphy	-	13
Baye Ndongo	13	13
Kowacie Reeves, Jr.	11	30
Kyle Sturdivant	8	34
Lance Terry	-	46

20-plus Points	2023-24	Career
Amaree Abram	-	2
Tyzaun Claude	-	5
Deebo Coleman	1	2
Tafara Gapare	1	1
Naithan George	1	1
Miles Kelly	5	12
Baye Ndongo	3	3
Kowacie Reeves, Jr.	1	3
Kyle Sturdivant	1	2
Lance Terry	-	6

30-plus Points	2023-24	Career
Miles Kelly	1	1

10-plus Rebounds	2023-24	Career
Tyzaun Claude	1	18
Miles Kelly	2	2
Baye Ndongo	5	5
Kowacie Reeves, Jr.	1	1

Double-Doubles	2023-24	Career
Tyzaun Claude	1	18
Miles Kelly	2	2
Baye Ndongo	4	4
Kyle Sturdivant	1	*2

*includes one game points and assists

Tech Among ACC Leaders

All Games	Player	#	Rank
Assist/TO ratio	Naithan George	2.84	5
Assists per game	Naithan George	5.1	2
Blocks per game	Baye Ndongo	1.33	8
	Tafara Gapare	1.11	10
Rebounds per game	Baye Ndongo	8.2	7
Off. reb. per game	Baye Ndongo	2.56	6
	Tyzaun Claude	2.33	9
Def. reb. per game	Baye Ndongo	5.61	8
	Miles Kelly	4.52	15
Field goal pct.	Baye Ndongo	.602	3
Minutes per game	Miles Kelly	31:57	18
	Kowacie Reeves, Jr.	31:42	22

TECH NOTEBOOK

McCamish Pavilion 411

Name: McCamish Pavilion (mc-KAM-ish), named for Atlanta insurance executive Hank McCamish who gave the lead gift for the facility

Capacity: approximately 8,600 (6935 court level, 1665 balcony level)

Cost: \$50 million

Contractor: Whiting-Turner

Architect: Populous

Cremins Court: the court remains named for the former Tech head coach

Alexander Courtyard: located at the Fowler Street entrance, honors the former Tech director of athletics and the history of the former Tech home arena named for him

Grand entrance: 10th and Fowler Streets, foyer includes graphic representations of retired jerseys and Tech's two Final Four appearances

Other entrances: West entrance off Fowler Street (students and media), East entrance from main arena parking (for club patrons)

Features: center-hung scoreboard and video boards, mezzanine fascia ribbon boards, theatrical lighting, primarily chairback seating, club area

Facts and Dates

- 2,500 cubic yards of concrete removed
- 3,000 cubic yards of concrete installed
- 500 tons of new steel installed
- Over 1 mile of new railing installed
- 20,000 gallons of paint used
- 2,000 feet of new mechanical piping
- 2,500 feet of new ductwork
- \$4M in new audio-visual and scoreboards
- 50 TV's throughout the concourse and Callaway Club
- Farthest distance material traveled to site: 4,835 miles
- Shortest distance material traveled to site: 1 mile
- Number of Tech alumni involved in the project: over 100
- Number of days construction took: 520
- Number of 1950's old style Coke bottles found while installing the underground foundations: 11
- Number of new staircases: 13
- Number of new sports lights for the competition floor: Over 300
- 270-degree court view from concourse

Groundbreaking: May 5, 2011

Opening: October, 2012

First public event: Oct. 21, 2012 - Jacket Jam (men's and women's scrimmages)

First men's game: Nov. 9, 2012 vs. Tulane

Head coaches: Brian Gregory of Georgia Tech, Ed Conroy of Tulane

Officiating crew: Karl Hess, Gary Maxwell, Raymond Styons

TV announce crew: Tom Werme, Cory Alexander (ACC Network, syndicated over-the-air iteration)

First Tech points: Marcus Georges-Hunt (2 FT, 18:13, 1st half)

First basket: Tulane's Josh Davis (18:44, 1st half)

Attendance: 8,600 (sellout)

First women's game: Nov. 11, 2012 vs. Tennessee

Tech played 55 seasons in Alexander Memorial Coliseum, compiling a record of 556-194 (.741). Miami was the last team to play Tech there, a game Tech won, and was the first ACC team to play in McCamish Pavilion, which Miami won. For the 2011-12 season, Tech played its home games at Philips Arena and the Arena at Gwinnett.

General Storylines for 2023-24

• **109th season** - Georgia Tech is playing its 109th season of basketball in 2023-24, having compiled an all-time on-court record of 1,447-1,316 (22 wins and one loss from the 2016-17 and 2017-18 seasons were vacated by the NCAA Committee on Infractions).

• **Tech in the ACC** - Tech is playing its 45th season as a member of the Atlantic Coast Conference, having won the conference championship in 1985, 1990, 1993 and 2021. Prior to that, Tech competed in the Metro Conference for three seasons from 1975-78, was an independent from 1964-75, and was a member of the Southeastern Conference for 32 years from 1932-64, winning one title in 1938.

• Tech has been projected to finish 13th in the ACC standings this season by a vote of the conference's official media panel, the same position in which it finished last season after being projected to finish last. Tech has finished ahead of its media projection six of the last season seasons.

• Tech has a total of nine scholarship newcomers on its roster, five transfers who were judged the 17th best transfer class in the country by 247Sports, and four freshmen.

• Tech's five transfers combined to play in 263 games in their careers, and made 116 starts at their previous schools. They have combined for 19 of a possible 30 starts this season.

• **Kyle Sturdivant**, a transfer himself from USC prior to the 2020-21 season, is the elder statesman on the Tech roster, playing his fourth season. He is the lone player remaining from Tech's 2021 ACC Championship team.

• Tech concluded its non-conference schedule 7-4 against a slate that included six teams that won 20 or more games in the 2022-23 season, four of them post-season teams. Tech's four non-conference losses came to teams that currently have a combined record of 58-21.

Stoudamire Begins New Chapter for Tech

Damon Stoudamire, well-known throughout the basketball world for his success as a player and coach at the collegiate and professional levels, was named the 15th head coach in Georgia Tech men's basketball history on March 13.

Stoudamire comes to Georgia Tech after most recently serving as an assistant coach of the Boston Celtics, who currently sit atop the NBA's Atlantic Division standings. He was with the Celtics for nearly two seasons (2021-22 and 2022-23), after a successful five-season stint as the head coach at Pacific (2016-21). At Pacific, he was named West Coast Conference Coach of the Year in 2020 after leading the Tigers to a 23-10 record in 2019-20, good for the program's best winning percentage (.697) in 15 years, and a third-place finish in the powerful WCC (behind only national powers Gonzaga and St. Mary's). He also was named the recipient of the Ben Jobe Award, given to the nation's top minority head coach.

Stoudamire established himself as one of his generation's premier players when he was a three-time all-conference performer, the 1995 Pac 10 co-Player of the Year and a consensus first-team All-American at Arizona, where he played for four seasons from 1991-95. After helping lead the Wildcats to the Final Four as a junior in 1994, he capped his collegiate career by averaging 22.8 points per game, en route to the co-conference Player of the Year and consensus first-team All-America recognition in 1995. He was a finalist for 1995 Wooden Award (National Player of the Year).

At the conclusion of his Arizona career, Stoudamire was the Wildcats' all-time leader in 3-pointers made (272) and ranked second in points (1,849) and fourth in assists (663). He was the only player in Arizona history with two 40-point games.

His amateur career also included helping lead the United States to the gold medal in the 1993 World University Games (where he led the team in assists and steals despite being the youngest player on the roster) and the bronze at the 1994 Goodwill Games.

Tech Signees Nominated for McDonald's All-American Game

Georgia Tech recruits **Jaeden Mustaf** and **Cole Kirouac**, who both signed letters-of-intent to play for the Yellow Jackets in November, have been nominated to play in the McDonald's All-American Game.

Mustaf and Kirouac were on the list, released this week, of more than 700 boys and girls currently playing high school basketball. The top 48 players from that list will participate in an annual all-star games to be played in April at the Toyota Center in Houston.

Mustaf, a 6-4 combo guard whose father Jerrod starred at Maryland in the late 1980s, hails from Bowie, Md., but is attending Overtime Elite in Atlanta for his senior year after attending Carmel Christian Academy in North Carolina last year. Kirouac, a rapidly developing 6-11 big man, is from Cumming, Ga., and attended North Forsyth High School before enrolling at Brewster Academy in Wolfeboro, N.H., for his senior year.

Mustaf is ranked No. 51 overall in the 247Sports composite ranking, and No. 7 at his position. He earned all-state honors last season at Carmel Christian School, leading the Cougars to a 28-4 record and a berth in the state championship game. He averaged 15.9 points, 5.8 rebounds and 3.8 assists. He began his prep career at legendary DeMatha Catholic High School in Hyattsville, Md., where his father attended. There, he averaged 8.5 points, 3.8 rebounds and 2.3 assists as a sophomore. He also enjoyed a standout summer on the Nike EYBL Circuit in 2023 and was named MVP of the 2022 adidas 3SSB 17U Championship.

Ranked No. 30 among centers and No. 181 overall in the 247Sports composite ranking, Kirouac attended North Forsyth High School in Cumming, where he was named honorable mention all-state and also to the 6A Region 8 all-region team for his play throughout the 2022-23 season. Kirouac made the 6A Region 8 all-tournament team for his performance in the postseason, and was selected to play in the Georgia Athletic Coaches Association all-star game after the season. For the 2022-23 season, he averaged 14 points, 10 rebounds and two blocked shots per game. He played AAU ball for the Atlanta Xpress, and finished fifth in rebounding on the UA Next Circuit in 2023 (8.2 rpg).

Three Tech Alumni on NBA Rosters

Since 1982, Georgia Tech has produced 19 first-round NBA draft picks and 46 draft picks overall. A total of 42 Georgia Tech alumni have played in the NBA.

Three former Georgia Tech players played the 2022-23 season in the NBA - **Jose Alvarado** in his second season with the New Orleans Pelicans, **Josh Okogie** in his second season with the Phoenix Suns after playing four years in Minnesota, and **Thaddeus Young**, a 17-year NBA veteran in his second full season with the Toronto Raptors.

Derrick Favors, a 12-year NBA veteran who found himself a free agent at the beginning of the 2022-23 season, is on the roster of the Chicago Bulls' G League team.

Two other former Yellow Jackets played a full season in the G League in 2022-23 and are now with different G League teams - former center James Banks III with the Maine Celtics and Michael Devoe with the Memphis Hustle.

Moses Wright, who was on the Dallas Mavericks roster in 2021-22, played in China last season and is now in Greece.

Five-Star Player Development

Notable player development successes over the past several seasons include **Josh Okogie**, **Ben Lammers**, **Abdoulaye Gueye**, **James Banks III**, **Jose Alvarado**, **Moses Wright**, **Michael Devoe** and **Jordan Usher**, who maximized their skill sets and their production and are now all playing professionally either in the United States or abroad.

Josh Okogie went from being ranked 11th in the state as a HS senior to a first-round NBA draft pick, and is now in

TECH NOTEBOOK

his fifth season in the NBA. Gueye, a 6-9 forward, developed from a project player into an ACC-level contributor, and graduate transfer Brandon Alston had similar statistical numbers at the ACC level as he compiled in two seasons at Lehigh, and both are now playing professionally overseas.

Jose Alvarado, a three-star guard out of Brooklyn, N.Y., who started as a freshman, improved his scoring, shooting and ballhandling every year as a Yellow Jacket, finishing his career with 1,429 points and ranking among the top 10 in Tech history in assists, steals and three-point field goals. He became the ACC's Defensive Player of the Year and a second-team All-ACC choice in 2021, and is in his third season with the NBA's New Orleans Pelicans.

Moses Wright, an unheralded and unrated prospect from Raleigh, N.C., became a stalwart in the Tech lineup as a junior and the ACC Player of the Year as a senior. The 6-9 forward was Tech's leading scorer and rebounder on an ACC Championship squad and also made the conference all-defensive team. He was signed to the Los Angeles Clippers G League affiliate as a free agent, then signed a two-way contract with the Dallas Mavericks midway through the 2021-22 season. He has played the last two seasons overseas (China, Turkey, Greece).

Michael Devoe, a four-star prospect out of Orlando, Fla., came to Tech as a heralded scorer and outside shooter, but developed into a much more rounded player by his senior year, when he led the Jackets in scoring and assists and was the team's third-leading rebounder and second-leading steal artist. As a senior, he was one of only nine players in Division I to average 17.9 points, 4.9 rebounds, 3.1 assists and 1.4 steals. Devoe is in his second season in the NBA G League.

Jordan Usher, a four-star prospect from Canton, Ga., who played at Southern California for his first two seasons, started all but one game over two-plus seasons at Tech and was the Jackets' No. 2 scorer in 2021-22. He played the 2022-23 in Turkey and is now in Australia.

James Banks III, a 6-10 center, made the ACC's All-Defensive team twice in two years and finished his career No. 8 in blocked shots at Tech. He has played three seasons in the NBA G League.

Winning Starts at Home

Georgia Tech has compiled a 129-73 record at home since McCamish Pavilion opened for the 2012-13 season. Tech set a program record for wins at home (17) in 2016-17, including a 7-2 ACC record and two NIT victories.

Tech is 39-34 against ACC teams in the last seven-plus seasons, including an 11-11 mark against ranked opponents, and has an 86-48 overall mark.

Tech is playing its 12th season in McCamish Pavilion, which was essentially brand new when it opened for the 2012-13 season. The only physical elements of McCamish Pavilion that remain from the venerable Alexander Memorial Coliseum are the roof and the 32 steel ribs that support it.

The capacity of McCamish Pavilion is 8,600, including 1,665 seats in the new balcony level and 6,935 seats in the lower seating bowl. There are no suites, but there is a club area that seats 500. Alexander Memorial Coliseum seated 9,191 spectators in its final configuration.

The most impressive features of McCamish Pavilion are its grand entrance, which fronts 10th and Fowler Streets, the ability for patrons to view the court from the main concourse all the way around, and the theatrical lighting system, which concentrates light on the court while leaving the seating areas dark, modeled after the Staples Center in Los Angeles and Madison Square Garden in New York.

Prior to the opening of McCamish Pavilion, Tech played 55 seasons in Alexander Memorial Coliseum, compiling a record of 556-194 (.741). Miami was the last team to play Tech in Alexander Memorial Coliseum, a game Tech won, and was the first ACC team to play in McCamish Pavilion on Jan. 5, which Miami won. For the 2011-12 season, Tech played its home games at Philips Arena and the Arena at Gwinnett.

Arts and Letters

Beginning with Moe Miller and Lance Storrs in the summer of 2011, every four-year scholarship senior in the Georgia Tech program has graduated, with the exception 2019 senior Ben Lammers, who is playing pro ball overseas and needs to complete one course, and 2021 senior Jose Alvarado, who likewise needs to complete one course.

Eleven different Georgia Tech players have made the ACC All-Academic team since it was established in 2011, with Marcus Georges-Hunt and Tadic Jackson making it twice.

BASKETBALL GRADUATES

2012 - Derek Craig, Nick Foreman
2013 - Mfon Udofia, Pierre Jordan (Master's), Brandon Reed
2014 - Kammeon Holsey, Daniel Miller, Jason Morris
2015 - Robert Sampson
2016 - Marcus George-Hunt, Travis Jorgenson
2017 - Josh Heath, Corey Heyward, Kellen McCormick (Master's), Jodan Price (Master's), Rand Rowland, Quinton Stephens
2018 - Tadic Jackson, Ben Lammers
2019 - Abdoulaye Gueye, Sylvester Ogbonda, Brandon Alston (Master's)
2020 - Evan Cole
2021 - Shembari Phillips, Malachi Rice, Moses Wright
2022 - Michael Devoe, Khalid Moore, Bubba Parham

Tech's NCAA Tournament History

Georgia Tech has played in the NCAA Tournament 17 times in its history. Sixteen of those appearances have occurred from 1985 to the present, 10 under Bobby Cremins and five under Paul Hewitt.

The most recent was 2021, when the Yellow Jackets won the ACC Championship and earned an automatic bid, then fell 71-60 to Loyola Chicago in the opening round of the Midwest Regional.

That ended an 11-year hiatus from the NCAA Tournament that dated back to 2010, when the Yellow Jackets defeated Oklahoma State in the first round before losing to Ohio State in the round of 32 of the Midwest Regional.

Tech has a record of 23-17 in NCAA Tournament play, highlighted by its 2004 trip to the NCAA title game as well as a Final Four berth in 1990. The Yellow Jackets have reached the NCAA Sweet 16 seven times (1960, 1985, 1986, 1990, 1992, 1996, 2004).

The 2004 and 2005 appearances were Tech's first back-to-back appearances since Bobby Cremins led the Institute to the Big Dance nine straight years from 1985-93.

Georgia Tech has won at least one game in 11 of its 17 previous NCAA Tournament appearances.

Tech's ACC Tournament History

Georgia Tech has played in 43 ACC Tournaments (did not play in 2020 due to NCAA sanctions), and has a 29-39 all-time record in the event. The Yellow Jackets have won four championships, in 1985 (Atlanta), 1990 (Charlotte), 1993 (Charlotte) and 2021 (Greensboro).

Tech has been a runner-up four times (1986, 1996, 2005, 2010). The 1986, 1996 and 2010 runs to the finals occurred in Greensboro. Tech also made the finals in 2005 at the Verizon Center in Washington, D.C.

Tech was 0-2 in the ACC Tournament under coach Dwane Morrison, 15-16 under Bobby Cremins (including all three titles), 9-11 under Paul Hewitt (runner-up in 2005 and 2010), 2-5 under Brian Gregory, and 3-5 under Josh Pastner.

Tech did not play in the 2020 tournament while serving an NCAA postseason ban.

Top Freshman Seasons (ppg)

Kenny Anderson** (1989-90)	20.6
Mark Price** (1982-83)	20.3
Stephon Marbury** (1995-96)	18.9
Dion Glover (1997-98)	18.4
Josh Okogie (2016-17)	16.1
Chris Bosh** (2002-03)	15.6
Dennis Scott** (1987-88)	15.5
Javaris Crittenton (2006-07)	14.4
Thaddeus Young (2006-07)	14.4
Bruce Dalrymple** (1983-84)	13.6
Glen Rice, Jr. (2010-11)	13.3
Baye Ndongo (2023-24)	12.7
Derrick Favors** (2009-10)	12.4
Travis Best (1991-92)	12.3
Tom Hammonds** (1985-89)	12.2
Matt Harpring (1994-95)	12.1
John Salley (1982-83)	11.5
Tony Akins (1998-99)	11.3
**ACC Rookie of the Year	

Top Freshman Seasons (rpg)

Chris Bosh** (2002-03)	9.0
Derrick Favors** (2009-10)	8.4
Baye Ndongo (2023-24)	8.2
Jeremis Smith (2005-06)	8.2
Malcolm Mackey (1989-90)	7.5
Bruce Dalrymple** (1983-84)	6.9
Alvin Jones (1997-98)	6.7
Tom Hammonds** (1985-86)	6.4
James Forrest (1991-92)	6.4
Matt Harpring (1995-96)	6.2
Josh Okogie (2016-17)	6.2
**ACC Rookie of the Year	

Top Freshman Seasons (apg)

Kenny Anderson** (1989-90)	8.14
Jarrett Jack (2002-03)	5.97
Javaris Crittenton (2006-07)	5.75
Travis Best (1991-92)	5.66
Drew Barry (1992-93)	5.47
Naithan George (2023-24)	5.12
Iman Shumpert (2008-09)	4.97
Tony Akins (1998-99)	4.77
Stephon Marbury** (1995-96)	4.47
Dennis Scott** (1987-88)	3.62
Mark Price** (1982-83)	3.25
Brian Oliver (1986-87)	3.17
Jose Alvarado (2017-18)	3.08
**ACC Rookie of the Year	

BIO UPDATES

Head Coach Damon Stoudamire • 1st season at Tech

Well-known throughout the basketball world for his success as a player and coach at the collegiate and professional levels, Damon Stoudamire became the 15th head coach in Georgia Tech men's basketball history on March 14, 2023.

Stoudamire comes to Georgia Tech after most recently serving as an assistant coach of the Boston Celtics, who currently sit atop the NBA's Atlantic Division standings. He was with the Celtics for nearly two seasons (2021-22 and 2022-23), after a successful five-season stint as the head coach at Pacific (2016-21). At Pacific, he was named West Coast Conference Coach of the Year in 2020 after leading the Tigers to a 23-10 record in 2019-20, good for the program's best winning percentage (.697) in 15 years, and a third-place finish in the powerful WCC (behind only national powers Gonzaga and St. Mary's). He also was honored with the Ben Jobe Award, given annually to the nation's top minority head coach.

Stoudamire established himself as one of his generation's premier players when he was a three-time all-conference performer, the 1995 Pac-10 co-Player of the Year and a consensus first-team All-American at Arizona, where he played for four seasons from 1991-95. After helping lead the Wildcats to the Final Four as a junior in 1994, he capped his collegiate career by averaging 22.8 points per game, en route to the co-conference Player of the Year and consensus first-team All-America recognition in 1995. He was a finalist for 1995 Wooden Award (National Player of the Year).

At the conclusion of his Arizona career, Stoudamire was the Wildcats' all-time leader in 3-pointers made (272) and ranked second in points (1,849) and fourth in assists (663). He was the only player in Arizona history with two 40-point games.

His amateur career also included helping lead the United States to the gold medal in the 1993 World University Games (where he led the team in assists and steals despite being the youngest player on the roster) and the bronze at the 1994 Goodwill Games.

Stoudamire was selected by the Toronto Raptors with the seventh overall pick in the 1995 NBA Draft and averaged 13.4 points and 6.1 assists per game over the course of a 13-year professional playing career that included stints with the Raptors (1995-98), Portland Trail Blazers (1998-05), Memphis Grizzlies (2005-08) and San Antonio Spurs (2008). He was named the 1996 NBA Rookie of the Year after averaging 19 points and 9.3 assists per game in his first NBA campaign, the first of four straight seasons that he averaged at least 17 points and eight assists per contest.

Following the conclusion of his NBA playing career in 2008, Stoudamire immediately embarked on his coaching career, beginning as director of player development at Rice in 2008-09. He then went on to serve as an assistant coach with the Memphis Grizzlies for two seasons (2009-11), before getting back into the college game with stints as an assistant at Memphis (2011-13), his alma mater Arizona (2013-15) and again at Memphis (2015-16).

After helping lead Memphis and Arizona to four conference championships (two Conference USA titles at Memphis, two Pac-12 crowns at Arizona) and four NCAA Tournament berths (including back-to-back Elite Eight appearances at Arizona) in six seasons, Stoudamire was hired as the head coach at Pacific in 2016. He inherited a program coming off an 8-20 campaign and quickly built it into a WCC contender, highlighted by the 23-10 campaign in 2019-20. The Tigers' 11-5 conference record that season remains their most-ever wins in WCC play. Combined with a 9-9 record in league play in 2017-18, Stoudamire led Pacific to its only two .500-or-better conference records since the Tigers joined the WCC in 2013-14.

After posting a 9-9 overall record during the Covid-shortened 2020-21 season, Stoudamire returned to the NBA as an assistant coach for the Celtics. In his first season in Boston, he helped lead the Celtics to the 2022 NBA Finals. This season, the Celtics stand in first place in the Atlantic Division and in second both in the Eastern Conference and in the NBA's overall league standings. With Boston, he coached a pair of metro-Atlanta natives in Malcolm Brogdon (Norcross, Ga.) and Jaylen Brown (Alpharetta, Ga.).

A Portland, Ore. native, Stoudamire, 50, graduated from Woodrow Wilson High School in 1991 and earned his bachelor's degree from Arizona in 2008. He has a daughter, Kemeco, and two sons, Damon and Brandon.

Stoudamire as a Head Coach

Season	School	Overall	Conference	Postseason
2016-17	Pacific	*11-22	*4-14 / 9th	*on-court record
2017-18	Pacific	14-18	9-9 / 14th	
2018-19	Pacific	14-18	4-12 / 9th	
2019-20	Pacific	23-10	11-5 / 13rd	
2020-21	Pacific	9-9	6-7 / 5th	
at Pacific	5 years	71-77	34-47	
2023-24	Georgia Tech	10-11	3-7	
at Georgia Tech	1st year	10-11	3-7	
CAREER	6th year	81-88	37-54	

Stoudamire Coaching Resume

- Georgia Tech, head coach (2023-present)
- Boston Celtics, assistant coach (2021-23)
- Pacific, head coach (2016-21)
- Memphis, assistant coach (2015-16)
- Arizona, assistant coach (2013-15)
- Rice, director of player development (2008-09)
- Memphis, assistant coach (2011-13)
- Memphis Grizzlies, assistant coach (2009-11)

Honors: All-Pac-10 Conference (1993, 1994, 1995), Pac-10 Co-Player of the Year (1995), Consensus first-team All-American (1995), finalist for the Wooden Award (1995), West Coast Conference Coach of the Year (2020), Ben Jobe Award (2020)

Playing Experience: Lettered four years at Arizona (1991-95), Toronto Raptors (1995-98), Portland Trail Blazers (1998-2005), Memphis Grizzlies (2005-08), San Antonio Spurs (2008)

Coaching Staff

KARL HOBBS

Associate Head Coach • 1st season at Tech

Karl Hobbs, who directed George Washington to three straight NCAA Tournament appearances as a head coach, captured two national titles as an assistant at Connecticut and helped Rutgers to three post-season appearances in his most recent stop, joined the Georgia Tech men's basketball staff as associate head coach in April of 2023.

Hobbs has 36 seasons of Division I coaching experience and 21 post-season appearances on his resume, and comes to The Flats following seven seasons as associate head coach at Rutgers. He helped guide the Scarlet Knights to post-season appearances each of the past three seasons, including back-to-back appearances in the NCAA Tournament in 2021 and 2022, marking the first time RU made the big dance in consecutive seasons since 1976. Hobbs helped Rutgers snap a 30-year NCAA Tournament drought when the Scarlet Knights earned a berth in the 2021 the NCAA Tournament, their first appearance since 1991.

B.J. ELDER

Assistant Coach • 5th season at Tech

A standout member of the Yellow Jackets' 2004 NCAA runner-up team, B.J. Elder joined the men's basketball staff in July of 2019 as associate director of player personnel. He was elevated to assistant coach in December 2023 for the remainder of the 2023-24 season.

A veteran of 10 years in European professional basketball following his stellar Tech career, Elder, 38, came to Tech following three seasons as assistant boys' basketball coach at Clarkston High School. He has served as the basketball staff's liaison with academic services, campus housing and dining, media and marketing, as well as spearheading outreach to former Tech players.

PERSHIN WILLIAMS

Assistant Coach • 1st season at Tech

A former graduate assistant with the Georgia Tech men's basketball program, Pershin Williams joined the Yellow Jackets' men's basketball staff as assistant coach in April of 2023 following four seasons on the bench at Kennesaw State.

Now with 12 years of full-time college coaching experience, Williams helped head coach Amir Abdur-Rahim build the KSU program into a championship team in the Atlantic Sun Conference and an NCAA Tournament team in 2023. KSU went 26-9 last season, 15-3 in the A-Sun, and three Owls earned all-conference recognition after being picked to finish eighth in the pre-season conference poll.

NATE BABCOCK

Assistant Coach • 1st season at Tech

After two seasons as an assistant coach with the Grand Rapids Gold in the G League, Nate Babcock joined the Georgia Tech men's basketball staff as quality control coach in June of 2023. He returns to the collegiate ranks after nine years on the professional level.

Prior to his time in Grand Rapids, the G League affiliate of the Denver Nuggets, Babcock spent seven years in various support roles in the NBA and G League. He joined the Gold after three years as the special assistant to the head coach with the Atlanta Hawks organization where he assisted with player development as well as opponent scouting and game preparation.

BONZI WELLS

Assistant Coach • 1st season at Tech

A 12-year veteran of professional basketball, including 10 in the National Basketball Association, Bonzi Wells joined the Georgia Tech men's basketball staff as an assistant coach in August of 2023. Wells will concentrate his efforts on player development and on-court coaching.

Wells, 46, came to Tech following two seasons as the head coach at Division II LeMoyne-Owen College in Memphis, Tenn., where he led the Magicians to a 34-23 record across his two years, including an 18-11 mark in 2022-23.

BIO UPDATES (see game-by-game stats and career highs in stat pack)

24 • Amaree Abram • G • 6-4 • 195 • So.

- Name pronounced "uh-MAR-ee"
- Started each of the first four games for Tech this season, averaging 14.0 minutes, 4.7 points, 1.5 assists per game
- Has played in just five games since (8 pts, 4 reb vs. Alabama A&M, one point total in other four) ... Played a total of 10 minutes in Tech's last two games vs. Virginia Tech and North Carolina
- Has hit 9-of-37 shots from the floor, 4-of-18 from three-point range
- Former four-star guard prospect out of Texas who transferred from Ole Miss following his freshman season, joined the Yellow Jackets in the summer of 2023
- Has three years of eligibility after starting 22 games and averaging 21 minutes as a freshman
- Was invited to participate in training camp for the USA Basketball U19 team that was to compete in the FIBA Men's U19 World Cup, but did not make the cut to the 18 finalists
- Left-handed point guard who was one of the most promising freshman guards in the SEC in 2022-23 with excellent positional size, high-level scoring and passing ability and high intensity on defense
- Saw action in all 33 games for Ole Miss during his first year, starting in 22 games ... Averaged 21.0 minutes per contest ... Recorded 8.0 points, 2.0 rebounds, and 2.0 assists per contest ... Fourth on the team in scoring and second in assists
- Finished second on the team with 39 three pointers made, shooting a team-high 36.4 percent from deep

12 • Tyzhaun Claude • F • 6-7 • 226 • Sr.

- First name pronounced "tie-ZHON" but goes by "Ty" ... Graduate transfer with one year of eligibility at Tech
- Started each of the first four games this season in the post, last 16 off the bench, averaging 16.9 minutes per game
- Tech's seventh-leading scorer (5.3 ppg), third-leading rebounder (5.0 rpg)
- Averaged 6.6 points and 5.6 rebounds over Tech's last five games, hitting 10-of-14 from the floor and 13-of-17 from the foul line. He has averaged 24.8 total minutes, with eight blocks, three steals, three assists
- Has hit 52 percent of his shots from the floor, has averaged 2.33 offensive rebounds per game (9th in ACC) ... Has a 18-to-17 assist/turnover ratio
- Averaging 4.8 points (16-26 FG, 16-20 FT) and 4.4 rebounds in ACC games (17.1 mpg)
- Scored nine points (7-8 FT) with eight rebounds in Jan. 16 win at Clemson, six of his points in OT ... Had nine points, eight rebounds, three blocks in win vs. North Carolina
- Posted a double-double (10 pts/10 reb) in the season-opener against Georgia Southern and 19 points vs. Howard
- Has taken five rebounds or more in 12 games
- Fell one rebound shy of another double-double with 10 points (4-4 FG) and nine boards against Alabama A&M
- Averaged 6.3 rebounds in three games at the Diamond Head Classic
- Tech's second closest player to 1,000 career points with 903 (Kelly has 909).
- One of the top scorers and rebounders in the Southern Conference in 2022-23, earned third-team all-conference honors for Western Carolina after starting his college career at Morehead State
- Second on the WCU roster with 15.4 points per game and snagged a SoCon-best 8.6 rebounds per game
- His 3.2 offensive boards per contest were also tops in the league while ranking 30th in the NCAA
- In 28 games, finished with double-figure scoring 27 times, including 15 consecutive games to close season ... Has 15 career double-doubles, 11 of them last season at Western Carolina
- Led the Catamounts in blocked shots, and shot 52.3 percent from the floor and 72 percent from the free throw line
- Made the Southern Conference all-tournament team in 2023 after averaging 15.0 points and 8.0 rebounds in two games

3 • Dallan "Deebo" Coleman • G • 6-6 • 210 • Jr.

- Wing guard who has come off the bench to average 6.8 points, second-best among Tech reserves, in 21 minutes per game
- Averaged 16 ppg in Tech's first three games (15-24 FG, 9-16 3pt FG), but has averaged just 5.2 points (28-80 FG) in the 18 games since
- In ACC games, averaging 5.5 points, 2.4 rebounds, while hitting 41.7 percent from the floor (37.9 pct. on threes) ... Only two turnovers in 10 games
- Averaged 6.7 points in three Diamond Head Classic games, including 12 in win vs. UMass and eight vs. Nevada
- Connected on 40.8 percent from the floor this season in all games, 37.2 percent from three-point range (second on the team)
- Has hit at least one three-pointer in 11 straight games (13-for-32)
- Taken 78 of his 120 shot attempts from three-point range (connected on 20-of-42 inside the arc) ... 175 of 274 attempts last season from three-point range
- Career 36.1-percent shooter from three-point range ... Has 129 career three-point field goals, which ranks No. 18 in program history
- Started a team-high 31 games last season, reaching double-figure points in 14
- Was No. 4 on the Tech stat chart in scoring (9.5 ppg), No. 2 in minutes per game (31.3) and three-point field goals (57-of-175) ... No. 3 in free throws (51-of-74) and No. 4 in three-point percentage (32.6 pct.)
- In ACC games, averaged 9.1 points per game (fourth on team) while hitting 35.9 percent from the floor, 31.6 percent (36-of-114) on threes ... Averaged 13.5 points in two ACC Tournament games while hitting 8-of-20 from the floor and 5-of-13 from three-point range
- Consensus four-star prospect out of high school, rated at No. 48 in the class of 2021 according to the 247Sports Composite rankings (Florida Class 4A Player of the Year as a senior)
- Born and raised in Memphis, Tenn., spent his high school years in Jacksonville, Fla., area, where his father, Ran, is a high school head coach

10 • Ebenezer Dowuona • C • 6-11 • 230 • Sr.

- Last name pronounced "duh-WANNA" ... Goes by "Ebe" (EEE-bee)
- Post player in his fourth collegiate season, but is eligible to take a COVID year if he chooses
- Played in 16 games, averaging 10.0 minutes, and started 11 (Tech is 7-4 in those games) ... Started six ACC games
- Averaged 0.9 points and 1.4 rebounds in seven ACC games (10.8 mpg)
- His play in the post was a key factor in Tech's wins over top-25 teams Mississippi State and Duke in December (combined +24 plus/minus) and No. 3 North Carolina (helped limit Bacot to 9 pts/9 reb. 8 FGA, forced a miss by Davis on final possession) ... Played 53 total minutes in those games (three of his four highest minute totals this season), blocked three shots and grabbed seven rebounds
- Former four-star high school prospect in the state of Georgia who played three seasons at NC State before enrolling at Georgia Tech in the summer of 2023
- Played in 61 games, starting 30, over the last two seasons with the Wolfpack
- Averaged 2.6 points and 2.7 rebounds, connecting on 51 percent of his shots from the floor across three seasons
- Helped lift the Wolfpack to a berth in the NIT as a freshman and the NCAA Tournament in 2022-23
- Best season came in 2021-22 when he started 27 games and averaged 4.1 points (55.9 pct. FG) and 4.1 rebounds in 31 games
- Blocked 80 shots over his last two seasons there
- High school teammate of Lance Terry at The Heritage School in Newnan, Ga.

BIO UPDATES (see game-by-game stats and career highs in stat pack)

5 • Tafara Gapare • F • 6-9 • 206 • So.

- Name pronounced "tuh-FAR-uh guh-PAR-ee"
- Versatile, athletic and skilled player who can score, rebound, pass and defend multiple positions
- Played in 18 games, starting six, and averaged 15.5 minutes ... Only ACC start came Jan. 13 at Duke (8 points, 2 threes, in 18 minutes)
- Key off the bench in Tech's win over No. 3 North Carolina (6 points, career-high 8 rebounds, 3 blocks)
- Averaging 3.4 points, 1.8 rebounds, 10-31 FG in nine ACC games
- Has 20 blocked shots and ranks 10th in the ACC in blocks per game (1.11) despite his limited minutes
- Returned from a three-game absence to score 35 points with 11 rebounds in Tech's three games against Georgia, Alabama A&M and Penn State ... Went 13-26 from the floor with three blocks and two steals in 61 total minutes
- Scored career-high 20 points with six boards in 28 minutes in Tech's win over Penn State
- Scored nine points with seven rebounds and four blocks to help Tech defeat Hawaii in the Diamond Head Classic
- Former four-star-rated recruit from New Zealand who spent his senior year of high school in Connecticut and played his freshman year at Massachusetts
- Enrolled for the summer, 2023 term and has three seasons of eligibility remaining
- Averaged 12.4 minutes per game over 30 games as a freshman at UMass
- Averaged 3.4 points and 2.1 rebounds per game, while shooting 31.2 percent from the field for the Minutemen ... Despite limited playing time, led the team in blocked shots (20) and went to the free throw line 40 times
- Spent the 2021-22 year at the South Kent School in Connecticut ... Ranked as the No. 1 player in Connecticut and No. 10 power forward by 247Sports for the Class of 2023

2 • Naithan George • G • 6-3 • 180 • Fr.

- Point guard from Canada who attended Canyon International Academy in Glendale, Ariz., his last three years of high school
- First freshman to start at point guard for Tech since Jose Alvarado
- Has started Tech's last 17 games, averaging 28.9 minutes and playing well in Tech's bigger wins
- Averaging 9.6 points and 5.1 assists (No. 2 in the ACC) in all games; 10.7 points and 6.3 assists (No. 2 in the ACC) in conference games
- Has Tech highest assist average (5.12) for a freshman since Javaris Crittenton in 2006-07 (5.75)
- Owns the ACC's best assist-turnover ratio in conference games (3.71-1) ... Ranks No. 4 in all games (2.84-1)
- Scored in double digits in five of Tech's last six games - 14.2 ppg, 6.0 apg, 45.8 pct. FG (28-62), 37.9 pct. 3-pt FG (11-29)
- Scored 10 of his season-high 20 points in the final 22 seconds of regulation and final minute of second OT to lift Tech over Clemson ... Scored the winning basket vs. North Carolina with a left-handed layup over Armando Bacot
- Has six games of eight or more assists, including season high 11 against Notre Dame, most for a Tech player since 2008
- Averaged 10.7 points and 3.3 assists to help Tech's runner-up finish at the Diamond Head Classic, including a season-high 14 points in semifinal win over Hawaii
- Made first career start vs. Mississippi State, scoring 11 points with four rebounds in 32 minutes
- Made his Tech debut at Cincinnati after not playing first three games, scoring eight points and hitting two three-point field goals in 15 minutes (11 in the second half)
- Plays with high energy and has a tremendous work ethic ... Committed to playing both ends of the floor
- Chose Tech over offers from Texas A&M Corpus Christi, Sam Houston State, Seattle
- Averaged 15 points, eight assists and five rebounds per game in 2022-23 at Canyon International Academy, which fields a national team that competes against junior colleges and on The Grind Session prep circuit
- Led to state championships in 2022 and 2023
- Earned all-breakout honors at the Peach Jam playing for the Arizona Unity team, averaging 10 points, 4.8 rebounds and 3.7 assists over six games (27.2 minutes per game)

13 • Miles Kelly • G • 6-6 • 180 • Jr.

- Accurate shooter from long range who also plays some point and has developed into a consistently productive scorer for the Yellow Jackets
- One of two Tech players to start every game this season (Kowacie Reeves, Jr., is the other) and leads Tech in minutes
- Currently Tech's top scorer (14.2 ppg) and No. 2 rebounder (5.7 rpg) ... Has reached double figures in all but three games
- Has scored 20-plus points five times this season - 25 points against Georgia Southern, 27 vs. Howard, 22 vs. Mississippi State, 20 at Florida State, 25 vs. Notre Dame
- Averaging 13.7 points and 5.5 rebounds in ACC play ... Shooting percentages improved over full-season norms (40.5 percent FG, 37.1 percent 3-point FG, 76.2 percent FT)
- Has hit 35.6 percent of his shots from the floor and 28.9 percent from three-point range in all games
- No. 13 in the ACC on three-point field goals made in conference games (2.30 per game)
- Averaged 10.3 points and 5.3 rebounds in the Diamond Head Classic
- Hit two free throws with 2.1 seconds left to lift Tech to a win over Penn State, and hit two to seal Tech's win over Hawai'i in the Diamond Head Classic semifinals
- Much improved at getting to the free throw line, where he has 84 attempts in 21 games to rank No. 14 in the ACC
- Ranks No. 4 in the ACC in shot attempts from the floor, No. 5 in three-point attempts
- Surpassed 900 career points against North Carolina (has 909) ... Has 154 career three-point field goals, which ranks No. 14 in program history
- Was Tech's leading scorer in 2022-23 (14.4 ppg) overall and in conference games (14.8 ppg) ... Reached double figures in 25 games total
- Averaged 19.8 points and 3.1 rebounds over Tech's last eight games of 2022-23, hitting 47.7 percent from the floor (53-of-111), 44.3 percent (35-of-79) from three-point range
- Tech's top three-point shooter for the season by volume and No. 2 by percentage (89-of-235, 37.9 pct. overall; 61-of-159, 38.4 pct. in ACC games)
- In ACC games, shot 40.2 percent from the floor, 38.4 percent from three-point range and 93.5 percent from the free throw line
- Led Tech and set a program record for free throw percentage (89.83 pct. on 59 attempts), breaking the previous mark of 88.73 percent set by Anthony Morrow in 2005-06 ... Had a streak of 24 straight FT made at one point in the season
- Has hit three or more triples in a game 24 times in his career (16 times last season, 4 this season)
- Atlanta-area native who spent his senior year of high school at Hargrave Military Academy in Virginia, after prepping at Parkview High School in Lilburn ... Consensus four-star No. 87 in the 247Sports composite rankings

4 • Carter Murphy • G • 6-4 • 205 • Sr.

- Came to Georgia Tech as a graduate transfer after four years at the Air Force Academy, where he graduated with a bachelor's degree in data science and is pursuing a master's degree in operations research at Tech
- Played in seven games, going 4-for-9 from three-point range
- Missed 12 games with an ankle injury before returning to action Jan. 27 at Virginia Tech (six points on two three-point FG in 11 minutes)
- Saw action in 70 games over four seasons at Air Force, making eight starts and averaging 14.3 minutes ... Connected on 46.6 percent of his shots from the floor, 30.7 on threes and 85 percent from the foul line in his Falcons career, and averaged 5.0 points
- Played in 31 games as a senior (two starts) and hit career high marks in every statistical category
- Fourth on team in scoring, averaging 7.2 points per game ... Second on team in shooting at .500 from the field and third in free throw percentage (.829)
- Averaged 15.3 points over the last seven games of the season, reaching double figures in all seven ... Scored career-high 19 points in final game at Mountain West tourney vs. UNLV

BIO UPDATES (see game-by-game stats and career highs in stat pack)

11 • Baye Ndongo • F • 6-9 • 214 • Fr.

- Name pronounced "BYE NDONG-go" ... Pronounce the N with no vowel before or after
- Played and started last 18 games after missing the first three and most of the pre-season with a hand injury ... Excellent defender and rebounder who is difficult to stop around the basket
- Tech's top rebounder at 8.2 per game and No. 2 scorer at 12.7 points per game ... Ranks No. 7 in the ACC in rebound average, No. 6 in offensive rebounds (2.56 per game), No. 3 in field goal percentage (60.2) and No. 8 in blocked shots (1.33 per game)
- No. 2 among freshmen nationally in rebound average and field goal percentage
- Averaging team-high 14.2 points (18th ACC) and 7.0 rebounds (15th) in ACC games ... Has hit 61.2 percent from the floor (3rd)
- Has four double-doubles this season (Penn State, Hawai'i, Boston College, Clemson), missed three others by one rebound
- Scored in double digits in 12 straight games before UNC (played only 5 minutes due to injury), averaging 15.4 points and 9.3 rebounds, and has hit on 66.1 percent of his field goals (78-of-118)
- Named ACC Rookie of the Week three times this season, most recently after making the all-tournament team at the Diamond Head Classic (18.0 ppg, 9.3 rpg, 23-26 FG, 8-9 FT) ... That included a 22-point, 12-rebound game in the semifinals vs. Hawaii ... Scored 20 with eight boards against Nevada
- Had breakout game Dec. 2 vs. No. 7 Duke with 21 points (9-11 FG), 5 rebounds, 4 blocked shots, 2 assists ... Named ACC Rookie of the Week after that effort
- Notched first career double-double Dec. 16 against Penn State with 12 points and 19 rebounds ... Tied for most rebounds ever by a Tech freshman ... Again named ACC Rookie of the Week for that performance
- Versatile, skilled and athletic forward who was rated a four-star prospect by On3, three-star by Rivals and 247Sports ... Ranked as high as No. 120 by Rivals and No. 23 among power forwards
- Chose the Yellow Jackets over Michigan and Nebraska after originally committing to Rutgers in January
- Has a 7-foot, 2-inch wingspan ... Grew up in a soccer family, but an older sister persuaded him to trying basketball at age 14
- Played the 2022-23 season at Putnam (Conn.) Science Academy, helping lead the team to its fourth national prep school championship in five years (38-3 record in 2022-23)
- Averaged 8.3 points and 4.8 rebounds with three double-doubles, and shot 59.2 percent from inside the three-point arc
- Played for Senegal's U19 team in the U19 World Cup in 2021 ... Averaged 7.6 points, 6.0 rebounds, 1.9 assists, 1.3 steals and 0.9 blocks over seven games

35 • Emmer Nichols • F • 6-6 • 215 • r-Fr.

- Non-scholarship player who joined the Tech program for the fall, 2022 semester ... Redshirted the 2022-23 season
- Played in two games ... Saw the first action of his career Nov. 22 at Cincinnati (two minutes, one rebound)
- Out for season with a broken leg suffered Jan. 19
- Versatile player and left-handed shooter who is skilled in all facets of the game
- No. 42-ranked player in the state of California according to Max Preps
- Played four years at Sacred Heart Preparatory School, serving two years as team captain
- Helped Sacred Heart to a pair of league championships, including a Central Coast Section title in 2021
- As a senior, led SHP to a 25-5 record overall as a senior and 14-0 mark in its league
- Earned second-team Central Coast Section WBAL all-league, first-team all-league in 2020 and 2022 (MVP and defensive player of the year in 2022)

14 • Kowacie Reeves, Jr. • F • 6-7 • 202 • Jr.

- First name pronounced "ko-WAY-see" ... Answers to "WAY-see"
- One of two Tech players to start every game this season (Miles Kelly is the other) and leads the Jackets in minutes
- No. 3 on Tech's scoring chart at 11.3 points per game, hitting double digits in 11 of 21 games
- Has connected on 43.4 percent of his shots from the floor, leads the team in three-point rate (39.4 pct.) and is No. 2 in free throw percentage (81.8 pct.)
- No. 3 on the team blocked shots (14) and steals (13)
- Averaging 11.1 points in ACC games, while connecting on 44.4 percent from the floor and team-high 44.4 percent on threes ... No. 9 in the ACC in three-pointers made in conference games (2.40 per game)
- Has 103 three-point field goals in his college career, including 37 in 21 games this season, more threes than in either of his first two full seasons in college
- Averaged 8.3 points and 4.3 rebounds in three games to help Tech reach the championship game of the Diamond Head Classic
- Notched first career double-double against Alabama A&M with 20 points and 10 rebounds ... Was his third career 20-point game
- Tallied 14 points (5-7 FG, 4-5 3pt FG) with four rebounds in his ACC debut vs. Duke ... Scored 15 with five boards vs. Penn State ... Had 18 points with six boards at Florida State ... Had 15 points on five three-pointers at Clemson
- Former four- and five-star-rated recruit from Georgia who played two seasons at Florida before transferring to Georgia Tech ... Has two seasons of eligibility remaining
- Helped lead Florida to appearances in the NIT both of his seasons in Gainesville ... Averaged 7.1 points and 2.1 rebounds in 60 games (17 starts), averaging 17.5 minutes per game
- Rivals five-star recruit and ESPN and 247 four-star prospect in 2021, rated in the top 30 overall and the No. 6 shooting guard by both Rivals and 247

23 • Ibrahima Sacko • G/F • 6-6 • 225 • Fr.

- Name pronounced "EE-bruh-HEE-muh SOCK-oh"
- Excellent rebounder and defender with high level athleticism who has played in 15 games, averaging 10.0 minutes
- Has scored points in nine of his 15 games, with a season-high of four vs. Alabama A&M
- Grabbed season-high eight rebounds vs. UMass Lowell, averaging 3.0 per game
- One of the top players out of Canada in the class of 2023 ... Rated a top-3 player in the country by Canadian recruiting analyst Josh Millican
- Athletic and physical player who is known for his defensive capabilities and also adept at putting the ball on the floor
- Has a wingspan of 6 feet, 9 inches and a standing reach of 8 feet, 7 inches
- Native of Guinea who came to Canada in 2022 to prep at J. Addison School in Markham, Ontario ... Earned OSBA first-team all-star and defensive player of the year honors after leading the Jaguars to the OSBA semifinals ... Averaged 29 points, 11 rebounds, 4 assists, 2 blocks, 2 steals per game
- Led the Jaguars to the championship of the Beach Ball Classic in Myrtle Beach, S.C., where he was named MVP after averaging 16.5 points, 5 assists, 5 rebounds and 1.5 steals per game
- Was invited to compete in the spring at the Nike Hoops Summit in Portland to compete for the World team against some of the best players in the 2023 class, but did not compete due to injury

33 • Marcos San Miguel • G • 6-4 • 190 • Fr.

- First-year non-scholarship student-athlete from Campbell High School in Smyrna
- Four-year varsity letterwinner in basketball at Campbell High School, serving as team captain three years ... Helped the Spartans to a 17-12 overall record as a senior
- Graduated from Campbell with a 4.77 weighted GPA ... Also served in IB Leadership Core Team, Human Rights Club (Vice President), Interact Service Club, Chess Club, Academic Quiz Bowl, National Honor Society, Spanish Honor Society, Campbell Fellowship
- Gold Scholar at Georgia Tech enrolled in computer science with a minor in Spanish
- Officiates youth basketball in his spare time for East Marietta Basketball, Inc. ... Founded and leads organization called Take a Charge National Fundraising Campaign, in which he seeks donations for each charge he takes in basketball games, originating to raise funds for a friend who suffered a traumatic brain injury playing football, with additional funds directed toward people in need

BIO UPDATES (see game-by-game stats and career highs in stat pack)

30 • Ibrahim Souare • F • 6-9 • 214 • Fr.

- Name pronounced "EE-bruh-HEEM SWAR-ay (rhymes with soiree)"
- Power forward prospect from Guinea who was recruited out of Canyon International Academy in Glendale, Ariz.
- Enrolled for fall semester and eligible to play in 2023-24 ... Has not seen action this season
- Measured 7-2 wingspan, 30-inch vertical leap ... Listed at 6-foot-7 for the FIBA 2022 U18 Championship, grown two inches since then
- Averaged 11.7 points, 7.7 rebounds and 1.7 assists for Guinea in the 2022 FIBA U18 African Championship in Madagascar ... Averaged 29.3 minutes over six games

1 • Kyle Sturdivant • G • 6-3 • 195 • Sr.

- Last name pronounced "STIR-de-vunt"
- Playing his fourth season at Tech after transferring from Southern California ... Has been Tech's No. 2 point guard for most of that time, but has started 49 games
- Has played in 133 games in his career, most among the Yellow Jackets, 112 of them in a Tech uniform ... Had his 133 games all been played at Tech, he would rank No. 2 in program history
- Key off the bench so far as Tech's No. 2 point guard, averaging 8.7 points with eight double-digit games
- Averaging five fewer minutes per game than 2022-23 but has produced .453 points per minute this season compared to .316 for his career previously, and raised his shooting percentages across the board
- Has averaged 3.0 assists while compiling a 2.10-1 assist/turnover ratio ... Has five games of five or more assists
- Averaging 19.1 minutes and connected on 43.3 percent from the floor overall, 40 percent on threes
- Averaging 9.2 points and 3.2 assists in ACC games
- Last five games, has averaged 13.4 points and hit 22-of-49 shots from the floor, 12-of-25 from three-point range, 11-of-11 from the free throw line, 12 assists/5 turnovers
- Scored 18 points, a personal best in a home game, with a career-best 4-for-4 from three-point range in Tech's win over No. 3 North Carolina
- Just missed a triple-double against Boston College (11 points, career-high 10 rebounds, nine assists)
- Averaged 10.3 points and 2.0 assists in the Diamond Head Classic, scoring a career-high 21 points in Tech's quarterfinal win over UMass ... Made 6-of-10 from the floor, 8-of-8 from the foul line
- Keyed Tech's win over No. 21 Mississippi State with 12 points (4-7 FG) in 26 minutes ... Scored 18 points, 15 of them in the second half and OT, in win at Clemson
- Needs 59 points to reach 900 for his career
- The seven highest point totals of his career have come away from McCamish Pavilion, including career-best 21 vs. UMass, 18 at Clemson this season
- Averaged 8.6 points per game in 2022-23 (fifth on the team) ... No. 2 on the team in assist average (3.3 per game) and 8th in the ACC in assist/turnover ratio (2.09-1) ... Shot 39.3 percent from the floor and 32.1 percent from distance
- In ACC games, averaged 9.0 points and 3.3 assists per game, hitting 39.3 percent from the floor and 30.3 percent on threes
- Started Tech's last 12 games and played the best basketball of his career over that stretch ... Averaged 12.6 points and reached double digits in nine games ... Connected on 35.1 percent (20-of-57) from three-point range, and compiled a 53-to-19 assist/turnover ratio ... Averaged nearly 33 minutes per game over that stretch
- In the ACC Tournament, averaged 12.5 points and dealt 15 assists against three turnovers
- Started 28 games in 2021-22, including the last 20 ... Averaged 25.2 minutes, 7.6 points (third on Tech's team) and 2.3 assists for the season ... Team-best 73/38 assist/turnover ratio
- Played in every game off the bench his first year at Tech in 2020-21, averaging 3.5 points while posting a solid 27/17 assist/turnover ratio

0 • Lance Terry • G • 6-3 • 198 • Sr.

- Atlanta-area high school product who played three seasons at Gardner-Webb University, then transferred to Georgia Tech and enrolled for the summer term
- Is recovered from a pre-season injury that forced him to miss the first eight games, but has elected to red-shirt and return to action in 2023-24 ... Cleared to practice just before Tech's trip to Hawaii
- Has the most career points (892) of any player on the Tech roster
- No. 2 on the team in scoring at 10.1 points per game in 2022-23 while hitting 42.1 percent of his shots from the floor, 38.8 from three-point range (top percentage on the team) and 81.4 percent from the foul line
- Averaged 11.4 points in ACC games (No. 2 on the team), connecting on 41.3 percent from the floor, a team-high 42.1 from three-point distance and 79.4 percent from the free throw stripe
- Was a key figure both as a starter and a reserve offensively, and his best offensive games occurred in Tech's seven ACC wins (tournament win included) ... Scored a season-high 24 points in the Jackets' Jan. 4 win over No. 12 Miami, 19 in their Feb. 8 win over Notre Dame, 14 vs. Virginia Tech on Feb. 15, 17 vs. Louisville on Feb. 25, 24 at Syracuse on Feb. 28 and 17 at Boston College
- In those seven wins, averaged 17.7 points, connected on 47.3 percent of his field goals, and 52.1 percent of his threes, playing the full 40 minutes in all but the Syracuse game, in which he was subbed out with 56 seconds left when the Jackets emptied the bench
- Missed four straight ACC games (Syracuse on Jan. 21 through Louisville on Feb. 1) with a hamstring injury ... After his return (Tech's last 11 games), averaged 13.3 points per game while hitting 43.4 percent from the floor (53-of-122) and 43.3 percent from behind the arc (26-of-60) ... Scored the game-winning basket on the tip-in at the final horn against Notre Dame
- Scored 41 points in Tech's in back-to-back games against Miami (season-high 24) and Florida State (17) in early January ... Hit 14-of-28 FG, 7-11 3-point FG and 6-of-8 FT, with 11 rebounds, in those two games
- Started 21 of the 29 games he played, including 15 ACC games (regular season plus tournament)
- Had the best turnover rate on the team (1.3 per 40 minutes)
- Thirteen double-figure scoring games altogether in 2022-23, eight in ACC games



2023-24 SEASON STATISTICS AND RESULTS

Game Records

Record	Overall	Home	Away	Neutral
ALL GAMES	10-11	6-5	2-5	2-1
CONFERENCE	3-7	2-4	1-3	0-0
NON-CONFERENCE	7-4	4-1	1-2	2-1

Score by Periods

Team	1st	2nd	OT	TOT
Georgia Tech	697	798	34	1529
Opponents	699	854	37	1590

Team Box Score

No.	Player				Total		3-Point		F-Throw		Rebounds											
		GP-GS	MIN	AVG	FG-FGA	FG%	3FG-3FGA	3FG%	FT-FTA	FT%	OFF	DEF	TOT	AVG	PF	DQ	A	TO	BLK	STL	PTS	AVG
13	KELLY, Miles	21-21	671:00	32.0	100-281	.356	39-135	.289	59-84	.702	25	95	120	5.7	51	1	39	41	6	14	298	14.2
11	NDONGO, Baye	18-18	498:51	27.7	97-161	.602	3-8	.375	31-53	.585	46	101	147	8.2	50	3	16	47	24	16	228	12.7
14	REEVES JR., Kowacie	21-21	665:49	31.7	82-189	.434	37-94	.394	36-44	.818	22	63	85	4.0	27	0	16	26	14	13	237	11.3
2	GEORGE, Naithan	18-17	520:59	28.9	61-148	.412	18-66	.273	33-49	.673	9	27	36	2.0	31	0	91	32	3	8	173	9.6
1	STURDIVANT, Kyle	21-0	401:09	19.1	61-141	.433	22-55	.400	38-43	.884	7	41	48	2.3	30	0	63	30	1	13	182	8.7
3	COLEMAN, Dallan "Deebo"	21-0	441:56	21.0	49-120	.408	29-78	.372	15-25	.600	19	38	57	2.7	38	0	13	8	5	10	142	6.8
12	CLAUDE, Tyzhaun	21-4	366:49	17.5	39-75	.520	1-7	.143	32-50	.640	49	57	106	5.0	44	1	18	17	13	8	111	5.3
5	GAPARE, Tafara	18-6	278:33	15.5	28-79	.354	8-33	.242	13-21	.619	10	32	42	2.3	27	0	8	12	20	6	77	4.3
24	ABRAM, Amaree	9-4	97:57	10.9	9-37	.243	4-18	.222	7-11	.636	2	15	17	1.9	9	0	10	9	1	1	29	3.2
4	MURPHY, Carter	7-0	40:55	5.8	4-10	.400	4-9	.444	0-0	.000	0	7	7	1.0	8	0	1	0	2	0	12	1.7
23	SACKO, Ibrahima	15-3	149:27	10.0	9-21	.429	3-10	.300	1-7	.143	14	22	36	2.4	20	0	2	10	2	8	22	1.5
10	DOWUONA, Ebenezer	16-11	160:35	10.0	9-20	.450	0-0	.000	0-2	.000	13	10	23	1.4	21	0	2	8	5	1	18	1.1
35	NICHOLS, Emmer	2-0	04:05	2.0	0-0	.000	0-0	.000	0-0	.000	1	3	4	2.0	0	0	0	0	0	0	0	0.0
33	SAN MIGUEL, Marcos	1-0	01:55	1.9	0-2	.000	0-1	.000	0-0	.000	1	0	1	1.0	0	0	0	1	0	0	0	0.0
Team											40	35	75					15				
Total		21	4300		548-1284	.427	168-514	.327	265-389	.681	258	546	804	38.3	356	5	279	256	96	98	1529	72.8
Opponents		21	4300		560-1308	.428	165-507	.325	305-430	.709	244	517	761	36.2	358	6	273	202	70	140	1590	75.7

Team Statistics

	GATECH	OPP
Scoring	1529	1590
Points per game	72.8	75.7
Scoring margin	-2.9	-
Field goals-att	548-1284	560-1308
Field goal pct	.427	.428
3 point fg-att	168-514	165-507
3-point FG pct	.327	.325
3-pt FG made per game	8.0	7.9
Free throws-att	265-389	305-430
Free throw pct	.681	.709
F-Throws made per game	12.6	14.5
Rebounds	804	761
Rebounds per game	38.3	36.2
Rebounding margin	+2.0	-
Assists	279	273
Assists per game	13.3	13.0
Turnovers	256	202
Turnovers per game	12.2	9.6
Turnover margin	-2.6	-
Assist/turnover ratio	1.1	1.4
Steals	98	140
Steals per game	4.7	6.7
Blocks	96	70
Blocks per game	4.6	3.3
Winning streak	1	-
Home win streak	1	-
Attendance	53957	55396
Home games-Avg/Game	11-4905	7-7914
Neutral site-Avg/Game	-	3-7672

Team Results

Date	Opponent		Score	Att.
11/06/2023	Ga. Southern	W	84-62	3414
11/09/2023	Howard	W	88-85	3802
11/14/2023	UMass Lowell	L	71-74	3778
11/22/2023	at Cincinnati	L	54-89	11756
11/28/2023	Mississippi St.	W	67-59	3913
12/02/2023	Duke	W	72-68	7758
12/05/2023	at Georgia	L	62-76	9017
12/09/2023	Alabama A&M	W	70-49	3919
12/16/2023	vs Penn St.	Wot	82-81	12720
12/21/2023	vs Massachusetts	W	73-70	5290
12/22/2023	at Hawaii	W	73-68	4919
12/24/2023	vs Nevada	L	64-72	5005
01/03/2024	at Florida St.	L	71-82	4248
01/06/2024	Boston College	L	87-95	5052
01/09/2024	Notre Dame	Lot	68-75	3729
01/13/2024	at Duke	L	79-84	9314
01/16/2024	at Clemson	Wot2	93-90	7217
01/20/2024	Virginia	L	66-75	6380
01/23/2024	Pittsburgh	L	64-72	3612
01/27/2024	at Virginia Tech	L	67-91	8925
01/30/2024	North Carolina	W	74-73	8600



2023-24 SEASON STATISTICS AND RESULTS - ACC ONLY

Game Records

Record	Overall	Home	Away	Neutral
ALL GAMES	3-7	2-4	1-3	0-0
CONFERENCE	3-7	2-4	1-3	0-0
NON-CONFERENCE	0-0	0-0	0-0	0-0

Score by Periods

Team	1st	2nd	OT	TOT
Georgia Tech	324	393	24	741
Opponents	348	429	28	805

Team Box Score

No.	Player				Total		3-Point		F-Throw		Rebounds											
		GP-GS	MIN	AVG	FG-FGA	FG%	3FG-3FGA	3FG%	FT-FTA	FT%	OFF	DEF	TOT	AVG	PF	DQ	A	TO	BLK	STL	PTS	AVG
11	NDONGO, Baye	10-10	293:51	29.4	60-98	.612	3-6	.500	19-36	.528	18	52	70	7.0	27	2	8	26	13	8	142	14.2
13	KELLY, Miles	10-10	321:07	32.1	49-121	.405	23-62	.371	16-21	.762	6	49	55	5.5	30	1	15	21	4	4	137	13.7
14	REEVES JR., Kowacie	10-10	324:07	32.4	40-90	.444	24-54	.444	7-10	.700	9	23	32	3.2	14	0	7	10	4	7	111	11.1
2	GEORGE, Naithan	10-10	304:03	30.4	37-90	.411	12-43	.279	21-30	.700	5	12	17	1.7	18	0	63	17	2	5	107	10.7
1	STURDIVANT, Kyle	10-0	200:42	20.1	28-68	.412	15-36	.417	21-23	.913	4	21	25	2.5	13	0	32	11	1	6	92	9.2
3	COLEMAN, Dallan "Deebo"	10-0	181:11	18.1	20-48	.417	11-29	.379	4-7	.571	7	17	24	2.4	16	0	3	2	2	5	55	5.5
12	CLAUDE, Tyzhaun	10-0	182:29	18.2	16-26	.615	0-1	.000	16-20	.800	21	23	44	4.4	19	0	6	6	10	3	48	4.8
5	GAPARE, Tafara	9-1	124:05	13.8	10-31	.323	4-17	.235	7-10	.700	1	15	16	1.8	8	0	5	5	7	2	31	3.4
4	MURPHY, Carter	3-0	17:06	5.7	2-5	.400	2-4	.500	0-0	.000	0	2	2	0.7	4	0	1	0	0	0	6	2.0
10	DOWUONA, Ebenezer	7-6	75:20	10.8	3-9	.333	0-0	.000	0-0	.000	4	6	10	1.4	11	0	0	3	2	0	6	0.9
23	SACKO, Ibrahima	6-3	37:10	6.2	2-5	.400	1-3	.333	0-0	.000	2	4	6	1.0	5	0	0	2	1	1	5	0.8
24	ABRAM, Amaree	3-0	13:49	4.6	0-3	.000	0-1	.000	1-2	.500	0	1	1	0.3	1	0	1	1	0	0	1	0.3
Team											16	14	30					6				
Total		10	2075		267-594	.449	95-256	.371	112-159	.704	93	239	332	33.2	166	3	141	110	46	41	741	74.1
Opponents		10	2075		285-622	.458	83-219	.379	152-208	.731	121	246	367	36.7	157	3	157	92	29	55	805	80.5

Team Statistics

	GATECH	OPP
Scoring	741	805
Points per game	74.1	80.5
Scoring margin	-6.4	-
Field goals-att	267-594	285-622
Field goal pct	.449	.458
3 point fg-att	95-256	83-219
3-point FG pct	.371	.379
3-pt FG made per game	9.5	8.3
Free throws-att	112-159	152-208
Free throw pct	.704	.731
F-Throws made per game	11.2	15.2
Rebounds	332	367
Rebounds per game	33.2	36.7
Rebounding margin	-3.5	-
Assists	141	157
Assists per game	14.1	15.7
Turnovers	110	92
Turnovers per game	11.0	9.2
Turnover margin	-1.8	-
Assist/turnover ratio	1.3	1.7
Steals	41	55
Steals per game	4.1	5.5
Blocks	46	29
Blocks per game	4.6	2.9
Winning streak	1	-
Home win streak	1	-
Attendance	35131	29704
Home games-Avg/Game	6-5855	4-7426
Neutral site-Avg/Game	-	0-0

Team Results

Date	Opponent		Score	Att.
12/02/2023	Duke	W	72-68	7758
01/03/2024	at Florida St.	L	71-82	4248
01/06/2024	Boston College	L	87-95	5052
01/09/2024	Notre Dame	Lot	68-75	3729
01/13/2024	at Duke	L	79-84	9314
01/16/2024	at Clemson	Wot2	93-90	7217
01/20/2024	Virginia	L	66-75	6380
01/23/2024	Pittsburgh	L	64-72	3612
01/27/2024	at Virginia Tech	L	67-91	8925
01/30/2024	North Carolina	W	74-73	8600

2023-24 SEASON STATISTICS - POINTS/REBOUNDS/ASSISTS

Opponent	Date	Score		1 STURDIVANT	2 GEORGE, NAI	3 COLEMAN, DA	4 MURPHY, CAR	5 GAPARE, TAF	10 DOWUONA, EB	11 NDONGO, BAY	12 CLAUDE, TYZ	13 KELLY, MILE	14 REEVES JR.	23 SACKO, IBRA
Ga. Southern	11/06/2023	84-62	W	8-4-6	DNP	17-0-0	DNP	2-1-0	2-4-0	DNP	10-10-3	25-5-3	15-3-3	0-4-0
Howard	11/09/2023	88-85	W	11-2-2	DNP	7-4-0	0-0-0	0-2-0	2-1-0	DNP	19-6-3	27-6-2	15-7-2	1-3-0
UMass Lowell	11/14/2023	71-74	L	12-0-5	DNP	24-5-1	DNP	0-3-1	2-1-0	DNP	9-9-1	11-8-1	4-3-0	2-8-1
at Cincinnati	11/22/2023	54-89	L	2-1-4	8-1-0	0-1-0	3-4-0	DNP	0-0-1	8-8-0	2-2-0	12-2-1	14-3-1	3-3-0
Mississippi St.	11/28/2023	67-59	W	12-3-0	11-4-1	6-4-2	3-1-0	DNP	2-2-0	2-6-3	1-1-0	22-12-1	6-6-1	2-3-0
Duke	12/02/2023	72-68	W	6-0-4	2-1-9	5-3-1	0-0-0	DNP	2-3-0	21-5-2	4-8-1	16-7-2	14-4-0	2-0-0
at Georgia	12/05/2023	62-76	L	3-0-3	5-5-1	8-4-2	0-0-0	7-2-0	0-1-0	8-11-3	5-4-1	12-7-4	12-3-0	2-3-1
Alabama A&M	12/09/2023	70-49	W	3-4-2	2-3-8	0-1-1	DNP	8-3-1	2-1-0	2-5-0	10-9-2	11-4-0	20-10-1	4-3-0
vs Penn St.	12/16/2023	82-81	Wot	8-2-3	8-1-8	5-5-3	DNP	20-6-0	2-3-1	12-19-1	2-2-1	10-5-6	15-5-0	DNP
vs Massachusetts	12/21/2023	73-70	W	21-3-0	9-2-5	12-2-0	DNP	0-0-1	0-0-0	12-8-0	0-9-0	7-6-0	9-4-1	3-3-0
at Hawaii	12/22/2023	73-68	W	5-3-5	14-2-3	0-4-0	DNP	9-7-0	DNP	22-12-0	2-5-0	14-5-3	7-5-0	DNP
vs Nevada	12/24/2023	64-72	L	5-1-1	9-1-2	8-3-1	DNP	0-2-0	DNP	20-8-1	3-5-1	10-5-3	9-4-0	0-0-0
at Florida St.	01/03/2024	71-82	L	5-1-5	7-4-3	7-2-0	DNP	2-0-1	DNP	10-9-0	2-0-0	20-6-0	18-6-2	0-0-0
Boston College	01/06/2024	87-95	L	11-10-9	4-0-4	10-1-1	DNP	8-1-0	2-2-0	18-10-1	5-1-0	12-3-1	17-2-0	DNP
Notre Dame	01/09/2024	68-75	Lot	0-1-1	9-2-11	5-3-1	DNP	0-1-0	2-2-0	16-9-2	2-2-0	25-7-3	9-4-2	DNP
at Duke	01/13/2024	79-84	L	3-1-1	17-2-5	8-4-0	DNP	8-0-1	0-0-0	16-5-1	2-5-2	16-11-4	9-4-2	DNP
at Clemson	01/16/2024	93-90	Wot2	18-1-2	20-0-6	6-0-0	DNP	0-4-1	0-1-0	11-10-1	9-8-2	14-6-1	15-0-0	DNP
Virginia	01/20/2024	66-75	L	8-4-0	15-1-9	5-2-0	DNP	3-1-1	0-0-0	15-5-0	6-4-1	8-5-1	6-3-0	0-1-0
Pittsburgh	01/23/2024	64-72	L	14-2-3	10-1-4	3-1-0	DNP	4-1-0	DNP	17-8-0	1-5-0	0-2-2	15-5-0	0-5-0
at Virginia Tech	01/27/2024	67-91	L	9-3-3	7-2-8	3-4-0	6-1-1	0-0-0	DNP	16-9-0	8-3-0	11-3-1	6-0-1	0-0-0
North Carolina	01/30/2024	74-73	W	18-2-4	16-4-4	3-4-0	0-1-0	6-8-1	0-2-0	2-0-1	9-8-0	15-5-0	2-4-0	3-0-0

Opponent	Date	Score		24 ABRAM, AMAR	33 SAN MIGUEL	35 NICHOLS, EM
Ga. Southern	11/06/2023	84-62	W	5-2-2	DNP	DNP
Howard	11/09/2023	88-85	W	6-4-3	DNP	DNP
UMass Lowell	11/14/2023	71-74	L	7-2-1	DNP	DNP
at Cincinnati	11/22/2023	54-89	L	2-4-1	DNP	0-1-0
Mississippi St.	11/28/2023	67-59	W	DNP	DNP	DNP
Duke	12/02/2023	72-68	W	DNP	DNP	DNP
at Georgia	12/05/2023	62-76	L	DNP	DNP	DNP
Alabama A&M	12/09/2023	70-49	W	8-4-0	0-1-0	0-3-0
vs Penn St.	12/16/2023	82-81	Wot	0-0-2	DNP	DNP
vs Massachusetts	12/21/2023	73-70	W	DNP	DNP	DNP
at Hawaii	12/22/2023	73-68	W	DNP	DNP	DNP
vs Nevada	12/24/2023	64-72	L	DNP	DNP	DNP
at Florida St.	01/03/2024	71-82	L	DNP	DNP	DNP
Boston College	01/06/2024	87-95	L	DNP	DNP	DNP
Notre Dame	01/09/2024	68-75	Lot	DNP	DNP	DNP
at Duke	01/13/2024	79-84	L	0-1-1	DNP	DNP
at Clemson	01/16/2024	93-90	Wot2	DNP	DNP	DNP
Virginia	01/20/2024	66-75	L	DNP	DNP	DNP
Pittsburgh	01/23/2024	64-72	L	DNP	DNP	DNP
at Virginia Tech	01/27/2024	67-91	L	1-0-0	DNP	DNP
North Carolina	01/30/2024	74-73	W	0-0-0	DNP	DNP

2023-24 SEASON STATISTICS - TEAM GAME-BY-GAME

				Total		3-Pointers		Free throws		Rebounds											
Opponent	Date	Score		FG-FGA	PCT	3FG-3FGA	PCT	FT-FTA	PCT	OFF	DEF	TOT	AVG	PF	A	TO	BLK	STL	PTS	AVG	
Ga. Southern	11/06/2023	84-62	W	27-60	.450	13-29	.448	17-27	.630	15	22	37	37.0	16	17	13	4	10	84	84.0	
Howard	11/09/2023	88-85	W	34-77	.442	4-18	.222	16-27	.593	22	21	43	40.0	19	12	7	3	6	88	86.0	
UMass Lowell	11/14/2023	71-74	L	26-70	.371	6-30	.200	13-23	.565	18	26	44	41.3	22	11	11	6	5	71	81.0	
at Cincinnati	11/22/2023	54-89	L	17-49	.347	5-17	.294	15-19	.789	7	25	32	39.0	16	8	19	10	4	54	74.3	
Mississippi St.	11/28/2023	67-59	W	21-61	.344	8-27	.296	17-23	.739	12	33	45	40.2	20	8	12	5	7	67	72.8	
Duke	12/02/2023	72-68	W	27-53	.509	7-23	.304	11-13	.846	6	27	33	39.0	12	19	12	8	1	72	72.7	
at Georgia	12/05/2023	62-76	L	24-75	.320	8-27	.296	6-13	.462	17	26	43	39.6	18	15	8	5	7	62	71.1	
Alabama A&M	12/09/2023	70-49	W	24-56	.429	8-28	.286	14-22	.636	19	36	55	41.5	14	15	20	2	3	70	71.0	
vs Penn St.	12/16/2023	82-81	Wot	32-71	.451	5-22	.227	13-19	.684	20	34	54	42.9	16	25	17	5	3	82	72.2	
vs Massachusetts	12/21/2023	73-70	W	25-51	.490	5-17	.294	18-21	.857	10	32	42	42.8	16	7	21	5	6	73	72.3	
at Hawaii	12/22/2023	73-68	W	29-63	.460	5-17	.294	10-15	.667	15	31	46	43.1	17	11	9	4	2	73	72.4	
vs Nevada	12/24/2023	64-72	L	22-57	.386	6-26	.231	14-21	.667	10	21	31	42.1	16	9	9	1	4	64	71.7	
at Florida St.	01/03/2024	71-82	L	25-59	.424	7-26	.269	14-26	.538	9	22	31	41.2	18	11	10	2	4	71	71.6	
Boston College	01/06/2024	87-95	L	32-59	.542	10-23	.435	13-19	.684	11	25	36	40.9	15	16	11	2	3	87	72.7	
Notre Dame	01/09/2024	68-75	Lot	27-72	.375	11-35	.314	3-7	.429	10	23	33	40.3	16	20	10	2	10	68	72.4	
at Duke	01/13/2024	79-84	L	30-55	.545	11-20	.550	8-12	.667	5	29	34	39.9	21	17	14	8	3	79	72.8	
at Clemson	01/16/2024	93-90	Wot2	31-62	.500	15-35	.429	16-20	.800	9	24	33	39.5	22	13	12	4	5	93	74.0	
Virginia	01/20/2024	66-75	L	23-51	.451	9-27	.333	11-15	.733	8	21	29	38.9	13	12	13	2	4	66	73.6	
Pittsburgh	01/23/2024	64-72	L	22-56	.393	8-25	.320	12-16	.750	12	19	31	38.5	16	9	9	5	5	64	73.1	
at Virginia Tech	01/27/2024	67-91	L	25-66	.379	8-22	.364	9-14	.643	13	18	31	38.2	16	14	5	5	2	67	72.8	
North Carolina	01/30/2024	74-73	W	25-61	.410	9-20	.450	15-17	.882	10	31	41	38.3	17	10	14	8	4	74	72.8	
Total		1529		548-1284	.427	168-514	.327	265-389	.681	258	546	804	38.3	356	279	256	96	98	1529	72.8	
Opponents		1590		560-1308	.428	165-507	.325	305-430	.709	244	517	761	36.2	358	273	202	70	140	1590	75.7	

Georgia Tech Averages

Games Played	Points/game	FG Pct	3FG Pct	FT Pct	Rebounds/game	Assists/game	Turnovers/game	Assist/Turnover ratio	Steals/game	Blocks/game
21	72.8	42.7	32.7	68.1	38.3	13.3	12.2	1.1	4.7	4.6



2023-24 SEASON STATISTICS - OPPONENT GAME-BY-GAME

				Total		3-Pointers		Free throws		Rebounds											
Opponent	Date	Score		FG-FGA	PCT	3FG-3FGA	PCT	FT-FTA	PCT	OFF	DEF	TOT	AVG	PF	A	TO	BLK	STL	PTS	AVG	
Ga. Southern	11/06/2023	84-62	W	23-57	.404	6-22	.273	10-13	.769	11	22	33	33.0	23	6	18	2	5	62	62.0	
Howard	11/09/2023	88-85	W	30-60	.500	6-21	.286	19-28	.679	11	26	37	35.0	19	11	14	6	5	85	73.5	
UMass Lowell	11/14/2023	71-74	L	28-67	.418	2-15	.133	16-19	.842	13	29	42	37.3	19	12	10	6	7	74	73.	
at Cincinnati	11/22/2023	54-89	L	29-62	.468	14-35	.400	17-24	.708	8	26	34	36.5	15	17	6	4	7	89	77.5	
Mississippi St.	11/28/2023	67-59	W	20-65	.308	7-30	.233	12-16	.750	14	29	43	37.8	19	5	13	2	8	59	73.8	
Duke	12/02/2023	72-68	W	26-62	.419	4-16	.250	12-20	.600	13	20	33	37.0	15	12	6	6	8	68	72.8	
at Georgia	12/05/2023	62-76	L	26-65	.400	10-33	.303	14-21	.667	13	37	50	38.9	14	14	9	4	4	76	73.3	
Alabama A&M	12/09/2023	70-49	W	16-58	.276	2-20	.100	15-20	.750	9	19	28	37.5	20	4	7	4	12	49	70.3	
vs Penn St.	12/16/2023	82-81	Wot	29-74	.392	12-33	.364	11-17	.647	14	18	32	36.9	18	15	6	3	13	81	71.4	
vs Massachusetts	12/21/2023	73-70	W	26-67	.388	10-31	.323	8-19	.421	15	18	33	36.5	20	11	11	3	16	70	71.3	
at Hawaii	12/22/2023	73-68	W	22-58	.379	6-26	.231	18-25	.720	7	21	28	35.7	16	12	4	2	4	68	71.0	
vs Nevada	12/24/2023	64-72	L	26-53	.491	7-22	.318	13-20	.650	8	26	34	35.6	18	9	12	5	4	72	71.1	
at Florida St.	01/03/2024	71-82	L	31-60	.517	7-17	.412	13-17	.765	9	29	38	35.8	21	12	13	1	7	82	71.9	
Boston College	01/06/2024	87-95	L	35-63	.556	12-23	.522	13-18	.722	5	19	24	34.9	18	21	5	3	4	95	73.6	
Notre Dame	01/09/2024	68-75	Lot	24-61	.393	8-24	.333	19-21	.905	13	35	48	35.8	12	11	16	1	5	75	73.7	
at Duke	01/13/2024	79-84	L	27-63	.429	10-21	.476	20-28	.714	11	21	32	35.6	15	16	4	4	6	84	74.3	
at Clemson	01/16/2024	93-90	Wot2	29-70	.414	3-21	.143	29-38	.763	22	23	45	36.1	15	13	10	4	5	90	75.2	
Virginia	01/20/2024	66-75	L	29-58	.500	11-23	.478	6-11	.545	9	20	29	35.7	14	19	9	3	4	75	75.2	
Pittsburgh	01/23/2024	64-72	L	24-50	.480	8-19	.421	16-21	.762	9	24	33	35.6	14	13	11	4	6	72	75.1	
at Virginia Tech	01/27/2024	67-91	L	32-58	.552	12-27	.444	15-17	.882	8	29	37	35.7	17	23	7	3	2	91	75.9	
North Carolina	01/30/2024	74-73	W	28-77	.364	8-28	.286	9-17	.529	22	26	48	36.2	16	17	11	0	8	73	75.7	
Total		1590		560-1308	.428	165-507	.325	305-430	.709	244	517	761	36.2	358	273	202	70	140	1590	75.7	
Georgia Tech		1529		548-1284	.427	168-514	.327	265-389	.681	258	546	804	38.3	356	279	256	96	98	1529	72.8	

Opponents Averages

Games Played	Points/game	FG Pct	3FG Pct	FT Pct	Rebounds/game	Assists/game	Turnovers/game	Assist/Turnover ratio	Steals/game	Blocks/game
21	75.7	42.8	32.5	70.9	36.2	13.0	9.6	1.4	6.7	3.3

2023-24 SEASON STATISTICS - INDIVIDUAL GAME-BY-GAME

#1 STURDIVANT, Kyle

Opponent	Date	GS	MIN	Total		3-Pointers		Free throws		Rebounds											
				FG-FGA	PCT	3FG-3FGA	PCT	FT-FTA	PCT	OFF	DEF	TOT	AVG	PF	A	TO	BLK	STL	PTS	AVG	
Ga. Southern	11/06/2023		27:43	3-5	.600	2-3	.667	0-0	.000	0	4	4	4.0	2	6	1	0	1	8	8.0	
Howard	11/09/2023		22:08	5-12	.417	0-1	.000	1-1	1.000	1	1	2	3.0	3	2	0	0	0	11	9.5	
UMass Lowell	11/14/2023		26:12	6-13	.462	0-4	.000	0-1	.000	0	0	0	2.0	3	5	3	0	0	12	10.3	
at Cincinnati	11/22/2023		11:41	0-3	.000	0-0	.000	2-2	1.000	0	1	1	1.8	1	4	0	0	0	2	8.3	
Mississippi St.	11/28/2023		12:08	4-7	.571	1-2	.500	3-4	.750	1	2	3	2.0	3	0	3	0	2	12	9.0	
Duke	12/02/2023		13:44	1-4	.250	0-2	.000	4-4	1.000	0	0	0	1.7	0	4	2	0	0	6	8.5	
at Georgia	12/05/2023		13:24	1-4	.250	1-1	1.000	0-0	.000	0	0	0	1.4	2	3	0	0	1	3	7.7	
Alabama A&M	12/09/2023		14:45	0-1	.000	0-1	.000	3-4	.750	0	4	4	1.8	2	2	2	0	0	3	7.1	
vs Penn St.	12/16/2023		14:09	4-6	.667	0-0	.000	0-0	.000	0	2	2	1.8	1	3	5	0	0	8	7.2	
vs Massachusetts	12/21/2023		26:56	6-10	.600	1-3	.333	8-8	1.000	1	2	3	1.9	0	0	2	0	3	21	8.6	
at Hawaii	12/22/2023		16:12	2-7	.286	1-1	1.000	0-0	.000	0	3	3	2.0	0	5	2	0	0	5	8.3	
vs Nevada	12/24/2023		15:09	2-5	.400	1-3	.333	0-0	.000	0	1	1	1.9	0	1	1	0	0	5	8.0	
at Florida St.	01/03/2024		26:49	1-5	.200	0-2	.000	3-4	.750	0	1	1	1.8	2	5	0	0	0	5	7.8	
Boston College	01/06/2024		23:33	3-5	.600	2-4	.500	3-4	.750	1	9	10	2.4	0	9	2	0	0	11	8.0	
Notre Dame	01/09/2024		16:51	0-3	.000	0-2	.000	0-0	.000	0	1	1	2.3	3	1	1	0	1	0	7.5	
at Duke	01/13/2024		08:16	1-2	.500	1-1	1.000	0-0	.000	0	1	1	2.3	1	1	1	0	0	3	7.2	
at Clemson	01/16/2024		22:33	5-10	.500	3-8	.375	5-5	1.000	0	1	1	2.2	1	2	1	0	1	18	7.8	
Virginia	01/20/2024		23:37	3-9	.333	2-6	.333	0-0	.000	1	3	4	2.3	2	0	0	0	1	8	7.8	
Pittsburgh	01/23/2024		25:18	5-10	.500	2-3	.667	2-2	1.000	1	1	2	2.3	2	3	0	0	2	14	8.2	
at Virginia Tech	01/27/2024		17:48	3-10	.300	1-4	.250	2-2	1.000	1	2	3	2.3	2	3	1	0	1	9	8.2	
North Carolina	01/30/2024		22:14	6-10	.600	4-4	1.000	2-2	1.000	0	2	2	2.3	0	4	3	1	0	18	8.7	
Totals		0	401:09	61-141	.433	22-55	.400	38-43	.884	7	41	48	2.3	30	63	30	1	13	182	8.7	

Player Averages

Games Played	Minutes/ game	Points/ game	FG Pct	3FG Pct	FT Pct	Rebounds/ game	Assists/ game	Turnovers/ game	Assist/Turnover ratio	Steals/ game	Blocks/ game
21	19.1	8.7	43.3	40.0	88.4	2.3	3.0	1.4	2.1	0.6	0.0



2023-24 SEASON STATISTICS - INDIVIDUAL GAME-BY-GAME

#2 GEORGE, Naithan

Opponent	Date	GS	MIN	Total		3-Pointers		Free throws		Rebounds				PF	A	TO	BLK	STL	PTS	AVG
				FG-FGA	PCT	3FG-3FGA	PCT	FT-FTA	PCT	OFF	DEF	TOT	AVG							
at Cincinnati	11/22/2023		15:04	3-6	.500	2-3	.667	0-0	.000	0	1	1	1.0	1	0	3	0	0	8	8.0
Mississippi St.	11/28/2023	*	31:46	4-10	.400	0-3	.000	3-5	.600	1	3	4	2.5	2	1	3	1	0	11	9.5
Duke	12/02/2023	*	28:13	1-6	.167	0-4	.000	0-1	.000	0	1	1	2.0	2	9	3	0	0	2	7.0
at Georgia	12/05/2023	*	26:36	2-9	.222	1-5	.200	0-0	.000	0	5	5	2.8	3	1	0	0	0	5	6.5
Alabama A&M	12/09/2023	*	24:52	1-3	.333	0-2	.000	0-0	.000	2	1	3	2.8	1	8	2	0	1	2	5.6
vs Penn St.	12/16/2023	*	33:15	4-6	.667	0-0	.000	0-0	.000	0	1	1	2.5	1	8	3	0	0	8	6.0
vs Massachusetts	12/21/2023	*	20:59	3-3	1.000	1-1	1.000	2-2	1.000	0	2	2	2.4	3	5	3	0	0	9	6.4
at Hawaii	12/22/2023	*	31:40	4-12	.333	2-6	.333	4-6	.667	1	1	2	2.4	2	3	1	0	0	14	7.4
vs Nevada	12/24/2023	*	32:44	3-9	.333	0-3	.000	3-6	.500	0	1	1	2.2	0	2	0	0	2	9	7.6
at Florida St.	01/03/2024	*	25:42	2-8	.250	0-4	.000	3-5	.600	1	3	4	2.4	1	3	1	0	1	7	7.5
Boston College	01/06/2024	*	16:27	2-5	.400	0-1	.000	0-0	.000	0	0	0	2.2	1	4	1	0	0	4	7.2
Notre Dame	01/09/2024	*	30:52	4-9	.444	1-5	.200	0-1	.000	0	2	2	2.2	1	11	3	0	2	9	7.3
at Duke	01/13/2024	*	32:41	6-11	.545	3-6	.500	2-5	.400	0	2	2	2.2	2	5	1	0	0	17	8.1
at Clemson	01/16/2024	*	36:46	8-13	.615	4-7	.571	0-0	.000	0	0	0	2.0	1	6	1	1	1	20	8.9
Virginia	01/20/2024	*	33:09	4-8	.500	1-4	.250	6-6	1.000	0	1	1	1.9	3	9	3	0	0	15	9.3
Pittsburgh	01/23/2024	*	37:52	3-10	.300	2-7	.286	2-2	1.000	1	0	1	1.9	2	4	1	1	0	10	9.4
at Virginia Tech	01/27/2024	*	32:13	3-10	.300	1-2	.500	0-0	.000	2	0	2	1.9	1	8	1	0	0	7	9.2
North Carolina	01/30/2024	*	30:07	4-10	.400	0-3	.000	8-10	.800	1	3	4	2.0	4	4	2	0	1	16	9.6
Totals		17	520:59	61-148	.412	18-66	.273	33-49	.673	9	27	36	2.0	31	91	32	3	8	173	9.6

Player Averages

Games Played	Minutes/ game	Points/ game	FG Pct	3FG Pct	FT Pct	Rebounds/ game	Assists/ game	Turnovers/ game	Assist/Turnover ratio	Steals/ game	Blocks/ game
18	28.9	9.6	41.2	27.3	67.3	2.0	5.1	1.8	2.8	0.4	0.2

2023-24 SEASON STATISTICS - INDIVIDUAL GAME-BY-GAME

#3 COLEMAN, Dallan "Deebo"

Opponent	Date	GS	MIN	Total		3-Pointers		Free throws		Rebounds										
				FG-FGA	PCT	3FG-3FGA	PCT	FT-FTA	PCT	OFF	DEF	TOT	AVG	PF	A	TO	BLK	STL	PTS	AVG
Ga. Southern	11/06/2023		25:49	5-7	.714	3-5	.600	4-7	.571	0	0	0	0.0	2	0	0	0	0	17	17.0
Howard	11/09/2023		28:16	3-5	.600	1-2	.500	0-1	.000	1	3	4	2.0	3	0	0	0	1	7	12.0
UMass Lowell	11/14/2023		31:32	7-12	.583	5-9	.556	5-7	.714	2	3	5	3.0	2	1	0	1	1	24	16.0
at Cincinnati	11/22/2023		13:17	0-2	.000	0-2	.000	0-0	.000	0	1	1	2.5	2	0	1	0	1	0	12.0
Mississippi St.	11/28/2023		28:10	2-7	.286	2-7	.286	0-0	.000	1	3	4	2.8	1	2	0	0	0	6	10.8
Duke	12/02/2023		20:57	2-4	.500	0-1	.000	1-1	1.000	0	3	3	2.8	1	1	0	1	0	5	9.8
at Georgia	12/05/2023		27:53	3-12	.250	2-6	.333	0-0	.000	2	2	4	3.0	2	2	0	0	1	8	9.6
Alabama A&M	12/09/2023		16:04	0-5	.000	0-4	.000	0-0	.000	1	0	1	2.8	1	1	1	1	0	0	8.4
vs Penn St.	12/16/2023		23:59	2-4	.500	1-3	.333	0-0	.000	3	2	5	3.0	3	3	0	1	0	5	8.0
vs Massachusetts	12/21/2023		24:49	4-8	.500	2-4	.500	2-2	1.000	1	1	2	2.9	1	0	3	0	1	12	8.4
at Hawaii	12/22/2023		15:05	0-4	.000	0-3	.000	0-1	.000	1	3	4	3.0	2	0	0	0	0	0	7.6
vs Nevada	12/24/2023		25:51	3-6	.500	2-4	.500	0-0	.000	0	3	3	3.0	3	1	1	0	0	8	7.7
at Florida St.	01/03/2024		18:04	3-5	.600	1-3	.333	0-0	.000	0	2	2	2.9	1	0	0	0	1	7	7.6
Boston College	01/06/2024		28:18	3-7	.429	1-4	.250	3-4	.750	1	0	1	2.8	2	1	0	0	1	10	7.8
Notre Dame	01/09/2024		33:47	2-8	.250	1-5	.200	0-0	.000	3	0	3	2.8	2	1	0	1	2	5	7.6
at Duke	01/13/2024		20:59	3-4	.750	2-3	.667	0-0	.000	1	3	4	2.9	3	0	1	0	1	8	7.6
at Clemson	01/16/2024		12:03	2-3	.667	2-3	.667	0-0	.000	0	0	0	2.7	2	0	0	0	0	6	7.5
Virginia	01/20/2024		12:58	2-5	.400	1-2	.500	0-2	.000	1	1	2	2.7	0	0	1	0	0	5	7.4
Pittsburgh	01/23/2024		11:50	1-5	.200	1-4	.250	0-0	.000	0	1	1	2.6	3	0	0	0	0	3	7.2
at Virginia Tech	01/27/2024		10:52	1-4	.250	1-3	.333	0-0	.000	0	4	4	2.7	2	0	0	0	0	3	7.0
North Carolina	01/30/2024		11:24	1-3	.333	1-1	1.000	0-0	.000	1	3	4	2.7	0	0	0	0	0	3	6.8
Totals		0	441:56	49-120	.408	29-78	.372	15-25	.600	19	38	57	2.7	38	13	8	5	10	142	6.8

Player Averages

Games Played	Minutes/ game	Points/ game	FG Pct	3FG Pct	FT Pct	Rebounds/ game	Assists/ game	Turnovers/ game	Assist/Turnover ratio	Steals/ game	Blocks/ game
21	21.0	6.8	40.8	37.2	60.0	2.7	0.6	0.4	1.6	0.5	0.2



2023-24 SEASON STATISTICS - INDIVIDUAL GAME-BY-GAME

#5 GAPARE, Tafara

Opponent	Date	GS	MIN	Total		3-Pointers		Free throws		Rebounds											
				FG-FGA	PCT	3FG-3FGA	PCT	FT-FTA	PCT	OFF	DEF	TOT	AVG	PF	A	TO	BLK	STL	PTS	AVG	
Ga. Southern	11/06/2023	*	15:55	1-6	.167	0-1	.000	0-0	.000	1	0	1	1.0	2	0	1	3	1	2	2.0	
Howard	11/09/2023	*	09:37	0-2	.000	0-2	.000	0-0	.000	0	2	2	1.5	3	0	1	0	1	0	1.0	
UMass Lowell	11/14/2023	*	13:32	0-1	.000	0-1	.000	0-0	.000	1	2	3	2.0	3	1	2	1	0	0	0.7	
at Georgia	12/05/2023		17:40	3-5	.600	0-1	.000	1-3	.333	1	1	2	2.0	3	0	0	2	0	7	2.3	
Alabama A&M	12/09/2023		15:30	3-5	.600	1-1	1.000	1-2	.500	1	2	3	2.2	1	1	1	0	2	8	3.4	
vs Penn St.	12/16/2023		28:36	7-16	.438	3-6	.500	3-4	.750	2	4	6	2.8	2	0	1	1	0	20	6.2	
vs Massachusetts	12/21/2023		06:00	0-1	.000	0-0	.000	0-0	.000	0	0	0	2.4	0	1	0	2	0	0	5.3	
at Hawaii	12/22/2023	*	29:01	4-8	.500	0-2	.000	1-2	.500	3	4	7	3.0	4	0	1	4	0	9	5.8	
vs Nevada	12/24/2023	*	18:37	0-4	.000	0-2	.000	0-0	.000	0	2	2	2.9	1	0	0	0	0	0	5.1	
at Florida St.	01/03/2024		15:09	1-3	.333	0-2	.000	0-2	.000	0	0	0	2.6	0	1	1	0	0	2	4.8	
Boston College	01/06/2024		13:22	2-4	.500	0-1	.000	4-4	1.000	0	1	1	2.5	0	0	0	0	1	8	5.1	
Notre Dame	01/09/2024		08:01	0-2	.000	0-1	.000	0-0	.000	0	1	1	2.3	0	0	0	0	0	0	4.7	
at Duke	01/13/2024	*	17:44	3-4	.750	2-2	1.000	0-0	.000	0	0	0	2.2	4	1	2	3	0	8	4.9	
at Clemson	01/16/2024		08:55	0-4	.000	0-4	.000	0-0	.000	1	3	4	2.3	2	1	0	1	0	0	4.6	
Virginia	01/20/2024		09:28	1-2	.500	1-2	.500	0-0	.000	0	1	1	2.2	0	1	0	0	0	3	4.5	
Pittsburgh	01/23/2024		15:27	1-5	.200	1-3	.333	1-2	.500	0	1	1	2.1	1	0	1	0	0	4	4.4	
at Virginia Tech	01/27/2024		11:05	0-2	.000	0-1	.000	0-0	.000	0	0	0	2.0	0	0	0	0	0	0	4.2	
North Carolina	01/30/2024		24:54	2-5	.400	0-1	.000	2-2	1.000	0	8	8	2.3	1	1	1	3	1	6	4.3	
Totals		6	278:33	28-79	.354	8-33	.242	13-21	.619	10	32	42	2.3	27	8	12	20	6	77	4.3	

Player Averages

Games Played	Minutes/ game	Points/ game	FG Pct	3FG Pct	FT Pct	Rebounds/ game	Assists/ game	Turnovers/ game	Assist/Turnover ratio	Steals/ game	Blocks/ game
18	15.5	4.3	35.4	24.2	61.9	2.3	0.4	0.7	0.7	0.3	1.1

2023-24 SEASON STATISTICS - INDIVIDUAL GAME-BY-GAME

#10 DOWUONA, Ebenezer

Opponent	Date	GS	MIN	Total		3-Pointers		Free throws		Rebounds										
				FG-FGA	PCT	3FG-3FGA	PCT	FT-FTA	PCT	OFF	DEF	TOT	AVG	PF	A	TO	BLK	STL	PTS	AVG
Ga. Southern	11/06/2023		08:22	1-2	.500	0-0	.000	0-1	.000	3	1	4	4.0	3	0	0	0	0	2	2.0
Howard	11/09/2023		05:54	1-1	1.000	0-0	.000	0-0	.000	1	0	1	2.5	1	0	1	1	0	2	2.0
UMass Lowell	11/14/2023		02:30	1-1	1.000	0-0	.000	0-0	.000	0	1	1	2.0	0	0	1	0	0	2	2.0
at Cincinnati	11/22/2023		17:32	0-0	.000	0-0	.000	0-0	.000	0	0	0	1.5	2	1	0	1	0	0	1.5
Mississippi St.	11/28/2023	*	18:16	1-1	1.000	0-0	.000	0-0	.000	1	1	2	1.6	2	0	1	1	1	2	1.6
Duke	12/02/2023	*	20:44	1-1	1.000	0-0	.000	0-0	.000	1	2	3	1.8	3	0	1	1	0	2	1.7
at Georgia	12/05/2023	*	08:02	0-1	.000	0-0	.000	0-0	.000	1	0	1	1.7	0	0	1	0	0	0	1.4
Alabama A&M	12/09/2023	*	08:15	1-1	1.000	0-0	.000	0-1	.000	1	0	1	1.6	0	0	0	0	0	2	1.5
vs Penn St.	12/16/2023	*	10:22	1-4	.250	0-0	.000	0-0	.000	2	1	3	1.8	1	1	1	0	0	2	1.6
vs Massachusetts	12/21/2023	*	06:02	0-0	.000	0-0	.000	0-0	.000	0	0	0	1.6	1	0	0	0	0	0	1.4
Boston College	01/06/2024	*	12:18	1-3	.333	0-0	.000	0-0	.000	1	1	2	1.6	1	0	0	0	0	2	1.5
Notre Dame	01/09/2024	*	06:43	1-2	.500	0-0	.000	0-0	.000	2	0	2	1.7	1	0	0	0	0	2	1.5
at Duke	01/13/2024		05:13	0-1	.000	0-0	.000	0-0	.000	0	0	0	1.5	1	0	1	0	0	0	1.4
at Clemson	01/16/2024	*	06:07	0-0	.000	0-0	.000	0-0	.000	0	1	1	1.5	1	0	0	0	0	0	1.3
Virginia	01/20/2024	*	07:12	0-0	.000	0-0	.000	0-0	.000	0	0	0	1.4	0	0	0	0	0	0	1.2
North Carolina	01/30/2024	*	17:03	0-2	.000	0-0	.000	0-0	.000	0	2	2	1.4	4	0	1	1	0	0	1.1
Totals		11	160:35	9-20	.450	0-0	.000	0-2	.000	13	10	23	1.4	21	2	8	5	1	18	1.1

Player Averages

Games Played	Minutes/game	Points/game	FG Pct	3FG Pct	FT Pct	Rebounds/game	Assists/game	Turnovers/game	Assist/Turnover ratio	Steals/game	Blocks/game
16	10.0	1.1	45.0	0.0	0.0	1.4	0.1	0.5	0.3	0.1	0.3



2023-24 SEASON STATISTICS - INDIVIDUAL GAME-BY-GAME

#11 NDONGO, Baye

Opponent	Date	GS	MIN	Total		3-Pointers		Free throws		Rebounds				PF	A	TO	BLK	STL	PTS	AVG
				FG-FGA	PCT	3FG-3FGA	PCT	FT-FTA	PCT	OFF	DEF	TOT	AVG							
at Cincinnati	11/22/2023	*	24:02	3-7	.429	0-0	.000	2-5	.400	3	5	8	8.0	0	0	7	3	1	8	8.0
Mississippi St.	11/28/2023	*	18:19	1-7	.143	0-1	.000	0-0	.000	3	3	6	7.0	3	3	1	1	2	2	5.0
Duke	12/02/2023	*	26:33	9-11	.818	1-2	.500	2-3	.667	0	5	5	6.3	2	2	1	4	1	21	10.3
at Georgia	12/05/2023	*	24:20	4-12	.333	0-0	.000	0-0	.000	5	6	11	7.5	3	3	4	3	3	8	9.8
Alabama A&M	12/09/2023	*	17:26	1-4	.250	0-0	.000	0-0	.000	2	3	5	7.0	2	0	3	0	0	2	8.2
vs Penn St.	12/16/2023	*	34:58	5-7	.714	0-0	.000	2-3	.667	4	15	19	9.0	3	1	0	1	0	12	8.8
vs Massachusetts	12/21/2023	*	29:32	6-6	1.000	0-0	.000	0-1	.000	3	5	8	8.9	3	0	5	2	0	12	9.3
at Hawaii	12/22/2023	*	29:39	10-12	.833	0-1	.000	2-2	1.000	6	6	12	9.3	5	0	0	0	1	22	10.9
vs Nevada	12/24/2023	*	26:44	7-8	.875	0-0	.000	6-6	1.000	2	6	8	9.1	4	1	1	1	1	20	11.9
at Florida St.	01/03/2024	*	33:52	3-5	.600	0-1	.000	4-8	.500	3	6	9	9.1	4	0	3	1	1	10	11.7
Boston College	01/06/2024	*	30:45	8-14	.571	1-1	1.000	1-5	.200	2	8	10	9.2	5	1	2	0	0	18	12.3
Notre Dame	01/09/2024	*	41:57	7-15	.467	1-2	.500	1-2	.500	2	7	9	9.2	1	2	3	0	2	16	12.6
at Duke	01/13/2024	*	24:59	8-11	.727	0-0	.000	0-0	.000	1	4	5	8.8	4	1	4	1	1	16	12.8
at Clemson	01/16/2024	*	40:50	4-8	.500	0-0	.000	3-5	.600	2	8	10	8.9	5	1	5	1	1	11	12.7
Virginia	01/20/2024	*	28:19	6-7	.857	0-0	.000	3-4	.750	1	4	5	8.7	3	0	3	2	1	15	12.9
Pittsburgh	01/23/2024	*	33:25	7-12	.583	0-0	.000	3-4	.750	2	6	8	8.6	1	0	4	2	1	17	13.1
at Virginia Tech	01/27/2024	*	28:39	7-13	.538	0-0	.000	2-5	.400	5	4	9	8.6	2	0	1	2	0	16	13.3
North Carolina	01/30/2024	*	04:32	1-2	.500	0-0	.000	0-0	.000	0	0	0	8.2	0	1	0	0	0	2	12.7
Totals		18	498:51	97-161	.602	3-8	.375	31-53	.585	46	101	147	8.2	50	16	47	24	16	228	12.7

Player Averages

Games Played	Minutes/ game	Points/ game	FG Pct	3FG Pct	FT Pct	Rebounds/ game	Assists/ game	Turnovers/ game	Assist/Turnover ratio	Steals/ game	Blocks/ game
18	27.7	12.7	60.2	37.5	58.5	8.2	0.9	2.6	0.3	0.9	1.3

2023-24 SEASON STATISTICS - INDIVIDUAL GAME-BY-GAME

#12 CLAUDE, Tyzhaun

Opponent	Date	GS	MIN	Total		3-Pointers		Free throws		Rebounds											
				FG-FGA	PCT	3FG-3FGA	PCT	FT-FTA	PCT	OFF	DEF	TOT	AVG	PF	A	TO	BLK	STL	PTS	AVG	
Ga. Southern	11/06/2023	*	29:50	3-8	.375	0-2	.000	4-6	.667	5	5	10	10.0	0	3	0	0	2	10	10.0	
Howard	11/09/2023	*	27:32	8-15	.533	1-2	.500	2-4	.500	3	3	6	8.0	5	3	1	0	1	19	14.5	
UMass Lowell	11/14/2023	*	23:39	3-9	.333	0-1	.000	3-6	.500	4	5	9	8.3	4	1	1	0	0	9	12.7	
at Cincinnati	11/22/2023	*	10:37	1-2	.500	0-0	.000	0-0	.000	0	2	2	6.8	1	0	1	1	0	2	10.0	
Mississippi St.	11/28/2023		08:31	0-1	.000	0-1	.000	1-2	.500	0	1	1	5.6	3	0	0	0	0	1	8.2	
Duke	12/02/2023		16:14	2-6	.333	0-1	.000	0-0	.000	1	7	8	6.0	0	1	0	0	0	4	7.5	
at Georgia	12/05/2023		10:54	1-4	.250	0-0	.000	3-6	.500	2	2	4	5.7	2	1	1	0	0	5	7.1	
Alabama A&M	12/09/2023		16:39	4-4	1.000	0-0	.000	2-4	.500	4	5	9	6.1	1	2	2	0	0	10	7.5	
vs Penn St.	12/16/2023		06:49	1-2	.500	0-0	.000	0-0	.000	2	0	2	5.7	1	1	0	1	1	2	6.9	
vs Massachusetts	12/21/2023		23:14	0-0	.000	0-0	.000	0-0	.000	2	7	9	6.0	2	0	2	1	1	0	6.2	
at Hawaii	12/22/2023		12:45	1-2	.500	0-0	.000	0-0	.000	1	4	5	5.9	3	0	2	0	0	2	5.8	
vs Nevada	12/24/2023		13:51	1-2	.500	0-0	.000	1-2	.500	5	0	5	5.8	3	1	1	0	0	3	5.6	
at Florida St.	01/03/2024		07:38	1-1	1.000	0-0	.000	0-0	.000	0	0	0	5.4	3	0	1	0	0	2	5.3	
Boston College	01/06/2024		08:33	2-2	1.000	0-0	.000	1-1	1.000	0	1	1	5.1	1	0	0	0	0	5	5.3	
Notre Dame	01/09/2024		08:02	1-1	1.000	0-0	.000	0-0	.000	1	1	2	4.9	2	0	0	1	0	2	5.1	
at Duke	01/13/2024		18:21	0-2	.000	0-0	.000	2-2	1.000	3	2	5	4.9	0	2	0	1	0	2	4.9	
at Clemson	01/16/2024		38:18	1-1	1.000	0-0	.000	7-8	.875	4	4	8	5.1	3	2	1	1	2	9	5.1	
Virginia	01/20/2024		22:37	2-2	1.000	0-0	.000	2-3	.667	3	1	4	5.0	1	1	1	0	0	6	5.2	
Pittsburgh	01/23/2024		11:01	0-0	.000	0-0	.000	1-2	.500	4	1	5	5.0	2	0	1	2	1	1	4.9	
at Virginia Tech	01/27/2024		23:33	3-3	1.000	0-0	.000	2-3	.667	3	0	3	4.9	4	0	1	2	0	8	5.1	
North Carolina	01/30/2024		28:11	4-8	.500	0-0	.000	1-1	1.000	2	6	8	5.0	3	0	1	3	0	9	5.3	
Totals		4	366:49	39-75	.520	1-7	.143	32-50	.640	49	57	106	5.0	44	18	17	13	8	111	5.3	

Player Averages

Games Played	Minutes/ game	Points/ game	FG Pct	3FG Pct	FT Pct	Rebounds/ game	Assists/ game	Turnovers/ game	Assist/Turnover ratio	Steals/ game	Blocks/ game
21	17.5	5.3	52.0	14.3	64.0	5.0	0.9	0.8	1.1	0.4	0.6



2023-24 SEASON STATISTICS - INDIVIDUAL GAME-BY-GAME

#13 KELLY, Miles

Opponent	Date	GS	MIN	Total		3-Pointers		Free throws		Rebounds				PF	A	TO	BLK	STL	PTS	AVG
				FG-FGA	PCT	3FG-3FGA	PCT	FT-FTA	PCT	OFF	DEF	TOT	AVG							
Ga. Southern	11/06/2023	*	30:29	9-18	.500	4-9	.444	3-5	.600	2	3	5	5.0	3	3	2	0	2	25	25.0
Howard	11/09/2023	*	35:15	9-24	.375	1-5	.200	8-13	.615	4	2	6	5.5	1	2	0	0	1	27	26.0
UMass Lowell	11/14/2023	*	34:04	5-19	.263	0-6	.000	1-3	.333	4	4	8	6.3	3	1	2	2	1	11	21.0
at Cincinnati	11/22/2023	*	25:11	3-10	.300	0-3	.000	6-7	.857	1	1	2	5.3	1	1	1	0	1	12	18.8
Mississippi St.	11/28/2023	*	34:22	5-16	.313	4-9	.444	8-10	.800	3	9	12	6.6	3	1	2	0	0	22	19.4
Duke	12/02/2023	*	36:09	5-13	.385	2-8	.250	4-4	1.000	1	6	7	6.7	1	2	2	1	0	16	18.8
at Georgia	12/05/2023	*	31:42	4-15	.267	2-8	.250	2-2	1.000	1	6	7	6.7	2	4	2	0	1	12	17.9
Alabama A&M	12/09/2023	*	28:25	3-8	.375	3-8	.375	2-4	.500	0	4	4	6.4	1	0	4	0	0	11	17.0
vs Penn St.	12/16/2023	*	37:02	3-13	.231	0-7	.000	4-6	.667	3	2	5	6.2	3	6	2	0	2	10	16.2
vs Massachusetts	12/21/2023	*	26:44	2-11	.182	0-6	.000	3-3	1.000	0	6	6	6.2	1	0	1	0	1	7	15.3
at Hawaii	12/22/2023	*	32:43	5-11	.455	1-3	.333	3-4	.750	1	4	5	6.1	1	3	1	0	1	14	15.2
vs Nevada	12/24/2023	*	33:56	3-15	.200	1-9	.111	3-6	.500	0	5	5	6.0	2	3	3	0	0	10	14.8
at Florida St.	01/03/2024	*	31:14	7-15	.467	3-6	.500	3-5	.600	1	5	6	6.0	3	0	2	0	0	20	15.2
Boston College	01/06/2024	*	33:48	5-10	.500	2-6	.333	0-0	.000	0	3	3	5.8	4	1	5	1	0	12	14.9
Notre Dame	01/09/2024	*	40:35	9-21	.429	7-15	.467	0-1	.000	2	5	7	5.9	2	3	0	0	1	25	15.6
at Duke	01/13/2024	*	34:43	5-11	.455	2-4	.500	4-5	.800	0	11	11	6.2	5	4	3	1	0	16	15.6
at Clemson	01/16/2024	*	41:41	6-16	.375	1-6	.167	1-2	.500	1	5	6	6.2	4	1	2	0	0	14	15.5
Virginia	01/20/2024	*	30:09	3-11	.273	2-7	.286	0-0	.000	0	5	5	6.1	3	1	2	0	1	8	15.1
Pittsburgh	01/23/2024	*	17:26	0-2	.000	0-1	.000	0-0	.000	0	2	2	5.9	3	2	1	0	0	0	14.3
at Virginia Tech	01/27/2024	*	26:10	4-9	.444	1-3	.333	2-2	1.000	0	3	3	5.8	2	1	0	1	1	11	14.2
North Carolina	01/30/2024	*	29:13	5-13	.385	3-6	.500	2-2	1.000	1	4	5	5.7	3	0	4	0	1	15	14.2
Totals		21	671:00	100-281	.356	39-135	.289	59-84	.702	25	95	120	5.7	51	39	41	6	14	298	14.2

Player Averages

Games Played	Minutes/ game	Points/ game	FG Pct	3FG Pct	FT Pct	Rebounds/ game	Assists/ game	Turnovers/ game	Assist/Turnover ratio	Steals/ game	Blocks/ game
21	32.0	14.2	35.6	28.9	70.2	5.7	1.9	2.0	1.0	0.7	0.3

2023-24 SEASON STATISTICS - INDIVIDUAL GAME-BY-GAME

#14 REEVES JR., Kowacie

Opponent	Date	GS	MIN	Total		3-Pointers		Free throws		Rebounds											
				FG-FGA	PCT	3FG-3FGA	PCT	FT-FTA	PCT	OFF	DEF	TOT	AVG	PF	A	TO	BLK	STL	PTS	AVG	
Ga. Southern	11/06/2023	*	32:42	4-7	.571	3-5	.600	4-4	1.000	1	2	3	3.0	1	3	2	1	3	15	15.0	
Howard	11/09/2023	*	35:04	6-10	.600	1-4	.250	2-3	.667	3	4	7	5.0	0	2	1	1	1	15	15.0	
UMass Lowell	11/14/2023	*	34:17	1-7	.143	0-3	.000	2-2	1.000	0	3	3	4.3	2	0	0	2	0	4	11.3	
at Cincinnati	11/22/2023	*	29:03	4-6	.667	1-2	.500	5-5	1.000	1	2	3	4.0	0	1	1	3	1	14	12.0	
Mississippi St.	11/28/2023	*	32:44	2-10	.200	0-3	.000	2-2	1.000	1	5	6	4.4	2	1	1	1	0	6	10.8	
Duke	12/02/2023	*	33:15	5-7	.714	4-5	.800	0-0	.000	1	3	4	4.3	1	0	2	0	0	14	11.3	
at Georgia	12/05/2023	*	27:51	5-10	.500	2-5	.400	0-0	.000	1	2	3	4.1	0	0	0	0	0	12	11.4	
Alabama A&M	12/09/2023	*	28:26	6-12	.500	2-5	.400	6-6	1.000	3	7	10	4.9	2	1	1	1	0	20	12.5	
vs Penn St.	12/16/2023	*	31:52	5-12	.417	1-5	.200	4-6	.667	1	4	5	4.9	1	0	5	1	0	15	12.8	
vs Massachusetts	12/21/2023	*	26:36	3-10	.300	0-2	.000	3-5	.600	0	4	4	4.8	2	1	2	0	0	9	12.4	
at Hawaii	12/22/2023	*	32:55	3-7	.429	1-1	1.000	0-0	.000	1	4	5	4.8	0	0	1	0	0	7	11.9	
vs Nevada	12/24/2023	*	30:12	3-8	.375	2-5	.400	1-1	1.000	1	3	4	4.8	3	0	2	0	1	9	11.7	
at Florida St.	01/03/2024	*	33:48	7-16	.438	3-7	.429	1-2	.500	2	4	6	4.8	2	2	1	1	1	18	12.2	
Boston College	01/06/2024	*	32:56	6-9	.667	4-6	.667	1-1	1.000	1	1	2	4.6	1	0	0	1	1	17	12.5	
Notre Dame	01/09/2024	*	38:12	3-11	.273	1-5	.200	2-3	.667	0	4	4	4.6	4	2	1	0	2	9	12.3	
at Duke	01/13/2024	*	33:34	4-8	.500	1-4	.250	0-0	.000	0	4	4	4.6	0	2	1	2	1	9	12.1	
at Clemson	01/16/2024	*	42:46	5-7	.714	5-7	.714	0-0	.000	0	0	0	4.3	3	0	1	0	0	15	12.2	
Virginia	01/20/2024	*	30:24	2-7	.286	2-6	.333	0-0	.000	1	2	3	4.2	1	0	3	0	1	6	11.9	
Pittsburgh	01/23/2024	*	35:14	5-10	.500	2-6	.333	3-4	.750	2	3	5	4.3	1	0	0	0	1	15	12.1	
at Virginia Tech	01/27/2024	*	25:13	2-10	.200	2-6	.333	0-0	.000	0	0	0	4.1	0	1	1	0	0	6	11.8	
North Carolina	01/30/2024	*	18:45	1-5	.200	0-2	.000	0-0	.000	2	2	4	4.0	1	0	0	0	0	2	11.3	
Totals		21	665:49	82-189	.434	37-94	.394	36-44	.818	22	63	85	4.0	27	16	26	14	13	237	11.3	

Player Averages

Games Played	Minutes/ game	Points/ game	FG Pct	3FG Pct	FT Pct	Rebounds/ game	Assists/ game	Turnovers/ game	Assist/Turnover ratio	Steals/ game	Blocks/ game
21	31.7	11.3	43.4	39.4	81.8	4.0	0.8	1.2	0.6	0.6	0.7

2023-24 SEASON STATISTICS - INDIVIDUAL GAME-BY-GAME

#23 SACKO, Ibrahima

Opponent	Date	GS	MIN	Total		3-Pointers		Free throws		Rebounds				PF	A	TO	BLK	STL	PTS	AVG
				FG-FGA	PCT	3FG-3FGA	PCT	FT-FTA	PCT	OFF	DEF	TOT	AVG							
Ga. Southern	11/06/2023		12:31	0-3	.000	0-1	.000	0-0	.000	2	2	4	4.0	2	0	2	0	1	0	0.0
Howard	11/09/2023		12:52	0-0	.000	0-0	.000	1-2	.500	0	3	3	3.5	2	0	1	0	0	1	0.5
UMass Lowell	11/14/2023		20:26	1-2	.500	0-1	.000	0-2	.000	3	5	8	5.0	4	1	0	0	3	2	1.0
at Cincinnati	11/22/2023		23:51	1-3	.333	1-3	.333	0-0	.000	0	3	3	4.5	3	0	1	0	0	3	1.5
Mississippi St.	11/28/2023		11:16	1-1	1.000	0-0	.000	0-0	.000	0	3	3	4.2	0	0	0	1	2	2	1.6
Duke	12/02/2023		02:17	1-1	1.000	0-0	.000	0-0	.000	0	0	0	3.5	2	0	0	1	0	2	1.7
at Georgia	12/05/2023		09:33	1-3	.333	0-1	.000	0-2	.000	2	1	3	3.4	1	1	0	0	1	2	1.7
Alabama A&M	12/09/2023		09:43	2-2	1.000	0-0	.000	0-1	.000	3	0	3	3.4	0	0	1	0	0	4	2.0
vs Massachusetts	12/21/2023		09:08	1-2	.500	1-1	1.000	0-0	.000	2	1	3	3.3	3	0	3	0	0	3	2.1
vs Nevada	12/24/2023		02:57	0-0	.000	0-0	.000	0-0	.000	0	0	0	3.0	0	0	0	0	0	0	1.9
at Florida St.	01/03/2024	*	07:44	0-1	.000	0-1	.000	0-0	.000	0	0	0	2.7	2	0	1	0	0	0	1.7
Virginia	01/20/2024		02:07	0-0	.000	0-0	.000	0-0	.000	0	1	1	2.6	0	0	0	0	0	0	1.6
Pittsburgh	01/23/2024	*	12:27	0-2	.000	0-1	.000	0-0	.000	2	3	5	2.8	1	0	0	0	0	0	1.5
at Virginia Tech	01/27/2024	*	06:38	0-0	.000	0-0	.000	0-0	.000	0	0	0	2.6	0	0	0	0	0	0	1.4
North Carolina	01/30/2024		05:57	1-1	1.000	1-1	1.000	0-0	.000	0	0	0	2.4	0	0	1	0	1	3	1.5
Totals		3	149:27	9-21	.429	3-10	.300	1-7	.143	14	22	36	2.4	20	2	10	2	8	22	1.5

Player Averages

Games Played	Minutes/game	Points/game	FG Pct	3FG Pct	FT Pct	Rebounds/game	Assists/game	Turnovers/game	Assist/Turnover ratio	Steals/game	Blocks/game
15	10.0	1.5	42.9	30.0	14.3	2.4	0.1	0.7	0.2	0.5	0.1

2023-24 SEASON STATISTICS - INDIVIDUAL GAME-BY-GAME

#24 ABRAM, Amaree

Opponent	Date	GS	MIN	Total		3-Pointers		Free throws		Rebounds										
				FG-FGA	PCT	3FG-3FGA	PCT	FT-FTA	PCT	OFF	DEF	TOT	AVG	PF	A	TO	BLK	STL	PTS	AVG
Ga. Southern	11/06/2023	*	16:39	1-4	.250	1-3	.333	2-4	.500	0	2	2	2.0	1	2	3	0	0	5	5.0
Howard	11/09/2023	*	20:23	2-8	.250	0-2	.000	2-3	.667	2	2	4	3.0	1	3	1	1	1	6	5.5
UMass Lowell	11/14/2023	*	13:48	2-6	.333	1-5	.200	2-2	1.000	0	2	2	2.7	1	1	2	0	0	7	6.0
at Cincinnati	11/22/2023	*	13:15	1-6	.167	0-0	.000	0-0	.000	0	4	4	3.0	2	1	1	0	0	2	5.0
Alabama A&M	12/09/2023		16:05	3-9	.333	2-6	.333	0-0	.000	0	4	4	3.2	3	0	1	0	0	8	5.6
vs Penn St.	12/16/2023		03:58	0-1	.000	0-1	.000	0-0	.000	0	0	0	2.7	0	2	0	0	0	0	4.7
at Duke	01/13/2024		03:31	0-1	.000	0-0	.000	0-0	.000	0	1	1	2.4	1	1	0	0	0	0	4.0
at Virginia Tech	01/27/2024		06:46	0-1	.000	0-0	.000	1-2	.500	0	0	0	2.1	0	0	0	0	0	1	3.6
North Carolina	01/30/2024		03:32	0-1	.000	0-1	.000	0-0	.000	0	0	0	1.9	0	0	1	0	0	0	3.2
Totals		4	97:57	9-37	.243	4-18	.222	7-11	.636	2	15	17	1.9	9	10	9	1	1	29	3.2

Player Averages

Games Played	Minutes/ game	Points/ game	FG Pct	3FG Pct	FT Pct	Rebounds/ game	Assists/ game	Turnovers/ game	Assist/Turnover ratio	Steals/ game	Blocks/ game
9	10.9	3.2	24.3	22.2	63.6	1.9	1.1	1.0	1.1	0.1	0.1

2023-24 SEASON STATISTICS - INDIVIDUAL GAME-BY-GAME

#4 MURPHY, Carter

Opponent	Date	GS	MIN	Total		3-Pointers		Free throws		Rebounds				PF				PTS	AVG
				FG-FGA	PCT	3FG-3FGA	PCT	FT-FTA	PCT	OFF	DEF	TOT	AVG	A	TO	BLK	STL		
Howard	11/09/2023		02:59	0-0	.000	0-0	.000	0-0	.000	0	0	0	0.0	0	0	0	0	0	0.0
at Cincinnati	11/22/2023		14:17	1-4	.250	1-4	.250	0-0	.000	0	4	4	2.0	3	0	0	2	0	1.5
Mississippi St.	11/28/2023		04:28	1-1	1.000	1-1	1.000	0-0	.000	0	1	1	1.7	1	0	0	0	3	2.0
Duke	12/02/2023		01:54	0-0	.000	0-0	.000	0-0	.000	0	0	0	1.3	0	0	0	0	0	1.5
at Georgia	12/05/2023		02:05	0-0	.000	0-0	.000	0-0	.000	0	0	0	1.0	0	0	0	0	0	1.2
at Virginia Tech	01/27/2024		11:03	2-4	.500	2-3	.667	0-0	.000	0	1	1	1.0	3	1	0	0	6	2.0
North Carolina	01/30/2024		04:09	0-1	.000	0-1	.000	0-0	.000	0	1	1	1.0	1	0	0	0	0	1.7
Totals		0	40:55	4-10	.400	4-9	.444	0-0	.000	0	7	7	1.0	8	1	0	2	0	1.7

Player Averages

Games Played	Minutes/ game	Points/ game	FG Pct	3FG Pct	FT Pct	Rebounds/ game	Assists/ game	Turnovers/ game	Assist/Turnover ratio	Steals/ game	Blocks/ game
7	5.8	1.7	40.0	44.4	0.0	1.0	0.1	0.0	1.0	0.0	0.3

#33 SAN MIGUEL, Marcos

Opponent	Date	GS	MIN	Total		3-Pointers		Free throws		Rebounds				PF				PTS	AVG
				FG-FGA	PCT	3FG-3FGA	PCT	FT-FTA	PCT	OFF	DEF	TOT	AVG	A	TO	BLK	STL		
Alabama A&M	12/09/2023		01:55	0-2	.000	0-1	.000	0-0	.000	1	0	1	1.0	0	0	1	0	0	0.0
Totals		0	01:55	0-2	.000	0-1	.000	0-0	.000	1	0	1	1.0	0	0	1	0	0	0.0

Player Averages

Games Played	Minutes/ game	Points/ game	FG Pct	3FG Pct	FT Pct	Rebounds/ game	Assists/ game	Turnovers/ game	Assist/Turnover ratio	Steals/ game	Blocks/ game
1	1.9	0.0	0.0	0.0	0.0	1.0	0.0	1.0	0.0	0.0	0.0

#35 NICHOLS, Emmer

Opponent	Date	GS	MIN	Total		3-Pointers		Free throws		Rebounds				PF				PTS	AVG
				FG-FGA	PCT	3FG-3FGA	PCT	FT-FTA	PCT	OFF	DEF	TOT	AVG	A	TO	BLK	STL		
at Cincinnati	11/22/2023		02:10	0-0	.000	0-0	.000	0-0	.000	0	1	1	1.0	0	0	0	0	0	0.0
Alabama A&M	12/09/2023		01:55	0-0	.000	0-0	.000	0-0	.000	1	2	3	2.0	0	0	0	0	0	0.0
Totals		0	04:05	0-0	.000	0-0	.000	0-0	.000	1	3	4	2.0	0	0	0	0	0	0.0

Player Averages

Games Played	Minutes/ game	Points/ game	FG Pct	3FG Pct	FT Pct	Rebounds/ game	Assists/ game	Turnovers/ game	Assist/Turnover ratio	Steals/ game	Blocks/ game
2	2.0	0.0	0.0	0.0	0.0	2.0	0.0	0.0	0.0	0.0	0.0



2023-24 INDIVIDUAL HIGHS

Georgia Tech - Individual Game Highs		
POINTS	27	Miles Kelly vs Howard (11/09/2023)
	25	Miles Kelly vs Notre Dame (01/09/2024)
	25	Miles Kelly vs Ga. Southern (11/06/2023)
	24	Dallan "Deebo" Coleman vs UMass Lowell (11/14/2023)
	22	Baye Ndongo at Hawaii (12/22/2023)
	22	Miles Kelly vs Mississippi St. (11/28/2023)
FIELD GOALS MADE	10	Baye Ndongo at Hawaii (12/22/2023)
	9	Miles Kelly vs Notre Dame (01/09/2024)
	9	Baye Ndongo vs Duke (12/02/2023)
	9	Miles Kelly vs Howard (11/09/2023)
	9	Miles Kelly vs Ga. Southern (11/06/2023)
FIELD GOAL ATTEMPTS	24	Miles Kelly vs Howard (11/09/2023)
	21	Miles Kelly vs Notre Dame (01/09/2024)
FIELD GOAL PERCENTAGE (min 5 made)	1.000 (6-6)	Baye Ndongo vs Massachusetts (N) (12/21/2023)
	.875 (7-8)	Baye Ndongo vs Nevada (N) (12/24/2023)
3 PT FG MADE	7	Miles Kelly vs Notre Dame (01/09/2024)
	5	Kowacie Reeves Jr. at Clemson (01/16/2024)
	5	Dallan "Deebo" Coleman vs UMass Lowell (11/14/2023)
3 PT FG ATTEMPTS	15	Miles Kelly vs Notre Dame (01/09/2024)
	9	Miles Kelly vs Nevada (N) (12/24/2023)
	9	Miles Kelly vs Mississippi St. (11/28/2023)
	9	Dallan "Deebo" Coleman vs UMass Lowell (11/14/2023)
	9	Miles Kelly vs Ga. Southern (11/06/2023)
3 PT FG PERCENTAGE (min 2 made)	1.000 (4-4)	Kyle Sturdivant vs North Carolina (01/30/2024)
	1.000 (2-2)	Tafara Gapare at Duke (01/13/2024)
FREE THROWS MADE	8	Naithan George vs North Carolina (01/30/2024)
	8	Kyle Sturdivant vs Massachusetts (N) (12/21/2023)
	8	Miles Kelly vs Mississippi St. (11/28/2023)
	8	Miles Kelly vs Howard (11/09/2023)
FREE THROW ATTEMPTS	13	Miles Kelly vs Howard (11/09/2023)
	10	Naithan George vs North Carolina (01/30/2024)
	10	Miles Kelly vs Mississippi St. (11/28/2023)
FREE THROW PERCENTAGE (min 3 made)	1.000 (8-8)	Kyle Sturdivant vs Massachusetts (N) (12/21/2023)
	1.000 (6-6)	Naithan George vs Virginia (01/20/2024)
	1.000 (6-6)	Baye Ndongo vs Nevada (N) (12/24/2023)
	1.000 (6-6)	Kowacie Reeves Jr. vs Alabama A&M (12/09/2023)
	1.000 (5-5)	Kyle Sturdivant at Clemson (01/16/2024)
	1.000 (5-5)	Kowacie Reeves Jr. at Cincinnati (11/22/2023)
	1.000 (4-4)	Tafara Gapare vs Boston College (01/06/2024)
	1.000 (4-4)	Kyle Sturdivant vs Duke (12/02/2023)
	1.000 (4-4)	Miles Kelly vs Duke (12/02/2023)
	1.000 (4-4)	Kowacie Reeves Jr. vs Ga. Southern (11/06/2023)
	1.000 (3-3)	Miles Kelly vs Massachusetts (N) (12/21/2023)
REBOUNDS	19	Baye Ndongo vs Penn St. (N) (12/16/2023)
	12	Baye Ndongo at Hawaii (12/22/2023)
	12	Miles Kelly vs Mississippi St. (11/28/2023)
ASSISTS	11	Naithan George vs Notre Dame (01/09/2024)
	9	Naithan George vs Virginia (01/20/2024)
	9	Kyle Sturdivant vs Boston College (01/06/2024)
	9	Naithan George vs Duke (12/02/2023)
STEALS	3	Kyle Sturdivant vs Massachusetts (N) (12/21/2023)
	3	Baye Ndongo at Georgia (12/05/2023)
	3	Ibrahima Sacko vs UMass Lowell (11/14/2023)
	3	Kowacie Reeves Jr. vs Ga. Southern (11/06/2023)
BLOCKED SHOTS	4	Tafara Gapare at Hawaii (12/22/2023)
	4	Baye Ndongo vs Duke (12/02/2023)
TURNOVERS	7	Baye Ndongo at Cincinnati (11/22/2023)
	5	Baye Ndongo at Clemson (01/16/2024)
	5	Miles Kelly vs Boston College (01/06/2024)
	5	Baye Ndongo vs Massachusetts (N) (12/21/2023)
	5	Kowacie Reeves Jr. vs Penn St. (N) (12/16/2023)
	5	Kyle Sturdivant vs Penn St. (N) (12/16/2023)
FOULS	5	Baye Ndongo at Clemson (01/16/2024)
	5	Miles Kelly at Duke (01/13/2024)
	5	Baye Ndongo vs Boston College (01/06/2024)
	5	Baye Ndongo at Hawaii (12/22/2023)
	5	Tyzaun Claude vs Howard (11/09/2023)

Opponent - Individual Game Highs		
POINTS	31	PJ Hall at Clemson (01/16/2024)
	30	Kyle Filipowski at Duke (01/13/2024)
	30	Devin McGlockton vs Boston College (01/06/2024)
	30	Kenan Blackshear vs Nevada (N) (12/24/2023)
	28	RJ Davis vs North Carolina (01/30/2024)
FIELD GOALS MADE	12	Devin McGlockton vs Boston College (01/06/2024)
	11	RJ Davis vs North Carolina (01/30/2024)
	11	PJ Hall at Clemson (01/16/2024)
	11	Kenan Blackshear vs Nevada (N) (12/24/2023)
FIELD GOAL ATTEMPTS	24	RJ Davis vs North Carolina (01/30/2024)
	24	Kyle Filipowski at Duke (01/13/2024)
	24	Ayinde Hikim vs UMass Lowell (11/14/2023)
FIELD GOAL PERCENTAGE (min 5 made)	.933 (5-6)	Viktor Lakhin at Cincinnati (11/22/2023)
	.800 (12-15)	Devin McGlockton vs Boston College (01/06/2024)
	.800 (8-10)	Claudell Harris Jr. vs Boston College (01/06/2024)
3 PT FG MADE	6	Isaac McKneely vs Virginia (01/20/2024)
	5	Braeden Shrewsberry vs Notre Dame (01/09/2024)
	5	Rahsool Diggins vs Massachusetts (N) (12/21/2023)
	5	Viktor Lakhin at Cincinnati (11/22/2023)
3 PT FG ATTEMPTS	12	Puff Johnson vs Penn St. (N) (12/16/2023)
	10	Cornac Ryan vs North Carolina (01/30/2024)
	10	Rahsool Diggins vs Massachusetts (N) (12/21/2023)
	10	Josh Hubbard vs Mississippi St. (11/28/2023)
3 PT FG PERCENTAGE (min 2 made)	1.000 (4-4)	Claudell Harris Jr. vs Boston College (01/06/2024)
	1.000 (2-2)	Guillermo Diaz Graham vs Pittsburgh (01/23/2024)
	1.000 (2-2)	Carlos Curry vs Ga. Southern (11/06/2023)
FREE THROWS MADE	8	Chase Hunter at Clemson (01/16/2024)
	8	PJ Hall at Clemson (01/16/2024)
	8	Kenan Blackshear vs Nevada (N) (12/24/2023)
FREE THROW ATTEMPTS	11	Kyle Filipowski at Duke (01/13/2024)
	11	Kenan Blackshear vs Nevada (N) (12/24/2023)
FREE THROW PERCENTAGE (min 3 made)	1.000 (6-6)	Mylyjael Poteat at Virginia Tech (01/27/2024)
	1.000 (6-6)	Braeden Shrewsberry vs Notre Dame (01/09/2024)
	1.000 (5-5)	Joseph Girard III at Clemson (01/16/2024)
	1.000 (5-5)	Ayinde Hikim vs UMass Lowell (11/14/2023)
	1.000 (4-4)	Lynn Kidd at Virginia Tech (01/27/2024)
	1.000 (4-4)	Tyrese Proctor at Duke (01/13/2024)
	1.000 (4-4)	Kebba Njie vs Notre Dame (01/09/2024)
	1.000 (4-4)	Juan Munoz at Hawaii (12/22/2023)
	1.000 (4-4)	Jamar Franklin vs Ga. Southern (11/06/2023)
	1.000 (3-3)	Reece Beekman vs Virginia (01/20/2024)
	1.000 (3-3)	Julian Roper II vs Notre Dame (01/09/2024)
	1.000 (3-3)	Jamir Watkins at Florida St. (01/03/2024)
	1.000 (3-3)	Robert Davis Jr. vs Massachusetts (N) (12/21/2023)
REBOUNDS	17	PJ Hall at Clemson (01/16/2024)
	15	Ian Schieffelin at Clemson (01/16/2024)
ASSISTS	11	Reece Beekman vs Virginia (01/20/2024)
	8	Jovon McClanahan at Hawaii (12/22/2023)
STEALS	5	Jayden Ndigugue vs Massachusetts (N) (12/21/2023)
	4	Rahsool Diggins vs Massachusetts (N) (12/21/2023)
	4	Matt Cross vs Massachusetts (N) (12/21/2023)
	4	Ace Baldwin Jr. vs Penn St. (N) (12/16/2023)
	4	Caleb Blackwell vs Alabama A&M (12/09/2023)
BLOCKED SHOTS	4	Kyle Filipowski vs Duke (12/02/2023)
	4	Max Brooks vs UMass Lowell (11/04/2023)
TURNOVERS	5	Kenan Blackshear vs Nevada (N) (12/24/2023)
	5	Cam Bryant vs Ga. Southern (11/06/2023)
FOULS	5	Elliot Cadeau vs North Carolina (01/30/2024)
	5	Guillermo Diaz Graham vs Pittsburgh (01/23/2024)
	5	Dillon Hunter at Clemson (01/16/2024)
	5	Cameron Matthews vs Mississippi St. (11/28/2023)
	5	Bryce Harris vs Howard (11/09/2023)
	5	Dom Campbell vs Howard (11/09/2023)



2023-24 TEAM HIGHS AND LOWS

Georgia Tech - Game Highs		
POINTS	93	at Clemson (01/16/2024)
	88	Howard (11/09/2023)
	87	Boston College (01/06/2024)
	84	Ga. Southern (11/06/2023)
	82	vs Penn St. (N) (12/16/2023)
FIELD GOALS MADE	34	Howard (11/09/2023)
	32	Boston College (01/06/2024)
	32	vs Penn St. (N) (12/16/2023)
FIELD GOAL ATTEMPTS	77	Howard (11/09/2023)
	75	at Georgia (12/05/2023)
FIELD GOAL PERCENTAGE	.545 (30-55)	at Duke (01/13/2024)
	.542 (32-59)	Boston College (01/06/2024)
3 PT FG MADE	15	at Clemson (01/16/2024)
	13	Ga. Southern (11/06/2023)
3 PT FG ATTEMPTS	35	at Clemson (01/16/2024)
	35	Notre Dame (01/09/2024)
3 PT FG PERCENTAGE	.550 (11-20)	at Duke (01/13/2024)
	.450 (9-20)	North Carolina (01/30/2024)
FREE THROWS MADE	18	vs Massachusetts (N) (12/21/2023)
	17	Mississippi St. (11/28/2023)
	17	Ga. Southern (11/06/2023)
FREE THROW ATTEMPTS	27	Howard (11/09/2023)
	27	Ga. Southern (11/06/2023)
FREE THROW PERCENTAGE	.882 (15-17)	North Carolina (01/30/2024)
	.857 (18-21)	vs Massachusetts (N) (12/21/2023)
REBOUNDS	55	Alabama A&M (12/09/2023)
	54	vs Penn St. (N) (12/16/2023)
ASSISTS	25	vs Penn St. (N) (12/16/2023)
	20	Notre Dame (01/09/2024)
	10	Notre Dame (01/09/2024)
	10	Ga. Southern (11/06/2023)
BLOCKED SHOTS	10	at Cincinnati (11/22/2023)
	8	North Carolina (01/30/2024)
	8	at Duke (01/13/2024)
	8	Duke (12/02/2023)
TURNOVERS	21	vs Massachusetts (N) (12/21/2023)
	20	Alabama A&M (12/09/2023)
FOULS	22	at Clemson (01/16/2024)
	22	UMass Lowell (11/14/2023)

Opponent - Game Highs		
POINTS	95	Boston College (01/06/2024)
	91	at Virginia Tech (01/27/2024)
	90	at Clemson (01/16/2024)
	89	at Cincinnati (11/22/2023)
	85	Howard (11/09/2023)
FIELD GOALS MADE	35	Boston College (01/06/2024)
	32	at Virginia Tech (01/27/2024)
FIELD GOAL ATTEMPTS	77	North Carolina (01/30/2024)
	74	vs Penn St. (N) (12/16/2023)
FIELD GOAL PERCENTAGE	.556 (35-63)	Boston College (01/06/2024)
	.552 (32-58)	at Virginia Tech (01/27/2024)
3 PT FG MADE	14	at Cincinnati (11/22/2023)
	12	at Virginia Tech (01/27/2024)
	12	Boston College (01/06/2024)
	12	vs Penn St. (N) (12/16/2023)
3 PT FG ATTEMPTS	35	at Cincinnati (11/22/2023)
	33	vs Penn St. (N) (12/16/2023)
	33	at Georgia (12/05/2023)
3 PT FG PERCENTAGE	.522 (12-23)	Boston College (01/06/2024)
	.478 (11-23)	Virginia (01/20/2024)
FREE THROWS MADE	29	at Clemson (01/16/2024)
	20	at Duke (01/13/2024)
FREE THROW ATTEMPTS	38	at Clemson (01/16/2024)
	28	at Duke (01/13/2024)
	28	Howard (11/09/2023)
FREE THROW PERCENTAGE	.905 (19-21)	Notre Dame (01/09/2024)
	.882 (15-17)	at Virginia Tech (01/27/2024)
REBOUNDS	50	at Georgia (12/05/2023)
	48	North Carolina (01/30/2024)
	48	Notre Dame (01/09/2024)
ASSISTS	23	at Virginia Tech (01/27/2024)
	21	Boston College (01/06/2024)
STEALS	16	vs Massachusetts (N) (12/21/2023)
	13	vs Penn St. (N) (12/16/2023)
BLOCKED SHOTS	6	Duke (12/02/2023)
	6	UMass Lowell (11/14/2023)
	6	Howard (11/09/2023)
TURNOVERS	18	Ga. Southern (11/06/2023)
	16	Notre Dame (01/09/2024)
FOULS	23	Ga. Southern (11/06/2023)
	21	at Florida St. (01/03/2024)

Georgia Tech - Game Lows		
POINTS	54	at Cincinnati (11/22/2023)
	62	at Georgia (12/05/2023)
	64	Pittsburgh (01/23/2024)
	64	vs Nevada (N) (12/24/2023)
	66	Virginia (01/20/2024)
FIELD GOALS MADE	17	at Cincinnati (11/22/2023)
	21	Mississippi St. (11/28/2023)
FIELD GOAL ATTEMPTS	49	at Cincinnati (11/22/2023)
	51	Virginia (01/20/2024)
	51	vs Massachusetts (N) (12/21/2023)
FIELD GOAL PERCENTAGE	.320 (24-75)	at Georgia (12/05/2023)
	.344 (21-61)	Mississippi St. (11/28/2023)
3 PT FG MADE	4	Howard (11/09/2023)
	5	at Hawaii (12/22/2023)
	5	vs Massachusetts (N) (12/21/2023)
	5	vs Penn St. (N) (12/16/2023)
	5	at Cincinnati (11/22/2023)
3 PT FG ATTEMPTS	17	at Hawaii (12/22/2023)
	17	vs Massachusetts (N) (12/21/2023)
	17	at Cincinnati (11/22/2023)
3 PT FG PERCENTAGE	.200 (6-30)	UMass Lowell (11/14/2023)
	.222 (4-18)	Howard (11/09/2023)
FREE THROWS MADE	3	Notre Dame (01/09/2024)
	6	at Georgia (12/05/2023)
FREE THROW ATTEMPTS	7	Notre Dame (01/09/2024)
	12	at Duke (01/13/2024)
FREE THROW PERCENTAGE	.429 (3-7)	Notre Dame (01/09/2024)
	.462 (6-13)	at Georgia (12/05/2023)
REBOUNDS	29	Virginia (01/20/2024)
	31	at Virginia Tech (01/27/2024)
	31	Pittsburgh (01/23/2024)
	31	at Florida St. (01/03/2024)
	31	vs Nevada (N) (12/24/2023)
ASSISTS	7	vs Massachusetts (N) (12/21/2023)
	8	Mississippi St. (11/28/2023)
	8	at Cincinnati (11/22/2023)
STEALS	1	Duke (12/02/2023)
	2	at Virginia Tech (01/27/2024)
	2	at Hawaii (12/22/2023)
BLOCKED SHOTS	1	vs Nevada (N) (12/24/2023)
	2	Virginia (01/20/2024)
	2	Notre Dame (01/09/2024)
	2	Boston College (01/06/2024)
	2	at Florida St. (01/03/2024)
	2	Alabama A&M (12/09/2023)
TURNOVERS	5	at Virginia Tech (01/27/2024)
	7	Howard (11/09/2023)
FOULS	12	Duke (12/02/2023)
	13	Virginia (01/20/2024)

Opponent - Game Lows		
POINTS	49	Alabama A&M (12/09/2023)
	59	Mississippi St. (11/28/2023)
	62	Ga. Southern (11/06/2023)
	68	at Hawaii (12/22/2023)
	68	Duke (12/02/2023)
FIELD GOALS MADE	16	Alabama A&M (12/09/2023)
	20	Mississippi St. (11/28/2023)
FIELD GOAL ATTEMPTS	50	Pittsburgh (01/23/2024)
	53	vs Nevada (N) (12/24/2023)
FIELD GOAL PERCENTAGE	.276 (16-58)	Alabama A&M (12/09/2023)
	.308 (20-65)	Mississippi St. (11/28/2023)
3 PT FG MADE	2	Alabama A&M (12/09/2023)
	2	UMass Lowell (11/14/2023)
3 PT FG ATTEMPTS	15	UMass Lowell (11/14/2023)
	16	Duke (12/02/2023)
3 PT FG PERCENTAGE	.100 (2-20)	Alabama A&M (12/09/2023)
	.133 (2-15)	UMass Lowell (11/14/2023)
FREE THROWS MADE	6	Virginia (01/20/2024)
	8	vs Massachusetts (N) (12/21/2023)
FREE THROW ATTEMPTS	11	Virginia (01/20/2024)
	13	Ga. Southern (11/06/2023)
FREE THROW PERCENTAGE	.421 (8-19)	vs Massachusetts (N) (12/21/2023)
	.529 (9-17)	North Carolina (01/30/2024)
REBOUNDS	24	Boston College (01/06/2024)
	28	at Hawaii (12/22/2023)
	28	Alabama A&M (12/09/2023)
ASSISTS	4	Alabama A&M (12/09/2023)
	5	Mississippi St. (11/28/2023)
STEALS	2	at Virginia Tech (01/27/2024)
	4	Virginia (01/20/2024)
	4	Boston College (01/06/2024)
	4	vs Nevada (N) (12/24/2023)
	4	at Hawaii (12/22/2023)
	4	at Georgia (12/05/2023)
BLOCKED SHOTS	0	North Carolina (01/30/2024)
	1	Notre Dame (01/09/2024)
	1	at Florida St. (01/03/2024)
TURNOVERS	4	at Duke (01/13/2024)
	4	at Hawaii (12/22/2023)
FOULS	12	Notre Dame (01/09/2024)
	14	Pittsburgh (01/23/2024)
	14	Virginia (01/20/2024)
	14	at Georgia (12/05/2023)

CAREER SUMMARIES

ABRAM, Amaree

				Field Goals		3-Point		F-Throws		Rebounds										Scoring	
SEASON	TEAM	GP-GS	MIN/AVG	FG-FGA	FG%	3FG-3FGA	3FG%	FT-FTA	FT%	OFF	DEF	TOT	AVG	PF-FO	A	TO	BLK	STL	PTS	AVG	
2022-23	OM	33-22	694/21.0	104-258	.403	39-107	.364	18-27	.667	8	58	66	2.0	63-1	66	59	4	22	265	8.0	
2023-24	GaTech	9-4	98/10.9	9-37	.243	4-18	.222	7-11	.636	2	15	17	1.9	9-0	10	9	1	1	29	3.2	
TOTAL FOR GaTech		9-4	98/10.9	9-37	.243	4-18	.222	7-11	.636	2	15	17	1.9	9-0	10	9	1	1	29	3.2	
TOTAL		42-26	791/18.8	113-295	.383	43-125	.344	25-38	.658	10	73	83	2.0	72-1	76	68	5	23	294	7.0	

Single Game Highs

Statistic	Value	
Points	26	vs Stanford 11/24/22
Rebounds	5	vs Chattanooga 11/15/22, at South Carolina 01/17/23
Assists	5	vs Georgia 01/14/23, vs Oklahoma 11/27/22
Steals	3	vs UT Martin 11/18/22
Blocks	1	5 times
FG Made	12	vs Stanford 11/24/22
FG Attempts	18	vs Stanford 11/24/22
3FG Made	5	vs South Carolina 03/08/23
3FG Attempts	8	vs LSU 02/25/23, vs South Carolina 03/08/23
FT Made	4	vs Siena 11/25/22
FT Attempts	4	at South Carolina 01/17/23, vs Siena 11/25/22, vs Ga. Southern 11/06/23

CLAUDE, Tyzhaun

				Field Goals		3-Point		F-Throws		Rebounds										Scoring	
SEASON	TEAM	GP-GS	MIN/AVG	FG-FGA	FG%	3FG-3FGA	3FG%	FT-FTA	FT%	OFF	DEF	TOT	AVG	PF-FO	A	TO	BLK	STL	PTS	AVG	
2019-20	More	30-19	658/21.9	120-201	.597	0-0	.000	45-90	.500	73	119	192	6.4	65-1	16	44	18	16	285	9.5	
2021-22	More	9-0	62/6.9	12-25	.480	0-0	.000	7-11	.636	6	10	16	1.8	6-0	5	10	3	2	31	3.4	
2022-23	WCU	31-28	818/26.4	174-333	.523	2-6	.333	126-175	.720	98	168	266	8.6	75-1	16	65	28	12	476	15.4	
2023-24	GaTech	21-4	367/17.5	39-75	.520	1-7	.143	32-50	.640	49	57	106	5.0	44-1	18	17	13	8	111	5.3	
TOTAL FOR GaTech		21-4	367/17.5	39-75	.520	1-7	.143	32-50	.640	49	57	106	5.0	44-1	18	17	13	8	111	5.3	
TOTAL		91-51	1904/20.9	345-634	.544	3-13	.231	210-326	.644	226	354	580	6.4	190-3	55	136	62	38	903	9.9	

Single Game Highs

Statistic	Value	
Points	24	vs Samford 02/01/23
Rebounds	17	at The Citadel 01/14/23
Assists	3	vs Ga. Southern 11/06/23, vs Howard 11/09/23
Steals	2	9 times
Blocks	3	vs Tennessee Tech 01/04/20, vs Wofford 01/18/23, vs North Carolina 01/30/24
FG Made	11	vs Eastern Ky. 02/13/20
FG Attempts	17	vs Lindenwood 11/20/22
3FG Made	1	vs UNC Greensboro 12/29/22, at ETSU 01/04/23, vs Howard 11/09/23
3FG Attempts	2	vs Ga. Southern 11/06/23, vs Howard 11/09/23
FT Made	11	at Tennessee Tech 12/17/22
FT Attempts	14	at Tennessee Tech 12/17/22

CAREER SUMMARIES

COLEMAN, Dallan "deebo"

				Field Goals		3-Point		F-Throws		Rebounds										Scoring	
SEASON	TEAM	GP-GS	MIN/AVG	FG-FGA	FG%	3FG-3FGA	3FG%	FT-FTA	FT%	OFF	DEF	TOT	AVG	PF-FO	A	TO	BLK	STL		PTS	AVG
2021-22	GaTech	31-5	734/23.7	63-161	.391	43-104	.413	23-32	.719	12	46	58	1.9	70-1	19	21	3	28		192	6.2
2022-23	GaTech	33-31	1031/31.3	103-274	.376	57-175	.326	51-74	.689	14	83	97	2.9	73-0	44	39	10	26		314	9.5
2023-24	GaTech	21-0	442/21.0	49-120	.408	29-78	.372	15-25	.600	19	38	57	2.7	38-0	13	8	5	10		142	6.8
TOTAL		85-36	2208/26.0	215-555	.387	129-357	.361	89-131	.679	45	167	212	2.5	181-1	76	68	18	64		648	7.6

Single Game Highs

Statistic	Value	
Points	24	vs UMass Lowell 11/14/23
Rebounds	9	vs Pittsburgh 03/08/23
Assists	8	at Syracuse 02/28/23
Steals	4	vs Florida Tech 02/18/23
Blocks	2	vs Duke 01/28/23, vs Louisville 02/25/23
FG Made	7	vs UMass Lowell 11/14/23
FG Attempts	14	at Syracuse 02/28/23, vs Pittsburgh 03/08/23
3FG Made	5	vs Lamar University 11/15/21, vs Syracuse 01/21/23, vs UMass Lowell 11/14/23
3FG Attempts	12	at Syracuse 02/28/23
FT Made	9	at Georgia St. 11/12/22
FT Attempts	13	at Georgia St. 11/12/22

DOWUONA, Ebenezer

				Field Goals		3-Point		F-Throws		Rebounds										Scoring	
SEASON	TEAM	GP-GS	MIN/AVG	FG-FGA	FG%	3FG-3FGA	3FG%	FT-FTA	FT%	OFF	DEF	TOT	AVG	PF-FO	A	TO	BLK	STL		PTS	AVG
2020-21	NCSU	9-0	48/5.3	2-8	.250	0-0	.000	1-2	.500	2	6	8	0.9	8-0	0	1	2	0		5	0.6
2021-22	NCSU	31-27	752/24.3	52-93	.559	0-0	.000	24-36	.667	63	63	126	4.1	98-7	6	15	54	12		128	4.1
2022-23	NCSU	30-3	327/10.9	21-46	.457	0-0	.000	9-17	.529	22	36	58	1.9	53-0	1	6	26	5		51	1.7
2023-24	GaTech	16-11	161/10.0	9-20	.450	0-0	.000	0-2	.000	13	10	23	1.4	21-0	2	8	5	1		18	1.1
TOTAL FOR GaTech		16-11	161/10.0	9-20	.450	0-0	.000	0-2	.000	13	10	23	1.4	21-0	2	8	5	1		18	1.1
TOTAL		86-41	1288/15.0	84-167	.503	0-0	.000	34-57	.596	100	115	215	2.5	180-7	9	30	87	18		202	2.3

Single Game Highs

Statistic	Value	
Points	11	vs Virginia Tech 03/08/23
Rebounds	9	vs Bucknell 11/09/21, at Duke 01/15/22
Assists	2	vs Boston College 02/23/22
Steals	3	vs Oklahoma St. 11/17/21
Blocks	8	vs Nebraska 12/01/21
FG Made	5	vs Louisiana Tech 11/27/21, at Duke 01/15/22, vs Virginia Tech 03/08/23
FG Attempts	11	at Duke 01/15/22
FT Made	4	vs Colgate 11/13/21, at Miami (FL) 12/29/21
FT Attempts	6	vs Colgate 11/13/21

CAREER SUMMARIES

GAPARE, Tafara

				Field Goals		3-Point		F-Throws		Rebounds									Scoring	
SEASON	TEAM	GP-GS	MIN/AVG	FG-FGA	FG%	3FG-3FGA	3FG%	FT-FTA	FT%	OFF	DEF	TOT	AVG	PF-FO	A	TO	BLK	STL	PTS	AVG
2022-23	UMass	30-0	372/12.4	34-109	.312	12-45	.267	23-40	.575	15	48	63	2.1	39-0	8	33	20	14	103	3.4
2023-24	GaTech	18-6	279/15.5	28-79	.354	8-33	.242	13-21	.619	10	32	42	2.3	27-0	8	12	20	6	77	4.3
TOTAL FOR GaTech		18-6	279/15.5	28-79	.354	8-33	.242	13-21	.619	10	32	42	2.3	27-0	8	12	20	6	77	4.3
TOTAL		48-6	650/13.5	62-188	.330	20-78	.256	36-61	.590	25	80	105	2.2	66-0	16	45	40	20	180	3.8

Single Game Highs

Statistic	Value	
Points	20	vs Penn St. 12/16/23
Rebounds	8	vs North Carolina 01/30/24
Assists	2	vs Dartmouth 12/20/22, vs Saint Louis 01/04/23
Steals	5	vs UAlbany 12/05/22
Blocks	5	vs Saint Louis 01/04/23
FG Made	7	vs Penn St. 12/16/23
FG Attempts	16	vs Penn St. 12/16/23
3FG Made	3	vs Penn St. 12/16/23
3FG Attempts	6	vs Penn St. 12/16/23
FT Made	5	vs Saint Louis 01/04/23
FT Attempts	8	vs Saint Louis 01/04/23

GEORGE, Naithan

				Field Goals		3-Point		F-Throws		Rebounds									Scoring	
SEASON	TEAM	GP-GS	MIN/AVG	FG-FGA	FG%	3FG-3FGA	3FG%	FT-FTA	FT%	OFF	DEF	TOT	AVG	PF-FO	A	TO	BLK	STL	PTS	AVG
2023-24	GaTech	18-17	521/28.9	61-148	.412	18-66	.273	33-49	.673	9	27	36	2.0	31-0	91	32	3	8	173	9.6
TOTAL		18-17	521/28.9	61-148	.412	18-66	.273	33-49	.673	9	27	36	2.0	31-0	91	32	3	8	173	9.6

Single Game Highs

Statistic	Value	
Points	20	at Clemson 01/16/24
Rebounds	5	at Georgia 12/05/23
Assists	11	vs Notre Dame 01/09/24
Steals	2	vs Notre Dame 01/09/24, vs Nevada 12/24/23
Blocks	1	vs Mississippi St. 11/28/23, at Clemson 01/16/24, vs Pittsburgh 01/23/24
FG Made	8	at Clemson 01/16/24
FG Attempts	13	at Clemson 01/16/24
3FG Made	4	at Clemson 01/16/24
3FG Attempts	7	at Clemson 01/16/24, vs Pittsburgh 01/23/24
FT Made	8	vs North Carolina 01/30/24
FT Attempts	10	vs North Carolina 01/30/24

CAREER SUMMARIES

KELLY, Miles

				Field Goals		3-Point		F-Throws		Rebounds									Scoring	
SEASON	TEAM	GP-GS	MIN/AVG	FG-FGA	FG%	3FG-3FGA	3FG%	FT-FTA	FT%	OFF	DEF	TOT	AVG	PF-FO	A	TO	BLK	STL	PTS	AVG
2021-22	GaTech	30-1	434/14.5	48-118	.407	26-75	.347	13-18	.722	7	36	43	1.4	30-0	15	19	3	15	135	4.5
2022-23	GaTech	33-27	1070/32.4	167-407	.410	89-235	.379	53-59	.898	10	102	112	3.4	71-0	43	49	2	24	476	14.4
2023-24	GaTech	21-21	671/32.0	100-281	.356	39-135	.289	59-84	.702	25	95	120	5.7	51-1	39	41	6	14	298	14.2
TOTAL		84-49	2174/25.9	315-806	.391	154-445	.346	125-161	.776	42	233	275	3.3	152-1	97	109	11	53	909	10.8

Single Game Highs

Statistic	Value	
Points	30	at Syracuse 02/28/23
Rebounds	12	vs Mississippi St. 11/28/23
Assists	6	vs Penn St. 12/16/23
Steals	3	at North Carolina 12/10/22, at Notre Dame 01/10/23
Blocks	2	vs UMass Lowell 11/14/23
FG Made	10	at Syracuse 02/28/23
FG Attempts	24	vs Howard 11/09/23
3FG Made	7	at Syracuse 02/28/23, vs Notre Dame 01/09/24
3FG Attempts	15	vs Notre Dame 01/09/24
FT Made	8	vs Howard 11/09/23, vs Mississippi St. 11/28/23
FT Attempts	13	vs Howard 11/09/23

CAREER SUMMARIES

MURPHY, Carter

				Field Goals		3-Point		F-Throws		Rebounds									Scoring	
SEASON	TEAM	GP-GS	MIN/AVG	FG-FGA	FG%	3FG-3FGA	3FG%	FT-FTA	FT%	OFF	DEF	TOT	AVG	PF-FO	A	TO	BLK	STL	PTS	AVG
2019-20	USAFA	13-0	57/4.4	8-17	.471	8-16	.500	7-8	.875	0	8	8	0.6	3-0	5	1	0	4	31	2.4
2020-21	USAFA	8-5	172/21.5	10-28	.357	5-19	.263	8-8	1.000	2	14	16	2.0	21-1	9	10	2	6	33	4.1
2021-22	USAFA	18-1	225/12.5	24-58	.414	10-35	.286	2-3	.667	2	26	28	1.6	31-1	9	7	1	8	60	3.3
2022-23	USAFA	31-2	549/17.7	87-174	.500	16-57	.281	34-41	.829	8	46	54	1.7	54-0	34	37	6	21	224	7.2
2023-24	GaTech	7-0	41/5.8	4-10	.400	4-9	.444	0-0	.000	0	7	7	1.0	8-0	1	0	2	0	12	1.7
TOTAL FOR GaTech		7-0	41/5.8	4-10	.400	4-9	.444	0-0	.000	0	7	7	1.0	8-0	1	0	2	0	12	1.7
TOTAL		77-8	1044/13.6	133-287	.463	43-136	.316	51-60	.850	12	101	113	1.5	117-2	58	55	11	39	360	4.7

Single Game Highs

Statistic	Value	
Points	19	at UNLV 03/08/23
Rebounds	6	vs New Mexico 02/24/21
Assists	5	at UNLV 03/08/23
Steals	5	at UNLV 02/24/23
Blocks	2	vs Ark.-Pine Bluff 11/30/22, at UNLV 02/24/23, at Cincinnati 11/22/23
FG Made	8	vs New Mexico 02/10/23
FG Attempts	12	vs New Mexico 02/10/23, at Utah St. 02/14/23, vs San Jose St. 03/04/23
3FG Made	4	vs JWU (Denver) 12/17/19
3FG Attempts	5	at Colorado St. 03/01/21, vs Fresno St. 02/22/22, at Bowling Green 11/07/22
FT Made	6	at UNLV 03/08/23
FT Attempts	6	vs Wyoming 01/17/23, at UNLV 03/08/23

NDONGO, Baye

				Field Goals		3-Point		F-Throws		Rebounds									Scoring	
SEASON	TEAM	GP-GS	MIN/AVG	FG-FGA	FG%	3FG-3FGA	3FG%	FT-FTA	FT%	OFF	DEF	TOT	AVG	PF-FO	A	TO	BLK	STL	PTS	AVG
2023-24	GaTech	18-18	499/27.7	97-161	.602	3-8	.375	31-53	.585	46	101	147	8.2	50-3	16	47	24	16	228	12.7
TOTAL		18-18	499/27.7	97-161	.602	3-8	.375	31-53	.585	46	101	147	8.2	50-3	16	47	24	16	228	12.7

Single Game Highs

Statistic	Value	
Points	22	at Hawaii 12/22/23
Rebounds	19	vs Penn St. 12/16/23
Assists	3	vs Mississippi St. 11/28/23, at Georgia 12/05/23
Steals	3	at Georgia 12/05/23
Blocks	4	vs Duke 12/02/23
FG Made	10	at Hawaii 12/22/23
FG Attempts	15	vs Notre Dame 01/09/24
3FG Made	1	vs Duke 12/02/23, vs Boston College 01/06/24, vs Notre Dame 01/09/24
3FG Attempts	2	vs Duke 12/02/23, vs Notre Dame 01/09/24
FT Made	6	vs Nevada 12/24/23
FT Attempts	8	at Florida St. 01/03/24



CAREER SUMMARIES

NICHOLS, Emmer

				Field Goals		3-Point		F-Throws		Rebounds									Scoring	
SEASON	TEAM	GP-GS	MIN/AVG	FG-FGA	FG%	3FG-3FGA	3FG%	FT-FTA	FT%	OFF	DEF	TOT	AVG	PF-FO	A	TO	BLK	STL	PTS	AVG
2023-24	GaTech	2-0	4/2.0	0-0	.000	0-0	.000	0-0	.000	1	3	4	2.0	0-0	0	0	0	0	0	0.0
TOTAL		2-0	4/2.0	0-0	.000	0-0	.000	0-0	.000	1	3	4	2.0	0-0	0	0	0	0	0	0.0

Single Game Highs

Statistic	Value	
Rebounds	3	vs Alabama A&M 12/09/23

REEVES JR., Kowacie

				Field Goals		3-Point		F-Throws		Rebounds										Scoring	
SEASON	TEAM	GP-GS	MIN/AVG	FG-FGA	FG%	3FG-3FGA	3FG%	FT-FTA	FT%	OFF	DEF	TOT	AVG	PF-FO	A	TO	BLK	STL	PTS	AVG	
2021-22	UF	29-10	451/15.6	50-132	.379	32-96	.333	27-36	.750	14	28	42	1.4	25-0	11	18	4	14	159	5.5	
2022-23	UF	31-7	599/19.3	93-247	.377	34-130	.262	44-62	.710	12	70	82	2.6	42-1	17	34	6	17	264	8.5	
2023-24	GaTech	21-21	666/31.7	82-189	.434	37-94	.394	36-44	.818	22	63	85	4.0	27-0	16	26	14	13	237	11.3	
TOTAL FOR GaTech		21-21	666/31.7	82-189	.434	37-94	.394	36-44	.818	22	63	85	4.0	27-0	16	26	14	13	237	11.3	
TOTAL		81-38	1716/21.2	225-568	.396	103-320	.322	107-142	.754	48	161	209	2.6	94-1	44	78	24	44	660	8.1	

Single Game Highs

Statistic	Value	
Points	21	vs Texas A&M 03/10/22
Rebounds	10	vs Alabama A&M 12/09/23
Assists	3	vs Florida A&M 11/30/22, vs Georgia 01/07/23, vs Ga. Southern 11/06/23
Steals	3	at Xavier 03/20/22, vs Ga. Southern 11/06/23
Blocks	3	at Cincinnati 11/22/23
FG Made	8	vs Florida A&M 11/30/22
FG Attempts	16	at Florida St. 01/03/24
3FG Made	5	at Clemson 01/16/24
3FG Attempts	8	4 times
FT Made	6	vs Texas A&M 03/10/22, vs Alabama A&M 12/09/23
FT Attempts	8	vs Texas A&M 03/10/22

CAREER SUMMARIES

SACKO, Ibrahima

				Field Goals		3-Point		F-Throws		Rebounds								Scoring		
SEASON	TEAM	GP-GS	MIN/AVG	FG-FGA	FG%	3FG-3FGA	3FG%	FT-FTA	FT%	OFF	DEF	TOT	AVG	PF-FO	A	TO	BLK	STL	PTS	AVG
2023-24	GaTech	15-3	149/10.0	9-21	.429	3-10	.300	1-7	.143	14	22	36	2.4	20-0	2	10	2	8	22	1.5
TOTAL		15-3	149/10.0	9-21	.429	3-10	.300	1-7	.143	14	22	36	2.4	20-0	2	10	2	8	22	1.5

Single Game Highs

Statistic	Value	
Points	4	vs Alabama A&M 12/09/23
Rebounds	8	vs UMass Lowell 11/14/23
Assists	1	vs UMass Lowell 11/14/23, at Georgia 12/05/23
Steals	3	vs UMass Lowell 11/14/23
Blocks	1	vs Mississippi St. 11/28/23, vs Duke 12/02/23
FG Made	2	vs Alabama A&M 12/09/23
FG Attempts	3	vs Ga. Southern 11/06/23, at Cincinnati 11/22/23, at Georgia 12/05/23
3FG Made	1	at Cincinnati 11/22/23, vs Massachusetts 12/21/23, vs North Carolina 01/30/24
3FG Attempts	3	at Cincinnati 11/22/23
FT Made	1	vs Howard 11/09/23
FT Attempts	2	vs Howard 11/09/23, vs UMass Lowell 11/14/23, at Georgia 12/05/23

SAN MIGUEL, Marcos

				Field Goals		3-Point		F-Throws		Rebounds										Scoring	
SEASON	TEAM	GP-GS	MIN/AVG	FG-FGA	FG%	3FG-3FGA	3FG%	FT-FTA	FT%	OFF	DEF	TOT	AVG	PF-FO	A	TO	BLK	STL	PTS	AVG	
2023-24	GaTech	1-0	2/1.9	0-2	.000	0-1	.000	0-0	.000	1	0	1	1.0	0-0	0	1	0	0	0	0.0	
TOTAL		1-0	2/1.9	0-2	.000	0-1	.000	0-0	.000	1	0	1	1.0	0-0	0	1	0	0	0	0.0	

Single Game Highs

Statistic	Value	
Rebounds	1	vs Alabama A&M 12/09/23
FG Attempts	2	vs Alabama A&M 12/09/23
3FG Attempts	1	vs Alabama A&M 12/09/23

CAREER SUMMARIES

STURDIVANT, Kyle

				Field Goals		3-Point		F-Throws		Rebounds									Scoring	
SEASON	TEAM	GP-GS	MIN/AVG	FG-FGA	FG%	3FG-3FGA	3FG%	FT-FTA	FT%	OFF	DEF	TOT	AVG	PF-FO	A	TO	BLK	STL	PTS	AVG
2019-20	USC	21-0	175/8.3	16-46	.348	3-14	.214	8-9	.889	4	20	24	1.1	10-0	25	22	1	5	43	2.0
2020-21	GaTech	26-0	308/11.8	32-74	.432	8-22	.364	18-23	.783	2	22	24	0.9	27-0	27	17	2	6	90	3.5
2021-22	GaTech	32-28	808/25.2	89-216	.412	26-78	.333	39-50	.780	7	74	81	2.5	55-2	73	38	2	30	243	7.6
2022-23	GaTech	33-21	788/23.9	103-262	.393	36-112	.321	41-59	.695	7	69	76	2.3	60-0	110	53	3	24	283	8.6
2023-24	GaTech	21-0	401/19.1	61-141	.433	22-55	.400	38-43	.884	7	41	48	2.3	30-0	63	30	1	13	182	8.7
TOTAL FOR GaTech		112-49	2304/20.6	285-693	.411	92-267	.345	136-175	.777	23	206	229	2.0	172-2	273	138	8	73	798	7.1
TOTAL		133-49	2479/18.6	301-739	.407	95-281	.338	144-184	.783	27	226	253	1.9	182-2	298	160	9	78	841	6.3

Single Game Highs

Statistic	Value	
Points	21	vs Massachusetts 12/21/23
Rebounds	10	vs Boston College 01/06/24
Assists	10	vs Louisville 02/25/23
Steals	4	at Clemson 03/02/22
Blocks	1	9 times
FG Made	7	4 times
FG Attempts	16	at Louisville 02/01/23
3FG Made	4	vs North Carolina 01/30/24
3FG Attempts	9	at Louisville 02/01/23
FT Made	8	vs Massachusetts 12/21/23
FT Attempts	8	vs Clayton St. 11/07/22, vs Massachusetts 12/21/23

TERRY, Lance

				Field Goals		3-Point		F-Throws		Rebounds										Scoring	
SEASON	TEAM	GP-GS	MIN/AVG	FG-FGA	FG%	3FG-3FGA	3FG%	FT-FTA	FT%	OFF	DEF	TOT	AVG	PF-FO	A	TO	BLK	STL	PTS	AVG	
2019-20	GW	15-0	161/10.7	18-49	.367	13-38	.342	4-7	.571	0	22	22	1.5	21-0	5	13	3	7	53	3.5	
2020-21	GW	9-6	201/22.4	31-64	.484	18-41	.439	23-25	.920	3	15	18	2.0	22-0	5	8	1	5	103	11.4	
2021-22	GW	31-31	972/31.4	158-344	.459	57-163	.350	69-85	.812	26	80	106	3.4	69-1	37	44	12	32	442	14.3	
2022-23	GaTech	29-21	857/29.6	106-252	.421	47-121	.388	35-43	.814	15	67	82	2.8	59-2	36	27	6	18	294	10.1	
TOTAL FOR GaTech		29-21	857/29.6	106-252	.421	47-121	.388	35-43	.814	15	67	82	2.8	59-2	36	27	6	18	294	10.1	
TOTAL		84-58	2191/26.1	313-709	.441	135-363	.372	131-160	.819	44	184	228	2.7	171-3	83	92	22	62	892	10.6	

Single Game Highs

Statistic	Value	
Points	26	at Hampton 12/30/20
Rebounds	7	4 times
Assists	4	at USC Upstate 02/26/22
Steals	3	at East Carolina 12/04/21, at Florida St. 01/07/23
Blocks	2	at UNLV 11/10/21, at N.C. Central 12/15/21, at Longwood 01/15/22
FG Made	8	7 times
FG Attempts	19	at Florida St. 12/21/20
3FG Made	7	at Syracuse 02/28/23
3FG Attempts	11	vs Louisville 02/25/23
FT Made	9	at Hampton 12/30/20
FT Attempts	9	at Hampton 12/30/20, at Campbell 02/09/22

2023-24 BOX SCORES

Official Basketball Box Score - Final
Ga. Southern at Georgia Tech11/06/23 McCarrie Pavilion, Atlanta
2023-24 Men's BasketballGame Time: 7:30 PM
Game Duration: 2:01
Attendance: 3,414

Officials: Ron Groover, Jenna Reneau, Joe Switzer

Ga. Southern - 62

Record: 0-1

NO. Name	Min	FG M-A	3P M-A	FT M-A	Rebounds OR DR TOT	Fouls PF FD	TP	AS	TO	ST	Blocks BS BA	+/-
1 Cam Bryant	F 20:50	3-8	1-3	1-1	0 2 2	4 3 8	1	5	1	0	0	-11
10 Carlos Curry	F 14:49	3-5	2-2	1-2	1 3 4	4 1 9	0	3	0	2	0	-3
25 Avantae Parker	F 22:15	2-4	0-1	1-2	0 0 0	4 3 5	0	1	0	0	0	-18
0 Malik Tidwell	G 38:44	2-10	0-5	1-2	1 2 3	1 1 5	4	2	1	0	2	-20
5 Derrick Harris Jr.	G 04:38	0-2	0-1	0-0	0 1 1	1 0 0	0	1	0	0	0	1
11 Jamar Franklin	31:16	6-13	1-3	4-4	1 2 3	3 2 17	0	2	1	0	2	-16
12 Tyren Moore	19:31	4-9	2-5	0-0	1 3 4	4 1 10	1	3	1	0	0	-15
16 Collin Kuhl	19:18	2-3	0-0	2-2	3 2 5	0 3 6	0	0	0	0	0	-7
23 Nate Brafford	25:29	1-3	0-2	0-0	0 5 5	2 0 2	0	1	1	0	0	-19
13 Eren Banks	03:10	0-0	0-0	0-0	0 0 0	0 0 0	0	0	0	0	0	-2
Team					4 2 6	0	0	0	0	0	0	
Totals	23:57	6-22	10-13	11	22	33	23	14	62	6	18	5 2 4 -22

Shooting By Period	1st FG%	2nd FG%	3rd FG%	4th FG%	GMFG%
1st FG%	10-30 33.3%				
2nd FG%	4-12 33.3%				
3rd FG%	7-9 77.8%				
4th FG%	13-29 44.8%				
GMFG%	23-57 40.4%				
FT%	6-22 27.3%				
FT%	10-13 76.9%				
Dead Ball Rebounds:	2, 1				

Georgia Tech - 84

Record: 1-0

NO. Name	Min	FG M-A	3P M-A	FT M-A	Rebounds OR DR TOT	Fouls PF FD	TP	AS	TO	ST	Blocks BS BA	+/-
5 Tafara Gapare	F 15:55	1-6	0-1	0-0	1 0 1	2 0 2	0	1	1	1	3	-1
12 Tyzhauha Claude	F 29:50	3-8	0-2	4-6	5 5 10	0 5 10	3	0	2	0	0	14
13 Miles Kelly	G 30:29	9-18	4-9	3-5	2 3 5	3 5 25	3	2	2	0	0	17
14 Kowacie Reeves	G 32:42	4-7	3-5	4-4	1 2 3	1 3 15	3	2	3	1	0	14
24 Amaree Abram	G 16:39	1-4	1-3	2-4	0 2 2	1 1 5	2	3	0	0	0	2
1 Kyle Sturdivant	27:43	3-5	2-3	0-0	0 4 4	2 0 8	6	1	1	0	0	25
10 Ebenezer Dowuona	08:22	1-2	0-0	0-1	3 1 4	3 1 2	0	0	0	0	0	1
3 Dallan "Deebo" Coleman	25:49	5-7	3-5	4-7	2 0 2	2 5 17	0	0	0	0	0	25
23 Ibrahim Sacko	12:31	0-3	0-1	0-0	2 0 0	2 0 0	0	2	1	0	1	15
Team					1 3 4	0	0	2	0	0	0	
Totals	27:60	13-29	17-27	15	22	37	16	20	84	17	13	10 4 2 22

Shooting By Period	1st FG%	2nd FG%	3rd FG%	4th FG%	GMFG%
1st FG%	10-30 33.3%				
2nd FG%	4-15 26.7%				
3rd FG%	8-15 53.3%				
4th FG%	17-30 56.7%				
GMFG%	27-60 45.0%				
FT%	13-29 44.8%				
FT%	17-27 63.0%				
Dead Ball Rebounds:	5, 2				

Technical Fouls: Kelly 1st 5:49 Bryant 2nd 14:40 Franklin 2nd 1:19

	GaSo	GaTech							
Biggest lead	6 (1 st 15:09)	22 (2 nd 0:45)	Points from Turnovers	GaSo	GaTech	Period by Period Scoring			
Best Scoring Run	7 (1 st 15:09)	7 (1 st 3:21)	Paint	11	19	1st	2nd	TOT	
Lead Changes	13		Second Chance	30	26	GaSo	31	31	62
Times Tied	6		Fast Breaks	13	14		GaTech	32	52
Time with Lead	11:31	24:29	Bench	4	10				
				35	27				

Official Basketball Box Score - Final
Howard at Georgia Tech11/09/23 McCarrie Pavilion, Atlanta
2023-24 Men's BasketballGame Time: 7:30 PM
Game Duration: 2:14
Attendance: 3,802

Officials: Tod Valentine, Tony Henderson, Michael Roberts

Howard - 85

Record: 1-1

NO. Name	Min	FG M-A	3P M-A	FT M-A	Rebounds OR DR TOT	Fouls PF FD	TP	AS	TO	ST	Blocks BS BA	+/-
2 Dom Campbell	F 18:23	2-6	0-0	0-0	3 1 4	5 1 4	0	1	0	0	1	-1
22 Shy Odum	F 37:10	9-17	0-2	4-6	1 6 7	2 4 22	4	3	1	1	3	-5
0 Marcus Dockery	G 34:44	3-13	1-8	0-0	1 4 5	1 2 7	4	2	0	0	1	1
3 Isiah Warfield	G 31:09	2-3	1-2	4-5	1 6 7	1 3 9	0	3	2	0	0	-2
34 Bryce Harris	G 30:35	7-11	0-3	3-6	5 3 8	5 4 17	2	2	0	0	3	1
4 Miles Stewart	05:38	0-0	0-0	1-2	0 1 1	1 1 1	0	1	0	0	0	5
30 Joshua Strong	28:16	5-8	3-5	5-7	0 2 2	1 3 18	1	1	0	0	0	-8
23 Jordan Hairston	14:05	2-2	1-1	2-2	0 2 2	3 1 7	0	1	1	0	0	-6
Team					0 1 1	0	0	1	0	0	0	
Totals	30:60	6-21	19-28	11	26	37	19	19	85	11	14	5 6 3 -3

Shooting By Period	1st FG%	2nd FG%	3rd FG%	4th FG%	GMFG%
1st FG%	18-31 58.1%				
2nd FG%	3-9 33.3%				
3rd FG%	8-16 50%				
4th FG%	12-29 41.4%				
GMFG%	30-60 50.0%				
FT%	6-21 28.6%				
FT%	19-28 67.9%				
Dead Ball Rebounds:	7, 1				

Technical Fouls: NONE

Georgia Tech - 88

Record: 2-0

NO. Name	Min	FG M-A	3P M-A	FT M-A	Rebounds OR DR TOT	Fouls PF FD	TP	AS	TO	ST	Blocks BS BA	+/-	
5 Tafara Gapare	F 09:37	0-2	0-0	0-0	0 2 2	3 0 0	0	0	1	1	0	0	-4
12 Tyzhauha Claude	F 27:32	8-15	1-2	2-4	3 3 6	5 2 19	3	1	1	0	3	9	
13 Miles Kelly	G 35:15	9-24	1-5	8-13	4 2 6	1 8 27	2	0	1	0	2	7	
14 Kowacie Reeves	G 35:04	6-10	1-4	2-3	3 4 7	0 3 15	2	1	1	1	0	6	
24 Amaree Abram	G 20:23	2-8	0-2	2-3	2 2 4	1 2 6	3	1	1	1	0	1	
1 Kyle Sturdivant	22:08	5-12	0-1	1-1	1 2 3	1 1 11	2	0	0	0	0	1	
3 Dallan "Deebo" Coleman	28:16	3-5	1-2	0-1	1 3 4	3 1 7	0	0	1	0	1	4	
10 Ebenezer Dowuona	05:54	1-1	0-0	0-0	1 0 1	1 0 2	0	0	1	0	0	-2	
4 Carter Murphy	02:59	0-0	0-0	0-0	0 0 0	0 1 1	0	0	0	0	0	-2	
23 Ibrahim Sacko	12:52	0-0	0-0	1-2	0 3 3	2 1 11	0	1	0	0	0	-5	
Team					7 1 8	0	0	0	1	0	0		
Totals	34:77	4-18	16-27	22	21 43	19 88	12	7	6	3	6 3 3		

Shooting By Period	1st FG%	2nd FG%	3rd FG%	4th FG%	GMFG%
1st FG%	17-42 40.5%				
2nd FG%	2-9 22.2%				
3rd FG%	5-8 62.5%				
4th FG%	17-35 48.6%				
GMFG%	29 22.2%				
FT%	11-19 57.9%				
GMFG%	34-77 44.2%				
3rd FT%	4-18 22.2%				
4th FT%	16-27 59.3%				
Dead Ball Rebounds:	5, 0				

Technical Fouls: NONE

	Howard	GaTech	Points from		Howard	GaTech	Period by Period Scoring		
Biggest lead	14 (2 nd 16:55)	6 (2 nd 0:08)	Turnovers	6	17		1st	2nd	TOT
Best Scoring Run	11 (2 nd 17:55)	11 (2 nd 13:13)	Paint	46	50				
Lead Changes	8		Second Chance	11	16	Howard	47	38	85
Times Tied	5		Fast Breaks	12	13				
Time with Lead	30:31	07:42	Bench	26	21	GaTech	41	47	88

Official Basketball Box Score - Final
UMass Lowell at Georgia Tech11/14/23 McCarrie Pavilion, Atlanta
2023-24 Men's BasketballGame Time: 7:30 PM
Game Duration: 2:10
Attendance: 3,778

Officials: Jamie Luckie, Raymie Syons, Kellen Minir

UMass Lowell - 74

Record: 3-0

NO. Name	Min	FG M-A	3P M-A	FT M-A	Rebounds OR DR TOT	Fouls PF FD	TP	AS	TO	ST	Blocks BS BA	+/-
10 Max Brooks	F 27:22	2-7	0-0	1-2	2 7 9	4 2 5	5	2	1	4	2	15
12 Abdoul Karim Coulibaly	F 23:10	7-12	0-0	2-2	4 5 9	4 3 16	0	0	1	0	0	15
1 Brayden O'Connor	G 36:25	6-9	1-3	5-6	0 5 5	1 4 18	0	1	2	2	0	9
2 Ayinde Hikim	G 36:40	9-24	1-5	5-5	0 3 3	2 6 24	3	1	1	0	0	10
4 Yuri Covington	G 15:26	0-2	0-2	0-0	0 0 0	0 1 0	0	0	0	0	0	5
5 Anthony Maxwell	13:15	0-3	0-1	0-0	0 1 1	2 2 0	0	0	1	0	0	-14
23 Cam Morris III	21:10	3-5	0-0	1-1	3 4 7	3 2 7	2	3	0	0	1	-12
11 Andres Fulgencio	18:14	0-2	0-2	2-2	0 3 3	2 1 2	2	0	1	0	0	-1
3 Quinton Mincey	08:18	1-3	0-2	0-1	2 1 3	1 1 2	0	1	0	0	0	-12
Team					2 0 2	0	0	1	0	0	0	
Totals	28:67	2-15	16-19	13	29	42	19	22	74	12	10	7 6 6 3

Shooting By Period	1st FG%	2nd FG%	3rd FG%	4th FG%	GMFG%
1st FG%	11-34 32.4%				
2nd FG%	0-8 0.0%				
3rd FG%	1-3 33.3%				
4th FG%	17-33 51.5%				
GMFG%	27 28.6%				
FT%	15-16 93.8%				
GMFG%	26-67 41.8%				
FT%	2-15 13.3%				
FT%	16-19 84.2%				
Dead Ball Rebounds:	2, 1				


Technical Fouls: NONE

Georgia Tech - 71

Record: 2-4

NO. Name	Min	FG M-A	3P M-A	FT M-A	Rebounds OR DR TOT	Fouls PF FD	TP	AS	TO	ST	Blocks BS BA	+/-
5 Tafara Gapare	F 13:32	0-1	0-1	0-0	1 2 3	3 1 0	1	0	2	0	0	1
12 Tyzhauha Claude	F 23:39	3-9	0-1	3-6	4 5 9	4 4 9	1	1	0	0	0	-17
13 Miles Kelly	G 34:04	5-19	0-6	1-3	4 4 8	3 3 11	1	2	1	2	2	-10
14 Kowacie Reeves	G 34:17	1-7	0-3	2-2	0 3 3	2 1 4	0	0	0	0	0	2
24 Amaree Abram	G 13:48	2-6	1-5	2-2	0 2 2	1 1 7	1	2	0	0	0	-28
1 Kyle Sturdivant	26:12	6-13	0-4	0-1	0 0 0	3 1 12	5	3	0	0	1	25
3 Dallan "Deebo" Coleman	31:32	7-12	5-9	5-7	2 3 5	2 6 24	1	0	1	1	1	14
23 Ibrahim Sacko	20:26	1-2	0-1	0-2	3 5 8	4 2 2	1	0	3	0	0	16
10 Ebenezer Dowuona	02:30	1-1	0-0	0-0	0 1 1	0 0 2	0	1	0	0	0	-1
Team					4 1 5	0	0	0				
Totals		26-70	6-30	13-23	18 26 44	22 19 71	11	11	5	6	6	-3

2023-24 BOX SCORES



Georgia Tech - 82

Record: 6-3

Georgia Tech Basketball Box Score - Final

2/16/23 Madison Square Garden, New York

2023-24 Men's Basketball

Officials: Bill Ek, Todd Austin, Tommy Morisey

NO. Name	Min	FG M-A	3P M-A	FT M-A	Rebounds OR DR TOT	Fouls PF FO	TP	AS	TO	ST	Blocks BS BA	+/-	Shooting By Period				
11 Baye Ndongo	F 34:58	5-7	0-0	2-3	4 15 19	3 5 12	1	0	0	1	0	-2	1 st FG% 16.33 48.5%				
10 Ebenezer Dowuona	C 10:22	1-4	0-0	0-0	2 1 3	1 0 2	1	1	1	0	0	-8	3PT% 3-12 25.0%				
2 Nathan George	G 33:15	4-6	0-0	0-0	0 1 1	1 0 8	3	0	0	0	0	-10	FT% 4-7 57.1%				
13 Miles Kelly	G 37:02	3-13	0-7	4-6	3 2 5	3 4 10	6	2	2	0	0	0	2 nd FG% 13.30 43.3%				
14 Kowacie Reeves	G 31:52	5-12	1-5	4-6	1 4 5	1 4 15	0	5	0	0	1	-5	3PT% 2-8 25.0%				
1 Kyle Sturdivant	14:09	4-6	0-0	0-0	0 2 2	1 0 8	3	5	0	0	0	6	OT FG% 3-8 37.5%				
3 Dallan "Deebo" Coleman	23:59	2-4	1-3	0-0	3 2 5	3 2 5	3	0	0	1	0	10	3PT% 0-2 0.0%				
5 Tafara Gapare	28:36	7-16	3-6	3-4	2 4 6	2 3 20	0	1	0	1	0	11	FT% 4-4 100%				
12 Tyzhau Claude	06:49	1-2	0-0	0-0	2 0 2	1 0 2	1	0	1	1	1	2	GM FG% 32.71 45.1%				
24 Amaree Abram	03:58	0-1	0-1	0-0	0 0 0	0 0 0	2	0	0	0	0	1	3PT% 5-22 22.7%				
Team					3 3 6	0 0 0	0	0	0	0	0	0	FT% 13-19 68.4%				
Totals		32-71	5-22	13-19	20 34 54	16 18 82	25	17	3	5	3	1		Dead Ball Rebounds: 7.0			
Technical Fouls:NONE																	

Penn St. - 81

Record: 5-6

Shooting By Period

1st FG% 12-27 44.4%

3PT% 6-14 42.9%

FT% 7-9 77.8%

2nd FG% 13-35 37.1%

3PT% 5-14 35.7%

FT% 4-8 50%

OT FG% 4-12 33.3%

3PT% 1-5 20.0%

FT% 0-0 0%

GM FG% 29-74 39.2%

3PT% 12-33 36.4%

FT% 11-17 64.7%

Dead Ball Rebounds: 3.0

NO. Name	Min	FG M-A	3P M-A	FT M-A	Rebounds OR DR TOT	Fouls PF FO	TP	AS	TO	ST	Blocks BS BA	+/-	Shooting By Period				
22 Qudus Wahab	F 34:22	1-6	0-0	4-6	3 7 10	2 3 6	1	0	1	2	1	3	1 st FG% 12-27 44.4%				
24 Zach Hicks	F 14:03	0-1	0-1	0-0	0 0 0	1 0 0	1	0	0	0	0	3	3PT% 6-14 42.9%				
0 Kanye Clary	G 38:06	10-19	2-3	1-1	1 6 7	1 2 23	3	2	1	0	0	4	FT% 7-9 77.8%				
1 Ace Baldwin Jr.	G 43:27	7-16	4-8	0-2	1 0 1	2 4 18	7	2	4	0	2	2	2 nd FG% 13-35 37.1%				
4 Puff Johnson	G 33:24	6-16	3-12	0-0	1 3 4	1 4 15	0	0	2	0	2	1	3PT% 5-14 35.7%				
2 D'Marco Dunn	29:32	5-12	3-7	4-6	2 1 3	0 3 17	3	1	2	0	1	-1	FT% 4-8 50%				
3 Nick Kern	11:26	0-0	0-0	2-2	0 0 0	3 1 2	0	1	3	0	0	-13	OT FG% 4-12 33.3%				
11 Leo O'Boyle	13:04	0-1	0-1	0-0	1 0 1	4 0 0	0	0	0	0	1	-4	3PT% 1-5 20.0%				
14 Demetrius Lilley	05:59	0-2	0-0	0-0	1 0 1	1 0 0	0	0	0	0	0	-7	FT% 0-0 0%				
21 RayQuawndis Mitchell	01:37	0-1	0-1	0-0	0 0 0	0 0 0	0	0	0	0	0	-5	GM FG% 29-74 39.2%				
Team					4 1 5	0 0 0	0	0	0	0	0	0	3PT% 12-33 36.4%				
Totals		29-74	12-33	11-17	14 18 32	18 16 81	15	6	13	3	5	-1		Dead Ball Rebounds: 3.0			
Technical Fouls:NONE																	

Biggest lead

10 (2nd 8:38)

Best Scoring Run

9 (2nd 13:51)

Lead Changes

11

Times Tied

10

Time with Lead

22:02 14:39

Points from Turnovers

9 27

Paint

42 28

Second Chance

24 20

Fast Breaks

4 10

Bench

35 19

Period by Period Scoring


1st 2nd OTI TOT

GT

39 33 10 82

PSU

37 35 9 81



Georgia Tech at Massachusetts

12/21/23 Simpfli Arena at Stan Sheriff Center, Honolulu

2023-24 Men's Basketball

Georgia Tech - 73

Record: 7-3

NO. Name	Min	FG M-A	3P M-A	FT M-A	Rebounds OR DR TOT	Fouls PF FT	TP	AS	TO	ST	Blocks BS BA	+/-	Shooting By Period		
11 Baye Ndongo	F 29:32	6-6	0-0	0-1	3 5 8	3 1 12	0	5	0	2	0	-5	1 st FG% 13-27 48.1%		
10 Ebenezer Dowuona	C 06:02	0-0	0-0	0-0	0 0 0	1 0 0	0	0	0	0	0	-13	3PT% 3-11 27.3%		
2 Nathan George	G 20:59	3-3	1-1	2-2	0 2 2	3 1 9	5	3	0	0	0	-5	FT% 8-8 100%		
13 Miles Kelly	G 26:44	2-11	0-6	3-3	0 6 6	1 4 7	0	1	1	0	1	-2	2 nd FG% 12-24 50.0%		
14 Kowacie Reeves	G 26:36	3-10	0-2	3-5	0 4 4	2 3 9	1	2	0	0	1	4	3PT% 2-6 33.3%		
23 Ibrahima Sacko	09:08	1-2	1-1	0-0	2 1 3	3 0 3	0	3	0	0	0	0	14	GM FG% 25-51 49.0%	
1 Kyle Sturdivant	26:56	6-10	1-3	8-8	1 2 3	0 5 21	0	2	3	0	0	14	FT% 10-13 76.9%		
3 Dallan "Deebo" Coleman	24:49	4-8	2-4	2-2	1 1 2	1 6 12	0	3	1	0	1	2	3PT% 5-17 29.4%		
12 Tyzhau Claude	23:14	0-0	0-0	0-0	2 7 9	2 0 0	0	0	2	1	1	0	16	FT% 18-21 85.7%	
5 Tafara Gapare	06:00	0-1	0-0	0-0	0 0 0	0 0 0	0	1	0	0	2	0	4	Dead Ball Rebounds: 1.0	
Team					1 4 5	0 0 0	0	0	0	0	0	0			
Totals		25-51	5-17	18-21	10 32 42	16 20 73	7	21	6	5	3	3			

Technical Fouls:NONE

Massachusetts - 70

Record: 6-3

NO. Name	Min	FG M-A	3P M-A	FT M-A	Rebounds OR DR TOT	Fouls PF FT	TP	AS	TO	ST	Blocks BS BA	+/-	Shooting By Period		
23 Josh Cohen	F 32:56	4-9	0-1	2-6	1 2 3	3 5 10	2	2	0	1	1	5	1 st FG% 12-34 35.3%		
33 Matt Cross	F 32:34	8-15	3-9	2-2	6 3 9	4 1 17	2	4	4	1	2	7	3PT% 5-17 29.4%		
3 Rahsool Diggins	G 32:59	5-16	5-10	0-2	1 3 4	3 1 15	0	1	4	0	0	0		FT% 2-9 22.2%	
5 Keon Thompson	G 31:56	3-7	0-2	1-2	1 4 5	2 3 7	4	1	2	1	0	12	2 nd FG% 14-33 42.4%		
11 Jayden Ndigeu	G 25:48	5-8	1-2	0-2	2 2 4	3 4 11	1	1	5	0	0	15	3PT% 5-14 35.7%		
4 Robert Davis Jr.	10:25	1-4	1-3	3-3	0 0 0	2 1 6	0	0	0	0	1	-10	FT% 6-10 60%		
1 Daniel Hanks-Sanford	17:23	1-3	0-1	0-0	1 1 2	2 0 2	0	0	0	0	0	-17	GM FG% 26-67 38.8%		
2 Jaylen Curry	10:10	1-4	0-2	0-0	0 0 0	1 0 2	0	1	1	1	0	-19	3PT% 10-31 32.3%		
10 Marqui Worthy	05:49	0-1	0-1	0-2	0 0 0	0 1 0	1	1	1	0	0	-8	FT% 8-19 42.1%		
Team					3 3 6	0 0 0	0	0	0	0	0	0	Dead Ball Rebounds: 5.0		
Totals		26-67	10-31	8-19	15 18 33	20 16 70	11	11	16	3	5	-3			

Technical Fouls:NONE

	GaTech	UMass
Biggest lead	8 (2 nd 19:46)	11 (2 nd 13:14)
Best Scoring Run	9(2 nd 3:23)	12 (2 nd 16:49)
Lead Changes	4	
Times Tied	4	
Time with Lead	08:20	29:50

Points from	GaTech	UMass
Turnovers	12	23
Paint	28	24
Second Chance	12	11
Fast Breaks	23	17
Bench	36	10

Period by Period Scoring			
	1st	2nd	TOT
GaTech	37	36	73
UMass	31	39	70

2023-24 BOX SCORES

NCAA

Official Basketball Box Score - Final

Georgia Tech at Florida State

01/03/24 Donald L. Tucker Center, Tallahassee

2023-24 Men's Basketball

Game Time: 7:00 PM

Game Duration: 2:14

Attendance: 4,248

Georgia Tech - 71

Record: 3-5 (1-1)

Officials: Bert Smith, John Gaffney, Matt Potter

NO. Name	Min	FG	3P	FT	Rebounds	Fouls	TP	AS	TO	ST	Blocks	BS	BA	+/-	Shooting By Period
11 Baye Ndongo	F 33:52	3-5	0-1	4-8	3 6 9	4 8	10	0	3	1	1	0	0	-13	1st FG% 8-30 26.7%
23 Ibrahim Sacko	F 07:44	0-1	0-1	0-0	0 0 0	2 0	0	0	1	0	0	0	0	-1	3PT% 1-4 7.1%
2 Nathian George	G 25:42	2-8	0-4	3-5	1 3 4	1 4	7	3	1	1	0	0	0	-6	2nd FG% 17-29 58.6%
13 Miles Kelly	G 31:14	7-15	3-6	3-5	1 5 6	3 4	20	0	2	0	0	0	0	-7	3PT% 6-12 50.0%
14 Kowacie Reeves	G 33:48	7-16	3-7	1-2	2 4 6	2 2	18	2	1	1	1	1	1	-10	FT% 12-22 54.5%
5 Tafara Gapare	15:09	1-3	0-2	0-2	0 0 0	0 0	0	2	1	1	0	0	0	-10	GM FG% 25-59 42.4%
1 Kyle Sturdivant	26:49	1-5	0-2	3-4	0 1 1	2 3	5	5	0	0	0	0	0	-7	3PT% 7-26 26.9%
3 Dallan "Deebo" Coleman	18:04	3-5	1-3	0-0	0 2 2	1 0	7	0	0	1	0	0	0	-2	FT% 14-26 53.8%
12 Tyzhaun Claude	07:38	1-1	0-0	0-0	0 0 0	0 3	0	2	0	1	0	0	0	1	Dead Ball Rebounds: 8, 0
Team					2 1 3	0	0	0	0	0	0	0	0		
Totals		25-59	7-26	14-26	9 22 31	18 21	71	11	10	4	2	1	1	-11	

Florida State - 82

Record: 7-6 (1-1)


Technical Fouls: NONE

NO. Name	Min	FG	3P	FT	Rebounds	Fouls	TP	AS	TO	ST	Blocks	BS	BA	+/-	Shooting By Period
2 Jamir Watkins	F 20:19	3-6	2-3	3-3	1 4 5	4 3	11	2	4	0	0	1	2		1st FG% 13-32 40.6%
5 De'Ante Green	F 08:58	1-3	0-1	0-0	0 1 1	2 1	2	0	1	0	0	0	0	0	3PT% 4-10 40.0%
11 Baba Miller	F 25:19	4-8	0-2	0-1	1 2 3	3 2	8	0	1	1	0	0	0	-3	2nd FG% 18-28 64.3%
1 Jalen Warley	G 19:24	3-9	1-1	2-2	1 2 3	2 1	9	3	0	1	1	1	1	3	3PT% 3-7 42.9%
22 Darian Green Jr.	G 36:03	4-7	2-3	0-0	0 4 4	3 0	10	1	1	2	0	0	0	9	FT% 11-14 78.6%
33 Jaylan Gainey	12:22	1-1	0-0	2-2	1 4 5	3 0	4	0	0	1	0	0	0	5	GM FG% 31-60 51.7%
10 Taylor Bol Bowen	14:12	2-3	0-1	0-0	2 1 3	3 0	4	1	1	1	0	0	0	8	3PT% 7-17 41.2%
23 Primo Spears	21:32	4-10	0-2	2-3	0 2 2	2 4	10	3	2	0	0	0	0	11	FT% 13-17 76.5%
0 Chandler Jackson	16:29	5-7	1-2	3-4	0 2 2	0 2	14	2	1	1	0	0	0	11	Dead Ball Rebounds: 2, 0
3 Cameron Corhen	17:08	3-4	0-0	0-0	2 2 4	2 1	6	0	1	0	0	0	0	7	
20 Josh Nickelberry	03:57	0-0	0-0	1-2	0 0 0	0 1	1	0	0	0	0	0	0	2	
12 Tom House	04:17	1-2	1-2	0-0	1 0 1	0 0	3	0	1	0	0	0	0	0	
Team					0 5 0	0	0	0	0	0	0	0	0		
Totals		31-60	7-17	13-17	9 29 38	21 18	82	12	13	7	1	2	11		

Technical Fouls: NONE

Biggest lead	GT		FSU	Points from Turnovers	GT	FSU	Period by Period Scoring				
	3 (1st 18:31)	17 (2nd 17:23)	11 <th>10<th>TOT</th></th>			10 <th>TOT</th>	TOT				
Best Scoring Run	8 (2nd 10:15)		10 (1st 13:29)	Paint	30	30	GT	19	52	71	
Lead Changes	1		3	Second Chance	8	8					
Times Tied	1		1	Fast Breaks	11	2					FSU
Time with Lead	01:31	36:04		Bench	16	42					

2023-24 BOX SCORES



Official Basketball Box Score - Final

Georgia Tech at Clemson

01/16/24 Littlejohn Coliseum, Clemson

2023-24 Clemson Men's Basketball

Game Time: 9:00 PM

Game Duration: 2:51

Attendance: 7,217

Officials: Roger Ayers, Lee Cassell, Lamar Simpson

Georgia Tech - 93

Record: 9-8 (2-4)

NO. Name	Min	FG M-A	3P M-A	FT M-A	Rebounds OR DR TOT	Fouls PF	TP	AS	TO	ST	Blocks BS BA	+/-	
11 Baye Ndongo	F 40:50	4-8	0-0	3-5	2 8 10	5 4	11	1	5	1	1	0	8
10 Ebenezer Dowuona	C 06:07	0-0	0-0	0-0	0 1 1	1 0	0	0	0	0	0	-4	
2 Nathanael George	G 36:46	8-13	4-7	0-0	0 0 0	1 2	20	6	1	1	1	1	
13 Miles Kelly	G 41:41	6-16	1-6	1-2	1 5 6	4 2	14	1	2	0	0	3	
14 Kowacac Reeves	G 42:46	5-7	0-0	0-0	0 0 0	3 0	15	0	1	0	0	6	
12 Kyle Sturdivant	22:33	5-10	3-8	5-5	0 1 1	1 2	18	2	1	1	0	0	
12 Tyzhauha Claude	38:18	1-1	0-0	7-8	4 4 8	3 5	9	2	1	2	1	0	
3 Dallan "Deebo" Coleman	12:03	2-3	2-3	0-0	0 0 0	2 0	6	0	0	0	0	-3	
5 Tafari Gapare	08:55	0-4	0-0	0-0	1 3 4	2 0	0	1	0	1	0	-10	
Team					1 2 3	0	0	0	1	0	0	0	
Totals		31-62	15-35	16-20	9 24 33	22 15	93	13	12	5	4	4	3

Shooting By Period

1st FG%	11-31	35.5%
3PT%	7-20	35.0%
FT%	1-2	50%
2nd FG%	14-24	58.3%
3PT%	7-14	50.0%
FT%	6-7	85.7%
OT FG%	6-7	85.7%
3PT%	1-1	100.0%
FT%	9-11	81.8%
GM FG%	31-62	50.0%
3PT%	15-35	42.9%
FT%	16-20	80.0%

Technical Fouls: NONE

Dead Ball Rebounds: 2, 0

Clemson - 90

Record: 12-5 (2-4)

NO. Name	Min	FG M-A	3P M-A	FT M-A	Rebounds OR DR TOT	Fouls PF	TP	AS	TO	ST	Blocks BS BA	+/-	
4 Ian Schiefelin	F 38:16	7-10	0-0	6-8	8 7 15	1 6	20	4	2	0	0	1	
24 PJ Hall	F 40:56	11-23	1-5	8-10	9 8 17	2 6	31	1	1	3	3	1	
1 Chase Hunter	G 42:23	5-14	0-5	8-9	2 0 2	2 5	18	1	1	2	1	0	
2 Dillon Hunter	G 35:42	1-3	0-2	0-2	1 0 1	5 1	2	3	0	0	0	-6	
11 Joseph Girard III	G 42:43	2-9	2-5	5-5	0 0 2	1 2	11	2	1	0	0	2	
0 Josh Beadle	04:54	0-1	0-1	0-0	0 0 0	1 0	0	1	0	0	0	3	
10 RJ Godfrey	19:25	3-6	0-0	2-4	0 1 1	2 2	8	0	2	0	0	-8	
21 Chauncey Wiggins	14:38	0-1	0-1	0-0	1 3 4	0 0	0	0	1	0	0	0	
5 Jack Clark	09:41	0-3	0-2	0-0	1 1 2	1 0	0	0	0	0	0	-3	
33 Bas Layte	01:23	0-0	0-0	0-0	0 0 0	0 0	0	0	0	0	0	0	
Team					0 1 1	0	0	2	0	0	0	0	
Totals		29-70	3-21	29-38	22 23 45	15 22	90	13	10	5	4	4	3

Shooting By Period

1st FG%	12-29	41.4%
3PT%	2-9	22.2%
FT%	6-7	85.7%
2nd FG%	12-23	52.2%
3PT%	1-5	20.0%
FT%	14-19	73.7%
OT FG%	5-8	27.8%
3PT%	0-7	0.0%
FT%	9-12	75%
GM FG%	29-70	41.4%
3PT%	3-21	14.3%
FT%	29-38	76.3%

Technical Fouls: NONE

Dead Ball Rebounds: 4, 1

Georgia Tech - 66

Record: 9-9 (2-5)

NO. Name	Min	FG M-A	3P M-A	FT M-A	Rebounds OR DR TOT	Fouls PF	TP	AS	TO	ST	Blocks BS BA	+/-
22 Jordan Minor	F 24:07	4-5	0-0	3-6	1 1 2	4 3	11	0	1	1	0	4
2 Reese Beekman	G 33:27	7-16	2-6	3-3	0 6 6	1 5	19	11	3	2	0	13
4 Andrew Rohde	G 31:05	2-6	1-3	0-0	0 0 0	2 0	5	4	0	1	0	8
11 Isaac McKneely	G 37:30	7-13	6-9	0-0	5 5 5	1 2	20	1	2	0	0	10
13 Ryan Dunn	G 32:11	4-4	1-1	0-2	5 5 10	2 2	9	2	1	0	3	0
0 Blake Buchanan	05:35	0-1	0-0	0-0	0 1 1	0 0	0	0	0	0	0	-5
1 Dante Harris	10:48	2-6	0-2	0-0	0 1 1	0 1	4	0	0	0	0	-6
34 Jacob Groves	12:56	2-5	1-2	0-0	0 0 0	2 0	5	0	1	0	0	7
10 Taine Murray	02:54	1-1	0-0	0-0	0 0 0	0 0	2	0	0	0	0	3
Team					2 1 3	0	0	0	1	0	0	0
Totals		29-58	11-23	6-11	9 20 29	14 13	75	19	9	4	3	2

Shooting By Period

1st FG%	11-25	44.0%
3PT%	2-9	22.2%
FT%	6-7	85.7%
2nd FG%	14-24	58.3%
3PT%	7-14	50.0%
FT%	6-7	85.7%
OT FG%	5-8	27.8%
3PT%	1-5	20.0%
FT%	14-19	73.7%
GM FG%	29-70	41.4%
3PT%	3-21	14.3%
FT%	25-38	76.3%

Technical Fouls: NONE

Dead Ball Rebounds: 3, 1

Georgia Tech - 75

Record: 13-5 (4-3)

NO. Name	Min	FG M-A	3P M-A	FT M-A	Rebounds OR DR TOT	Fouls PF	TP	AS	TO	ST	Blocks BS BA	+/-
11 Baye Ndongo	F 28:19	6-7	0-0	3-4	1 4 5	3 2	15	0	3	1	2	1
10 Ebenezer Dowuona	C 07:12	0-0	0-0	0-0	0 0 0	0 0	0	0	0	0	0	2
2 Nathanael George	G 33:09	4-8	1-4	6-6	0 1 1	3 4	15	9	3	0	0	-6
13 Miles Kelly	G 30:09	3-11	2-7	0-0	5 5 3	0 0	8	1	2	1	0	1
14 Kowacac Reeves	G 30:24	2-7	2-6	0-0	1 2 3	1 0	6	0	3	1	0	1
12 Kyle Sturdivant	23:37	3-9	2-6	0-0	1 3 4	2 1	8	0	0	1	0	0
12 Tyzhauha Claude	38:18	1-1	0-0	7-8	4 4 8	3 5	9	2	1	2	1	0
3 Dallan "Deebo" Coleman	12:03	2-3	2-3	0-0	0 0 0	2 0	6	0	0	0	0	-3
5 Tafari Gapare	08:55	0-4	0-0	0-0	1 3 4	2 0	0	1	0	1	0	-10
Team					1 2 3	0	0	0	1	0	0	0
Totals		31-62	15-35	16-20	9 24 33	22 15	93	13	12	5	4	4

Shooting By Period

1st FG%	11-31	35.5%
3PT%	7-20	35.0%
FT%	1-2	50%
2nd FG%	14-24	58.3%
3PT%	7-14	50.0%
FT%	6-7	85.7%
OT FG%	6-7	85.7%
3PT%	1-1	100.0%
FT%	9-11	81.8%
GM FG%	31-62	50.0%
3PT%	15-35	42.9%
FT%	16-20	80.0%

Technical Fouls: NONE

Dead Ball Rebounds: 2, 0

Clemson - 90

Record: 12-5 (2-4)

NO. Name	Min	FG M-A	3P M-A	FT M-A	Rebounds OR DR TOT	Fouls PF	TP	AS	TO	ST	Blocks BS BA	+/-
4 Ian Schiefelin	F 38:16	7-10	0-0	6-8	8 7 15	1 6	20	4	2	0	0	1
24 PJ Hall	F 40:56	11-23	1-5	8-10	9 8 17	2 6	31	1	1	3	3	1
1 Chase Hunter	G 42:23	5-14	0-5	8-9	2 0 2	2 5	18	1	1	2	1	0
2 Dillon Hunter	G 35:42	1-3	0-2	0-2	1 0 1	5 1	2	3	0	0	0	-6
11 Joseph Girard III	G 42:43	2-9	2-5	5-5	0 0 2	1 2	11	2	1	0	0	2
0 Josh Beadle	04:54	0-1	0-1	0-0	0 0 0	1 0	0	1	0	0	0	3
10 RJ Godfrey	19:25	3-6	0-0	2-4	0 1 1	2 2	8	0	2	0	0	-8
21 Chauncey Wiggins	14:38	0-1	0-1	0-0	1 3 4	0 0	0	0	1	0	0	0
5 Jack Clark	09:41	0-3	0-2	0-0	1 1 2	1 0	0	0	0	0	0	-3
33 Bas Layte	01:23	0-0	0-0	0-0	0 0 0	0 0	0	0	0	0	0	0
Team					0 1 1	0	0	2	0	0	0	0
Totals		29-70	3-21	29-38	22 23 45	15 22	90	13	10	5	4	4

Shooting By Period

1st FG%	12-29	41.4%
3PT%	2-9	22.2%
FT%	6-7	85.7%
2nd FG%	12-23	52.2%
3PT%	1-5	20.0%
FT%	14-19	73.7%
OT FG%	5-8	27.8%
3PT%	0-7	0.0%
FT%	9-12	75%
GM FG%	29-70	41.4%
3PT%	3-21	14.3%
FT%	29-38	76.3%

Technical Fouls: NONE

Dead Ball Rebounds: 4, 1

Georgia Tech - 66

Record: 9-9 (2-5)

NO. Name	Min	FG M-A	3P M-A	FT M-A	Rebounds OR DR TOT	Fouls PF	TP	AS	TO	ST	Blocks BS BA	+/-
22 Jordan Minor	F 24:07	4-5	0-0	3-6	1 1 2	4 3	11	0	1	1	0	4
2 Reese Beekman	G 33:27	7-16	2-6	3-3	0 6 6	1 5	19	11	3	2	0	13
4 Andrew Rohde	G 31:05	2-6	1-3	0-0	0 0 0	2 0	5	4	0	1	0	8
11 Isaac McKneely	G 37:30	7-13	6-9	0-0	5 5 5	1 2	20	1	2	0	0	10
13 Ryan Dunn	G 32:11	4-4	1-1	0-2	5 5 10	2 2	9	2	1	0	3	0
0 Blake Buchanan	05:35	0-1	0-0	0-0	0 1 1	0 0	0	0	0	0	0	-5
1 Dante Harris	10:48	2-6	0-2	0-0	0 1 1	0 1	4	0	0	0	0	-6
34 Jacob Groves	12:56	2-5	1-2	0-0	0 0 0	2 0	5	0	1	0	0	7
10 Taine Murray	02:54	1-1	0-0	0-0	0 0 0	0 0	2	0	0	0	0	3
Team					2 1 3	0	0	0	1	0	0	0
Totals		29-58	11-23	6-11	9 20 29	14 13	75	19	9	4	3	2

Shooting By Period

1st FG%	11-25	44.0%
3PT%	2-9	22.2%
FT%	6-7	85.7%
2nd FG%	14-24	58.3%
3PT%	7-14	50.0%
FT%	6-7	85.7%
OT FG%	5-8	27.8%
3PT%	1-5	20.0%
FT%	14-19	73.7%
GM FG%	29-70	41.4%
3PT%	3-21	14.3%
FT%	25-38	76.3%

Technical Fouls: NONE

Dead Ball Rebounds: 3, 1

Georgia Tech - 75

Record: 13-5 (4-3)

NO. Name	Min	FG M-A	3P M-A	FT M-A	Rebounds OR DR TOT	Fouls PF	TP	AS	TO	ST	Blocks BS BA	+/-
11 Baye Ndongo	F 28:19	6-7	0-0	3-4	1 4 5	3 2	15	0	3	1	2	1
10 Ebenezer Dowuona	C 07:12	0-0	0-0	0-0	0 0 0	0 0	0	0	0	0	0	2
2 Nathanael George	G											



2023-24 BOX SCORES



Official Basketball Box Score - Final
North Carolina at Georgia Tech
01/30/24 McCarrie Pavilion, Atlanta
2023-24 Men's Basketball

Game Time: 7:00 PM
Game Duration: 2:19
Attendance: 8,600

Officials: Ted Valentine, John Gaffney, Brent Hampton

North Carolina - 73

Record: 17-4 (9-1)

NO.	Name	Min	FG M-A	3P M-A	FT M-A	Rebounds OR DR TOT	Fouls PF FD	TP	AS	TO	ST	Blocks BS BA	+/-
5	Armando Bacot	F 29:25	4-8	0-0	1-2	1 8 9	3 1 9	2 1 1	0 2 9				
55	Harrison Ingram	F 36:25	3-14	2-7	0-1	5 8 13	1 2 8	3 2 1	0 2 -6				
2	Elliott Cadeau	G 21:16	2-7	0-1	1-1	0 2 2	5 3 5	5 1 1	0 2 12				
3	Cormac Ryan	G 34:10	3-14	3-10	0-0	1 1 2	1 0 9	1 2 1	0 0 -8				
4	RJ Davis	G 35:30	11-24	3-8	3-4	2 3 5	2 4 28	4 2 1	0 1 3				
7	Seth Trimble	22:12	2-7	0-2	2-5	0 1 1	2 3 6	2 2 3	0 1 -3				
24	Jae'Lyn Withers	07:22	0-0	0-0	0-0	1 1 2	0 0 0	0 0 0	0 0 2				
13	Jalen Washington	10:11	3-3	0-0	2-4	4 1 5	1 4 8	0 0 0	0 0 -8				
8	Paxson Wojcik	02:59	0-0	0-0	0-0	0 0 0	1 0 0	0 1 0	0 0 -4				
1	Zayden High	00:30	0-0	0-0	0-0	0 0 0	0 0 0	0 0 0	0 0 -2				
Team						8 1 9		0					
Totals			28-77	8-28	9-17	22 26 48	16 17 73	17 11 8	0 8 -1				

Shooting By Period		
1st FG%	14-35	40.0%
3PT%	6-14	42.9%
FT%	3-9	33.3%
2nd FG%	14-42	33.3%
3PT%	2-14	14.3%
FT%	6-8	75%
GM FG%	28-77	36.4%
3PT%	8-28	28.6%
FT%	9-17	52.9%
Dead Ball Rebounds: 3, 1		

Technical Fouls: NONE

Georgia Tech - 74

Record: 10-11 (3-7)

NO.	Name	Min	FG M-A	3P M-A	FT M-A	Rebounds OR DR TOT	Fouls PF FD	TP	AS	TO	ST	Blocks BS BA	+/-
11	Baye Ndongo	F 04:32	1-2	0-0	0-0	0 0 0	0 0 0	2 1 0	0 0 0	1			
10	Ebenezer Dowuona	C 17:03	0-2	0-0	0-0	0 2 2	4 0 0	0 1 0	1 0 -15				
2	Naithan George	G 30:07	4-10	0-3	8-10	1 3 4	4 6 16	4 2 1	0 0 -5				
13	Miles Kelly	G 29:13	5-13	3-6	2-2	1 4 5	3 2 15	0 4 1	0 0 0				
14	Kowacic Reeves Jr.	G 18:45	1-5	0-2	0-0	2 2 4	1 0 2	0 0 0	0 0 -12				
12	Tyzaun Claude	28:11	4-8	0-0	1-1	2 6 8	3 2 9	0 1 0	1 3 0 1				
1	Kyle Sturdivant	22:14	6-10	4-4	2-2	0 2 2	0 2 18	4 3 0	1 0 5				
5	Tafara Gapare	24:54	2-5	0-1	2-2	0 8 8	1 2 6	1 1 1	1 3 0 2				
23	Ibrahima Sacko	05:57	1-1	1-1	0-0	0 0 0	0 0 3	0 1 1	0 0 9				
24	Amaree Abram	03:32	0-1	0-1	0-0	0 0 0	0 1 0	0 1 0	0 0 1				
3	Dallan "Deebo" Coleman	11:24	1-3	1-1	0-0	1 3 4	0 1 3	0 0 0	0 0 11				
4	Carter Murphy	04:09	0-1	0-1	0-0	0 1 1	1 0 0	0 0 0	0 0 7				
Team						3 0 3		0					
Totals			25-61	9-20	15-17	10 31 41	17 16 74	10 14 4	8 0 1				

Shooting By Period		
1st FG%	14-33	42.4%
3PT%	5-13	38.5%
FT%	4-4	100%
2nd FG%	11-28	39.3%
3PT%	4-7	57.1%
FT%	11-13	84.6%
GM FG%	25-61	41.0%
3PT%	9-20	45.0%
FT%	15-17	88.2%
Dead Ball Rebounds: 1, 1		

Technical Fouls: NONE

	UNC	GaTech	Points from		UNC	GaTech	Period by Period Scoring			
Biggest lead	11 (1 st 7:20)	8 (2 nd 5:12)	Turnovers	14	9		1st	2nd	TOT	
Best Scoring Run	12 (1 st 13:25)	10 (1 st 0:49)	Paint	34	26					
Lead Changes	8		Second Chance	23	8	UNC	37	36	73	
Times Tied	4		Fast Breaks	12	3	GaTech	37	37	74	
Time with Lead	21:14	15:31	Bench	14	39					

MISCELLANEOUS

Starting Lineups

Date	Opponent	Result	F	F	C	G	G	Lineup#	Record
N6	GEORGIA SOUTHERN	W, 84-62	Reeves, Jr.	Gapare	Claude	Kelly	Abram	1	1-0
N9	HOWARD	W, 88-85	Reeves, Jr.	Gapare	Claude	Kelly	Abram	1	2-0
N14	UMASS LOWELL	L, 71-74	Reeves, Jr.	Gapare	Claude	Kelly	Abram	1	2-1
N22	at Cincinnati	L, 54-89	Reeves, Jr.	Ndongo	Claude	Kelly	Abram	2	0-1
N28	MISSISSIPPI STATE	W, 67-59	Reeves, Jr.	Ndongo	Dowuona	Kelly	George	3	1-0
D2	DUKE	W, 72-68	Reeves, Jr.	Ndongo	Dowuona	Kelly	George	3	2-0
D5	at Georgia	L, 62-76	Reeves, Jr.	Ndongo	Dowuona	Kelly	George	3	2-1
D9	ALABAMA A&M	W, 70-49	Reeves, Jr.	Ndongo	Dowuona	Kelly	George	3	3-1
D16	vs. Penn State	W, 82-81 (ot)	Reeves, Jr.	Ndongo	Dowuona	Kelly	George	3	4-1
D21	vs. Massachusetts	W, 73-70	Reeves, Jr.	Ndongo	Dowuona	Kelly	George	3	5-1
D22	at Hawai'i	W, 73-68	Reeves, Jr.	Ndongo	Gapare	Kelly	George	4	1-0
D24	vs. Nevada	L, 64-72	Reeves, Jr.	Ndongo	Gapare	Kelly	George	4	1-1
J3	at Florida State	L, 71-82	Reeves, Jr.	Ndongo	Sacko	Kelly	George	5	0-1
J6	BOSTON COLLEGE	L, 87-95	Reeves, Jr.	Ndongo	Dowuona	Kelly	George	3	5-2
J9	NOTRE DAME	L, 68-75 (ot)	Reeves, Jr.	Ndongo	Dowuona	Kelly	George	3	5-3
J13	at Duke	L, 79-84	Reeves, Jr.	Ndongo	Gapare	Kelly	George	4	1-2
J16	at Clemson	W, 93-90 (2ot)	Reeves, Jr.	Ndongo	Dowuona	Kelly	George	3	6-3
J20	VIRGINIA	L, 66-75	Reeves, Jr.	Ndongo	Dowuona	Kelly	George	3	6-4
J23	PITTSBURGH	L, 64-72	Reeves, Jr.	Ndongo	Sacko	Kelly	George	5	0-2
J27	at Virginia Tech	L, 67-91	Reeves, Jr.	Ndongo	Sacko	Kelly	George	5	0-3
J30	NORTH CAROLINA	W, 74-73	Reeves, Jr.	Ndongo	Dowuona	Kelly	George	3	7-4
F3	at NC State								
F6	WAKE FOREST								
F10	at Louisville								
F14	at Notre Dame								
F17	SYRACUSE								
F21	CLEMSON								
F24	at Miami								
M2	FLORIDA STATE								
M5	at Wake Forest								
M9	at Virginia								
M12	ACC Tournament								

Specialty Stats (GT/Opp)

Date	Opponent	Paint	OffT0	2ndCh	FBreak	Bench
N6	GEORGIA SOUTHERN	26/30	19/11	14/13	10/4	27/35
N9	HOWARD	50/46	17/6	16/11	13/12	21/26
N14	UMASS LOWELL	38/44	12/14	24/13	7/8	40/11
N22	at Cincinnati	16/22	8/20	5/14	4/19	16/36
N28	MISSISSIPPI STATE	20/26	16/5	5/13	8/8	24/24
D2	DUKE	32/36	2/17	0/17	5/6	17/28
D5	at Georgia	32/28	10/13	23/16	5/2	25/33
D9	ALABAMA A&M	32/22	8/17	13/6	23/14	33/26
D16	vs. Penn State	42/28	9/27	24/20	4/10	35/19
D21	vs. Massachusetts	28/24	12/23	12/17	23/11	36/10
D22	at Hawai'i	46/30	8/10	19/10	15/8	7/18
D24	vs. Nevada	28/20	6/9	14/8	2/7	16/7
J3	at Florida State	30/30	11/10	8/8	11/2	16/42
J6	BOSTON COLLEGE	36/34	7/20	11/7	15/4	34/14
J9	NOTRE DAME	22/24	26/10	5/10	4/3	7/33
J13	at Duke	24/32	7/15	7/15	7/13	13/10
J16	at Clemson	26/50	10/14	12/30	3/4	33/8
J20	VIRGINIA	18/34	9/21	6/11	4/9	22/11
J23	PITTSBURGH	24/22	13/13	12/11	6/2	22/26
J27	at Virginia Tech	30/36	10/4	14/9	4/0	27/32
J30	NORTH CAROLINA	26/34	9/14	8/23	3/12	39/14
F3	at NC State					
F6	WAKE FOREST					
F10	at Louisville					
F14	at Notre Dame					
F17	SYRACUSE					
F21	CLEMSON					
F24	at Miami					
M2	FLORIDA STATE					
M5	at Wake Forest					
M9	at Virginia					
M12	ACC Tournament					

Miscellaneous

		Uniform		Large	Large		Lead	GT	Opp	Game			
Date	Opponent	Color	Tip	Lead	Deficit	Ties	Changes	Led	Led	Tied	1st GT Subs	On the Floor at the End	
N6	GEORGIA SOUTHERN	White	GT	22	6	6	13	24:29	11:31	4:00	Sturdivant, Dowuona 16:05-1H	Sturdivant, Coleman, Kelly, Reeves, Sacko	
N9	HOWARD	White	GT	6	14	5	8	7:42	30:31	1:47	Sturdivant, Coleman, Dowuona 14:51-1H	Sturdivant, Coleman, Kelly, Reeves, Sacko	
N14	UMASS LOWELL	White	GT	8	11	3	4	19:05	18:02	2:53	Sturdivant, Coleman, Sacko 16:24-1H	Sturdivant, Coleman, Claude, Kelly, Reeves	
N22	at Cincinnati	Gold	UC	41	3	3	2	0:43	35:29	3:48	Sturdivant, Dowuona 16:19-1H	George, Murphy, Ndongo, Sacko, Nichols	
N28	MISSISSIPPI STATE	Gold	MSU	16	-	2	-	38:01	-	1:59	Sturdivant, Coleman 15:47-1H	George, Sturdivant, Coleman, Kelly, Reeves	
D2	DUKE	White	DU	11	4	5	5	34:40	1:38	3:42	Sacko 16:22-1H	Reeves, Ndongo, Dowuona, Kelly, George	
D5	at Georgia	Gold	UGA	-	23	1	-	-	39:29	0:31	Coleman 16:44-1H	Sturdivant, Coleman, Gapare, Claude, Reeves, Jr.	
D9	ALABAMA A&M	White	GT	30	2	-	3	37:55	1:14	0:51	Sturdivant, Coleman 14:54-1H	George, Reeves, Jr., Abram, San Miguel, Nichols	
D16	vs. Penn State	Gray	PSU	10	5	10	11	22:02	14:39	3:19	Coleman, Gapare, Claude, Sturdivant 14:22-1H	Coleman, Gapare, Ndongo, Kelly, Reeves Jr.	
D21	vs. Massachusetts	Navy	GT	8	11	4	4	8:20	29:50	1:50	Sacko 15:55-1H	Sturdivant, Coleman, George, Kelly, Reeves Jr.	
D22	at Hawai'i	Gold	UH	21	1	1	2	39:14	0:16	0:30	Sturdivant 15:38-1H	Sturdivant, George, Coleman, Kelly, Reeves Jr.	
D24	vs. Nevada	White	GT	6	8	2	3	6:11	31:57	1:52	Claude 17:36-1H	George, Gapare, Ndongo, Kelly, Reeves Jr.	
J3	at Florida State	Navy	GT	3	17	1	1	1:31	36:04	2:25	Gapare 16:16-1H	Sturdivant, Gapare, Ndongo, Kelly, Reeves, Jr.	
J6	BOSTON COLLEGE	White	GT	16	10	6	9	21:58	14:40	3:22	Claude, Sturdivant 15:41-1H	Sturdivant, Coleman, Gapare, Kelly, Reeves Jr.	
J9	NOTRE DAME	Gray	GT	7	7	9	11	19:56	20:00	5:04	Sturdivant, Claude 16:39-1H	George, Coleman, Ndongo, Kelly, Reeves Jr.	
J13	at Duke	Gold	GT	10	10	9	11	14:24	20:39	4:57	Coleman, Sturdivant 14:42-1H	Sturdivant, George, Coleman, Ndongo, Reeves Jr.	
J16	at Clemson	Navy	CL	3	9	7	7	5:21	40:38	5:01	Sturdivant, Claude 15:23-1H	Coleman, Gapare, Claude, Kelly, Reeves Jr.	
J20	VIRGINIA	White	GT	11	15	1	1	17:31	20:34	1:55	Sturdivant, Claude 15:08 1H	Sturdivant, George, Ndongo, Kelly, Reeves Jr.	
J23	PITTSBURGH	White	Pitt	6	9	3	7	9:51	27:20	2:49	Sturdivant, Coleman, Gapare, Claude 15:05-1H	Sturdivant, Coleman, George, Reeves Jr., Ndongo	
J27	at Virginia Tech	Gray	VT	3	24	2	1	0:44	36:42	2:36	Sturdivant, Coleman, Gapare, Claude 14:54-1H	Sturdivant, Gapare, Sacko, Murphy, Abram	
J30	NORTH CAROLINA	White	GT	8	11	4	8	15:31	21:14	3:15	Claude 15:28-1H (injury to Ndongo)	Coleman, Gapare, Duwuona, Claude, Kelly	
F3	at NC State												
F6	WAKE FOREST												
F10	at Louisville												
F14	at Notre Dame												
F17	SYRACUSE												
F21	CLEMSON												
F24	at Miami												
M2	FLORIDA STATE												
M5	at Wake Forest												
M9	at Virginia												
M12	ACC Tournament												
*alternate gold or white uniform													

*alternate gold or white uniform

ROSTER AT-A-GLANCE

NUMERICAL

No.	Name	Pos.	Ht.	Wt.	Cl.	Exp.	Hometown	High School/College
0	Lance Terry	G	6-3	198	Sr.*	1VL	College Park, Ga.	The Heritage School (Ga.) / Gardner-Webb
1	Kyle Sturdivant	G	6-3	195	Sr.*	3VL	Norcross, Ga.	Norcross HS / Southern California
2	Naithan George	G	6-3	180	Fr.	HS	Toronto, Ontario	Canyon International Academy (Glendale, Ariz.)
3	Dallan "Deebo" Coleman	G	6-6	210	Jr.	2VL	Memphis, Tenn.	West Nassau HS (Callahan, Fla.)
4	Carter Murphy	G	6-4	205	Sr.#	TR	Phoenix, Ariz.	Arcadia HS / Air Force Academy
5	Tafara Gapare	F	6-9	206	So.	TR	Wellington, New Zealand	South Kent School (Conn.) / Massachusetts
10	Ebenezer Dowuona	C	6-11	230	Sr.	TR	Accra, Ghana	The Heritage School (Ga.) / NC State
11	Baye Ndongo	F	6-9	214	Fr.	HS	Mboro, Senegal	Putnam (Conn.) Science Academy
12	Tyzhaun Claude	F	6-7	226	Sr.#	TR	Goldsboro, N.C.	Moravian Prep / Morehead State / Western Carolina
13	Miles Kelly	G	6-6	180	Jr.	2VL	Stone Mountain, Ga.	Parkview HS / Hargrave Military Academy (Va.)
14	Kowacie Reeves, Jr.	G	6-7	202	Jr.	TR	Macon, Ga.	Westside HS / Florida
23	Ibrahima Sacko	F	6-6	225	Fr.	HS	Conakry, Guinea	J. Addison School (Markham, Ontario)
24	Amaree Abram	G	6-4	195	So.	TR	Port Arthur, Texas	Southern California Academy / Mississippi
30	Ibrahim Souare	F	6-9	214	Fr.	HS	Conakry, Guinea	Canyon International Academy (Glendale, Ariz.)
33	Marcos San Miguel	G	6-4	190	Fr.	HS	Atlanta, Ga.	Campbell HS
35	Emmer Nichols	F	6-6	215	r-Fr.	RS	Woodside, Calif.	Sacred Heart Preparatory School

ALPHABETICAL

No.	Name	Pos.	Ht.	Wt.	Cl.	Exp.	Hometown	High School/College
24	Amaree Abram	G	6-4	195	So.	TR	Port Arthur, Texas	Southern California Academy / Mississippi
12	Tyzhaun Claude	F	6-7	226	Sr.#	TR	Goldsboro, N.C.	Moravian Prep / Morehead State / Western Carolina
3	Dallan "Deebo" Coleman	G	6-6	210	Jr.	2VL	Memphis, Tenn.	West Nassau HS (Callahan, Fla.)
10	Ebenezer Dowuona	C	6-11	230	Sr.	TR	Accra, Ghana	The Heritage School (Ga.) / NC State
5	Tafara Gapare	F	6-9	206	So.	TR	Wellington, New Zealand	South Kent School (Conn.) / Massachusetts
2	Naithan George	G	6-3	180	Fr.	HS	Toronto, Ontario	Canyon International Academy (Glendale, Ariz.)
13	Miles Kelly	G	6-6	180	Jr.	2VL	Stone Mountain, Ga.	Parkview HS / Hargrave Military Academy (Va.)
4	Carter Murphy	G	6-4	205	Sr.#	TR	Phoenix, Ariz.	Arcadia HS / Air Force Academy
11	Baye Ndongo	F	6-9	214	Fr.	HS	Mboro, Senegal	Putnam (Conn.) Science Academy
35	Emmer Nichols	F	6-6	215	r-Fr.	RS	Woodside, Calif.	Sacred Heart Preparatory School
14	Kowacie Reeves, Jr.	G	6-7	202	Jr.	TR	Macon, Ga.	Westside HS / Florida
23	Ibrahima Sacko	F	6-6	225	Fr.	HS	Conakry, Guinea	J. Addison School (Markham, Ontario)
33	Marcos San Miguel	G	6-4	190	Fr.	HS	Atlanta, Ga.	Campbell HS
30	Ibrahim Souare	F	6-9	214	Fr.	HS	Conakry, Guinea	Canyon International Academy (Glendale, Ariz.)
1	Kyle Sturdivant	G	6-3	195	Sr.*	3VL	Norcross, Ga.	Norcross HS / Southern California
0	Lance Terry	G	6-3	198	Sr.*	1VL	College Park, Ga.	The Heritage School (Ga.) / Gardner-Webb

*5th-year senior; #graduate transfer

Head Coach: Damon Stoudamire (Arizona, 1995), 1st season

Associate Head Coach: Karl Hobbs (Connecticut, 1984), 1st season

Assistant Coach: B.J. Elder (Georgia Tech, 2014), 5th season

Assistant Coach: Pershin Williams (North Florida, 2005), 1st season

Assistant Coach: Nate Babcock (Wisconsin-Eau Claire, 2009), 1st season

Assistant Coach: Bonzi Wells (Ball State, 1998), 1st season

Director of Player Personnel: Matt Holt (Northeastern, 2011), 1st season

Director of Scouting: Hayden Sheridan (Arizona, 2016), 6th season

Director of Operations: Tyler Benson (St. Bonaventure, 2009), 8th season

Assistant Director of Operations: Taylor Ann Hendricks (Iowa State, 2020), 2nd season

Associate Director of Sports Medicine/Men's Basketball: Richard Stewart (Salisbury, 2005), 17th season

Director of Strength and Conditioning/Men's Basketball: Justin Landry (Cal State East Bay, 2012), 1st season

Recruiting and Operations Coordinator: Jake Alburts (Western Michigan, 2020), 1st season

BY CLASS

Seniors: Tyzhaun Claude, Ebenezer Dowuona, Carter Murphy, Kyle Sturdivant, Lance Terry

Juniors: Dallan "Deebo" Coleman, Miles Kelly, Kowacie Reeves, Jr.

Sophomores: Amaree Abram, Tafara Gapare

Freshman: Naithan George, Baye Ndongo, Emmer Nichols, Ibrahima Sacko, Marcos San Miguel, Ibrahim Souare

BY STATE/COUNTRY

Arizona: Carter Murphy

California: Emmer Nichols

Canada: Naithan George

Georgia: Miles Kelly, Kowacie Reeves, Jr., Marcos San Miguel, Kyle Sturdivant, Lance Terry

Ghana: Ebenezer Dowuona

Guinea: Ibrahima Sacko, Ibrahim Souare

New Zealand: Tafara Gapare

North Carolina: Tyzhaun Claude

Senegal: Baye Ndongo

Tennessee: Dallan "Deebo" Coleman

Texas: Amaree Abram

BY MAJOR

Business Administration: Amaree Abram, Dallan "Deebo" Coleman, Tafara Gapare, Miles Kelly, Ibrahima Sacko, Ibrahim Souare, Kyle Sturdivant

Computer Science: Marcos San Miguel

Economics/International Affairs: Emmer Nichols

History, Technology & Society: Tyzhaun Claude, Ebenezer Dowuona, Kowacie Reeves, Jr., Lance Terry

Literature, Media & Communication: Baye Ndongo

Operations Research (MS): Carter Murphy

BY HEIGHT

6-3 Naithan George, Kyle Sturdivant, Lance Terry

6-4 Amaree Abram, Carter Murphy, Marcos San Miguel

6-6 Dallan "Deebo" Coleman, Miles Kelly, Emmer Nichols, Ibrahima Sacko

6-7 Tyzhaun Claude, Kowacie Reeves, Jr.

6-9 Tafara Gapare, Baye Ndongo, Ibrahima Souare

6-11 Ebenezer Dowuona

PRONUNCIATION GUIDE

McCamish Pavilion	Mc-CAM-ish
Amaree Abram	uh-MAR-ee
Tyzhaun Claude	ty-ZHON
Dallan "Deebo" Coleman	DELL-un, DEE-bo
Ebenezer Dowuona	duh-WANNA
Tafara Gapare	tuh-FAR-uh guh-PAR-ee
Baye Ndongo	BYE nDON-go
Kowacie Reeves, Jr.	ko-WAY-see
Ibrahima Sacko	EE-bruh-HEE-muh SOCK-oh
Ibrahim Souare	EE-bruh-HEEM SWAR-ay (rhymes with soiree)
Kyle Sturdivant	STIR-de-vunt

RADIO/TV ROSTER



**Amaree
Abram**
G • 6-4 • So.

24



**Tyzhaun
Claude**
F • 6-7 • Grad Sr.

12



**Dallan "Deebo"
Coleman**
G • 6-6 • Jr.

3



**Ebenezer
Dowuona**
C • 6-11 • Sr.

10



**Tafara
Gapare**
F • 6-9 • So.

5



**Naithan
George**
G • 6-3 • Fr.

2



**Miles
Kelly**
G • 6-6 • Jr.

13



**Carter
Murphy**
G • 6-4 • Grad Sr.

4




**Baye
Ndongo**
F • 6-9 • Fr.

11



**Emmer
Nichols**
F • 6-6 • r-Fr.

35



**Kowacie
Reeves, Jr.**
G • 6-7 • Jr.

14



**Ibrahima
Sacko**
F • 6-6 • Fr.

23




**Marcos
San Miguel**
G • 6-4 • Fr.

33



**Ibrahim
Souare**
F • 6-9 • Jr.

30



**Kyle
Sturdivant**
G • 6-3 • 5th-yr. Sr.

1



**Lance
Terry**
G • 6-2 • 5th-yr. Sr.

0



Damon Stoudamire
Head Coach



Karl Hobbs
Associate Head Coach



B.J. Elder
Assistant Coach



Pershin Williams
Assistant Coach




Nate Babcock
Assistant Coach



Bonzi Wells
Assistant Coach

RADIO/TV CHEAT SHEET



0

LANCE TERRY

Guard • 6-3 • 198 • Senior • College Park, Ga.

Year	GP/GS	PPG	RPG	APG	FG%	3FG%	FT%
2023-24	-	-	-	-	-	-	-
Season Highs	Pts: -	Reb: -	Ast: -	Min: -			
Career Highs	Pts: 26	Reb: 7	Ast: 4	Min: 40:00			

Notes

- Has not played this season due to injury, has elected to red-shirt and return in 2023-24
- Over the last 11 games of 2022-23 - 13.3 ppg, 43.4% FG, 43.3% 3pt FG, 77.8% FT
- Finished as Tech's top 3pt FG pct. at 38.8% in all games, 42.1% in ACC games
- Tech's No. 2 scorer in ACC games - 11.4 ppg, 42.1% FG, 74.2% FT; season-high 24 pts vs. Miami, Syracuse



1

KYLE STURDIVANT

Guard • 6-3 • 195 • Senior • Norcross, Ga.

Year	GP/GS	PPG	RPG	APG	FG%	3FG%	FT%
2023-24	21/0	8.7	2.3	3.0	.433	.400	.884
Season Highs	Pts: 21	Reb: 10	Ast: 9	Min: 27:43			
Career Highs	Pts: 21	Reb: 10	Ast: 10	Min: 39:10			

Notes

- Averaging 19.1 minutes and 8.7 ppg off the bench this season, 2.10-1 assist/turnover ratio
- Team's 5th-leading scorer, scoring 0.454 points per minute this season compared to 0.359 last season
- Eight double-figure scoring games in 2023-24 - career-high 21 vs. UMass, 18 pts vs. Clemson, North Carolina
- Last 5 games: 13.4 ppg, 11-11 FT, 22-49 FG (.449), 14-25 3pt FG (.560), 12 ast/4 TO



2

NAITHAN GEORGE

Guard • 6-3 • 180 • Freshman • Toronto, Ontario

Year	GP/GS	PPG	RPG	APG	FG%	3FG%	FT%
2023-24	18/17	9.6	2.0	5.1	.412	.273	.673
Season Highs	Pts: 20	Reb: 5	Ast: 11	Min: 37:52			
Career Highs	Pts: 20	Reb: 5	Ast: 11	Min: 37:52			

Notes

- Started last 17 games at PG position, ranks No. 2 in ACC in assist average, 5th in assist/TO ratio (2.84-1)
- Averaging 10.7 points and 6.3 assists in ACC games (No. 2 in ACC in assist average vs. ACC teams)
- 8 or more assists in six games (Duke, Alabama A&M, Penn State, Notre Dame, Virginia, Virginia Tech)
- Last 6 games: 14.1 ppg, 6.0 apg, 36 ast/9 TO, 28-62 FG (.452), 11-29 3pt FG (.379), 16-18 FT (.889)



3

DALLAN "DEEBO" COLEMAN

Guard • 6-6 • 210 • Junior • Memphis, Tenn.

Year	GP/GS	PPG	RPG	APG	FG%	3FG%	FT%
2023-24	21/0	6.8	2.7	0.6	.408	.372	.600
Season Highs	Pts: 24	Reb: 5	Ast: 3	Min: 33:47			
Career Highs	Pts: 24	Reb: 9	Ast: 8	Min: 40:00			

Notes

- Tech's 2nd-leading 3pt shooter by percentage (37.2% FG), 6th leading scorer in all games and vs. ACC
- Has hit 41.7% FG in ACC games, 37.9% 3pt FG, has hit a 3pt FG in 11 straight games (14-of-32)
- Just eight turnovers in 442 minutes this season (15 turnover-free games)
- Career high 24 points vs. UMass Lowell (7-12 FG, 5-9 3pt FG), only two double-figure games since then



4

CARTER MURPHY

Guard • 6-4 • 205 • Senior • Phoenix, Ariz.

Year	GP/GS	PPG	RPG	APG	FG%	3FG%	FT%
2023-24	7/0	1.7	1.0	0.1	.400	.444	.000
Season Highs	Pts: 6	Reb: 4	Ast: 1	Min: 14:17			
Career Highs	Pts: 19	Reb: 6	Ast: 5	Min: 40:00			

Notes

- Played in 7 games off the bench, missed 12 games with ankle injury, returned at Virginia Tech (6 pts, 11 minutes)
- Graduate transfer from Air Force studying operations research at Georgia Tech
- Played in 31 games, starting 2, last season for the Falcons (7.2 ppg, 50% FG)
- Made eight starts in 70 games, averaging 5.0 ppg over 4 seasons at Air Force



5

TAFARA GAPARE

Forward • 6-6 • 206 • Sophomore • Wellington, New Zealand

Year	GP/GS	PPG	RPG	BPG	FG%	3FG%	FT%
2023-24	18/6	4.3	2.3	1.1	.354	.242	.619
Season Highs	Pts: 20	Reb: 8	Blk: 4	Min: 29:01			
Career Highs	Pts: 20	Reb: 8	Blk: 5	Min: 29:01			

Notes

- Started first three games (2 total pts, 2.0 rpg, 1-9 FG), DNP next 3, played last 15 (5.0 ppg, 2.4 rpg, 38.6% FG)
- Scored career-high 20 points with 6 rebounds to lead Tech past Penn State
- Scored 7 at Georgia, 9 vs. Hawaii, 8 vs. BC, 8 at Duke, 6 vs. UNC, also has seven scoreless games
- Name pronounced "tuh-FAR-uh guh-PAR-ee"



10

EBENEZER DOWUONA

Center • 6-11 • 230 • Senior • Accra, Ghana

Year	GP/GS	PPG	RPG	BPG	FG%	3FG%	FT%
2023-24	16/11	1.1	1.4	0.3	.450	.000	.000
Season Highs	Pts: 2	Reb: 4	Blk: 1	Min: 20:44			
Career Highs	Pts: 11	Reb: 9	Blk: 8	Min: 46			

Notes

- Played in 16 games (10.0 mppg), starting 11 (Tech 7-4 in those games)
- Former 4-star HS prospect who attended The Heritage School in Georgia, transfer from NC State
- Best season with Wolfpack was 2021-22, started 27 games, 4.1 ppg, 4.1 rpg, 1.7 blocks, 54 blocks
- Surname pronounced "duh-WANNA"



11

BAYE NDONGO

Forward • 6-9 • 214 • Freshman • Mboro, Senegal

Year	GP/GS	PPG	RPG	BPG	FG%	3FG%	FT%
2023-24	18/18	12.7	8.2	1.3	.602	.375	.585
Season Highs	Pts: 22	Reb: 19	Blk: 4	Min: 41:57			
Career Highs	Pts: 22	Reb: 19	Blk: 4	Min: 41:57			

Notes

- Started last 18 games, has become Tech's rebounding and blocked shot leader and 2nd-leading scorer
- Named ACC Rookie of the Week 3 times following performance vs. Duke, Penn State, Diamond Head Classic
- Averaging 14.2 ppg, 7.0 rpg, 61.2% FG, 3-6 3pt FG in ACC games
- No. 7 in ACC in rebound average, No. 6 in off reb avg, No. 3 in FG pct., No. 8 in blocks per game



12

TYZHAUN CLAUDE

Forward • 6-7 • 226 • Senior • Goldsboro, N.C.

Year	GP/GS	PPG	RPG	APG	FG%	3FG%	FT%
2023-24	21/4	5.3	5.0	0.9	.520	.143	.640
Season Highs	Pts: 19	Reb: 10	Ast: 3	Min: 38:18			
Career Highs	Pts: 24	Reb: 17	Ast: 3	Min: 38:18			

Notes

- Tech's 3rd-leading rebounder, No. 9 ACC in offensive rebounds (2.33 per game)
- 4.8 ppg, 4.4 rpg, 61.5% FG in ACC games
- 6.6 ppg, 5.6 rpg over Tech's last five games, 10-of-14 FG, 13-of-17 FG
- Transfer from Western Carolina who also played two seasons at Morehead State (DNP due to injury in 2020-21)



13


MILES KELLY

Guard • 6-6 • 180 • Junior • Stone Mountain, Ga.

Year	GP/GS	PPG	RPG	APG	FG%	3FG%	FT%
2023-24	21/21	14.2	5.7	1.9	.356	.289	.702
Season Highs	Pts: 27	Reb: 12	Ast: 6	Min: 41:41			
Career Highs	Pts: 30	Reb: 12	Ast: 6	Min: 41:41			

Notes

- Averaging 13.5 ppg, 5.5 rpg, 40.5% FG, 37.1% 3pt FG in ACC games
- Five 20-pt games this season, recorded first career double-double vs. Miss. St. (22 pts, 12 reb)
- Double figures in all but three games this season (UMass, Virginia, Pitt)
- No. 4 in the ACC in most FG att., No. 5 in most 3pt att, No. 14 in most FT att



14

KOWACIE REEVES, JR.

Forward • 6-7 • 202 • Junior • Macon, Ga.

Year	GP/GS	PPG	RPG	APG	FG%	3FG%	FT%
2023-24	21/21	11.3	4.0	0.8	.434	.394	.818
Season Highs	Pts: 20	Reb: 10	Ast: 3	Min: 42:46			
Career Highs	Pts: 21	Reb: 10	Ast: 3	Min: 42:46			

Notes

- One of 2 players to start every game (also Kelly), No. 2 on team in minutes (31:42 per game)
- Double figure points in 11 of 21 games, leads team in 3pt pct. (.394), No. 2 in FT pct. (.818)
- Averaging 11.1 ppg, 3.2 rpg, 44.4% FG, 44.4% 3pt FG in ACC games
- No. 3 in the ACC in 3pt FG percentage, No. 6 in 3pt FG made (2.67 per game) in ACC games



23

IBRAHIMA SACKO

Forward • 6-6 • 225 • Freshman • Conakry, Guinea

Year	GP/GS	PPG	RPG	APG	FG%	3FG%	FT%
2023-24	15/3	1.5	2.4	0.1	.429	.300	.143
Season Highs	Pts: 4	Reb: 8	Ast: 1	Min: 23:51			
Career Highs	Pts: 4	Reb: 8	Ast: 1	Min: 23:51			

Notes

- Seen action in 15 games, scored in 9 (10.0 minutes per game), season-high 8 rebs vs. UMass Lowell
- Rated a top-3 player out of Canada by recruiting analyst Josh Millican
- Earned OSBA first-team all-star and defensive player of the year honors at J. Addison School in 2022-23
- Name pronounced "ee-bruh-HEE-muh SOCK-oh"



24

AMAREE ABRAM

Guard • 6-4 • 195 • Sophomore • Port Arthur, Texas

Year	GP/GS	PPG	RPG	APG	FG%	3FG%	FT%
2023-24	9/4	3.2	1.9	1.1	.243	.222	.636
Season Highs	Pts: 8	Reb: 4	Ast: 3	Min: 20:23			
Career Highs	Pts: 26	Reb: 5	Ast: 5	Min: 38			

Notes

- Started first 4 games (16.0 minutes, 5.0 ppg, 2.0 apg), played only five of last 17 games
- Former four-star guard prospect out of Texas who transferred from Ole Miss following his freshman season
- Fourth on the team in scoring and second in assists, second on the team with 39 three pointers made
- First name pronounced "uh-MAR-ee"