



GEORGIA TECH BASKETBALL 2023-24

ACC Champions 1985, 1990, 1993, 2021 • Final Four 1990, 2004 • 17 NCAA Tournament appearances

2023-24 Schedule/Results

Date	Opponent	TV	Time
N1	CLARK ATLANTA (exh)	-	W, 91-75
N6	GEORGIA SOUTHERN	ACCNX	W, 84-62
N9	HOWARD	ACCNX	W, 88-85
N14	UMASS LOWELL	ACCNX	L, 71-74
N22	at Cincinnati	ESPN+	L, 54-89
N28	MISSISSIPPI STATE* (21/22)	ACCN	W, 67-59
D2	DUKE (7/7)	The CW	W, 72-68
D5	at Georgia	SECN	L, 62-76
D9	ALABAMA A&M	ACCN	W, 70-49
D16	vs. Penn State+	B1GN	W, 82-81 (ot)
D21	vs. Massachusetts#	ESPN2	W, 73-70
D22	at Hawaii#	ESPN2	W, 73-68
D24	vs. Nevada#	ESPN	L, 64-72
J3	at Florida State	ACCN	L, 71-82
J6	BOSTON COLLEGE	ESPN2	L, 87-95
J9	NOTRE DAME	ACCN	L, 68-75 (ot)
J13	at Duke (11/11)	ACCN	L, 79-84
J16	at Clemson (rv)	ACCN	W, 93-90 (2ot)
J20	VIRGINIA	ACCN	L, 66-75
J23	PITTSBURGH	ESPNU	7 p.m.
J27	at Virginia Tech	ACCN	5 p.m.
J30	NORTH CAROLINA (3/3)	ESPN	7 p.m.
F3	at NC State (rv)	The CW	5:30 p.m.
F6	WAKE FOREST (rv)	ESPNU	7 p.m.
F10	at Louisville	ACCN	6:30 p.m.
F14	at Notre Dame	ACCN	7 p.m.
F17	SYRACUSE	The CW	5:30 p.m.
F21	CLEMSON (rv)	ACCN	7 p.m.
F24	at Miami (rv)	ACCN	4 p.m.
M2	FLORIDA STATE (rv)	ESPN2/U	12 p.m.
M5	at Wake Forest (rv)	ACCN	9 p.m.
M9	at Virginia	ACCN	8 p.m.
M12-16 ACC Tournament (Washington, D.C.)%			
*ACC/SEC Challenge; +Holiday Festival (Madison Square Garden, New York, N.Y.); #Diamond Head Classic (Honolulu, Hawaii); %ACC Tournament (Washington, D.C.)			
All times Eastern; home games in ALL CAPS			

RADIO: Georgia Tech Sports Network by Legends Sports

Announcers	Andy Demetra, Randy Waters
Engineer	Miller Pope
Network station in Atlanta	680 AM / 93.7 FM
Satellite Radio	SiriusXM channel 383 / SiriusXM app
Online	GT Gameday App, Rambliwreck.com
Tuneln	buzz.gt/LiveTuneln

Television ESPNU

Announcers	Anish Shroff, David Padgett
------------	-----------------------------

Communications

GTMBB contact	Mike Stamus
Phone	404-894-5445 (ofc), 404-218-9723 (cell)
E-mail	mstamus@athletics.gatech.edu

Social Media: #StingEm

Official Twitter	@GTMBB
Facebook	gtmensbasketball
Instagram	gtmensbasketball

GEORGIA TECH (9-9, 2-5 ACC) vs. PITTSBURGH (11-7, 2-5 ACC) Game 19 • January 23, 2024 • 7 p.m. EST

Jackets Look to Sting Panthers

Looking for a bounce-back win after dropping a close game Saturday to Virginia, Georgia Tech finishes a two-game homestand at 7 p.m. Tuesday night against Pittsburgh at McCamish Pavilion.

The Yellow Jackets (9-9, 2-5 ACC) has lost three straight ACC games at home to Boston College (95-87), Notre Dame (75-68 in overtime) and Virginia (75-66) since beating Duke (72-68) on Dec. 2. The Yellow Jackets' other conference win came at Clemson last Tuesday (93-90 in overtime).

Pittsburgh (11-7, 2-5 ACC) had lost four of its last five games before capturing an 80-76 win at Duke Saturday, avenging a 23-point home loss to the Blue Devils in early January. The Panthers also have an 83-70 road win at Louisville to its credit.

Tuesday's game will be televised live on ESPNU with a live stream available on the ESPN app. Radio coverage is on the Georgia Tech Sports Network by Legends Sports and flagship station 680 the Fan (680 AM/93.7 FM). The Tech broadcast is also available on SiriusXM channel 383 and the SiriusXM app.

The Tip-Off

• Tech's five ACC losses have been decided by an average of eight points, only one by double digits. In the last four, the Jackets had leads of 16 points against Boston College,

EVENT INFORMATION

Venue/Site	McCamish Pavilion, Atlanta, Ga.
Tech vs. Pittsburgh	Tech leads, 12-8!
At home	Tech leads, 7-2!
Last meeting	3/8/2023 - Pitt def. Tech, 89-81, in ACC Tournament
!2017 victory vacted by NCAA Committee on Infractions	
GEORGIA TECH YELLOW JACKETS	
Rankings (AP/coaches/KenPom/NET)	nr nr 122 116
Record breakdown	5-4 home 2-4 road 2-1 neutral
Head coach	Damon Stoudamire (Arizona, 1995)
Career record/at GT	80-86 (6th yr) 9-9 (1st yr)
Stoudamire vs. Pittsburgh	0-0

PITTSBURGH PANTHERS

Rankings (AP/coaches/KenPom/NET)	nr nr 70 57
Record breakdown	7-5 home 3-1 road 1-1 neutral
Head coach	Jeff Capel (Duke, 1995)
Career record/at Pitt	248-198 (15th yr) 86-88 (6th yr)
Tech vs. Capel	5-4 (4-4 at Pittsburgh)

ROSTER AT-A-GLANCE (#indicates last game starters)

24	Amaree Abram	G	6-4	190	So	Port Arthur, Texas	4.0 ppg	1.4 apg	> Transfer from Ole Miss; played in seven games this season, starting four; DNP 11 of the last 14
12	Tyzhaun Claude	F	6-8	236	Sr.*	Goldsboro, N.C.	5.2 ppg	5.0 rpg	> Grad transfer from Western Carolina; started 4 games; avg 4.3 ppg, 4.0 rpg in ACC games (9/8 at Clemson)
3	Dallan "Deebo" Coleman	G	6-6	218	So	Memphis, Tenn.	7.4 ppg	2.7 rpg	> Four double-figure games this season, 23.2 mpg off the bench, only 8 turnovers in 408 minutes
10	Ebenezer Dowuona#	F	6-11	225	Sr.	Accra, Ghana	1.2 ppg	1.4 rpg	> Transfer from NC State; played in 15 games, started 10 (9.7 mpg), 9-18 FG
5	Tafara Gapare	F	6-9	205	So	Wellington, New Zealand	4.5 ppg	2.2 rpg	> Transfer from UMass; career-high 20 pts with 6 reb vs. Penn St; 3.5 ppg, 36.8% FG in ACC games
2	Naithan George#	G	6-3	180	Fr.	Toronto, Ontario	9.3 ppg	5.0 apg	> DNP 1st 3 games, started last 14; averaging 10.6 ppg, 6.7 apg in ACC games; scored 52 points last 3 games
13	Miles Kelly#	G	6-6	175	So	Stone Mountain, Ga.	15.1 ppg	6.1 rpg	> Tech's top scorer (16th in ACC), No. 2 rebounder, five 20-pt games this season; 17.2 ppg, 6.7 rpg vs. ACC
4	Carter Murphy	G	6-4	200	Sr.	Phoenix, Ariz.	1.2 ppg	1.0 rpg	> Grad transfer from Air Force; played five games this season, scoring in two
11	Baye Ndongo#	F	6-9	236	Fr.	Mboro, Senegal	12.9 ppg	8.7 rpg	> 3-time ACC Rookie of the Week; all-tournament at Diamond Head; avg. 15.3 ppg, 7.6 rpg, 63.4% FG vs. ACC
35	Emmer Nichols	F	6-6	219	Fr.	Woodside, Calif.	0.0 ppg	2.0 rpg	> Non-scholarship player in 2nd year in the program, redshirted in 2022-23, out for season (broken leg)
14	Kowacie Reeves, Jr.#	G	6-6	192	Jr.	Macon, Ga.	11.9 ppg	4.2 rpg	> Transfer from Florida; started all 18 games, double figures in 10; 12.6 ppg, 49.2% FG, 50% 3pt FG vs. ACC
23	Ibrahima Sacko	G/F	6-6	222	Fr.	Conakry, Guinea	1.6 ppg	2.6 rpg	> Top-3 prospect in Canada in 2023 class; played in 12 games off the bench, 1 start, 10.4 min per game
33	Marcos San Miguel	G	6-4	201	Fr.	Smyrna, Ga.	0.0 ppg	1.0 rpg	> Non-scholarship player in 1st year in the program, played in 1 game
30	Ibrahim Souare	F	6-9	210	Fr.	Guinea	--	--	> From Canyon Int'l Academy (Glendale, Ariz.), member Guinea team 2022 U18 FIBA African Championship
1	Kyle Sturdivant	G	6-3	196	Sr.	Norcross, Ga.	7.8 ppg	2.9 apg	> Averaging 18.7 mpg off the bench; 53/26 assist/TO ratio (22/7 vs. ACC); 6 double-figure scoring games
0	Lance Terry	G	6-2	200	Sr.	College Park, Ga.	--	--	> No. 2 scorer in 2022-23 (10.1 ppg), red-shirting this season after missing first 8 games with injury

TECH NOTEBOOK

Tech Team Statistics

Category	2023-24	ACC	NCAA
Scoring offense	73.6	12	213
Scoring defense	75.2	14	264
Scoring margin	-1.7	13	270
Field goal pct.	.432	13	257
Effective FG pct.	.497	12	249
Field goal pct. def.	.424	5	118
3-pt FG pct.	.320	14	255
3-pt FG per game	7.9	7	136
3-pt FG att. per game	24.8	2	63
3-pt FG pct. def.	.316	6	90
3-pt FG allowed	7.6	-	-
Free throw pct.	.670	14	298
FT made per game	12.7	12	238
FT attempts per game	19.9	9	193
Rebounds per game	38.9	3	65
Rebound margin	+3.2	7	108
O-Reb per game	12.4	2	59
D-Reb per game	26.6	7	105
Assists per game	13.7	10	156
Assist/TO ratio	1.08	12	192
Turnover margin	-3.1	14	331
Turnovers per game	12.7	12	223
Turnovers forced per game	9.6	15	338
Blocks per game	4.3	7	76
Steals per game	4.8	15	328
Fouls per game	17.1	13	191
Bench points per game	23.4	3	112
Fast break points per game	9.1	7	219

Rankings through games of Jan. 21

Games Started/Finished

Player	2023-24	Conf.	Career	*Finished
Amaree Abram	4	-	26	1
Tyzaun Claude	4	-	51	3
Deebo Coleman	-	-	36	13
Ebenezer Dowouna	10	5	40	-
Tafara Gapare	6	1	6	7
Naithan George	14	7	14	9
Miles Kelly	18	7	46	15
Carter Murphy	-	-	8	1
Baye Ndongo	15	7	15	10
Emmer Nichols	-	-	-	2
Kowacie Reeves, Jr.	18	7	35	18
Ibrahima Sacko	1	1	1	3
Marcos San Miguel	-	-	-	1
Kyle Sturdivant	-	-	49	11
Lance Terry	-	-	58	-

Includes starts at previous school and in conference tournaments

**Games finished includes only 2023-24 season*

Non-Conference Breakdown

Team	Conf.	Record	Conf.	KP	NET
Alabama A&M	SWAC	3-15	2-3	353	347
Cincinnati	Big 12	13-5	2-3	33	36
Georgia	SEC	13-5	3-2	67	81
Georgia Southern Sun Belt		4-15	4-3	310	315
Hawaii	Big West	10-7	2-3	163	187
Howard	MEAC	8-12	2-2	267	264
Massachusetts	A-10	12-6	3-3	97	86
UMass Lowell	Am. East	14-4	5-0	131	111
Mississippi State	SEC	13-5	2-3	34	40
Nevada	Mtn West	15-4	2-3	52	56
Penn State	Big Ten	9-10	3-5	109	121

GT strength of schedule rank 27 27

GT NC strength of schedule rank 80 93

vs. Quad 1: 2-2 vs. Quad 2: 2-4

vs. Quad 3: 2-2 vs. Quad 4: 3-1

KP - KenPom.com, NET - NCAA NET rankings

Through games of Jan. 21

seven vs. Notre Dame, 10 at Duke and 11 vs. Virginia.

- Tech has averaged 76.6 points per game and has connected on 47.4 percent of its field goal tries in ACC play, which ranks No. 4 and No. 2, respectively, in those categories.

- Tech has the ACC's fourth-most efficient offense in conference games (109.5 points per 100 possessions according to KenPom.com) and ranks No. 2 in effective field goal percentage in conference games.

- Seven Tech players have scored at least 20 points in a game this season - **Naithan George**, Kyle Sturdivant, Deebo Coleman, Tafara Gapare, Kowacie Reeves, Jr., Baye Ndongo and Miles Kelly. It is only the second time that as many as seven different Yellow Jackets have scored 20-plus in a game during a season (2007-08).

- Four Tech players are averaging double figures in ACC play - **Miles Kelly** (15.9), **Baye Ndongo** (15.2) and **Kowacie Reeves, Jr.** (12.6) and **Naithan George** (10.6). Those three players have combined to hit 49.1 percent of their shots from the floor (144-293) and 39.5 percent from three-point range (58-of-129).

- Tech has started two freshmen - Baye Ndongo and point guard **Naithan George** - in its last 14 games, winning seven of them. The Jackets have not had two freshmen in its regular starting lineup since the 2018-19 season (**Michael Devoe**, **Khalid Moore**), and have not had a freshman regularly start at point guard since **Jose Alvarado** in 2017-18.

- Miles Kelly**, Tech's leading scorer in 2022-23 at 14.4 points per game, is Tech's leading scorer again this season at 15.1 points per game. The junior guard leads three Jackets averaging in double figures with freshman forward **Baye Ndongo** (12.9 ppg) and junior guard **Kowacie Reeves, Jr.** (11.9 ppg). Five other Jackets average between 4.5 and 9.3 points per game.

- Kelly** sits 17 points away from 900 for his career, while **Tyzaun Claude** needs 15 to reach the same plateau.

- Freshman forward **Baye Ndongo** has won the ACC's Rookie of the Week honor three times this season (Dec. 2, Dec. 18, Dec. 26), most for a Yellow Jacket since current NBA star **Josh Okogie** did so during the 2016-17 season.

- Tech's point guard tandem of **Naithan George** and **Kyle Sturdivant** has averaged 7.1 assists per game combined, 9.9 in ACC games. Their assist/turnover ratio is 2.37-to-1 combined overall, 3.45-to-1 in conference games. Both players rank among the nation's top 51 players in assist rate (assists divided by the field goals made by the player's teammates while he is on the court) according to KenPom.com.

- Tech's returning scholarship players - **Miles Kelly**, **Dallan "Deebo" Coleman** and **Kyle Sturdivant** - have accounted for 41.2 percent of Tech's points this season. That number has diminished somewhat as freshmen **Baye Ndongo** and **Naithan George** and sophomore transfer **Tafara Gapare** have taken on greater loads (38.8 percent in ACC games).

- Tech is 4-6 against Quad 1 and Quad 2 teams this season, with a Quad 1 win over Duke and Quad 2 wins over Mississippi State and Massachusetts. The Jackets have five Quad 1 and five Quad 2 opponents remaining on its schedule. Tech was 3-14 last season against Quad 1/2 foes.

- Tech concluded its non-conference schedule 7-4 against a slate that included six teams that won 20 or more games in the 2022-23 season, four of them post-season teams. Tech's four non-conference losses came to teams that currently have a combined record of 55-18.

- Tech recruits **Jaeden Mustaf** and **Cole Kirouac**, who both signed letters-of-intent to play for the Yellow Jackets in November, have been nominated to play in the McDonald's All-American Game.

Series vs. Pittsburgh

- Pittsburgh swept the regular-season series from Tech in 2022-23, winning 71-60 in Atlanta and 76-68 in Pittsburgh, and added an 89-81 win over the Yellow Jackets in the ACC Tournament.

Series vs. Pittsburgh (12-8!)

Home: 7-2!, Away: 3-2, Neutral: 2-2

All Home Games: 7-2!

At McCamish Pavilion: 5-2!

At Alexander Memorial Coliseum: 2-0

At The Omni: 1-0

In Atlanta: 8-1!

All Road Games: 3-4

At Petersen Events Center: 2-4

As ACC members: 7-8!

In the ACC Tournament: 0-2

All Neutral Games: 2-1

Under Whack Hyder: 3-0

Under Bobby Cremins: 2-0

Under Brian Gregory: 0-3

Under Josh Pastner: 6-5!

Vs. Jamie Dixon: 1-3

vs. Kevin Stallings: 1-1

vs. Jeff Capel: 5-4 (4-4 at Pittsburgh)

Longest Winning Streak: 5 games (1966-89)

Longest Losing Streak: 3 games (2014-16)

Most Points Scored: 111 on 12-28-1989

Fewest Points Scored: 60 on 1-14-2023

Most Points Allowed: 92 on 12-4-1989, 12-28-1989

Fewest Points Allowed: 52 on 2-28-17

Largest Margin of Victory: 30 on 2-9-1970

Largest Margin of Defeat: 11 on 1-14-2023

!2017 win vacated by NCAA Committee on Infractions

All-Time Series Results

1-4-1966h10 W	89-77
2-9-1970a1 W	92-62
3-6-1971h10 W	78-61
12-4-198921/19.....18/nr.....n1 W	93-92
12-28-198914/13.....n2 W	111-92
1-14-2014h15 L	74-81
1-17-2015a2 L	65-70
1-6-201624/21.....a2 L	84-89
3-5-2016h15 W	63-59
2-28-2017h15 W!	61-52
3-7-2017n3 L	59-61
1-13-2018a2 W	69-54
2-20-2019h15 W	73-65
2-8-2020a2 L	64-73
3-4-2020h15 W	73-57
2-14-2021h15 W	71-65
2-19-2022a2 W	68-62
1-14-2023h15 L	60-71
2-21-2023a2 L	68-76
3-8-2023n4 L	81-89

a1-Fitzgerald Field House; a2-Petersen Events Center; n1-ACC-Big East Challenge (Hartford [Conn.] Civic Center); n2-Kuppenheimer Classic (The Omni, Atlanta, Ga.); n3-ACC Tournament (Barclays Center, Brooklyn, N.Y.); n4-ACC Tournament (Greensboro Coliseum, Greensboro, N.C.)

GAME NOTES

TECH NOTEBOOK

Georgia Tech Quick Facts

Official Name: Georgia Institute of Technology
Location: Atlanta, Ga.
Enrollment: 45,295
Founded: 1885
Colors: Old Gold and White
Nickname: Yellow Jackets, Ramblin' Wreck
Mascot: Buzz (Yellow Jacket)
Fight Songs: Ramblin' Wreck, White and Gold
Conference: Atlantic Coast (ACC)
Home Arena: McCamish Pavilion (capacity 8,600)
President: Dr. Angel Cabrera
Director of Athletics: J Batt
Faculty Rep. for Athletics: Dr. Jenna Jordan
Head Coach: Damon Stoudamire (Arizona, 1995)
Record at Tech: 9-9 (1st season)
Overall: 80-86 (6th season)
ACC Regular Season: 2-5
ACC Tournament: 0-0
NCAA Tournament: 0-0
Associate Head Coach: Karl Hobbs (Connecticut, 1984), 1st season
Assistant Coach: B.J. Elder (Georgia Tech, 2014), 5th season
Assistant Coach: Pershin Williams (North Florida, 2005), 1st season
Assistant Coach: Nate Babcock (Wisconsin-Eau Claire, 2009), 1st season
Assistant Coach: Bonzi Wells (Ball State, 1998), 1st season
Director of Player Personnel: Matt Holt (Northeastern, 2011), 1st season
Director of Scouting: Hayden Sheridan (Arizona, 2016), 6th season
Director of Operations: Tyler Benson (St. Bonaventure, 2009), 8th season
Assistant Director of Operations: Taylor Ann Hendricks (Iowa State, 2020), 2nd season
Associate Director of Sports Medicine: Richard Stewart (Salisbury, 2005), 17th season
Director of Strength and Conditioning: Justin Landry (Cal State East Bay, 2012), 1st season
Recruiting and Operations Coordinator: Jake Alburts (Western Michigan, 2020), 1st season

Basketball History

109th season: 1st game, Feb. 17, 1906 vs. Auburn
All-time Record: 1,446-1,314!
Winning/Losing/500 Seasons: 55 / 49 / 4
NCAA Appearances (17): 23-17 record
1960, 1985, 1986, 1987, 1988, 1989, 1990, 1991, 1992, 1993, 1996, 2001, 2004, 2005, 2007, 2010, 2021
Final Fours (2): 1990, 2004
NIT Appearances (8): 10-8 record
1970, 1971, 1984, 1994, 1998, 1999, 2003, 2016
ACC Championships (4): 1985, 1990, 1993, 2021
ACC Regular-Season Titles (2): 1985 (tie), 1996
ACC Regular-Season Record (44th season): 289-426!
ACC Tournament Record: 29-39
SEC Championships (1): 1938
SEC Regular-Season Titles (1): 1937
SEC Regular-Season Record (1932-64): 201-207
Metro Conference Regular-Season Record (1975-78): 9-10
Metro Conference Tournament Record: 4-3
Record at McCamish Pavilion: 128-72! (12th season)
Record at Alexander Memorial Coliseum: 556-194 (55 seasons, 1956-2011)
Record at State Farm Arena: 8-12
Record at Gas South Arena: 4-1
Record at Georgia Dome: 9-5
All-Time Head Coaches: 14
ACC Head Coaches: 5
All-America Selections: 14 (12 players)
Consensus All-Americans: 2
First-Team All-Americans: 5
National Players of the Year: 1
All-ACC Selections: 57 times (34 players)
ACC Players of the Year: 2
ACC Rookies of the Year: 11
ACC Coaches of the Year: 5 (3 coaches)
ACC Tournament MVPs: 4
ACC All-Freshman Team: 15
<i>! On-court record (Georgia Tech had 22 wins and one loss during the 2016-17 and 2017-18 seasons vacated by the NCAA's Committee on Infractions.)</i>

• Tech had won three straight meetings prior to that and still leads the series 12-8, including a 7-8 mark since Pitt became an ACC member.

• Pitt swept a regular-season series from Tech for the first time in 2022-23. Tech and Pitt split the games the other two times they have played twice, in 2017 and 2020.

• Tech's 73-57 win in its final home game of the 2019-20 campaign was the widest margin of victory for either team in 15 meetings as ACC foes.

• Tech won the first five games in the series, prior to Pitt's entry into the ACC, all of which took place between 1966 and 1989. The Panthers won the first three meetings after joining the conference.

• The two most entertaining games between Tech and the former Big East member played in the same month of the 1989-90 season, when the Yellow Jackets were on the way to their second ACC title and first Final Four appearance. Bobby Cremins and Paul Evans were the respective head coaches at the time.

• Tech overcame an early 26-5 deficit to win the ACC/Big East Challenge game in Hartford in early December, getting 42 points from Dennis Scott, including the game-winner with 8 seconds left. Later in the month, the Panthers came to Atlanta for a Kuppenheimer Classic game at the Omni, and Tech won the game without Cremins, who was attending his father's funeral. Kenny Anderson recorded a triple-double with 32 points, 12 rebounds and 18 assists.

• Tech scored easy wins over Pitt in the first three games of the series, all under head coach Whack Hyder, two of which were played at Alexander Memorial Coliseum on the Tech campus.

• Tech is 5-4 against the Panthers' current head coach, Jeff Capel, having scored an 86-65 victory over VCU during the 2003-04 season when Capel was the Rams' head coach.

Last Time Out

Georgia Tech raced out to an early 11-point advantage and led for most of the first half, but visiting Virginia went on a 23-3 run that spanned the end of the first period and the beginning of the second, and held off the Yellow Jackets, 75-66, on Saturday evening at McCamish Pavilion.

A loud crowd of 6,380 saw Georgia Tech jump out to a 24-13 lead just 11 minutes into the game and the Jackets led by eight at 29-21 with under four minutes to go in the first half. However, Virginia made its final five shots of the opening period and outscored Tech, 12-0, over the last three-and-a-half minutes of the half to take a 33-29 halftime lead.

Virginia remained hot after the break, making four of its first six shots and outscoring the Jackets, 11-3, to cap the 23-3 run and take a 44-32 lead just over three minutes into the second half.

However, the Yellow Jackets wouldn't go away quietly, as they used a 9-0 run to pull within five points at 67-62 and ignite the McCamish Pavilion crowd with 1:39 to go. But Virginia got huge 3-pointers from Jacob Groves and Isaac McKneely in the final 90 seconds to hold off the Jackets, who fell by single digits for the fourth time in their five Atlantic Coast Conference defeats.

Georgia Tech (9-9, 2-5 ACC) was led once again by true freshmen point guard Naithan George and Baye Ndongo, who scored 15 points apiece. George dished out a team-high nine assists while Ndongo made 6-of-7 field goals and grabbed a team-high-tying five rebounds.

McKneely led Virginia (13-5, 4-3 ACC) with 20 points and UVA's Reece Beekman added 19 points and 11 assists.

Team Trends

• Thirteen of Tech's 18 games this season have been decided by 10 points or fewer, eight of those by five points or fewer. Four of Tech's five ACC losses have come by single digits, and the fifth was 11 points.

• Tech snapped a streak of four straight games with at

Just Georgia Tech, please...

The Georgia Institute of Technology is the official title, but Georgia Tech will work fine, or just Tech (unless you're in Virginia or Texas). We would appreciate it if you would use our name in those ways. Georgia Tech University is incorrect. Thank you.

Georgia Tech By the Numbers

1	SEC Championships
1	NCAA Post-Graduate Scholar
1	Naismith Award winner
2	Final Four appearances
2	ACC regular-season titles
2	ACC Players of the Year
2	National Freshmen of the Year
3	Years a Member of the Metro Conference
4	ACC Championships
5	First-team All-America players
6	Jersey numbers retired
6	Academic All-Americans
7	NCAA Sweet 16 appearances
8	Wins over teams ranked No. 1
8	NBA lottery picks
12	ACC Rookie of the Year honorees
14	Head coaches in program history
17	NCAA Tournament berths
19	NBA first-round draft picks
25	Total postseason berths (NCAA and NIT)
32	Years a Member of the SEC
43	Years a Member of the ACC
47	Players taken in the NBA Draft
51	Players selected All-ACC
228	Weeks ranked in either AP or Coaches Poll

Tech Head Coaches in First Year

Coach	Season	Record (Conf)
John Chapman	1905-06	2-1
John Heisman	1908-09	1-6
William Alexander	1919-20	7-10
Joe Bean	1920-21	4-10
Harold Hansen	1924-25	4-12
Roy Mundorff	1926-27	17-10
Dwight Keith	1943-44	14-4 (3-1)
Roy McArthur	1946-47	12-11 (6-6)
John "Whack" Hyder	1951-52	7-15 (5-13)
Dwane Morrison	1973-74	5-21
Bobby Cremins	1981-82	10-16 (3-11)
Paul Hewitt	2000-01	17-13 (8-8)*
Brian Gregory	2011-12	11-20 (4-12)
Josh Pastner	2016-17	21-16 (8-10)#
Damon Stoudamire	2023-24	9-9 (2-5)

*NCAA Tournament
#On-court record (22 wins, 1 loss vacated by NCAA Committee on Infractions)

TECH NOTEBOOK

Tech's Record

	2023-24	2022-23
At home	5-4	11-6
On the road	2-4	2-9
At neutral sites	2-1	1-3
Vs. top-10 opponents	1-0	0-0
Vs. top-25 opponents	2-1	1-3
Vs. teams over .500	5-7	7-15
Vs. teams under .500	1-1	6-2
Vs. teams at .500	2-1	2-1
While in the top 25	0-0	0-0
In November	3-2	4-3
In December	5-2	3-3
In January	1-5	1-7
In February	0-0	5-4
In March/April	0-0	2-1
Wearing white uniforms	4-4	8-7
Wearing gold uniforms	2-3	6-7
Wearing navy uniforms	2-1	0-0
Wearing gray uniforms	1-1	0-4
Wearing HBE uniforms	0-0	1-0
Game is decided by 5 pts./fewer or OT	6-2	4-3
Game is decided by 10/fewer or OT	7-6	7-7
Leading at the half	7-2	11-1
Trailing at the half	2-6	3-17
Tied at the half	0-1	1-0
Leading with 5:00 to play	6-0	10-2
Trailing with 5:00 to play	3-9	3-15
Tied with 5:00 to play	0-0	2-1
In overtime games	1-0	0-1
After a bye in the ACC schedule	0-0	0-1
Tech scores 100 or more points	0-0	0-0
Tech scores 70 or more points	8-4	12-3
Tech scores fewer than 70 points	1-5	3-15
Opponent scores 100 or more points	0-0	0-0
Opponent scores 70 or more	4-9	4-16
Opponent scores fewer than 70	5-0	10-3
Opponent scores fewer than 50	0-0	0-0
Tech shoots 50 pct. or better	2-2	1-0
Opponent shoots 50 pct. or better	1-3	1-6
Opponent shoots under 40 pct.	5-1	7-0
Tech has a higher FG% than opponent	7-2	12-2
Tech has a lower FG% than opponent	1-7	3-16
FG percentage is even	0-0	0-0
Tech has more 3-point FGs	5-3	11-6
Tech has fewer 3-point FGs	4-5	1-8
3-point FGs are even	0-1	3-4
Tech attempts more FT than opponent	5-5	9-2
Tech attempts fewer FT than opponent	4-4	6-16
Free throw attempts are even	0-0	0-0
Tech outrebounds opponent	7-4	9-5
Opponent outrebounds Tech	1-4	6-13
Rebounds are even	1-1	0-0
Tech has fewer turnovers than opponent	3-4	12-6
Tech has more turnovers than opponent	6-5	3-9
Turnovers are even	0-0	0-3
Tech has more assists than turnovers	6-6	12-11
Committing more fouls	3-5	3-13
Committing fewer fouls	5-4	8-4
Fouls are even	1-0	4-1
4/more Jackets score in double figures	4-1	12-5
A Jacket scores 20 or more	9-4	6-3
A Jacket scores 30 or more	0-0	1-0
Scoring more bench points	3-5	6-10
Scoring fewer bench points	5-4	8-8
Bench scoring is even	1-0	1-0

least 10 three-point field goals, but the Jackets went 9-of-27 from long range against Virginia and have made 40 percent (56-of-140) from distance in their last five games.

- Tech's current scoring average of 76.6 points per game in ACC play (ranks No. 2 in the ACC) would be the highest for the team since the 2007-08 season (77.4) if maintained.

- Tech is shooting 47.4 percent from the floor in ACC games, 37.0 percent from three-point range, and has a team 108-to-82 assist/turnover ratio.

- Tech has averaged 11 turnovers over its last seven games, after averaging more than 19 in the three games prior and 14 over the first 10 games of the season.

- Tech has shot 50 percent or better in five games this season, four of them in ACC games.

- Only five Tech teams since 1997 have finished a season with a KenPom.com offensive efficiency rating higher than the current Yellow Jackets' rating of 111.2.

- **Miles Kelly** and **Kowacie Reeves, Jr.**, are the only Tech players to start every game this season.

- **Deebo Coleman** and **Kyle Sturdivant** have not started a game this year, but have been on the floor for 13 and 11, respectively, of Tech's games at the finish.

- Tech is 7-7 since freshmen **Baye Ndongo** and **Naithan George** entered the starting lineup Nov. 28 against Mississippi State.

- At least nine players have seen the court in 17 of Tech's first 18 games (only eight played against Hawai'i). Eight players average more than 12 minutes per game in ACC games.

Player Highlights

- Freshman point guard **Naithan George** reached double digits in points in three straight games (17 at Duke, 20 at Clemson, 15 vs. Virginia team-high each time). George has averaged 17.3 points over his last three games, hitting 18-of-32 from the floor, 8-of-17 from three-point range. He also has 20 assists against five turnovers in those three games.

- **George** (nine assists vs. Virginia) has dished eight or more assists in five games this season. He averages 6.7 assists in ACC games, which ranks No. 2 in the conference.

- Freshman forward **Baye Ndongo** made 6-of-7 shots from the floor against Virginia and is converting at a 63.4-percent rate in ACC games. 61.2 percent for the season. He ranks No. 2 nationally among freshmen in field goal percentage.

- **Ndongo** has scored in double digits in Tech's last 10 games, averaging 15.2 points and 9.5 rebounds, and has hit on 68.8 percent of his field goals (64-of-93).

- **Miles Kelly** is averaging 15.9 points in ACC games this season, and his shooting percentages in conference games are well above his full-season norms – 41.2 percent from the floor, 36.5 percent from three-point range and 70.6 percent from the foul line.

- **Kyle Sturdivant** has 18 assists and five turnovers in his last four games, and has a 53/26 (2.04-to-1) ratio for the season, 22/7 vs. the ACC.

- **Sturdivant** reached exactly 800 career points in the Virginia game.

- **George** and **Sturdivant** have recorded 56 assists and just 15 turnovers combined in Tech's last six games, nearly a 4-to-1 ratio. For the season the point guard combo has 128 assists vs. 54 turnovers, a 2.37-to-1 ratio. In ACC games they have a 3.45-to-1 ratio and rank No. 3 and 4 individually.

- **Kowacie Reeves, Jr.**, has hit 49.2-percent of his shots from the floor and a team-best 50 percent from three-point range in ACC games. He shot just 19 percent from three-point range in SEC games last year at Florida.

- **Deebo Coleman** has just eight turnovers this season in 407 minutes (two in 147 ACC minutes), and has had 11 turnover-free games.

- **Tyzaun Claude** has scored 15 points and grabbed 12 rebounds, hit 3-of-3 from the floor and 9-of-11 from the foul line in Tech's last two games. He has played 61 total minutes.

A Make-or-Miss Game

Georgia Tech's offensive rankings vs. the ACC last 7+ seasons (ACC regular season games only)

Year	PPG	FG Pct.	3pt FG Pct.
2023-24	76.6 (4)	.474 (2)	.370 (6)
2022-23	66.8 (13)	.413 (15)	.341 (9)
2021-22	66.0 (12)	.428 (10)	.325 (11)
2020-21	71.8 (6)	.482 (2)	.360 (3)
2019-20	69.9 (9)	.462 (2)	.341 (6)
2018-19	60.7 (15)	.426 (8)	.306 (12)
2017-18	63.6 (14)	.419 (12)	.312 (15)
2016-17	65.1 (14)	.434 (14)	.309 (15)

Tech Offensive Game Improved

Georgia Tech has seen improved offensive production from the start of its first season under head coach Damon Stoudamire, and has seen a further improvement in the last two weeks despite struggling to win ACC games.

Tech has averaged 76.6 points per game and has connected on 47.4 percent of its field goal tries in ACC play, which ranks No. 4 and No. 2, respectively, in those categories. The last Tech team to average as many as 76.6 points per game in conference play was the 2007-08 group. Only one team since then, the 2021 ACC Championship team, shot the ball better (.482).

Tech has the fourth-most efficient offense in the ACC (109.2 points per 100 possessions in ACC games), according to KenPom.com, and ranks No. 2 in effective field goal percentage in conference games.

Only five Tech teams have finished a season with higher offensive efficiency ratings in KenPom.com than the Yellow Jackets' current 111.2 since he began tracking it in 1997. One of those teams won an ACC title (2021), one reached the championship game of the NCAA Tournament, and two others played in the post-season.

Tech's offensive capability is spread deeper in the roster as well. For only the second time ever, seven different players have scored 20 points in a game - **Naithan George**, **Kyle Sturdivant**, **Deebo Coleman**, **Tafara Gapare** and **Kowacie Reeves, Jr.** (once each), **Baye Ndongo** (three times) and **Miles Kelly** (five times). The 2007-08 campaign was the only other time (Alade Aminu, Matt Causey, Lewis Clinch, Maurice Miller, Anthony Morrow, Zachery Peacock, Jeremis Smith).

Three Times a Rookie (of the week)

Freshman **Baye Ndongo** missed the first three games of the season with an injury, but has made the most of his time on the court since, winning the Atlantic Coast Conference's Rookie of the Week honor three times in four weeks in December and continuing to be one of the top rookies in the ACC.

Ndongo ranks fifth among freshmen in the ACC in scoring, leads in rebound average, field goal percentage and blocked shots.

He is the first Tech freshman to win the honor three times in a season since current Phoenix Suns guard **Josh Okogie** did so in the 2016-17 season.

Most recently, he was named after earning all-tournament honors and leading the Yellow Jackets to a runner-up finish at the Diamond Head Classic in Honolulu, Hawai'i. There in three games, he averaged 18.0 points and 9.3 rebounds, hitting 23-of-26 from the floor and 8-of-9 from the foul line.

He won the honor for the second time after scoring 12 points with 19 rebounds in leading the Jackets to an 82-81 overtime win over Penn State on Dec. 16 at Madison Square Garden.

The first honor came Dec. 4 after he helped Tech score back-to-back victories over ranked teams - No. 7 Duke and No. 21 Mississippi State. He had a breakout game against the Blue

TECH NOTEBOOK

Tech Highs and Lows Under Damon Stoudamire

Longest winning streak: 4 games (2023-24)
Longest ACC winning streak: 1 game (2023-24)
Longest ACC home winning streak: 1 game (2023-24)
Longest losing streak: 5 games (2023-24)
Longest ACC losing streak: 4 games (2023-24)
Most points scored in a game: 93 vs. Clemson, 1/16/2024
Most points scored in a game (regulation): 88 vs. Howard, 1/9/2023
Most points scored - ACC game: 93 vs. Clemson, 1/16/2024
Fewest points scored in a game: 54 at Cincinnati, 11/22/2023
Fewest points scored - ACC game: 66 vs. Virginia, 1/20/2024
Most points allowed in a game: 95 vs. Boston College, 1/6/2024
Most points allowed in a game (regulation): 95 vs. Boston College, 1/6/2024
Fewest points allowed in a game: 49 vs. Alabama A&M, 12/9/2023
Fewest points allowed - ACC game: 68 vs. Duke, 12/2/2023
Largest margin of victory: 22 vs. Georgia Southern (84-62), 11/6/2023
Largest margin of victory - ACC game: 4 vs. Duke (72-68), 12/2/2023
Largest margin of victory - road game: 5 at Hawaii (73-68), 12/22/23
Largest margin of victory - ACC road game: 3 at Clemson (93-90), 1/16/2024
Largest losing margin: 35 at Cincinnati (89-54), 11/22/23
Largest losing margin at home: 9 vs. Virginia (75-66), 1/20/2024
Largest losing margin - ACC game: 11 at Florida State (82-71), 1/3/2024
Most points allowed in a win: 90 vs. Clemson, 1/16/2024
Most points scored in a loss: 87 vs. Boston College, 1/6/2024
Fewest points scored in a win: 67 vs. Mississippi State, 11/28/2023
Fewest points allowed in a loss: 72 vs. Nevada, 12/24/2023
Largest lead: 30 points vs. Alabama A&M (2nd half), 12/9/2023
Largest deficit: 41 points vs. Cincinnati (2nd half), 11/22/2023
Largest deficit overcome to win a game: 14 points vs. Howard (2nd half-16:55), 11/9/2023
Largest 2nd-half deficit overcome to win a game: 14 points vs. Howard (16:55), 11/9/2023
Largest deficit overcome to win a road game: 11 points (2nd half 13:14) vs. Massachusetts, 12/21/23
Largest lead given up in a loss: 16 points vs. Boston College (2nd half-19:36), 1/6/2024
Largest 2nd-half lead given up in a loss: 16 points vs. Boston College (2nd half-19:36), 1/6/2024
Highest FG pct.: 54.5 (30-55) at Duke, 1/13/2024
Highest FG pct. - ACC game: 54.5 (30-55) at Duke, 1/13/2024
Lowest FG pct.: 32.0 (24-75) at Georgia, 12/6/2023
Lowest FG pct. - ACC game: 37.5 (27-72) vs. Notre Dame, 1/9/2024
Highest 3-pt pct.: 55.0 (11-20) at Duke, 1/13/2024
Highest 3-pt pct. - ACC game: 55.0 (11-20) at Duke, 1/13/2024
Most 3-pt FG: 15 at Clemson, 1/16/2024
Most 3-pt FG - ACC game: 15 at Clemson, 1/16/2024
Lowest 3-pt pct.: 20.0 (6-30) vs. UMass Lowell, 11/14/2023
Lowest 3-pt pct. - ACC game: 26.9 (7-26) at Florida State, 1/3/2024
Highest FG pct. allowed: 55.6 (35-63) vs. Boston College, 1/6/2024
Highest FG pct. allowed - ACC game: 55.6 (35-63) vs. Boston College, 1/6/2024
Lowest FG pct. allowed: 27.6 (16-58) vs. Alabama A&M, 12/9/2023
Lowest FG pct. allowed - ACC game: 39.3 (24-61) vs. Notre Dame, 1/9/2024
Highest 3-pt pct. allowed: 47.8 (11-23) vs. Virginia, 1/20/2024
Highest 3-pt pct. allowed - ACC game: 47.8 (11-23) vs. Virginia, 1/20/2024
Lowest 3-pt pct. allowed: 10.0 (2-20) vs. Alabama A&M, 12/9/2023
Lowest 3-pt pct. allowed - ACC game: 14.3 (3-21) at Clemson, 1/16/2024
Highest FT pct.: 85.7 (18-21) vs. Massachusetts, 12/21/2023
Highest FT pct. - ACC game: 84.6 (11-13) vs. Duke, 12/2/2023
Lowest FT pct.: 42.9 (3-7) vs. Notre Dame, 1/9/2024
Most free throws made: 18 vs. Massachusetts, 12/21/2023
Most free throws attempted: 27 vs. Georgia Southern, 11/6/2023, and Howard, 11/9/2023
Fewest free throws made: 3 vs. Notre Dame, 1/9/2024
Most assists: 25 vs. Penn State, 12/16/2023
Most assists - ACC game: 20 vs. Notre Dame, 1/9/2024
Fewest assists: 7 vs. Massachusetts, 12/21/23
Most turnovers: 20 vs. Alabama A&M, 12/9/2023
Fewest turnovers: 7 vs. Howard, 11/9/2023
Most blocked shots: 10 at Cincinnati, 11/22/2023
Most steals: 10 vs. Georgia Southern, 11/6/2023; Notre Dame, 1/9/2024

Devils, scoring 21 points with five rebounds, four blocked shots and two assists. He went 9-of-11 from the floor.

Curious About George

Baye Ndongo is not the only freshman who has come up big for Georgia Tech this season. **Naithan George**, who signed with Tech barely a week before the start of fall semester and did not play in the Yellow Jackets' first three games, has become a dependable performer at the point guard position.

The 6-3 freshman made his debut off the bench Nov. 22 in a 34-point loss at Cincinnati before head coach **Damon Stoudamire** inserted him into the starting lineup, and he helped lift the Jackets to a 67-59 win over No. 21 Mississippi State and a 72-68 win over No. 7 Duke the next week.

George has remained in the starting lineup, ranking among the ACC leaders in assists (5.0 per game, 6.7 in ACC games) and assist/turnover ratio (2.68-1 overall, 3.62-1 in conference games) while averaging 9.3 points a game.

He has led the Jackets in scoring each of Tech's last three games (17 at Duke, 20 at Clemson, 15 vs. Virginia). He added 20 assists against just five turnovers in 102 minutes.

At Clemson, George made two three-point field goals in the final 20 seconds of regulation, and made two more field goals in the final minute of the second overtime, 10 of his 20 points.

TECH'S FRESHMAN POINT GUARDS

Player (Season)	PPG	RPG	APG	FG%	3PT%	FT%
Naithan George (2023-24)	9.3	1.9	5.0	.432	.278	.622
Jose Alvarado (2017-18)	12.1	3.7	3.1	.448	.370	.802
Javaris Crittenton (2006-07)	14.4	3.7	5.8	.450	.356	.783
Jarrett Jack (2002-03)	9.5	3.5	6.0	.455	.283	.703
Tony Akins (1998-99)	11.3	3.7	4.8	.316	.288	.667
Stephon Marbury (1995-96)	18.9	3.1	4.6	.457	.370	.738
Travis Best (1991-92)	12.3	2.5	5.7	.449	.386	.735
Kenny Anderson (1989-90)	20.6	5.5	8.1	.515	.410	.733
Mark Price (1982-83)	20.3	3.8	3.3	.435	.440	.877

Miles Stones

Georgia Tech's late-season surge in 2022-23 was amplified by Miles Kelly with the hottest streak of his career, averaging 20.9 points over Tech's last seven ACC games (tournament included) while connecting on 47.7 percent of his field goals and 44.3 percent of his three-point attempts.

Extending the stretch to include this year's ACC games, Kelly has averaged 18.4 points over his last 14 ACC games, hit 45.2 percent from the floor and 41.9 percent from three. Saturday's game against Virginia snapped a streak of 13 straight games in double figures.

KELLY'S LAST 14 ACC GAMES

Opponent	Min	Pts	FG	3FG	FT
Virginia Tech	37:17	15	6-11	3-6	0-0
at Pittsburgh	37:25	24	8-17	6-13	2-2
Louisville	37:40	19	6-11	5-10	2-2
at Syracuse*	38:35	*30	*10-19	*7-14	3-4
at Boston College	33:28	21	7-14	5-11	2-2
vs. Florida State	36:57	21	7-15	4-10	3-3
vs. Pittsburgh	40:00	16	5-13	3-8	3-3
Duke	36:09	16	5-13	2-8	4-4
at Florida State	31:14	20	7-15	3-6	3-5
Boston College	33:48	12	5-10	2-6	0-0
Notre Dame	40:35	25	9-21	7-15	0-1
at Duke	34:43	16	5-11	2-4	4-5
at Clemson	41:41	14	6-16	1-6	1-2
Virginia	30:09	8	3-11	2-7	0-0
Averages	36.4	18.4	45.2%	41.9%	81.8%

*career high

Sturdy Sturdivant

Senior point guard **Kyle Sturdivant** has transitioned from

Offense/Defense Last 8 Years

Source: KenPom.com (Nat'l rank in parentheses)

Year	Tempo	Off. Eff.	Def. Eff.
2023-24	67.7 (200)	111.2 (99)	106.7 (163)
2022-23	66.6 (212)	104.4 (182)	103.9 (149)
2021-22	68.0 (117)	100.4 (225)	99.2 (110)
2020-21	67.3 (223)	113.7 (22)	96.2 (68)
2019-20	70.0 (88)	103.0 (171)	91.8 (16)
2018-19	66.8 (225)	101.7 (228)	96.5 (43)
2017-18	66.1 (227)	103.6 (197)	98.7 (61)
2016-17	68.2 (179)	100.0 (259)	91.0 (6)

starting point guard at the end of last season to back up in his final season as a Yellow Jacket, and continues to provide steady play for the Yellow Jackets at the position.

He is Tech's fifth-leading scorer at 7.8 points per game and has averaged 2.9 assists per game along with a 2.04-1 assist/turnover ratio. He has five double-digit scoring games, including a career-high of 21 to lift the Jackets to a 73-70 win over UMass in the Diamond Head Classic.

Just as key in Tech's Jan. 16 win at Clemson, Sturdivant scored 15 of his 18 points in the second half and overtime, hitting 5-of-5 from the free throw line. He started Tech's rally from nine points down with under two minutes remaining by hitting three free throws after getting fouled on a three-point attempt.

He is Tech's top free throw shooter by percentage at 86.5 percent (32-37).

Sturdivant played the best basketball of his career over Georgia Tech's last 12 games in 2022-23, averaging 12.8 points over the last 12 games, reaching double figures in nine of them. He made 20-of-57 from three-point range (35.1 pct.) over that stretch, and had a 53/19 assist/turnover ratio.

He accomplished Tech's first point/assist double-double in six years when he scored 11 points with 10 assists on Tech's Senior Day (Feb. 25) victory against Louisville. He scored a career-high 20 points to help the Jackets run away with a 96-76 win at Syracuse.

Sturdivant's seven highest scoring games of his career have all come away from home:

- 21 vs. UMass (Diamond Head Classic)
- 20 at Syracuse
- 18 at Clemson
- 18 at Notre Dame
- 17 at Louisville
- 16 at Pittsburgh
- 16 vs. Pittsburgh (ACC Tournament)

Jackets Runner-up in Hawai'i

Georgia Tech came up short in its bid to win an in-season tournament for the first time in 20 years, falling by a 72-64 score against Nevada in the championship game of the Diamond Head Classic in Honolulu, Hawai'i.

The loss snapped a four-game winning streak for Tech, which defeated Massachusetts, 73-70, in the quarterfinals and Hawai'i, 73-68, in the semifinals of the tournament.

Freshman **Baye Ndongo** was voted to the all-tournament team after averaging 18.0 points and 9.3 rebounds over the three games. The 6-9 forward hit 23-of-26 field goal attempts and 8-of-9 free throws.

Senior **Kyle Sturdivant** scored a career-high 21 points to lead the Jackets against UMass, helping Tech erase an 11-point second-half deficit to get the win.

Against Hawai'i, Ndongo posted his second double-double of the season with 22 points and 12 rebounds. Tech led the game by as many as 21 points in the second half, then saw it completely evaporate before holding on in the last four minutes.

Ndongo scored 20 points with eight rebounds in the final

TECH NOTEBOOK

The Last Time a Jacket...

Scored 30 or more points:

Miles Kelly, 30 at Syracuse, 2/28/2023

Led Tech in scoring off the bench:

Kyle Sturdivant, 21 points vs. Massachusetts, 12/21/2023

Grabbed 15 or more rebounds:

Baye Ndongo, 19 vs. Penn State, 12/16/2023

Had 10 or more assists:

Naithan George, 11 vs. Notre Dame, 1/9/2024

Had a point/assist double-double:

Kyle Sturdivant (11 pts/10 ast) vs. Syracuse, 2/25/2023

Had a point/rebound double-double:

Baye Ndongo (11 pts, 10 rebs) at Clemson, 1/16/2024

Had a triple-double:

Ja'von Franklin, 14 pts/15 reb/10 ast at Syracuse, 2/28/2023

Played 40 minutes in regulation:

Lance Terry, Ja'von Franklin vs. Florida State, 3/7/2023

Played every minute of an overtime game:

Jose Alvarado (45 minutes/1 OT) vs. Duke, 3/2/2021

Played every minute of a multiple-OT game:

Matt Harpring (50 minutes/2 OT) vs. North Carolina, 2/9/1998

The Last Time the Jackets...

Scored 100 or more points:

vs. Clayton State (103-53) on 1/23/2022

Scored 100 or more points in regulation:

vs. Clayton State (103-53) on 1/23/2022

Scored 100 or more points in consecutive games:

vs. Jackson State (100-70) on 11/13/2006, Georgia State (103-74) on 11/16/2006

Scored 100 or more points twice in one season:

vs. Cornell (116-81), 11/13/2015, Green Bay (107-77) on 11/19/2015

Allowed 100 or more points:

vs. Georgia State (120-123) on 11/25/2020

Allowed 100 or more points in regulation:

vs. Duke (110-57) on 1/4/2017

Shot 60 percent or better:

.607 (34-56) at Georgia, 11/19/2021

Failed to make a three-point basket:

0-for-12 vs. Virginia, 1/22/2015

Did not allow a three-point basket:

0-for-11 vs. Pittsburgh, 3/5/2016

Failed to make a free throw:

0-for-3 vs. Pittsburgh, 1/14/2023

Grabbed 50 or more rebounds:

55 vs. Alabama A&M, 12/9/2023

Multiple players had a double-double:

Baye Ndongo (18 pts/10 reb) and Kyle Sturdivant (11 pts/10 reb) vs. Boston College, 1/6/2024

Multiple players had 10 or more rebounds:

Baye Ndongo (10) and Kyle Sturdivant (10) vs. Boston College, 1/6/2024

Had 25 or more assists:

25 vs. Penn State, 12/16/2023

Blocked 10 or more shots:

10 at Cincinnati, 11/22/2023

Had 15 or more steals:

15 vs. Florida State, 3/13/2021

Had fewer than 10 turnovers:

9 at Hawaii, 12/22/2023

Had 5 or more players in double-figures in points:

Baye Ndongo (18), Kowacie Reeves, Jr. (17), Miles Kelly (12), Kyle Sturdivant (11), Deebo Coleman (10) vs. Boston College, 1/6/2024

Had 6 players in double-figures in points:

Tristan Maxwell (18), Jalon Moore (15), Kyle Sturdivant (13), Lance Terry (13), Rodney Howard (11), Miles Kelly (10) vs. Alabama State, 12/17/2022

Had two or more players score 20 points:

Lance Terry (24), Miles Kelly (20) vs. Miami, 1/4/2023

Had three or more players score 20 points:

Miles Kelly (30), Lance Terry (24), Kyle Sturdivant (20) at Syracuse, 2/28/2023

Had no player score 10+ points:

Virginia (57-28 loss), 1/22/2015

Allowed no player to score 10+ points:

Hawaii (73-40 win), 12/25/2019

Had no player play 30 minutes:

vs. Massachusetts (73-70 win), 12/21/2023

Won by 30 or more points:

Alabama State (96-60), 12/17/2022

Won by 40 or more points:

Kentucky State (98-50), 1/30/2010

Won by 50 or more points:

Clayton State (103-53), 1/23/2021

Lost by 30 or more points:

at Cincinnati (89-54), 11/22/2023

Played an overtime game:

vs. Penn State (won 82-81), 12/16/2023

Defeated a Top 10 team:

#7/7 Duke (72-68), 12/2/2023

Defeated a Top 25 team:

#7/7 Duke (72-68), 12/2/2023

Defeated a Top 10 team on the road:

#7/7 Syracuse (67-62), 3/4/2014

Defeated a Top 25 team on the road:

#16/15 Virginia Tech (69-53), 2/23/2021

Had a game postponed (subsequently rescheduled and played):

Syracuse, 12/29/2021 (COVID), played on 2/21/2022

Had a game cancelled:

Alabama A&M, 12/23/2021 (COVID)

against Nevada. Tech trailed nearly the entire game, rallying to within a single point twice in the final minutes before the Wolf Pack prevailed behind 30 points from Kenan Blackshear.

Back-to-Back Wins vs. Top-25 Teams

After surrendering 89 points in a road loss at Cincinnati six days earlier, Georgia Tech rebounded with its best defensive performance of the season, holding No. 21 Mississippi State to a season low in points in a 67-59 victory on Nov. 28. They followed that win by defeating No. 7 Duke, 72-68, to open its Atlantic Coast Conference schedule.

Tech won consecutive games against top-25 teams for the first time since the 2020-21 season – Feb. 23 at No. 16 Virginia Tech (69-53) and March 13 vs. No. 15 Florida State (80-75). The Yellow Jackets defeated No. 21 Mississippi State Tuesday night.

The last time Tech played top-25 teams in back-to-back games and beat both was the 2016-17 season – Jan. 25 vs. No. 6 Florida State (78-56) and Jan. 28 vs. No. 14 Notre Dame (62-60).

In each game, the Yellow Jackets held its opponent to its lowest point total of the season. Tech limited the Bulldogs to their lowest offensive efficiency rating of the year (82.5) according to KenPom.com, and Duke to its third lowest (104.9).

Collectively, Tech limited the two teams to 36.2 percent from the floor and 23.9 percent from three-point range.

Tech's offensive efficiency against Duke was the highest the Blue Devils have allowed this season (111.0).

Jackets At-A-Glance

Georgia Tech returns four scholarship players from its 2022-23 team, each of who started the final 10 games of the season, which included seven victories. All of them are perimeter players and were four of the top five scorers from that team - 6-6 junior **Miles Kelly** (14.4 ppg), 6-2 senior **Lance Terry** (10.1 ppg), 6-6 junior **Deebo Coleman** (9.7 ppg) and 6-3 senior **Kyle Sturdivant** (9.5 ppg).

They form the nucleus of a squad to which head coach **Damon Stoudamire** has added a five-player transfer class ranked No. 17 in the nation by 247Sports, and four scholarship freshmen.

Five of the newcomers are guards and wings, including 6-4 sophomore **Amaree Abram** (8.0 ppg at Ole Miss), 6-9 sophomore **Tafara Gapare** (3.4 ppg at Massachusetts), 6-3 freshman **Naithan George** (Toronto, Canada), 6-7 junior **Kowacie Reeves** (8.5 ppg at Florida) and 6-6 freshman **Ibrahim Sacko** (Conakry, Guinea). The Jackets lost just one guard who played significant minutes (**Deivon Smith** transferred to Utah).

Stoudamire totally rebuilt the frontcourt, which lost undersized, but productive 6-7 center **Ja'von Franklin**, by signing 6-7 graduate senior **Tyshaun Claude** (15.4 ppg, 8.6

ppg at Western Carolina) and 6-11 **Ebenezer Dowuona** (1.7 ppg, 1.9 rpg at NC State) out of the transfer portal and adding a pair of freshmen in 6-9 **Baye Ndongo** (Mboro, Senegal) and 6-9 **Ibrahim Souare** (Conakry, Guinea).

General Storylines for 2023-24

- **109th season** - Georgia Tech is playing its 109th season of basketball in 2023-24, having compiled an all-time on-court record of 1,446-1,314 (22 wins and one loss from the 2016-17 and 2017-18 seasons were vacated by the NCAA Committee on Infractions).

- **Tech in the ACC** - Tech is playing its 45th season as a member of the Atlantic Coast Conference, having won the conference championship in 1985, 1990, 1993 and 2021. Prior to that, Tech competed in the Metro Conference for three seasons from 1975-78, was an independent from 1964-75, and was a member of the Southeastern Conference for 32 years from 1932-64, winning one title in 1938.

- Tech has been projected to finish 13th in the ACC standings this season by a vote of the conference's official media panel, the same position in which it finished last season after being projected to finish last. Tech has finished ahead of its media projection six of the last season seasons.

- Tech has a total of nine scholarship newcomers on its roster, five transfers who were judged the 17th best transfer class in the country by 247Sports, and four freshmen.

- Tech's five transfers combined to play in 263 games in their careers, and made 116 starts at their previous schools. They have combined for 19 of a possible 30 starts this season.

- **Kyle Sturdivant**, a transfer himself from USC prior to the 2020-21 season, is the elder statesman on the Tech roster, playing his fourth season. He is the lone player remaining from Tech's 2021 ACC Championship team and has played 95 games (50 starts) in a Tech uniform.

Stoudamire Begins New Chapter for Tech

Damon Stoudamire, well-known throughout the basketball world for his success as a player and coach at the collegiate and professional levels, was named the 15th head coach in Georgia Tech men's basketball history on March 13.

Stoudamire comes to Georgia Tech after most recently serving as an assistant coach of the Boston Celtics, who currently sit atop the NBA's Atlantic Division standings. He was with the Celtics for nearly two seasons (2021-22 and 2022-23), after a successful five-season stint as the head coach at Pacific (2016-21). At Pacific, he was named West Coast Conference Coach of the Year in 2020 after leading the Tigers to a 23-10 record in 2019-20, good for the program's best winning percentage (.697) in 15 years, and a third-place finish in the powerful WCC (behind only national powers Gonzaga and St. Mary's). He also was named the recipient of the Ben Jobe Award, given to the nation's top minority head coach.

Tech All-Time vs. the ACC

Opponent	Overall	in ACC	Tourney	In McCamish Pavilion	In Opponent Current Venue	Current Streak
Boston College	19-13	15-12	1-3	4-2	6-6	Lost 1
Clemson	68-77	40-54	4-1	6-5	10-42	Won 1
Duke	25-78	21-66	3-7	2-5	5-39	Lost 1
Florida State	33-46	23-32	2-2	3-3	8-19	Lost 1
Louisville	15-26	2-10	0-1	2-4	0-5	Won 1
Miami	13-16	11-15	1-1	3-4	4-7	Won 1
North Carolina	27-72	25-58	5-4	1-5	5-27	Lost 3
NC State	44-58	36-44	3-3	2-4	7-11	Lost 1
Notre Dame	13-16	7-14	0-1	7-4	1-10	Lost 1
Pittsburgh	12-8	7-8	0-2	5-2	2-4	Lost 3
Syracuse	8-9	6-6	--	4-2	3-5	Won 1
Virginia	40-48	38-47	5-5	2-6	1-10	Lost 11
Virginia Tech	9-22	7-18	1-3	3-5	2-11	Won 1
Wake Forest	46-42	45-40	0-4	6-1	10-21	Lost 2

TECH NOTEBOOK

Tech in the NBA / G League

Player (years at Tech)	Team
Jose Alvarado (2017-21)	New Orleans Pelicans
James Banks III (2018-20)	Maine Celtics (G League)
Michael Devoe (2018-22)	Salt Lake City Stars (G League)
Derrick Favors (2009-10)	Windy City Bulls (G League)
Josh Okogie (2016-18)	Phoenix Suns
Thaddeus Young (2006-07)	Toronto Raptors

Tech Alumni Elsewhere

Player (years at Tech)	Current/Most Recent Team
Brandon Alston (2017-19)	Batumi (Georgian Superleague)
Alade Aminu (2005-09)	Gigantes de Carolina (Puerto Rican BSN)
Demarco Cox (2014-15)	Quimper (France)
Mouhammad Faye (2006-08)	Promithias (Greece)
Ja'von Franklin (2022-23)	Borac CA (Serbia)
Marcus Georges-Hunt (2012-16)	Kuwait (Kuwait DI)
Trae Golden (2013-14)	Beijing (China)
Abdoulaye Gueye (2014-19)	Sigortam (Turkish BTL)
Josh Heath (2014-17)	Spirou Basket Charleroi (Belgium)
Ben Lammers (2014-18)	Gran Canaria (Spain)
Gani Lawal (2007-10)	Plateros de Fresnillo (Mexico LNBP)
Daniel Miller (2009-14)	Levanga Hokkaido Sapporo (Japan)
Charles Mitchell (2014-16)	Obera (Argentinian La Liga)
Khalid Moore (2018-22)	GS Lavrio AC (Greece)
Zachery Peacock (2006-10)	FOS Provence (France)
Shembari Phillips (2018-20)	Baskets Koblenz (Germany)
Glen Rice, Jr. (2009-12)	Power (Big3)
Robert Sampson (2013-15)	Nhatrang Dolphins (Vietnam)
Avi Schafer (2017-19)	Mikawa Sea Horses (Japan)
Adam Smith (2015-16)	Surne Bilbao Basket (Spain)
Jordan Usher (2019-22)	Perth Wildcats (Australia)
James White (2015-16)	Mauricio Baez (Dominican Republic)
Moses Wright (2017-21)	Shanxi Loongs (China)

Former Tech Players in Coaching

Player (years at Tech)	Current Position
Kenny Anderson (1989-91)	Fisk University HC
Ty Anderson (2006-09)	Wofford AC
Rod Balanis (1990-94)	Howard AC
Anthony Byrd (1981-84)	Knightdale (N.C.) HS HC
Shaun Fein (1999-2001)	Los Angeles Clippers AC
Jarrett Jack (2002-05)	Detroit Pistons AC
Winston Neal (1999-01)	Columbia State (Tenn.) HC
Fred Vinson (1992-94)	New Orleans Pelicans AC
Mfon Udofia (2009-13)	Long Island Nets (G League) HC

Former Tech Coaches in Coaching

Coach (years at Tech)	Current Position
Amir Abdur-Rahim (2011-12)	South Florida HC
Sherman Dillard (1988-94)	Iowa AC
Chad Dollar (2011-16)	Cincinnati AHC
Brian Eskildsen (2022-23)	UC Santa Barbara AC
Bruce Evans (2012-16)	North Florida AC
Tavaras Hardy (2016-18)	Loyola-Maryland HC
Paul Hewitt (2000-11)	Ontario (G League) HC
Chris Kreider (2007-09)	SMU AC
Darryl LaBarrie (2010-11, 2016-18)	Tulane AC
Robert McCullum (2010-11)	Florida A&M HC
Mamadou N'Diaye (2014-16)	Central Florida AC
Billy Schmidt (2011-14)	Chicago Bulls AC
Cliff Warren (2000-05)	SMU AC
Anthony Wilkins (2018-23)	Vanderbilt AC
Charlton Young (2005-09)	Missouri AC

Stoudamire established himself as one of his generation's premier players when he was a three-time all-conference performer, the 1995 Pac 10 co-Player of the Year and a consensus first-team All-American at Arizona, where he played for four seasons from 1991-95. After helping lead the Wildcats to the Final Four as a junior in 1994, he capped his collegiate career by averaging 22.8 points per game, en route to the co-conference Player of the Year and consensus first-team All-America recognition in 1995. He was a finalist for 1995 Wooden Award (National Player of the Year).

At the conclusion of his Arizona career, Stoudamire was the Wildcats' all-time leader in 3-pointers made (272) and ranked second in points (1,849) and fourth in assists (663). He was the only player in Arizona history with two 40-point games.

His amateur career also included helping lead the United States to the gold medal in the 1993 World University Games (where he led the team in assists and steals despite being the youngest player on the roster) and the bronze at the 1994 Goodwill Games.

Tech Signees Nominated for McDonald's All-American Game

Georgia Tech recruits **Jaeden Mustaf** and **Cole Kirouac**, who both signed letters-of-intent to play for the Yellow Jackets in November, have been nominated to play in the McDonald's All-American Game.

Mustaf and Kirouac were on the list, released this week, of more than 700 boys and girls currently playing high school basketball. The top 48 players from that list will participate in an annual all-star games to be played in April at the Toyota Center in Houston.

Mustaf, a 6-4 combo guard whose father Jerrod starred at Maryland in the late 1980s, hails from Bowie, Md., but is attending Overtime Elite in Atlanta for his senior year after attending Carmel Christian Academy in North Carolina last year. Kirouac, a rapidly developing 6-11 big man, is from Cumming, Ga., and attended North Forsyth High School before enrolling at Brewster Academy in Wolfeboro, N.H., for his senior year.

Mustaf is ranked No. 51 overall in the 247Sports composite ranking, and No. 7 at his position. He earned all-state honors last season at Carmel Christian School, leading the Cougars to a 28-4 record and a berth in the state championship game. He averaged 15.9 points, 5.8 rebounds and 3.8 assists. He began his prep career at legendary DeMatha Catholic High School in Hyattsville, Md., where his father attended. There, he averaged 8.5 points, 3.8 rebounds and 2.3 assists as a sophomore. He also enjoyed a standout summer on the Nike EYBL Circuit in 2023 and was named MVP of the 2022 adidas 3SSB 17U Championship.

Ranked No. 30 among centers and No. 181 overall in the 247Sports composite ranking, Kirouac attended North Forsyth High School in Cumming, where he was named honorable mention all-state and also to the 6A Region 8 all-region team for his play throughout the 2022-23 season. Kirouac made the 6A Region 8 all-tournament team for his performance in the postseason, and was selected to play in the Georgia Athletic Coaches Association all-star game after the season. For the 2022-23 season, he averaged 14 points, 10 rebounds and two blocked shots per game. He played AAU ball for the Atlanta Xpress, and finished fifth in rebounding on the UA Next Circuit in 2023 (8.2 rpg).

Three Tech Alumni on NBA Rosters

Since 1982, Georgia Tech has produced 19 first-round NBA draft picks and 46 draft picks overall. A total of 42 Georgia Tech alumni have played in the NBA.

Three former Georgia Tech players played the 2022-23 season in the NBA - **Jose Alvarado** in his second season with the New Orleans Pelicans, **Josh Okogie** in his second season with the Phoenix Suns after playing four years in Minnesota, and **Thaddeus Young**, a 17-year NBA veteran in his second full

Career Games With ...

Led Tech in Points	2023-24	Career
Deebo Coleman	1	5
Tafara Gapare	1	1
Naitthan George	3	3
Miles Kelly	6	18
Baye Ndongo	5	5
Kowacie Reeves, Jr.	3	3
Kyle Sturdivant	1	4
Lance Terry	-	5

Led Tech in Rebounds	2023-24	Career
Tyzhaun Claude	3	3
Miles Kelly	4	4
Baye Ndongo	10	10
Kowacie Reeves, Jr.	2	2

Double-Figure Points	2023-24	Career
Amaree Abram	-	8
Tyzhaun Claude	3	46
Deebo Coleman	4	25
Ebenezer Dowuona	-	3
Tafara Gapare	1	1
Naitthan George	5	5
Miles Kelly	16	44
Carter Murphy	-	13
Baye Ndongo	11	11
Kowacie Reeves, Jr.	10	29
Kyle Sturdivant	6	32
Lance Terry	-	46

20-plus Points	2023-24	Career
Amaree Abram	-	2
Tyzhaun Claude	-	5
Deebo Coleman	1	2
Tafara Gapare	1	1
Naitthan George	1	1
Miles Kelly	5	12
Baye Ndongo	3	3
Kowacie Reeves, Jr.	1	3
Kyle Sturdivant	1	2
Lance Terry	-	6

30-plus Points	2023-24	Career
Miles Kelly	1	1

10-plus Rebounds	2023-24	Career
Tyzhaun Claude	1	18
Miles Kelly	2	2
Baye Ndongo	5	5
Kowacie Reeves, Jr.	1	1

Double-Doubles	2023-24	Career
Tyzhaun Claude	1	18
Miles Kelly	2	2
Baye Ndongo	4	4
Kyle Sturdivant	1	*2

*includes one game points and assists

Tech Among ACG Leaders

All Games	Player	#	Rank
Assist/TO ratio	Naitthan George	2.68	7
	Kyle Sturdivant	2.04	13
Assists per game	Naitthan George	5.0	2
	Baye Ndongo	1.33	9
Blocks per game	Tafara Gapare	1.13	12
	Baye Ndongo	8.7	4
Rebounds per game	Miles Kelly	6.1	16
	Baye Ndongo	2.60	5
Off. reb. per game	Tyzhaun Claude	2.22	11
	Baye Ndongo	6.07	5
Def. reb. per game	Miles Kelly	4.78	13
	Baye Ndongo	.612	3
Field goal pct.	Baye Ndongo		
Minutes per game	Miles Kelly	33:14	8
	Kowacie Reeves, Jr.	32:35	13
Points per game	Miles Kelly	15.1	15

TECH NOTEBOOK

McCamish Pavilion 411

Name: McCamish Pavilion (mc-KAM-ish), named for Atlanta insurance executive Hank McCamish who gave the lead gift for the facility

Capacity: approximately 8,600 (6935 court level, 1665 balcony level)

Cost: \$50 million

Contractor: Whiting-Turner

Architect: Populous

Cremins Court: the court remains named for the former Tech head coach

Alexander Courtyard: located at the Fowler Street entrance, honors the former Tech director of athletics and the history of the former Tech home arena named for him

Grand entrance: 10th and Fowler Streets, foyer includes graphic representations of retired jerseys and Tech's two Final Four appearances

Other entrances: West entrance off Fowler Street (students and media), East entrance from main arena parking (for club patrons)

Features: center-hung scoreboard and video boards, mezzanine fascia ribbon boards, theatrical lighting, primarily chairback seating, club area

Facts and Dates

- 2,500 cubic yards of concrete removed
- 3,000 cubic yards of concrete installed
- 500 tons of new steel installed
- Over 1 mile of new railing installed
- 20,000 gallons of paint used
- 2,000 feet of new mechanical piping
- 2,500 feet of new ductwork
- \$4M in new audio-visual and scoreboards
- 50 TV's throughout the concourse and Callaway Club
- Farthest distance material traveled to site: 4,835 miles
- Shortest distance material traveled to site: 1 mile
- Number of Tech alumni involved in the project: over 100
- Number of days construction took: 520
- Number of 1950's old style Coke bottles found while installing the underground foundations: 11
- Number of new staircases: 13
- Number of new sports lights for the competition floor: Over 300
- 270-degree court view from concourse

Groundbreaking: May 5, 2011

Opening: October, 2012

First public event: Oct. 21, 2012 - Jacket Jam (men's and women's scrimmages)

First men's game: Nov. 9, 2012 vs. Tulane

Head coaches: Brian Gregory of Georgia Tech, Ed Conroy of Tulane

Officiating crew: Karl Hess, Gary Maxwell, Raymond Styons

TV announce crew: Tom Werme, Cory Alexander (ACC Network, syndicated over-the-air iteration)

First Tech points: Marcus Georges-Hunt (2 FT, 18:13, 1st half)

First basket: Tulane's Josh Davis (18:44, 1st half)

Attendance: 8,600 (sellout)

First women's game: Nov. 11, 2012 vs. Tennessee

Tech played 55 seasons in Alexander Memorial Coliseum, compiling a record of 556-194 (.741). Miami was the last team to play Tech there, a game Tech won, and was the first ACC team to play in McCamish Pavilion, which Miami won. For the 2011-12 season, Tech played its home games at Philips Arena and the Arena at Gwinnett.

season with the Toronto Raptors.

Derrick Favors, a 12-year NBA veteran who found himself a free agent at the beginning of the 2022-23 season, is on the roster of the Chicago Bulls' G League team.

Two other former Yellow Jackets played a full season in the G League in 2022-23 and are now with different G League teams - former center James Banks III with the Maine Celtics and Michael Devoe with the JZZ.

Moses Wright, who was on the Dallas Mavericks roster in 2021-22, is back in China for a second season.

Five-Star Player Development

Notable player development successes over the past several seasons include **Josh Okogie**, **Ben Lammers**, **Abdoulaye Gueye**, **James Banks III**, **Jose Alvarado**, **Moses Wright**, **Michael Devoe** and **Jordan Usher**, who maximized their skill sets and their production and are now all playing professionally either in the United States or abroad.

Josh Okogie went from being ranked 11th in the state as a HS senior to a first-round NBA draft pick, and is now in his fifth season in the NBA. Gueye, a 6-9 forward, developed from a project player into an ACC-level contributor, and graduate transfer Brandon Alston had similar statistical numbers at the ACC level as he compiled in two seasons at Lehigh, and both are now playing professionally overseas.

Jose Alvarado, a three-star guard out of Brooklyn, N.Y., who started as a freshman, improved his scoring, shooting and ballhandling every year as a Yellow Jacket, finishing his career with 1,429 points and ranking among the top 10 in Tech history in assists, steals and three-point field goals. He became the ACC's Defensive Player of the Year and a second-team All-ACC choice in 2021, and currently plays for the NBA's New Orleans Pelicans.

Moses Wright, an unheralded and unrated prospect from Raleigh, N.C., became a stalwart in the Tech lineup as a junior and the ACC Player of the Year as a senior. The 6-9 forward was Tech's leading scorer and rebounder on an ACC Championship squad and also made the conference all-defensive team. He was signed to the Los Angeles Clippers G League affiliate as a free agent, then signed a two-way contract with the Dallas Mavericks midway through the 2021-22 season. He played last season in China.

Michael Devoe, a four-star prospect out of Orlando, Fla., came to Tech as a heralded scorer and outside shooter, but developed into a much more rounded player by his senior year, when he led the Jackets in scoring and assists and was the team's third-leading rebounder and second-leading steal artist. As a senior, he was one of only nine players in Division I to average 17.9 points, 4.9 rebounds, 3.1 assists and 1.4 steals. Devoe played the 2022-23 season for the L.A. Clippers' G League team.

Jordan Usher, a four-star prospect from Canton, Ga., who played at Southern California for his first two seasons, started all but one game over two-plus seasons at Tech and was the Jackets' No. 2 scorer in 2021-22. He played his first professional season in 2022-23 in Turkey and is now in Australia.

James Banks III, a 6-10 center, made the ACC's All-Defensive team twice in two years and finished his career No. 8 in blocked shots at Tech. He has played two seasons with the Texas Legends in the G League.

Winning Starts at Home

Georgia Tech has compiled a 128-72 record at home since McCamish Pavilion opened for the 2012-13 season. Tech set a program record for wins at home (17) in 2016-17, including a 7-2 ACC record and two NIT victories.

Tech is 38-33 against ACC teams in the last seven-plus seasons, including a 10-11 mark against ranked opponents, and has an 85-47 overall mark.

Tech is playing its 12th season in McCamish Pavilion,

which was essentially brand new when it opened for the 2012-13 season. The only physical elements of McCamish Pavilion that remain from the venerable Alexander Memorial Coliseum are the roof and the 32 steel ribs that support it.

The capacity of McCamish Pavilion is 8,600, including 1,665 seats in the new balcony level and 6,935 seats in the lower seating bowl. There are no suites, but there is a club area that seats 500. Alexander Memorial Coliseum seated 9,191 spectators in its final configuration.

The most impressive features of McCamish Pavilion are its grand entrance, which fronts 10th and Fowler Streets, the ability for patrons to view the court from the main concourse all the way around, and the theatrical lighting system, which concentrates light on the court while leaving the seating areas dark, modeled after the Staples Center in Los Angeles and Madison Square Garden in New York.

Prior to the opening of McCamish Pavilion, Tech played 55 seasons in Alexander Memorial Coliseum, compiling a record of 556-194 (.741). Miami was the last team to play Tech in Alexander Memorial Coliseum, a game Tech won, and was the first ACC team to play in McCamish Pavilion on Jan. 5, which Miami won. For the 2011-12 season, Tech played its home games at Philips Arena and the Arena at Gwinnett.

Arts and Letters

Beginning with Moe Miller and Lance Storrs in the summer of 2011, every four-year scholarship senior in the Georgia Tech program has graduated, with the exception 2019 senior Ben Lammers, who is playing pro ball overseas and needs to complete one course, and 2021 senior Jose Alvarado, who likewise needs to complete one course.

Eleven different Georgia Tech players have made the ACC All-Academic team since it was established in 2011, with Marcus Georges-Hunt and Tadrir Jackson making it twice.

Tech's men's basketball team has recorded the highest Academic Progress Report scores the last five years since the NCAA began tracking academic performance in 2004-05. The Jackets scored a perfect team single year APR score of 1000 three straight years from 2011-13.

BASKETBALL GRADUATES

2012 - Derek Craig, Nick Foreman

2013 - Mfon Udofia, Pierre Jordan (Master's), Brandon Reed

2014 - Kammeon Holsey, Daniel Miller, Jason Morris

2015 - Robert Sampson

2016 - Marcus George-Hunt, Travis Jorgenson

2017 - Josh Heath, Corey Heyward, Kellen McCormick (Master's), Jodan Price (Master's), Rand Rowland, Quinton Stephens

2018 - Tadrir Jackson, Ben Lammers

2019 - Abdoulaye Gueye, Sylvester Ogbonda, Brandon Alston (Master's)

2020 - Evan Cole

2021 - Shembari Phillips, Malachi Rice, Moses Wright

2022 - Michael Devoe, Khalid Moore, Bubba Parham

Tech's NCAA Tournament History

Georgia Tech has played in the NCAA Tournament 17

TECH NOTEBOOK

times in its history. Sixteen of those appearances have occurred from 1985 to the present, 10 under Bobby Cremins and five under Paul Hewitt.

The most recent was 2021, when the Yellow Jackets won the ACC Championship and earned an automatic bid, then fell 71-60 to Loyola Chicago in the opening round of the Midwest Regional.

That ended an 11-year hiatus from the NCAA Tournament that dated back to 2010, when the Yellow Jackets defeated Oklahoma State in the first round before losing to Ohio State in the round of 32 of the Midwest Regional.

Tech has a record of 23-17 in NCAA Tournament play, highlighted by its 2004 trip to the NCAA title game as well as a Final Four berth in 1990. The Yellow Jackets have reached the NCAA Sweet 16 seven times (1960, 1985, 1986, 1990, 1992, 1996, 2004).

The 2004 and 2005 appearances were Tech's first back-to-back appearances since Bobby Cremins led the Institute to the Big Dance nine straight years from 1985-93.

Georgia Tech has won at least one game in 11 of its 17 previous NCAA Tournament appearances.

Tech's ACC Tournament History

Georgia Tech has played in 43 ACC Tournaments (did not play in 2020 due to NCAA sanctions), and has a 29-39 all-time record in the event. The Yellow Jackets have won four championships, in 1985 (Atlanta), 1990 (Charlotte), 1993 (Charlotte) and 2021 (Greensboro).

Tech has been a runner-up four times (1986, 1996, 2005, 2010). The 1986, 1996 and 2010 runs to the finals occurred in Greensboro. Tech also made the finals in 2005 at the Verizon Center in Washington, D.C.

Tech was 0-2 in the ACC Tournament under coach Dwane Morrison, 15-16 under Bobby Cremins (including all three titles), 9-11 under Paul Hewitt (runner-up in 2005 and 2010), 2-5 under Brian Gregory, and 3-5 under Josh Pastner.

Tech did not play in the 2020 tournament while serving an NCAA postseason ban.

BIO UPDATES

Head Coach Damon Stoudamire • 1st season at Tech

Well-known throughout the basketball world for his success as a player and coach at the collegiate and professional levels, Damon Stoudamire became the 15th head coach in Georgia Tech men's basketball history on March 14, 2023.

Stoudamire comes to Georgia Tech after most recently serving as an assistant coach of the Boston Celtics, who currently sit atop the NBA's Atlantic Division standings. He was with the Celtics for nearly two seasons (2021-22 and 2022-23), after a successful five-season stint as the head coach at Pacific (2016-21). At Pacific, he was named West Coast Conference Coach of the Year in 2020 after leading the Tigers to a 23-10 record in 2019-20, good for the program's best winning percentage (.697) in 15 years, and a third-place finish in the powerful WCC (behind only national powers Gonzaga and St. Mary's). He also was honored with the Ben Jobe Award, given annually to the nation's top minority head coach.

Stoudamire established himself as one of his generation's premier players when he was a three-time all-conference performer, the 1995 Pac 10 co-Player of the Year and a consensus first-team All-American at Arizona, where he played for four seasons from 1991-95. After helping lead the Wildcats to the Final Four as a junior in 1994, he capped his collegiate career by averaging 22.8 points per game, en route to the co-conference Player of the Year and consensus first-team All-America recognition in 1995. He was a finalist for 1995 Wooden Award (National Player of the Year).

At the conclusion of his Arizona career, Stoudamire was the Wildcats' all-time leader in 3-pointers made (272) and ranked second in points (1,849) and fourth in assists (663). He was the only player in Arizona history with two 40-point games.

His amateur career also included helping lead the United States to the gold medal in the 1993 World University Games (where he led the team in assists and steals despite being the youngest player on the roster) and the bronze at the 1994 Goodwill Games.

Stoudamire was selected by the Toronto Raptors with the seventh overall pick in the 1995 NBA Draft and averaged 13.4 points and 6.1 assists per game over the course of a 13-year professional playing career that included stints with the Raptors (1995-98), Portland Trail Blazers (1998-05), Memphis Grizzlies (2005-08) and San Antonio Spurs (2008). He was named the 1996 NBA Rookie of the Year after averaging 19 points and 9.3 assists per game in his first NBA campaign, the first of four straight seasons that he averaged at least 17 points and eight assists per contest.

Following the conclusion of his NBA playing career in 2008, Stoudamire immediately embarked on his coaching career, beginning as director of player development at Rice in 2008-09. He then went on to serve as an assistant coach with the Memphis Grizzlies for two seasons (2009-11), before getting back into the college game with stints as an assistant at Memphis (2011-13), his alma mater Arizona (2013-15) and again at Memphis (2015-16).

After helping lead Memphis and Arizona to four conference championships (two Conference USA titles at Memphis, two Pac-12 crowns at Arizona) and four NCAA Tournament berths (including back-to-back Elite Eight appearances at Arizona) in six seasons, Stoudamire was hired as the head coach at Pacific in 2016. He inherited a program coming off an 8-20 campaign and quickly built it into a WCC contender, highlighted by the 23-10 campaign in 2019-20. The Tigers' 11-5 conference record that season remains their most-ever wins in WCC play. Combined with a 9-9 record in league play in 2017-18, Stoudamire led Pacific to its only two .500-or-better conference records since the Tigers joined the WCC in 2013-14.

After posting a 9-9 overall record during the Covid-shortened 2020-21 season, Stoudamire returned to the NBA as an assistant coach for the Celtics. In his first season in Boston, he helped lead the Celtics to the 2022 NBA Finals. This season, the Celtics stand in first place in the Atlantic Division and in second both in the Eastern Conference and in the NBA's overall league standings. With Boston, he coached a pair of metro-Atlanta natives in Malcolm Brogdon (Norcross, Ga.) and Jaylen Brown (Alpharetta, Ga.).

A Portland, Ore. native, Stoudamire, 50, graduated from Woodrow Wilson High School in 1991 and earned his bachelor's degree from Arizona in 2008. He has a daughter, Kemeco, and two sons, Damon and Brandon.

Stoudamire as a Head Coach

Season	School	Overall	Conference	Postseason
2016-17	Pacific	*11-22	*4-14 / 9th	*on-court record
2017-18	Pacific	14-18	9-9 / t4th	
2018-19	Pacific	14-18	4-12 / 9th	
2019-20	Pacific	23-10	11-5 / t3rd	
2020-21	Pacific	9-9	6-7 / 5th	
at Pacific	5 years	71-77	34-47	
2023-24	Georgia Tech	9-9	2-5	
at Georgia Tech	1st year	9-9	2-5	
CAREER	6th year	80-86	36-52	

Stoudamire Coaching Resume

- Georgia Tech, head coach (2023-present)
- Boston Celtics, assistant coach (2021-23)
- Pacific, head coach (2016-21)
- Memphis, assistant coach (2015-16)
- Arizona, assistant coach (2013-15)
- Rice, director of player development (2008-09)
- Memphis, assistant coach (2011-13)
- Memphis Grizzlies, assistant coach (2009-11)

Honors: All-Pac-10 Conference (1993, 1994, 1995), Pac-10 Co-Player of the Year (1995), Consensus first-team All-American (1995), finalist for the Wooden Award (1995), West Coast Conference Coach of the Year (2020), Ben Jobe Award (2020)

Playing Experience: Lettered four years at Arizona (1991-95), Toronto Raptors (1995-98), Portland Trail Blazers (1998-2005), Memphis Grizzlies (2005-08), San Antonio Spurs (2008)

Coaching Staff

KARL HOBBS

Associate Head Coach • 1st season at Tech

Karl Hobbs, who directed George Washington to three straight NCAA Tournament appearances as a head coach, captured two national titles as an assistant at Connecticut and helped Rutgers to three post-season appearances in his most recent stop, joined the Georgia Tech men's basketball staff as associate head coach in April of 2023.

Hobbs has 36 seasons of Division I coaching experience and 21 post-season appearances on his resume, and comes to The Flats following seven seasons as associate head coach at Rutgers. He helped guide the Scarlet Knights to post-season appearances each of the past three seasons, including back-to-back appearances in the NCAA Tournament in 2021 and 2022, marking the first time RU made the big dance in consecutive seasons since 1976. Hobbs helped Rutgers snap a 30-year NCAA Tournament drought when the Scarlet Knights earned a berth in the 2021 the NCAA Tournament, their first appearance since 1991.

B.J. ELDER

Assistant Coach • 5th season at Tech

A standout member of the Yellow Jackets' 2004 NCAA runner-up team, B.J. Elder joined the men's basketball staff in July of 2019 as associate director of player personnel. He was elevated to assistant coach in December 2023 for the remainder of the 2023-24 season.

A veteran of 10 years in European professional basketball following his stellar Tech career, Elder, 38, came to Tech following three seasons as assistant boys' basketball coach at Clarkston High School. He has served as the basketball staff's liaison with academic services, campus housing and dining, media and marketing, as well as spearheading outreach to former Tech players.

PERSHIN WILLIAMS

Assistant Coach • 1st season at Tech

A former graduate assistant with the Georgia Tech men's basketball program, Pershin Williams joined the Yellow Jackets' men's basketball staff as assistant coach in April of 2023 following four seasons on the bench at Kennesaw State.

Now with 12 years of full-time college coaching experience, Williams helped head coach Amir Abdur-Rahim build the KSU program into a championship team in the Atlantic Sun Conference and an NCAA Tournament team in 2023. KSU went 26-9 last season, 15-3 in the A-Sun, and three Owls earned all-conference recognition after being picked to finish eighth in the pre-season conference poll.

NATE BABCOCK

Assistant Coach • 1st season at Tech

After two seasons as an assistant coach with the Grand Rapids Gold in the G League, Nate Babcock joined the Georgia Tech men's basketball staff as quality control coach in June of 2023. He returns to the collegiate ranks after nine years on the professional level.

Prior to his time in Grand Rapids, the G League affiliate of the Denver Nuggets, Babcock spent seven years in various support roles in the NBA and G League. He joined the Gold after three years as the special assistant to the head coach with the Atlanta Hawks organization where he assisted with player development as well as opponent scouting and game preparation.

BONZI WELLS

Assistant Coach • 1st season at Tech

A 12-year veteran of professional basketball, including 10 in the National Basketball Association, Bonzi Wells joined the Georgia Tech men's basketball staff as an assistant coach in August of 2023. Wells will concentrate his efforts on player development and on-court coaching.

Wells, 46, came to Tech following two seasons as the head coach at Division II LeMoyne-Owen College in Memphis, Tenn., where he led the Magicians to a 34-23 record across his two years, including an 18-11 mark in 2022-23.

BIO UPDATES (see game-by-game stats and career highs in stat pack)**24 • Amaree Abram • G • 6-4 • 195 • So.**

- Name pronounced "uh-MAR-ee"
- Started each of the first four games for Tech this season, averaging 14.0 minutes, 4.7 points, 1.5 assists per game
- Has played in just three games since (8 pts, 4 reb vs. Alabama A&M, scoreless in other two)
- Has hit just 9-of-35 shots from the floor, 4-of-17 from three-point range
- Former four-star guard prospect out of Texas who transferred from Ole Miss following his freshman season, joined the Yellow Jackets in the summer of 2023
- Has three years of eligibility after starting 22 games and averaging 21 minutes as a freshman
- Was invited to participate in training camp for the USA Basketball U19 team that was to compete in the FIBA Men's U19 World Cup, but did not make the cut to the 18 finalists
- Left-handed point guard who was one of the most promising freshman guards in the SEC in 2022-23 with excellent positional size, high-level scoring and passing ability and high intensity on defense
- Saw action in all 33 games for Ole Miss during his first year, starting in 22 games ... Averaged 21.0 minutes per contest ... Recorded 8.0 points, 2.0 rebounds, and 2.0 assists per contest ... Fourth on the team in scoring and second in assists
- Finished second on the team with 39 three pointers made, shooting a team-high 36.4 percent from deep

12 • Tyzhaun Claude • F • 6-7 • 226 • Sr.

- First name pronounced "tie-ZHON" but goes by "Ty" ... Graduate transfer with one year of eligibility at Tech
- Started each of the first four games this season in the post, last 14 off the bench, averaging 16.9 minutes per game
- Tech's eighth-leading scorer (5.2 ppg), third-leading rebounder (5.0 rpg)
- Last 2 games - 7.5 ppg, 6.0 rpg, 3-3 FG, 9-11 FT
- Has hit 50 percent of his shots from the floor, has averaged 2.22 offensive rebounds per game (11th in ACC) ... Has a 18-to-14 assist/turnover ratio
- Averaging 4.3 points (9-15 FG) and 4.0 rebounds in ACC games (17.1 mpg)
- Scored nine points (7-8 FT) with eight rebounds in Jan. 16 win at Clemson, six of his points in OT
- Posted a double-double (10 pts/10 reb) in the season-opener against Georgia Southern and 19 points vs. Howard
- Has taken five rebounds or more in 10 games
- Fell one rebound shy of another double-double with 10 points (4-4 FG) and nine boards against Alabama A&M
- Averaged 6.3 rebounds in three games at the Diamond Head Classic
- Tech's second closest player to 1,000 career points with 885 (Terry has 892, Kelly 883).
- One of the top scorers and rebounders in the Southern Conference in 2022-23, earned third-team all-conference honors for Western Carolina after starting his college career at Morehead State
- Second on the WCU roster with 15.4 points per game and snagged a SoCon-best 8.6 rebounds per game
- His 3.2 offensive boards per contest were also tops in the league while ranking 30th in the NCAA
- In 28 games, finished with double-figure scoring 27 times, including 15 consecutive games to close season ... Has 15 career double-doubles, 11 of them last season at Western Carolina
- Led the Catamounts in blocked shots, and shot 52.3 percent from the floor and 72 percent from the free throw line
- Made the Southern Conference all-tournament team in 2023 after averaging 15.0 points and 8.0 rebounds in two games

3 • Dallan "Deebo" Coleman • G • 6-6 • 210 • Jr.

- Wing guard who has come off the bench to average 7.4 points, tops among Tech reserves, in 22.7 minutes per game
- Averaged 16 ppg in Tech's first three games (15-24 FG, 9-16 3pt FG), but has averaged just 5.7 points (26-72 FG) in the 15 games since
- In ACC games, averaging 6.6 points, 2.1 rebounds, while hitting 47.2 percent from the floor (38.1 pct. on threes) ... Only two turnovers in seven games
- Averaged 6.7 points in three Diamond Head Classic games, including 12 in win vs. UMass and eight vs. Nevada
- Connected on 42.6 percent from the floor this season, 37.1 percent from three-point range (second on the team)
- Taken 70 of his 108 shot attempts from three-point range (connected on 20-of-38 inside the arc, best percentage of his career) ... 175 of 274 attempts last season from three-point range
- Career 36.1-percent shooter from three-point range
- Started a team-high 31 games last season, reaching double-figure points in 14
- Was No. 4 on the Tech stat chart in scoring (9.5 ppg), No. 2 in minutes per game (31.3) and three-point field goals (57-of-175) ... No. 3 in free throws (51-of-74) and No. 4 in three-point percentage (32.6 pct.)
- In ACC games, averaged 9.1 points per game (fourth on team) while hitting 35.9 percent from the floor, 31.6 percent (36-of-114) on threes ... Averaged 13.5 points in two ACC Tournament games while hitting 8-of-20 from the floor and 5-of-13 from three-point range
- Consensus four-star prospect out of high school, rated at No. 48 in the class of 2021 according to the 247Sports Composite rankings (Florida Class 4A Player of the Year as a senior)
- Born and raised in Memphis, Tenn., spent his high school years in Jacksonville, Fla., area, where his father, Ran, is a high school head coach

10 • Ebenezer Dowauna • C • 6-11 • 230 • Sr.

- Last name pronounced "duh-WANNA" ... Goes by "Ebe" (EEE-bee)
- Post player in his fourth collegiate season, but is eligible to take a COVID year if he chooses
- Played in 15 games, averaging 9.6 minutes, and started 10 ... Started five ACC games
- Averaged 1.0 points and 1.3 rebounds in six ACC games (9.7 mpg)
- His play in the post key factor in Tech's back-to-back wins over No. 21 Mississippi State and No. 7 Duke in early December, played 36 total minutes, made a field goal in each game, blocked two shots and grabbed five rebounds
- Former four-star high school prospect in the state of Georgia who played three seasons at NC State before enrolling at Georgia Tech in the summer of 2023
- Played in 61 games, starting 30, over the last two seasons with the Wolfpack
- Averaged 2.6 points and 2.7 rebounds, connecting on 51 percent of his shots from the floor across three seasons
- Helped lift the Wolfpack to a berth in the NIT as a freshman and the NCAA Tournament in 2022-23
- Best season came in 2021-22 when he started 27 games and averaged 4.1 points (55.9 pct. FG) and 4.1 rebounds in 31 games
- Blocked 80 shots over his last two seasons there
- High school teammate of Lance Terry at The Heritage School in Newnan, Ga.

5 • Tafara Gapare • F • 6-9 • 206 • So.

- Name pronounced "tuh-FAR-uh guh-PAR-ee"
- Versatile, athletic and skilled player who can score, rebound, pass and defend multiple positions
- Played in 15 games, starting six, and averaged 15.6 minutes ... Only ACC start came Jan. 13 at Duke (8 points, 2 threes, in 18 minutes)
- Returned from a three-game absence to score 35 points with 11 rebounds in Tech's three games against Georgia, Alabama A&M and Penn State ... Went 13-26 from the floor with three blocks and two steals in 61 total minutes
- Scored career-high 20 points with six boards in 28 minutes in Tech's win over Penn State
- Scored nine points with seven rebounds and four blocks to help Tech defeat Hawaii in the Diamond Head Classic
- Averaging 3.5 points, 1.2 rebounds, 7-19 FG in six ACC games
- Has 17 blocked shots and ranks 12th in the ACC in blocks per game (1.13) despite his limited minutes
- Former four-star-rated recruit from New Zealand who spent his senior year of high school in Connecticut and played his freshman year at Massachusetts
- Enrolled for the summer, 2023 term and has three seasons of eligibility remaining
- Averaged 12.4 minutes per game over 30 games as a freshman at UMass
- Averaged 3.4 points and 2.1 rebounds per game, while shooting 31.2 percent from the field for the Minutemen
- Despite limited playing time, led the team in blocked shots (20) and went to the free throw line 40 times ... Scored a season-high 15 points against Albany
- Spent the 2021-22 year at the South Kent School in Connecticut ... Ranked as the No. 1 player in Connecticut and No. 10 power forward by 247Sports for the Class of 2023

BIO UPDATES (see game-by-game stats and career highs in stat pack)

2 • Naithan George • G • 6-3 • 180 • Fr.

- Point guard from Canada who attended Canyon International Academy in Glendale, Ariz., his last three years of high school ... Class of 2024 prospect who recalifficed to 2023
- First freshman to start at point guard for Tech since Jose Alvarado
- Has started Tech's last 14 games, averaging 28.1 minutes and playing well in Tech's bigger games
- Averaging 9.3 points and 5.0 assists (No. 2 in the ACC) in all games; 10.6 points and 6.7 assists (No. 2 in the ACC) in conference games
- Last three games - 17.1 ppg, 6.9 apg, 18-32 FG, 8-17 3-pt FG ... Scored 10 of his season-high 20 points in the final 22 seconds of regulation and final minute of second OT to lift Tech over Clemson
- Five games of eight or more assists, including season high 11 against Notre Dame, most for a Tech player since 2008
- Averaged 10.7 points and 3.3 assists to help Tech's runner-up finish at the Diamond Head Classic, including a season-high 14 points in semifinal win over Hawaii
- Ranks No. 7 in the ACC in assist/turnover ratio (2.68-1) ... Has a 3.62-1 ratio in ACC games (No. 2)
- Made first career start vs. Mississippi State, scoring 11 points with four rebounds in 32 minutes
- Made his Tech debut at Cincinnati after not playing first three games, scoring eight points and hitting two three-point field goals in 15 minutes (11 in the second half)
- Plays with high energy and has a tremendous work ethic ... Committed to playing both ends of the floor
- Chose Tech over offers from Texas A&M Corpus Christi, Sam Houston State, Seattle
- Averaged 15 points, eight assists and five rebounds per game in 2022-23 at Canyon International Academy, which fields a national team that competes against junior colleges and on The Grind Session prep circuit
- Led to state championships in 2022 and 2023
- Earned all-breakout honors at the Peach Jam playing for the Arizona Unity team, averaging 10 points, 4.8 rebounds and 3.7 assists over six games (27.2 minutes per game)

13 • Miles Kelly • G • 6-6 • 180 • Jr.

- Accurate shooter from long range who also plays some point and has developed into a consistently productive scorer for the Yellow Jackets
- One of two Tech players to start every game this season (Kowacie Reeves, Jr., is the other) and ranks No. 8 in the ACC in minutes
- Currently Tech's top scorer (15.1 ppg, No. 15 in the ACC) and No. 2 rebounder (6.1 rpg) ... Has reached double figures in all but two games
- Has scored 20-plus points five times this season - 25 points against Georgia Southern, 27 vs. Howard, 22 vs. Mississippi State, 20 at Florida State, 25 vs. Notre Dame
- Averaging 15.9 points and 6.4 rebounds in ACC play ... Shooting percentages improved over full-season norms (41.2 percent FG, 36.5 percent 3-point FG, 70.6 percent FT)
- Has hit 35.4 percent of his shots from the floor and 28.0 percent from three-point range ... Struggled with his three-point shot, but is 17-for-44 (38.6 pct.) in Tech's last six games
- Eighth in the ACC on three-point field goals made in conference games (2.71 per game)
- Averaged 10.3 points and 5.3 rebounds in the Diamond Head Classic
- Hit two free throws with 2.1 seconds left to lift Tech to a win over Penn State, and hit two to seal Tech's win over Hawaii in the Diamond Head Classic semifinals
- Much improved at getting to the free throw line, where he has 80 attempts in 17 games to rank No. 3 in the ACC
- Ranks No. 3 in the ACC in shot attempts from the floor, No. 3 in three-point attempts, 11th in free throw attempts
- Sits 17 points away from 900 in his career
- Was Tech's leading scorer in 2022-23 (14.4 ppg) overall and in conference games (14.8 ppg) ... Reached double figures in 25 games total
- Averaged 19.8 points and 3.1 rebounds over Tech's last eight games of 2022-23, hitting 47.7 percent from the floor (53-of-111), 44.3 percent (35-of-79) from three-point range
- Tech's top three-point shooter for the season by volume and No. 2 by percentage (89-of-235, 37.9 pct. overall; 61-of-159, 38.4 pct. in ACC games)
- In ACC games, shot 40.2 percent from the floor, 38.4 percent from three-point range and 93.5 percent from the free throw line
- Led Tech and set a program record for free throw percentage (89.83 pct. on 59 attempts), breaking the previous mark of 88.73 percent set by Anthony Morrow in 2005-06 ... Had a streak of 24 straight FT made at one point in the season
- Has hit three or more triples in a game 24 times in his career (16 times last season, 4 this season)
- Atlanta-area native who spent his senior year of high school at Hargrave Military Academy in Virginia, after prepping at Parkview High School in Lilburn ... Consensus four-star No. 87 in the 247Sports composite rankings

4 • Carter Murphy • G • 6-4 • 205 • Sr.

- Came to Georgia Tech as a graduate transfer after four years at the Air Force Academy, where he graduated with a bachelor's degree in data science and is pursuing a master's degree in operations research at Tech
- Played first-half minutes in Tech's four games against Cincinnati, Mississippi State, Duke, Georgia ... Hit a pair of three-pointers ... Also played three minutes vs. Howard
- Missed last nine games with an ankle injury
- Saw action in 70 games over four seasons at Air Force, making eight starts and averaging 14.3 minutes ... Connected on 46.6 percent of his shots from the floor, 30.7 on threes and 85 percent from the foul line in his Falcons career, and averaged 5.0 points
- Played in 31 games as a senior (two starts) and hit career high marks in every statistical category
- Fourth on team in scoring, averaging 7.2 points per game ... Second on team in shooting at .500 from the field and third in free throw percentage (.829)
- Averaged 15.3 points over the last seven games of the season, reaching double figures in all seven ... Scored career-high 19 points in final game at Mountain West tourney vs. UNLV

11 • Baye Ndongo • F • 6-9 • 214 • Fr.

- Name pronounced "BYE NDONG-go" ... Pronounce the N with no vowel before or after
- Played and started last 15 games after missing the first three with injury ... Excellent defender and rebounder who is difficult to stop around the basket
- Tech's top rebounder at 8.7 per game and No. 2 scorer at 12.9 points per game ... Ranks No. 4 in the ACC in rebound average, No. 5 in offensive rebounds (2.60 per game), No. 3 in field goal percentage (61.2) and No. 9 in blocked shots (1.33 per game)
- No. 2 among freshmen nationally in rebound average and field goal percentage
- Averaging 15.3 points (16th ACC) and 7.6 rebounds (10th) in ACC games ... Has hit 63.4 percent from the floor (4th)
- Has four double-doubles this season (Penn State, Hawai'i, Boston College, Clemson), missed two others by one rebound
- Has scored in double digits in Tech's last 10 games, averaging 15.2 points, 9.5 rebounds, and has hit on 68.8 percent of his field goals (64-of-93)
- Named ACC Rookie of the Week three times this season, most recently after making the all-tournament team at the Diamond Head Classic (18.0 ppg, 9.3 rpg, 23-26 FG, 8-9 FT) ... That included a 22-point, 12-rebound game in the semifinals vs. Hawaii ... Scored 20 with eight boards against Nevada
- Had breakout game Dec. 2 vs. No. 7 Duke with 21 points (9-11 FG), 5 rebounds, 4 blocked shots, 2 assists ... Named ACC Rookie of the Week after that effort
- Notched first career double-double Dec. 16 against Penn State with 12 points and 19 rebounds ... Tied for most rebounds ever by a Tech freshman ... Again named ACC Rookie of the Week for that performance
- Versatile, skilled and athletic forward who was rated a four-star prospect by On3, three-star by Rivals and 247Sports ... Ranked as high as No. 120 by Rivals and No. 23 among power forwards
- Chose the Yellow Jackets over Michigan and Nebraska after originally committing to Rutgers in January
- Has a 7-foot, 2-inch wingspan ... Grew up in a soccer family, but an older sister persuaded him to trying basketball at age 14
- Played the 2022-23 season at Putnam (Conn.) Science Academy, helping lead the team to its fourth national prep school championship in five years (38-3 record in 2022-23)
- Averaged 8.3 points and 4.8 rebounds with three double-doubles, and shot 59.2 percent from inside the three-point arc
- Played for Senegal's U19 team in the U19 World Cup in 2021 ... Averaged 7.6 points, 6.0 rebounds, 1.9 assists, 1.3 steals and 0.9 blocks over seven games

35 • Emmer Nichols • F • 6-6 • 215 • r-Fr.

- Non-scholarship player who joined the Tech program for the fall, 2022 semester ... Redshirted the 2022-23 season
- Played in two games ... Saw the first action of his career Nov. 22 at Cincinnati (two minutes, one rebound)
- Out for season with a broken leg suffered Jan. 19
- Versatile player and left-handed shooter who is skilled in all facets of the game
- No. 42-ranked player in the state of California according to Max Preps
- Played four years at Sacred Heart Preparatory School, serving two years as team captain
- Helped Sacred Heart to a pair of league championships, including a Central Coast Section title in 2021
- As a senior, led SHP to a 25-5 record overall as a senior and 14-0 mark in its league
- Earned second-team Central Coast Section WBAL all-league, first-team all-league in 2020 and 2022 (MVP and defensive player of the year in 2022)

BIO UPDATES (see game-by-game stats and career highs in stat pack)

14 • Kowacie Reeves, Jr. • F • 6-7 • 202 • Jr.

- First name pronounced "ko-WAY-see" ... Answers to "WAY-see"
- One of two Tech players to start every game this season (Miles Kelly is the other) and ranks 13th in the ACC in minutes
- No. 3 on Tech's scoring chart at 11.9 points per game, hitting double digits in 10 of 18 games
- Has connected on 45.1 percent of his shots from the floor, leads the team in three-point rate (41.3 pct.) and is No. 2 in free throw percentage (82.5 pct.)
- No. 3 on the team blocked shots (14) and steals (12)
- Averaging 12.6 points in ACC games, while connecting on 49.2 percent from the floor and 50 percent on threes ... No. 4 in the ACC in three-pointers made in conference games (2.86 per game)
- Averaged 8.3 points and 4.3 rebounds in three games to help Tech reach the championship game of the Diamond Head Classic
- Notched first career double-double against Alabama A&M with 20 points and 10 rebounds ... Was his third career 20-point game
- Tallied 14 points (5-7 FG, 4-5 3pt FG) with four rebounds in his ACC debut vs. Duke ... Scored 15 with five boards vs. Penn State ... Had 18 points with six boards at Florida State ... Had 15 points on five three-pointers at Clemson
- Former four- and five-star-rated recruit from Georgia who played two seasons at Florida before transferring to Georgia Tech
- Enrolled for the summer, 2023 term and has two seasons of eligibility remaining
- Helped lead Florida to appearances in the NIT both of his seasons in Gainesville
- Averaged 7.1 points and 2.1 rebounds in 60 appearances with 17 starts as a Gator, averaging 17.5 minutes per game across two seasons
- Rivals five-star recruit and ESPN and 247 four-star prospect in 2021, rated in the top 30 overall and the No. 6 shooting guard by both Rivals and 247

23 • Ibrahima Sacko • G/F • 6-6 • 225 • Fr.

- Name pronounced "EE-bruh-HEE-muh SOCK-oh"
- Excellent rebounder and defender with high level athleticism who has played in 12 games, averaging 10.4 minutes
- Has scored points in eight of his 12 games, with a season-high of four vs. Alabama A&M
- Grabbed season-high eight rebounds vs. UMass Lowell, averaging 3.0 per game
- One of the top players out of Canada in the class of 2023 ... Rated a top-3 player in the country by Canadian recruiting analyst Josh Millican
- Athletic and physical player who is known for his defensive capabilities and also adept at putting the ball on the floor
- Has a wingspan of 6 feet, 9 inches and a standing reach of 8 feet, 7 inches
- Native of Guinea who came to Canada in 2022 to prep at J. Addison School in Markham, Ontario ... Earned OSBA first-team all-star and defensive player of the year honors after leading the Jaguars to the OSBA semifinals ... Averaged 29 points, 11 rebounds, 4 assists, 2 blocks, 2 steals per game
- Led the Jaguars to the championship of the Beach Ball Classic in Myrtle Beach, S.C., where he was named MVP after averaging 16.5 points, 5 assists, 5 rebounds and 1.5 steals per game
- Was invited to compete in the spring at the Nike Hoops Summit in Portland to compete for the World team against some of the best players in the 2023 class, but did not compete due to injury

33 • Marcos San Miguel • G • 6-4 • 190 • Fr.

- First-year non-scholarship student-athlete from Campbell High School in Smyrna
- Four-year varsity letterwinner in basketball at Campbell High School, serving as team captain three years ... Helped the Spartans to a 17-12 overall record as a senior
- Graduated from Campbell with a 4.77 weighted GPA ... Also served in IB Leadership Core Team, Human Rights Club (Vice President), Interact Service Club, Chess Club, Academic Quiz Bowl, National Honor Society, Spanish Honor Society, Campbell Fellowship
- Gold Scholar at Georgia Tech enrolled in computer science with a minor in Spanish
- Officiates youth basketball in his spare time for East Marietta Basketball, Inc. ... Founded and leads organization called Take a Charge National Fundraising Campaign, in which he seeks donations for each charge he takes in basketball games, originating to raise funds for a friend who suffered a traumatic brain injury playing football, with additional funds directed toward people in need

30 • Ibrahim Souare • F • 6-9 • 214 • Fr.

- Name pronounced "EE-bruh-HEEM SWAR-ay (rhymes with soiree)"
- Power forward prospect from Guinea who was recruited out of Canyon International Academy in Glendale, Ariz.
- Enrolled for fall semester and eligible to play in 2023-24 ... Has not seen action this season
- Measured 7-2 wingspan, 30-inch vertical leap ... Listed at 6-foot-7 for the FIBA 2022 U18 Championship, grown two inches since then
- Averaged 11.7 points, 7.7 rebounds and 1.7 assists for Guinea in the 2022 FIBA U18 African Championship in Madagascar ... Averaged 29.3 minutes over six games

1 • Kyle Sturdivant • G • 6-3 • 195 • Sr.

- Last name pronounced "STIR-de-vunt"
- Playing his fourth season at Tech after transferring from Southern California ... Has been Tech's No. 2 point guard for most of that time, but has started 49 games
- Has played in 130 games in his career, most among the Yellow Jackets, 109 of them in a Tech uniform
- Key off the bench so far as Tech's No. 2 point guard, averaging 7.8 points with six double-digit games
- Averaging five fewer minutes per game than 2022-23 but has accounted for more points and assists per minute and raised his shooting percentages across the board
- Has averaged 2.9 assists while compiling a 2.04-1 assist/turnover ratio ... Has five games of five or more assists
- Averaging 18.7 minutes and connected on 42.3 percent from the floor overall, 34.1 percent on threes
- Averaging 7.3 points and 3.1 assists in ACC games
- Just missed a triple-double against Boston College (11 points, career-high 10 rebounds, nine assists)
- Averaged 10.3 points and 2.0 assists in the Diamond Head Classic, scoring a career-high 21 points in Tech's quarterfinal win over UMass ... Made 6-of-10 from the floor, 8-of-8 from the foul line
- Keyed Tech's win over No. 21 Mississippi State with 12 points (4-7 FG) in 26 minutes ... Scored 18 points, 15 of them in the second half and OT, in win at Clemson
- Reached 800 career points Jan. 20 vs. Virginia
- The seven highest point totals of his career have come away from McCamish Pavilion, including career-best 21 vs. UMass, 18 at Clemson this season
- Averaged 8.6 points per game in 2022-23 (fifth on the team) ... No. 2 on the team in assist average (3.3 per game) and 8th in the ACC in assist/turnover ratio (2.09-1) ... Shot 39.3 percent from the floor and 32.1 percent from distance
- In ACC games, averaged 9.0 points and 3.3 assists per game, hitting 39.3 percent from the floor and 30.3 percent on threes
- Started Tech's last 12 games and played the best basketball of his career over that stretch ... Averaged 12.6 points and reached double digits in nine games ... Connected on 35.1 percent (20-of-57) from three-point range, and compiled a 53-to-19 assist/turnover ratio ... Averaged nearly 33 minutes per game over that stretch
- In the ACC Tournament, averaged 12.5 points and dealt 15 assists against three turnovers
- Started 28 games in 2021-22, including the last 20 ... Averaged 25.2 minutes, 7.6 points (third on Tech's team) and 2.3 assists for the season ... Team-best 73/38 assist/turnover ratio
- Played in every game off the bench his first year at Tech in 2020-21, averaging 3.5 points while posting a solid 27/17 assist/turnover ratio

0 • Lance Terry • G • 6-3 • 198 • Sr.

- Atlanta-area high school product who played three seasons at Gardner-Webb University, then transferred to Georgia Tech and enrolled for the summer term
- Is recovered from a pre-season injury that forced him to miss the first eight games, but has elected to red-shirt and return to action in 2023-24 ... Cleared to practice just before Tech's trip to Hawaii
- Has the most career points (892) of any player on the Tech roster
- No. 2 on the team in scoring at 10.1 points per game in 2022-23 while hitting 42.1 percent of his shots from the floor, 38.8 from three-point range (top percentage on the team) and 81.4 percent from the foul line
- Averaged 11.4 points in ACC games (No. 2 on the team), connecting on 41.3 percent from the floor, a team-high 42.1 from three-point distance and 79.4 percent from the free throw stripe
- Was a key figure both as a starter and a reserve offensively, and his best offensive games occurred in Tech's seven ACC wins (tournament win included) ... Scored a season-high 24 points in the Jackets' Jan. 4 win over No. 12 Miami, 19 in their Feb. 8 win over Notre Dame, 14 vs. Virginia Tech on Feb. 15, 17 vs. Louisville on Feb. 25, 24 at Syracuse on Feb. 28 and 17 at Boston College
- In those seven wins, averaged 17.7 points, connected on 47.3 percent of his field goals, and 52.1 percent of his threes, playing the full 40 minutes in all but the Syracuse game, in which he was subbed out with 56 seconds left when the Jackets emptied the bench
- Missed four straight ACC games (Syracuse on Jan. 21 through Louisville on Feb. 1) with a hamstring injury ... After his return (Tech's last 11 games), averaged 13.3 points per game while hitting 43.4 percent from the floor (53-of-122) and 43.3 percent from behind the arc (26-of-60) ... Scored the game-winning basket on the tip-in at the final horn against Notre Dame
- Scored 41 points in Tech's in back-to-back games against Miami (season-high 24) and Florida State (17) in early January ... Hit 14-of-28 FG, 7-11 3-point FG and 6-of-8 FT, with 11 rebounds, in those two games
- Started 21 of the 29 games he played, including 15 ACC games (regular season plus tournament)
- Had the best turnover rate on the team (1.3 per 40 minutes)
- Thirteen double-figure scoring games altogether in 2022-23, eight in ACC games

2023-24 SEASON STATISTICS AND RESULTS

Game Records

Record	Overall	Home	Away	Neutral
ALL GAMES	9-9	5-4	2-4	2-1
CONFERENCE	2-5	1-3	1-2	0-0
NON-CONFERENCE	7-4	4-1	1-2	2-1

Score by Periods

Team	1st	2nd	OT	TOT
Georgia Tech	605	685	34	1324
Opponents	587	730	37	1354

Team Box Score

No.	Player	Total			3-Point			F-Throw		Rebounds				Other				PTS	AVG			
		GP-GS	MIN	AVG	FG-FGA	FG%	3FG-3FGA	3FG%	FT-FTA	FT%	OFF	DEF	TOT	AVG	PF	DQ	A			TO	BLK	STL
13	KELLY, Miles	18-18	598:11	33.2	91-257	.354	35-125	.280	55-80	.688	24	86	110	6.1	43	1	36	36	5	12	272	15.1
11	NDONGO, Baye	15-15	432:15	28.8	82-134	.612	3-8	.375	26-44	.591	39	91	130	8.7	47	3	15	42	20	15	193	12.9
14	REEVES, Kowacie	18-18	586:37	32.6	74-164	.451	33-80	.413	33-40	.825	18	58	76	4.2	25	0	15	25	14	12	214	11.9
2	GEORGE, Naithan	15-14	420:47	28.1	51-118	.432	15-54	.278	23-37	.622	5	24	29	1.9	24	0	75	28	2	7	140	9.3
1	STURDIVANT, Kyle	18-0	335:49	18.7	47-111	.423	15-44	.341	32-37	.865	5	36	41	2.3	26	0	53	26	0	10	141	7.8
3	COLEMAN, Dallan "Deebo"	18-0	407:51	22.7	46-108	.426	26-70	.371	15-25	.600	18	30	48	2.7	33	0	13	8	5	10	133	7.4
12	CLAUDE, Tyzhaun	18-4	304:04	16.9	32-64	.500	1-7	.143	28-44	.636	40	50	90	5.0	35	1	18	14	6	7	93	5.2
5	GAPARE, Tafara	15-6	227:07	15.1	25-67	.373	7-28	.250	10-17	.588	10	23	33	2.2	25	0	7	10	17	5	67	4.5
24	ABRAM, Amaree	7-4	87:39	12.5	9-35	.257	4-17	.235	6-9	.667	2	15	17	2.4	9	0	10	8	1	1	28	4.0
23	SACKO, Ibrahima	12-1	124:25	10.4	8-18	.444	2-8	.250	1-7	.143	12	19	31	2.6	19	0	2	9	2	7	19	1.6
4	MURPHY, Carter	5-0	25:43	5.1	2-5	.400	2-5	.400	0-0	.000	0	5	5	1.0	4	0	0	0	2	0	6	1.2
10	DOWUONA, Ebenezer	15-10	143:32	9.6	9-18	.500	0-0	.000	0-2	.000	13	8	21	1.4	17	0	2	7	4	1	18	1.2
35	NICHOLS, Emmer	2-0	04:05	2.0	0-0	.000	0-0	.000	0-0	.000	1	3	4	2.0	0	0	0	0	0	0	0	0.0
33	SAN MIGUEL, Marcos	1-0	01:55	1.9	0-2	.000	0-1	.000	0-0	.000	1	0	1	1.0	0	0	0	1	0	0	0	0.0
Team											35	30	65					14				
Total		18	3700		476-1101	.432	143-447	.320	229-342	.670	223	478	701	38.9	307	5	246	228	78	87	1324	73.6
Opponents		18	3700		476-1123	.424	137-433	.316	265-375	.707	205	438	643	35.7	311	4	220	173	63	124	1354	75.2

Team Statistics

	GATECH	OPP
Scoring	1324	1354
Points per game	73.6	75.2
Scoring margin	-1.7	-
Field goals-att	476-1101	476-1123
Field goal pct	.432	.424
3 point fg-att	143-447	137-433
3-point FG pct	.320	.316
3-pt FG made per game	7.9	7.6
Free throws-att	229-342	265-375
Free throw pct	.670	.707
F-Throws made per game	12.7	14.7
Rebounds	701	643
Rebounds per game	38.9	35.7
Rebounding margin	+3.2	-
Assists	246	220
Assists per game	13.7	12.2
Turnovers	228	173
Turnovers per game	12.7	9.6
Turnover margin	-3.1	-
Assist/turnover ratio	1.1	1.3
Steals	87	124
Steals per game	4.8	6.9
Blocks	78	63
Blocks per game	4.3	3.5
Winning streak	0	-
Home win streak	0	-
Attendance	41745	46471
Home games-Avg/Game	9-4638	6-7745
Neutral site-Avg/Game	-	3-7672

Team Results

Date	Opponent		Score	Att.
11/06/2023	Ga. Southern	W	84-62	3414
11/09/2023	Howard	W	88-85	3802
11/14/2023	UMass Lowell	L	71-74	3778
11/22/2023	at Cincinnati	L	54-89	11756
11/28/2023	Mississippi St.	W	67-59	3913
12/02/2023	Duke	W	72-68	7758
12/05/2023	at Georgia	L	62-76	9017
12/09/2023	Alabama A&M	W	70-49	3919
12/16/2023	vs Penn St.	Wot	82-81	12720
12/21/2023	vs Massachusetts	W	73-70	5290
12/22/2023	at Hawaii	W	73-68	4919
12/24/2023	vs Nevada	L	64-72	5005
01/03/2024	at Florida St.	L	71-82	4248
01/06/2024	Boston College	L	87-95	5052
01/09/2024	Notre Dame	Lot	68-75	3729
01/13/2024	at Duke	L	79-84	9314
01/16/2024	at Clemson	Wot2	93-90	7217
01/20/2024	Virginia	L	66-75	6380

2023-24 SEASON STATISTICS AND RESULTS - ACC ONLY

Game Records

Record	Overall	Home	Away	Neutral
ALL GAMES	2-5	1-3	1-2	0-0
CONFERENCE	2-5	1-3	1-2	0-0
NON-CONFERENCE	0-0	0-0	0-0	0-0

Score by Periods

Team	1st	2nd	OT	TOT
Georgia Tech	232	280	24	536
Opponents	236	305	28	569

Team Box Score

No.	Player				Total		3-Point		F-Throw		Rebounds											
		GP-GS	MIN	AVG	FG-FGA	FG%	3FG-3FGA	3FG%	FT-FTA	FT%	OFF	DEF	TOT	AVG	PF	DQ	A	TO	BLK	STL	PTS	AVG
13	KELLY, Miles	7-7	248:19	35.5	40-97	.412	19-52	.365	12-17	.706	5	40	45	6.4	22	1	12	16	3	2	111	15.9
11	NDONGO, Baye	7-7	227:15	32.5	45-71	.634	3-6	.500	14-27	.519	11	42	53	7.6	24	2	7	21	9	7	107	15.3
14	REEVES, Kowacie	7-7	244:55	35.0	32-65	.492	20-40	.500	4-6	.667	5	18	23	3.3	12	0	6	9	4	6	88	12.6
2	GEORGE, Naithan	7-7	203:51	29.1	27-60	.450	9-31	.290	11-18	.611	1	9	10	1.4	11	0	47	13	1	4	74	10.6
1	STURDIVANT, Kyle	7-0	135:23	19.3	14-38	.368	8-25	.320	15-17	.882	2	16	18	2.6	9	0	22	7	0	3	51	7.3
3	COLEMAN, Dallan "Deebo"	7-0	147:06	21.0	17-36	.472	8-21	.381	4-7	.571	6	9	15	2.1	11	0	3	2	2	5	46	6.6
12	CLAUDE, Tyzhaun	7-0	119:43	17.1	9-15	.600	0-1	.000	12-14	.857	12	16	28	4.0	10	0	6	3	3	2	30	4.3
5	GAPARE, Tafara	6-1	72:39	12.1	7-19	.368	3-12	.250	4-6	.667	1	6	7	1.2	6	0	4	3	4	1	21	3.5
10	DOWUONA, Ebenezer	6-5	58:17	9.7	3-7	.429	0-0	.000	0-0	.000	4	4	8	1.3	7	0	0	2	1	0	6	1.0
23	SACKO, Ibrahima	3-1	12:08	4.0	1-2	.500	0-1	.000	0-0	.000	0	1	1	0.3	4	0	0	1	1	0	2	0.7
24	ABRAM, Amaree	1-0	03:31	3.5	0-1	.000	0-0	.000	0-0	.000	0	1	1	1.0	1	0	1	0	0	0	0	0.0
4	MURPHY, Carter	1-0	01:54	1.9	0-0	.000	0-0	.000	0-0	.000	0	0	0	0.0	0	0	0	0	0	0	0	0.0
Team											11	9	20					5				
Total		7	1475		195-411	.474	70-189	.370	76-112	.679	58	171	229	32.7	117	3	108	82	28	30	536	76.6
Opponents		7	1475		201-437	.460	55-145	.379	112-153	.732	82	167	249	35.6	110	1	104	63	22	39	569	81.3

Team Statistics

	GATECH	OPP
Scoring	536	569
Points per game	76.6	81.3
Scoring margin	-4.7	-
Field goals-att	195-411	201-437
Field goal pct	.474	.460
3 point fg-att	70-189	55-145
3-point FG pct	.370	.379
3-pt FG made per game	10.0	7.9
Free throws-att	76-112	112-153
Free throw pct	.679	.732
F-Throws made per game	10.9	16.0
Rebounds	229	249
Rebounds per game	32.7	35.6
Rebounding margin	-2.9	-
Assists	108	104
Assists per game	15.4	14.9
Turnovers	82	63
Turnovers per game	11.7	9.0
Turnover margin	-2.7	-
Assist/turnover ratio	1.3	1.7
Steals	30	39
Steals per game	4.3	5.6
Blocks	28	22
Blocks per game	4.0	3.1
Winning streak	0	-
Home win streak	0	-
Attendance	22919	20779
Home games-Avg/Game	4-5730	3-6926
Neutral site-Avg/Game	-	0-0

Team Results

Date	Opponent		Score	Att.
12/02/2023	Duke	W	72-68	7758
01/03/2024	at Florida St.	L	71-82	4248
01/06/2024	Boston College	L	87-95	5052
01/09/2024	Notre Dame	Lot	68-75	3729
01/13/2024	at Duke	L	79-84	9314
01/16/2024	at Clemson	Wot2	93-90	7217
01/20/2024	Virginia	L	66-75	6380

GAME NOTES



2023-24 Georgia Tech Men's Basketball Combined Team Statistics All games

Game Records

Record	Overall	Home	Away	Neutral
ALL GAMES	9-9	5-4	2-4	2-1
CONFERENCE	2-5	1-3	1-2	0-0
NON-CONFERENCE	7-4	4-1	1-2	2-1

Score by Periods

Team	1st	2nd	OT	TOT
Georgia Tech	605	685	34	1324
Opponents	587	730	37	1354

Team Box Score

No.	Player				Total			3-Point			F-Throw		Rebounds									
		GP-GS	MIN	AVG	FG-FGA	FG%	3FG-3FGA	3FG%	FT-FTA	FT%	OFF	DEF	TOT	AVG	PF	DQ	A	TO	BLK	STL	PTS	AVG
13	KELLY, Miles	18-18	598:11	33.2	91-257	.354	35-125	.280	55-80	.688	24	86	110	6.1	43	1	36	36	5	12	272	15.1
11	NDONGO, Baye	15-15	432:15	28.8	82-134	.612	3-8	.375	26-44	.591	39	91	130	8.7	47	3	15	42	20	15	193	12.9
14	REEVES, Kowacie	18-18	586:37	32.6	74-164	.451	33-80	.413	33-40	.825	18	58	76	4.2	25	0	15	25	14	12	214	11.9
2	GEORGE, Naithan	15-14	420:47	28.1	51-118	.432	15-54	.278	23-37	.622	5	24	29	1.9	24	0	75	28	2	7	140	9.3
1	STURDIVANT, Kyle	18-0	335:49	18.7	47-111	.423	15-44	.341	32-37	.865	5	36	41	2.3	26	0	53	26	0	10	141	7.8
3	COLEMAN, Dallan "Deebo"	18-0	407:51	22.7	46-108	.426	26-70	.371	15-25	.600	18	30	48	2.7	33	0	13	8	5	10	133	7.4
12	CLAUDE, Tyzhaun	18-4	304:04	16.9	32-64	.500	1-7	.143	28-44	.636	40	50	90	5.0	35	1	18	14	6	7	93	5.2
5	GAPARE, Tafara	15-6	227:07	15.1	25-67	.373	7-28	.250	10-17	.588	10	23	33	2.2	25	0	7	10	17	5	67	4.5
24	ABRAM, Amaree	7-4	87:39	12.5	9-35	.257	4-17	.235	6-9	.667	2	15	17	2.4	9	0	10	8	1	1	28	4.0
23	SACKO, Ibrahim	12-1	124:25	10.4	8-18	.444	2-8	.250	1-7	.143	12	19	31	2.6	19	0	2	9	2	7	19	1.6
4	MURPHY, Carter	5-0	25:43	5.1	2-5	.400	2-5	.400	0-0	.000	0	5	5	1.0	4	0	0	0	2	0	6	1.2
10	DOWUONA, Ebenezer	15-10	143:32	9.6	9-18	.500	0-0	.000	0-2	.000	13	8	21	1.4	17	0	2	7	4	1	18	1.2
35	NICHOLS, Emmer	2-0	04:05	2.0	0-0	.000	0-0	.000	0-0	.000	1	3	4	2.0	0	0	0	0	0	0	0	0.0
33	SAN MIGUEL, Marcos	1-0	01:55	1.9	0-2	.000	0-1	.000	0-0	.000	1	0	1	1.0	0	0	0	1	0	0	0	0.0
Team											35	30	65					14				
Total		18	3700		476-1101	.432	143-447	.320	229-342	.670	223	478	701	38.9	307	5	246	228	78	87	1324	73.6
Opponents		18	3700		476-1123	.424	137-433	.316	265-375	.707	205	438	643	35.7	311	4	220	173	63	124	1354	75.2

Team Statistics

	GATECH	OPP
Scoring	1324	1354
Points per game	73.6	75.2
Scoring margin	-1.7	-
Field goals-att	476-1101	476-1123
Field goal pct	.432	.424
3 point fg-att	143-447	137-433
3-point FG pct	.320	.316
3-pt FG made per game	7.9	7.6
Free throws-att	229-342	265-375
Free throw pct	.670	.707
F-Throws made per game	12.7	14.7
Rebounds	701	643
Rebounds per game	38.9	35.7
Rebounding margin	+3.2	-
Assists	246	220
Assists per game	13.7	12.2
Turnovers	228	173
Turnovers per game	12.7	9.6
Turnover margin	-3.1	-
Assist/turnover ratio	1.1	1.3
Steals	87	124
Steals per game	4.8	6.9
Blocks	78	63
Blocks per game	4.3	3.5
Winning streak	0	-
Home win streak	0	-
Attendance	41745	46471
Home games-Avg/Game	9-4638	6-7745
Neutral site-Avg/Game	-	3-7672

Team Results

Date	Opponent		Score	Att.
11/06/2023	Ga. Southern	W	84-62	3414
11/09/2023	Howard	W	88-85	3802
11/14/2023	UMass Lowell	L	71-74	3778
11/22/2023	at Cincinnati	L	54-89	11756
11/28/2023	Mississippi St.	W	67-59	3913
12/02/2023	Duke	W	72-68	7758
12/05/2023	at Georgia	L	62-76	9017
12/09/2023	Alabama A&M	W	70-49	3919
12/16/2023	vs Penn St.	Wot	82-81	12720
12/21/2023	vs Massachusetts	W	73-70	5290
12/22/2023	at Hawaii	W	73-68	4919
12/24/2023	vs Nevada	L	64-72	5005
01/03/2024	at Florida St.	L	71-82	4248
01/06/2024	Boston College	L	87-95	5052
01/09/2024	Notre Dame	Lot	68-75	3729
01/13/2024	at Duke	L	79-84	9314
01/16/2024	at Clemson	Wot2	93-90	7217
01/20/2024	Virginia	L	66-75	6380



2023-24 Georgia Tech Men's Basketball Combined Team Statistics In Conference games

Game Records

Record	Overall	Home	Away	Neutral
ALL GAMES	2-5	1-3	1-2	0-0
CONFERENCE	2-5	1-3	1-2	0-0
NON-CONFERENCE	0-0	0-0	0-0	0-0

Score by Periods

Team	1st	2nd	OT	TOT
Georgia Tech	232	280	24	536
Opponents	236	305	28	569

Team Box Score

No.	Player	Total			3-Point		F-Throw		Rebounds				PF DQ A			TO BLK STL			PTS		AVG	
		GP-GS	MIN	AVG	FG-FGA	FG%	3FG-3FGA	3FG%	FT-FTA	FT%	OFF	DEF	TOT	AVG	PF	DQ	A	TO	BLK	STL		PTS
13	KELLY, Miles	7-7	248:19	35.5	40-97	.412	19-52	.365	12-17	.706	5	40	45	6.4	22	1	12	16	3	2	111	15.9
11	NDONGO, Baye	7-7	227:15	32.5	45-71	.634	3-6	.500	14-27	.519	11	42	53	7.6	24	2	7	21	9	7	107	15.3
14	REEVES, Kowacie	7-7	244:55	35.0	32-65	.492	20-40	.500	4-6	.667	5	18	23	3.3	12	0	6	9	4	6	88	12.6
2	GEORGE, Naithan	7-7	203:51	29.1	27-60	.450	9-31	.290	11-18	.611	1	9	10	1.4	11	0	47	13	1	4	74	10.6
1	STURDIVANT, Kyle	7-0	135:23	19.3	14-38	.368	8-25	.320	15-17	.882	2	16	18	2.6	9	0	22	7	0	3	51	7.3
3	COLEMAN, Dallan "Deebo"	7-0	147:06	21.0	17-36	.472	8-21	.381	4-7	.571	6	9	15	2.1	11	0	3	2	2	5	46	6.6
12	CLAUDE, Tyzhaun	7-0	119:43	17.1	9-15	.600	0-1	.000	12-14	.857	12	16	28	4.0	10	0	6	3	3	2	30	4.3
5	GAPARE, Tafara	6-1	72:39	12.1	7-19	.368	3-12	.250	4-6	.667	1	6	7	1.2	6	0	4	3	4	1	21	3.5
10	DOWUONA, Ebenezer	6-5	58:17	9.7	3-7	.429	0-0	.000	0-0	.000	4	4	8	1.3	7	0	0	2	1	0	6	1.0
23	SACKO, Ibrahima	3-1	12:08	4.0	1-2	.500	0-1	.000	0-0	.000	0	1	1	0.3	4	0	0	1	1	0	2	0.7
24	ABRAM, Amaree	1-0	03:31	3.5	0-1	.000	0-0	.000	0-0	.000	0	1	1	1.0	1	0	1	0	0	0	0	0.0
4	MURPHY, Carter	1-0	01:54	1.9	0-0	.000	0-0	.000	0-0	.000	0	0	0	0.0	0	0	0	0	0	0	0	0.0
Team											11	9	20					5				
Total		7	1475		195-411	.474	70-189	.370	76-112	.679	58	171	229	32.7	117	3	108	82	28	30	536	76.6
Opponents		7	1475		201-437	.460	55-145	.379	112-153	.732	82	167	249	35.6	110	1	104	63	22	39	569	81.3

Team Statistics

	GATECH	OPP
Scoring	536	569
Points per game	76.6	81.3
Scoring margin	-4.7	-
Field goals-att	195-411	201-437
Field goal pct	.474	.460
3 point fg-att	70-189	55-145
3-point FG pct	.370	.379
3-pt FG made per game	10.0	7.9
Free throws-att	76-112	112-153
Free throw pct	.679	.732
F-Throws made per game	10.9	16.0
Rebounds	229	249
Rebounds per game	32.7	35.6
Rebounding margin	-2.9	-
Assists	108	104
Assists per game	15.4	14.9
Turnovers	82	63
Turnovers per game	11.7	9.0
Turnover margin	-2.7	-
Assist/turnover ratio	1.3	1.7
Steals	30	39
Steals per game	4.3	5.6
Blocks	28	22
Blocks per game	4.0	3.1
Winning streak	0	-
Home win streak	0	-
Attendance	22919	20779
Home games-Avg/Game	4-5730	3-6926
Neutral site-Avg/Game	-	0-0

Team Results

Date	Opponent		Score	Att.
12/02/2023	Duke	W	72-68	7758
01/03/2024	at Florida St.	L	71-82	4248
01/06/2024	Boston College	L	87-95	5052
01/09/2024	Notre Dame	Lot	68-75	3729
01/13/2024	at Duke	L	79-84	9314
01/16/2024	at Clemson	Wot2	93-90	7217
01/20/2024	Virginia	L	66-75	6380



**2023-24 Georgia Tech Men's Basketball
Points-rebounds-assists
All games**

Opponent	Date	Score		1	2	3	4	5	10	11	12	13	14	23
				STURDIVANT	GEORGE,NAI	COLEMAN,DA	MURPHY,CAR	GAPARE,TAF	DOWUONA,EB	NDONGO,BAY	CLAUDE,TYZ	KELLY,MILE	REEVES,KOW	SACKO,IBRA
Ga. Southern	11/06/2023	84-62	W	8-4-6	DNP	17-0-0	DNP	2-1-0	2-4-0	DNP	10-10-3	25-5-3	15-3-3	0-4-0
Howard	11/09/2023	88-85	W	11-2-2	DNP	7-4-0	0-0-0	0-2-0	2-1-0	DNP	19-6-3	27-6-2	15-7-2	1-3-0
UMass Lowell	11/14/2023	71-74	L	12-0-5	DNP	24-5-1	DNP	0-3-1	2-1-0	DNP	9-9-1	11-8-1	4-3-0	2-8-1
at Cincinnati	11/22/2023	54-89	L	2-1-4	8-1-0	0-1-0	3-4-0	DNP	0-0-1	8-8-0	2-2-0	12-2-1	14-3-1	3-3-0
Mississippi St.	11/28/2023	67-59	W	12-3-0	11-4-1	6-4-2	3-1-0	DNP	2-2-0	2-6-3	1-1-0	22-12-1	6-6-1	2-3-0
Duke	12/02/2023	72-68	W	6-0-4	2-1-9	5-3-1	0-0-0	DNP	2-3-0	21-5-2	4-8-1	16-7-2	14-4-0	2-0-0
at Georgia	12/05/2023	62-76	L	3-0-3	5-5-1	8-4-2	0-0-0	7-2-0	0-1-0	8-11-3	5-4-1	12-7-4	12-3-0	2-3-1
Alabama A&M	12/09/2023	70-49	W	3-4-2	2-3-8	0-1-1	DNP	8-3-1	2-1-0	2-5-0	10-9-2	11-4-0	20-10-1	4-3-0
vs Penn St.	12/16/2023	82-81	Wot	8-2-3	8-1-8	5-5-3	DNP	20-6-0	2-3-1	12-19-1	2-2-1	10-5-6	15-5-0	DNP
vs Massachusetts	12/21/2023	73-70	W	21-3-0	9-2-5	12-2-0	DNP	0-0-1	0-0-0	12-8-0	0-9-0	7-6-0	9-4-1	3-3-0
at Hawaii	12/22/2023	73-68	W	5-3-5	14-2-3	0-4-0	DNP	9-7-0	DNP	22-12-0	2-5-0	14-5-3	7-5-0	DNP
vs Nevada	12/24/2023	64-72	L	5-1-1	9-1-2	8-3-1	DNP	0-2-0	DNP	20-8-1	3-5-1	10-5-3	9-4-0	0-0-0
at Florida St.	01/03/2024	71-82	L	5-1-5	7-4-3	7-2-0	DNP	2-0-1	7-4-3	DNP	10-9-0	2-0-0	20-6-0	18-6-2
Boston College	01/06/2024	87-95	L	11-10-9	4-0-4	10-1-1	DNP	8-1-0	2-2-0	18-10-1	5-1-0	12-3-1	17-2-0	DNP
Notre Dame	01/09/2024	68-75	Lot	0-1-1	9-2-11	5-3-1	DNP	0-1-0	2-2-0	16-9-2	2-2-0	25-7-3	9-4-2	DNP
at Duke	01/13/2024	79-84	L	3-1-1	17-2-5	8-4-0	DNP	8-0-1	0-0-0	16-5-1	2-5-2	16-11-4	9-4-2	DNP
at Clemson	01/16/2024	93-90	Wot2	18-1-2	20-0-6	6-0-0	DNP	0-4-1	0-1-0	11-10-1	9-8-2	14-6-1	15-0-0	DNP
Virginia	01/20/2024	66-75	L	8-4-0	15-1-9	5-2-0	DNP	3-1-1	0-0-0	15-5-0	6-4-1	8-5-1	6-3-0	0-1-0

Opponent	Date	Score		24	33	35
				ABRAM,AMAR	SAN MIGUEL	NICHOLS,EM
Ga. Southern	11/06/2023	84-62	W	5-2-2	DNP	DNP
Howard	11/09/2023	88-85	W	6-4-3	DNP	DNP
UMass Lowell	11/14/2023	71-74	L	7-2-1	DNP	DNP
at Cincinnati	11/22/2023	54-89	L	2-4-1	DNP	0-1-0
Mississippi St.	11/28/2023	67-59	W	DNP	DNP	DNP
Duke	12/02/2023	72-68	W	DNP	DNP	DNP
at Georgia	12/05/2023	62-76	L	DNP	DNP	DNP
Alabama A&M	12/09/2023	70-49	W	8-4-0	0-1-0	0-3-0
vs Penn St.	12/16/2023	82-81	Wot	0-0-2	DNP	DNP
vs Massachusetts	12/21/2023	73-70	W	DNP	DNP	DNP
at Hawaii	12/22/2023	73-68	W	DNP	DNP	DNP
vs Nevada	12/24/2023	64-72	L	DNP	DNP	DNP
at Florida St.	01/03/2024	71-82	L	DNP	DNP	DNP
Boston College	01/06/2024	87-95	L	DNP	DNP	DNP
Notre Dame	01/09/2024	68-75	Lot	DNP	DNP	DNP
at Duke	01/13/2024	79-84	L	0-1-1	DNP	DNP
at Clemson	01/16/2024	93-90	Wot2	DNP	DNP	DNP
Virginia	01/20/2024	66-75	L	DNP	DNP	DNP



**2023-24 Georgia Tech Men's Basketball
Team Game-by-Game
All games**

Opponent	Date	Score		Total		3-Pointers		Free throws		Rebounds											
				FG-FGA	PCT	3FG-3FGA	PCT	FT-FTA	PCT	OFF	DEF	TOT	AVG	PF	A	TO	BLK	STL	PTS	AVG	
Ga. Southern	11/06/2023	84-62	W	27-60	.450	13-29	.448	17-27	.630	15	22	37	37.0	16	17	13	4	10	84	84.0	
Howard	11/09/2023	88-85	W	34-77	.442	4-18	.222	16-27	.593	22	21	43	40.0	19	12	7	3	6	88	86.0	
UMass Lowell	11/14/2023	71-74	L	26-70	.371	6-30	.200	13-23	.565	18	26	44	41.3	22	11	11	6	5	71	81.0	
at Cincinnati	11/22/2023	54-89	L	17-49	.347	5-17	.294	15-19	.789	7	25	32	39.0	16	8	19	10	4	54	74.3	
Mississippi St.	11/28/2023	67-59	W	21-61	.344	8-27	.296	17-23	.739	12	33	45	40.2	20	8	12	5	7	67	72.8	
Duke	12/02/2023	72-68	W	27-53	.509	7-23	.304	11-13	.846	6	27	33	39.0	12	19	12	8	1	72	72.7	
at Georgia	12/05/2023	62-76	L	24-75	.320	8-27	.296	6-13	.462	17	26	43	39.6	18	15	8	5	7	62	71.1	
Alabama A&M	12/09/2023	70-49	W	24-56	.429	8-28	.286	14-22	.636	19	36	55	41.5	14	15	20	2	3	70	71.0	
vs Penn St.	12/16/2023	82-81	Wot	32-71	.451	5-22	.227	13-19	.684	20	34	54	42.9	16	25	17	5	3	82	72.2	
vs Massachusetts	12/21/2023	73-70	W	25-51	.490	5-17	.294	18-21	.857	10	32	42	42.8	16	7	21	5	6	73	72.3	
at Hawaii	12/22/2023	73-68	W	29-63	.460	5-17	.294	10-15	.667	15	31	46	43.1	17	11	9	4	2	73	72.4	
vs Nevada	12/24/2023	64-72	L	22-57	.386	6-26	.231	14-21	.667	10	21	31	42.1	16	9	9	1	4	64	71.7	
at Florida St.	01/03/2024	71-82	L	25-59	.424	7-26	.269	14-26	.538	9	22	31	41.2	18	11	10	2	4	71	71.6	
Boston College	01/06/2024	87-95	L	32-59	.542	10-23	.435	13-19	.684	11	25	36	40.9	15	16	11	2	3	87	72.7	
Notre Dame	01/09/2024	68-75	Lot	27-72	.375	11-35	.314	3-7	.429	10	23	33	40.3	16	20	10	2	10	68	72.4	
at Duke	01/13/2024	79-84	L	30-55	.545	11-20	.550	8-12	.667	5	29	34	39.9	21	17	14	8	3	79	72.8	
at Clemson	01/16/2024	93-90	Wot2	31-62	.500	15-35	.429	16-20	.800	9	24	33	39.5	22	13	12	4	5	93	74.0	
Virginia	01/20/2024	66-75	L	23-51	.451	9-27	.333	11-15	.733	8	21	29	38.9	13	12	13	2	4	66	73.6	
Total		1324		476-1101	.432	143-447	.320	229-342	.670	223	478	701	38.9	307	246	228	78	87	1324	73.6	
Opponents		1354		476-1123	.424	137-433	.316	265-375	.707	205	438	643	35.7	311	220	173	63	124	1354	75.2	

Georgia Tech Averages

Games Played	Points/game	FG Pct	3FG Pct	FT Pct	Rebounds/game	Assists/game	Turnovers/game	Assist/Turnover ratio	Steals/game	Blocks/game
18	73.6	43.2	32.0	67.0	38.9	13.7	12.7	1.1	4.8	4.3



**2023-24 Georgia Tech Men's Basketball
Opponents Game-by-Game
All games**

Opponent	Date	Score		Total		3-Pointers		Free throws		Rebounds										
				FG-FGA	PCT	3FG-3FGA	PCT	FT-FTA	PCT	OFF	DEF	TOT	AVG	PF	A	TO	BLK	STL	PTS	AVG
Ga. Southern	11/06/2023	84-62	W	23-57	.404	6-22	.273	10-13	.769	11	22	33	33.0	23	6	18	2	5	62	62.0
Howard	11/09/2023	88-85	W	30-60	.500	6-21	.286	19-28	.679	11	26	37	35.0	19	11	14	6	5	85	73.5
UMass Lowell	11/14/2023	71-74	L	28-67	.418	2-15	.133	16-19	.842	13	29	42	37.3	19	12	10	6	7	74	73.7
at Cincinnati	11/22/2023	54-89	L	29-62	.468	14-35	.400	17-24	.708	8	26	34	36.5	15	17	6	4	7	89	77.5
Mississippi St.	11/28/2023	67-59	W	20-65	.308	7-30	.233	12-16	.750	14	29	43	37.8	19	5	13	2	8	59	73.8
Duke	12/02/2023	72-68	W	26-62	.419	4-16	.250	12-20	.600	13	20	33	37.0	15	12	6	6	8	68	72.8
at Georgia	12/05/2023	62-76	L	26-65	.400	10-33	.303	14-21	.667	13	37	50	38.9	14	14	9	4	4	76	73.3
Alabama A&M	12/09/2023	70-49	W	16-58	.276	2-20	.100	15-20	.750	9	19	28	37.5	20	4	7	4	12	49	70.3
vs Penn St.	12/16/2023	82-81	Wot	29-74	.392	12-33	.364	11-17	.647	14	18	32	36.9	18	15	6	3	13	81	71.4
vs Massachusetts	12/21/2023	73-70	W	26-67	.388	10-31	.323	8-19	.421	15	18	33	36.5	20	11	11	3	16	70	71.3
at Hawaii	12/22/2023	73-68	W	22-58	.379	6-26	.231	18-25	.720	7	21	28	35.7	16	12	4	2	4	68	71.0
vs Nevada	12/24/2023	64-72	L	26-53	.491	7-22	.318	13-20	.650	8	26	34	35.6	18	9	12	5	4	72	71.1
at Florida St.	01/03/2024	71-82	L	31-60	.517	7-17	.412	13-17	.765	9	29	38	35.8	21	12	13	1	7	82	71.9
Boston College	01/06/2024	87-95	L	35-63	.556	12-23	.522	13-18	.722	5	19	24	34.9	18	21	5	3	4	95	73.6
Notre Dame	01/09/2024	68-75	Lot	24-61	.393	8-24	.333	19-21	.905	13	35	48	35.8	12	11	16	1	5	75	73.7
at Duke	01/13/2024	79-84	L	27-63	.429	10-21	.476	20-28	.714	11	21	32	35.6	15	16	4	4	6	84	74.3
at Clemson	01/16/2024	93-90	Wot2	29-70	.414	3-21	.143	29-38	.763	22	23	45	36.1	15	13	10	4	5	90	75.2
Virginia	01/20/2024	66-75	L	29-58	.500	11-23	.478	6-11	.545	9	20	29	35.7	14	19	9	3	4	75	75.2
Total		1354		476-1123	.424	137-433	.316	265-375	.707	205	438	643	35.7	311	220	173	63	124	1354	75.2
Georgia Tech		1324		476-1101	.432	143-447	.320	229-342	.670	223	478	701	38.9	307	246	228	78	87	1324	73.6

Opponents Averages

Games Played	Points/game	FG Pct	3FG Pct	FT Pct	Rebounds/game	Assists/game	Turnovers/game	Assist/Turnover ratio	Steals/game	Blocks/game
18	75.2	42.4	31.6	70.7	35.7	12.2	9.6	1.3	6.9	3.5



**2023-24 Georgia Tech Men's Basketball
Individual Game-by-Game
All games**

#1 STURDIVANT, Kyle

Opponent	Date	GS	MIN	Total		3-Pointers		Free throws		Rebounds				PF	A	TO	BLK	STL	PTS	AVG
				FG-FGA	PCT	3FG-3FGA	PCT	FT-FTA	PCT	OFF	DEF	TOT	AVG							
Ga. Southern	11/06/2023		27:43	3-5	.600	2-3	.667	0-0	.000	0	4	4	4.0	2	6	1	0	1	8	8.0
Howard	11/09/2023		22:08	5-12	.417	0-1	.000	1-1	1.000	1	1	2	3.0	3	2	0	0	0	11	9.5
UMass Lowell	11/14/2023		26:12	6-13	.462	0-4	.000	0-1	.000	0	0	0	2.0	3	5	3	0	0	12	10.3
at Cincinnati	11/22/2023		11:41	0-3	.000	0-0	.000	2-2	1.000	0	1	1	1.8	1	4	0	0	0	2	8.3
Mississippi St.	11/28/2023		12:08	4-7	.571	1-2	.500	3-4	.750	1	2	3	2.0	3	0	3	0	2	12	9.0
Duke	12/02/2023		13:44	1-4	.250	0-2	.000	4-4	1.000	0	0	0	1.7	0	4	2	0	0	6	8.5
at Georgia	12/05/2023		13:24	1-4	.250	1-1	1.000	0-0	.000	0	0	0	1.4	2	3	0	0	1	3	7.7
Alabama A&M	12/09/2023		14:45	0-1	.000	0-1	.000	3-4	.750	0	4	4	1.8	2	2	2	0	0	3	7.1
vs Penn St.	12/16/2023		14:09	4-6	.667	0-0	.000	0-0	.000	0	2	2	1.8	1	3	5	0	0	8	7.2
vs Massachusetts	12/21/2023		26:56	6-10	.600	1-3	.333	8-8	1.000	1	2	3	1.9	0	0	2	0	3	21	8.6
at Hawaii	12/22/2023		16:12	2-7	.286	1-1	1.000	0-0	.000	0	3	3	2.0	0	5	2	0	0	5	8.3
vs Nevada	12/24/2023		15:09	2-5	.400	1-3	.333	0-0	.000	0	1	1	1.9	0	1	1	0	0	5	8.0
at Florida St.	01/03/2024		26:49	1-5	.200	0-2	.000	3-4	.750	0	1	1	1.8	2	5	0	0	0	5	7.8
Boston College	01/06/2024		23:33	3-5	.600	2-4	.500	3-4	.750	1	9	10	2.4	0	9	2	0	0	11	8.0
Notre Dame	01/09/2024		16:51	0-3	.000	0-2	.000	0-0	.000	0	1	1	2.3	3	1	1	0	1	0	7.5
at Duke	01/13/2024		08:16	1-2	.500	1-1	1.000	0-0	.000	0	1	1	2.3	1	1	1	0	0	3	7.2
at Clemson	01/16/2024		22:33	5-10	.500	3-8	.375	5-5	1.000	0	1	1	2.2	1	2	1	0	1	18	7.8
Virginia	01/20/2024		23:37	3-9	.333	2-6	.333	0-0	.000	1	3	4	2.3	2	0	0	0	1	8	7.8
Totals		0	335:49	47-111	.423	15-44	.341	32-37	.865	5	36	41	2.3	26	53	26	0	10	141	7.8

Player Averages

Games Played	Minutes/game	Points/game	FG Pct	3FG Pct	FT Pct	Rebounds/game	Assists/game	Turnovers/game	Assist/Turnover ratio	Steals/game	Blocks/game
18	18.7	7.8	42.3	34.1	86.5	2.3	2.9	1.4	2.0	0.6	0.0



**2023-24 Georgia Tech Men's Basketball
Individual Game-by-Game
All games**

#2 GEORGE, Naithan

Opponent	Date	GS	MIN	Total		3-Pointers		Free throws		Rebounds				PF	A	TO	BLK	STL	PTS	AVG	
				FG-FGA	PCT	3FG-3FGA	PCT	FT-FTA	PCT	OFF	DEF	TOT	AVG								
at Cincinnati	11/22/2023		15:04	3-6	.500	2-3	.667	0-0	.000	0	1	1	1.0	1	0	3	0	0	8	8.0	
Mississippi St.	11/28/2023	*	31:46	4-10	.400	0-3	.000	3-5	.600	1	3	4	2.5	2	1	3	1	0	11	9.5	
Duke	12/02/2023	*	28:13	1-6	.167	0-4	.000	0-1	.000	0	1	1	2.0	2	9	3	0	0	2	7.0	
at Georgia	12/05/2023	*	26:36	2-9	.222	1-5	.200	0-0	.000	0	5	5	2.8	3	1	0	0	0	5	6.5	
Alabama A&M	12/09/2023	*	24:52	1-3	.333	0-2	.000	0-0	.000	2	1	3	2.8	1	8	2	0	1	2	5.6	
vs Penn St.	12/16/2023	*	33:15	4-6	.667	0-0	.000	0-0	.000	0	1	1	2.5	1	8	3	0	0	8	6.0	
vs Massachusetts	12/21/2023	*	20:59	3-3	1.000	1-1	1.000	2-2	1.000	0	2	2	2.4	3	5	3	0	0	9	6.4	
at Hawaii	12/22/2023	*	31:40	4-12	.333	2-6	.333	4-6	.667	1	1	2	2.4	2	3	1	0	0	14	7.4	
vs Nevada	12/24/2023	*	32:44	3-9	.333	0-3	.000	3-6	.500	0	1	1	2.2	0	2	0	0	2	9	7.6	
at Florida St.	01/03/2024	*	25:42	2-8	.250	0-4	.000	3-5	.600	1	3	4	2.4	1	3	1	0	1	7	7.5	
Boston College	01/06/2024	*	16:27	2-5	.400	0-1	.000	0-0	.000	0	0	0	2.2	1	4	1	0	0	4	7.2	
Notre Dame	01/09/2024	*	30:52	4-9	.444	1-5	.200	0-1	.000	0	2	2	2.2	1	11	3	0	2	9	7.3	
at Duke	01/13/2024	*	32:41	6-11	.545	3-6	.500	2-5	.400	0	2	2	2.2	2	5	1	0	0	17	8.1	
at Clemson	01/16/2024	*	36:46	8-13	.615	4-7	.571	0-0	.000	0	0	0	2.0	1	6	1	1	1	20	8.9	
Virginia	01/20/2024	*	33:09	4-8	.500	1-4	.250	6-6	1.000	0	1	1	1.9	3	9	3	0	0	15	9.3	
Totals			14	420:47	51-118	.432	15-54	.278	23-37	.622	5	24	29	1.9	24	75	28	2	7	140	9.3

Player Averages

Games Played	Minutes/game	Points/game	FG Pct	3FG Pct	FT Pct	Rebounds/game	Assists/game	Turnovers/game	Assist/Turnover ratio	Steals/game	Blocks/game
15	28.1	9.3	43.2	27.8	62.2	1.9	5.0	1.9	2.7	0.5	0.1



**2023-24 Georgia Tech Men's Basketball
Individual Game-by-Game
All games**

#3 COLEMAN, Dallan "Deebo"

Opponent	Date	GS	MIN	Total		3-Pointers		Free throws		Rebounds				PF	A	TO	BLK	STL	PTS	AVG
				FG-FGA	PCT	3FG-3FGA	PCT	FT-FTA	PCT	OFF	DEF	TOT	AVG							
Ga. Southern	11/06/2023		25:49	5-7	.714	3-5	.600	4-7	.571	0	0	0	0.0	2	0	0	0	0	17	17.0
Howard	11/09/2023		28:16	3-5	.600	1-2	.500	0-1	.000	1	3	4	2.0	3	0	0	0	1	7	12.0
UMass Lowell	11/14/2023		31:32	7-12	.583	5-9	.556	5-7	.714	2	3	5	3.0	2	1	0	1	1	24	16.0
at Cincinnati	11/22/2023		13:17	0-2	.000	0-2	.000	0-0	.000	0	1	1	2.5	2	0	1	0	1	0	12.0
Mississippi St.	11/28/2023		28:10	2-7	.286	2-7	.286	0-0	.000	1	3	4	2.8	1	2	0	0	0	6	10.8
Duke	12/02/2023		20:57	2-4	.500	0-1	.000	1-1	1.000	0	3	3	2.8	1	1	0	1	0	5	9.8
at Georgia	12/05/2023		27:53	3-12	.250	2-6	.333	0-0	.000	2	2	4	3.0	2	2	0	0	1	8	9.6
Alabama A&M	12/09/2023		16:04	0-5	.000	0-4	.000	0-0	.000	1	0	1	2.8	1	1	1	1	0	0	8.4
vs Penn St.	12/16/2023		23:59	2-4	.500	1-3	.333	0-0	.000	3	2	5	3.0	3	3	0	1	0	5	8.0
vs Massachusetts	12/21/2023		24:49	4-8	.500	2-4	.500	2-2	1.000	1	1	2	2.9	1	0	3	0	1	12	8.4
at Hawaii	12/22/2023		15:05	0-4	.000	0-3	.000	0-1	.000	1	3	4	3.0	2	0	0	0	0	0	7.6
vs Nevada	12/24/2023		25:51	3-6	.500	2-4	.500	0-0	.000	0	3	3	3.0	3	1	1	0	0	8	7.7
at Florida St.	01/03/2024		18:04	3-5	.600	1-3	.333	0-0	.000	0	2	2	2.9	1	0	0	0	1	7	7.6
Boston College	01/06/2024		28:18	3-7	.429	1-4	.250	3-4	.750	1	0	1	2.8	2	1	0	0	1	10	7.8
Notre Dame	01/09/2024		33:47	2-8	.250	1-5	.200	0-0	.000	3	0	3	2.8	2	1	0	1	2	5	7.6
at Duke	01/13/2024		20:59	3-4	.750	2-3	.667	0-0	.000	1	3	4	2.9	3	0	1	0	1	8	7.6
at Clemson	01/16/2024		12:03	2-3	.667	2-3	.667	0-0	.000	0	0	0	2.7	2	0	0	0	0	6	7.5
Virginia	01/20/2024		12:58	2-5	.400	1-2	.500	0-2	.000	1	1	2	2.7	0	0	1	0	0	5	7.4
Totals		0	407:51	46-108	.426	26-70	.371	15-25	.600	18	30	48	2.7	33	13	8	5	10	133	7.4

Player Averages

Games Played	Minutes/ game	Points/ game	FG Pct	3FG Pct	FT Pct	Rebounds/ game	Assists/ game	Turnovers/ game	Assist/Turnover ratio	Steals/ game	Blocks/ game
18	22.7	7.4	42.6	37.1	60.0	2.7	0.7	0.4	1.6	0.6	0.3



**2023-24 Georgia Tech Men's Basketball
Individual Game-by-Game
All games**

#4 MURPHY, Carter

Opponent	Date	GS	MIN	Total		3-Pointers		Free throws		Rebounds				PF	A	TO	BLK	STL	PTS	AVG
				FG-FGA	PCT	3FG-3FGA	PCT	FT-FTA	PCT	OFF	DEF	TOT	AVG							
Howard	11/09/2023		02:59	0-0	.000	0-0	.000	0-0	.000	0	0	0	0.0	0	0	0	0	0	0	0.0
at Cincinnati	11/22/2023		14:17	1-4	.250	1-4	.250	0-0	.000	0	4	4	2.0	3	0	0	2	0	3	1.5
Mississippi St.	11/28/2023		04:28	1-1	1.000	1-1	1.000	0-0	.000	0	1	1	1.7	1	0	0	0	0	3	2.0
Duke	12/02/2023		01:54	0-0	.000	0-0	.000	0-0	.000	0	0	0	1.3	0	0	0	0	0	0	1.5
at Georgia	12/05/2023		02:05	0-0	.000	0-0	.000	0-0	.000	0	0	0	1.0	0	0	0	0	0	0	1.2
Totals		0	25:43	2-5	.400	2-5	.400	0-0	.000	0	5	5	1.0	4	0	0	2	0	6	1.2

Player Averages

Games Played	Minutes/game	Points/game	FG Pct	3FG Pct	FT Pct	Rebounds/game	Assists/game	Turnovers/game	Assist/Turnover ratio	Steals/game	Blocks/game
5	5.1	1.2	40.0	40.0	0.0	1.0	0.0	0.0	0.0	0.0	0.4



**2023-24 Georgia Tech Men's Basketball
Individual Game-by-Game
All games**

#5 GAPARE, Tafara

Opponent	Date	GS	MIN	Total		3-Pointers		Free throws		Rebounds				PF	A	TO	BLK	STL	PTS	AVG	
				FG-FGA	PCT	3FG-3FGA	PCT	FT-FTA	PCT	OFF	DEF	TOT	AVG								
Ga. Southern	11/06/2023	*	15:55	1-6	.167	0-1	.000	0-0	.000	1	0	1	1.0	2	0	1	3	1	2	2.0	
Howard	11/09/2023	*	09:37	0-2	.000	0-2	.000	0-0	.000	0	2	2	1.5	3	0	1	0	1	0	1.0	
UMass Lowell	11/14/2023	*	13:32	0-1	.000	0-1	.000	0-0	.000	1	2	3	2.0	3	1	2	1	0	0	0.7	
at Georgia	12/05/2023		17:40	3-5	.600	0-1	.000	1-3	.333	1	1	2	2.0	3	0	0	2	0	7	2.3	
Alabama A&M	12/09/2023		15:30	3-5	.600	1-1	1.000	1-2	.500	1	2	3	2.2	1	1	1	0	2	8	3.4	
vs Penn St.	12/16/2023		28:36	7-16	.438	3-6	.500	3-4	.750	2	4	6	2.8	2	0	1	1	0	20	6.2	
vs Massachusetts	12/21/2023		06:00	0-1	.000	0-0	.000	0-0	.000	0	0	0	2.4	0	1	0	2	0	0	5.3	
at Hawaii	12/22/2023	*	29:01	4-8	.500	0-2	.000	1-2	.500	3	4	7	3.0	4	0	1	4	0	9	5.8	
vs Nevada	12/24/2023	*	18:37	0-4	.000	0-2	.000	0-0	.000	0	2	2	2.9	1	0	0	0	0	0	5.1	
at Florida St.	01/03/2024		15:09	1-3	.333	0-2	.000	0-2	.000	0	0	0	2.6	0	1	1	0	0	2	4.8	
Boston College	01/06/2024		13:22	2-4	.500	0-1	.000	4-4	1.000	0	1	1	2.5	0	0	0	0	1	8	5.1	
Notre Dame	01/09/2024		08:01	0-2	.000	0-1	.000	0-0	.000	0	1	1	2.3	0	0	0	0	0	0	4.7	
at Duke	01/13/2024	*	17:44	3-4	.750	2-2	1.000	0-0	.000	0	0	0	2.2	4	1	2	3	0	8	4.9	
at Clemson	01/16/2024		08:55	0-4	.000	0-4	.000	0-0	.000	1	3	4	2.3	2	1	0	1	0	0	4.6	
Virginia	01/20/2024		09:28	1-2	.500	1-2	.500	0-0	.000	0	1	1	2.2	0	1	0	0	0	3	4.5	
Totals			6	227:07	25-67	.373	7-28	.250	10-17	.588	10	23	33	2.2	25	7	10	17	5	67	4.5

Player Averages

Games Played	Minutes/game	Points/game	FG Pct	3FG Pct	FT Pct	Rebounds/game	Assists/game	Turnovers/game	Assist/Turnover ratio	Steals/game	Blocks/game
15	15.1	4.5	37.3	25.0	58.8	2.2	0.5	0.7	0.7	0.3	1.1



**2023-24 Georgia Tech Men's Basketball
Individual Game-by-Game
All games**

#10 DOWUONA, Ebenezer

Opponent	Date	GS	MIN	Total		3-Pointers		Free throws		Rebounds				PF	A	TO	BLK	STL	PTS	AVG	
				FG-FGA	PCT	3FG-3FGA	PCT	FT-FTA	PCT	OFF	DEF	TOT	AVG								
Ga. Southern	11/06/2023		08:22	1-2	.500	0-0	.000	0-1	.000	3	1	4	4.0	3	0	0	0	0	2	2.0	
Howard	11/09/2023		05:54	1-1	1.000	0-0	.000	0-0	.000	1	0	1	2.5	1	0	1	1	0	2	2.0	
UMass Lowell	11/14/2023		02:30	1-1	1.000	0-0	.000	0-0	.000	0	1	1	2.0	0	0	1	0	0	2	2.0	
at Cincinnati	11/22/2023		17:32	0-0	.000	0-0	.000	0-0	.000	0	0	0	1.5	2	1	0	1	0	0	1.5	
Mississippi St.	11/28/2023	*	18:16	1-1	1.000	0-0	.000	0-0	.000	1	1	2	1.6	2	0	1	1	1	2	1.6	
Duke	12/02/2023	*	20:44	1-1	1.000	0-0	.000	0-0	.000	1	2	3	1.8	3	0	1	1	0	2	1.7	
at Georgia	12/05/2023	*	08:02	0-1	.000	0-0	.000	0-0	.000	1	0	1	1.7	0	0	1	0	0	0	1.4	
Alabama A&M	12/09/2023	*	08:15	1-1	1.000	0-0	.000	0-1	.000	1	0	1	1.6	0	0	0	0	0	2	1.5	
vs Penn St.	12/16/2023	*	10:22	1-4	.250	0-0	.000	0-0	.000	2	1	3	1.8	1	1	1	0	0	2	1.6	
vs Massachusetts	12/21/2023	*	06:02	0-0	.000	0-0	.000	0-0	.000	0	0	0	1.6	1	0	0	0	0	0	1.4	
Boston College	01/06/2024	*	12:18	1-3	.333	0-0	.000	0-0	.000	1	1	2	1.6	1	0	0	0	0	2	1.5	
Notre Dame	01/09/2024	*	06:43	1-2	.500	0-0	.000	0-0	.000	2	0	2	1.7	1	0	0	0	0	2	1.5	
at Duke	01/13/2024		05:13	0-1	.000	0-0	.000	0-0	.000	0	0	0	1.5	1	0	1	0	0	0	1.4	
at Clemson	01/16/2024	*	06:07	0-0	.000	0-0	.000	0-0	.000	0	1	1	1.5	1	0	0	0	0	0	1.3	
Virginia	01/20/2024	*	07:12	0-0	.000	0-0	.000	0-0	.000	0	0	0	1.4	0	0	0	0	0	0	1.2	
Totals			10	143:32	9-18	.500	0-0	.000	0-2	.000	13	8	21	1.4	17	2	7	4	1	18	1.2

Player Averages

Games Played	Minutes/game	Points/game	FG Pct	3FG Pct	FT Pct	Rebounds/game	Assists/game	Turnovers/game	Assist/Turnover ratio	Steals/game	Blocks/game
15	9.6	1.2	50.0	0.0	0.0	1.4	0.1	0.5	0.3	0.1	0.3



**2023-24 Georgia Tech Men's Basketball
Individual Game-by-Game
All games**

#11 NDONGO, Baye

Opponent	Date	GS	MIN	Total		3-Pointers		Free throws		Rebounds				PF	A	TO	BLK	STL	PTS	AVG	
				FG-FGA	PCT	3FG-3FGA	PCT	FT-FTA	PCT	OFF	DEF	TOT	AVG								
at Cincinnati	11/22/2023	*	24:02	3-7	.429	0-0	.000	2-5	.400	3	5	8	8.0	0	0	7	3	1	8	8.0	
Mississippi St.	11/28/2023	*	18:19	1-7	.143	0-1	.000	0-0	.000	3	3	6	7.0	3	3	1	1	2	2	5.0	
Duke	12/02/2023	*	26:33	9-11	.818	1-2	.500	2-3	.667	0	5	5	6.3	2	2	1	4	1	21	10.3	
at Georgia	12/05/2023	*	24:20	4-12	.333	0-0	.000	0-0	.000	5	6	11	7.5	3	3	4	3	3	8	9.8	
Alabama A&M	12/09/2023	*	17:26	1-4	.250	0-0	.000	0-0	.000	2	3	5	7.0	2	0	3	0	0	2	8.2	
vs Penn St.	12/16/2023	*	34:58	5-7	.714	0-0	.000	2-3	.667	4	15	19	9.0	3	1	0	1	0	12	8.8	
vs Massachusetts	12/21/2023	*	29:32	6-6	1.000	0-0	.000	0-1	.000	3	5	8	8.9	3	0	5	2	0	12	9.3	
at Hawaii	12/22/2023	*	29:39	10-12	.833	0-1	.000	2-2	1.000	6	6	12	9.3	5	0	0	0	1	22	10.9	
vs Nevada	12/24/2023	*	26:44	7-8	.875	0-0	.000	6-6	1.000	2	6	8	9.1	4	1	1	1	1	20	11.9	
at Florida St.	01/03/2024	*	33:52	3-5	.600	0-1	.000	4-8	.500	3	6	9	9.1	4	0	3	1	1	10	11.7	
Boston College	01/06/2024	*	30:45	8-14	.571	1-1	1.000	1-5	.200	2	8	10	9.2	5	1	2	0	0	18	12.3	
Notre Dame	01/09/2024	*	41:57	7-15	.467	1-2	.500	1-2	.500	2	7	9	9.2	1	2	3	0	2	16	12.6	
at Duke	01/13/2024	*	24:59	8-11	.727	0-0	.000	0-0	.000	1	4	5	8.8	4	1	4	1	1	16	12.8	
at Clemson	01/16/2024	*	40:50	4-8	.500	0-0	.000	3-5	.600	2	8	10	8.9	5	1	5	1	1	11	12.7	
Virginia	01/20/2024	*	28:19	6-7	.857	0-0	.000	3-4	.750	1	4	5	8.7	3	0	3	2	1	15	12.9	
Totals			15	432:15	82-134	.612	3-8	.375	26-44	.591	39	91	130	8.7	47	15	42	20	15	193	12.9

Player Averages

Games Played	Minutes/game	Points/game	FG Pct	3FG Pct	FT Pct	Rebounds/game	Assists/game	Turnovers/game	Assist/Turnover ratio	Steals/game	Blocks/game
15	28.8	12.9	61.2	37.5	59.1	8.7	1.0	2.8	0.4	1.0	1.3



**2023-24 Georgia Tech Men's Basketball
Individual Game-by-Game
All games**

#12 CLAUDE, Tyzhaun

Opponent	Date	GS	MIN	Total		3-Pointers		Free throws		Rebounds				PF	A	TO	BLK	STL	PTS	AVG	
				FG-FGA	PCT	3FG-3FGA	PCT	FT-FTA	PCT	OFF	DEF	TOT	AVG								
Ga. Southern	11/06/2023	*	29:50	3-8	.375	0-2	.000	4-6	.667	5	5	10	10.0	0	3	0	0	2	10	10.0	
Howard	11/09/2023	*	27:32	8-15	.533	1-2	.500	2-4	.500	3	3	6	8.0	5	3	1	0	1	19	14.5	
UMass Lowell	11/14/2023	*	23:39	3-9	.333	0-1	.000	3-6	.500	4	5	9	8.3	4	1	1	0	0	9	12.7	
at Cincinnati	11/22/2023	*	10:37	1-2	.500	0-0	.000	0-0	.000	0	2	2	6.8	1	0	1	1	0	2	10.0	
Mississippi St.	11/28/2023		08:31	0-1	.000	0-1	.000	1-2	.500	0	1	1	5.6	3	0	0	0	0	1	8.2	
Duke	12/02/2023		16:14	2-6	.333	0-1	.000	0-0	.000	1	7	8	6.0	0	1	0	0	0	4	7.5	
at Georgia	12/05/2023		10:54	1-4	.250	0-0	.000	3-6	.500	2	2	4	5.7	2	1	1	0	0	5	7.1	
Alabama A&M	12/09/2023		16:39	4-4	1.000	0-0	.000	2-4	.500	4	5	9	6.1	1	2	2	0	0	10	7.5	
vs Penn St.	12/16/2023		06:49	1-2	.500	0-0	.000	0-0	.000	2	0	2	5.7	1	1	0	1	1	2	6.9	
vs Massachusetts	12/21/2023		23:14	0-0	.000	0-0	.000	0-0	.000	2	7	9	6.0	2	0	2	1	1	0	6.2	
at Hawaii	12/22/2023		12:45	1-2	.500	0-0	.000	0-0	.000	1	4	5	5.9	3	0	2	0	0	2	5.8	
vs Nevada	12/24/2023		13:51	1-2	.500	0-0	.000	1-2	.500	5	0	5	5.8	3	1	1	0	0	3	5.6	
at Florida St.	01/03/2024		07:38	1-1	1.000	0-0	.000	0-0	.000	0	0	0	5.4	3	0	1	0	0	2	5.3	
Boston College	01/06/2024		08:33	2-2	1.000	0-0	.000	1-1	1.000	0	1	1	5.1	1	0	0	0	0	5	5.3	
Notre Dame	01/09/2024		08:02	1-1	1.000	0-0	.000	0-0	.000	1	1	2	4.9	2	0	0	1	0	2	5.1	
at Duke	01/13/2024		18:21	0-2	.000	0-0	.000	2-2	1.000	3	2	5	4.9	0	2	0	1	0	2	4.9	
at Clemson	01/16/2024		38:18	1-1	1.000	0-0	.000	7-8	.875	4	4	8	5.1	3	2	1	1	2	9	5.1	
Virginia	01/20/2024		22:37	2-2	1.000	0-0	.000	2-3	.667	3	1	4	5.0	1	1	1	0	0	6	5.2	
Totals			4	304:04	32-64	.500	1-7	.143	28-44	.636	40	50	90	5.0	35	18	14	6	7	93	5.2

Player Averages

Games Played	Minutes/ game	Points/ game	FG Pct	3FG Pct	FT Pct	Rebounds/ game	Assists/ game	Turnovers/ game	Assist/Turnover ratio	Steals/ game	Blocks/ game
18	16.9	5.2	50.0	14.3	63.6	5.0	1.0	0.8	1.3	0.4	0.3



**2023-24 Georgia Tech Men's Basketball
Individual Game-by-Game
All games**

#13 KELLY, Miles

Opponent	Date	GS	MIN	Total		3-Pointers		Free throws		Rebounds				PF	A	TO	BLK	STL	PTS	AVG
				FG-FGA	PCT	3FG-3FGA	PCT	FT-FTA	PCT	OFF	DEF	TOT	AVG							
Ga. Southern	11/06/2023	*	30:29	9-18	.500	4-9	.444	3-5	.600	2	3	5	5.0	3	3	2	0	2	25	25.0
Howard	11/09/2023	*	35:15	9-24	.375	1-5	.200	8-13	.615	4	2	6	5.5	1	2	0	0	1	27	26.0
UMass Lowell	11/14/2023	*	34:04	5-19	.263	0-6	.000	1-3	.333	4	4	8	6.3	3	1	2	2	1	11	21.0
at Cincinnati	11/22/2023	*	25:11	3-10	.300	0-3	.000	6-7	.857	1	1	2	5.3	1	1	1	0	1	12	18.8
Mississippi St.	11/28/2023	*	34:22	5-16	.313	4-9	.444	8-10	.800	3	9	12	6.6	3	1	2	0	0	22	19.4
Duke	12/02/2023	*	36:09	5-13	.385	2-8	.250	4-4	1.000	1	6	7	6.7	1	2	2	1	0	16	18.8
at Georgia	12/05/2023	*	31:42	4-15	.267	2-8	.250	2-2	1.000	1	6	7	6.7	2	4	2	0	1	12	17.9
Alabama A&M	12/09/2023	*	28:25	3-8	.375	3-8	.375	2-4	.500	0	4	4	6.4	1	0	4	0	0	11	17.0
vs Penn St.	12/16/2023	*	37:02	3-13	.231	0-7	.000	4-6	.667	3	2	5	6.2	3	6	2	0	2	10	16.2
vs Massachusetts	12/21/2023	*	26:44	2-11	.182	0-6	.000	3-3	1.000	0	6	6	6.2	1	0	1	0	1	7	15.3
at Hawaii	12/22/2023	*	32:43	5-11	.455	1-3	.333	3-4	.750	1	4	5	6.1	1	3	1	0	1	14	15.2
vs Nevada	12/24/2023	*	33:56	3-15	.200	1-9	.111	3-6	.500	0	5	5	6.0	2	3	3	0	0	10	14.8
at Florida St.	01/03/2024	*	31:14	7-15	.467	3-6	.500	3-5	.600	1	5	6	6.0	3	0	2	0	0	20	15.2
Boston College	01/06/2024	*	33:48	5-10	.500	2-6	.333	0-0	.000	0	3	3	5.8	4	1	5	1	0	12	14.9
Notre Dame	01/09/2024	*	40:35	9-21	.429	7-15	.467	0-1	.000	2	5	7	5.9	2	3	0	0	1	25	15.6
at Duke	01/13/2024	*	34:43	5-11	.455	2-4	.500	4-5	.800	0	11	11	6.2	5	4	3	1	0	16	15.6
at Clemson	01/16/2024	*	41:41	6-16	.375	1-6	.167	1-2	.500	1	5	6	6.2	4	1	2	0	0	14	15.5
Virginia	01/20/2024	*	30:09	3-11	.273	2-7	.286	0-0	.000	0	5	5	6.1	3	1	2	0	1	8	15.1
Totals			18 598:11	91-257	.354	35-125	.280	55-80	.688	24	86	110	6.1	43	36	36	5	12	272	15.1

Player Averages

Games Played	Minutes/ game	Points/ game	FG Pct	3FG Pct	FT Pct	Rebounds/ game	Assists/ game	Turnovers/ game	Assist/Turnover ratio	Steals/ game	Blocks/ game
18	33.2	15.1	35.4	28.0	68.8	6.1	2.0	2.0	1.0	0.7	0.3



**2023-24 Georgia Tech Men's Basketball
Individual Game-by-Game
All games**

#14 REEVES, Kowacie

Opponent	Date	GS	MIN	Total		3-Pointers		Free throws		Rebounds				PF	A	TO	BLK	STL	PTS	AVG
				FG-FGA	PCT	3FG-3FGA	PCT	FT-FTA	PCT	OFF	DEF	TOT	AVG							
Ga. Southern	11/06/2023	*	32:42	4-7	.571	3-5	.600	4-4	1.000	1	2	3	3.0	1	3	2	1	3	15	15.0
Howard	11/09/2023	*	35:04	6-10	.600	1-4	.250	2-3	.667	3	4	7	5.0	0	2	1	1	1	15	15.0
UMass Lowell	11/14/2023	*	34:17	1-7	.143	0-3	.000	2-2	1.000	0	3	3	4.3	2	0	0	2	0	4	11.3
at Cincinnati	11/22/2023	*	29:03	4-6	.667	1-2	.500	5-5	1.000	1	2	3	4.0	0	1	1	3	1	14	12.0
Mississippi St.	11/28/2023	*	32:44	2-10	.200	0-3	.000	2-2	1.000	1	5	6	4.4	2	1	1	1	0	6	10.8
Duke	12/02/2023	*	33:15	5-7	.714	4-5	.800	0-0	.000	1	3	4	4.3	1	0	2	0	0	14	11.3
at Georgia	12/05/2023	*	27:51	5-10	.500	2-5	.400	0-0	.000	1	2	3	4.1	0	0	0	0	0	12	11.4
Alabama A&M	12/09/2023	*	28:26	6-12	.500	2-5	.400	6-6	1.000	3	7	10	4.9	2	1	1	1	0	20	12.5
vs Penn St.	12/16/2023	*	31:52	5-12	.417	1-5	.200	4-6	.667	1	4	5	4.9	1	0	5	1	0	15	12.8
vs Massachusetts	12/21/2023	*	26:36	3-10	.300	0-2	.000	3-5	.600	0	4	4	4.8	2	1	2	0	0	9	12.4
at Hawaii	12/22/2023	*	32:55	3-7	.429	1-1	1.000	0-0	.000	1	4	5	4.8	0	0	1	0	0	7	11.9
vs Nevada	12/24/2023	*	30:12	3-8	.375	2-5	.400	1-1	1.000	1	3	4	4.8	3	0	2	0	1	9	11.7
at Florida St.	01/03/2024	*	33:48	7-16	.438	3-7	.429	1-2	.500	2	4	6	4.8	2	2	1	1	1	18	12.2
Boston College	01/06/2024	*	32:56	6-9	.667	4-6	.667	1-1	1.000	1	1	2	4.6	1	0	0	1	1	17	12.5
Notre Dame	01/09/2024	*	38:12	3-11	.273	1-5	.200	2-3	.667	0	4	4	4.6	4	2	1	0	2	9	12.3
at Duke	01/13/2024	*	33:34	4-8	.500	1-4	.250	0-0	.000	0	4	4	4.6	0	2	1	2	1	9	12.1
at Clemson	01/16/2024	*	42:46	5-7	.714	5-7	.714	0-0	.000	0	0	0	4.3	3	0	1	0	0	15	12.2
Virginia	01/20/2024	*	30:24	2-7	.286	2-6	.333	0-0	.000	1	2	3	4.2	1	0	3	0	1	6	11.9
Totals			18 586:37	74-164	.451	33-80	.413	33-40	.825	18	58	76	4.2	25	15	25	14	12	214	11.9

Player Averages

Games Played	Minutes/game	Points/game	FG Pct	3FG Pct	FT Pct	Rebounds/game	Assists/game	Turnovers/game	Assist/Turnover ratio	Steals/game	Blocks/game
18	32.6	11.9	45.1	41.3	82.5	4.2	0.8	1.4	0.6	0.7	0.8



**2023-24 Georgia Tech Men's Basketball
Individual Game-by-Game
All games**

#23 SACKO, Ibrahima

Opponent	Date	GS	MIN	Total		3-Pointers		Free throws		Rebounds				PF	A	TO	BLK	STL	PTS	AVG
				FG-FGA	PCT	3FG-3FGA	PCT	FT-FTA	PCT	OFF	DEF	TOT	AVG							
Ga. Southern	11/06/2023		12:31	0-3	.000	0-1	.000	0-0	.000	2	2	4	4.0	2	0	2	0	1	0	0.0
Howard	11/09/2023		12:52	0-0	.000	0-0	.000	1-2	.500	0	3	3	3.5	2	0	1	0	0	1	0.5
UMass Lowell	11/14/2023		20:26	1-2	.500	0-1	.000	0-2	.000	3	5	8	5.0	4	1	0	0	3	2	1.0
at Cincinnati	11/22/2023		23:51	1-3	.333	1-3	.333	0-0	.000	0	3	3	4.5	3	0	1	0	0	3	1.5
Mississippi St.	11/28/2023		11:16	1-1	1.000	0-0	.000	0-0	.000	0	3	3	4.2	0	0	0	1	2	2	1.6
Duke	12/02/2023		02:17	1-1	1.000	0-0	.000	0-0	.000	0	0	0	3.5	2	0	0	1	0	2	1.7
at Georgia	12/05/2023		09:33	1-3	.333	0-1	.000	0-2	.000	2	1	3	3.4	1	1	0	0	1	2	1.7
Alabama A&M	12/09/2023		09:43	2-2	1.000	0-0	.000	0-1	.000	3	0	3	3.4	0	0	1	0	0	4	2.0
vs Massachusetts	12/21/2023		09:08	1-2	.500	1-1	1.000	0-0	.000	2	1	3	3.3	3	0	3	0	0	3	2.1
vs Nevada	12/24/2023		02:57	0-0	.000	0-0	.000	0-0	.000	0	0	0	3.0	0	0	0	0	0	0	1.9
at Florida St.	01/03/2024	*	07:44	0-1	.000	0-1	.000	0-0	.000	0	0	0	2.7	2	0	1	0	0	0	1.7
Virginia	01/20/2024		02:07	0-0	.000	0-0	.000	0-0	.000	0	1	1	2.6	0	0	0	0	0	0	1.6
Totals		1	124:25	8-18	.444	2-8	.250	1-7	.143	12	19	31	2.6	19	2	9	2	7	19	1.6

Player Averages

Games Played	Minutes/ game	Points/ game	FG Pct	3FG Pct	FT Pct	Rebounds/ game	Assists/ game	Turnovers/ game	Assist/Turnover ratio	Steals/ game	Blocks/ game
12	10.4	1.6	44.4	25.0	14.3	2.6	0.2	0.8	0.2	0.6	0.2



**2023-24 Georgia Tech Men's Basketball
Individual Game-by-Game
All games**

#24 ABRAM, Amaree

Opponent	Date	GS	MIN	Total		3-Pointers		Free throws		Rebounds				PF	A	TO	BLK	STL	PTS	AVG
				FG-FGA	PCT	3FG-3FGA	PCT	FT-FTA	PCT	OFF	DEF	TOT	AVG							
Ga. Southern	11/06/2023	*	16:39	1-4	.250	1-3	.333	2-4	.500	0	2	2	2.0	1	2	3	0	0	5	5.0
Howard	11/09/2023	*	20:23	2-8	.250	0-2	.000	2-3	.667	2	2	4	3.0	1	3	1	1	1	6	5.5
UMass Lowell	11/14/2023	*	13:48	2-6	.333	1-5	.200	2-2	1.000	0	2	2	2.7	1	1	2	0	0	7	6.0
at Cincinnati	11/22/2023	*	13:15	1-6	.167	0-0	.000	0-0	.000	0	4	4	3.0	2	1	1	0	0	2	5.0
Alabama A&M	12/09/2023		16:05	3-9	.333	2-6	.333	0-0	.000	0	4	4	3.2	3	0	1	0	0	8	5.6
vs Penn St.	12/16/2023		03:58	0-1	.000	0-1	.000	0-0	.000	0	0	0	2.7	0	2	0	0	0	0	4.7
at Duke	01/13/2024		03:31	0-1	.000	0-0	.000	0-0	.000	0	1	1	2.4	1	1	0	0	0	0	4.0
Totals		4	87:39	9-35	.257	4-17	.235	6-9	.667	2	15	17	2.4	9	10	8	1	1	28	4.0

Player Averages

Games Played	Minutes/game	Points/game	FG Pct	3FG Pct	FT Pct	Rebounds/game	Assists/game	Turnovers/game	Assist/Turnover ratio	Steals/game	Blocks/game
7	12.5	4.0	25.7	23.5	66.7	2.4	1.4	1.1	1.3	0.1	0.1



**2023-24 Georgia Tech Men's Basketball
Player Highs Analysis
All games**

Georgia Tech - Individual Game Highs

POINTS	27		Miles Kelly vs Howard (11/09/2023)
	25		Miles Kelly vs Notre Dame (01/09/2024)
	25		Miles Kelly vs Ga. Southern (11/06/2023)
	24		Dallan "Deebo" Coleman vs UMass Lowell (11/14/2023)
	22		Baye Ndongo at Hawaii (12/22/2023)
	22		Miles Kelly vs Mississippi St. (11/28/2023)
FIELD GOALS MADE	10		Baye Ndongo at Hawaii (12/22/2023)
	9		Miles Kelly vs Notre Dame (01/09/2024)
	9		Baye Ndongo vs Duke (12/02/2023)
	9		Miles Kelly vs Howard (11/09/2023)
	9		Miles Kelly vs Ga. Southern (11/06/2023)
FIELD GOAL ATTEMPTS	24		Miles Kelly vs Howard (11/09/2023)
	21		Miles Kelly vs Notre Dame (01/09/2024)
FIELD GOAL PERCENTAGE (min 5 made)	1.000	(6-6)	Baye Ndongo vs Massachusetts (N) (12/21/2023)
	.875	(7-8)	Baye Ndongo vs Nevada (N) (12/24/2023)
3 PT FG MADE	7		Miles Kelly vs Notre Dame (01/09/2024)
	5		Kowacie Reeves at Clemson (01/16/2024)
	5		Dallan "Deebo" Coleman vs UMass Lowell (11/14/2023)
3 PT FG ATTEMPTS	15		Miles Kelly vs Notre Dame (01/09/2024)
	9		Miles Kelly vs Nevada (N) (12/24/2023)
	9		Miles Kelly vs Mississippi St. (11/28/2023)
	9		Dallan "Deebo" Coleman vs UMass Lowell (11/14/2023)
	9		Miles Kelly vs Ga. Southern (11/06/2023)
3 PT FG PERCENTAGE (min 2 made)	1.000	(2-2)	Tafara Gapare at Duke (01/13/2024)
	.800	(4-5)	Kowacie Reeves vs Duke (12/02/2023)
FREE THROWS MADE	8		Kyle Sturdivant vs Massachusetts (N) (12/21/2023)
	8		Miles Kelly vs Mississippi St. (11/28/2023)
	8		Miles Kelly vs Howard (11/09/2023)
FREE THROW ATTEMPTS	13		Miles Kelly vs Howard (11/09/2023)
	10		Miles Kelly vs Mississippi St. (11/28/2023)
FREE THROW PERCENTAGE (min 3 made)	1.000	(8-8)	Kyle Sturdivant vs Massachusetts (N) (12/21/2023)
	1.000	(6-6)	Naithan George vs Virginia (01/20/2024)
	1.000	(6-6)	Baye Ndongo vs Nevada (N) (12/24/2023)
	1.000	(6-6)	Kowacie Reeves vs Alabama A&M (12/09/2023)
	1.000	(5-5)	Kyle Sturdivant at Clemson (01/16/2024)
	1.000	(5-5)	Kowacie Reeves at Cincinnati (11/22/2023)
	1.000	(4-4)	Tafara Gapare vs Boston College (01/06/2024)
	1.000	(4-4)	Kyle Sturdivant vs Duke (12/02/2023)
	1.000	(4-4)	Miles Kelly vs Duke (12/02/2023)
	1.000	(4-4)	Kowacie Reeves vs Ga. Southern (11/06/2023)
1.000	(3-3)	Miles Kelly vs Massachusetts (N) (12/21/2023)	
REBOUNDS	19		Baye Ndongo vs Penn St. (N) (12/16/2023)
	12		Baye Ndongo at Hawaii (12/22/2023)
	12		Miles Kelly vs Mississippi St. (11/28/2023)
ASSISTS	11		Naithan George vs Notre Dame (01/09/2024)
	9		Naithan George vs Virginia (01/20/2024)
	9		Kyle Sturdivant vs Boston College (01/06/2024)
	9		Naithan George vs Duke (12/02/2023)
STEALS	3		Kyle Sturdivant vs Massachusetts (N) (12/21/2023)
	3		Baye Ndongo at Georgia (12/05/2023)
	3		Ibrahima Sacko vs UMass Lowell (11/14/2023)
	3		Kowacie Reeves vs Ga. Southern (11/06/2023)
BLOCKED SHOTS	4		Tafara Gapare at Hawaii (12/22/2023)
	4		Baye Ndongo vs Duke (12/02/2023)



**2023-24 Georgia Tech Men's Basketball
Player Highs Analysis
All games**

Opponent - Individual Game Highs

POINTS	31		PJ Hall at Clemson (01/16/2024)
	30		Kyle Filipowski at Duke (01/13/2024)
	30		Devin McGlockton vs Boston College (01/06/2024)
	30		Kenan Blackshear vs Nevada (N) (12/24/2023)
	26		Claudell Harris Jr. vs Boston College (01/06/2024)
FIELD GOALS MADE	12		Devin McGlockton vs Boston College (01/06/2024)
	11		PJ Hall at Clemson (01/16/2024)
	11		Kenan Blackshear vs Nevada (N) (12/24/2023)
FIELD GOAL ATTEMPTS	24		Kyle Filipowski at Duke (01/13/2024)
	24		Ayinde Hikim vs UMass Lowell (11/14/2023)
FIELD GOAL PERCENTAGE (min 5 made)	.833	(5-6)	Viktor Lakhin at Cincinnati (11/22/2023)
	.800	(12-15)	Devin McGlockton vs Boston College (01/06/2024)
	.800	(8-10)	Claudell Harris Jr. vs Boston College (01/06/2024)
3 PT FG MADE	6		Isaac McKneely vs Virginia (01/20/2024)
	5		Braeden Shrewsberry vs Notre Dame (01/09/2024)
	5		Rahsool Diggins vs Massachusetts (N) (12/21/2023)
	5		Viktor Lakhin at Cincinnati (11/22/2023)
3 PT FG ATTEMPTS	12		Puff Johnson vs Penn St. (N) (12/16/2023)
	10		Rahsool Diggins vs Massachusetts (N) (12/21/2023)
	10		Josh Hubbard vs Mississippi St. (11/28/2023)
3 PT FG PERCENTAGE (min 2 made)	1.000	(4-4)	Claudell Harris Jr. vs Boston College (01/06/2024)
	1.000	(2-2)	Carlos Curry vs Ga. Southern (11/06/2023)
FREE THROWS MADE	8		Chase Hunter at Clemson (01/16/2024)
	8		PJ Hall at Clemson (01/16/2024)
	8		Kenan Blackshear vs Nevada (N) (12/24/2023)
FREE THROW ATTEMPTS	11		Kyle Filipowski at Duke (01/13/2024)
	11		Kenan Blackshear vs Nevada (N) (12/24/2023)
FREE THROW PERCENTAGE (min 3 made)	1.000	(6-6)	Braeden Shrewsberry vs Notre Dame (01/09/2024)
	1.000	(5-5)	Joseph Girard III at Clemson (01/16/2024)
	1.000	(5-5)	Ayinde Hikim vs UMass Lowell (11/14/2023)
	1.000	(4-4)	Tyrese Proctor at Duke (01/13/2024)
	1.000	(4-4)	Kebba Njie vs Notre Dame (01/09/2024)
	1.000	(4-4)	Juan Munoz at Hawaii (12/22/2023)
	1.000	(4-4)	Jamar Franklin vs Ga. Southern (11/06/2023)
	1.000	(3-3)	Reece Beekman vs Virginia (01/20/2024)
	1.000	(3-3)	Julian Roper II vs Notre Dame (01/09/2024)
	1.000	(3-3)	Jamir Watkins at Florida St. (01/03/2024)
1.000	(3-3)	Robert Davis Jr. vs Massachusetts (N) (12/21/2023)	
REBOUNDS	17		PJ Hall at Clemson (01/16/2024)
	15		Ian Schieffelin at Clemson (01/16/2024)
ASSISTS	11		Reece Beekman vs Virginia (01/20/2024)
	8		Jovon McClanahan at Hawaii (12/22/2023)
STEALS	5		Jayden Ndjigue vs Massachusetts (N) (12/21/2023)
	4		Rahsool Diggins vs Massachusetts (N) (12/21/2023)
	4		Matt Cross vs Massachusetts (N) (12/21/2023)
	4		Ace Baldwin Jr. vs Penn St. (N) (12/16/2023)
	4		Caleb Blackwell vs Alabama A&M (12/09/2023)
BLOCKED SHOTS	4		Kyle Filipowski vs Duke (12/02/2023)
	4		Max Brooks vs UMass Lowell (11/14/2023)
TURNOVERS	5		Kenan Blackshear vs Nevada (N) (12/24/2023)
	5		Cam Bryant vs Ga. Southern (11/06/2023)
FOULS	5		Dillon Hunter at Clemson (01/16/2024)
	5		Cameron Matthews vs Mississippi St. (11/28/2023)
	5		Bryce Harris vs Howard (11/09/2023)
	5		Dom Campbell vs Howard (11/09/2023)



**2023-24 Georgia Tech Men's Basketball
Team High/Low Analysis
All games**

Georgia Tech - Game Highs

POINTS	93	at Clemson (01/16/2024)
	88	Howard (11/09/2023)
	87	Boston College (01/06/2024)
	84	Ga. Southern (11/06/2023)
	82	vs Penn St. (N) (12/16/2023)
FIELD GOALS MADE	34	Howard (11/09/2023)
	32	Boston College (01/06/2024)
	32	vs Penn St. (N) (12/16/2023)
FIELD GOAL ATTEMPTS	77	Howard (11/09/2023)
	75	at Georgia (12/05/2023)
FIELD GOAL PERCENTAGE	.545 (30-55)	at Duke (01/13/2024)
	.542 (32-59)	Boston College (01/06/2024)
3 PT FG MADE	15	at Clemson (01/16/2024)
	13	Ga. Southern (11/06/2023)
3 PT FG ATTEMPTS	35	at Clemson (01/16/2024)
	35	Notre Dame (01/09/2024)
3 PT FG PERCENTAGE	.550 (11-20)	at Duke (01/13/2024)
	.448 (13-29)	Ga. Southern (11/06/2023)
FREE THROWS MADE	18	vs Massachusetts (N) (12/21/2023)
	17	Mississippi St. (11/28/2023)
	17	Ga. Southern (11/06/2023)
FREE THROW ATTEMPTS	27	Howard (11/09/2023)
	27	Ga. Southern (11/06/2023)
FREE THROW PERCENTAGE	.857 (18-21)	vs Massachusetts (N) (12/21/2023)
	.846 (11-13)	Duke (12/02/2023)
REBOUNDS	55	Alabama A&M (12/09/2023)
	54	vs Penn St. (N) (12/16/2023)
ASSISTS	25	vs Penn St. (N) (12/16/2023)
	20	Notre Dame (01/09/2024)
STEALS	10	Notre Dame (01/09/2024)
	10	Ga. Southern (11/06/2023)
BLOCKED SHOTS	10	at Cincinnati (11/22/2023)
	8	at Duke (01/13/2024)
	8	Duke (12/02/2023)
TURNOVERS	21	vs Massachusetts (N) (12/21/2023)
	20	Alabama A&M (12/09/2023)
FOULS	22	at Clemson (01/16/2024)
	22	UMass Lowell (11/14/2023)



**2023-24 Georgia Tech Men's Basketball
Team High/Low Analysis
All games**

Opponent - Game Highs

POINTS	95	Boston College (01/06/2024)
	90	at Clemson (01/16/2024)
	89	at Cincinnati (11/22/2023)
	85	Howard (11/09/2023)
	84	at Duke (01/13/2024)
FIELD GOALS MADE	35	Boston College (01/06/2024)
	31	at Florida St. (01/03/2024)
FIELD GOAL ATTEMPTS	74	vs Penn St. (N) (12/16/2023)
	70	at Clemson (01/16/2024)
FIELD GOAL PERCENTAGE	.556 (35-63)	Boston College (01/06/2024)
	.517 (31-60)	at Florida St. (01/03/2024)
3 PT FG MADE	14	at Cincinnati (11/22/2023)
	12	Boston College (01/06/2024)
	12	vs Penn St. (N) (12/16/2023)
3 PT FG ATTEMPTS	35	at Cincinnati (11/22/2023)
	33	vs Penn St. (N) (12/16/2023)
	33	at Georgia (12/05/2023)
3 PT FG PERCENTAGE	.522 (12-23)	Boston College (01/06/2024)
	.478 (11-23)	Virginia (01/20/2024)
FREE THROWS MADE	29	at Clemson (01/16/2024)
	20	at Duke (01/13/2024)
FREE THROW ATTEMPTS	38	at Clemson (01/16/2024)
	28	at Duke (01/13/2024)
	28	Howard (11/09/2023)
FREE THROW PERCENTAGE	.905 (19-21)	Notre Dame (01/09/2024)
	.842 (16-19)	UMass Lowell (11/14/2023)
REBOUNDS	50	at Georgia (12/05/2023)
	48	Notre Dame (01/09/2024)
ASSISTS	21	Boston College (01/06/2024)
	19	Virginia (01/20/2024)
STEALS	16	vs Massachusetts (N) (12/21/2023)
	13	vs Penn St. (N) (12/16/2023)
BLOCKED SHOTS	6	Duke (12/02/2023)
	6	UMass Lowell (11/14/2023)
	6	Howard (11/09/2023)
TURNOVERS	18	Ga. Southern (11/06/2023)
	16	Notre Dame (01/09/2024)
FOULS	23	Ga. Southern (11/06/2023)
	21	at Florida St. (01/03/2024)



**2023-24 Georgia Tech Men's Basketball
Team High/Low Analysis
All games**

Georgia Tech - Game Lows

POINTS	54		at Cincinnati (11/22/2023)
	62		at Georgia (12/05/2023)
	64		vs Nevada (N) (12/24/2023)
	66		Virginia (01/20/2024)
	67		Mississippi St. (11/28/2023)
FIELD GOALS MADE	17		at Cincinnati (11/22/2023)
	21		Mississippi St. (11/28/2023)
FIELD GOAL ATTEMPTS	49		at Cincinnati (11/22/2023)
	51		Virginia (01/20/2024)
	51		vs Massachusetts (N) (12/21/2023)
FIELD GOAL PERCENTAGE	.320	(24-75)	at Georgia (12/05/2023)
	.344	(21-61)	Mississippi St. (11/28/2023)
3 PT FG MADE	4		Howard (11/09/2023)
	5		at Hawaii (12/22/2023)
	5		vs Massachusetts (N) (12/21/2023)
	5		vs Penn St. (N) (12/16/2023)
	5		at Cincinnati (11/22/2023)
3 PT FG ATTEMPTS	17		at Hawaii (12/22/2023)
	17		vs Massachusetts (N) (12/21/2023)
	17		at Cincinnati (11/22/2023)
3 PT FG PERCENTAGE	.200	(6-30)	UMass Lowell (11/14/2023)
	.222	(4-18)	Howard (11/09/2023)
FREE THROWS MADE	3		Notre Dame (01/09/2024)
	6		at Georgia (12/05/2023)
FREE THROW ATTEMPTS	7		Notre Dame (01/09/2024)
	12		at Duke (01/13/2024)
FREE THROW PERCENTAGE	.429	(3-7)	Notre Dame (01/09/2024)
	.462	(6-13)	at Georgia (12/05/2023)
REBOUNDS	29		Virginia (01/20/2024)
	31		at Florida St. (01/03/2024)
	31		vs Nevada (N) (12/24/2023)
ASSISTS	7		vs Massachusetts (N) (12/21/2023)
	8		Mississippi St. (11/28/2023)
	8		at Cincinnati (11/22/2023)
STEALS	1		Duke (12/02/2023)
	2		at Hawaii (12/22/2023)
BLOCKED SHOTS	1		vs Nevada (N) (12/24/2023)
	2		Virginia (01/20/2024)
	2		Notre Dame (01/09/2024)
	2		Boston College (01/06/2024)
	2		at Florida St. (01/03/2024)
	2		Alabama A&M (12/09/2023)
TURNOVERS	7		Howard (11/09/2023)
	8		at Georgia (12/05/2023)
FOULS	12		Duke (12/02/2023)
	13		Virginia (01/20/2024)



**2023-24 Georgia Tech Men's Basketball
Team High/Low Analysis
All games**

Opponent - Game Lows

POINTS	49	Alabama A&M (12/09/2023)
	59	Mississippi St. (11/28/2023)
	62	Ga. Southern (11/06/2023)
	68	at Hawaii (12/22/2023)
	68	Duke (12/02/2023)
FIELD GOALS MADE	16	Alabama A&M (12/09/2023)
	20	Mississippi St. (11/28/2023)
FIELD GOAL ATTEMPTS	53	vs Nevada (N) (12/24/2023)
	57	Ga. Southern (11/06/2023)
FIELD GOAL PERCENTAGE	.276 (16-58)	Alabama A&M (12/09/2023)
	.308 (20-65)	Mississippi St. (11/28/2023)
3 PT FG MADE	2	Alabama A&M (12/09/2023)
	2	UMass Lowell (11/14/2023)
3 PT FG ATTEMPTS	15	UMass Lowell (11/14/2023)
	16	Duke (12/02/2023)
3 PT FG PERCENTAGE	.100 (2-20)	Alabama A&M (12/09/2023)
	.133 (2-15)	UMass Lowell (11/14/2023)
FREE THROWS MADE	6	Virginia (01/20/2024)
	8	vs Massachusetts (N) (12/21/2023)
FREE THROW ATTEMPTS	11	Virginia (01/20/2024)
	13	Ga. Southern (11/06/2023)
FREE THROW PERCENTAGE	.421 (8-19)	vs Massachusetts (N) (12/21/2023)
	.545 (6-11)	Virginia (01/20/2024)
REBOUNDS	24	Boston College (01/06/2024)
	28	at Hawaii (12/22/2023)
	28	Alabama A&M (12/09/2023)
ASSISTS	4	Alabama A&M (12/09/2023)
	5	Mississippi St. (11/28/2023)
STEALS	4	Virginia (01/20/2024)
	4	Boston College (01/06/2024)
	4	vs Nevada (N) (12/24/2023)
	4	at Hawaii (12/22/2023)
	4	at Georgia (12/05/2023)
BLOCKED SHOTS	1	Notre Dame (01/09/2024)
	1	at Florida St. (01/03/2024)
TURNOVERS	4	at Duke (01/13/2024)
	4	at Hawaii (12/22/2023)
FOULS	12	Notre Dame (01/09/2024)
	14	Virginia (01/20/2024)
	14	at Georgia (12/05/2023)



ABRAM, Amaree

SEASON	TEAM	GP-GS	MIN/AVG	Field Goals		3-Point		F-Throws		Rebounds				Scoring						
				FG-FGA	FG%	3FG-3FGA	3FG%	FT-FTA	FT%	OFF	DEF	TOT	AVG	PF-FO	A	TO	BLK	STL	PTS	AVG
2022-23	OM	33-22	694/21.0	104-258	.403	39-107	.364	18-27	.667	8	58	66	2.0	63-1	66	59	4	22	265	8.0
2023-24	GaTech	7-4	88/12.5	9-35	.257	4-17	.235	6-9	.667	2	15	17	2.4	9-0	10	8	1	1	28	4.0
TOTAL FOR GaTech		7-4	88/12.5	9-35	.257	4-17	.235	6-9	.667	2	15	17	2.4	9-0	10	8	1	1	28	4.0
TOTAL		40-26	781/19.5	113-293	.386	43-124	.347	24-36	.667	10	73	83	2.1	72-1	76	67	5	23	293	7.3

Single Game Highs

Statistic	Value	
Points	26	vs Stanford 11/24/22
Rebounds	5	vs Chattanooga 11/15/22, at South Carolina 01/17/23
Assists	5	vs Georgia 01/14/23, vs Oklahoma 11/27/22
Steals	3	vs UT Martin 11/18/22
Blocks	1	5 times
FG Made	12	vs Stanford 11/24/22
FG Attempts	18	vs Stanford 11/24/22
3FG Made	5	vs South Carolina 03/08/23
3FG Attempts	8	vs LSU 02/25/23, vs South Carolina 03/08/23
FT Made	4	vs Siena 11/25/22
FT Attempts	4	at South Carolina 01/17/23, vs Siena 11/25/22, vs Ga. Southern 11/06/23

CLAUDE, Tyzhaun

SEASON	TEAM	GP-GS	MIN/AVG	Field Goals		3-Point		F-Throws		Rebounds				Scoring						
				FG-FGA	FG%	3FG-3FGA	3FG%	FT-FTA	FT%	OFF	DEF	TOT	AVG	PF-FO	A	TO	BLK	STL	PTS	AVG
2019-20	More	30-19	658/21.9	120-201	.597	0-0	.000	45-90	.500	73	119	192	6.4	65-1	16	44	18	16	285	9.5
2021-22	More	9-0	62/6.9	12-25	.480	0-0	.000	7-11	.636	6	10	16	1.8	6-0	5	10	3	2	31	3.4
2022-23	WCU	31-28	818/26.4	174-333	.523	2-6	.333	126-175	.720	98	168	266	8.6	75-1	16	65	28	12	476	15.4
2023-24	GaTech	18-4	304/16.9	32-64	.500	1-7	.143	28-44	.636	40	50	90	5.0	35-1	18	14	6	7	93	5.2
TOTAL FOR GaTech		18-4	304/16.9	32-64	.500	1-7	.143	28-44	.636	40	50	90	5.0	35-1	18	14	6	7	93	5.2
TOTAL		88-51	1842/20.9	338-623	.543	3-13	.231	206-320	.644	217	347	564	6.4	181-3	55	133	55	37	885	10.1

Single Game Highs

Statistic	Value	
Points	24	vs Samford 02/01/23
Rebounds	17	at The Citadel 01/14/23
Assists	3	vs Ga. Southern 11/06/23, vs Howard 11/09/23
Steals	2	9 times
Blocks	3	vs Tennessee Tech 01/04/20, vs Wofford 01/18/23
FG Made	11	vs Eastern Ky. 02/13/20
FG Attempts	17	vs Lindenwood 11/20/22
3FG Made	1	vs UNC Greensboro 12/29/22, at ETSU 01/04/23, vs Howard 11/09/23
3FG Attempts	2	vs Ga. Southern 11/06/23, vs Howard 11/09/23
FT Made	11	at Tennessee Tech 12/17/22
FT Attempts	14	at Tennessee Tech 12/17/22



COLEMAN, Dallan "deebo"

SEASON	TEAM	GP-GS	MIN/AVG	Field Goals		3-Point		F-Throws		Rebounds				Scoring						
				FG-FGA	FG%	3FG-3FGA	3FG%	FT-FTA	FT%	OFF	DEF	TOT	AVG	PF-FO	A	TO	BLK	STL	PTS	AVG
2021-22	GaTech	31-5	734/23.7	63-161	.391	43-104	.413	23-32	.719	12	46	58	1.9	70-1	19	21	3	28	192	6.2
2022-23	GaTech	33-31	1031/31.3	103-274	.376	57-175	.326	51-74	.689	14	83	97	2.9	73-0	44	39	10	26	314	9.5
2023-24	GaTech	18-0	408/22.7	46-108	.426	26-70	.371	15-25	.600	18	30	48	2.7	33-0	13	8	5	10	133	7.4
TOTAL		82-36	2174/26.5	212-543	.390	126-349	.361	89-131	.679	44	159	203	2.5	176-1	76	68	18	64	639	7.8

Single Game Highs

Statistic	Value	
Points	24	vs UMass Lowell 11/14/23
Rebounds	9	vs Pittsburgh 03/08/23
Assists	8	at Syracuse 02/28/23
Steals	4	vs Florida Tech 02/18/23
Blocks	2	vs Duke 01/28/23, vs Louisville 02/25/23
FG Made	7	vs UMass Lowell 11/14/23
FG Attempts	14	at Syracuse 02/28/23, vs Pittsburgh 03/08/23
3FG Made	5	vs Lamar University 11/15/21, vs Syracuse 01/21/23, vs UMass Lowell 11/14/23
3FG Attempts	12	at Syracuse 02/28/23
FT Made	9	at Georgia St. 11/12/22
FT Attempts	13	at Georgia St. 11/12/22

DOWUONA, Ebenezer

SEASON	TEAM	GP-GS	MIN/AVG	Field Goals		3-Point		F-Throws		Rebounds				Scoring						
				FG-FGA	FG%	3FG-3FGA	3FG%	FT-FTA	FT%	OFF	DEF	TOT	AVG	PF-FO	A	TO	BLK	STL	PTS	AVG
2020-21	NCSU	9-0	48/5.3	2-8	.250	0-0	.000	1-2	.500	2	6	8	0.9	8-0	0	1	2	0	5	0.6
2021-22	NCSU	31-27	752/24.3	52-93	.559	0-0	.000	24-36	.667	63	63	126	4.1	98-7	6	15	54	12	128	4.1
2022-23	NCSU	30-3	327/10.9	21-46	.457	0-0	.000	9-17	.529	22	36	58	1.9	53-0	1	6	26	5	51	1.7
2023-24	GaTech	15-10	144/9.6	9-18	.500	0-0	.000	0-2	.000	13	8	21	1.4	17-0	2	7	4	1	18	1.2
TOTAL FOR GaTech		15-10	144/9.6	9-18	.500	0-0	.000	0-2	.000	13	8	21	1.4	17-0	2	7	4	1	18	1.2
TOTAL		85-40	1271/15.0	84-165	.509	0-0	.000	34-57	.596	100	113	213	2.5	176-7	9	29	86	18	202	2.4

Single Game Highs

Statistic	Value	
Points	11	vs Virginia Tech 03/08/23
Rebounds	9	vs Bucknell 11/09/21, at Duke 01/15/22
Assists	2	vs Boston College 02/23/22
Steals	3	vs Oklahoma St. 11/17/21
Blocks	8	vs Nebraska 12/01/21
FG Made	5	vs Louisiana Tech 11/27/21, at Duke 01/15/22, vs Virginia Tech 03/08/23
FG Attempts	11	at Duke 01/15/22
FT Made	4	vs Colgate 11/13/21, at Miami (FL) 12/29/21
FT Attempts	6	vs Colgate 11/13/21



GAPARE, Tafara

				Field Goals		3-Point		F-Throws		Rebounds									Scoring	
SEASON	TEAM	GP-GS	MIN/AVG	FG-FGA	FG%	3FG-3FGA	3FG%	FT-FTA	FT%	OFF	DEF	TOT	AVG	PF-FO	A	TO	BLK	STL	PTS	AVG
2022-23	UMass	30-0	372/12.4	34-109	.312	12-45	.267	23-40	.575	15	48	63	2.1	39-0	8	33	20	14	103	3.4
2023-24	GaTech	15-6	227/15.1	25-67	.373	7-28	.250	10-17	.588	10	23	33	2.2	25-0	7	10	17	5	67	4.5
TOTAL FOR GaTech		15-6	227/15.1	25-67	.373	7-28	.250	10-17	.588	10	23	33	2.2	25-0	7	10	17	5	67	4.5
TOTAL		45-6	599/13.3	59-176	.335	19-73	.260	33-57	.579	25	71	96	2.1	64-0	15	43	37	19	170	3.8

Single Game Highs

Statistic	Value	
Points	20	vs Penn St. 12/16/23
Rebounds	7	vs Dartmouth 12/20/22, at Rhode Island 02/18/23, at Hawaii 12/22/23
Assists	2	vs Dartmouth 12/20/22, vs Saint Louis 01/04/23
Steals	5	vs UAlbany 12/05/22
Blocks	5	vs Saint Louis 01/04/23
FG Made	7	vs Penn St. 12/16/23
FG Attempts	16	vs Penn St. 12/16/23
3FG Made	3	vs Penn St. 12/16/23
3FG Attempts	6	vs Penn St. 12/16/23
FT Made	5	vs Saint Louis 01/04/23
FT Attempts	8	vs Saint Louis 01/04/23

GEORGE, Naithan

				Field Goals		3-Point		F-Throws		Rebounds									Scoring	
SEASON	TEAM	GP-GS	MIN/AVG	FG-FGA	FG%	3FG-3FGA	3FG%	FT-FTA	FT%	OFF	DEF	TOT	AVG	PF-FO	A	TO	BLK	STL	PTS	AVG
2023-24	GaTech	15-14	421/28.1	51-118	.432	15-54	.278	23-37	.622	5	24	29	1.9	24-0	75	28	2	7	140	9.3
TOTAL		15-14	421/28.1	51-118	.432	15-54	.278	23-37	.622	5	24	29	1.9	24-0	75	28	2	7	140	9.3

Single Game Highs

Statistic	Value	
Points	20	at Clemson 01/16/24
Rebounds	5	at Georgia 12/05/23
Assists	11	vs Notre Dame 01/09/24
Steals	2	vs Notre Dame 01/09/24, vs Nevada 12/24/23
Blocks	1	vs Mississippi St. 11/28/23, at Clemson 01/16/24
FG Made	8	at Clemson 01/16/24
FG Attempts	13	at Clemson 01/16/24
3FG Made	4	at Clemson 01/16/24
3FG Attempts	7	at Clemson 01/16/24
FT Made	6	vs Virginia 01/20/24
FT Attempts	6	vs Virginia 01/20/24, vs Nevada 12/24/23, at Hawaii 12/22/23



**Georgia Tech Men's Basketball
Individual Career Summaries
All games**

KELLY, Miles

SEASON	TEAM	GP-GS	MIN/AVG	Field Goals		3-Point		F-Throws		Rebounds				Other Stats					Scoring	
				FG-FGA	FG%	3FG-3FGA	3FG%	FT-FTA	FT%	OFF	DEF	TOT	AVG	PF-FO	A	TO	BLK	STL	PTS	AVG
2021-22	GaTech	30-1	434/14.5	48-118	.407	26-75	.347	13-18	.722	7	36	43	1.4	30-0	15	19	3	15	135	4.5
2022-23	GaTech	33-27	1070/32.4	167-407	.410	89-235	.379	53-59	.898	10	102	112	3.4	71-0	43	49	2	24	476	14.4
2023-24	GaTech	18-18	598/33.2	91-257	.354	35-125	.280	55-80	.688	24	86	110	6.1	43-1	36	36	5	12	272	15.1
TOTAL		81-46	2102/25.9	306-782	.391	150-435	.345	121-157	.771	41	224	265	3.3	144-1	94	104	10	51	883	10.9

Single Game Highs

Statistic	Value	Game
Points	30	at Syracuse 02/28/23
Rebounds	12	vs Mississippi St. 11/28/23
Assists	6	vs Penn St. 12/16/23
Steals	3	at North Carolina 12/10/22, at Notre Dame 01/10/23
Blocks	2	vs UMass Lowell 11/14/23
FG Made	10	at Syracuse 02/28/23
FG Attempts	24	vs Howard 11/09/23
3FG Made	7	at Syracuse 02/28/23, vs Notre Dame 01/09/24
3FG Attempts	15	vs Notre Dame 01/09/24
FT Made	8	vs Howard 11/09/23, vs Mississippi St. 11/28/23
FT Attempts	13	vs Howard 11/09/23



MURPHY, Carter

SEASON	TEAM	GP-GS	MIN/AVG	Field Goals		3-Point		F-Throws		Rebounds				Other					Scoring	
				FG-FGA	FG%	3FG-3FGA	3FG%	FT-FTA	FT%	OFF	DEF	TOT	AVG	PF-FO	A	TO	BLK	STL	PTS	AVG
2019-20	USAFA	13-0	57/4.4	8-17	.471	8-16	.500	7-8	.875	0	8	8	0.6	3-0	5	1	0	4	31	2.4
2020-21	USAFA	8-5	172/21.5	10-28	.357	5-19	.263	8-8	1.000	2	14	16	2.0	21-1	9	10	2	6	33	4.1
2021-22	USAFA	18-1	225/12.5	24-58	.414	10-35	.286	2-3	.667	2	26	28	1.6	31-1	9	7	1	8	60	3.3
2022-23	USAFA	31-2	549/17.7	87-174	.500	16-57	.281	34-41	.829	8	46	54	1.7	54-0	34	37	6	21	224	7.2
2023-24	GaTech	5-0	26/5.1	2-5	.400	2-5	.400	0-0	.000	0	5	5	1.0	4-0	0	0	2	0	6	1.2
TOTAL FOR GaTech		5-0	26/5.1	2-5	.400	2-5	.400	0-0	.000	0	5	5	1.0	4-0	0	0	2	0	6	1.2
TOTAL		75-8	1029/13.7	131-282	.465	41-132	.311	51-60	.850	12	99	111	1.5	113-2	57	55	11	39	354	4.7

Single Game Highs

Statistic	Value	
Points	19	at UNLV 03/08/23
Rebounds	6	vs New Mexico 02/24/21
Assists	5	at UNLV 03/08/23
Steals	5	at UNLV 02/24/23
Blocks	2	vs Ark.-Pine Bluff 11/30/22, at UNLV 02/24/23, at Cincinnati 11/22/23
FG Made	8	vs New Mexico 02/10/23
FG Attempts	12	vs New Mexico 02/10/23, at Utah St. 02/14/23, vs San Jose St. 03/04/23
3FG Made	4	vs JWU (Denver) 12/17/19
3FG Attempts	5	at Colorado St. 03/01/21, vs Fresno St. 02/22/22, at Bowling Green 11/07/22
FT Made	6	at UNLV 03/08/23
FT Attempts	6	vs Wyoming 01/17/23, at UNLV 03/08/23

NDONGO, Baye

SEASON	TEAM	GP-GS	MIN/AVG	Field Goals		3-Point		F-Throws		Rebounds				Other					Scoring	
				FG-FGA	FG%	3FG-3FGA	3FG%	FT-FTA	FT%	OFF	DEF	TOT	AVG	PF-FO	A	TO	BLK	STL	PTS	AVG
2023-24	GaTech	15-15	432/28.8	82-134	.612	3-8	.375	26-44	.591	39	91	130	8.7	47-3	15	42	20	15	193	12.9
TOTAL		15-15	432/28.8	82-134	.612	3-8	.375	26-44	.591	39	91	130	8.7	47-3	15	42	20	15	193	12.9

Single Game Highs

Statistic	Value	
Points	22	at Hawaii 12/22/23
Rebounds	19	vs Penn St. 12/16/23
Assists	3	vs Mississippi St. 11/28/23, at Georgia 12/05/23
Steals	3	at Georgia 12/05/23
Blocks	4	vs Duke 12/02/23
FG Made	10	at Hawaii 12/22/23
FG Attempts	15	vs Notre Dame 01/09/24
3FG Made	1	vs Duke 12/02/23, vs Boston College 01/06/24, vs Notre Dame 01/09/24
3FG Attempts	2	vs Duke 12/02/23, vs Notre Dame 01/09/24
FT Made	6	vs Nevada 12/24/23
FT Attempts	8	at Florida St. 01/03/24



**Georgia Tech Men's Basketball
Individual Career Summaries
All games**

NICHOLS, Emmer

				Field Goals		3-Point		F-Throws		Rebounds				Scoring							
SEASON	TEAM	GP-GS	MIN/AVG	FG-FGA	FG%	3FG-3FGA	3FG%	FT-FTA	FT%	OFF	DEF	TOT	AVG	PF-FO	A	TO	BLK	STL	PTS	AVG	
2023-24	GaTech	2-0	4/2.0	0-0	.000	0-0	.000	0-0	.000	1	3	4	2.0	0-0	0	0	0	0	0	0	0.0
TOTAL		2-0	4/2.0	0-0	.000	0-0	.000	0-0	.000	1	3	4	2.0	0-0	0	0	0	0	0	0	0.0

Single Game Highs

Statistic	Value
Rebounds	3 vs Alabama A&M 12/09/23

REEVES, Kowacie

				Field Goals		3-Point		F-Throws		Rebounds				Scoring						
SEASON	TEAM	GP-GS	MIN/AVG	FG-FGA	FG%	3FG-3FGA	3FG%	FT-FTA	FT%	OFF	DEF	TOT	AVG	PF-FO	A	TO	BLK	STL	PTS	AVG
2021-22	UF	29-10	451/15.6	50-132	.379	32-96	.333	27-36	.750	14	28	42	1.4	25-0	11	18	4	14	159	5.5
2022-23	UF	31-7	599/19.3	93-247	.377	34-130	.262	44-62	.710	12	70	82	2.6	42-1	17	34	6	17	264	8.5
2023-24	GaTech	18-18	587/32.6	74-164	.451	33-80	.413	33-40	.825	18	58	76	4.2	25-0	15	25	14	12	214	11.9
TOTAL FOR GaTech		18-18	587/32.6	74-164	.451	33-80	.413	33-40	.825	18	58	76	4.2	25-0	15	25	14	12	214	11.9
TOTAL		78-35	1637/21.0	217-543	.400	99-306	.324	104-138	.754	44	156	200	2.6	92-1	43	77	24	43	637	8.2

Single Game Highs

Statistic	Value
Points	21 vs Texas A&M 03/10/22
Rebounds	10 vs Alabama A&M 12/09/23
Assists	3 vs Florida A&M 11/30/22, vs Georgia 01/07/23, vs Ga. Southern 11/06/23
Steals	3 at Xavier 03/20/22, vs Ga. Southern 11/06/23
Blocks	3 at Cincinnati 11/22/23
FG Made	8 vs Florida A&M 11/30/22
FG Attempts	16 at Florida St. 01/03/24
3FG Made	5 at Clemson 01/16/24
3FG Attempts	8 4 times
FT Made	6 vs Texas A&M 03/10/22, vs Alabama A&M 12/09/23
FT Attempts	8 vs Texas A&M 03/10/22



SACKO, Ibrahima

				Field Goals		3-Point		F-Throws		Rebounds									Scoring	
SEASON	TEAM	GP-GS	MIN/AVG	FG-FGA	FG%	3FG-3FGA	3FG%	FT-FTA	FT%	OFF	DEF	TOT	AVG	PF-FO	A	TO	BLK	STL	PTS	AVG
2023-24	GaTech	12-1	124/10.4	8-18	.444	2-8	.250	1-7	.143	12	19	31	2.6	19-0	2	9	2	7	19	1.6
TOTAL		12-1	124/10.4	8-18	.444	2-8	.250	1-7	.143	12	19	31	2.6	19-0	2	9	2	7	19	1.6

Single Game Highs

Statistic	Value	
Points	4	vs Alabama A&M 12/09/23
Rebounds	8	vs UMass Lowell 11/14/23
Assists	1	vs UMass Lowell 11/14/23, at Georgia 12/05/23
Steals	3	vs UMass Lowell 11/14/23
Blocks	1	vs Mississippi St. 11/28/23, vs Duke 12/02/23
FG Made	2	vs Alabama A&M 12/09/23
FG Attempts	3	vs Ga. Southern 11/06/23, at Cincinnati 11/22/23, at Georgia 12/05/23
3FG Made	1	at Cincinnati 11/22/23, vs Massachusetts 12/21/23
3FG Attempts	3	at Cincinnati 11/22/23
FT Made	1	vs Howard 11/09/23
FT Attempts	2	vs Howard 11/09/23, vs UMass Lowell 11/14/23, at Georgia 12/05/23

SAN MIGUEL, Marcos

				Field Goals		3-Point		F-Throws		Rebounds									Scoring	
SEASON	TEAM	GP-GS	MIN/AVG	FG-FGA	FG%	3FG-3FGA	3FG%	FT-FTA	FT%	OFF	DEF	TOT	AVG	PF-FO	A	TO	BLK	STL	PTS	AVG
2023-24	GaTech	1-0	2/1.9	0-2	.000	0-1	.000	0-0	.000	1	0	1	1.0	0-0	0	1	0	0	0	0.0
TOTAL		1-0	2/1.9	0-2	.000	0-1	.000	0-0	.000	1	0	1	1.0	0-0	0	1	0	0	0	0.0

Single Game Highs

Statistic	Value	
Rebounds	1	vs Alabama A&M 12/09/23
FG Attempts	2	vs Alabama A&M 12/09/23
3FG Attempts	1	vs Alabama A&M 12/09/23



STURDIVANT, Kyle

SEASON	TEAM	GP-GS	MIN/AVG	Field Goals		3-Point		F-Throws		Rebounds				Scoring						
				FG-FGA	FG%	3FG-3FGA	3FG%	FT-FTA	FT%	OFF	DEF	TOT	AVG	PF-FO	A	TO	BLK	STL	PTS	AVG
2019-20	USC	21-0	175/8.3	16-46	.348	3-14	.214	8-9	.889	4	20	24	1.1	10-0	25	22	1	5	43	2.0
2020-21	GaTech	26-0	308/11.8	32-74	.432	8-22	.364	18-23	.783	2	22	24	0.9	27-0	27	17	2	6	90	3.5
2021-22	GaTech	32-28	808/25.2	89-216	.412	26-78	.333	39-50	.780	7	74	81	2.5	55-2	73	38	2	30	243	7.6
2022-23	GaTech	33-21	788/23.9	103-262	.393	36-112	.321	41-59	.695	7	69	76	2.3	60-0	110	53	3	24	283	8.6
2023-24	GaTech	18-0	336/18.7	47-111	.423	15-44	.341	32-37	.865	5	36	41	2.3	26-0	53	26	0	10	141	7.8
TOTAL FOR GaTech		109-49	2239/20.5	271-663	.409	85-256	.332	130-169	.769	21	201	222	2.0	168-2	263	134	7	70	757	6.9
TOTAL		130-49	2414/18.6	287-709	.405	88-270	.326	138-178	.775	25	221	246	1.9	178-2	288	156	8	75	800	6.2

Single Game Highs

Statistic	Value	
Points	21	vs Massachusetts 12/21/23
Rebounds	10	vs Boston College 01/06/24
Assists	10	vs Louisville 02/25/23
Steals	4	at Clemson 03/02/22
Blocks	1	8 times
FG Made	7	4 times
FG Attempts	16	at Louisville 02/01/23
3FG Made	3	4 times
3FG Attempts	9	at Louisville 02/01/23
FT Made	8	vs Massachusetts 12/21/23
FT Attempts	8	vs Clayton St. 11/07/22, vs Massachusetts 12/21/23



**Georgia Tech Men's Basketball
Individual Career Summaries
All games**

TERRY, Lance

SEASON	TEAM	GP-GS	MIN/AVG	Field Goals		3-Point		F-Throws		Rebounds				Other				Scoring		
				FG-FGA	FG%	3FG-3FGA	3FG%	FT-FTA	FT%	OFF	DEF	TOT	AVG	PF-FO	A	TO	BLK	STL	PTS	AVG
2019-20	GW	15-0	161/10.7	18-49	.367	13-38	.342	4-7	.571	0	22	22	1.5	21-0	5	13	3	7	53	3.5
2020-21	GW	9-6	201/22.4	31-64	.484	18-41	.439	23-25	.920	3	15	18	2.0	22-0	5	8	1	5	103	11.4
2021-22	GW	31-31	972/31.4	158-344	.459	57-163	.350	69-85	.812	26	80	106	3.4	69-1	37	44	12	32	442	14.3
2022-23	GaTech	29-21	857/29.6	106-252	.421	47-121	.388	35-43	.814	15	67	82	2.8	59-2	36	27	6	18	294	10.1
TOTAL FOR GaTech		29-21	857/29.6	106-252	.421	47-121	.388	35-43	.814	15	67	82	2.8	59-2	36	27	6	18	294	10.1
TOTAL		84-58	2191/26.1	313-709	.441	135-363	.372	131-160	.819	44	184	228	2.7	171-3	83	92	22	62	892	10.6

Single Game Highs

Statistic	Value	
Points	26	at Hampton 12/30/20
Rebounds	7	4 times
Assists	4	at USC Upstate 02/26/22
Steals	3	at East Carolina 12/04/21, at Florida St. 01/07/23
Blocks	2	at UNLV 11/10/21, at N.C. Central 12/15/21, at Longwood 01/15/22
FG Made	8	7 times
FG Attempts	19	at Florida St. 12/21/20
3FG Made	7	at Syracuse 02/28/23
3FG Attempts	11	vs Louisville 02/25/23
FT Made	9	at Hampton 12/30/20
FT Attempts	9	at Hampton 12/30/20, at Campbell 02/09/22

2023-24 BOX SCORES

Official Basketball Box Score - Final													Game Time: 7:30 PM						
Ga. Southern at Georgia Tech													Game Duration: 2:01						
11/09/23 McCamish Pavilion, Atlanta													Attendance: 3,414						
2023-24 Men's Basketball													Officials: Ron Groover, Jamie Rineau, Joe Switzer						
Ga. Southern - 62													Record: 0-1						
NO. Name	Min	FG	3P	FT	Rebounds	Fouls	TP	AS	TO	ST	Blocks	+/-	Shooting By Period						
1 Cam Bryant	F 20:50	3-8	1-3	1-1	0 2 2	4 3	8	1	5	1	0	0	-11	1st FG%	10-30	33.3%			
10 Carlos Curry	F 14:49	3-5	2-2	1-2	1 3 4	4 1	9	0	0	2	0	-3	3PT%	4-12	33.3%				
25 Avatae Parker	F 22:15	2-4	0-1	1-2	0 0 0	4 3	5	0	3	0	0	-18	FT%	7-9	77.8%				
0 Malik Tidwell	G 38:44	2-10	0-5	1-2	1 2 3	1 1	5	4	2	1	0	-20	2nd FG%	13-27	48.1%				
5 Derrick Harris Jr.	G 04:38	0-2	0-1	0-0	0 1 1	1 0	0	0	1	0	0	1	3PT%	3-4	75%				
11 Jamar Franklin	31:16	6-13	1-3	4-4	1 2 3	3 2	17	0	2	1	0	-2	GMFG%	23-57	40.4%				
12 Tyren Moore	19:31	4-9	2-5	0-0	1 3 4	4 1	10	1	3	1	0	-15	3PT%	6-22	27.3%				
14 Collin Kuhl	19:18	2-3	0-0	2-2	3 2 5	0 3	6	0	0	0	0	-7	FT%	10-13	76.9%				
23 Nate Brafford	25:29	1-3	0-2	0-0	0 0 0	5 2	2	0	1	0	0	-19	Dead Ball Rebounds: 2, 1						
13 Eren Banks	03:10	0-0	0-0	0-0	0 0 0	0 0	0	0	0	0	0	-2	Technical Fouls: NONE						
Team					4 2 6	0	0	0	0	0	0								
Totals	23:57	6-22	10-13	11	22	33	23	14	62	6	18	5	2	4	-22				

Official Basketball Box Score - Final													Game Time: 7:30 PM						
Georgia Tech - 84													Game Duration: 2:10						
11/09/23 McCamish Pavilion, Atlanta													Attendance: 3,414						
2023-24 Men's Basketball													Officials: Ron Groover, Jamie Rineau, Joe Switzer						
Georgia Tech - 84													Record: 1-0						
NO. Name	Min	FG	3P	FT	Rebounds	Fouls	TP	AS	TO	ST	Blocks	+/-	Shooting By Period						
5 Tafara Gapare	F 15:55	1-6	0-1	0-0	1 0 1	2 0	2	0	1	1	3	-3	1st FG%	10-30	33.3%				
12 Tyzhaun Claude	F 29:50	3-8	0-2	4-6	5 5 10	0 5	10	3	0	2	0	14	3PT%	4-15	26.7%				
13 Miles Kelly	G 30:29	9-18	4-9	3-5	2 3 5	3 5	25	3	2	2	0	17	FT%	8-15	53.3%				
14 Kowacie Reeves	G 32:42	4-7	3-5	4-4	1 2 3	1 1	5	3	2	3	1	14	2nd FG%	17-30	56.7%				
24 Amaree Abram	G 16:39	1-4	1-3	2-4	0 2 2	1 1	5	2	3	0	0	2	3PT%	9-14	64.3%				
1 Kyle Sturdivant	27:43	3-5	2-3	0-0	0 4 4	2 0	8	6	1	1	0	25	FT%	9-14	64.3%				
10 Ebenezer Dowuona	08:22	1-2	0-0	0-1	3 1 4	3 1	2	0	0	0	0	1	GMFG%	27-60	45.0%				
3 Dallan "Deebo" Coleman	25:49	5-7	3-5	4-7	2 0 0	2 5	17	0	0	0	0	25	3PT%	13-29	44.8%				
23 Ibrahim Sacko	12:31	0-3	0-1	0-0	2 2 0	2 0	0	0	2	1	0	1	FT%	17-27	63.0%				
Team					1 3 4	0	0	2	0	2	0		Dead Ball Rebounds: 5, 2						
Totals	27:60	13-29	17-27	15	22	37	16	20	84	17	13	10	4	2	22	Technical Fouls: Kelly 1 5:49 Coleman 2 1:19			

Biggest lead		Points from		Period by Period Scoring			
GoSo	GaTech	Turnovers	GoSo	GaTech	1st	2nd	TOT
6 (1 st 15:09)	22 (2 nd 0:45)	11	19	Paint	30	26	
Best Scoring Run	7 (1 st 15:09)	7 (1 st 3:21)	Paint	30	26		
Lead Changes	13	13	Second Chance	13	14		
Times Tied	6	6	Fast Breaks	4	10		
Time with Lead	11:31	24:29	Bench	35	27		
			GoSo	31	31	62	
			GaTech	32	52	84	

Official Basketball Box Score - Final													Game Time: 7:30 PM						
Howard at Georgia Tech													Game Duration: 2:14						
11/09/23 McCamish Pavilion, Atlanta													Attendance: 3,002						
2023-24 Men's Basketball													Officials: Tod Valentine, Tony Henderson, Michael Roberts						
Howard - 85													Record: 1-1						
NO. Name	Min	FG	3P	FT	Rebounds	Fouls	TP	AS	TO	ST	Blocks	+/-	Shooting By Period						
2 Dom Campbell	F 18:23	2-6	0-0	0-0	3 1 4	5 1	4	0	1	0	0	-1	1st FG%	18-31	58.1%				
22 Shy Odum	F 37:10	9-17	0-2	4-6	1 6 7	2 4	22	4	3	1	1	-5	3PT%	3-9	33.3%				
0 Marcus Dockery	G 34:44	3-13	1-8	0-0	1 4 5	1 2	7	4	2	0	0	1	FT%	8-16	50%				
3 Isiah Warfield	G 31:09	2-3	1-2	4-5	1 6 7	1 3	9	0	3	2	0	-2	2nd FG%	12-29	41.4%				
34 Bryce Harris	G 30:35	7-11	0-3	3-6	5 3 8	5 4	17	2	2	0	0	1	3PT%	11-12	91.7%				
4 Miles Stewart	05:38	0-0	0-0	1-2	0 1 1	1 1	1	1	0	0	0	5	GMFG%	30-60	50.0%				
30 Joshua Strong	28:16	5-8	3-5	5-7	0 2 2	1 3	18	1	1	0	0	-8	3PT%	6-21	28.6%				
23 Jordan Hairston	14:05	2-2	1-1	2-2	0 2 2	3 1	7	0	1	1	0	-6	FT%	19-29	67.9%				
Team					0 1 1	0	0	1	0	1	0		Dead Ball Rebounds: 7, 1						
Totals	30:60	6-21	19-28	11	26	37	19	19	85	11	14	5	6	3	-3	Technical Fouls: NONE			

Official Basketball Box Score - Final													Game Time: 7:30 PM						
Georgia Tech - 88													Game Duration: 2:11						
11/09/23 McCamish Pavilion, Atlanta													Attendance: 3,002						
2023-24 Men's Basketball													Officials: Tod Valentine, Tony Henderson, Michael Roberts						
Georgia Tech - 88													Record: 2-0						
NO. Name	Min	FG	3P	FT	Rebounds	Fouls	TP	AS	TO	ST	Blocks	+/-	Shooting By Period						
5 Tafara Gapare	F 09:37	0-2	0-0	0-0	0 2 2	3 0	0	0	1	1	0	-4	1st FG%	17-42	40.5%				
12 Tyzhaun Claude	F 27:32	8-15	1-2	2-4	3 3 6	5 2	19	3	1	1	0	9	3PT%	5-8	62.5%				
13 Miles Kelly	G 35:15	9-24	1-5	8-13	4 2 6	1 8	27	2	0	1	0	2	FT%	11-19	57.9%				
14 Kowacie Reeves	G 35:04	6-10	1-4	2-3	3 4 7	0 3	15	2	1	1	0	6	2nd FG%	17-35	48.6%				
24 Amaree Abram	G 20:23	2-8	0-2	2-3	2 2 4	1 2	6	3	1	1	0	1	3PT%	2-9	22.2%				
1 Kyle Sturdivant	22:08	5-12	0-1	1-1	1 1 2	3 1	11	2	0	0	0	1	FT%	11-19	57.9%				
3 Dallan "Deebo" Coleman	28:16	3-5	1-2	0-1	1 3 4	3 1	7	0	0	1	0	4	GMFG%	34-77	44.2%				
10 Ebenezer Dowuona	05:54	1-1	0-0	0-0	1 0 1	1 0	2	0	0	1	0	-2	3PT%	4-18	22.2%				
4 Carter Murphy	02:59	0-0	0-0	0-0	0 0 0	1 0	1	0	0	0	0	-2	FT%	16-27	59.3%				
23 Ibrahim Sacko	12:52	0-0	0-0	1-2	0 3 3	2 1	0	0	1	0	0	-5	Dead Ball Rebounds: 5, 0						
Team					7 1 8	0	0	1	0	1	0		Technical Fouls: NONE						
Totals	34:77	4-16	16-27	22	21	43	19	88	12	7	6	3	6	3	-3				

Biggest lead		Points from		Period by Period Scoring			
Howard	GaTech	Turnovers	Howard	GaTech	1st	2nd	TOT
14 (2 nd 16:55)	6 (2 nd 0:08)	6	17	Paint	46	50	
Best Scoring Run	11 (2 nd 17:55)	11 (2 nd 13:13)	Second Chance	11	16		
Lead Changes	8	8	Fast Breaks	12	13		
Times Tied	5	5	Bench	26	21		
Time with Lead	30:31	07:42	GoSo	41	47	88	
			GaTech	41	47	88	

Official Basketball Box Score - Final													Game Time: 7:30 PM						
UMass Lowell at Georgia Tech													Game Duration: 2:10						
11/14/23 McCamish Pavilion, Atlanta													Attendance: 3,778						
2023-24 Men's Basketball													Officials: Jamie Luckie, Raymie Syons, Kellen Mirer						
UMass Lowell - 74													Record: 3-0						
NO. Name	Min	FG	3P	FT	Rebounds	Fouls	TP	AS	TO	ST	Blocks	+/-	Shooting By Period						
10 Max Brooks	F 27:22	2-7	0-0	1-2	2 7 9	4 2	5	2	1	4	2	15	1st FG%	11-34	32.4%				
12 Abdoul Karim Coulibaly	F 23:10	7-12	0-0	2-2	4 5 9	4 3	16	0	0	1	0	15	3PT%	0-8	0.0%				
1 Brayden O'Connor	G 36:25	6-9	1-3	5-6	0 5 5	1 4	18	0	1	2	0	9	FT%	1-3	33.3%				
2 Ayinde Hikim	G 36:40	9-24	1-5	5-5	0 3 3	2 6	24	3	1	1	0	3	2nd FG%	17-33	51.5%				
4 Yuri Covington	G 15:26	0-2	0-2	0-0	0 0 0	1 0	0	0	0	0	0	5	3PT%	2-7	28.6%				
5 Anthony Maxwell	13:15	0-3	0-1	0-0	0 1 1	2 2	0	0	1	0	0	-14	FT%	15-16	93.8%				
23 Cam Morris II	21:10	3-5	0-0	1-1	3 4 7	3 2	7	2	3	0	0	-12	GMFG%	26-67	41.8%				
11 Andres Fulgencio	18:14	0-2	0-2	2-2	0 3 3	2 1	2	2	0	1	0	-1	3PT%	2-15	13.3%				
3 Quinton Mincey	08:18	1-3	0-2	0-1	2 1 3	1 2	0	1	0	0	0	-12	FT%	16-19	84.2%				
Team					2 0 2	0	0	1	0	1	0		Dead Ball Rebounds: 2, 1						
Totals	28:67	2-15	16-19	13	29	42	19	22	74	12	10	7	6	3	-3	Technical Fouls: NONE			

Official Basketball Box Score - Final													Game Time: 7:30 PM					
Georgia Tech - 71													Game Duration: 2:11					
11/14/23 McCamish Pavilion, Atlanta													Attendance: 3,778					
2023-24 Men's Basketball													Officials: Jamie Luckie, Raymie Syons, Kellen Mirer					
Georgia Tech - 71													Record: 2-4					
NO. Name	Min	FG	3P	FT	Rebounds	Fouls	TP	AS	TO	ST	Blocks	+/-	Shooting By Period					
5 Tafara Gapare	F 13:32	0-1	0-0	0-0	1 2 3	3 1	0	1	2	0	1	-17	1st FG%	9-30	30.0%			
12 Tyzhaun Claude																		

2023-24 BOX SCORES

Mississippi St. - 59 Record: 6-1

NO. Name	Min	FG	3P	FT	Rebounds	Fouls	TP	AS	TO	ST	Blocks	+/-	
		M-A	M-A	M-A	OR DR TOT	PF	FD				BS BA		
0 D.J. Jeffries	32:57	4-9	1-5	1-1	1 5 6	3	1	10	0	1	2	0	-4
4 Cameron Matthews	30:15	1-3	0-1	0-2	3 3 6	5	1	2	1	2	1	0	-2
15 Jimmy Bell Jr.	28:19	2-4	0-0	2-3	4 9 13	3	5	6	2	1	1	0	-16
10 Dashawn Davis	22:29	3-10	1-4	5-6	1 2 3	3	7	12	1	4	3	0	-6
11 Trey Fort	12:11	2-10	1-4	0-0	1 0 1	1	0	5	0	1	1	0	-5
13 Josh Hubbard	30:06	6-18	3-10	2-2	0 4 4	1	2	17	1	0	0	0	-2
3 Shakeel Moore	15:57	1-5	0-1	2-2	1 2 3	0	2	4	0	2	0	0	-1
5 Shawn Jones, Jr.	23:06	1-6	1-5	0-0	2 1 3	3	1	3	0	0	0	1	0
34 Gai Chol	02:25	0-0	0-0	0-0	0 0 0	0	0	0	0	0	0	0	1
12 KeShawn Murphy	02:15	0-0	0-0	0-0	0 0 0	0	0	0	0	0	0	0	-7
Team					1 3 4			0	2				
Totals		20-65	7-30	12-16	14 29 43	19	20	59	5	13	8	2	-8

Technical Fouls: NONE

Georgia Tech - 67 Record: 3-2

NO. Name	Min	FG	3P	FT	Rebounds	Fouls	TP	AS	TO	ST	Blocks	+/-	
		M-A	M-A	M-A	OR DR TOT	PF	FD				BS BA		
11 Baye Ndongo	18:19	1-7	0-1	0-0	3 3 6	3	0	2	3	1	2	1	0
10 Ebenezer Dowuona	18:16	1-1	0-0	0-0	1 1 2	2	0	0	1	1	1	0	0
2 Nathanael George	31:46	4-10	0-3	3-5	1 1 2	3	11	1	0	0	1	0	2
13 Miles Kelly	34:22	5-16	4-9	8-10	3 9 12	3	7	22	1	2	0	0	1
14 Kwaciacie Reeves	32:44	2-10	0-3	2-2	1 5 6	2	3	6	1	1	0	1	0
1 Kyle Sturdivant	12:08	4-7	1-2	3-4	1 2 3	3	2	12	0	3	2	0	0
3 Dallan "Deebo" Coleman	28:10	2-7	2-7	0-0	1 3 4	1	2	6	2	0	0	0	1
12 Tyzhaun Claude	08:31	0-1	0-1	1-2	0 1 1	3	1	1	0	0	0	0	0
23 Ibrahim Sacko	11:31	1-1	0-0	0-0	0 3 3	0	1	2	0	0	2	1	-3
4 Carter Murphy	04:28	1-1	1-1	0-0	0 1 1	1	0	0	0	0	0	0	2
Team					1 2 3			0	1				
Totals		21-61	8-27	17-23	12 33 45	20	19	67	8	12	7	5	2

Technical Fouls: NONE

Biggest lead	MissSt	GaTech
0 (1 st 20:00)	16 (2 nd 14:16)	
Best Scoring Run	0 (1 st 20:00)	9 (2 nd 18:29)
Lead Changes	8 (2 nd 2:44)	9 (2 nd 18:29)
Times Tied	2	
Time with Lead	00:00	38:01

Points from Turnovers	MissSt	GaTech
5	16	
Paint	26	20
Second Chance	13	5
Fast Breaks	8	8
Bench	24	24

Period by Period Scoring	1st	2nd	TOT
MissSt	26	33	59
GaTech	39	28	67

Georgia Tech - 62 Record: 4-3

NO. Name	Min	FG	3P	FT	Rebounds	Fouls	TP	AS	TO	ST	Blocks	+/-	
		M-A	M-A	M-A	OR DR TOT	PF	FD				BS BA		
11 Baye Ndongo	24:20	4-12	0-0	0-0	5 6 11	3	2	8	3	4	3	0	-11
10 Ebenezer Dowuona	08:02	0-1	0-0	0-0	1 0 1	0	0	0	0	1	0	0	-6
2 Nathanael George	26:36	2-9	1-5	0-0	0 5 5	3	3	5	1	0	0	0	-16
13 Miles Kelly	27:51	4-15	2-8	2-2	1 6 7	2	2	12	4	2	1	0	-15
14 Kwaciacie Reeves	27:51	5-10	2-5	0-0	1 2 3	0	0	12	0	0	0	1	-2
3 Dallan "Deebo" Coleman	27:53	3-12	2-6	0-0	2 2 4	2	0	8	2	0	1	0	-11
1 Kyle Sturdivant	13:24	1-4	1-1	0-0	0 0 0	2	0	3	0	1	0	0	-2
12 Tyzhaun Claude	10:54	1-4	0-0	3-6	2 2 4	2	3	5	1	1	0	0	2
23 Ibrahim Sacko	09:33	1-3	0-1	0-2	2 1 3	1	1	2	1	0	1	0	-6
4 Carter Murphy	02:05	0-0	0-0	0-0	0 0 0	0	0	0	0	0	0	0	-2
5 Tafara Gapare	17:40	3-5	0-1	1-3	1 1 2	3	3	7	0	0	0	2	-5
Team					2 1 3			0	0				
Totals		24-75	8-27	6-13	17 26 43	18	14	62	15	8	7	5	-14

Technical Fouls: NONE

Georgia - 76 Record: 6-3

NO. Name	Min	FG	3P	FT	Rebounds	Fouls	TP	AS	TO	ST	Blocks	+/-	
		M-A	M-A	M-A	OR DR TOT	PF	FD				BS BA		
12 Matthew Alexander Moncrieffe	06:33	0-1	0-0	0-0	0 1 1	2	0	0	1	1	0	0	1
54 Russel Tchewa	30:14	2-5	0-1	3-4	2 7 9	4	2	7	3	2	1	0	0
1 Jabri Abdur-Rahim	27:43	5-9	1-3	1-1	1 7 8	1	1	12	0	1	0	0	-1
3 Noah Thomasson	27:17	6-10	2-5	2-3	1 4 5	0	1	16	2	0	3	0	0
4 Silas Demary Jr.	26:38	3-9	0-2	2-5	2 5 7	4	6	8	1	0	0	2	19
15 RJ Melendez	26:19	2-10	0-7	2-2	3 4 7	0	4	6	1	2	0	1	4
11 Justin Hill	25:09	4-13	3-8	3-4	0 2 2	0	2	14	4	1	0	0	1
0 Blue Cain	20:21	4-7	4-7	0-0	0 4 4	0	1	12	2	1	0	0	16
5 Frank Anselme-Ibe	09:46	0-1	0-0	1-2	0 2 2	3	1	1	0	1	0	2	1
Team					4 1 5			0	0				
Totals		26-65	10-33	14-21	13 37 50	14	18	76	14	9	4	4	14

Technical Fouls: NONE

Biggest lead	GaTech	UGA
0 (1 st 20:00)	23 (2 nd 10:21)	
Best Scoring Run	9 (2 nd 7:31)	9 (1 st 6:27)
Lead Changes	0	
Times Tied	1	
Time with Lead	00:00	39:29

Points from Turnovers	GaTech	UGA
10	13	
Paint	32	28
Second Chance	23	16
Fast Breaks	5	2
Bench	25	33

Period by Period Scoring	1st	2nd	TOT
GaTech	20	42	62
UGA	36	40	76

Duke at Georgia Tech Record: 24-9

NO. Name	Min	FG	3P	FT	Rebounds	Fouls	TP	AS	TO	ST	Blocks	+/-	
		M-A	M-A	M-A	OR DR TOT	PF	FD				BS BA		
15 Ryan Young	31:57	1-4	0-0	0-0	2 1 3	0	0	2	1	1	0	0	-13
30 Kyle Filkowski	35:10	4-9	0-3	4-6	3 6 9	1	5	12	5	0	1	4	-8
0 Jared McCain	30:26	3-10	0-3	0-0	1 2 3	2	0	6	0	0	0	0	-2
3 Jeremy Roach	40:00	6-12	2-3	6-7	2 6 8	4	3	20	4	2	2	0	-4
5 Tyrese Proctor	01:16	0-1	0-0	0-0	0 0 0	0	0	0	0	0	0	0	-1
1 Caleb Foster	35:56	5-8	1-2	1-4	0 1 1	2	2	12	1	1	2	1	0
25 Mark Mitchell	27:54	5-11	0-1	1-3	3 1 4	4	2	11	0	1	1	0	2
12 TJ Power	16:16	1-2	1-2	0-0	0 2 2	1	0	3	0	0	0	0	1
2 Jaylen Blakes	08:58	1-5	0-2	0-0	0 0 0	0	0	0	0	0	0	0	1
13 Sean Stewart	02:07	0-0	0-0	0-0	0 0 0	0	0	0	0	0	0	0	-3
Team					2 1 3			0	0				
Totals		26-62	4-16	12-20	13 20 33	15	12	68	11	6	8	5	-4

Technical Fouls: NONE

Georgia Tech - 78 Record: 4-8

NO. Name	Min	FG	3P	FT	Rebounds	Fouls	TP	AS	TO	ST	Blocks	+/-	
		M-A	M-A	M-A	OR DR TOT	PF	FD				BS BA		
11 Baye Ndongo	26:33	9-11	1-2	2-3	0 5 5	2	3	21	2	1	1	4	0
10 Ebenezer Dowuona	20:44	1-1	0-0	0-0	1 2 3	3	1	2	0	1	0	1	0
2 Nathanael George	28:13	1-6	0-4	0-1	0 1 1	2	2	9	3	0	0	0	0
13 Miles Kelly	36:09	5-13	2-8	4-4	1 6 7	1	3	16	2	2	0	1	2
14 Kwaciacie Reeves	33:15	5-7	4-5	0-0	1 3 4	1	0	14	0	2	0	0	8
23 Ibrahim Sacko	02:17	1-1	0-0	0-0	0 0 0	0	0	2	0	0	0	1	0
3 Dallan "Deebo" Coleman	20:57	2-4	0-1	1-1	0 3 3	1	1	5	1	0	0	1	-11
1 Kyle Sturdivant	13:44	1-4	0-2	4-4	0 0 0	0	3	6	4	2	0	0	-7
12 Tyzhaun Claude	16:14	2-6	0-1	0-0	1 7 8	0	1	4	1	0	0	0	-2
4 Carter Murphy	01:54	0-0	0-0	0-0	0 0 0	0	0	0	0	0	0	0	-3
Team					2 0 2			0	1				
Totals		27-63	7-23	11-13	6 27 33	12	14	72	19	12	1	8	5

Technical Fouls: NONE

Biggest lead	Duke	GaTech
4 (2 nd 2:22)	11 (1 st 16:11)	
Best Scoring Run	9 (1 st 6:55)	12 (1 st 16:25)
Lead Changes	5	
Times Tied	8	
Time with Lead	01:38	34:40

Points from Turnovers	Duke	GaTech
17	2	
Paint	38	32
Second Chance	17	0
Fast Breaks	6	6
Bench	28	

2023-24 BOX SCORES

Official Basketball Box Score - Final															Game Time: 12:00 PM	
Georgia Tech at Penn St.															Game Duration: 2:25	
12/16/23 Madison Square Garden, New York															2023-24 Men's Basketball	
Georgia Tech - 82															Record: 6-3	
Officials: Bill Ek, Todd Austin, Tommy Morissey																
NO. Name	Min	FG	3P	FT	Rebounds	Fouls	TP	AS	TO	ST	Blocks	BS	BA	+/-	Shooting By Period	
11 Baye Ndongo	F 34:58	5-7	0-0	2-3	4 15 19	3 5 12	1	0	0	1	0	0	1	0	-2	1st FG% 16.33 48.5%
10 Ebenezer Dowuona	C 10:22	1-4	0-0	0-0	2 1 3	1 0 2	1	1	0	0	0	0	0	-8	3PT% 3-12 25.0%	
2 Nathen George	G 33:15	4-6	0-0	0-0	2 1 3	1 0 8	3	1	0	0	0	0	0	-10	FT% 4-7 57.1%	
13 Miles Kelly	G 37:02	3-13	0-7	4-6	3 2 5	3 4 10	6	2	2	0	0	0	0	-5	2nd FG% 13.30 43.3%	
14 Kwaciac Reeves	G 31:52	5-12	1-5	4-6	1 4 5	1 4 15	0	0	0	0	1	1	0	-5	3PT% 2-8 25.0%	
1 Kyle Sturdivant	14:09	4-6	0-0	0-0	2 2 2	1 0 8	3	5	0	0	0	0	0	6	FT% 5-8 62.5%	
3 Dallan "Deebo" Coleman	23:59	2-4	1-3	0-0	3 2 5	3 2 5	3	0	0	0	1	0	0	10	OT FG% 3-8 37.5%	
5 Tafara Gapare	28:36	7-16	3-6	3-4	2 4 6	2 3 20	0	1	0	1	0	1	0	11	3PT% 0-2 0.0%	
12 Tyzhaun Claude	06:49	1-2	0-0	0-0	2 0 2	1 0 2	1	0	1	1	0	1	0	2	FT% 4-4 100%	
24 Amaree Abram	03:58	0-1	0-1	0-0	0 0 0	0 0 0	0	2	0	0	0	0	0	1	GM FG% 32.71 45.1%	
Team					3 3 6	0 0 0	0	0	0	0	0	0	0	0	3PT% 5-22 22.7%	
Totals		32-71	5-22	13-19	20 34 54	16 18 82	25	17	3	5	3	1	1	1	FT% 13-19 68.4%	
Technical Fouls: NONE															Dead Ball Rebounds: 7, 0	
Penn St. - 81															Record: 5-6	
Officials: None																
NO. Name	Min	FG	3P	FT	Rebounds	Fouls	TP	AS	TO	ST	Blocks	BS	BA	+/-	Shooting By Period	
22 Qudus Wahab	F 34:22	1-6	0-0	4-6	3 7 10	2 5 6	1	0	1	2	1	1	0	3	1st FG% 12-27 44.4%	
24 Zach Hicks	F 14:03	0-1	0-1	0-0	0 0 0	1 0 0	1	0	0	0	0	0	0	3	3PT% 6-14 42.9%	
0 Kanye Clary	G 38:06	10-19	2-3	1-1	1 6 7	1 2 23	3	2	1	0	0	0	0	4	FT% 7-9 77.8%	
1 Ace Baldwin Jr.	G 43:27	7-16	4-8	0-2	1 0 1	2 4 18	7	2	4	0	2	2	2	-1	2nd FG% 13-35 37.1%	
4 Puff Johnson	G 33:24	6-16	3-12	0-0	1 3 4	1 4 15	0	2	0	2	0	1	13	3PT% 5-14 35.7%		
2 D'Marco Dunn	29:32	5-12	3-7	4-6	2 1 3	0 3 17	3	1	2	0	1	0	-1	OT FG% 4-8 50%		
3 Nick Kern	11:26	0-0	0-0	2-2	0 0 0	3 2 0	0	1	3	0	0	0	-13	FT% 4-12 33.3%		
11 Leo O'Boyle	13:04	0-1	0-1	0-0	1 0 1	1 0 0	0	0	0	0	0	0	0	-4	3PT% 1-5 20.0%	
14 Demetrius Lilley	05:59	0-2	0-0	0-0	1 0 1	1 0 0	0	0	0	0	0	0	-7	FT% 0-0 0%		
21 RayQuawndis Mitchell	01:37	0-1	0-1	0-0	0 0 0	0 0 0	0	0	0	0	0	0	0	-5	GM FG% 29-74 39.2%	
Team					4 1 5	0 0 0	0	0	0	0	0	0	0	0	3PT% 12-33 36.4%	
Totals		29-74	12-33	11-17	14 18 32	16 8 81	15	6	13	3	5	1	1	1	FT% 11-17 64.7%	
Technical Fouls: NONE															Dead Ball Rebounds: 3, 0	
Points from															Period by Period Scoring	
Biggest lead	GT 10 (2nd 8:38)		PSU 5 (1st 17:52)		Turnovers	9 27		1st 2nd OTI TOT		GT 39 33 10 82		PSU 37 35 9 81		Period by Period Scoring		
Best Scoring Run	9 (2nd 13:51)		8 (2nd 1:19)		Paint	42 28		1st 2nd TOT		GT 37 36 73		PSU 31 39 70		Period by Period Scoring		
Lead Changes	11		11		Second Chance	24 20		1st 2nd TOT		GT 37 36 73		PSU 31 39 70		Period by Period Scoring		
Times Tied	10		10		Fast Breaks	4 10		1st 2nd TOT		GT 37 36 73		PSU 31 39 70		Period by Period Scoring		
Time with Lead	22:02		14:39		Bench	35 19		1st 2nd TOT		GT 37 36 73		PSU 31 39 70		Period by Period Scoring		

Official Basketball Box Score - Final															Game Time: 4:00 PM	
Georgia Tech at Massachusetts															Game Duration: 2:10	
12/21/23 SimpliFi Arena at Stan Sheriff Center, Honolulu															2023-24 Men's Basketball	
Georgia Tech - 73															Record: 7-3	
Officials: Tony Padilla, Chris Beaver, Tommy Nunes																
NO. Name	Min	FG	3P	FT	Rebounds	Fouls	TP	AS	TO	ST	Blocks	BS	BA	+/-	Shooting By Period	
11 Baye Ndongo	F 29:32	6-6	0-0	0-1	3 5 8	3 1 12	0	5	0	2	0	0	0	-5	1st FG% 13.27 48.1%	
10 Ebenezer Dowuona	C 06:02	0-0	0-0	0-0	0 0 0	1 0 0	0	0	0	0	0	0	0	-13	3PT% 3-11 27.3%	
2 Nathen George	G 20:59	3-3	1-1	2-2	0 2 2	3 1 9	5	3	0	0	0	0	0	-5	FT% 8-8 100%	
13 Miles Kelly	G 26:44	2-11	0-6	3-3	0 6 6	1 4 7	0	1	1	0	1	0	-2	2nd FG% 12.24 50.0%		
14 Kwaciac Reeves	G 26:36	3-10	0-2	3-5	0 4 4	2 3 9	1	2	0	0	1	4	0	-4	3PT% 2-6 33.3%	
23 Ibrahima Sacko	09:08	1-2	1-1	0-0	2 1 3	3 0 3	0	3	0	0	0	0	0	14	FT% 10-13 76.9%	
1 Kyle Sturdivant	26:56	6-10	1-3	8-8	1 2 3	0 5 21	0	2	3	0	0	0	0	14	GM FG% 25-51 49.0%	
3 Dallan "Deebo" Coleman	24:49	4-8	2-4	2-2	1 1 2	1 6 12	0	3	1	0	1	0	1	2	3PT% 5-17 29.4%	
12 Tyzhaun Claude	23:14	0-0	0-0	0-0	2 7 9	2 0 0	0	0	0	0	0	0	0	16	FT% 18-21 85.7%	
5 Tafara Gapare	06:00	0-1	0-0	0-0	0 0 0	0 0 0	0	1	0	0	2	0	0	0	Dead Ball Rebounds: 1, 0	
Team					1 4 5	0 0 0	0	0	0	0	0	0	0	0		
Totals		25-51	5-17	18-21	10 32 42	16 20 73	7	21	6	5	3	3	3	3	Technical Fouls: NONE	
Massachusetts - 70															Record: 6-3	
Officials: None																
NO. Name	Min	FG	3P	FT	Rebounds	Fouls	TP	AS	TO	ST	Blocks	BS	BA	+/-	Shooting By Period	
23 Josh Cohen	F 32:56	4-9	0-1	2-6	1 2 3	3 5 10	2	2	0	1	1	1	1	5	1st FG% 12-34 35.3%	
33 Matt Cross	F 22:34	8-15	3-9	2-2	6 3 9	4 1 17	2	4	4	1	2	7	0	-7	3PT% 5-17 29.4%	
3 Rashod Diggins	G 32:59	5-16	5-10	0-2	1 3 4	3 1 15	0	1	4	0	0	0	0	0	2nd FG% 14.33 42.4%	
5 Keon Thompson	G 31:56	3-7	0-2	1-2	1 4 5	2 3 7	4	1	2	1	0	0	0	12	3PT% 5-14 35.7%	
4 Jayden Ndjigue	G 25:48	5-8	1-2	0-2	2 2 4	3 4 11	1	1	5	0	0	0	15	FT% 6-10 60%		
1 Robert Davis Jr.	10:25	1-4	1-3	3-3	0 0 0	2 1 6	0	0	0	0	1	0	10	GM FG% 26-67 38.8%		
1 Daniel Hanks-Santford	17:23	1-3	0-1	0-0	1 1 2	2 0 2	0	0	0	0	0	0	-17	3PT% 10-31 32.3%		
2 Jaylen Curry	10:10	1-4	0-2	0-0	0 0 0	1 0 0	2	1	1	0	0	0	-19	FT% 8-19 42.1%		
10 Marqui Worthy	05:49	0-1	0-1	0-2	0 0 0	0 1 0	0	1	0	0	0	0	-8	Dead Ball Rebounds: 5, 0		
Team					3 3 6	0 0 0	0	0	0	0	0	0	0	0		
Totals		26-67	10-31	8-19	15 18 33	20 16 70	11	11	16	3	5	3	3	3	Technical Fouls: NONE	
Points from															Period by Period Scoring	
Biggest lead	GaTech 8 (2nd 9:46)		UMass 11 (2nd 13:14)		Turnovers	12 23		1st 2nd TOT		GaTech 37 36 73		UMass 31 39 70		Period by Period Scoring		
Best Scoring Run	9 (2nd 9:23)		12 (2nd 16:49)		Paint	28 24		1st 2nd TOT		GaTech 37 36 73		UMass 31 39 70		Period by Period Scoring		
Lead Changes	4		4		Second Chance	12 17		1st 2nd TOT		GaTech 37 36 73		UMass 31 39 70		Period by Period Scoring		
Times Tied	4		4		Fast Breaks	23 11		1st 2nd TOT		GaTech 37 36 73		UMass 31 39 70		Period by Period Scoring		
Time with Lead	08:20		29:50		Bench	36 10		1st 2nd TOT		GaTech 37 36 73		UMass 31 39 70		Period by Period Scoring		

Official Basketball Box Score - Final															Game Time: 6:00 PM	
Georgia Tech at Hawaii															Game Duration: 1:58	
12/22/23 SimpliFi Arena at Stan Sheriff Center, Honolulu															2023-24 Men's Basketball	
Georgia Tech - 73															Record: 8-3	
Officials: Marques Pettigrew, Nate Harris, Bart Lenox																
NO. Name	Min	FG	3P	FT	Rebounds	Fouls	TP	AS	TO	ST	Blocks	BS	BA	+/-	Shooting By Period	
5 Tafara Gapare	F 29:01	4-8	0-2	1-2	3 4 7	4 1 9	0	1	0	4	0	3	0	3	1st FG% 18-31 58.1%	
11 Baye Ndongo	F 29:39	10-12	0-1	2-2	6 6 12	5 3 22	0	0	1	0	0	0	6	3PT% 4-9 44.4%		
2 Nathen George	G 31:40	4-12	2-6	4-6	1 1 2	2 5 14	3	1	0	0	0	0	2	FT% 3-4 75%		
13 Miles Kelly	G 32:43	5-11	1-3	3-4	1 4 5	1 4 14	3	1	0	0	0	0	9	2nd FG% 11-32 34.4%		
14 Kwaciac Reeves	G 32:55	3-7	1-1	0-0	1 4 5	0 7 0	1	0	0	0	1	1	1	11	3PT% 1-8 12.5%	
1 Kyle Sturdivant	16:12	2-7	1-1	0-0	0 3 3	0 1 5	2	0	0	0	0	0	2	FT% 7-11 63.6%		
3 Dallan "Deebo" Coleman	15:05	0-4	0-3	0-1	1 3 4	2 1 0	0	0	0	0	0	0	0	2	GM FG% 29-63 46.0%	
12 Tyzhaun Claude	12:45	1-2	0-0	0-0	1 4 5	3 1 2	0	2	0	0	1	-4	3PT% 5-17 29.4%			
Team					1 2 3	0 0 1	0	0	0	0	0	0	0	0	FT% 10-15 66.7%	
Totals		29-63	5-17	10-15	15 31 46	17 16 73	11	9	2	4	2	5	1	1	Dead Ball Rebounds: 3, 2	
Technical Fouls: NONE															Dead Ball Rebounds: 3, 2	
Hawaii - 68															Record: 8-3	
Officials: None																
NO. Name	Min	FG	3P	FT	Rebounds	Fouls	TP	AS	TO	ST	Blocks	BS	BA	+/-	Shooting By Period	
1 Justin McKoy	F 32:50	4-7	2-4	1-2	2 5 7	3 1 11	1	1	1	0	0	0	0	-8	1st FG% 10-29 34.5%	
5 Bernardo Da Silva	F 30:49	5-9	0-0	7-10	3 2 5	3 6 17	1	1	1	0	0	2	-3	3PT% 4-15 26.7%		
3 Jovon McClanahan	G 36:23	6-16	2-6	5-8	0 3											

2023-24 BOX SCORES

Official Basketball Box Score - Final													Game Time: 7:00 PM	
Georgia Tech at Florida State													Game Duration: 2:14	
01/03/24 Donald L. Tucker Center, Tallahassee													Attendance: 4,248	
2023-24 Men's Basketball													Officials: Bert Smith, John Galfrey, Matt Potter	
Georgia Tech - 71													Record: 8-5 (1-1)	
NO. Name	Min	FG	3P	FT	Rebounds	Fouls	TP	AS	TO	ST	Blocks	+/-	Shooting By Period	
11 Baye Ndongo	F 33:52	3-5	0-1	4-8	3 6 9	4 8	10	0	3	1	1	0	-13	1st FG% 8-30 26.7%
23 Ibrahimia Sacko	F 07:44	0-1	0-1	0-0	0 0 0	2 0	0	0	1	0	0	0	-1	3PT% 1-4 25.0%
2 Nathanael George	G 25:42	2-8	0-4	3-5	1 3 4	1 4	7	3	1	1	0	0	-6	FT% 2-4 50.0%
13 Miles Kelly	G 31:14	7-15	3-6	3-5	1 5 6	3 4	20	0	2	0	0	0	-7	2nd FG% 17-29 58.6%
14 Kowacice Reeves	G 33:48	7-16	3-7	1-2	2 4 6	2 2	18	2	1	1	1	1	-10	3PT% 6-12 50.0%
5 Tafara Gapare	15:09	1-3	0-2	0-2	0 0 0	0 0	2	1	1	0	0	0	-7	FT% 12-22 54.5%
1 Kyle Sturdivant	26:49	1-5	0-2	3-4	0 1 1	2 3	5	5	0	0	0	0	-10	GM FG% 25-59 42.4%
3 Dallan "Deebo" Coleman	18:04	3-5	1-3	0-0	0 2 2	1 1	7	0	0	1	0	0	-2	3PT% 7-26 26.9%
12 Tyzhaun Claude	07:38	1-1	0-0	0-0	0 0 0	3 0	2	0	1	0	0	0	-1	FT% 14-26 53.8%
Team					2 1 3	0	0	0	0	0	0	0		Dead Ball Rebounds: 8, 0
Totals		25-59	7-26	14-26	9 22 31	18 21	71	11	10	4	2	1	-11	

Official Basketball Box Score - Final													Game Time: 7:00 PM	
Florida State - 82													Game Duration: 2:20	
01/03/24 Donald L. Tucker Center, Tallahassee													Attendance: 4,248	
2023-24 Men's Basketball													Officials: Bert Smith, John Galfrey, Matt Potter	
Florida State - 82													Record: 7-6 (1-1)	
NO. Name	Min	FG	3P	FT	Rebounds	Fouls	TP	AS	TO	ST	Blocks	+/-	Shooting By Period	
2 Jamir Watkins	F 20:19	3-6	2-3	3-3	1 4 5	4 3	11	2	4	0	0	1	2	1st FG% 13-32 40.6%
5 De'Ante Green	F 08:58	1-3	0-1	0-0	0 1 1	2 1	2	0	1	0	0	0	0	3PT% 4-10 40.0%
11 Baba Miller	F 25:19	4-8	0-2	0-1	1 2 3	3 2	8	0	1	1	0	0	0	FT% 2-3 66.7%
1 Jalen Warley	G 19:24	3-9	1-1	2-2	1 2 3	2 1	9	3	0	1	1	1	3	2nd FG% 18-28 64.3%
22 Darian Green Jr.	G 36:03	4-7	2-3	0-0	0 4 4	3 0	10	1	1	2	0	0	9	3PT% 3-7 42.9%
33 Jaylan Gainey	12:22	1-1	0-0	2-2	1 4 5	0 3	4	0	0	1	0	0	5	FT% 11-14 78.6%
10 Taylor Bol Bowen	14:12	2-3	0-1	0-0	2 1 3	0 4	1	1	1	0	0	0	8	GM FG% 31-60 51.7%
23 Primo Spears	21:32	4-10	0-2	2-3	0 2 2	2 4	10	3	2	0	0	0	11	3PT% 7-17 41.2%
0 Chandler Jackson	16:29	5-7	1-2	3-4	0 2 2	0 2	14	2	1	1	0	0	11	FT% 13-17 76.5%
3 Cameron Corthen	17:08	3-4	0-0	0-0	2 2 4	2 1	6	0	1	0	0	0	7	Dead Ball Rebounds: 2, 0
20 Josh Nickelberry	03:57	0-0	0-0	1-2	0 0 0	0 1	1	0	0	0	0	0	2	
12 Tom House	04:17	1-2	1-2	0-0	1 0 1	0 0	3	0	1	0	0	0	0	
Team					0 5 0	0	0	0	0	0	0	0		
Totals		31-60	7-17	13-17	9 29 38	21 18	82	12	13	7	1	2	11	

Biggest lead		Points from Turnovers		Period by Period Scoring	
GT	FSU	1st	2nd	TOT	
3 (1st 18:31)	17 (2nd 17:23)	10	10	20	
Best Scoring Run	8 (2nd 10:15)	10 (1st 13:29)	30	30	
Lead Changes	1	8	8	16	
Times Tied	1	11	2	13	
Time with Lead	01:31	36:04	16	42	

Official Basketball Box Score - Final													Game Time: 4:00 PM	
Boston College at Georgia Tech													Game Duration: 2:06	
01/06/24 McCormick Pavilion, Atlanta													Attendance: 5,052	
2023-24 Men's Basketball													Officials: Roger Ayers, Sean Hill, Jenna Rensu	
Boston College - 95													Record: 10-4 (1-2)	
NO. Name	Min	FG	3P	FT	Rebounds	Fouls	TP	AS	TO	ST	Blocks	+/-	Shooting By Period	
10 Prince Aligbe	F 26:54	2-6	1-4	1-2	0 5 5	2 1	6	1	0	2	1	0	11	1st FG% 15-33 45.5%
12 Quinten Post	F 34:47	6-13	2-5	1-1	0 4 4	2 5	15	7	2	0	1	0	12	3PT% 5-13 38.5%
21 Devin McClockton	F 32:00	12-15	3-4	3-4	1 4 5	4 3	30	2	2	1	0	20	FT% 3-3 100%	
1 Claudell Harris Jr.	G 36:37	8-10	4-4	6-9	1 0 1	1 4	26	3	0	0	0	15	2nd FG% 20-30 66.7%	
3 Jaeden Zackery	G 29:44	2-8	0-1	0-0	2 3 5	0 3	4	5	1	0	0	1	7	3PT% 7-10 70.0%
00 Chas Kelley III	16:30	4-7	1-3	0-0	0 1 1	1 0	9	1	0	0	0	-12	FT% 10-15 66.7%	
13 Donald Hand Jr.	13:18	1-4	1-2	0-0	0 0 0	0 0	3	0	0	0	0	1	4	GM FG% 35-63 55.6%
2 Armani Mighty	04:41	0-0	0-0	0-0	0 0 0	0 0	0	0	0	0	0	0	-6	3PT% 12-23 52.2%
45 Mason Madsen	05:29	0-0	0-0	2-2	0 0 0	3 2	2	2	0	0	0	0	-11	FT% 13-18 72.2%
Team					1 2 3	0	0	0	0	0	0	0		Dead Ball Rebounds: 2, 0
Totals		35-63	12-23	13-18	5 19 24	18 15	95	21	5	4	3	2	8	

Official Basketball Box Score - Final													Game Time: 4:00 PM	
Georgia Tech - 87													Game Duration: 2:06	
01/06/24 McCormick Pavilion, Atlanta													Attendance: 5,052	
2023-24 Men's Basketball													Officials: Roger Ayers, Sean Hill, Jenna Rensu	
Georgia Tech - 87													Record: 8-6 (1-2)	
NO. Name	Min	FG	3P	FT	Rebounds	Fouls	TP	AS	TO	ST	Blocks	+/-	Shooting By Period	
11 Baye Ndongo	F 30:45	8-14	1-1	1-5	2 8 10	5 7	18	1	2	0	0	1	-11	1st FG% 20-35 57.1%
10 Ebenezer Dowuona	C 12:18	1-3	0-0	0-0	1 1 2	1 0	2	0	0	0	0	0	-9	3PT% 9-18 50.0%
2 Nathanael George	G 16:27	2-5	0-1	0-0	0 0 0	1 0	4	4	1	0	0	0	-17	FT% 2-2 100%
13 Miles Kelly	G 33:48	5-10	2-6	0-0	0 3 3	4 0	12	1	5	0	1	1	0	2nd FG% 12-24 50.0%
14 Kowacice Reeves	G 32:56	6-9	4-6	1-1	1 1 2	1 3	17	0	0	1	1	0	-10	3PT% 1-5 20.0%
1 Kyle Sturdivant	23:33	3-5	2-4	3-4	1 9 10	0 2	11	9	2	0	0	0	9	FT% 11-17 64.7%
12 Tyzhaun Claude	08:33	2-2	0-0	1-1	0 1 1	2 5	0	0	0	0	0	0	3	GM FG% 32-59 54.2%
3 Dallan "Deebo" Coleman	28:18	3-7	1-4	3-4	1 0 1	2 2	10	1	0	1	0	0	6	3PT% 10-23 43.5%
5 Tafara Gapare	13:22	2-4	0-1	4-4	0 1 1	0 2	8	0	0	1	0	1	-5	FT% 13-19 68.4%
Team					5 1 6	0	0	0	0	0	0	0		Dead Ball Rebounds: 3, 1
Totals		32-59	10-23	13-19	11 25 36	16 18	87	16	11	3	2	3	-8	

Biggest lead		Points from Turnovers		Period by Period Scoring	
BC	GaTech	1st	2nd	TOT	
10 (2nd 0:19)	16 (2nd 19:30)	20	7	27	
Best Scoring Run	12 (2nd 16:26)	34	36	70	
Lead Changes	8	7	11	18	
Times Tied	6	4	15	21	
Time with Lead	14:40	21:58	14	34	

Official Basketball Box Score - Final													Game Time: 9:00 PM	
Notre Dame at Georgia Tech													Game Duration: 2:20	
01/03/24 Cameron Indoor Stadium, Durham, NC													Attendance: 3,729	
2023-24 Men's Basketball													Officials: Ted Valentine, Jamie Luckie, Brent Hampton	
Notre Dame - 75													Record: 7-9 (2-3)	
NO. Name	Min	FG	3P	FT	Rebounds	Fouls	TP	AS	TO	ST	Blocks	+/-	Shooting By Period	
0 Carey Booth	F 17:34	2-4	0-2	0-0	0 3 3	0 0	4	0	1	0	0	0	-14	1st FG% 13-29 44.8%
13 Tae Davis	F 27:27	5-8	0-2	0-0	3 7 10	1 1	10	0	2	3	0	0	5	3PT% 5-14 35.7%
14 Kebba Njie	F 34:55	1-4	0-0	4-4	4 5 9	1 3	6	1	2	0	0	0	12	FT% 0-0 0%
3 Markus Burton	G 38:20	4-18	1-2	3-4	1 2 3	3 4	12	7	2	1	0	0	6	2nd FG% 10-27 37.0%
20 J.R. Koniczny	G 37:29	3-6	1-3	3-4	3 8 11	1 2	10	0	2	1	0	3	0	3PT% 2-8 25.0%
1 Julian Roper II	22:57	2-6	1-3	3-3	0 2 2	2 4	8	0	2	0	0	1	13	FT% 13-15 86.7%
11 Braeden Shrewsbury	31:34	7-12	5-9	6-6	0 3 3	1 5	25	1	0	0	0	0	26	OT FG% 1-5 20.0%
2 Logan Imes	04:53	0-1	0-0	0-0	0 0 0	0 0	0	0	2	0	0	0	-8	3PT% 1-2 50.0%
25 Matt Zona	09:52	0-2	0-2	0-0	1 2 3	1 0	0	0	1	0	0	0	-8	FT% 6-6 100%
Team					1 3 4	0	3	0	0	0	0	0		GM FG% 24-61 39.3%
Totals		24-61	8-24	19-21	13 35 48	12 16	75	11	16	5	1	2	7	3PT% 8-24 33.3%

Official Basketball Box Score - Final													Game Time: 9:00 PM	
Georgia Tech - 68													Game Duration: 2:20	
01/03/24 Cameron Indoor Stadium, Durham, NC													Attendance: 3,729	
2023-24 Men's Basketball													Officials: Ted Valentine, Jamie Luckie, Brent Hampton	
Georgia Tech - 68													Record: 8-7 (1-3)	
NO. Name	Min	FG	3P	FT	Rebounds	Fouls	TP	AS	TO	ST	Blocks	+/-	Shooting By Period	
11 Baye Ndongo	F 41:57	7-15	1-2	1-2	2 7 9	1 2	16	2	3	2	0	0	-12	1st FG% 11-34 32.4%
10 Ebenezer Dowuona	C 06:43	1-2	0-0	0-0	2 0 2	1 0	2	0	0	0	0	0	3	3PT% 4-14 28.6%
2 Nathanael George	G 30:52	4-9	1-5	0-1	0 2 2	1 3	9	11	3	2	0	0	7	FT% 3-5 60.0%
13 Miles Kelly	G 40:35	9-21	7-15	0-1	2 5 7	3 2	25	3	2	0	0	0	6	2nd FG% 15-30 50.0%
14 Kowacice Reeves	G 38:12	3-11	1-5	2-3	0 4 4	4 1	9	2	1	2	1	0	-4	3PT% 7-15 46.7%
1 Kyle Sturdivant	16:51	0-3	0-2											

2023-24 BOX SCORES

NCAA		Official Basketball Box Score - Final										Game Time: 9:00 PM	
		Georgia Tech at Clemson										Game Duration: 2:51	
		01/16/24 Littlejohn Coliseum, Clemson										Attendance: 7,217	
		2023-24 Clemson Men's Basketball										Officials: Roger Ayres, Lee Cassell, Lamar Simpson	
Georgia Tech - 93												Record: 9-8 (2-4)	
NO.	Name	Min	FG	3P	FT	Rebounds	Fouls	TP	AS	TO	ST	Blocks	+/-
			M/A	M/A	M/A	OR DR TOT	PF FD					BS BA	
11	Baye Ndongo	F 40:50	4-8	0-0	3-5	2 8 10	5 4	11	1	5	1	1 0 0 8	
10	Ebenazer Dowuona	C 06:07	0-0	0-0	0 0 0	1 1 0	0 0	0	0	0	0 0 0 0	-4	
2	Nathan George	G 36:46	8-13	4-7	0 0 0	1 2 20	6 1	1	1	1	1 1 1 1	1	
13	Miles Kelly	G 41:41	6-16	1-6	1-2	1 5 6	4 2	14	1	2	0 0 3 8	8	
14	Kowacie Reeves	G 42:46	5-7	5-7	0 0 0	3 0 0	3 0	15	0	1	0 0 0 6	6	
1	Kyle Sturdivant	G 22:33	5-10	3-8	5-5	0 1 1	1 2	18	2	1	1 0 0 10	10	
12	Tyzaun Claude	38:18	1-1	0-0	7-8	4 4 8	3 5	9	2	1	2 1 0 0	-1	
3	Dallan "Deebo" Coleman	12:03	2-3	2-3	0 0 0	0 0 0	2 0	6	0	0	0 0 0 0	-3	
5	Tafara Gapare	08:55	0-4	0-4	0-0	1 3 4	2 0	0	1	0	0 1 0 0	-10	
Team						1 2 3		0		1			
Totals			31-62	15-35	16-20	9 24 33	22 15	93	13	12	5 4 4 3		
Technical Fouls: NONE													
Dead Ball Rebounds: 2, 0													
Clemson - 90												Record: 12-5 (2-4)	
NO.	Name	Min	FG	3P	FT	Rebounds	Fouls	TP	AS	TO	ST	Blocks	+/-
			M/A	M/A	M/A	OR DR TOT	PF FD					BS BA	
4	Ian Schieffelin	F 38:16	7-10	0-0	6-6	8 7 15	1 6	20	4	2	0 0 1 1	1	
24	PJ Hall	F 40:56	11-23	1-5	8-10	9 8 17	2 6	31	1	1	3 3 1 1	1	
1	Chase Hunter	G 42:23	5-14	0-5	8-9	2 0 2	2 5	18	1	1	2 1 0 0	-4	
2	Dillon Hunter	G 35:42	1-3	0-2	0-2	1 0 1	5 1	2 3	0	0	0 0 0 0	-6	
11	Joseph Girard III	G 42:43	2-9	2-5	5-5	0 2 2	1 2	11	2	1	0 0 2 1	1	
0	Josh Beadle	04:54	0-1	0-1	0 0 0	0 0 0	1 0	0	1	0	0 0 0 0	3	
10	RJ Godfrey	19:25	3-6	0-0	2-4	0 1 1	2 2	8	0	2	0 0 0 0	-8	
21	Chauncey Wiggins	14:38	0-1	0-1	0-0	1 3 4	0 0	0	0	1	0 0 0 0	0	
5	Jack Clark	09:41	0-3	0-2	0-0	1 1 2	1 0	0	1	0	0 0 0 0	-3	
33	Bas Leyte	01:23	0-0	0-0	0-0	0 0 0	0 0	0	0	0	0 0 0 0	0	
Team						0 1 1		0	2				
Totals			29-70	3-21	29-38	22 23 45	15 22	90	13	10	5 4 4 3		
Technical Fouls: NONE													
Dead Ball Rebounds: 4, 1													
Biggest lead		GT		CU		Points from Turnovers		GT		CU		Period by Period Scoring	
3 (1 st OT 1:51)		9 (1 st 6:09)		10 14		1st 2nd OT1 OT2 TOT		GT		CU		30 41 11 11 93	
Best Scoring Run		10 (1 st 3:38)		7 (1 st 9:26)		Paint		26 50		Second Chance		12 30	
Lead Changes		7		7		Fast Breaks		3 4		Bench		33 8	
Times Tied		7		7		CU		32 39 11 8 90					
Time with Lead		05:21		40:38									

GT		Official Basketball Box Score - Final										Game Time: 6:00 PM	
		Virginia at Georgia Tech										Game Duration: 1:58	
		01/20/24 McCamish Pavilion, Atlanta										Attendance: 6,380	
		2023-24 Men's Basketball										Officials: Brett Smith, Roymie Syons, Jeff Poff	
Virginia - 75												Record: 13-5 (4-3)	
NO.	Name	Min	FG	3P	FT	Rebounds	Fouls	TP	AS	TO	ST	Blocks	+/-
			M/A	M/A	M/A	OR DR TOT	PF FD					BS BA	
22	Jordan Minor	F 24:07	4-5	0-0	3-6	1 1 2	4 3	11	0	1	1 0 0 0	4	
2	Reece Beekman	G 33:27	7-16	2-6	3-3	0 6 6	1 5	19	11	3	2 0 0 0	13	
4	Andrew Rohde	G 31:05	2-6	1-3	0-0	0 0 0	2 0	5	4	0	1 0 1 8	8	
11	Isaac McKneely	G 37:30	7-13	6-9	0-0	0 5 5	1 2	20	1	2	0 0 0 0	10	
13	Ryan Dunn	G 32:11	4-4	1-1	0-2	5 5 10	2 2	9	2	1	0 3 0 0	15	
0	Blake Buchanan	05:35	0-1	0-0	0-0	0 1 1	0 0	0	0	0	0 0 0 0	-5	
1	Dante Harris	10:48	2-6	0-2	0-0	0 1 1	0 1	4	0	0	0 0 0 0	-6	
34	Jacob Groves	12:56	2-5	1-2	0-0	1 0 1	2 0	5	0	1	0 0 1 0	-4	
35	Leon Bond III	09:27	0-1	0-0	0-0	0 0 0	2 0	0	1	0	0 0 0 0	3	
10	Taine Murray	02:54	1-1	0-0	0-0	0 0 0	0 0	2	0	0	0 0 0 0	7	
Team						2 1 3		0		1			
Totals			29-58	11-23	6-11	9 20 29	14 13	75	19	9	4 3 2 9		
Technical Fouls: NONE													
Dead Ball Rebounds: 3, 1													
Georgia Tech - 66												Record: 9-9 (2-5)	
NO.	Name	Min	FG	3P	FT	Rebounds	Fouls	TP	AS	TO	ST	Blocks	+/-
			M/A	M/A	M/A	OR DR TOT	PF FD					BS BA	
11	Baye Ndongo	F 28:19	6-7	0-0	3-4	1 4 5	3 2	15	0	3	1 2 1 0	-10	
10	Ebenazer Dowuona	C 07:12	0-0	0-0	0 0 0	0 0 0	0 0	0	0	0	0 0 0 0	2	
2	Nathan George	G 33:09	4-8	1-4	6-6	0 1 1	3 4	15	9	3	0 0 0 0	1	
13	Miles Kelly	G 30:09	3-11	2-7	0-0	0 5 5	3 0	8	1	2	1 0 1 0	-17	
14	Kowacie Reeves	G 30:24	2-7	2-6	0-0	1 2 3	1 0	6	0	3	1 0 1 0	-15	
1	Kyle Sturdivant	23:37	3-9	2-6	0-0	1 3 4	2 1	8	0	0	1 0 0 0	1	
12	Tyzaun Claude	22:37	2-2	0-0	2-3	3 1 4	1 2	6	1	1	0 0 0 0	-7	
3	Dallan "Deebo" Coleman	12:58	2-5	1-2	0-2	1 1 2	0 3	5	0	1	0 0 0 0	4	
5	Tafara Gapare	09:28	1-2	1-2	0-0	0 1 1	0 2	3	1	0	0 0 0 0	-3	
23	Ibrahima Sacko	02:07	0-0	0-0	0-0	0 1 1	0 0	0	0	0	0 0 0 0	-1	
Team						1 2 3		0		0			
Totals			23-51	9-27	11-15	8 21 29	13 14	66	12	13	4 2 3 9		
Technical Fouls: NONE													
Dead Ball Rebounds: 4, 1													
Biggest lead		UVA		GaTech		Points from Turnovers		UVA		GaTech		Period by Period Scoring	
15 (2 nd 7:45)		11 (1 st 9:51)		21 9		1st 2nd OT1 OT2 TOT		UVA		GaTech		33 42 75	
Best Scoring Run		17 (2 nd 18:10)		9 (2 nd 1:39)		Paint		34 18		Second Chance		11 6	
Lead Changes		1		1		Fast Breaks		9 4		Bench		29 37 66	
Times Tied		1		1									
Time with Lead		20:34		17:31									

MISCELLANEOUS

Starting Lineups

Date	Opponent	Result	F	F	C	G	G	Lineup#	Record
N6	GEORGIA SOUTHERN	W, 84-62	Reeves, Jr.	Gapare	Claude	Kelly	Abram	1	1-0
N9	HOWARD	W, 88-85	Reeves, Jr.	Gapare	Claude	Kelly	Abram	1	2-0
N14	UMASS LOWELL	L, 71-74	Reeves, Jr.	Gapare	Claude	Kelly	Abram	1	2-1
N22	at Cincinnati	L, 54-89	Reeves, Jr.	Ndongo	Claude	Kelly	Abram	2	0-1
N28	MISSISSIPPI STATE	W, 67-59	Reeves, Jr.	Ndongo	Dowuona	Kelly	George	3	1-0
D2	DUKE	W, 72-68	Reeves, Jr.	Ndongo	Dowuona	Kelly	George	3	2-0
D5	at Georgia	L, 62-76	Reeves, Jr.	Ndongo	Dowuona	Kelly	George	3	2-1
D9	ALABAMA A&M	W, 70-49	Reeves, Jr.	Ndongo	Dowuona	Kelly	George	3	3-1
D16	vs. Penn State	W, 82-81 (ot)	Reeves, Jr.	Ndongo	Dowuona	Kelly	George	3	4-1
D21	vs. Massachusetts	W, 73-70	Reeves, Jr.	Ndongo	Dowuona	Kelly	George	3	5-1
D22	at Hawai'i	W, 73-68	Reeves, Jr.	Ndongo	Gapare	Kelly	George	4	1-0
D24	vs. Nevada	L, 64-72	Reeves, Jr.	Ndongo	Gapare	Kelly	George	4	1-1
J3	at Florida State	L, 71-82	Reeves, Jr.	Ndongo	Sacko	Kelly	George	5	0-1
J6	BOSTON COLLEGE	L, 87-95	Reeves, Jr.	Ndongo	Dowuona	Kelly	George	3	5-2
J9	NOTRE DAME	L, 68-75 (ot)	Reeves, Jr.	Ndongo	Dowuona	Kelly	George	3	5-3
J13	at Duke	L, 79-84	Reeves, Jr.	Ndongo	Gapare	Kelly	George	4	1-2
J16	at Clemson	W, 93-90 (2ot)	Reeves, Jr.	Ndongo	Dowuona	Kelly	George	3	6-3
J20	VIRGINIA	L, 66-75	Reeves, Jr.	Ndongo	Dowuona	Kelly	George	3	6-4
J23	PITTSBURGH								
J27	at Virginia Tech								
J30	NORTH CAROLINA								
F3	at NC State								
F6	WAKE FOREST								
F10	at Louisville								
F14	at Notre Dame								
F17	SYRACUSE								
F21	CLEMSON								
F24	at Miami								
M2	FLORIDA STATE								
M5	at Wake Forest								
M9	at Virginia								
M12	ACC Tournament								

Specialty Stats (GT/Opp)

Date	Opponent	Paint	OffT0	2ndCh	FBreak	Bench
N6	GEORGIA SOUTHERN	26/30	19/11	14/13	10/4	27/35
N9	HOWARD	50/46	17/6	16/11	13/12	21/26
N14	UMASS LOWELL	38/44	12/14	24/13	7/8	40/11
N22	at Cincinnati	16/22	8/20	5/14	4/19	16/36
N28	MISSISSIPPI STATE	20/26	16/5	5/13	8/8	24/24
D2	DUKE	32/36	2/17	0/17	5/6	17/28
D5	at Georgia	32/28	10/13	23/16	5/2	25/33
D9	ALABAMA A&M	32/22	8/17	13/6	23/14	33/26
D16	vs. Penn State	42/28	9/27	24/20	4/10	35/19
D21	vs. Massachusetts	28/24	12/23	12/17	23/11	36/10
D22	at Hawai'i	46/30	8/10	19/10	15/8	7/18
D24	vs. Nevada	28/20	6/9	14/8	2/7	16/7
J3	at Florida State	30/30	11/10	8/8	11/2	16/42
J6	BOSTON COLLEGE	36/34	7/20	11/7	15/4	34/14
J9	NOTRE DAME	22/24	26/10	5/10	4/3	7/33
J13	at Duke	24/32	7/15	7/15	7/13	13/10
J16	at Clemson	26/50	10/14	12/30	3/4	33/8
J20	VIRGINIA	18/34	9/21	6/11	4/9	22/11
J23	PITTSBURGH					
J27	at Virginia Tech					
J30	NORTH CAROLINA					
F3	at NC State					
F6	WAKE FOREST					
F10	at Louisville					
F14	at Notre Dame					
F17	SYRACUSE					
F21	CLEMSON					
F24	at Miami					
M2	FLORIDA STATE					
M5	at Wake Forest					
M9	at Virginia					
M12	ACC Tournament					

Miscellaneous

Date	Opponent	Uniform		Large		Large		Lead		GT		Opp		Game
		Color	Tip	Lead	Deficit	Ties	Changes	Led	Led	Tied	1st GT Subs	On the Floor at the End		
N6	GEORGIA SOUTHERN	White	GT	22	6	6	13	24:29	11:31	4:00	Sturdivant, Dowuona	16:05-1H	Sturdivant, Coleman, Kelly, Reeves, Sacko	
N9	HOWARD	White	GT	6	14	5	8	7:42	30:31	1:47	Sturdivant, Coleman, Dowuona	14:51-1H	Sturdivant, Coleman, Kelly, Reeves, Sacko	
N14	UMASS LOWELL	White	GT	8	11	3	4	19:05	18:02	2:53	Sturdivant, Coleman, Sacko	16:24-1H	Sturdivant, Coleman, Claude, Kelly, Reeves	
N22	at Cincinnati	Gold	UC	41	3	3	2	0:43	35:29	3:48	Sturdivant, Dowuona	16:19-1H	George, Murphy, Ndongo, Sacko, Nichols	
N28	MISSISSIPPI STATE	Gold	MSU	16	-	2	-	38:01	-	1:59	Sturdivant, Coleman	15:47-1H	George, Sturdivant, Coleman, Kelly, Reeves	
D2	DUKE	White	DU	11	4	5	5	34:40	1:38	3:42	Sacko	16:22-1H	Reeves, Ndongo, Dowuona, Kelly, George	
D5	at Georgia	Gold	UGA	-	23	1	-	-	39:29	0:31	Coleman	16:44-1H	Sturdivant, Coleman, Gapare, Claude, Reeves, Jr.	
D9	ALABAMA A&M	White	GT	30	2	-	3	37:55	1:14	0:51	Sturdivant, Coleman	14:54-1H	George, Reeves, Jr., Abram, San Miguel, Nichols	
D16	vs. Penn State	Gray	PSU	10	5	10	11	22:02	14:39	3:19	Coleman, Gapare, Claude, Sturdivant	14:22-1H	Coleman, Gapare, Ndongo, Kelly, Reeves Jr.	
D21	vs. Massachusetts	Navy	GT	8	11	4	4	8:20	29:50	1:50	Sacko	15:55-1H	Sturdivant, Coleman, George, Kelly, Reeves Jr.	
D22	at Hawai'i	Gold	UH	21	1	1	2	39:14	0:16	0:30	Sturdivant	15:38-1H	Sturdivant, George, Coleman, Kelly, Reeves Jr.	
D24	vs. Nevada	White	GT	6	8	2	3	6:11	31:57	1:52	Claude	17:36-1H	George, Gapare, Ndongo, Kelly, Reeves Jr.	
J3	at Florida State	Navy	GT	3	17	1	1	1:31	36:04	2:25	Gapare	16:16-1H	Sturdivant, Gapare, Ndongo, Kelly, Reeves, Jr.	
J6	BOSTON COLLEGE	White	GT	16	10	6	9	21:58	14:40	3:22	Claude, Sturdivant	15:41-1H	Sturdivant, Coleman, Gapare, Kelly, Reeves Jr.	
J9	NOTRE DAME	Gray	GT	7	7	9	11	19:56	20:00	5:04	Sturdivant, Claude	16:39-1H	George, Coleman, Ndongo, Kelly, Reeves Jr.	
J13	at Duke	Gold	GT	10	10	9	11	14:24	20:39	4:57	Coleman, Sturdivant	14:42-1H	Sturdivant, George, Coleman, Ndongo, Reeves Jr.	
J16	at Clemson	Navy	CL	3	9	7	7	5:21	40:38	5:01	Sturdivant, Claude	15:23-1H	Coleman, Gapare, Claude, Kelly, Reeves Jr.	
J20	VIRGINIA	White	GT	11	15	1	1	17:31	20:34	1:55	Sturdivant, Claude	15:08 1H	Sturdivant, George, Ndongo, Kelly, Reeves Jr.	
J23	PITTSBURGH													
J27	at Virginia Tech													
J30	NORTH CAROLINA													
F3	at NC State													
F6	WAKE FOREST													
F10	at Louisville													
F14	at Notre Dame													
F17	SYRACUSE													
F21	CLEMSON													
F24	at Miami													
M2	FLORIDA STATE													
M5	at Wake Forest													
M9	at Virginia													
M12	ACC Tournament													

*alternate gold or white uniform

GAME NOTES

ROSTER AT-A-GLANCE

NUMERICAL

No.	Name	Pos.	Ht.	Wt.	Cl.	Exp.	Hometown	High School/College
0	Lance Terry	G	6-3	198	Sr.*	1VL	College Park, Ga.	The Heritage School (Ga.) / Gardner-Webb
1	Kyle Sturdivant	G	6-3	195	Sr.*	3VL	Norcross, Ga.	Norcross HS / Southern California
2	Naithan George	G	6-3	180	Fr.	HS	Toronto, Ontario	Canyon International Academy (Glendale, Ariz.)
3	Dallan "Deebo" Coleman	G	6-6	210	Jr.	2VL	Memphis, Tenn.	West Nassau HS (Callahan, Fla.)
4	Carter Murphy	G	6-4	205	Sr.#	TR	Phoenix, Ariz.	Arcadia HS / Air Force Academy
5	Tafara Gapare	F	6-9	206	So.	TR	Wellington, New Zealand	South Kent School (Conn.) / Massachusetts
10	Ebenezer Dowuona	C	6-11	230	Sr.	TR	Accra, Ghana	The Heritage School (Ga.) / NC State
11	Baye Ndongo	F	6-9	214	Fr.	HS	Mboro, Senegal	Putnam (Conn.) Science Academy
12	Tyzhaun Claude	F	6-7	226	Sr.#	TR	Goldboro, N.C.	Moravian Prep / Morehead State / Western Carolina
13	Miles Kelly	G	6-6	180	Jr.	2VL	Stone Mountain, Ga.	Parkview HS / Hargrave Military Academy (Va.)
14	Kowacie Reeves, Jr.	G	6-7	202	Jr.	TR	Macon, Ga.	Westside HS / Florida
23	Ibrahima Sacko	F	6-6	225	Fr.	HS	Conakry, Guinea	J. Addison School (Markham, Ontario)
24	Amaree Abram	G	6-4	195	So.	TR	Port Arthur, Texas	Southern California Academy / Mississippi
30	Ibrahim Souare	F	6-9	214	Fr.	HS	Conakry, Guinea	Canyon International Academy (Glendale, Ariz.)
33	Marcos San Miguel	G	6-4	190	Fr.	HS	Atlanta, Ga.	Campbell HS
35	Emmer Nichols	F	6-6	215	r-Fr.	RS	Woodside, Calif.	Sacred Heart Preparatory School

ALPHABETICAL

No.	Name	Pos.	Ht.	Wt.	Cl.	Exp.	Hometown	High School/College
24	Amaree Abram	G	6-4	195	So.	TR	Port Arthur, Texas	Southern California Academy / Mississippi
12	Tyzhaun Claude	F	6-7	226	Sr.#	TR	Goldboro, N.C.	Moravian Prep / Morehead State / Western Carolina
3	Dallan "Deebo" Coleman	G	6-6	210	Jr.	2VL	Memphis, Tenn.	West Nassau HS (Callahan, Fla.)
10	Ebenezer Dowuona	C	6-11	230	Sr.	TR	Accra, Ghana	The Heritage School (Ga.) / NC State
5	Tafara Gapare	F	6-9	206	So.	TR	Wellington, New Zealand	South Kent School (Conn.) / Massachusetts
2	Naithan George	G	6-3	180	Fr.	HS	Toronto, Ontario	Canyon International Academy (Glendale, Ariz.)
13	Miles Kelly	G	6-6	180	Jr.	2VL	Stone Mountain, Ga.	Parkview HS / Hargrave Military Academy (Va.)
4	Carter Murphy	G	6-4	205	Sr.#	TR	Phoenix, Ariz.	Arcadia HS / Air Force Academy
11	Baye Ndongo	F	6-9	214	Fr.	HS	Mboro, Senegal	Putnam (Conn.) Science Academy
35	Emmer Nichols	F	6-6	215	r-Fr.	RS	Woodside, Calif.	Sacred Heart Preparatory School
14	Kowacie Reeves, Jr.	G	6-7	202	Jr.	TR	Macon, Ga.	Westside HS / Florida
23	Ibrahima Sacko	F	6-6	225	Fr.	HS	Conakry, Guinea	J. Addison School (Markham, Ontario)
33	Marcos San Miguel	G	6-4	190	Fr.	HS	Atlanta, Ga.	Campbell HS
30	Ibrahim Souare	F	6-9	214	Fr.	HS	Conakry, Guinea	Canyon International Academy (Glendale, Ariz.)
1	Kyle Sturdivant	G	6-3	195	Sr.*	3VL	Norcross, Ga.	Norcross HS / Southern California
0	Lance Terry	G	6-3	198	Sr.*	1VL	College Park, Ga.	The Heritage School (Ga.) / Gardner-Webb

*5th-year senior; #graduate transfer

Head Coach: Damon Stoudamire (Arizona, 1995), 1st season

Associate Head Coach: Karl Hobbs (Connecticut, 1984), 1st season

Assistant Coach: B.J. Elder (Georgia Tech, 2014), 5th season

Assistant Coach: Pershin Williams (North Florida, 2005), 1st season

Assistant Coach: Nate Babcock (Wisconsin-Eau Claire, 2009), 1st season

Assistant Coach: Bonzi Wells (Ball State, 1998), 1st season

Director of Player Personnel: Matt Holt (Northeastern, 2011), 1st season

Director of Scouting: Hayden Sheridan (Arizona, 2016), 6th season

Director of Operations: Tyler Benson (St. Bonaventure, 2009), 8th season

Assistant Director of Operations: Taylor Ann Hendricks (Iowa State, 2020), 2nd season

Associate Director of Sports Medicine/Men's Basketball: Richard Stewart (Salisbury, 2005), 17th season

Director of Strength and Conditioning/Men's Basketball: Justin Landry (Cal State East Bay, 2012), 1st season

Recruiting and Operations Coordinator: Jake Alburnus (Western Michigan, 2020), 1st season

BY CLASS

Seniors: Tyzhaun Claude, Ebenezer Dowuona, Carter Murphy, Kyle Sturdivant, Lance Terry

Juniors: Dallan "Deebo" Coleman, Miles Kelly, Kowacie Reeves, Jr.

Sophomores: Amaree Abram, Tafara Gapare

Freshman: Naithan George, Baye Ndongo, Emmer Nichols, Ibrahima Sacko, Marcos San Miguel, Ibrahim Souare

BY STATE/COUNTRY

Arizona: Carter Murphy

California: Emmer Nichols

Canada: Naithan George

Georgia: Miles Kelly, Kowacie Reeves, Jr., Marcos San Miguel, Kyle Sturdivant, Lance Terry

Ghana: Ebenezer Dowuona

Guinea: Ibrahima Sacko, Ibrahim Souare

New Zealand: Tafara Gapare

North Carolina: Baye Ndongo

Senegal: Baye Ndongo

Tennessee: Dallan "Deebo" Coleman

Texas: Amaree Abram

BY MAJOR

Business Administration: Amaree Abram, Dallan "Deebo" Coleman, Tafara Gapare, Miles Kelly, Ibrahima Sacko, Ibrahim Souare, Kyle Sturdivant

Computer Science: Marcos San Miguel

Economics/International Affairs: Emmer Nichols

History, Technology & Society: Tyzhaun Claude, Ebenezer Dowuona, Kowacie Reeves, Jr., Lance Terry

Literature, Media & Communication: Baye Ndongo

Operations Research (MS): Carter Murphy

BY HEIGHT

6-3 Naithan George, Kyle Sturdivant, Lance Terry

6-4 Amaree Abram, Carter Murphy, Marcos San Miguel

6-6 Dallan "Deebo" Coleman, Miles Kelly, Emmer Nichols, Ibrahima Sacko

6-7 Tyzhaun Claude, Kowacie Reeves, Jr.

6-9 Tafara Gapare, Baye Ndongo, Ibrahim Souare

6-11 Ebenezer Dowuona

PRONUNCIATION GUIDE

McCamish Pavilion Mc-CAM-ish

Amaree Abram uh-MAR-ee

Tyzhaun Claude ty-ZHON

Dallan "Deebo" Coleman DELL-un, DEE-bo

Ebenezer Dowuona duh-WANNA

Tafara Gapare tuh-FAR-uh-guh-PAR-ee

Baye Ndongo BYE nDON-go

Kowacie Reeves, Jr. ko-WAY-see

Ibrahima Sacko EE-bruh-HEE-muh SOCK-oh

Ibrahim Souare EE-bruh-HEEM SWAR-ay
(rhymes with soiree)

Kyle Sturdivant STIR-de-vunt

RADIO/TV ROSTER



Amaree Abram
G • 6-4 • So.

24



Tyzhaun Claude
F • 6-7 • Grad Sr.

12



Dallan "Deebo" Coleman
G • 6-6 • Jr.

3



Ebenezer Dowuona
C • 6-11 • Sr.

10



Tafara Gapare
F • 6-9 • So.

5



Naithan George
G • 6-3 • Fr.

2



Miles Kelly
G • 6-6 • Jr.

13



Carter Murphy
G • 6-4 • Grad Sr.

4



Baye Ndongo
F • 6-9 • Fr.

11



Emmer Nichols
F • 6-6 • r-Fr.

35



Kowacie Reeves, Jr.
G • 6-7 • Jr.

14



Ibrahima Sacko
F • 6-6 • Fr.

23




Marcos San Miguel
G • 6-4 • Fr.

33




Ibrahim Souare
F • 6-9 • Jr.

30



Kyle Sturdivant
G • 6-3 • 5th-yr. Sr.

1



Lance Terry
G • 6-2 • 5th-yr. Sr.

0



Damon Stoudamire
Head Coach



Karl Hobbs
Associate Head Coach



B.J. Elder
Assistant Coach



Pershin Williams
Assistant Coach



Nate Babcock
Assistant Coach



Bonzi Wells
Assistant Coach

GAME NOTES

RADIO/TV CHEAT SHEET



0

LANCE TERRY**Guard • 6-3 • 198 • Senior • College Park, Ga.**

Year	GP/GS	PPG	RPG	APG	FG%	3FG%	FT%
2023-24	-	-	-	-	-	-	-
Season Highs	Pts: -	Reb: -	Ast: -	Min: -			
Career Highs	Pts: 26	Reb: 7	Ast: 4	Min: 40:00			

Notes

- Has not played this season due to injury, has elected to red-shirt and return in 2023-24
- Over the last 11 games of 2022-23 - 13.3 ppg, 43.4% FG, 43.3% 3pt FG, 77.8% FT
- Finished as Tech's top 3pt FG pct. at 38.8% in all games, 42.1% in ACC games
- Tech's No. 2 scorer in ACC games - 11.4 ppg, 42.1% FG, 74.2% FT; season-high 24 pts vs. Miami, Syracuse



1

KYLE STURDIVANT**Guard • 6-3 • 195 • Senior • Norcross, Ga.**

Year	GP/GS	PPG	RPG	APG	FG%	3FG%	FT%
2023-24	18/0	7.8	2.3	2.9	.423	.341	.865
Season Highs	Pts: 21	Reb: 10	Ast: 9	Min: 27:43			
Career Highs	Pts: 21	Reb: 10	Ast: 10	Min: 39:10			

Notes

- Averaging 18.7 minutes and 7.8 ppg off the bench this season, 2.04-1 assist/turnover ratio (13th ACC)
- Team's 5th-leading scorer; scoring 0.420 points per minute this season compared to 0.359 last season
- Six double-figure scoring games in 2023-24 - career-high 21 vs. UMass, 18 pts at Clemson
- Reached 800 career points in Tuesday night's game vs. Virginia



2

NAITHAN GEORGE**Guard • 6-3 • 180 • Freshman • Toronto, Ontario**

Year	GP/GS	PPG	RPG	APG	FG%	3FG%	FT%
2023-24	15/14	9.3	1.9	5.0	.432	.278	.622
Season Highs	Pts: 20	Reb: 5	Ast: 11	Min: 36:46			
Career Highs	Pts: 20	Reb: 5	Ast: 11	Min: 36:46			

Notes

- Started last 14 games at PG position, ranks No. 2 in ACC in assist average, 7th in assist/TO ratio (2.68-1)
- Averaging 10.6 points and 6.7 assists in ACC games (No. 2 in ACC in assist average vs. ACC teams)
- 8 or more assists in five games (Duke, Alabama A&M, Penn State, Notre Dame, Virginia)
- 52 points last 3 games - 17 at Duke, 20 at Clemson, 15 vs. Virginia (18-32 FG, 8-16 3pt FG, 20 ast, 5 TO)



3

DALLAN "DEEBO" COLEMAN**Guard • 6-6 • 210 • Junior • Memphis, Tenn.**

Year	GP/GS	PPG	RPG	APG	FG%	3FG%	FT%
2023-24	18/0	7.4	2.7	0.7	.426	.371	.600
Season Highs	Pts: 24	Reb: 5	Ast: 3	Min: 33:47			
Career Highs	Pts: 24	Reb: 9	Ast: 8	Min: 40:00			

Notes

- Tech's 2nd-leading 3pt shooter by percentage (37.1% FG), 6th leading scorer in all games and vs. ACC
- Has hit 47.2% FG in ACC games, 38.1% 3pt FG, 4-of-7 from FT line
- Just eight turnovers in 408 minutes this season (12 turnover-free games)
- Career high 24 points vs. UMass Lowell (7-12 FG, 5-9 3pt FG), only two double-figure games since then



4

CARTER MURPHY**Guard • 6-4 • 205 • Senior • Phoenix, Ariz.**

Year	GP/GS	PPG	RPG	BPG	FG%	3FG%	FT%
2023-24	5/0	1.2	1.0	0.0	.400	.400	.000
Season Highs	Pts: 3	Reb: 4	Ast: 0	Min: 14:17			
Career Highs	Pts: 19	Reb: 6	Ast: 5	Min: 40:00			

Notes

- Played in 5 games off the bench (5.1 minutes per game), missed last 9 games with ankle injury
- Graduate transfer from Air Force studying operations research at Georgia Tech
- Played in 31 games, starting 2, last season for the Falcons (7.2 ppg, 50% FG)
- Made eight starts in 70 games, averaging 5.0 ppg over 4 seasons at Air Force



5

TAFARA GAPARE**Forward • 6-9 • 206 • Sophomore • Wellington, New Zealand**

Year	GP/GS	PPG	RPG	BPG	FG%	3FG%	FT%
2023-24	15/6	4.5	2.2	1.1	.373	.250	.588
Season Highs	Pts: 20	Reb: 7	Blk: 4	Min: 29:01			
Career Highs	Pts: 20	Reb: 7	Blk: 5	Min: 29:01			

Notes

- Started first three games (2 total pts, 2.0 rpg, 1-9 FG), DNP next 3, played last 12 (5.4 ppg, 2.3 rpg, 41.3% FG)
- Scored career-high 20 points with 6 rebounds to lead Tech past Penn State
- Scored 7 at Georgia, 9 vs. Hawaii, 8 vs. BC, 8 at Duke, also has six scoreless games
- Name pronounced "tuh-FAR-uh guh-PAR-ee"



10

EBENEZER DOKUWONA**Center • 6-11 • 230 • Senior • Accra, Ghana**

Year	GP/GS	PPG	RPG	BPG	FG%	3FG%	FT%
2023-24	15/10	1.2	1.4	0.3	.500	.000	.000
Season Highs	Pts: 2	Reb: 4	Blk: 1	Min: 20:44			
Career Highs	Pts: 11	Reb: 9	Blk: 8	Min: 46			

Notes

- Played in 15 games, starting 10 (Tech 6-4 in those games)
- Former 4-star HS prospect who attended The Heritage School in Georgia, transfer from NC State
- Best season with Wolfpack was 2021-22, started 27 games, 4.1 ppg, 4.1 rpg, 1.7 blocks, 54 blocks
- Surname pronounced "duh-WANNA"



11

BAYE NDONGO**Forward • 6-9 • 214 • Freshman • Mboro, Senegal**

Year	GP/GS	PPG	RPG	BPG	FG%	3FG%	FT%
2023-24	15/15	12.9	8.7	1.3	.612	.375	.591
Season Highs	Pts: 22	Reb: 19	Blk: 4	Min: 41:57			
Career Highs	Pts: 22	Reb: 19	Blk: 4	Min: 41:57			

Notes

- Started last 15 games, has become Tech's rebounding and blocked shot leader and 2nd-leading scorer
- Named ACC Rookie of the Week 3 times following performance vs. Duke, Penn State, Diamond Head Classic
- Averaging 15.3 ppg, 7.6 rpg, 63.4% FG, 3-6 3pt FG in ACC games
- No. 4 in ACC in rebound average, No. 5 in off reb avg, No. 3 in FG pct., No. 9 in blocks per game



12

TYZHAUN CLAUDE**Forward • 6-7 • 226 • Senior • Goldsboro, N.C.**

Year	GP/GS	PPG	RPG	APG	FG%	3FG%	FT%
2023-24	18/4	5.2	5.0	1.0	.500	.143	.636
Season Highs	Pts: 19	Reb: 10	Ast: 3	Min: 38:18			
Career Highs	Pts: 24	Reb: 17	Ast: 3	Min: 38:18			

Notes

- Tech's 3rd-leading rebounder, No. 11 ACC in offensive rebounds (2.22 per game)
- Scored nine points (7-8 FT) with eight rebounds in win at Clemson
- Double-double (10 pts/10 reb) vs. Georgia Southern, 19 pts (8-15 FG) vs. Howard, 8 rebs vs. Duke, 9 vs. UMass
- Transfer from Western Carolina who also played two seasons at Morehead State (DNP due to injury in 2020-21)




13

MILES KELLY**Guard • 6-6 • 180 • Junior • Stone Mountain, Ga.**

Year	GP/GS	PPG	RPG	APG	FG%	3FG%	FT%
2023-24	18/18	15.1	6.1	2.0	.354	.280	.688
Season Highs	Pts: 27	Reb: 12	Ast: 6	Min: 41:41			
Career Highs	Pts: 30	Reb: 12	Ast: 6	Min: 41:41			

Notes

- Averaging 15.9 ppg, 6.4 rpg, 41.2% FG, 36.5% 3pt FG in ACC games (13th in scoring average)
- Five 20-pt games this season, recorded first career double-double vs. Miss. St. (22 pts, 12 reb)
- Double figures in all but two games this season (UMass, Virginia)
- No. 15 in the ACC in scoring, No. 3 in most FG att., No. 3 in 3pt att, No. 11 in FT att



14

KOWACIE REEVES, JR.**Forward • 6-7 • 202 • Junior • Macon, Ga.**

Year	GP/GS	PPG	RPG	APG	FG%	3FG%	FT%
2023-24	18/18	11.9	4.2	0.8	.451	.413	.825
Season Highs	Pts: 20	Reb: 10	Ast: 3	Min: 42:46			
Career Highs	Pts: 21	Reb: 10	Ast: 3	Min: 42:46			

Notes

- One of 2 players to start every game (also Kelly), 2nd on team in minutes (32:35 per game, No. 13 ACC)
- Double figure points in 10 of 18 games, leads team in 3pt pct. (.419), No. 2 in FT pct. (.825)
- Averaging 12.6 ppg, 3.3 rpg, 49.2% FG, 50% 3pt FG in ACC games
- No. 5 in the ACC in 3pt FG percentage, No. 4 in 3pt FG made (2.86 per game) in ACC games



23

IBRAHIMA SACKO**Forward • 6-6 • 225 • Freshman • Conakry, Guinea**

Year	GP/GS	PPG	RPG	APG	FG%	3FG%	FT%
2023-24	12/1	1.6	2.6	0.2	.444	.250	.143
Season Highs	Pts: 4	Reb: 4	Ast: 1	Min: 23:51			
Career Highs	Pts: 4	Reb: 4	Ast: 1	Min: 23:51			

Notes

- Seen action in 12 games, scored in 8 (10.4 minutes per game), season-high 8 rebs vs. UMass Lowell
- Rated a top-3 player out of Canada by recruiting analyst Josh Millican
- Earned OSBA first-team all-star and defensive player of the year honors at J. Addison School in 2022-23
- Name pronounced "ee-bruh-HEE-muh SOCK-oh"



24

AMAREE ABRAM**Guard • 6-4 • 195 • Sophomore • Port Arthur, Texas**

Year	GP/GS	PPG	RPG	APG	FG%	3FG%	FT%
2023-24	7/4	4.0	2.4	1.4	.257	.235	.667
Season Highs	Pts: 8	Reb: 4	Ast: 3	Min: 20:23			
Career Highs	Pts: 26	Reb: 5	Ast: 5	Min: 38			

Notes

- Started first 4 games (16.0 minutes, 5.0 ppg, 2.0 apg), played only vs. Alabama A&M, Penn State, at Duke since
- Former four-star guard prospect out of Texas who transferred from Ole Miss following his freshman season
- Fourth on the team in scoring and second in assists, second on the team with 39 three pointers made
- First name pronounced "uh-MAR-ee"