



# GEORGIA TECH BASKETBALL 2023-24

ACC Champions 1985, 1990, 1993, 2021 • Final Four 1990, 2004 • 17 NCAA Tournament appearances

## 2023-24 Schedule/Results

Date	Opponent	TV	Time
N1	CLARK ATLANTA (exh)	-	W, 91-75
N6	GEORGIA SOUTHERN	ACCNX	W, 84-62
N9	HOWARD	ACCNX	W, 88-85
N14	UMASS LOWELL	ACCNX	L, 71-74
N22	at Cincinnati	ESPN+	L, 54-89
N28	MISSISSIPPI STATE* (21/22)	ACCN	W, 67-59
D2	DUKE (7/7)	The CW	W, 72-68
D5	at Georgia	SECN	L, 62-76
D9	ALABAMA A&M	ACCN	W, 70-49
D16	vs. Penn State+	B1GN	W, 82-81 (ot)
D21	vs. Massachusetts#	ESPN2	W, 73-70
D22	at Hawaii#	ESPN2	W, 73-68
D24	vs. Nevada#	ESPN	L, 64-72
J3	at Florida State	ACCN	L, 71-82
J6	BOSTON COLLEGE	ESPN2	L, 87-95
J9	NOTRE DAME	ACCN	L, 68-75 (ot)
J13	at Duke (11/11)	ACCN	5 p.m.
J16	at Clemson (21/21)	ACCN	9 p.m.
J20	VIRGINIA	ACCN	6 p.m.
J23	PITTSBURGH	ESPNU	7 p.m.
J27	at Virginia Tech	ACCN	5 p.m.
J30	NORTH CAROLINA (7/7)	ESPN	7 p.m.
F3	at NC State	The CW	5:30 p.m.
F6	WAKE FOREST	ESPNU	7 p.m.
F10	at Louisville	ACCN	6:30 p.m.
F14	at Notre Dame	ACCN	7 p.m.
F17	SYRACUSE	The CW	5:30 p.m.
F21	CLEMSON (21/21)	ACCN	7 p.m.
F24	at Miami (rv)	ACCN	4 p.m.
M2	FLORIDA STATE	ESPN2/U	12 p.m.
M5	at Wake Forest	ACCN	9 p.m.
M9	at Virginia	ACCN	8 p.m.
M12-16	ACC Tournament (Washington, D.C.)%		

### RADIO: Georgia Tech Sports Network by Legends Sports

Announcers	Andy Demetra, Randy Waters
Engineer	Miller Pope
Network station in Atlanta	680 AM / 93.7 FM
Satellite Radio	SiriusXM channel 380 / SiriusXM app
Online	GT Gameday App, Ramblinwreck.com
Tuneln	buzz.gt/LiveTuneln

### Television ACC Network

Announcers	Mike Monaco, Randolph Childress
------------	---------------------------------

### Communications

GTMBB contact	Mike Stamus
Phone	404-894-5445 (ofc), 404-218-9723 (cell)
E-mail	mstamus@athletics.gatech.edu

### Social Media: #StingEm

Official Twitter	@GTMBB
Facebook	gtmensbasketball
Instagram	gtmensbasketball

## GEORGIA TECH (8-7, 1-3 ACC) vs. #11/11 DUKE (12-3, 3-1 ACC) Game 16 • January 13, 2024 • 5 p.m. EST

### Tech Travels to No. 11/11 Duke

Looking to get back on the winning track after four straight losses, Georgia Tech goes back on the road to face No. 11/11 Duke in a 5 p.m. tip Saturday at Cameron Indoor Stadium.

The Yellow Jackets (8-7, 1-3 ACC) have lost their last three ACC games to Florida State (82-71), Boston College (95-87) and Notre Dame (75-68 in overtime), the latter two at home, since defeating the Blue Devils, 72-68, in their conference opener on Dec. 2 in Atlanta.

Duke (12-3, 3-1 ACC) has reeled off seven consecutive wins since then, including conference triumphs over Syracuse (86-66), Notre Dame (67-59) and Pittsburgh (75-53), the latter two on the road. The Blue Devils have won those seven games by an average of 20.1 points.

Saturday's game will be televised live on the ACC Network with a live stream available on the ESPN app. Radio coverage is on the Georgia Tech Sports Network by Legends Sports and flagship station 680 the Fan (680 AM/93.7 FM). The Tech broadcast is also available on SiriusXM channel 380 and the SiriusXM app.

### The Tip-Off

• Freshman forward **Baye Ndongo** has won the ACC's Rookie of the Week honor three times this season (Dec. 2, Dec.

### EVENT INFORMATION

Venue/Site	Cameron Indoor Stadium, Durham, N.C.
Tech vs. Duke	Tech trails, 25-77
On the road	Tech trails, 5-38
Last meeting	12/2/2023 - Tech def. Duke, 72-68, in Atlanta

### GEORGIA TECH YELLOW JACKETS

Rankings (AP/coaches/KenPom/NET)	nr   nr   126   137
Record breakdown	5-3 home   1-3 road   2-1 neutral
Head coach	Damon Stoudamire (Arizona, 1995)
Career record/at GT	79-84 (6th yr)   8-7 (1st yr)
Stoudamire vs. Duke	1-0

### DUKE BLUE DEVILS

Rankings (AP/coaches/KenPom/NET)	11   11   7   13
Record breakdown	8-1 home   2-2 road   2-0 neutral
Head coach	Jon Scheyer (Duke, 2010)
Career record/at Duke	39-12 (2nd yr)   39-12 (2nd yr)
Tech vs. Scheyer	1-1

## ROSTER AT-A-GLANCE (#indicates last game starters)

<b>24</b>	Amaree Abram	G	6-4	190	So	Port Arthur, Texas	4.7 ppg	1.5 apg	> Transfer from Ole Miss; played in six games this season, starting four; DNP last 5 games
<b>12</b>	Tyzhaun Claude	F	6-8	236	Sr.*	Goldboro, N.C.	5.1 ppg	4.9 rpg	> Grad transfer from Western Carolina; started 4 games, averaging 15 mpg, 3 double-figure scoring games
<b>3</b>	Dallan "Deebo" Coleman	G	6-6	218	So	Memphis, Tenn.	7.6 ppg	2.8 rpg	> Four double-figure games this season, 24.1 mpg off the bench, only 6 turnovers in 362 minutes
<b>10</b>	Ebenezer Dowuona#	F	6-11	225	Sr.	Accra, Ghana	1.5 ppg	1.7 rpg	> Transfer from NC State; played in 12 games, started eight (10.4 mpg), 52.9 pct. FG
<b>5</b>	Tafara Gapare	F	6-9	205	So	Wellington, New Zealand	4.7 ppg	2.3 rpg	> Transfer from UMass; career-high 20 pts with 6 reb vs. Penn St; 9 pts/4 reb/4 blocks vs. Hawaii
<b>2</b>	Naithan George#	G	6-3	180	Fr.	Toronto, Ontario	7.3 ppg	4.6 apg	> DNP 1st 3 games, started last 11; averaging 5.5 ppg, 6.8 apg in ACC games
<b>13</b>	Miles Kelly#	G	6-6	175	So	Stone Mountain, Ga.	15.6 ppg	5.9 rpg	> Tech's top scorer (14th in ACC), No. 2 rebounder, five 20-pt games this season; 18.3 ppg, 44.1% FG vs. ACC
<b>4</b>	Carter Murphy	G	6-4	200	Sr.	Phoenix, Ariz.	1.2 ppg	1.0 rpg	> Grad transfer from Air Force; played five games this season, scoring in two
<b>11</b>	Baye Ndongo#	F	6-9	236	Fr.	Mboro, Senegal	12.6 ppg	9.2 rpg	> 3-time ACC Rookie of the Week; all-tournament at Diamond Head Classic; avg. 16.3 ppg, 8.3 rpg vs. ACC
<b>35</b>	Emmer Nichols	F	6-6	219	Fr.	Woodside, Calif.	0.0 ppg	2.0 rpg	> Non-scholarship player in 2nd year in the program, redshirted in 2022-23, made his debut at UC
<b>14</b>	Kowacie Reeves, Jr.#	G	6-6	192	Jr.	Macon, Ga.	12.3 ppg	4.6 rpg	> Transfer from Florida; started all 15 games, double figures in 9; 14.5 ppg, 48.8% FG, 52.2% 3pt FG vs. ACC
<b>23</b>	Ibrahima Sacko	G/F	6-6	222	Fr.	Conakry, Guinea	1.7 ppg	2.7 rpg	> Top-3 prospect in Canada in 2023 class; played in 11 games off the bench, 1 start, 11.1 min per game
<b>33</b>	Marcos San Miguel	G	6-4	201	Fr.	Smyrna, Ga.	0.0 ppg	1.0 rpg	> Non-scholarship player in 1st year in the program, played in 1 game
<b>30</b>	Ibrahim Souare	F	6-9	210	Fr.	Guinea	--	--	> From Canyon Int'l Academy (Glendale, Ariz.), member Guinea team 2022 U18 FIBA African Championship
<b>1</b>	Kyle Sturdivant	G	6-3	196	Sr.	Norcross, Ga.	7.5 ppg	3.3 apg	> Averaging 18.8 mpg off the bench; 50/24 assist/TO ratio (19/5 vs. ACC); 5 double-figure scoring games
<b>0</b>	Lance Terry	G	6-2	200	Sr.	College Park, Ga.	--	--	> No. 2 scorer in 2022-23 (10.1 ppg), red-shirting this season after missing first 8 games with injury

# TECH NOTEBOOK

## Tech Team Statistics

Category	2023-24	ACC	NCAA
Scoring offense	72.4	13	243
Scoring defense	73.7	13	234
Scoring margin	-1.3	13	273
Field goal pct.	.420	14	292
Effective FG pct.	.478	14	293
Field goal pct. def.	.420	6	121
3-pt FG pct.	.296	14	319
3-pt FG per game	7.2	10	205
3-pt FG att. per game	24.3	3	94
3-pt FG pct. def.	.307	5	76
3-pt FG allowed	7.5	-	-
Free throw pct.	.658	14	309
FT made per game	12.9	11	230
FT attempts per game	19.7	8	174
Rebounds per game	40.3	1	39
Rebound margin	+4.5	5	86
O-Reb per game	13.4	1	30
D-Reb per game	26.9	7	100
Assists per game	13.6	10	177
Assist/TO ratio	1.08	13	197
Turnover margin	-2.6	14	320
Turnovers per game	12.6	12	207
Turnovers forced per game	10.0	14	335
Blocks per game	4.3	8	82
Steals per game	5.0	14	327
Fouls per game	16.7	13	159
Bench points per game	23.6	4	123
Fast break points per game	9.9	6	187

Rankings through games of Jan. 10

## Games Started/Finished

Player	2023-24	Conf.	Career	*Finished
Amaree Abram	4	-	26	1
Tyshaun Claude	4	-	51	2
Deebo Coleman	-	-	36	11
Ebenezer Dowouna	8	3	38	-
Tafara Gapare	5	-	5	6
Naithan George	11	4	11	7
Miles Kelly	15	4	43	13
Carter Murphy	-	-	8	1
Baye Ndongo	12	4	12	8
Emmer Nichols	-	-	-	2
Kowacie Reeves, Jr.	15	4	32	15
Ibrahima Sacko	1	1	1	3
Marcos San Miguel	-	-	-	1
Kyle Sturdivant	-	-	49	9
Lance Terry	-	-	58	-

Includes starts at previous school and in conference tournaments

\*Games finished includes only 2023-24 season

## Non-Conference Breakdown

Team	Conf.	Record	Conf.	KP	NET
Alabama A&M	SWAC	3-12	2-0	348	341
Cincinnati	Big 12	12-3	1-1	32	32
Georgia	SEC	12-3	2-0	72	82
Georgia Southern Sun Belt		2-14	2-2	312	322
Hawaii	Big West	9-6	1-2	146	178
Howard	MEAC	6-11	1-1	257	255
Massachusetts	A-10	11-4	2-1	91	79
UMass Lowell	Am. East	10-4	1-0	139	115
Mississippi State	SEC	12-3	1-1	24	27
Nevada	Mtn West	15-1	2-0	33	29
Penn State	Big Ten	8-8	2-3	115	131

GT strength of schedule rank **46** **59**

GT NC strength of schedule rank **69** **78**

vs. Quad 1: 2-2 vs. Quad 2: 1-2

vs. Quad 3: 2-3 vs. Quad 4: 3-0

KP - KenPom.com, NET - NCAA NET rankings

Through games of Jan. 7

18, Dec. 26), most for a Yellow Jacket since current NBA star Josh Okogie did so during the 2016-17 season.

- **Ndongo** is the only freshman in the nation to average at least 12.5 points per game, 9.2 rebounds per game, 1.3 blocked shots per game, and a field goal percentage of .593.

- Three Tech players are averaging 14.5 points or better on ACC play - **Miles Kelly** (18.3), **Baye Ndongo** (16.3) and **Kowacie Reeves, Jr.** (14.5). Those three players have combined to hit 50.3 percent of their shots from the floor (74-147) and 45.3 percent from three-point range (29-of-64).

- Tech has started two freshmen - **Ndongo** and point guard **Naithan George** - in its last 11 games, winning six of them. The Jackets have not had two freshmen in its regular starting lineup since the 2018-19 season (**Michael Devoe**, **Khalid Moore**), and have not had a freshman regularly start at point guard since **Jose Alvarado** in 2017-18.

- **Miles Kelly**, Tech's leading scorer in 2022-23 at 14.4 points per game, is Tech's leading scorer again this season at 15.6 points per game. The junior guard leads three Jackets averaging in double figures with freshman forward **Baye Ndongo** (12.6 ppg) and junior guard **Kowacie Reeves, Jr.** (12.3 ppg). Six other Jackets average between 4.7 and 7.6 points per game.

- Tech's point guard duo of **Naithan George** and **Kyle Sturdivant** has averaged 7.0 assists per game combined, 11.5 in ACC games. Their assist/turnover ratio is 2.23-to-1 combined overall, 3.54-to-1 in conference games. Both players rank among the nation's top 50 players in assist rate (assists divided by the field goals made by the player's teammates while he is on the court) according to KenPom.com.

- Tech's returning scholarship players - **Kelly**, **Dallan "Deebo" Coleman** and **Kyle Sturdivant** - have accounted for 42.3 percent of Tech's points this season. That number has diminished somewhat as freshmen **Baye Ndongo** and **Naithan George** and sophomore transfer **Tafara Gapare** have taken on greater loads.

- Georgia Tech is 1-3 in true road games this season, the lone win coming in the semifinals of the Diamond Head Classic over host Hawai'i (73-68).

- Tech has not defeated Duke at Cameron Indoor Stadium since March of 2004 and is 5-38 in the building all-time. The Jackets have not swept the Blue Devils in a season series since the 1995-96 season and only twice in Tech's ACC history.

- Tech saw its NCAA NET ranking leap from No. 162 following its loss to Georgia on Dec. 5 to No. 110 after its runner-up finish in the Diamond Head Classic. Tech's NET ranking is now No. 138.

- Tech concluded its non-conference schedule 7-4 against a slate that included six teams that won 20 or more games in the 2022-23 season, four of them post-season teams. Tech's four non-conference losses came to teams that currently have a combined record of 49-11.

- Tech is 3-4 against Quad 1 and Quad 2 teams this season, with a Quad 1 win over Duke and Quad 2 wins over Mississippi State and Massachusetts. The Jackets have nine Quad 1 and four Quad 2 opponents remaining on its schedule. Tech was 3-14 last season against Quad 1/2 foes.

- Tech recruits **Jaeden Mustaf** and **Cole Kirouac**, who both signed letters-of-intent to play for the Yellow Jackets in November, have been nominated to play in the McDonald's All-American Game.

## Series vs. Duke

- Tech and Duke have split their last four meetings after the Yellow Jackets claimed a 72-68 win over the Blue Devils on Dec. 2 in Atlanta in the teams' first meeting this season.

- Still, Duke has won 16 of the last 18 games in the series. The Yellow Jackets earned an 81-77 overtime victory on March 3 2021 in Atlanta, snapping a 14-game losing streak in the series that dated back to 2010.

- Since 2010, Georgia Tech and Duke have met home-

## Series vs. Duke (25-77)

**Home: 17-30, Away: 5-38, Neutral: 3-9**

All Home Games: 17-30
At McCamish Pavilion: 2-5
At Alexander Memorial Coliseum: 13-21
At The Omni: 1-0
At Philips Arena: 0-1
In Atlanta: 18-31
All Road Games: 5-38
At Cameron Indoor Stadium: 5-38
As ACC members: 21-65
In the ACC Tournament: 3-7
All Neutral Games: 3-9
As SC members: 0-1
Under Whack Hyder: 2-3
Under Dwane Morrison: 0-7
Under Bobby Cremins: 16-29
Under Paul Hewitt: 3-19
Under Brian Gregory: 0-6
Under Josh Pastner: 1-7
Under Damon Stoudamire: 1-0
vs. Mike Krzyzewski: 20-62
vs. Jon Scheyer: 1-1
Longest Winning Streak: 2 games (5 times)
Longest Losing Streak: 15 games (1997-2004)
Most Points Scored: 91 on 2-28-1988, 1-11-1990
Fewest Points Scored: 17 on 2-15-1922
Most Points Allowed: 110 on 1-4-2017
Fewest Points Allowed: 16 on 2-15-1922
Largest Margin of Victory: 11, three times
Largest Margin of Defeat: 53 on 1-4-2017

## Recent Series Results

1-20-2001.....2/2.....h L 77- 98
2-21-2001.....4/4.....a L 54- 98
1-10-2002.....2/1.....a L 79-104
2-9-2002.....1/1.....h L 63- 95
1-25-2003.....3/3.....a L 71- 91
2-26-2003.....6/5.....h L 58- 77
1-31-2004.....14/16.....1/1.....h L 82- 74
3-3-2004.....19/22.....3/3.....a W 76- 68
3-13-2004.....14/18.....5/4.....n2 L 71- 85
2-5-2005.....25/23.....4/6.....a L 65- 82
2-23-2005.....7/10.....h L 56- 60
3-13-2005.....6/6.....n6 L 64- 69
2-22-2006.....1/1.....h L 66- 73
1-10-2007.....11/11.....h W 74- 63
2-18-2007.....a L 62- 71
2-27-2008.....7/6.....a L 58- 71
3-14-2008.....7/7.....n7 L 70- 82
1-14-2009.....3/2.....h L 56- 70
1-9-2010.....20/17.....5/5.....h W 71- 67
2-4-2010.....21/19.....10/9.....a L 67- 86
3-14-2010.....4/4.....n2 L 61- 65
2-20-2011.....5/5.....a L 57- 79
1-7-2012.....5/3.....h13 L 74- 81
1-17-2013.....3/3.....a L 57- 73
1-7-2014.....16/13.....a L 57- 79
2-18-2014.....5/6.....h15 L 51- 68
2-4-2015.....4/5.....a L 66- 72
2-2-2016.....h15 L 71- 80
1-4-2017.....8/8.....a L 57-110
2-11-2018.....9/8.....h15 L 69- 80
1-26-2019.....2/2.....a L 53- 66
1-8-2020.....2/2.....h15 L 64- 73
1-26-2020.....a L 68- 75
3-2-2021 (ot).....h15 W 81- 77
1-4-2022.....2/2.....a L 57- 69
1-29-2023.....n/25.....h15 L 43- 86
12-2-2023.....7/7.....h15 W 72- 68

n2-ACC Tournament (Greensboro [N.C.] Coliseum); n6-ACC Tournament (MCI Center, Washington, D.C.); n7-ACC Tournament (Bobcats Arena, Charlotte, N.C.)

GAME NOTES

# TECH NOTEBOOK

## Georgia Tech Quick Facts

<b>Official Name:</b> Georgia Institute of Technology
<b>Location:</b> Atlanta, Ga.
<b>Enrollment:</b> 45,295
<b>Founded:</b> 1885
<b>Colors:</b> Old Gold and White
<b>Nickname:</b> Yellow Jackets, Ramblin' Wreck
<b>Mascot:</b> Buzz (Yellow Jacket)
<b>Fight Songs:</b> Ramblin' Wreck, White and Gold
<b>Conference:</b> Atlantic Coast (ACC)
<b>Home Arena:</b> McCamish Pavilion (capacity 8,600)
<b>President:</b> Dr. Angel Cabrera
<b>Director of Athletics:</b> J Batt
<b>Faculty Rep. for Athletics:</b> Dr. Jenna Jordan
<b>Head Coach:</b> Damon Stoudamire (Arizona, 1995)
Record at Tech: 8-7 (1st season)
Overall: 79-84 (6th season)
ACC Regular Season: 1-3
ACC Tournament: 0-0
NCAA Tournament: 0-0
<b>Associate Head Coach:</b> Karl Hobbs (Connecticut, 1984), 1st season
<b>Assistant Coach:</b> B.J. Elder (Georgia Tech, 2014), 5th season
<b>Assistant Coach:</b> Pershin Williams (North Florida, 2005), 1st season
<b>Assistant Coach:</b> Nate Babcock (Wisconsin-Eau Claire, 2009), 1st season
<b>Assistant Coach:</b> Bonzi Wells (Ball State, 1998), 1st season
<b>Director of Player Personnel:</b> Matt Holt (Northeastern, 2011), 1st season
<b>Director of Scouting:</b> Hayden Sheridan (Arizona, 2016), 6th season
<b>Director of Operations:</b> Tyler Benson (St. Bonaventure, 2009), 8th season
<b>Assistant Director of Operations:</b> Taylor Ann Hendricks (Iowa State, 2020), 2nd season
<b>Associate Director of Sports Medicine:</b> Richard Stewart (Salisbury, 2005), 17th season
<b>Director of Strength and Conditioning:</b> Justin Landry (Cal State East Bay, 2012), 1st season
<b>Recruiting and Operations Coordinator:</b> Jake Albutus (Western Michigan, 2020), 1st season

## Basketball History

<b>109th season:</b> 1st game, Feb. 17, 1906 vs. Auburn
<b>All-time Record:</b> 1,445-1,312!
<b>Winning/Losing/500 Seasons:</b> 55 / 49 / 4
<b>NCAA Appearances (17):</b> 23-17 record
1960, 1985, 1986, 1987, 1988, 1989, 1990, 1991, 1992, 1993, 1996, 2001, 2004, 2005, 2007, 2010, 2021
<b>Final Fours (2):</b> 1990, 2004
<b>NIT Appearances (8):</b> 10-8 record
1970, 1971, 1984, 1994, 1998, 1999, 2003, 2016
<b>ACC Championships (4):</b> 1985, 1990, 1993, 2021
<b>ACC Regular-Season Titles (2):</b> 1985 (tie), 1996
<b>ACC Regular-Season Record (44th season):</b> 288-424!
<b>ACC Tournament Record:</b> 29-39
<b>SEC Championships (1):</b> 1938
<b>SEC Regular-Season Titles (1):</b> 1937
<b>SEC Regular-Season Record (1932-64):</b> 201-207
<b>Metro Conference Regular-Season Record (1975-78):</b> 9-10
<b>Metro Conference Tournament Record:</b> 4-3
<b>Record at McCamish Pavilion:</b> 128-71! (12th season)
<b>Record at Alexander Memorial Coliseum:</b> 556-194 (55 seasons, 1956-2011)
<b>Record at State Farm Arena:</b> 8-12
<b>Record at Gas South Arena:</b> 4-1
<b>Record at Georgia Dome:</b> 9-5
<b>All-Time Head Coaches:</b> 14
<b>ACC Head Coaches:</b> 5
<b>All-America Selections:</b> 14 (12 players)
<b>Consensus All-Americans:</b> 2
<b>First-Team All-Americans:</b> 5
<b>National Players of the Year:</b> 1
<b>All-ACC Selections:</b> 57 times (34 players)
<b>ACC Players of the Year:</b> 2
<b>ACC Rookies of the Year:</b> 11
<b>ACC Coaches of the Year:</b> 5 (3 coaches)
<b>ACC Tournament MVPs:</b> 4
<b>ACC All-Freshman Team:</b> 15
<i>! On-court record (Georgia Tech had 22 wins and one loss during the 2016-17 and 2017-18 seasons vacated by the NCAA's Committee on Infractions.)</i>

and-away just twice - in 2013-14 and 2019-20.

- Tech has swept the Blue Devils only twice in the team's ACC history, in the 1986-87 season and again in 1995-96.
- The Blue Devils won 11 of the last 13 meetings at Alexander Memorial Coliseum and won 21 of 34 games over Tech in games played on the Jackets' former home court, as well as a 31-18 mark in games played in Atlanta. Duke is 5-2 at McCamish Pavilion.
- Duke leads the overall series 77-25, and is 65-21 against Tech since the Jackets joined the ACC.
- Tech's four wins over Duke since 2000, not counting this season's victory, were by Yellow Jacket teams that made the NCAA Tournament (2004, 2007, 2010 and 2021).
- Tech's best stretch of the series occurred between 1982 and 1989, with 10 wins in 17 meetings. Tech has never won more than two in a row.
- Tech is 1-1 vs. current Duke coach Jon Scheyer.
- Tech has won just five of 43 games played at Cameron Indoor Stadium, the first four coming in (1959, 1984, 1987 and 1996). Tech's last win occurred on Mar. 3, 2004 in a 76-68 victory, which snapped a 41-game homecourt winning streak for the Blue Devils and helped propel the Jackets to the Final Four.
- Tech is 3-7 against the Blue Devils in ACC Tournament encounters. Tech defeated Duke on the way to each of its three tournament titles, including semifinal victories in 1985 and 1990 and a first-round triumph in 1993. The Blue Devils have defeated Tech three times in championship games (1986, 2005, 2010).

## When We Last Met

**Baye Ndongo's** slam dunk with 44 seconds left capped a 21-point day for the freshman and broke a 68-68 tie for Georgia Tech on its way to a 72-68 win over No. 7 Duke on Dec. 2 at McCamish Pavilion.

It was Georgia Tech's second victory of the week over a nationally ranked opponent (Tech also defeated No. 21 Mississippi State, 67-59) and first win over a top-10 opponent since February of 2020.

Ndongo's go-ahead dunk was the highlight of a wild final four minutes that featured four ties and two lead changes.

Sparked by multiple big runs, Georgia Tech led throughout most of the game, including four double-digit leads in the second half alone. However, Duke clawed back into the game with a 20-6 run of its own and took its biggest lead of the contest at 66-62 with 2:22 to go. Back-to-back slam dunks by Mark Mitchell gave the Blue Devils the four-point edge, but following the second dunk, Mitchell was hit with a technical foul for taunting.

Thanks to Mitchell's technical foul, **Miles Kelly** scored four points on the Jackets' ensuing trip down the floor – two on the free throws awarded for the technical foul and two on a pull-up jumper that knotted the score at 66-66 with just under two minutes to play.

Duke regained a two-point edge on a Kyle Filipowski layup on its next possession but that would be the last points the Blue Devils scored, thanks in large part to Ndongo, who tied the game at 70-70 on a layup, stole the ball from Mitchell on Duke's next possession, then slammed home the go-ahead points off an assist from **Nathan George**, giving the Jackets a 72-70 lead.

Duke had two chances to tie the game in the final 30 seconds, but Tech forced a turnover and Ndongo came up with one final huge play, blocking a shot by Jeremy Roach with three seconds remaining. Kelly grabbed the loose ball and made two free throws to seal the Yellow Jackets first win over a top-10 opponent in nearly four years (dating back to a 64-58 victory over No. 5 Louisville on Feb. 12, 2020).

Duke (5-3, 0-1 ACC) led only three times in the ballgame – 2-0, 23-21 and the late 66-62 lead. After the Blue Devils scored the first bucket of the game, Tech responded with a 12-0 run to take a commanding 12-2 advantage. Duke scored 21 of the next 30 points to regain the 23-21 lead with just

## Just Georgia Tech, please...

*The Georgia Institute of Technology is the official title, but Georgia Tech will work fine, or just Tech (unless you're in Virginia or Texas). We would appreciate it if you would use our name in those ways. Georgia Tech University is incorrect. Thank you.*

## Georgia Tech By the Numbers

1	SEC Championships
1	NCAA Post-Graduate Scholar
1	Naismith Award winner
2	Final Four appearances
2	ACC regular-season titles
2	ACC Players of the Year
2	National Freshmen of the Year
3	Years a Member of the Metro Conference
4	ACC Championships
5	First-team All-America players
6	Jersey numbers retired
6	Academic All-Americans
7	NCAA Sweet 16 appearances
8	Wins over teams ranked No. 1
8	NBA lottery picks
12	ACC Rookie of the Year honorees
14	Head coaches in program history
17	NCAA Tournament berths
19	NBA first-round draft picks
25	Total postseason berths (NCAA and NIT)
32	Years a Member of the SEC
43	Years a Member of the ACC
47	Players taken in the NBA Draft
51	Players selected All-ACC
228	Weeks ranked in either AP or Coaches Poll

## Tech Head Coaches in First Year

Coach	Season	Record (Conf)
John Chapman	1905-06	2-1
John Heisman	1908-09	1-6
William Alexander	1919-20	7-10
Joe Bean	1920-21	4-10
Harold Hansen	1924-25	4-12
Roy Mundorff	1926-27	17-10
Dwight Keith	1943-44	14-4 (3-1)
Roy McArthur	1946-47	12-11 (6-6)
John "Whack" Hyder	1951-52	7-15 (5-13)
Dwane Morrison	1973-74	5-21
Bobby Cremins	1981-82	10-16 (3-11)
Paul Hewitt	2000-01	17-13 (8-8)*
Brian Gregory	2011-12	11-20 (4-12)
Josh Pastner	2016-17	21-16 (8-10)#
<b>Damon Stoudamire</b>	<b>2023-24</b>	<b>8-7 (1-3)</b>

*\*NCAA Tournament  
#On-court record (22 wins, 1 loss vacated by NCAA Committee on Infractions)*



# TECH NOTEBOOK

## Tech's Record

	2023-24	2022-23
At home	5-3	11-6
On the road	1-3	2-9
At neutral sites	2-1	1-3
Vs. top-10 opponents	1-0	0-0
Vs. top-25 opponents	2-0	1-3
Vs. teams over .500	4-5	7-15
Vs. teams under .500	1-1	6-2
Vs. teams at .500	2-1	2-1
While in the top 25	0-0	0-0
In November	3-2	4-3
In December	5-2	3-3
In January	0-3	1-7
In February	0-0	5-4
In March/April	0-0	2-1
Wearing white uniforms	4-3	8-7
Wearing gold uniforms	2-2	6-7
Wearing navy uniforms	1-1	0-0
Wearing gray uniforms	1-1	0-4
Wearing HBE uniforms	0-0	1-0
Game is decided by 5 pts./fewer or OT	5-1	4-3
Game is decided by 10/fewer or OT	6-4	7-7
Leading at the half	7-2	11-1
Trailing at the half	1-5	3-17
Tied at the half	0-0	1-0
Leading with 5:00 to play	6-0	10-2
Trailing with 5:00 to play	2-7	3-15
Tied with 5:00 to play	0-0	2-1
In overtime games	1-0	0-1
After a bye in the ACC schedule	0-0	0-1
Tech scores 100 or more points	0-0	0-0
Tech scores 70 or more points	7-3	12-3
Tech scores fewer than 70 points	1-4	3-15
Opponent scores 100 or more points	0-0	0-0
Opponent scores 70 or more	3-7	4-16
Opponent scores fewer than 70	5-0	10-3
Opponent scores fewer than 50	0-0	0-0
Tech shoots 50 pct. or better	1-1	1-0
Opponent shoots 50 pct. or better	1-2	1-6
Opponent shoots under 40 pct.	5-1	7-0
Tech has a higher FG% than opponent	6-1	12-2
Tech has a lower FG% than opponent	1-6	3-16
FG percentage is even	0-0	0-0
Tech has more 3-point FGs	4-2	11-6
Tech has fewer 3-point FGs	4-4	1-8
3-point FGs are even	0-1	3-4
Tech attempts more FT than opponent	5-4	9-2
Tech attempts fewer FT than opponent	3-3	6-16
Free throw attempts are even	0-0	0-0
Tech outrebounds opponent	7-3	9-5
Opponent outrebounds Tech	0-4	6-13
Rebounds are even	1-0	0-0
Tech has fewer turnovers than opponent	3-4	12-6
Tech has more turnovers than opponent	5-3	3-9
Turnovers are even	0-0	0-3
Tech has more assists than turnovers	5-5	12-11
Committing more fouls	2-4	3-13
Committing fewer fouls	5-3	8-4
Fouls are even	1-0	4-1
4/more Jackets score in double figures	3-1	12-5
A Jacket scores 20 or more	8-4	6-3
A Jacket scores 30 or more	0-0	1-0
Scoring more bench points	2-3	6-10
Scoring fewer bench points	5-4	8-8
Bench scoring is even	1-0	1-0

GAME NOTES

under seven minutes to go in the first half, but the Yellow Jackets responded with another big run, this time a 10-2 spurt that gave Tech a 31-25 advantage.

The teams traded baskets over the remainder of the opening half, and the Jackets took a 35-31 lead into halftime. But Tech came out of the gates after the break with an 8-1 run that stretched its lead to 43-32 just over two minutes into the second half. Tech led by 10 with less 10 minutes to play before Duke went on its 20-6 run to set up the heart-stopping final minutes.

Ndongo stuffed the stat sheet with a game-high 21 points on 9-of-11 shooting from the field, five rebounds and four blocked shots. He was joined in double-figures by Kelly (16 points to go along with a team-high seven rebounds) and **Kowacie Reeves** (14 points on 5-of-7 shooting, including 4-of-5 from 3-point range). George led all players with nine assists.

Roach scored 20 points to lead Duke.

## Last Time Out

**Miles Kelly** scored a game-high-tying 25 points, **Naithan George** dished out 11 assists – the most by a Yellow Jacket in 15 years – and **Baye Ndongo** hit a 3-pointer with 5.5 seconds to go in regulation to force overtime, but Georgia Tech men's basketball made just 1-of-8 shots in the extra period and dropped a 75-68 OT decision to Notre Dame on Tuesday evening at McCamish Pavilion.

In what has become one of the Atlantic Coast Conference's most closely contested rivalries, Georgia Tech and Notre Dame went to overtime for the third time in their last five meetings. Since 2007, 16 of the 22 matchups between Tech and the Fighting Irish have been decided by five points or less and/or in overtime.

The latest nail-biter between the Yellow Jackets and Irish featured nine ties and 11 lead changes, with Notre Dame holding the lead for 20 minutes even and Tech holding the advantage for 19 minutes, 56 seconds.

A 6-2 Notre Dame run over a 1:11 span gave the Irish a 66-63 lead in the waning seconds of regulation. After ND's Braeden Shrewsbury made a pair of free throws to give the Irish the three-point lead with 16 seconds left on the clock, George brought the ball up the right sideline, looking for Kelly, who had made 7-of-12 3-pointers in regulation. However, with Kelly closely covered, George dished to Ndongo at the top of the key and the 6-foot-9 forward drilled his third 3-point field goal of the season to send the contest to overtime knotted at 66-66.

Notre Dame got on the board first in overtime on a 3-pointer by Julian Roper II, but George pulled the Yellow Jackets within a point on a pull-up jumper midway through the OT period. However, those would be the last points the Jackets would score, as they missed their final five shots of the game. Notre Dame did not fare much better from the field in OT, as it made just 1-of-5 shots, but the Fighting Irish made all six of their free throws in the extra period to seal the victory.

With 25 points, Kelly reached the 20-point plateau for the sixth time in his last 10 ACC games dating back to last season, and his seven 3-pointers matched a career high. George's 11 assists were the most by a Yellow Jacket since Iman Shumpert dished out 12 against Penn State on Dec. 3, 2008. Ndongo came up just one rebound shy of a double-double, finishing with 16 points and a team-high nine boards.

Georgia Tech held Notre Dame star Markus Burton to just 12 points on 4-of-18 shooting, his lowest scoring total since Dec. 2. However, Shrewsbury came off the bench to lead the Irish with 25 points on 7-of-12 shooting, including 5-of-9 from 3-point range.

## A Make-or-Miss Game

*Georgia Tech's offensive rankings vs. the ACC last 7 years (ACC regular season games only)*

Year	PPG	FG Pct.	3pt FG Pct.
2023-24	74.5 (6)	.457 (5)	.327 (9)
2022-23	66.8 (13)	.413 (15)	.341 (9)
2021-22	66.0 (12)	.428 (10)	.325 (11)
2020-21	71.8 (6)	.482 (2)	.360 (3)
2019-20	69.9 (9)	.462 (2)	.341 (6)
2018-19	60.7 (15)	.426 (8)	.306 (12)
2017-18	63.6 (14)	.419 (12)	.312 (15)
2016-17	65.1 (14)	.434 (14)	.309 (15)

## Team Trends

- Tech is 6-5 since freshmen Baye Ndongo and Naithan George entered the starting lineup Nov. 28 against Mississippi State.

- Tech has outrebounded 10 of 15 opponents and tied one this season, after Notre Dame outrebounded the Jackets 48-33 Tuesday night. Tech entered the game with a plus-5.9 rebounding margin and ranked No. 3 in the ACC, No. 67 nationally.

- Tech has averaged less than 10 turnovers (9 each vs. Hawaii and Nevada, 10 FSU, 11 vs. BC, 10 vs. Notre Dame) in its last five games, after averaging more than 19 in the three games prior.

- Tech tallied 20 assists on its 27 made field goals against Notre Dame, just the second time this season the Jackets have recorded 20 or more assists. Tech has assisted on 59.4 percent of its made field goals in ACC play.

- Tech forced 16 turnovers and had 10 steals against Notre Dame, the most for the Jackets in each category since the season opener against Georgia Southern.

- Tech has connected on 21-of-58 from three-point range (36.2 pct.) in its last two games, after failing to hit more than 30.4 percent in any game over the prior 12 contests. The Jackets have connected on 29.6 percent this season from beyond the arc.

- **Miles Kelly** and **Kowacie Reeves, Jr.**, are the only Tech players to start every game this season.

- **Deebo Coleman** and **Kyle Sturdivant** have not started a game this year, but have been on the floor for 11 and 9 of Tech's games, respectively, at the finish.

- At least nine players have seen the court in 14 of Tech's first 15 games (only eight played against Hawaii). Eleven players average more than 10 minutes per game.

- Tech has exceeded a point per possession in eight games this season, winning every one until losing to Boston College, in which the Yellow Jackets posted their highest offensive efficiency of the season (1.25 points per possession).

- Tech remains one of the nation's better offensive rebounding teams this season, and averaging 13.4 per game. The Jackets lead the ACC in that category and rank 30th-best nationally. Tech ranks No. 1 in the ACC in total rebounds per game and is No. 30 nationally.

- Tech has been disruptive to opponents on the defensive end, limiting opponents to 43.7 percent assists-to-made field goals, which ranks No. 35 nationally.

- Tech's average height, according to KenPom.com, is 78.3 inches, making the Jackets the 27th-tallest team in the nation and a full inch taller than last year's team, which ranked No. 171.

- Tech's D-I experience is rated No. 192 nationally (1.77 years), compared to No. 255 (1.55 years) for last year's team. The Jackets' experience value has dropped as **Baye Ndongo** and **Naithan George** have played more minutes.

# TECH NOTEBOOK

## Tech Highs and Lows Under Damon Stoudamire

Longest winning streak: 4 games (2023-24)
Longest ACC winning streak: 1 game (2023-24)
Longest ACC home winning streak: n/a
Longest losing streak: 4 games (2023-24)
Longest ACC losing streak: 3 games (2023-24)
Most points scored in a game: 88 vs. Howard, 1/9/2023
Most points scored in a game (regulation): 88 vs. Howard, 1/9/2023
Most points scored - ACC game: 87 vs. Boston College, 1/6/2024
Fewest points scored in a game: 54 at Cincinnati, 11/22/2023
Fewest points scored - ACC game: 68 vs. Notre Dame, 1/9/2024
Most points allowed in a game: 95 vs. Boston College, 1/6/2024
Most points allowed in a game (regulation): 95 vs. Boston College, 1/6/2024
Most points allowed - ACC game: 95 vs. Boston College, 1/6/2024
Fewest points allowed in a game: 49 vs. Alabama A&M, 12/9/2023
Fewest points allowed - ACC game: 68 vs. Duke, 12/2/2023
Largest margin of victory: 22 vs. Georgia Southern (84-62), 11/6/2023
Largest margin of victory - ACC game: 4 vs. Duke (72-68), 12/2/2023
Largest margin of victory - road game: 5 at Hawaii (73-68), 12/22/23
Largest margin of victory - ACC road game: n/a
Largest losing margin: 35 at Cincinnati (89-54), 11/22/23
Largest losing margin at home: 8 vs. Boston College (95-87), 1/6/2024
Largest losing margin - ACC game: 11 at Florida State (82-71), 1/3/2024
Most points allowed in a win: 85 vs. Howard, 11/9/2023
Most points scored in a loss: 87 vs. Boston College, 1/6/2024
Fewest points scored in a win: 67 vs. Mississippi State, 11/28/2023
Fewest points allowed in a loss: 72 vs. Nevada, 12/24/2023
Largest lead: 30 points vs. Alabama A&M (2nd half), 12/9/2023
Largest deficit: 41 points vs. Cincinnati (2nd half), 11/22/2023
Largest deficit overcome to win a game: 14 points vs. Howard (2nd half-16:55), 11/9/2023
Largest 2nd-half deficit overcome to win a game: 14 points vs. Howard (16:55), 11/9/2023
Largest deficit overcome to win a road game: 11 points (2nd half 13:14) vs. Massachusetts, 12/21/23
Largest lead given up in a loss: 16 points vs. Boston College (2nd half-19:36, 1/6/2024)
Largest 2nd-half lead given up in a loss: 16 points vs. Boston College (2nd half-19:36, 1/6/2024)
Highest FG pct.: 54.2 (32-59) vs. Boston College, 1/6/2024
Highest FG pct. - ACC game: 54.2 (32-59) vs. Boston College, 1/6/2024
Lowest FG pct.: 32.0 (24-75) at Georgia, 12/6/2023
Lowest FG pct. - ACC game: 37.5 (27-72) vs. Notre Dame, 1/9/2024
Highest 3-pt pct.: 44.8 (13-29) vs. Georgia Southern, 11/6/2023
Highest 3-pt pct. - ACC game: 43.5 (10-23) vs. Boston College, 1/6/2024
Most 3-pt FG: 13 vs. Georgia Southern, 11/6/2023
Most 3-pt FG - ACC game: 11 vs. Notre Dame, 1/9/2023
Lowest 3-pt pct.: 20.0 (6-30) vs. UMass Lowell, 11/14/2023
Lowest 3-pt pct. - ACC game: 26.9 (7-26) at Florida State, 1/3/2024
Highest FG pct. allowed: 55.6 (35-63) vs. Boston College, 1/6/2024
Highest FG pct. allowed - ACC game: 55.6 (35-63) vs. Boston College, 1/6/2024
Lowest FG pct. allowed: 27.6 (16-58) vs. Alabama A&M, 12/9/2023
Lowest FG pct. allowed - ACC game: 39.3 (24-61) vs. Notre Dame, 1/9/2024
Highest 3-pt pct. allowed: 41.2 (7-17) at Florida State, 1/3/2024
Highest 3-pt pct. allowed - ACC game: 41.2 (7-17) at Florida State, 1/3/2024
Lowest 3-pt pct. allowed: 10.0 (2-20) vs. Alabama A&M, 12/9/2023
Lowest 3-pt pct. allowed - ACC game: 25.0 (4-16) vs. Duke, 12/2/2023
Highest FT pct.: 85.7 (18-21) vs. Massachusetts, 12/21/2023
Highest FT pct. - ACC game: 84.6 (11-13) vs. Duke, 12/2/2023
Lowest FT pct.: 42.9 (3-7) vs. Notre Dame, 1/9/2024
Most free throws made: 18 vs. Massachusetts, 12/21/2023
Most free throws attempted: 27 vs. Georgia Southern, 11/6/2023, and Howard, 11/9/2023
Fewest free throws made: 3 vs. Notre Dame, 1/9/2024
Most assists: 25 vs. Penn State, 12/16/2023
Most assists - ACC game: 20 vs. Notre Dame, 1/9/2024
Fewest assists: 7 vs. Massachusetts, 12/21/23
Most turnovers: 20 vs. Alabama A&M, 12/9/2023
Fewest turnovers: 7 vs. Howard, 11/9/2023
Most blocked shots: 10 at Cincinnati, 11/22/2023
Most steals: 10 vs. Georgia Southern, 11/6/2023; Notre Dame, 1/9/2024

## Player Highlights

• Miles Kelly's 25 points against Notre Dame were his most since the first two games of the season, when he tallied 25 against Georgia Southern and 27 against Howard.

• Kelly has scored 20 or more points in six of his last 11 ACC games, and has averaged 19.9 points across those 11 games, hitting 47.2 percent of his field goal tries and 43.9 of his three-point attempts.

• Kelly is averaging 18.3 points over four ACC games this season, and his shooting percentages are well above his full-season norms – 44.1 percent from the floor, 40.0 percent from three-point range and 70.0 percent from the foul line.

• Kelly leads Tech in getting to the free throw line, attempting 73 foul shots this season after trying 59 all of 2022-23, but he has tried just one in Tech's last two games.

• Kelly has hit 12-of-27 three-point tries in his last three games after hitting just 2-for-25 from behind the three-point line in the four games prior.

• Baye Ndongo has scored in double digits in Tech's last seven games, averaging 15.7 points and 10.7 rebounds, and has hit on 68.7 percent of his field goals (46-of-67).

• Ndongo ranks No. 2 in the nation among freshmen in field goal percentage (59.3) and rebound average (9.2).

• Kyle Sturdivant has 15 assists and three turnovers in his last two games, and has a 50/24 (2.08-to-1) ratio for the season, 19/5 vs. the ACC.

• Kowacie Reeves, Jr., has hit 44.4-percent of his shots from the floor for the season, a team-best 39.7 percent from three-point range and 82.5 percent from the foul line. He is Tech's No. 3 scorer at 12.3 points per game.

• Three Tech players – Kelly, Ndongo and Reeves, Jr., are averaging 14.5 points or better in ACC games this season. They have combined to hit 50.3 percent from the floor and 45.3 percent from three-point range.

• Freshman Naithan George has started Tech's last 11 games at the point guard position and has averaged 7.3 points and 5.0 assists in those games. His 11 assists against Notre Dame were the most for a Tech player since Iman Shumpert dished 12 against Penn State on Dec. 3, 2008. George has had four games of eight or more assists this season.

• George and Sturdivant have recorded 33 assists and just eight turnovers combined in Tech's last three games. For the season the point guard combo has 105 assists vs. 47 turnovers, a 2.23-to-1 ratio (3.54-to-1 in ACC games).

• Deebo Coleman has just six turnovers this season in 362 minutes (none in 101 ACC minutes), and has had 11 turnover-free games.

## Jackets Runner-up in Hawai'i

Georgia Tech came up short in its bid to win an in-season tournament for the first time in 20 years, falling by a 72-64 score against Nevada in the championship game of the Diamond Head Classic in Honolulu, Hawai'i.

The loss snapped a four-game winning streak for Tech, which defeated Massachusetts, 73-70, in the quarterfinals and Hawai'i, 73-68, in the semifinals of the tournament.

Freshman Baye Ndongo was voted to the all-tournament team after averaging 18.0 points and 9.3 rebounds over the three games. The 6-9 forward hit 23-of-26 field goal attempts and 8-of-9 free throws.

Senior Kyle Sturdivant scored a career-high 21 points to lead the Jackets against UMass, helping Tech erase an 11-point second-half deficit to get the win.

Against Hawai'i, Ndongo posted his second double-double of the season with 22 points and 12 rebounds. Tech led the game by as many as 21 points in the second half, then saw it completely evaporate before holding on in the last four minutes.

Ndongo scored 20 points with eight rebounds in the final against Nevada. Tech trailed nearly the entire game, rallying to within a single point twice in the final minutes before the Wolf Pack prevailed behind 30 points from Kenan Blackshear.

## Scoring Improvement

### Freshman year to sophomore year

Player	+PPG	From	To
Brook Steppe	12.4	6.5 (1978-79)	18.9 (1979-80)
Anthony Morrow	10.3	5.7 (2004-05)	16.0 (2005-06)
Miles Kelly	9.9	4.5 (2021-22)	14.4 (2022-23)
Roger Kaiser*	8.1	14.7 (1958-59)	22.8 (1959-60)
Malcolm Mackey	8.0	7.3 (1989-90)	15.3 (1990-91)
Gani Lawal	7.9	7.2 (2007-08)	15.1 (2008-09)
Matt Harpring	6.5	12.1 (1994-95)	18.6 (1995-96)
Michael Devoe	6.3	9.7 (2018-19)	16.0 (2019-20)
James Forrest	6.2	13.3 (1991-92)	19.5 (1992-93)
Pete Silas*	6.2	11.6 (1950-51)	17.8 (1951-52)
Rich Yunkus*	6.0	24.1 (1968-69)	30.1 (1969-70)
Alvin Jones	5.9	6.8 (1997-98)	12.7 (1998-99)
Brian Oliver	5.3	7.1 (1986-87)	12.6 (1987-88)
B.J. Elder	5.1	9.9 (2001-02)	15.0 (2002-03)

\*Sophomore to junior year (ineligible as freshman)

## Three Times a Rookie (of the week)

Freshman Baye Ndongo missed the first three games of the season with an injury, but has made the most of his abbreviated season, winning the Atlantic Coast Conference's Rookie of the Week honor three times in the last four weeks.

He is the first Tech freshman to win the honor three times in a season since current Phoenix Suns guard Josh Okogie did so in the 2016-17 season.

Most recently, he was named after earning all-tournament honors and leading the Yellow Jackets to a runner-up finish at the Diamond Head Classic in Honolulu, Hawai'i. There in three games, he averaged 18.0 points and 9.3 rebounds, hitting 23-of-26 from the floor and 8-of-9 from the foul line.

He won the honor for the second time after scoring 12 points with 19 rebounds in leading the Jackets to an 82-81 overtime win over Penn State on Dec. 16 at Madison Square Garden.

The first honor came Dec. 4 after he helped Tech score back-to-back victories over ranked teams - No. 7 Duke and No. 21 Mississippi State. He had a breakout game against the Blue Devils, scoring 21 points with five rebounds, four blocked shots and two assists. He went 9-of-11 from the floor.

## Back-to-Back Wins vs. Top-25 Teams

After surrendering 89 points in a road loss at Cincinnati six days earlier, Georgia Tech rebounded with its best defensive performance of the season, holding No. 21 Mississippi State to a season low in points in a 67-59 victory on Nov. 28. They followed that win by defeating No. 7 Duke, 72-68, to open its Atlantic Coast Conference schedule.

Tech won consecutive games against top-25 teams for the first time since the 2020-21 season – Feb. 23 at No. 16 Virginia Tech (69-53) and March 13 vs. No. 15 Florida State (80-75). The Yellow Jackets defeated No. 21 Mississippi State Tuesday night.

The last time Tech played top-25 teams in back-to-back games and beat both was the 2016-17 season – Jan. 25 vs. No. 6 Florida State (78-56) and Jan. 28 vs. No. 14 Notre Dame (62-60).

In each game, the Yellow Jackets held its opponent to its lowest point total of the season. Tech limited the Bulldogs to their lowest offensive efficiency rating of the year (82.5) according to KenPom.com, and Duke to its third lowest (104.9).

Collectively, Tech limited the two teams to 36.2 percent from the floor and 23.9 percent from three-point range.

Tech's offensive efficiency against Duke was the highest the Blue Devils have allowed this season (111.0).

GAME NOTES

# TECH NOTEBOOK

## The Last Time a Jacket...

**Scored 30 or more points:**  
Miles Kelly, 30 at Syracuse, 2/28/2023

**Led Tech in scoring off the bench:**  
Kyle Sturdivant, 21 points vs. Massachusetts, 12/21/2023

**Grabbed 15 or more rebounds:**  
Baye Ndongo, 19 vs. Penn State, 12/16/2023

**Had 10 or more assists:**  
Naithan George, 11 vs. Notre Dame, 1/9/2024

**Had a point/assist double-double:**  
Kyle Sturdivant (11 pts/10 ast) vs. Syracuse, 2/25/2023

**Had a point/rebound double-double:**  
Baye Ndongo (18 pts/10 reb) and Kyle Sturdivant (11 pts/10 reb) vs. Boston College, 1/6/2024

**Had a triple-double:**  
Ja'von Franklin, 14 pts/15 reb/10 ast at Syracuse, 2/28/2023

**Played 40 minutes in regulation:**  
Lance Terry, Ja'von Franklin vs. Florida State, 3/7/2023

**Played every minute of an overtime game:**  
Jose Alvarado (45 minutes/1 OT) vs. Duke, 3/2/2021

**Played every minute of a multiple-OT game:**  
Matt Harpring (50 minutes/2 OT) vs. North Carolina, 2/9/1998

## The Last Time the Jackets...

**Scored 100 or more points:**  
vs. Clayton State (103-53) on 1/23/2022

**Scored 100 or more points in regulation:**  
vs. Clayton State (103-53) on 1/23/2022

**Scored 100 or more points in consecutive games:**  
vs. Jackson State (100-70) on 11/13/2006, Georgia State (103-74) on 11/16/2006

**Scored 100 or more points twice in one season:**  
vs. Cornell (116-81), 11/13/2015, Green Bay (107-77) on 11/19/2015

**Allowed 100 or more points:**  
vs. Georgia State (120-123) on 11/25/2020

**Allowed 100 or more points in regulation:**  
vs. Duke (110-57) on 1/4/2017

**Shot 60 percent or better:**  
.607 (34-56) at Georgia, 11/19/2021

**Failed to make a three-point basket:**  
0-for-12 vs. Virginia, 1/22/2015

**Did not allow a three-point basket:**  
0-for-11 vs. Pittsburgh, 3/5/2016

**Failed to make a free throw:**  
0-for-3 vs. Pittsburgh, 1/14/2023

**Grabbed 50 or more rebounds:**  
55 vs. Alabama A&M, 12/9/2023

**Multiple players had a double-double:**  
Baye Ndongo (18 pts/10 reb) and Kyle Sturdivant (11 pts/10 reb) vs. Boston College, 1/6/2024

**Multiple players had 10 or more rebounds:**  
Baye Ndongo (10) and Kyle Sturdivant (10) vs. Boston College, 1/6/2024

**Had 25 or more assists:**  
25 vs. Penn State, 12/16/2023

**Blocked 10 or more shots:**  
10 at Cincinnati, 1/22/2023

**Had 15 or more steals:**  
15 vs. Florida State, 3/13/2021

**Had fewer than 10 turnovers:**  
9 at Hawaii, 12/22/2023

**Had 5 or more players in double-figures in points:**  
Baye Ndongo (18), Kowacie Reeves, Jr. (17), Miles Kelly (12), Kyle Sturdivant (11), Deebo Coleman (10) vs. Boston College, 1/6/2024

**Had 6 players in double-figures in points:**  
Tristan Maxwell (18), Jalon Moore (15), Kyle Sturdivant (13), Lance Terry (13), Rodney Howard (11), Miles Kelly (10) vs. Alabama State, 12/17/2022

**Had two or more players score 20 points:**  
Lance Terry (24), Miles Kelly (20) vs. Miami, 1/4/2023

**Had three or more players score 20 points:**  
Miles Kelly (30), Lance Terry (24), Kyle Sturdivant (20) at Syracuse, 2/28/2023

**Had no player score 10+ points:**  
Virginia (57-28 loss), 1/22/2015

**Allowed no player to score 10+ points:**  
Hawaii (73-40 win), 12/25/2019

**Had no player play 30 minutes:**  
vs. Massachusetts (73-70 win), 12/21/2023

**Won by 30 or more points:**  
Alabama State (96-60), 12/17/2022

**Won by 40 or more points:**  
Kentucky State (98-50), 1/30/2010

**Won by 50 or more points:**  
Clayton State (103-53), 1/23/2021

**Lost by 30 or more points:**  
at Cincinnati (89-54), 11/22/2023

**Played an overtime game:**  
vs. Penn State (won 82-81), 12/16/2023

**Defeated a Top 10 team:**  
#177 Duke (72-68), 12/2/2023

**Defeated a Top 25 team:**  
#177 Duke (72-68), 12/2/2023

**Defeated a Top 10 team on the road:**  
#177 Syracuse (67-62), 3/4/2014

**Defeated a Top 25 team on the road:**  
#16/15 Virginia Tech (69-53), 2/23/2015

**Had a game postponed (subsequently rescheduled and played):**  
Syracuse, 12/29/2021 (COVID), played on 2/21/2022

**Had a game cancelled:**  
Alabama A&M, 12/23/2021 (COVID)

GAME NOTES

## Jackets At-A-Glance

Georgia Tech returns four scholarship players from its 2022-23 team, each of who started the final 10 games of the season, which included seven victories. All of them are perimeter players and were four of the top five scorers from that team - 6-6 junior **Miles Kelly** (14.4 ppg), 6-2 senior **Lance Terry** (10.1 ppg), 6-6 junior **Deebo Coleman** (9.7 ppg) and 6-3 senior **Kyle Sturdivant** (9.5 ppg).

They form the nucleus of a squad to which head coach **Damon Stoudamire** has added five five-player transfer class ranked No. 17 in the nation by 247Sports, and four scholarship freshmen.

Five of the newcomers are guards and wings, including 6-4 sophomore **Amaree Abram** (8.0 ppg at Ole Miss), 6-9 sophomore **Tafara Gapare** (3.4 ppg at Massachusetts), 6-3 freshman **Naithan George** (Toronto, Canada), 6-7 junior **Kowacie Reeves** (8.5 ppg at Florida) and 6-6 freshman **Ibrahima Sacko** (Conakry, Guinea). The Jackets lost just one guard who played significant minutes (**Deivon Smith** transferred to Utah).

Stoudamire totally rebuilt the frontcourt, which lost undersized, but productive 6-7 center **Ja'von Franklin**, by signing 6-7 graduate senior **Tyshaun Claude** (15.4 ppg, 8.6 rpg at Western Carolina) and 6-11 **Ebenezer Dowuona** (1.7 ppg, 1.9 rpg at NC State) out of the transfer portal and adding a pair of freshmen in 6-9 **Baye Ndongo** (Mboror, Senegal) and 6-9 **Ibrahim Souare** (Conakry, Guinea).

## General Storylines for 2023-24

- **109th season** - Georgia Tech is playing its 109th season of basketball in 2023-24, having compiled an all-time on-court record of 1,445-1,310 (22 wins and one loss from the 2016-17 and 2017-18 seasons were vacated by the NCAA Committee on Infractions).

- **Tech in the ACC** - Tech is playing its 45th season as a member of the Atlantic Coast Conference, having won the conference championship in 1985, 1990, 1993 and 2021. Prior to that, Tech competed in the Metro Conference for three seasons from 1975-78, was an independent from 1964-75, and was a member of the Southeastern Conference for 32 years from 1932-64, winning one title in 1938.

- Tech has been projected to finish 13th in the ACC standings this season by a vote of the conference's official media panel, the same position in which it finished last season after being projected to finish last. Tech has finished ahead of its media projection six of the last season seasons.

- Tech has a total of nine scholarship newcomers on its roster, five transfers who were judged the 17th best transfer class in the country by 247Sports, and four freshmen.

- Tech's five transfers combined to play in 263 games in their careers, and made 116 starts at their previous schools. They have combined for 19 of a possible 30 starts this season.

## Offense/Defense Last 8 Years

Source: KenPom.com (Nat'l rank in parentheses)

Year	Tempo	Off. Eff.	Def. Eff.
2023-24	68.4 (197)	107.0 (137)	103.7 (143)
2022-23	66.6 (212)	104.4 (182)	103.9 (149)
2021-22	68.0 (117)	100.4 (225)	99.2 (110)
2020-21	67.3 (223)	113.7 (22)	96.2 (68)
2019-20	70.0 (88)	103.0 (171)	91.8 (16)
2018-19	66.8 (225)	101.7 (228)	96.5 (43)
2017-18	66.1 (227)	103.6 (197)	98.7 (61)
2016-17	68.2 (179)	100.0 (259)	91.0 (6)

- **Kyle Sturdivant**, a transfer himself from USC prior to the 2020-21 season, is the elder statesman on the Tech roster, playing his fourth season. He is the lone player remaining from Tech's 2021 ACC Championship team and has played 95 games (50 starts) in a Tech uniform.

## Stoudamire Begins New Chapter for Tech

**Damon Stoudamire**, well-known throughout the basketball world for his success as a player and coach at the collegiate and professional levels, was named the 15th head coach in Georgia Tech men's basketball history on March 13.

Stoudamire comes to Georgia Tech after most recently serving as an assistant coach of the Boston Celtics, who currently sit atop the NBA's Atlantic Division standings. He was with the Celtics for nearly two seasons (2021-22 and 2022-23), after a successful five-season stint as the head coach at Pacific (2016-21). At Pacific, he was named West Coast Conference Coach of the Year in 2020 after leading the Tigers to a 23-10 record in 2019-20, good for the program's best winning percentage (.697) in 15 years, and a third-place finish in the powerful WCC (behind only national powers Gonzaga and St. Mary's). He also was named the recipient of the Ben Jobe Award, given to the nation's top minority head coach.

Stoudamire established himself as one of his generation's premier players when he was a three-time all-conference performer, the 1995 Pac 10 co-Player of the Year and a consensus first-team All-American at Arizona, where he played for four seasons from 1991-95. After helping lead the Wildcats to the Final Four as a junior in 1994, he capped his collegiate career by averaging 22.8 points per game, en route to the co-conference Player of the Year and consensus first-team All-America recognition in 1995. He was a finalist for 1995 Wooden Award (National Player of the Year).

At the conclusion of his Arizona career, Stoudamire was the Wildcats' all-time leader in 3-pointers made (272) and ranked second in points (1,849) and fourth in assists (663). He was the only player in Arizona history with two 40-point games.

## Tech All-Time vs. the ACC

Opponent	Overall	in ACC	Tourney	In McCamish Pavilion	In Opponent Current Venue	Current Streak
Boston College	19-13	15-12	1-3	4-2	6-6	Lost 1
Clemson	67-77	39-54	4-1	6-5	9-42	Lost 3
Duke	25-77	21-65	3-7	2-5	5-38	Won 1
Florida State	33-46	23-32	2-2	3-3	8-19	Lost 1
Louisville	15-26	2-10	0-1	2-4	0-5	Won 1
Miami	13-16	11-15	1-1	3-4	4-7	Won 1
North Carolina	27-72	25-58	5-4	1-5	5-27	Lost 3
NC State	44-58	36-44	3-3	2-4	7-11	Lost 1
Notre Dame	13-16	7-14	0-1	7-4	1-10	Lost 1
Pittsburgh	12-8	7-8	0-2	5-2	2-4	Lost 3
Syracuse	8-9	6-6	--	4-2	3-5	Won 1
Virginia	40-47	38-46	5-5	2-5	1-10	Lost 10
Virginia Tech	9-22	7-18	1-3	3-5	2-11	Won 1
Wake Forest	46-42	45-40	0-4	6-1	10-21	Lost 2



# TECH NOTEBOOK

## Tech in the NBA / G League

Player (years at Tech)	Team
Jose Alvarado (2017-21)	New Orleans Pelicans
James Banks III (2018-20)	Maine Celtics (G League)
Michael Devoe (2018-22)	Salt Lake City Stars (G League)
Derrick Favors (2009-10)	Windy City Bulls (G League)
Josh Okogie (2016-18)	Phoenix Suns
Thaddeus Young (2006-07)	Toronto Raptors

## Tech Alumni Elsewhere

Player (years at Tech)	Current/Most Recent Team
Brandon Alston (2017-19)	Batumi (Georgian Superleague)
Alade Aminu (2005-09)	Gigantes de Carolina (Puerto Rican BSN)
Demarco Cox (2014-15)	Quimper (France)
Mouhammad Faye (2006-08)	Promithias (Greece)
Ja'von Franklin (2022-23)	Borac CA (Serbia)
Marcus Georges-Hunt (2012-16)	Kuwait (Kuwait DI)
Trae Golden (2013-14)	Beijing (China)
Abdoulaye Gueye (2014-19)	Sigortam (Turkish BTL)
Josh Heath (2014-17)	Spirou Basket Charleroi (Belgium)
Ben Lammers (2014-18)	Gran Canaria (Spain)
Gani Lawal (2007-10)	Plateros de Fresnillo (Mexico LNBP)
Daniel Miller (2009-14)	Levanga Hokkaido Sapporo (Japan)
Charles Mitchell (2014-16)	Obera (Argentinian La Liga)
Khalid Moore (2018-22)	GS Lavrio AC (Greece)
Zachery Peacock (2006-10)	FOS Provence (France)
Shembari Phillips (2018-20)	Baskets Koblenz (Germany)
Glen Rice, Jr. (2009-12)	Power (Big3)
Robert Sampson (2013-15)	Nhatrang Dolphins (Vietnam)
Avi Schafer (2017-19)	Mikawa Sea Horses (Japan)
Adam Smith (2015-16)	Surne Bilbao Basket (Spain)
Jordan Usher (2019-22)	Perth Wildcats (Australia)
James White (2015-16)	Mauricio Baez (Dominican Republic)
Moses Wright (2017-21)	Shanxi Loongs (China)

## Former Tech Players in Coaching

Player (years at Tech)	Current Position
Kenny Anderson (1989-91)	Fisk University HC
Ty Anderson (2006-09)	Wofford AC
Rod Balanis (1990-94)	Howard AC
Anthony Byrd (1981-84)	Knightdale (N.C.) HS HC
Shaun Fein (1999-2001)	Los Angeles Clippers AC
Jarrett Jack (2002-05)	Detroit Pistons AC
Winston Neal (1999-01)	Columbia State (Tenn.) HC
Fred Vinson (1992-94)	New Orleans Pelicans AC
Mfon Udofia (2009-13)	Long Island Nets (G League) HC

## Former Tech Coaches in Coaching

Coach (years at Tech)	Current Position
Amir Abdur-Rahim (2011-12)	South Florida HC
Sherman Dillard (1988-94)	Iowa AC
Chad Dollar (2011-16)	Cincinnati AHC
Brian Eskildsen (2022-23)	UC Santa Barbara AC
Bruce Evans (2012-16)	North Florida AC
Tavaras Hardy (2016-18)	Loyola-Maryland HC
Paul Hewitt (2000-11)	Ontario (G League) HC
Chris Kreider (2007-09)	SMU AC
Darryl LaBarrie (2010-11, 2016-18)	Tulane AC
Robert McCullum (2010-11)	Florida A&M HC
Mamadou N'Diaye (2014-16)	Central Florida AC
Billy Schmidt (2011-14)	Chicago Bulls AC
Cliff Warren (2000-05)	SMU AC
Anthony Wilkins (2018-23)	Vanderbilt AC
Charlton Young (2005-09)	Missouri AC

His amateur career also included helping lead the United States to the gold medal in the 1993 World University Games (where he led the team in assists and steals despite being the youngest player on the roster) and the bronze at the 1994 Goodwill Games.

## Miles Stones

Georgia Tech's late-season surge in 2022-23 was amplified by Miles Kelly with the hottest streak of his career, averaging 20.9 points over Tech's last seven ACC games (tournament included) while connecting on 47.7 percent of his field goals and 44.3 percent of his three-point attempts.

Extending the stretch to include this year's first four ACC games, Kelly has averaged 19.9 points over his last 11 ACC games and 43.9 percent from three.

## KELLY'S LAST 11 ACC GAMES

Opponent	Min	Pts	FG	3FG	FT
Virginia Tech	37:17	15	6-11	3-6	0-0
at Pittsburgh	37:25	24	8-17	6-13	2-2
Louisville	37:40	19	6-11	5-10	2-2
at Syracuse*	38:35	*30	*10-19	*7-14	3-4
at Boston College	33:28	21	7-14	5-11	2-2
vs. Florida State	36:57	21	7-15	4-10	3-3
vs. Pittsburgh	40:00	16	5-13	3-8	3-3
Duke	36:09	16	5-13	2-8	4-4
at Florida State	31:14	20	7-15	3-6	3-5
Boston College	33:48	12	5-10	2-6	0-0
Notre Dame	40:35	25	9-21	7-15	0-1
<b>Averages</b>	<b>36.6</b>	<b>19.9</b>	<b>47.2%</b>	<b>43.9%</b>	<b>84.6%</b>

\*career high

## Sturdy Sturdivant

Senior point guard Kyle Sturdivant has transitioned from starting point guard at the end of last season to back up in his final season as a Yellow Jacket, and continues to provide steady play for the Yellow Jackets at the position.

He is Tech's fourth-leading scorer at 7.5 points per game and has averaged 3.3 assists per game along with a 2.08-1 assist/turnover ratio. He has five double-digit scoring games, including a career-high of 21 to lift the Jackets to a 73-70 win over UMass in the Diamond Head Classic. He is Tech's top free throw shooter by percentage at 84.4 percent (27-of-32).

Sturdivant played the best basketball of his career over Georgia Tech's last 12 games in 2022-23, and became indispensable in the wake of an ankle injury that sidelined the other Yellow Jacket point guard, Deivon Smith, for the last seven games.

The 6-3 native of Norcross, Ga., averaged 12.8 points over the last 12 games, reaching double figures in nine of them. He made 20-of-57 from three-point range (35.1 pct.) over that stretch, and had a 53/19 assist/turnover ratio.

He accomplished Tech's first point/assist double-double in six years when he scored 11 points with 10 assists on Tech's Senior Day (Feb. 25) victory against Louisville. He scored a career-high 20 points to help the Jackets run away with a 96-76 win at Syracuse.

In Tech's final eight games, Sturdivant played more than 37 minutes in each game and averaged 13.0 points and 5.5 assists, hitting 44.4 percent from the floor and 20-of-24 at the free throw line.

Sturdivant's six highest scoring games of his career have all come away from home:

- 21 vs. UMass (Diamond Head Classic)
- 20 at Syracuse
- 18 at Notre Dame
- 17 at Louisville
- 16 at Pittsburgh
- 16 vs. Pittsburgh (ACC Tournament)

## Career Games With ...

Led Tech in Points	2023-24	Career
Deebo Coleman	1	5
Tafara Gapare	1	1
Miles Kelly	6	18
Baye Ndongo	4	4
Kowacie Reeves, Jr.	3	3
Kyle Sturdivant	1	4
Lance Terry	-	5

Led Tech in Rebounds	2023-24	Career
Tyzhaun Claude	3	3
Miles Kelly	2	2
Baye Ndongo	8	8
Kowacie Reeves, Jr.	2	2

Double-Figure Points	2023-24	Career
Amaree Abram	-	8
Tyzhaun Claude	3	46
Deebo Coleman	4	25
Ebenezer Dowuona	-	3
Tafara Gapare	1	1
Naithan George	2	2
Miles Kelly	14	42
Carter Murphy	-	13
Baye Ndongo	8	8
Kowacie Reeves, Jr.	9	28
Kyle Sturdivant	5	31
Lance Terry	-	46

20-plus Points	2023-24	Career
Amaree Abram	-	2
Tyzhaun Claude	-	5
Deebo Coleman	1	2
Tafara Gapare	1	1
Miles Kelly	5	12
Baye Ndongo	3	3
Kowacie Reeves, Jr.	1	3
Kyle Sturdivant	1	2
Lance Terry	-	6

30-plus Points	2023-24	Career
Miles Kelly	1	1

10-plus Rebounds	2023-24	Career
Tyzhaun Claude	1	18
Miles Kelly	1	1
Baye Ndongo	4	4
Kowacie Reeves, Jr.	1	1

Double-Doubles	2023-24	Career
Tyzhaun Claude	1	18
Miles Kelly	1	1
Baye Ndongo	3	3
Kyle Sturdivant	1	*2

\*includes one game points and assists

## Tech Among ACC Leaders

All Games	Player	#	Rank
Assist/TO ratio	Naithan George	2.39	9
	Kyle Sturdivant	2.08	12
Assists per game	Naithan George	4.6	3
	Kyle Sturdivant	3.3	17
Blocks per game	Baye Ndongo	1.33	9
	Tafara Gapare	1.08	14
Rebounds per game	Baye Ndongo	9.2	4
Off. reb. per game	Baye Ndongo	2.92	4
	Tyzhaun Claude	2.00	17
Def. reb. per game	Baye Ndongo	6.25	5
	Miles Kelly	4.33	18
Field goal pct.	Baye Ndongo	.593	3
Minutes per game	Miles Kelly	32:47	10
	Kowacie Reeves, Jr.	32:00	15
Points per game	Miles Kelly	15.6	13

# TECH NOTEBOOK

## McCamish Pavilion 411

**Name:** McCamish Pavilion (mc-KAM-ish), named for Atlanta insurance executive Hank McCamish who gave the lead gift for the facility

**Capacity:** approximately 8,600 (6935 court level, 1665 balcony level)

**Cost:** \$50 million

**Contractor:** Whiting-Turner

**Architect:** Populous

**Cremins Court:** the court remains named for the former Tech head coach

**Alexander Courtyard:** located at the Fowler Street entrance, honors the former Tech director of athletics and the history of the former Tech home arena named for him

**Grand entrance:** 10th and Fowler Streets, foyer includes graphic representations of retired jerseys and Tech's two Final Four appearances

**Other entrances:** West entrance off Fowler Street (students and media), East entrance from main arena parking (for club patrons)

**Features:** center-hung scoreboard and video boards, mezzanine fascia ribbon boards, theatrical lighting, primarily chairback seating, club area

## Facts and Dates

- 2,500 cubic yards of concrete removed
- 3,000 cubic yards of concrete installed
- 500 tons of new steel installed
- Over 1 mile of new railing installed
- 20,000 gallons of paint used
- 2,000 feet of new mechanical piping
- 2,500 feet of new ductwork
- \$4M in new audio-visual and scoreboards
- 50 TV's throughout the concourse and Callaway Club
- Farthest distance material traveled to site: 4,835 miles
- Shortest distance material traveled to site: 1 mile
- Number of Tech alumni involved in the project: over 100
- Number of days construction took: 520
- Number of 1950's old style Coke bottles found while installing the underground foundations: 11
- Number of new staircases: 13
- Number of new sports lights for the competition floor: Over 300
- 270-degree court view from concourse

**Groundbreaking:** May 5, 2011

**Opening:** October, 2012

**First public event:** Oct. 21, 2012 - Jacket Jam (men's and women's scrimmages)

**First men's game:** Nov. 9, 2012 vs. Tulane

**Head coaches:** Brian Gregory of Georgia Tech, Ed Conroy of Tulane

**Officiating crew:** Karl Hess, Gary Maxwell, Raymond Styons

**TV announce crew:** Tom Werme, Cory Alexander (ACC Network, syndicated over-the-air iteration)

**First Tech points:** Marcus Georges-Hunt (2 FT, 18:13, 1st half)

**First basket:** Tulane's Josh Davis (18:44, 1st half)

**Attendance:** 8,600 (sellout)

**First women's game:** Nov. 11, 2012 vs. Tennessee

*Tech played 55 seasons in Alexander Memorial Coliseum, compiling a record of 556-194 (.741). Miami was the last team to play Tech there, a game Tech won, and was the first ACC team to play in McCamish Pavilion, which Miami won. For the 2011-12 season, Tech played its home games at Philips Arena and the Arena at Gwinnett.*

## Tech Signees Nominated for McDonald's All-American Game

Georgia Tech recruits **Jaeden Mustaf** and **Cole Kirouac**, who both signed letters-of-intent to play for the Yellow Jackets in November, have been nominated to play in the McDonald's All-American Game.

Mustaf and Kirouac were on the list, released this week, of more than 700 boys and girls currently playing high school basketball. The top 48 players from that list will participate in an annual all-star games to be played in April at the Toyota Center in Houston.

Mustaf, a 6-4 combo guard whose father Jerrod starred at Maryland in the late 1980s, hails from Bowie, Md., but is attending Overtime Elite in Atlanta for his senior year after attending Carmel Christian Academy in North Carolina last year. Kirouac, a rapidly developing 6-11 big man, is from Cumming, Ga., and attended North Forsyth High School before enrolling at Brewster Academy in Wolfeboro, N.H., for his senior year.

Mustaf is ranked No. 51 overall in the 247Sports composite ranking, and No. 7 at his position. He earned all-state honors last season at Carmel Christian School, leading the Cougars to a 28-4 record and a berth in the state championship game. He averaged 15.9 points, 5.8 rebounds and 3.8 assists. He began his prep career at legendary DeMatha Catholic High School in Hyattsville, Md., where his father attended. There, he averaged 8.5 points, 3.8 rebounds and 2.3 assists as a sophomore. He also enjoyed a standout summer on the Nike EYBL Circuit in 2023 and was named MVP of the 2022 adidas 3SSB 17U Championship.

Ranked No. 30 among centers and No. 181 overall in the 247Sports composite ranking, Kirouac attended North Forsyth High School in Cumming, where he was named honorable mention all-state and also to the 6A Region 8 all-region team for his play throughout the 2022-23 season. Kirouac made the 6A Region 8 all-tournament team for his performance in the postseason, and was selected to play in the Georgia Athletic Coaches Association all-star game after the season. For the 2022-23 season, he averaged 14 points, 10 rebounds and two blocked shots per game. He played AAU ball for the Atlanta Xpress, and finished fifth in rebounding on the UA Next Circuit in 2023 (8.2 rpg).

## Three Tech Alumni on NBA Rosters

Since 1982, Georgia Tech has produced 19 first-round NBA draft picks and 46 draft picks overall. A total of 42 Georgia Tech alumni have played in the NBA.

Three former Georgia Tech players played the 2022-23 season in the NBA - **Jose Alvarado** in his second season with the New Orleans Pelicans, **Josh Okogie** in his second season with the Phoenix Suns after playing four years in Minnesota, and **Thaddeus Young**, a 17-year NBA veteran in his second full season with the Toronto Raptors.

**Derrick Favors**, a 12-year NBA veteran who found himself a free agent at the beginning of the 2022-23 season, is on the roster of the Chicago Bulls' G League team.

Two other former Yellow Jackets played a full season in the G League in 2022-23 and are now with different G League teams - former center James Banks III with the Maine Celtics, and Michael Devoe with the JZZ.

Moses Wright, who was on the Dallas Mavericks roster in 2021-22, is back in China for a second season.

## Five-Star Player Development

Notable player development successes over the past several seasons include **Josh Okogie**, **Ben Lammers**, **Abdoulaye Gueye**, **James Banks III**, **Jose Alvarado**, **Moses Wright**, **Michael Devoe** and **Jordan Usher**, who maximized their skill sets and their production and are now all playing professionally either in the United States or abroad.

**Josh Okogie** went from being ranked 11th in the state as a HS senior to a first-round NBA draft pick, and is now in his fifth season in the NBA. Gueye, a 6-9 forward, developed from a project player into an ACC-level contributor, and graduate transfer Brandon Alston had similar statistical numbers at the ACC level as he compiled in two seasons at Lehigh, and both are now playing professionally overseas.

**Jose Alvarado**, a three-star guard out of Brooklyn, N.Y., who started as a freshman, improved his scoring, shooting and ballhandling every year as a Yellow Jacket, finishing his career with 1,429 points and ranking among the top 10 in Tech history in assists, steals and three-point field goals. He became the ACC's Defensive Player of the Year and a second-team All-ACC choice in 2021, and currently plays for the NBA's New Orleans Pelicans.

**Moses Wright**, an unheralded and unrated prospect from Raleigh, N.C., became a stalwart in the Tech lineup as a junior and the ACC Player of the Year as a senior. The 6-9 forward was Tech's leading scorer and rebounder on an ACC Championship squad and also made the conference all-defensive team. He was signed to the Los Angeles Clippers G League affiliate as a free agent, then signed a two-way contract with the Dallas Mavericks midway through the 2021-22 season. He played last season in China.

**Michael Devoe**, a four-star prospect out of Orlando, Fla., came to Tech as a heralded scorer and outside shooter, but developed into a much more rounded player by his senior year, when he led the Jackets in scoring and assists and was the team's third-leading rebounder and second-leading steal artist. As a senior, he was one of only nine players in Division I to average 17.9 points, 4.9 rebounds, 3.1 assists and 1.4 steals. Devoe played the 2022-23 season for the L.A. Clippers' G League team.

**Jordan Usher**, a four-star prospect from Canton, Ga., who played at Southern California for his first two seasons, started all but one game over two-plus seasons at Tech and was the Jackets' No. 2 scorer in 2021-22. He played his first professional season in 2022-23 in Turkey and is now in Australia.

**James Banks III**, a 6-10 center, made the ACC's All-Defensive team twice in two years and finished his career No. 8 in blocked shots at Tech. He has played two seasons with the Texas Legends in the G League



# TECH NOTEBOOK

## Winning Starts at Home

Georgia Tech has compiled a 128-71 record at home since McCamish Pavilion opened for the 2012-13 season. Tech set a program record for wins at home (17) in 2016-17, including a 7-2 ACC record and two NIT victories.

Tech is 38-32 against ACC teams in the last seven-plus seasons, including a 10-11 mark against ranked opponents, and has an 85-46 overall mark.

Tech is playing its 12th season in McCamish Pavilion, which was essentially brand new when it opened for the 2012-13 season. The only physical elements of McCamish Pavilion that remain from the venerable Alexander Memorial Coliseum are the roof and the 32 steel ribs that support it.

The capacity of McCamish Pavilion is 8,600, including 1,665 seats in the new balcony level and 6,935 seats in the lower seating bowl. There are no suites, but there is a club area that seats 500. Alexander Memorial Coliseum seated 9,191 spectators in its final configuration.

The most impressive features of McCamish Pavilion are its grand entrance, which fronts 10th and Fowler Streets, the ability for patrons to view the court from the main concourse all the way around, and the theatrical lighting system, which concentrates light on the court while leaving the seating areas dark, modeled after the Staples Center in Los Angeles and Madison Square Garden in New York.

Prior to the opening of McCamish Pavilion, Tech played 55 seasons in Alexander Memorial Coliseum, compiling a record of 556-194 (.741). Miami was the last team to play Tech in Alexander Memorial Coliseum, a game Tech won, and was the first ACC team to play in McCamish Pavilion on Jan. 5, which Miami won. For the 2011-12 season, Tech played its home games at Philips Arena and the Arena at Gwinnett.

## Arts and Letters

Beginning with Moe Miller and Lance Storrs in the summer of 2011, every four-year scholarship senior in the Georgia Tech program has graduated, with the exception 2019 senior Ben Lammers, who is playing pro ball overseas and needs to complete one course, and 2021 senior Jose Alvarado, who likewise needs to complete one course.

Eleven different Georgia Tech players have made the ACC All-Academic team since it was established in 2011, with Marcus Georges-Hunt and Tadic Jackson making it twice.

Tech's men's basketball team has recorded the highest Academic Progress Report scores the last five years since the NCAA began tracking academic performance in 2004-05. The Jackets scored a perfect team single year APR score of 1000 three straight years from 2011-13.

## BASKETBALL GRADUATES

2012 - Derek Craig, Nick Foreman

2013 - Mfon Udofia, Pierre Jordan (Master's), Brandon Reed

2014 - Kammeon Holsey, Daniel Miller, Jason Morris

2015 - Robert Sampson

2016 - Marcus George-Hunt, Travis Jorgenson

2017 - Josh Heath, Corey Heyward, Kellen McCormick (Master's), Jodan Price (Master's), Rand Rowland, Quinton Stephens

2018 - Tadic Jackson, Ben Lammers

2019 - Abdoulaye Gueye, Sylvester Ogbonda, Brandon Alston (Master's)

2020 - Evan Cole

2021 - Shembari Phillips, Malachi Rice, Moses Wright

2022 - Michael Devoe, Khalid Moore, Bubba Parham

## Tech's NCAA Tournament History

Georgia Tech has played in the NCAA Tournament 17 times in its history. Sixteen of those appearances have occurred from 1985 to the present, 10 under Bobby Cremins and five under Paul Hewitt.

The most recent was 2021, when the Yellow Jackets won the ACC Championship and earned an automatic bid, then fell 71-60 to Loyola Chicago in the opening round of the Midwest Regional.

That ended an 11-year hiatus from the NCAA Tournament that dated back to 2010, when the Yellow Jackets defeated Oklahoma State in the first round before losing to Ohio State in the round of 32 of the Midwest Regional.

Tech has a record of 23-17 in NCAA Tournament play, highlighted by its 2004 trip to the NCAA title game as well as a Final Four berth in 1990. The Yellow Jackets have reached the NCAA Sweet 16 seven times (1960, 1985, 1986, 1990, 1992, 1996, 2004).

The 2004 and 2005 appearances were Tech's first back-to-back appearances since Bobby Cremins led the Institute to the Big Dance nine straight years from 1985-93.

Georgia Tech has won at least one game in 11 of its 17 previous NCAA Tournament appearances.

## Tech's ACC Tournament History

Georgia Tech has played in 43 ACC Tournaments (did not play in 2020 due to NCAA sanctions), and has a 29-39 all-time record in the event. The Yellow Jackets have won four championships, in 1985 (Atlanta), 1990 (Charlotte), 1993 (Charlotte) and 2021 (Greensboro).

Tech has been a runner-up four times (1986, 1996, 2005, 2010). The 1986, 1996 and 2010 runs to the finals occurred in Greensboro. Tech also made the finals in 2005 at the Verizon Center in Washington, D.C.

Tech was 0-2 in the ACC Tournament under coach Dwane Morrison, 15-16 under Bobby Cremins (including all three titles), 9-11 under Paul Hewitt (runner-up in 2005 and 2010), 2-5 under Brian Gregory, and 3-5 under Josh Pastner.

Tech did not play in the 2020 tournament while serving an NCAA postseason ban.

# BIO UPDATES

## Head Coach Damon Stoudamire • 1st season at Tech

Well-known throughout the basketball world for his success as a player and coach at the collegiate and professional levels, Damon Stoudamire became the 15th head coach in Georgia Tech men's basketball history on March 14, 2023.

Stoudamire comes to Georgia Tech after most recently serving as an assistant coach of the Boston Celtics, who currently sit atop the NBA's Atlantic Division standings. He was with the Celtics for nearly two seasons (2021-22 and 2022-23), after a successful five-season stint as the head coach at Pacific (2016-21). At Pacific, he was named West Coast Conference Coach of the Year in 2020 after leading the Tigers to a 23-10 record in 2019-20, good for the program's best winning percentage (.697) in 15 years, and a third-place finish in the powerful WCC (behind only national powers Gonzaga and St. Mary's). He also was honored with the Ben Jobe Award, given annually to the nation's top minority head coach.

Stoudamire established himself as one of his generation's premier players when he was a three-time all-conference performer, the 1995 Pac 10 co-Player of the Year and a consensus first-team All-American at Arizona, where he played for four seasons from 1991-95. After helping lead the Wildcats to the Final Four as a junior in 1994, he capped his collegiate career by averaging 22.8 points per game, en route to the co-conference Player of the Year and consensus first-team All-America recognition in 1995. He was a finalist for 1995 Wooden Award (National Player of the Year).

At the conclusion of his Arizona career, Stoudamire was the Wildcats' all-time leader in 3-pointers made (272) and ranked second in points (1,849) and fourth in assists (663). He was the only player in Arizona history with two 40-point games.

His amateur career also included helping lead the United States to the gold medal in the 1993 World University Games (where he led the team in assists and steals despite being the youngest player on the roster) and the bronze at the 1994 Goodwill Games.

Stoudamire was selected by the Toronto Raptors with the seventh overall pick in the 1995 NBA Draft and averaged 13.4 points and 6.1 assists per game over the course of a 13-year professional playing career that included stints with the Raptors (1995-98), Portland Trail Blazers (1998-05), Memphis Grizzlies (2005-08) and San Antonio Spurs (2008). He was named the 1996 NBA Rookie of the Year after averaging 19 points and 9.3 assists per game in his first NBA campaign, the first of four straight seasons that he averaged at least 17 points and eight assists per contest.

Following the conclusion of his NBA playing career in 2008, Stoudamire immediately embarked on his coaching career, beginning as director of player development at Rice in 2008-09. He then went on to serve as an assistant coach with the Memphis Grizzlies for two seasons (2009-11), before getting back into the college game with stints as an assistant at Memphis (2011-13), his alma mater Arizona (2013-15) and again at Memphis (2015-16).

After helping lead Memphis and Arizona to four conference championships (two Conference USA titles at Memphis, two Pac-12 crowns at Arizona) and four NCAA Tournament berths (including back-to-back Elite Eight appearances at Arizona) in six seasons, Stoudamire was hired as the head coach at Pacific in 2016. He inherited a program coming off an 8-20 campaign and quickly built it into a WCC contender, highlighted by the 23-10 campaign in 2019-20. The Tigers' 11-5 conference record that season remains their most-ever wins in WCC play. Combined with a 9-9 record in league play in 2017-18, Stoudamire led Pacific to its only two .500-or-better conference records since the Tigers joined the WCC in 2013-14.

After posting a 9-9 overall record during the Covid-shortened 2020-21 season, Stoudamire returned to the NBA as an assistant coach for the Celtics. In his first season in Boston, he helped lead the Celtics to the 2022 NBA Finals. This season, the Celtics stand in first place in the Atlantic Division and in second both in the Eastern Conference and in the NBA's overall league standings. With Boston, he coached a pair of metro-Atlanta natives in Malcolm Brogdon (Norcross, Ga.) and Jaylen Brown (Alpharetta, Ga.).

A Portland, Ore. native, Stoudamire, 50, graduated from Woodrow Wilson High School in 1991 and earned his bachelor's degree from Arizona in 2008. He has a daughter, Kemeco, and two sons, Damon and Brandon.

### Stoudamire as a Head Coach

Season	School	Overall	Conference	Postseason
2016-17	Pacific	11-22	4-14 / 9th	
2017-18	Pacific	14-18	9-9 / 4th	
2018-19	Pacific	14-18	4-12 / 9th	
2019-20	Pacific	23-10	11-5 / 3rd	
2020-21	Pacific	9-9	6-7 / 5th	
<b>at Pacific</b>	<b>5 years</b>	<b>71-77</b>	<b>34-47</b>	
2023-24	Georgia Tech	8-7	1-3	
<b>at Georgia Tech</b>	<b>1st year</b>	<b>8-7</b>	<b>1-3</b>	
<b>CAREER</b>	<b>6th year</b>	<b>79-84</b>	<b>35-50</b>	

### Stoudamire Coaching Resume

- Georgia Tech, head coach (2023-present)
- Boston Celtics, assistant coach (2021-23)
- Pacific, head coach (2016-21)
- Memphis, assistant coach (2015-16)
- Arizona, assistant coach (2013-15)
- Rice, director of player development (2008-09)
- Memphis, assistant coach (2011-13)
- Memphis Grizzlies, assistant coach (2009-11)

**Honors:** All-Pac-10 Conference (1993, 1994, 1995), Pac-10 Co-Player of the Year (1995), Consensus first-team All-American (1995), finalist for the Wooden Award (1995), West Coast Conference Coach of the Year (2020), Ben Jobe Award (2020)

**Playing Experience:** Lettered four years at Arizona (1991-95), Toronto Raptors (1995-98), Portland Trail Blazers (1998-2005), Memphis Grizzlies (2005-08), San Antonio Spurs (2008)

## Coaching Staff

### KARL HOBBS

#### Associate Head Coach • 1st season at Tech

Karl Hobbs, who directed George Washington to three straight NCAA Tournament appearances as a head coach, captured two national titles as an assistant at Connecticut and helped Rutgers to three post-season appearances in his most recent stop, joined the Georgia Tech men's basketball staff as associate head coach in April of 2023.

Hobbs has 36 seasons of Division I coaching experience and 21 post-season appearances on his resume, and comes to The Flats following seven seasons as associate head coach at Rutgers. He helped guide the Scarlet Knights to post-season appearances each of the past three seasons, including back-to-back appearances in the NCAA Tournament in 2021 and 2022, marking the first time RU made the big dance in consecutive seasons since 1976. Hobbs helped Rutgers snap a 30-year NCAA Tournament drought when the Scarlet Knights earned a berth in the 2021 the NCAA Tournament, their first appearance since 1991.

### B.J. ELDER

#### Assistant Coach • 5th season at Tech

A standout member of the Yellow Jackets' 2004 NCAA runner-up team, B.J. Elder joined the men's basketball staff in July of 2019 as associate director of player personnel. He was elevated to assistant coach in December 2023 for the remainder of the 2023-24 season.

A veteran of 10 years in European professional basketball following his stellar Tech career, Elder, 38, came to Tech following three seasons as assistant boys' basketball coach at Clarkston High School. He has served as the basketball staff's liaison with academic services, campus housing and dining, media and marketing, as well as spearheading outreach to former Tech players.

### PERSHIN WILLIAMS

#### Assistant Coach • 1st season at Tech

A former graduate assistant with the Georgia Tech men's basketball program, Pershin Williams joined the Yellow Jackets' men's basketball staff as assistant coach in April of 2023 following four seasons on the bench at Kennesaw State.

Now with 12 years of full-time college coaching experience, Williams helped head coach Amir Abdur-Rahim build the KSU program into a championship team in the Atlantic Sun Conference and an NCAA Tournament team in 2023. KSU went 26-9 last season, 15-3 in the A-Sun, and three Owls earned all-conference recognition after being picked to finish eighth in the pre-season conference poll.

### NATE BABCOCK

#### Assistant Coach • 1st season at Tech

After two seasons as an assistant coach with the Grand Rapids Gold in the G League, Nate Babcock joined the Georgia Tech men's basketball staff as quality control coach in June of 2023. He returns to the collegiate ranks after nine years on the professional level.

Prior to his time in Grand Rapids, the G League affiliate of the Denver Nuggets, Babcock spent seven years in various support roles in the NBA and G League. He joined the Gold after three years as the special assistant to the head coach with the Atlanta Hawks organization where he assisted with player development as well as opponent scouting and game preparation.

### BONZI WELLS

#### Assistant Coach • 1st season at Tech

A 12-year veteran of professional basketball, including 10 in the National Basketball Association, Bonzi Wells joined the Georgia Tech men's basketball staff as an assistant coach in August of 2023. Wells will concentrate his efforts on player development and on-court coaching.

Wells, 46, came to Tech following two seasons as the head coach at Division II LeMoyne-Owen College in Memphis, Tenn., where he led the Magicians to a 34-23 record across his two years, including an 18-11 mark in 2022-23.

**BIO UPDATES (see game-by-game stats and career highs in stat pack)****24 • Amaree Abram • G • 6-4 • 195 • So.**

- Name pronounced "uh-MAR-ee"
- Started each of the first four games for Tech this season, averaging 14.0 minutes, 4.7 points, 1.5 assists per game
- Has played in just two games since (8 pts, 4 reb vs. Alabama A&M, scoreless vs. Penn State)
- Has hit just 9-of-34 shots from the floor, 4-of-17 from three-point range
- Former four-star guard prospect out of Texas who transferred from Ole Miss following his freshman season, joined the Yellow Jackets in the summer of 2023
- Has three years of eligibility after starting 22 games and averaging 21 minutes as a freshman
- Was invited to participate in training camp for the USA Basketball U19 team that was to compete in the FIBA Men's U19 World Cup, but did not make the cut to the 18 finalists
- Left-handed point guard who was one of the most promising freshman guards in the SEC in 2022-23 with excellent positional size, high-level scoring and passing ability and high intensity on defense
- Saw action in all 33 games for Ole Miss during his first year, starting in 22 games ... Averaged 21.0 minutes per contest ... Recorded 8.0 points, 2.0 rebounds, and 2.0 assists per contest ... Fourth on the team in scoring and second in assists
- Finished second on the team with 39 three pointers made, shooting a team-high 36.4 percent from deep

**12 • Tyzhaun Claude • F • 6-7 • 226 • Sr.**

- First name pronounced "tie-ZHON" but goes by "Ty" ... Graduate transfer with one year of eligibility at Tech
- Started each of the first four games this season in the post, last 11 off the bench, averaging 15 minutes per game
- Tech's seventh-leading scorer (5.1 ppg), third-leading rebounder (4.9 rpg)
- Has hit 49.2 percent of his shots from the floor, has averaged 2.00 offensive rebounds per game (17th in ACC) ... Has a 13-to-12 assist/turnover ratio
- Averaging 3.3 points (6-10 FG) and 2.8 rebounds in ACC games (10.1 mpg)
- Posted a double-double (10 pts/10 reb) in the season-opener against Georgia Southern and 19 points vs. Howard
- Fell one rebound shy of another double-double with 10 points (4-4 FG) and nine boards against Alabama A&M
- Averaged 6.3 rebounds in three games at the Diamond Head Classic
- Tech's second closest player to 1,000 career points with 868 (Terry has 892).
- One of the top scorers and rebounders in the Southern Conference in 2022-23, earned third-team all-conference honors for Western Carolina after starting his college career at Morehead State
- Second on the WCU roster with 15.4 points per game and snagged a SoCon-best 8.6 rebounds per game
- His 3.2 offensive boards per contest were also tops in the league while ranking 30th in the NCAA
- In 28 games, finished with double-figure scoring 27 times, including 15 consecutive games to close season ... Has 15 career double-doubles, 11 of them last season at Western Carolina
- Led the Catamounts in blocked shots, and shot 52.3 percent from the floor and 72 percent from the free throw line
- Made the Southern Conference all-tournament team in 2023 after averaging 15.0 points and 8.0 rebounds in two games

**3 • Dallan "Deebo" Coleman • G • 6-6 • 210 • Jr.**

- Wing guard who has come off the bench to average 7.6 points, tops among Tech reserves, in 24.1 minutes per game, including a career high 24 points vs. UMass Lowell
- Averaged 16 ppg in Tech's first three games (15-24 FG, 9-16 3pt FG), but has averaged just 5.4 points (21-65 FG) in the 12 games since
- In ACC games, averaging 6.8 points, 2.3 rebounds, while hitting 10-of-24 from the floor ... No turnovers in four games
- Averaged 6.7 points in three Diamond Head Classic games, including 12 in win vs. UMass and eight vs. Nevada
- Connected on 40.6 percent from the floor this season, 33.9 percent from three-point range (second on the team)
- Taken 62 of his 96 shot attempts from three-point range (connected on 18-of-34 inside the arc) ... 175 of 274 attempts last season from three-point range
- Started a team-high 31 games last season, reaching double-figure points in 14
- Was No. 4 on the Tech stat chart in scoring (9.5 ppg), No. 2 in minutes per game (31.3) and three-point field goals (57-of-175) ... No. 3 in free throws (51-of-74) and No. 4 in three-point percentage (32.6 pct.)
- In ACC games, averaged 9.1 points per game (fourth on team) while hitting 35.9 percent from the floor, 31.6 percent (36-of-114) on threes
- Averaged 13.5 points in two ACC Tournament games while hitting 8-of-20 from the floor and 5-of-13 from three-point range
- Consensus four-star prospect out of high school, rated at No. 48 in the class of 2021 according to the 247Sports Composite rankings (Florida Class 4A Player of the Year as a senior)
- Born and raised in Memphis, Tenn., spent his high school years in Jacksonville, Fla., area, where his father, Ran, is a high school head coach

**10 • Ebenezer Dowuona • C • 6-11 • 230 • Sr.**

- Last name pronounced "duh-WANNA" ... Goes by "Ebe" (EEE-bee)
- Post player in his fourth collegiate season, but is eligible to take a COVID year if he chooses
- Played in 12 games, averaging 10.4 minutes, and started eight
- Averaged 2.0 points and 2.3 rebounds in three ACC games
- His play in the post key factor in Tech's back-to-back wins over No. 21 Mississippi State and No. 7 Duke in early December, played 36 total minutes, made a field goal in each game, blocked two shots and grabbed five rebounds
- Former four-star high school prospect in the state of Georgia who played three seasons at NC State before enrolling at Georgia Tech in the summer of 2023
- Played in 61 games, starting 30, over the last two seasons with the Wolfpack
- Averaged 2.6 points and 2.7 rebounds, connecting on 51 percent of his shots from the floor across three seasons
- Helped lift the Wolfpack to a berth in the NIT as a freshman and the NCAA Tournament in 2022-23
- Best season came in 2021-22 when he started 27 games and averaged 4.1 points (55.9 pct. FG) and 4.1 rebounds in 31 games
- Blocked 80 shots over his last two seasons there
- High school teammate of Lance Terry at The Heritage School in Newnan, Ga.

**5 • Tafara Gapare • F • 6-9 • 206 • So.**

- Name pronounced "tuh-FAR-uh guh-PAR-ee"
- Versatile, athletic and skilled player who can score, rebound, pass and defend multiple positions
- Played in 12 games, starting six, and averaged 15.9 minutes on those games
- Returned from a three-game absence to score 35 points with 11 rebounds in Tech's three games against Georgia, Alabama A&M and Penn State ... Went 13-26 from the floor with three blocks and two steals in 61 total minutes
- Scored career-high 20 points with six boards in 28 minutes in Tech's win over Penn State
- Scored nine points with seven rebounds and four blocks to help Tech defeat Hawaii in the Diamond Head Classic
- Averaged 3.3 points, 0.7 rebounds, 3-9 FG in three ACC games
- Has 13 blocked shots and ranks 13th in the ACC in blocks per game (1.08) despite his limited minutes
- Former four-star-rated recruit from New Zealand who spent his senior year of high school in Connecticut and played his freshman year at Massachusetts
- Enrolled for the summer, 2023 term and has three seasons of eligibility remaining
- Averaged 12.4 minutes per game over 30 games as a freshman at UMass
- Averaged 3.4 points and 2.1 rebounds per game, while shooting 31.2 percent from the field for the Minutemen
- Despite limited playing time, led the team in blocked shots (20) and went to the free throw line 40 times ... Scored a season-high 15 points against Albany
- Spent the 2021-22 year at the South Kent School in Connecticut ... Ranked as the No. 1 player in Connecticut and No. 10 power forward by 247Sports for the Class of 2023



# BIO UPDATES (see game-by-game stats and career highs in stat pack)

## 2 • Naithan George • G • 6-3 • 180 • Fr.

- Point guard from Canada who attended Canyon International Academy in Glendale, Ariz., his last three years of high school ... Class of 2024 prospect who recalifficed to 2023
- First freshman to start at point guard for Tech since Jose Alvarado
- Has started Tech's last 11 games, averaging more than 26 minutes and keying Tech wins over No. 21 Mississippi State, No. 7 Duke and Penn State
- Averaging 7.3 points and 4.6 assists (No. 3 in the ACC) in all games, 5.5 points and 6.8 assists (No. 2 in the ACC) in conference games
- Four games of eight or more assists, including season high 11 against Notre Dame, most for a Tech player since 2008
- Averaged 10.7 points and 3.3 assists to help Tech's runner-up finish at the Diamond Head Classic, including a season-high 14 points in semifinal win over Hawaii
- Ranks No. 10 in the ACC in assist/turnover ratio (2.39-1) ... Has a 3.38-1 ratio in ACC games
- Made first career start vs. Mississippi State, scoring 11 points with four rebounds in 32 minutes
- Has struggled with his shot (38.4 pct. FG, 7-37 3pt FG)
- Made his Tech debut at Cincinnati after not playing first three games, scoring eight points and hitting two three-point field goals in 15 minutes (11 in the second half)
- Plays with high energy and has a tremendous work ethic ... Committed to playing both ends of the floor
- Chose Tech over offers from Texas A&M Corpus Christi, Sam Houston State, Seattle
- Averaged 15 points, eight assists and five rebounds per game in 2022-23 at Canyon International Academy, which fields a national team that competes against junior colleges and on The Grind Session prep circuit
- Led to state championships in 2022 and 2023
- Earned all-breakout honors at the Peach Jam playing for the Arizona Unity team, averaging 10 points, 4.8 rebounds and 3.7 assists over six games (27.2 minutes per game)
- Goes by "Nait"

## 13 • Miles Kelly • G • 6-6 • 180 • Jr.

- Accurate shooter from long range who also plays some point and has developed into a consistently productive scorer for the Yellow Jackets
- One of two Tech players to start every game this season (Kowacie Reeves, Jr., is the other) and ranks 10th in the ACC in minutes
- Currently Tech's top scorer (15.6 ppg, No. 13 in the ACC) and No. 2 rebounder (5.9 rpg) ... Has reached double figures in all but one game
- Has scored 20-plus points five times this season - 25 points against Georgia Southern, 27 vs. Howard, 22 vs. Mississippi State, 20 at Florida State, 25 vs. Notre Dame
- Averaging 18.3 points and 5.8 rebounds in ACC play ... Shooting percentages improved over full-season norms (44.1 percent FG, 40 percent 3-point FG, 70 percent FT)
- Averaged 10.3 points and 5.3 rebounds in the Diamond Head Classic
- Hit two free throws with 2.1 seconds left to lift Tech to a win over Penn State, and hit two to seal Tech's win over Hawai'i in the Diamond Head Classic semifinals
- Much improved at getting to the free throw line, where he has 73 attempts in 15 games to rank No. 3 in the ACC
- Ranks No. 2 in the ACC in shot attempts from the floor, No. 2 in three-point attempts, sixth in free throw attempts
- Made 38 of last 52 free throw attempts in Tech's last 11 games after connecting on just 12 of his first 21 this season
- Has hit 35.2 percent of his shots from the floor and 27.8 percent from three-point range ... Struggled with his three-point shot, but is 12-for-27 in Tech's last three games
- Surpassed 800 career points with his 20-point effort at Florida State, and now has 833
- Was Tech's leading scorer in 2022-23 (14.4 ppg) overall and in conference games (14.8 ppg) ... Reached double figures in 25 games total
- Averaged 19.8 points and 3.1 rebounds over Tech's last eight games of 2022-23, hitting 47.7 percent from the floor (53-of-111), 44.3 percent (35-of-79) from three-point range
- Tech's top three-point shooter for the season by volume and No. 2 by percentage (89-of-235, 37.9 pct. overall; 61-of-159, 38.4 pct. in ACC games)
- In ACC games, shot 40.2 percent from the floor, 38.4 percent from three-point range and 93.5 percent from the free throw line
- Led Tech and set a program record for free throw percentage (89.83 pct. on 59 attempts), breaking the previous mark of 88.73 percent set by Anthony Morrow in 2005-06 ... Had a streak of 24 straight FT made at one point in the season
- Has hit three or more triples in a game 24 times in his career (16 times last season, 4 this season)
- Atlanta-area native who spent his senior year of high school at Hargrave Military Academy in Virginia, after prepping at Parkview High School in Lilburn ... Consensus four-star No. 87 in the 247Sports composite rankings

## 4 • Carter Murphy • G • 6-4 • 205 • Sr.

- Came to Georgia Tech as a graduate transfer after four years at the Air Force Academy, where he graduated with a bachelor's degree in data science and is pursuing a master's degree in operations research at Tech
- Played first-half minutes in Tech's four games against Cincinnati, Mississippi State, Duke, Georgia ... Hit a pair of three-pointers ... Also played three minutes vs. Howard
- Missed last five games with an ankle injury
- Saw action in 70 games over four seasons at Air Force, making eight starts and averaging 14.3 minutes ... Connected on 46.6 percent of his shots from the floor, 30.7 on threes and 85 percent from the foul line in his Falcons career, and averaged 5.0 points
- Played in 31 games as a senior, making two starts, and hit career high marks in every statistical category
- Fourth on team in scoring, averaging 7.2 points per game ... Second on team in shooting at .500 from the field and third in free throw percentage (.829)
- Averaged 15.3 points over the last seven games of the season, reaching double figures in all seven ... Scored career-high 19 points in final game at Mountain West tourney vs. UNLV

## 11 • Baye Ndongo • F • 6-9 • 214 • Fr.

- Name pronounced "BYE n-DONG-go" ... Pronounce the N with no vowel before or after
- Played and started last 12 games after missing the first three with injury ... Excellent defender and rebounder who is difficult to stop around the basket
- Tech's top rebounder at 9.2 per game and No. 2 scorer at 12.6 points per game ... Ranks No. 4 in the ACC in rebound average, No. 4 in offensive rebounds (2.92 per game), No. 3 in field goal percentage (59.3) and No. 9 in blocked shots (1.33 per game)
- Tops all freshmen nationally in rebound average and ranks No. 2 in field goal percentage
- Only freshman in the nation to average at least 12.5 points per game, 9.2 rebounds per game, 1.3 blocked shots per game, and a field goal percentage of .593
- Averaging 16.3 points and 8.3 rebounds in ACC games ... Has hit 60 percent from the floor
- Has three double-doubles this season (Penn State, Hawai'i, Boston College), missed two others by one rebound
- Has scored in double digits in Tech's last seven games, averaging 15.6 points, 10.7 rebounds, and has hit on 68.7 percent of his field goals (46-of-67)
- Named ACC Rookie of the Week three times this season, most recently after making the all-tournament team at the Diamond Head Classic (18.0 ppg, 9.3 rpg, 23-26 FG, 8-9 FT) ... That included a 22-point, 12-rebound game in the semifinals vs. Hawaii ... Scored 20 with eight boards against Nevada
- Had breakout game Dec. 2 vs. No. 7 Duke with 21 points (9-11 FG), 5 rebounds, 4 blocked shots, 2 assists ... Named ACC Rookie of the Week after that effort
- Notched first career double-double Dec. 16 against Penn State with 12 points and 19 rebounds ... Tied for most rebounds by a Tech freshman ... Again named ACC Rookie of the Week for that performance
- Debuted at Cincinnati and scored eight points with eight rebounds and three blocked shots in 24 minutes
- Versatile, skilled and athletic forward who was rated a four-star prospect by On3, three-star by Rivals and 247Sports ... Ranked as high as No. 120 by Rivals and No. 23 among power forwards
- Chose the Yellow Jackets over Michigan and Nebraska after originally committing to Rutgers in January
- Has a 7-foot, 2-inch wingspan ... Grew up in a soccer family, but an older sister persuaded him to try basketball at age 14
- Played the 2022-23 season at Putnam (Conn.) Science Academy, helping lead the team to its fourth national prep school championship in five years (38-3 record in 2022-23)
- Averaged 8.3 points and 4.8 rebounds with three double-doubles, and shot 59.2 percent from inside the three-point arc
- Played for Senegal's U19 team in the U19 World Cup in 2021 ... Averaged 7.6 points, 6.0 rebounds, 1.9 assists, 1.3 steals and 0.9 blocks over seven games

## 35 • Emmer Nichols • F • 6-6 • 215 • r-Fr.

- Non-scholarship player who joined the Tech program for the fall, 2022 semester ... Redshirted the 2022-23 season
- Played in two games ... Saw the first action of his career Nov. 22 at Cincinnati (two minutes, one rebound)
- Versatile player and left-handed shooter who is skilled in all facets of the game
- No. 42-ranked player in the state of California according to Max Preps
- Played four years at Sacred Heart Preparatory School, serving two years as team captain
- Helped Sacred Heart to a pair of league championships, including a Central Coast Section title in 2021
- As a senior, led SHP to a 25-5 record overall as a senior and 14-0 mark in its league
- Earned second-team Central Coast Section WBAL all-league, first-team all-league in 2020 and 2022 (MVP and defensive player of the year in 2022)

## BIO UPDATES (see game-by-game stats and career highs in stat pack)

### 14 • Kowacie Reeves, Jr. • F • 6-7 • 202 • Jr.

- First name pronounced "ko-WAY-see" ... Answers to "WAY-see"
- One of two Tech players to start every game this season (Miles Kelly is the other) and ranks 15th in the ACC in minutes
- No. 3 on Tech's scoring chart at 12.3 points per game, hitting double digits in nine of 15 games
- Has connected on 44.4 percent of his shots from the floor, leads the team in three-point rate (39.7 pct.) and is No. 2 in free throw percentage (82.5 pct.)
- No. 3 on the team blocked shots (12) and steals (10)
- Averaging 14.5 points in ACC games, while connecting on 48.8 percent from the floor and 52.2 percent on threes
- Averaged 8.3 points and 4.3 rebounds in three games to help Tech reach the championship game of the Diamond Head Classic
- Notched first career double-double against Alabama A&M with 20 points and 10 rebounds ... Was his third career 20-point game
- Tallied 14 points (5-7 FG, 4-5 3pt FG) with four rebounds in his ACC debut vs. Duke ... Scored 15 with five boards vs. Penn State ... Had 18 points with six boards at Florida State
- Former four- and five-star-rated recruit from Georgia who played two seasons at Florida before transferring to Georgia Tech
- Enrolled for the summer, 2023 term and has two seasons of eligibility remaining
- Helped lead Florida to appearances in the National Invitation Tournament both of his seasons in Gainesville
- Averaged 7.1 points and 2.1 rebounds in 60 appearances with 17 starts as a Gator, averaging 17.5 minutes per game across two seasons
- Rivals five-star recruit and ESPN and 247 four-star prospect in 2021, rated in the top 30 overall and the No. 6 shooting guard by both Rivals and 247

### 23 • Ibrahima Sacko • G/F • 6-6 • 225 • Fr.

- Name pronounced "EE-bruh-HEE-muh SOCK-oh"
- Excellent rebounder and defender with high level athleticism who has played in 11 games, averaging 10.4 minutes
- Has scored points in eight of his 11 games, with a season-high of four vs. Alabama A&M
- Grabbed season-high eight rebounds vs. UMass Lowell, averaging 3.0 per game
- One of the top players out of Canada in the class of 2023 ... Rated a top-3 player in the country by Canadian recruiting analyst Josh Millican
- Athletic and physical player who is known for his defensive capabilities and also adept at putting the ball on the floor
- Has a wingspan of 6 feet, 9 inches and a standing reach of 8 feet, 7 inches
- Native of Guinea who came to Canada in 2022 to prep at J. Addison School in Markham, Ontario ... Earned OSBA first-team all-star and defensive player of the year honors after leading the Jaguars to the OSBA semifinals
- Averaged 29 points, 11 rebounds, 4 assists, 2 blocks and 2 steals per game
- Led the Jaguars to the championship of the prestigious Beach Ball Classic in Myrtle Beach, S.C., where he was named MVP after averaging 16.5 points, 5 assists, 5 rebounds and 1.5 steals per game
- Was invited to compete in the spring at the Nike Hoops Summit in Portland to compete for the World team against some of the best players in the 2023 class, but did not compete due to injury

### 33 • Marcos San Miguel • G • 6-4 • 190 • Fr.

- First-year non-scholarship student-athlete from Campbell High School in Smyrna
- Four-year varsity letterwinner in basketball at Campbell High School, serving as team captain three years ... Helped the Spartans to a 17-12 overall record as a senior
- Graduated from Campbell with a 4.77 weighted GPA ... Also served in IB Leadership Core Team, Human Rights Club (Vice President), Interact Service Club, Chess Club, Academic Quiz Bowl, National Honor Society, Spanish Honor Society, Campbell Fellowship
- Gold Scholar at Georgia Tech enrolled in computer science with a minor in Spanish
- Officiates youth basketball in his spare time for East Marietta Basketball, Inc. ... Founded and leads organization called Take a Charge National Fundraising Campaign, in which he seeks donations for each charge he takes in basketball games, originating to raise funds for a friend who suffered a traumatic brain injury playing football, with additional funds directed toward people in need

### 30 • Ibrahim Souare • F • 6-9 • 214 • Fr.

- Name pronounced "EE-bruh-HEEM SWAR-ay (rhymes with soiree)"
- Power forward prospect from Guinea who was recruited out of Canyon International Academy in Glendale, Ariz.
- Enrolled for fall semester and eligible to play in 2023-24 ... Has not seen action this season
- Measured 7-2 wingspan, 30-inch vertical leap ... Listed at 6-foot-7 for the FIBA 2022 U18 Championship, grown two inches since then
- Chose Tech over Oregon, Niagara and Oakland

- Averaged 11.7 points, 7.7 rebounds and 1.7 assists for Guinea in the 2022 FIBA U18 African Championship in Madagascar ... Averaged 29.3 minutes over six games

### 1 • Kyle Sturdivant • G • 6-3 • 195 • Sr.

- Last name pronounced "STIR-de-vunt"
- Playing his fourth season at Tech after transferring from Southern California ... Has been Tech's No. 2 point guard for most of that time, but has started 49 games
- Has played in 127 games in his career, most among the Yellow Jackets, 106 of them in a Tech uniform
- Key off the bench so far as Tech's No. 2 point guard, averaging 7.5 points with five double-digit games
- Has averaged 3.3 assists while compiling a 2.08-1 assist/turnover ratio ... Has five games of five or more assists
- Averaging 18.8 minutes and connected on 42.2 percent from the floor overall, 9-of-29 on threes
- Averaging 5.5 points and 4.8 assists in ACC games
- Just missed a triple-double against Boston College (11 points, career-high 10 rebounds, nine assists)
- Averaged 10.3 points and 2.0 assists in the Diamond Head Classic, scoring a career-high 21 points in Tech's quarterfinal win over UMass ... Made 6-of-10 from the floor, 8-of-8 from the foul line
- Keyed Tech's win over No. 21 Mississippi State with 12 points (4-7 FG) in 26 minutes
- Started 21 games total last season, 14 ACC games including tournament, and averaged 25.4 minutes in conference games
- Averaged 8.6 points per game in 2022-23 (fifth on the team) ... No. 2 on the team in assist average (3.3 per game) and 8th in the ACC in assist/turnover ratio (2.09-1) ... Shot 39.3 percent from the floor and 32.1 percent from distance
- In ACC games, averaged 9.0 points and 3.3 assists per game, hitting 39.3 percent from the floor and 30.3 percent on threes
- Started Tech's last 12 games and played the best basketball of his career over that stretch ... Averaged 12.6 points and reached double digits in nine games ... Connected on 35.1 percent (20-of-57) from three-point range, and compiled a 53-to-19 assist/turnover ratio ... Averaged nearly 33 minutes per game over that stretch
- In the ACC Tournament, averaged 12.5 points and dealt 15 assists against three turnovers
- Scored a career-high 20 points in Tech's win at Syracuse, hitting 7-of-9 from the floor (2-of-3 3pt FG), with three assists and three steals
- Started 28 games in 2021-22, including the last 20 ... Averaged 25.2 minutes, 7.6 points (third on Tech's team) and 2.3 assists for the season ... Team-best 73/38 assist/turnover ratio
- Played in every game off the bench his first year at Tech in 2020-21, averaging 3.5 points while posting a solid 27/17 assist/turnover ratio

### 0 • Lance Terry • G • 6-3 • 198 • Sr.

- Atlanta-area high school product who played three seasons at Gardner-Webb University, then transferred to Georgia Tech and enrolled for the summer term
- Is recovered from a pre-season injury that forced him to miss the first eight games, but has elected to red-shirt and return to action in 2023-24 ... Cleared to practice just before Tech's trip to Hawaii
- Has the most career points (892) of any player on the Tech roster
- No. 2 on the team in scoring at 10.1 points per game in 2022-23 while hitting 42.1 percent of his shots from the floor, 38.8 from three-point range (top percentage on the team) and 81.4 percent from the foul line
- Averaged 11.4 points in ACC games (No. 2 on the team), connecting on 41.3 percent from the floor, a team-high 42.1 from three-point distance and 79.4 percent from the free throw stripe
- Was a key figure both as a starter and a reserve offensively, and his best offensive games occurred in Tech's seven ACC wins (tournament win included) ... Scored a season-high 24 points in the Jackets' Jan. 4 win over No. 12 Miami, 19 in their Feb. 8 win over Notre Dame, 14 vs. Virginia Tech on Feb. 15, 17 vs. Louisville on Feb. 25, 24 at Syracuse on Feb. 28 and 17 at Boston College
- In those seven wins, averaged 17.7 points, connected on 47.3 percent of his field goals, and 52.1 percent of his threes, playing the full 40 minutes in all but the Syracuse game, in which he was subbed out with 56 seconds left when the Jackets emptied the bench
- Missed four straight ACC games (Syracuse on Jan. 21 through Louisville on Feb. 1) with a hamstring injury ... After his return (Tech's last 11 games), averaged 13.3 points per game while hitting 43.4 percent from the floor (53-of-122) and 43.3 percent from behind the arc (26-of-60) ... Scored the game-winning basket on the tip-in at the final horn against Notre Dame
- Scored 41 points in back-to-back games against Miami (season-high 24) and Florida State (17) in early January ... Hit 14-of-28 FG, 7-11 3-point FG and 6-of-8 FT, with 11 rebounds, in those two games
- Started 21 of the 29 games he played, including 15 ACC games (regular season plus tournament)
- Had the best turnover rate on the team (1.3 per 40 minutes)
- Thirteen double-figure scoring games altogether in 2022-23, eight in ACC games

# 2023-24 SEASON STATISTICS AND RESULTS

## Game Records

Record	Overall	Home	Away	Neutral
ALL GAMES	8-7	5-3	1-3	2-1
CONFERENCE	1-3	1-2	0-1	0-0
NON-CONFERENCE	7-4	4-1	1-2	2-1

## Score by Periods

Team	1st	2nd	OT	TOT
Georgia Tech	507	567	12	1086
Opponents	483	604	18	1105

## Team Box Score

No.	Player	Total			3-Point			F-Throw		Rebounds				PF DQ A TO BLK STL PTS AVG								
		GP-GS	MIN	AVG	FG-FGA	FG%	3FG-3FGA	3FG%	FT-FTA	FT%	OFF	DEF	TOT	AVG	PF	DQ	A	TO	BLK	STL	PTS	AVG
13	KELLY, Miles	15-15	491:39	32.8	77-219	.352	30-108	.278	50-73	.685	23	65	88	5.9	31	0	30	29	4	11	234	15.6
11	NDONGO, Baye	12-12	338:07	28.2	64-108	.593	3-8	.375	20-35	.571	35	75	110	9.2	35	2	13	30	16	12	151	12.6
14	REEVES, Kowacie	15-15	479:53	32.0	63-142	.444	25-63	.397	33-40	.825	17	52	69	4.6	21	0	13	20	12	10	184	12.3
3	COLEMAN, Dallan "Deebo"	15-0	361:51	24.1	39-96	.406	21-62	.339	15-23	.652	16	26	42	2.8	28	0	13	6	5	9	114	7.6
1	STURDIVANT, Kyle	15-0	281:23	18.8	38-90	.422	9-29	.310	27-32	.844	4	31	35	2.3	22	0	50	24	0	8	112	7.5
2	GEORGE, Naithan	12-11	318:11	26.5	33-86	.384	7-37	.189	15-26	.577	5	21	26	2.2	18	0	55	23	1	6	88	7.3
12	CLAUDE, Tyzhaun	15-4	224:47	15.0	29-59	.492	1-7	.143	17-31	.548	30	43	73	4.9	31	1	13	12	4	5	76	5.1
24	ABRAM, Amaree	6-4	84:08	14.0	9-34	.265	4-17	.235	6-9	.667	2	14	16	2.7	8	0	9	8	1	1	28	4.7
5	GAPARE, Tafara	12-5	190:60	15.9	21-57	.368	4-20	.200	10-17	.588	9	19	28	2.3	19	0	4	8	13	5	56	4.7
23	SACKO, Ibrahima	11-1	122:18	11.1	8-18	.444	2-8	.250	1-7	.143	12	18	30	2.7	19	0	2	9	2	7	19	1.7
10	DOWUONA, Ebenezer	12-8	125:00	10.4	9-17	.529	0-0	.000	0-2	.000	13	7	20	1.7	15	0	2	6	4	1	18	1.5
4	MURPHY, Carter	5-0	25:43	5.1	2-5	.400	2-5	.400	0-0	.000	0	5	5	1.0	4	0	0	0	2	0	6	1.2
35	NICHOLS, Emmer	2-0	04:05	2.0	0-0	.000	0-0	.000	0-0	.000	1	3	4	2.0	0	0	0	0	0	0	0	0.0
33	SAN MIGUEL, Marcos	1-0	01:55	1.9	0-2	.000	0-1	.000	0-0	.000	1	0	1	1.0	0	0	0	1	0	0	0	0.0
Team											33	25	58				13					
<b>Total</b>		<b>15</b>	<b>3050</b>		<b>392-933</b>	<b>.420</b>	<b>108-365</b>	<b>.296</b>	<b>194-295</b>	<b>.658</b>	<b>201</b>	<b>404</b>	<b>605</b>	<b>40.3</b>	<b>251</b>	<b>3</b>	<b>204</b>	<b>189</b>	<b>64</b>	<b>75</b>	<b>1086</b>	<b>72.4</b>
<b>Opponents</b>		<b>15</b>	<b>3050</b>		<b>391-932</b>	<b>.420</b>	<b>113-368</b>	<b>.307</b>	<b>210-298</b>	<b>.705</b>	<b>163</b>	<b>374</b>	<b>537</b>	<b>35.8</b>	<b>267</b>	<b>3</b>	<b>172</b>	<b>150</b>	<b>52</b>	<b>109</b>	<b>1105</b>	<b>73.7</b>

## Team Statistics

	GATECH	OPP
<b>Scoring</b>	<b>1086</b>	<b>1105</b>
Points per game	72.4	73.7
Scoring margin	-1.3	-
<b>Field goals-att</b>	<b>392-933</b>	<b>391-932</b>
Field goal pct	.420	.420
<b>3 point fg-att</b>	<b>108-365</b>	<b>113-368</b>
3-point FG pct	.296	.307
3-pt FG made per game	7.2	7.5
<b>Free throws-att</b>	<b>194-295</b>	<b>210-298</b>
Free throw pct	.658	.705
F-Throws made per game	12.9	14.0
<b>Rebounds</b>	<b>605</b>	<b>537</b>
Rebounds per game	40.3	35.8
Rebounding margin	+4.5	-
<b>Assists</b>	<b>204</b>	<b>172</b>
Assists per game	13.6	11.5
<b>Turnovers</b>	<b>189</b>	<b>150</b>
Turnovers per game	12.6	10.0
Turnover margin	-2.6	-
Assist/turnover ratio	1.1	1.1
<b>Steals</b>	<b>75</b>	<b>109</b>
Steals per game	5.0	7.3
<b>Blocks</b>	<b>64</b>	<b>52</b>
Blocks per game	4.3	3.5
<b>Winning streak</b>	<b>0</b>	<b>-</b>
Home win streak	0	-
<b>Attendance</b>	<b>35365</b>	<b>29940</b>
Home games-Avg/Game	8-4421	4-7485
Neutral site-Avg/Game	-	3-3432

## Team Results

Date	Opponent		Score	Att.
11/06/2023	Ga. Southern	W	84-62	3414
11/09/2023	Howard	W	88-85	3802
11/14/2023	UMass Lowell	L	71-74	3778
11/22/2023	at Cincinnati	L	54-89	11756
11/28/2023	Mississippi St.	W	67-59	3913
12/02/2023	Duke	W	72-68	7758
12/05/2023	at Georgia	L	62-76	9017
12/09/2023	Alabama A&M	W	70-49	3919
12/16/2023	vs Penn St.	Wot	82-81	0
12/21/2023	vs Massachusetts	W	73-70	5290
12/22/2023	at Hawaii	W	73-68	4919
12/24/2023	vs Nevada	L	64-72	5005
01/03/2024	at Florida St.	L	71-82	4248
01/06/2024	Boston College	L	87-95	5052
01/09/2024	Notre Dame	Lot	68-75	3729



# 2023-24 SEASON STATISTICS AND RESULTS - ACC ONLY

## Game Records

Record	Overall	Home	Away	Neutral
ALL GAMES	1-3	1-2	0-1	0-0
CONFERENCE	1-3	1-2	0-1	0-0
NON-CONFERENCE	0-0	0-0	0-0	0-0

## Score by Periods

Team	1st	2nd	OT	TOT
Georgia Tech	134	162	2	298
Opponents	132	179	9	320

## Team Box Score

No.	Player				Total		3-Point		F-Throw		Rebounds											
		GP-GS	MIN	AVG	FG-FGA	FG%	3FG-3FGA	3FG%	FT-FTA	FT%	OFF	DEF	TOT	AVG	PF	DQ	A	TO	BLK	STL	PTS	AVG
13	KELLY, Miles	4-4	141:46	35.4	26-59	.441	14-35	.400	7-10	.700	4	19	23	5.8	10	0	6	9	2	1	73	18.3
11	NDONGO, Baye	4-4	133:07	33.3	27-45	.600	3-6	.500	8-18	.444	7	26	33	8.3	12	1	5	9	5	4	65	16.3
14	REEVES, Kowacie	4-4	138:11	34.5	21-43	.488	12-23	.522	4-6	.667	4	12	16	4.0	8	0	4	4	2	4	58	14.5
3	COLEMAN, Dallan "Deebo"	4-0	101:06	25.3	10-24	.417	3-13	.231	4-5	.800	4	5	9	2.3	6	0	3	0	2	4	27	6.8
1	STURDIVANT, Kyle	4-0	80:57	20.2	5-17	.294	2-10	.200	10-12	.833	1	11	12	3.0	5	0	19	5	0	1	22	5.5
2	GEORGE, Naithan	4-4	101:15	25.3	9-28	.321	1-14	.071	3-7	.429	1	6	7	1.8	5	0	27	8	0	3	22	5.5
5	GAPARE, Tafara	3-0	36:32	12.2	3-9	.333	0-4	.000	4-6	.667	0	2	2	0.7	0	0	1	1	0	1	10	3.3
12	CLAUDE, Tyzhaun	4-0	40:27	10.1	6-10	.600	0-1	.000	1-1	1.000	2	9	11	2.8	6	0	1	1	1	0	13	3.3
10	DOWUONA, Ebenezer	3-3	39:45	13.3	3-6	.500	0-0	.000	0-0	.000	4	3	7	2.3	5	0	0	1	1	0	6	2.0
23	SACKO, Ibrahima	2-1	10:01	5.0	1-2	.500	0-1	.000	0-0	.000	0	0	0	0.0	4	0	0	1	1	0	2	1.0
4	MURPHY, Carter	1-0	01:54	1.9	0-0	.000	0-0	.000	0-0	.000	0	0	0	0.0	0	0	0	0	0	0	0	0.0
Team											9	4	13				4					
<b>Total</b>		<b>4</b>	<b>825</b>		<b>111-243</b>	<b>.457</b>	<b>35-107</b>	<b>.327</b>	<b>41-65</b>	<b>.631</b>	<b>36</b>	<b>97</b>	<b>133</b>	<b>33.3</b>	<b>61</b>	<b>1</b>	<b>66</b>	<b>43</b>	<b>14</b>	<b>18</b>	<b>298</b>	<b>74.5</b>
<b>Opponents</b>		<b>4</b>	<b>825</b>		<b>116-246</b>	<b>.472</b>	<b>31-80</b>	<b>.388</b>	<b>57-76</b>	<b>.750</b>	<b>40</b>	<b>103</b>	<b>143</b>	<b>35.8</b>	<b>66</b>	<b>0</b>	<b>56</b>	<b>40</b>	<b>11</b>	<b>24</b>	<b>320</b>	<b>80.0</b>

## Team Statistics

	GATECH	OPP
<b>Scoring</b>	<b>298</b>	<b>320</b>
Points per game	74.5	80.0
Scoring margin	-5.5	-
<b>Field goals-att</b>	<b>111-243</b>	<b>116-246</b>
Field goal pct	.457	.472
<b>3 point fg-att</b>	<b>35-107</b>	<b>31-80</b>
3-point FG pct	.327	.388
3-pt FG made per game	8.8	7.8
<b>Free throws-att</b>	<b>41-65</b>	<b>57-76</b>
Free throw pct	.631	.750
F-Throws made per game	10.3	14.3
<b>Rebounds</b>	<b>133</b>	<b>143</b>
Rebounds per game	33.3	35.8
Rebounding margin	-2.5	-
<b>Assists</b>	<b>66</b>	<b>56</b>
Assists per game	16.5	14.0
<b>Turnovers</b>	<b>43</b>	<b>40</b>
Turnovers per game	10.8	10.0
Turnover margin	-0.8	-
Assist/turnover ratio	1.5	1.4
<b>Steals</b>	<b>18</b>	<b>24</b>
Steals per game	4.5	6.0
<b>Blocks</b>	<b>14</b>	<b>11</b>
Blocks per game	3.5	2.8
<b>Winning streak</b>	<b>0</b>	<b>-</b>
Home win streak	0	-
<b>Attendance</b>	<b>16539</b>	<b>4248</b>
Home games-Avg/Game	3-5513	1-4248
Neutral site-Avg/Game	-	0-0

## Team Results

Date	Opponent		Score	Att.
12/02/2023	Duke	W	72-68	7758
01/03/2024	at Florida St.	L	71-82	4248
01/06/2024	Boston College	L	87-95	5052
01/09/2024	Notre Dame	Lot	68-75	3729

GAME NOTES



**2023-24 Georgia Tech Men's Basketball  
Points-rebounds-assists  
All games**

Opponent	Date	Score		1	2	3	4	5	10	11	12	13	14	23
				STURDIVANT	GEORGE,NAI	COLEMAN,DA	MURPHY,CAR	GAPARE,TAF	DOWUONA,EB	NDONGO,BAY	CLAUDE,TYZ	KELLY,MILE	REEVES,KOW	SACKO,IBRA
Ga. Southern	11/06/2023	84-62	W	8-4-6	DNP	17-0-0	DNP	2-1-0	2-4-0	DNP	10-10-3	25-5-3	15-3-3	0-4-0
Howard	11/09/2023	88-85	W	11-2-2	DNP	7-4-0	0-0-0	0-2-0	2-1-0	DNP	19-6-3	27-6-2	15-7-2	1-3-0
UMass Lowell	11/14/2023	71-74	L	12-0-5	DNP	24-5-1	DNP	0-3-1	2-1-0	DNP	9-9-1	11-8-1	4-3-0	2-8-1
at Cincinnati	11/22/2023	54-89	L	2-1-4	8-1-0	0-1-0	3-4-0	DNP	0-0-1	8-8-0	2-2-0	12-2-1	14-3-1	3-3-0
Mississippi St.	11/28/2023	67-59	W	12-3-0	11-4-1	6-4-2	3-1-0	DNP	2-2-0	2-6-3	1-1-0	22-12-1	6-6-1	2-3-0
Duke	12/02/2023	72-68	W	6-0-4	2-1-9	5-3-1	0-0-0	DNP	2-3-0	21-5-2	4-8-1	16-7-2	14-4-0	2-0-0
at Georgia	12/05/2023	62-76	L	3-0-3	5-5-1	8-4-2	0-0-0	7-2-0	0-1-0	8-11-3	5-4-1	12-7-4	12-3-0	2-3-1
Alabama A&M	12/09/2023	70-49	W	3-4-2	2-3-8	0-1-1	DNP	8-3-1	2-1-0	2-5-0	10-9-2	11-4-0	20-10-1	4-3-0
vs Penn St.	12/16/2023	82-81	Wot	8-2-3	8-1-8	5-5-3	DNP	20-6-0	2-3-1	12-19-1	2-2-1	10-5-6	15-5-0	DNP
vs Massachusetts	12/21/2023	73-70	W	21-3-0	9-2-5	12-2-0	DNP	0-0-1	0-0-0	12-8-0	0-9-0	7-6-0	9-4-1	3-3-0
at Hawaii	12/22/2023	73-68	W	5-3-5	14-2-3	0-4-0	DNP	9-7-0	DNP	22-12-0	2-5-0	14-5-3	7-5-0	DNP
vs Nevada	12/24/2023	64-72	L	5-1-1	9-1-2	8-3-1	DNP	0-2-0	DNP	20-8-1	3-5-1	10-5-3	9-4-0	0-0-0
at Florida St.	01/03/2024	71-82	L	5-1-5	7-4-3	7-2-0	DNP	2-0-1	DNP	10-9-0	2-0-0	20-6-0	18-6-2	0-0-0
Boston College	01/06/2024	87-95	L	11-10-9	4-0-4	10-1-1	DNP	8-1-0	2-2-0	18-10-1	5-1-0	12-3-1	17-2-0	DNP
Notre Dame	01/09/2024	68-75	Lot	0-1-1	9-2-11	5-3-1	DNP	0-1-0	2-2-0	16-9-2	2-2-0	25-7-3	9-4-2	DNP

Opponent	Date	Score		24	33	35
				ABRAM,AMAR	SAN MIGUEL	NICHOLS,EM
Ga. Southern	11/06/2023	84-62	W	5-2-2	DNP	DNP
Howard	11/09/2023	88-85	W	6-4-3	DNP	DNP
UMass Lowell	11/14/2023	71-74	L	7-2-1	DNP	DNP
at Cincinnati	11/22/2023	54-89	L	2-4-1	DNP	0-1-0
Mississippi St.	11/28/2023	67-59	W	DNP	DNP	DNP
Duke	12/02/2023	72-68	W	DNP	DNP	DNP
at Georgia	12/05/2023	62-76	L	DNP	DNP	DNP
Alabama A&M	12/09/2023	70-49	W	8-4-0	0-1-0	0-3-0
vs Penn St.	12/16/2023	82-81	Wot	0-0-2	DNP	DNP
vs Massachusetts	12/21/2023	73-70	W	DNP	DNP	DNP
at Hawaii	12/22/2023	73-68	W	DNP	DNP	DNP
vs Nevada	12/24/2023	64-72	L	DNP	DNP	DNP
at Florida St.	01/03/2024	71-82	L	DNP	DNP	DNP
Boston College	01/06/2024	87-95	L	DNP	DNP	DNP
Notre Dame	01/09/2024	68-75	Lot	DNP	DNP	DNP



**2023-24 Georgia Tech Men's Basketball  
Team Game-by-Game  
All games**

Opponent	Date	Score	W	Total		3-Pointers		Free throws		Rebounds											
				FG-FGA	PCT	3FG-3FGA	PCT	FT-FTA	PCT	OFF	DEF	TOT	AVG	PF	A	TO	BLK	STL	PTS	AVG	
Ga. Southern	11/06/2023	84-62	W	27-60	.450	13-29	.448	17-27	.630	15	22	37	37.0	16	17	13	4	10	84	84.0	
Howard	11/09/2023	88-85	W	34-77	.442	4-18	.222	16-27	.593	22	21	43	40.0	19	12	7	3	6	88	86.0	
UMass Lowell	11/14/2023	71-74	L	26-70	.371	6-30	.200	13-23	.565	18	26	44	41.3	22	11	11	6	5	71	81.0	
at Cincinnati	11/22/2023	54-89	L	17-49	.347	5-17	.294	15-19	.789	7	25	32	39.0	16	8	19	10	4	54	74.3	
Mississippi St.	11/28/2023	67-59	W	21-61	.344	8-27	.296	17-23	.739	12	33	45	40.2	20	8	12	5	7	67	72.8	
Duke	12/02/2023	72-68	W	27-53	.509	7-23	.304	11-13	.846	6	27	33	39.0	12	19	12	8	1	72	72.7	
at Georgia	12/05/2023	62-76	L	24-75	.320	8-27	.296	6-13	.462	17	26	43	39.6	18	15	8	5	7	62	71.1	
Alabama A&M	12/09/2023	70-49	W	24-56	.429	8-28	.286	14-22	.636	19	36	55	41.5	14	15	20	2	3	70	71.0	
vs Penn St.	12/16/2023	82-81	Wot	32-71	.451	5-22	.227	13-19	.684	20	34	54	42.9	16	25	17	5	3	82	72.2	
vs Massachusetts	12/21/2023	73-70	W	25-51	.490	5-17	.294	18-21	.857	10	32	42	42.8	16	7	21	5	6	73	72.3	
at Hawaii	12/22/2023	73-68	W	29-63	.460	5-17	.294	10-15	.667	15	31	46	43.1	17	11	9	4	2	73	72.4	
vs Nevada	12/24/2023	64-72	L	22-57	.386	6-26	.231	14-21	.667	10	21	31	42.1	16	9	9	1	4	64	71.7	
at Florida St.	01/03/2024	71-82	L	25-59	.424	7-26	.269	14-26	.538	9	22	31	41.2	18	11	10	2	4	71	71.6	
Boston College	01/06/2024	87-95	L	32-59	.542	10-23	.435	13-19	.684	11	25	36	40.9	15	16	11	2	3	87	72.7	
Notre Dame	01/09/2024	68-75	Lot	27-72	.375	11-35	.314	3-7	.429	10	23	33	40.3	16	20	10	2	10	68	72.4	
<b>Total</b>		<b>1086</b>		<b>392-933</b>	<b>.420</b>	<b>108-365</b>	<b>.296</b>	<b>194-295</b>	<b>.658</b>	<b>201</b>	<b>404</b>	<b>605</b>	<b>40.3</b>	<b>251</b>	<b>204</b>	<b>189</b>	<b>64</b>	<b>75</b>	<b>1086</b>	<b>72.4</b>	
Opponents		1105		391-932	.420	113-368	.307	210-298	.705	163	374	537	35.8	267	172	150	52	109	1105	73.7	

**Georgia Tech Averages**

Games Played	Points/game	FG Pct	3FG Pct	FT Pct	Rebounds/game	Assists/game	Turnovers/game	Assist/Turnover ratio	Steals/game	Blocks/game
15	72.4	42.0	29.6	65.8	40.3	13.6	12.6	1.1	5.0	4.3





**2023-24 Georgia Tech Men's Basketball  
Opponents Game-by-Game  
All games**

Opponent	Date	Score		Total		3-Pointers		Free throws		Rebounds										
				FG-FGA	PCT	3FG-3FGA	PCT	FT-FTA	PCT	OFF	DEF	TOT	AVG	PF	A	TO	BLK	STL	PTS	AVG
Ga. Southern	11/06/2023	84-62	W	23-57	.404	6-22	.273	10-13	.769	11	22	33	33.0	23	6	18	2	5	62	62.0
Howard	11/09/2023	88-85	W	30-60	.500	6-21	.286	19-28	.679	11	26	37	35.0	19	11	14	6	5	85	73.5
UMass Lowell	11/14/2023	71-74	L	28-67	.418	2-15	.133	16-19	.842	13	29	42	37.3	19	12	10	6	7	74	73.7
at Cincinnati	11/22/2023	54-89	L	29-62	.468	14-35	.400	17-24	.708	8	26	34	36.5	15	17	6	4	7	89	77.5
Mississippi St.	11/28/2023	67-59	W	20-65	.308	7-30	.233	12-16	.750	14	29	43	37.8	19	5	13	2	8	59	73.8
Duke	12/02/2023	72-68	W	26-62	.419	4-16	.250	12-20	.600	13	20	33	37.0	15	12	6	6	8	68	72.8
at Georgia	12/05/2023	62-76	L	26-65	.400	10-33	.303	14-21	.667	13	37	50	38.9	14	14	9	4	4	76	73.3
Alabama A&M	12/09/2023	70-49	W	16-58	.276	2-20	.100	15-20	.750	9	19	28	37.5	20	4	7	4	12	49	70.3
vs Penn St.	12/16/2023	82-81	Wot	29-74	.392	12-33	.364	11-17	.647	14	18	32	36.9	18	15	6	3	13	81	71.4
vs Massachusetts	12/21/2023	73-70	W	26-67	.388	10-31	.323	8-19	.421	15	18	33	36.5	20	11	11	3	16	70	71.3
at Hawaii	12/22/2023	73-68	W	22-58	.379	6-26	.231	18-25	.720	7	21	28	35.7	16	12	4	2	4	68	71.0
vs Nevada	12/24/2023	64-72	L	26-53	.491	7-22	.318	13-20	.650	8	26	34	35.6	18	9	12	5	4	72	71.1
at Florida St.	01/03/2024	71-82	L	31-60	.517	7-17	.412	13-17	.765	9	29	38	35.8	21	12	13	1	7	82	71.9
Boston College	01/06/2024	87-95	L	35-63	.556	12-23	.522	13-18	.722	5	19	24	34.9	18	21	5	3	4	95	73.6
Notre Dame	01/09/2024	68-75	Lot	24-61	.393	8-24	.333	19-21	.905	13	35	48	35.8	12	11	16	1	5	75	73.7
<b>Total</b>		<b>1105</b>		<b>391-932</b>	<b>.420</b>	<b>113-368</b>	<b>.307</b>	<b>210-298</b>	<b>.705</b>	<b>163</b>	<b>374</b>	<b>537</b>	<b>35.8</b>	<b>267</b>	<b>172</b>	<b>150</b>	<b>52</b>	<b>109</b>	<b>1105</b>	<b>73.7</b>
Georgia Tech		1086		392-933	.420	108-365	.296	194-295	.658	201	404	605	40.3	251	204	189	64	75	1086	72.4

**Opponents Averages**

Games Played	Points/game	FG Pct	3FG Pct	FT Pct	Rebounds/game	Assists/game	Turnovers/game	Assist/Turnover ratio	Steals/game	Blocks/game
15	73.7	42.0	30.7	70.5	35.8	11.5	10.0	1.1	7.3	3.5



**2023-24 Georgia Tech Men's Basketball  
Individual Game-by-Game  
All games**

**#1 STURDIVANT, Kyle**

Opponent	Date	GS	MIN	Total		3-Pointers		Free throws		Rebounds				PF	A	TO	BLK	STL	PTS	AVG
				FG-FGA	PCT	3FG-3FGA	PCT	FT-FTA	PCT	OFF	DEF	TOT	AVG							
Ga. Southern	11/06/2023		27:43	3-5	.600	2-3	.667	0-0	.000	0	4	4	4.0	2	6	1	0	1	8	8.0
Howard	11/09/2023		22:08	5-12	.417	0-1	.000	1-1	1.000	1	1	2	3.0	3	2	0	0	0	11	9.5
UMass Lowell	11/14/2023		26:12	6-13	.462	0-4	.000	0-1	.000	0	0	0	2.0	3	5	3	0	0	12	10.3
at Cincinnati	11/22/2023		11:41	0-3	.000	0-0	.000	2-2	1.000	0	1	1	1.8	1	4	0	0	0	2	8.3
Mississippi St.	11/28/2023		12:08	4-7	.571	1-2	.500	3-4	.750	1	2	3	2.0	3	0	3	0	2	12	9.0
Duke	12/02/2023		13:44	1-4	.250	0-2	.000	4-4	1.000	0	0	0	1.7	0	4	2	0	0	6	8.5
at Georgia	12/05/2023		13:24	1-4	.250	1-1	1.000	0-0	.000	0	0	0	1.4	2	3	0	0	1	3	7.7
Alabama A&M	12/09/2023		14:45	0-1	.000	0-1	.000	3-4	.750	0	4	4	1.8	2	2	2	0	0	3	7.1
vs Penn St.	12/16/2023		14:09	4-6	.667	0-0	.000	0-0	.000	0	2	2	1.8	1	3	5	0	0	8	7.2
vs Massachusetts	12/21/2023		26:56	6-10	.600	1-3	.333	8-8	1.000	1	2	3	1.9	0	0	2	0	3	21	8.6
at Hawaii	12/22/2023		16:12	2-7	.286	1-1	1.000	0-0	.000	0	3	3	2.0	0	5	2	0	0	5	8.3
vs Nevada	12/24/2023		15:09	2-5	.400	1-3	.333	0-0	.000	0	1	1	1.9	0	1	1	0	0	5	8.0
at Florida St.	01/03/2024		26:49	1-5	.200	0-2	.000	3-4	.750	0	1	1	1.8	2	5	0	0	0	5	7.8
Boston College	01/06/2024		23:33	3-5	.600	2-4	.500	3-4	.750	1	9	10	2.4	0	9	2	0	0	11	8.0
Notre Dame	01/09/2024		16:51	0-3	.000	0-2	.000	0-0	.000	0	1	1	2.3	3	1	1	0	1	0	7.5
<b>Totals</b>		<b>0</b>	<b>281:23</b>	<b>38-90</b>	<b>.422</b>	<b>9-29</b>	<b>.310</b>	<b>27-32</b>	<b>.844</b>	<b>4</b>	<b>31</b>	<b>35</b>	<b>2.3</b>	<b>22</b>	<b>50</b>	<b>24</b>	<b>0</b>	<b>8</b>	<b>112</b>	<b>7.5</b>

**Player Averages**

Games Played	Minutes/game	Points/game	FG Pct	3FG Pct	FT Pct	Rebounds/game	Assists/game	Turnovers/game	Assist/Turnover ratio	Steals/game	Blocks/game
15	18.8	7.5	42.2	31.0	84.4	2.3	3.3	1.6	2.1	0.5	0.0



**2023-24 Georgia Tech Men's Basketball  
Individual Game-by-Game  
All games**

**#2 GEORGE, Naithan**

Opponent	Date	GS	MIN	Total		3-Pointers		Free throws		Rebounds				PF	A	TO	BLK	STL	PTS	AVG
				FG-FGA	PCT	3FG-3FGA	PCT	FT-FTA	PCT	OFF	DEF	TOT	AVG							
at Cincinnati	11/22/2023		15:04	3-6	.500	2-3	.667	0-0	.000	0	1	1	1.0	1	0	3	0	0	8	8.0
Mississippi St.	11/28/2023	*	31:46	4-10	.400	0-3	.000	3-5	.600	1	3	4	2.5	2	1	3	1	0	11	9.5
Duke	12/02/2023	*	28:13	1-6	.167	0-4	.000	0-1	.000	0	1	1	2.0	2	9	3	0	0	2	7.0
at Georgia	12/05/2023	*	26:36	2-9	.222	1-5	.200	0-0	.000	0	5	5	2.8	3	1	0	0	0	5	6.5
Alabama A&M	12/09/2023	*	24:52	1-3	.333	0-2	.000	0-0	.000	2	1	3	2.8	1	8	2	0	1	2	5.6
vs Penn St.	12/16/2023	*	33:15	4-6	.667	0-0	.000	0-0	.000	0	1	1	2.5	1	8	3	0	0	8	6.0
vs Massachusetts	12/21/2023	*	20:59	3-3	1.000	1-1	1.000	2-2	1.000	0	2	2	2.4	3	5	3	0	0	9	6.4
at Hawaii	12/22/2023	*	31:40	4-12	.333	2-6	.333	4-6	.667	1	1	2	2.4	2	3	1	0	0	14	7.4
vs Nevada	12/24/2023	*	32:44	3-9	.333	0-3	.000	3-6	.500	0	1	1	2.2	0	2	0	0	2	9	7.6
at Florida St.	01/03/2024	*	25:42	2-8	.250	0-4	.000	3-5	.600	1	3	4	2.4	1	3	1	0	1	7	7.5
Boston College	01/06/2024	*	16:27	2-5	.400	0-1	.000	0-0	.000	0	0	0	2.2	1	4	1	0	0	4	7.2
Notre Dame	01/09/2024	*	30:52	4-9	.444	1-5	.200	0-1	.000	0	2	2	2.2	1	11	3	0	2	9	7.3
<b>Totals</b>		<b>11</b>	<b>318:11</b>	<b>33-86</b>	<b>.384</b>	<b>7-37</b>	<b>.189</b>	<b>15-26</b>	<b>.577</b>	<b>5</b>	<b>21</b>	<b>26</b>	<b>2.2</b>	<b>18</b>	<b>55</b>	<b>23</b>	<b>1</b>	<b>6</b>	<b>88</b>	<b>7.3</b>

**Player Averages**

Games Played	Minutes/ game	Points/ game	FG Pct	3FG Pct	FT Pct	Rebounds/ game	Assists/ game	Turnovers/ game	Assist/Turnover ratio	Steals/ game	Blocks/ game
12	26.5	7.3	38.4	18.9	57.7	2.2	4.6	1.9	2.4	0.5	0.1





**2023-24 Georgia Tech Men's Basketball  
Individual Game-by-Game  
All games**

**#3 COLEMAN, Dallan "Deebo"**

Opponent	Date	GS	MIN	Total		3-Pointers		Free throws		Rebounds				PF	A	TO	BLK	STL	PTS	AVG
				FG-FGA	PCT	3FG-3FGA	PCT	FT-FTA	PCT	OFF	DEF	TOT	AVG							
Ga. Southern	11/06/2023		25:49	5-7	.714	3-5	.600	4-7	.571	0	0	0	0.0	2	0	0	0	0	17	17.0
Howard	11/09/2023		28:16	3-5	.600	1-2	.500	0-1	.000	1	3	4	2.0	3	0	0	0	1	7	12.0
UMass Lowell	11/14/2023		31:32	7-12	.583	5-9	.556	5-7	.714	2	3	5	3.0	2	1	0	1	1	24	16.0
at Cincinnati	11/22/2023		13:17	0-2	.000	0-2	.000	0-0	.000	0	1	1	2.5	2	0	1	0	1	0	12.0
Mississippi St.	11/28/2023		28:10	2-7	.286	2-7	.286	0-0	.000	1	3	4	2.8	1	2	0	0	0	6	10.8
Duke	12/02/2023		20:57	2-4	.500	0-1	.000	1-1	1.000	0	3	3	2.8	1	1	0	1	0	5	9.8
at Georgia	12/05/2023		27:53	3-12	.250	2-6	.333	0-0	.000	2	2	4	3.0	2	2	0	0	1	8	9.6
Alabama A&M	12/09/2023		16:04	0-5	.000	0-4	.000	0-0	.000	1	0	1	2.8	1	1	1	1	0	0	8.4
vs Penn St.	12/16/2023		23:59	2-4	.500	1-3	.333	0-0	.000	3	2	5	3.0	3	3	0	1	0	5	8.0
vs Massachusetts	12/21/2023		24:49	4-8	.500	2-4	.500	2-2	1.000	1	1	2	2.9	1	0	3	0	1	12	8.4
at Hawaii	12/22/2023		15:05	0-4	.000	0-3	.000	0-1	.000	1	3	4	3.0	2	0	0	0	0	0	7.6
vs Nevada	12/24/2023		25:51	3-6	.500	2-4	.500	0-0	.000	0	3	3	3.0	3	1	1	0	0	8	7.7
at Florida St.	01/03/2024		18:04	3-5	.600	1-3	.333	0-0	.000	0	2	2	2.9	1	0	0	0	1	7	7.6
Boston College	01/06/2024		28:18	3-7	.429	1-4	.250	3-4	.750	1	0	1	2.8	2	1	0	0	1	10	7.8
Notre Dame	01/09/2024		33:47	2-8	.250	1-5	.200	0-0	.000	3	0	3	2.8	2	1	0	1	2	5	7.6
<b>Totals</b>		<b>0</b>	<b>361:51</b>	<b>39-96</b>	<b>.406</b>	<b>21-62</b>	<b>.339</b>	<b>15-23</b>	<b>.652</b>	<b>16</b>	<b>26</b>	<b>42</b>	<b>2.8</b>	<b>28</b>	<b>13</b>	<b>6</b>	<b>5</b>	<b>9</b>	<b>114</b>	<b>7.6</b>

**Player Averages**

Games Played	Minutes/game	Points/game	FG Pct	3FG Pct	FT Pct	Rebounds/game	Assists/game	Turnovers/game	Assist/Turnover ratio	Steals/game	Blocks/game
15	24.1	7.6	40.6	33.9	65.2	2.8	0.9	0.4	2.2	0.6	0.3



2023-24 Georgia Tech Men's Basketball  
Individual Game-by-Game  
All games

#4 MURPHY, Carter

Opponent	Date	GS	MIN	Total		3-Pointers		Free throws		Rebounds				PF	A	TO	BLK	STL	PTS	AVG
				FG-FGA	PCT	3FG-3FGA	PCT	FT-FTA	PCT	OFF	DEF	TOT	AVG							
Howard	11/09/2023		02:59	0-0	.000	0-0	.000	0-0	.000	0	0	0	0.0	0	0	0	0	0	0	0.0
at Cincinnati	11/22/2023		14:17	1-4	.250	1-4	.250	0-0	.000	0	4	4	2.0	3	0	0	2	0	3	1.5
Mississippi St.	11/28/2023		04:28	1-1	1.000	1-1	1.000	0-0	.000	0	1	1	1.7	1	0	0	0	0	3	2.0
Duke	12/02/2023		01:54	0-0	.000	0-0	.000	0-0	.000	0	0	0	1.3	0	0	0	0	0	0	1.5
at Georgia	12/05/2023		02:05	0-0	.000	0-0	.000	0-0	.000	0	0	0	1.0	0	0	0	0	0	0	1.2
<b>Totals</b>		<b>0</b>	<b>25:43</b>	<b>2-5</b>	<b>.400</b>	<b>2-5</b>	<b>.400</b>	<b>0-0</b>	<b>.000</b>	<b>0</b>	<b>5</b>	<b>5</b>	<b>1.0</b>	<b>4</b>	<b>0</b>	<b>0</b>	<b>2</b>	<b>0</b>	<b>6</b>	<b>1.2</b>

Player Averages

Games Played	Minutes/game	Points/game	FG Pct	3FG Pct	FT Pct	Rebounds/game	Assists/game	Turnovers/game	Assist/Turnover ratio	Steals/game	Blocks/game
5	5.1	1.2	40.0	40.0	0.0	1.0	0.0	0.0	0.0	0.0	0.4



**2023-24 Georgia Tech Men's Basketball  
Individual Game-by-Game  
All games**

**#5 GAPARE, Tafara**

Opponent	Date	GS	MIN	Total		3-Pointers		Free throws		Rebounds				PF	A	TO	BLK	STL	PTS	AVG
				FG-FGA	PCT	3FG-3FGA	PCT	FT-FTA	PCT	OFF	DEF	TOT	AVG							
Ga. Southern	11/06/2023	*	15:55	1-6	.167	0-1	.000	0-0	.000	1	0	1	1.0	2	0	1	3	1	2	2.0
Howard	11/09/2023	*	09:37	0-2	.000	0-2	.000	0-0	.000	0	2	2	1.5	3	0	1	0	1	0	1.0
UMass Lowell	11/14/2023	*	13:32	0-1	.000	0-1	.000	0-0	.000	1	2	3	2.0	3	1	2	1	0	0	0.7
at Georgia	12/05/2023		17:40	3-5	.600	0-1	.000	1-3	.333	1	1	2	2.0	3	0	0	2	0	7	2.3
Alabama A&M	12/09/2023		15:30	3-5	.600	1-1	1.000	1-2	.500	1	2	3	2.2	1	1	1	0	2	8	3.4
vs Penn St.	12/16/2023		28:36	7-16	.438	3-6	.500	3-4	.750	2	4	6	2.8	2	0	1	1	0	20	6.2
vs Massachusetts	12/21/2023		06:00	0-1	.000	0-0	.000	0-0	.000	0	0	0	2.4	0	1	0	2	0	0	5.3
at Hawaii	12/22/2023	*	29:01	4-8	.500	0-2	.000	1-2	.500	3	4	7	3.0	4	0	1	4	0	9	5.8
vs Nevada	12/24/2023	*	18:37	0-4	.000	0-2	.000	0-0	.000	0	2	2	2.9	1	0	0	0	0	0	5.1
at Florida St.	01/03/2024		15:09	1-3	.333	0-2	.000	0-2	.000	0	0	0	2.6	0	1	1	0	0	2	4.8
Boston College	01/06/2024		13:22	2-4	.500	0-1	.000	4-4	1.000	0	1	1	2.5	0	0	0	0	1	8	5.1
Notre Dame	01/09/2024		08:01	0-2	.000	0-1	.000	0-0	.000	0	1	1	2.3	0	0	0	0	0	0	4.7
<b>Totals</b>		<b>5</b>	<b>190:60</b>	<b>21-57</b>	<b>.368</b>	<b>4-20</b>	<b>.200</b>	<b>10-17</b>	<b>.588</b>	<b>9</b>	<b>19</b>	<b>28</b>	<b>2.3</b>	<b>19</b>	<b>4</b>	<b>8</b>	<b>13</b>	<b>5</b>	<b>56</b>	<b>4.7</b>

**Player Averages**

Games Played	Minutes/ game	Points/ game	FG Pct	3FG Pct	FT Pct	Rebounds/ game	Assists/ game	Turnovers/ game	Assist/Turnover ratio	Steals/ game	Blocks/ game
12	15.9	4.7	36.8	20.0	58.8	2.3	0.3	0.7	0.5	0.4	1.1



**2023-24 Georgia Tech Men's Basketball  
Individual Game-by-Game  
All games**

**#10 DOWUONA, Ebenezer**

Opponent	Date	GS	MIN	Total		3-Pointers		Free throws		Rebounds				PF	A	TO	BLK	STL	PTS	AVG
				FG-FGA	PCT	3FG-3FGA	PCT	FT-FTA	PCT	OFF	DEF	TOT	AVG							
Ga. Southern	11/06/2023		08:22	1-2	.500	0-0	.000	0-1	.000	3	1	4	4.0	3	0	0	0	0	2	2.0
Howard	11/09/2023		05:54	1-1	1.000	0-0	.000	0-0	.000	1	0	1	2.5	1	0	1	1	0	2	2.0
UMass Lowell	11/14/2023		02:30	1-1	1.000	0-0	.000	0-0	.000	0	1	1	2.0	0	0	1	0	0	2	2.0
at Cincinnati	11/22/2023		17:32	0-0	.000	0-0	.000	0-0	.000	0	0	0	1.5	2	1	0	1	0	0	1.5
Mississippi St.	11/28/2023	*	18:16	1-1	1.000	0-0	.000	0-0	.000	1	1	2	1.6	2	0	1	1	1	2	1.6
Duke	12/02/2023	*	20:44	1-1	1.000	0-0	.000	0-0	.000	1	2	3	1.8	3	0	1	1	0	2	1.7
at Georgia	12/05/2023	*	08:02	0-1	.000	0-0	.000	0-0	.000	1	0	1	1.7	0	0	1	0	0	0	1.4
Alabama A&M	12/09/2023	*	08:15	1-1	1.000	0-0	.000	0-1	.000	1	0	1	1.6	0	0	0	0	0	2	1.5
vs Penn St.	12/16/2023	*	10:22	1-4	.250	0-0	.000	0-0	.000	2	1	3	1.8	1	1	1	0	0	2	1.6
vs Massachusetts	12/21/2023	*	06:02	0-0	.000	0-0	.000	0-0	.000	0	0	0	1.6	1	0	0	0	0	0	1.4
Boston College	01/06/2024	*	12:18	1-3	.333	0-0	.000	0-0	.000	1	1	2	1.6	1	0	0	0	0	2	1.5
Notre Dame	01/09/2024	*	06:43	1-2	.500	0-0	.000	0-0	.000	2	0	2	1.7	1	0	0	0	0	2	1.5
<b>Totals</b>		<b>8</b>	<b>125:00</b>	<b>9-17</b>	<b>.529</b>	<b>0-0</b>	<b>.000</b>	<b>0-2</b>	<b>.000</b>	<b>13</b>	<b>7</b>	<b>20</b>	<b>1.7</b>	<b>15</b>	<b>2</b>	<b>6</b>	<b>4</b>	<b>1</b>	<b>18</b>	<b>1.5</b>

**Player Averages**

Games Played	Minutes/game	Points/game	FG Pct	3FG Pct	FT Pct	Rebounds/game	Assists/game	Turnovers/game	Assist/Turnover ratio	Steals/game	Blocks/game
12	10.4	1.5	52.9	0.0	0.0	1.7	0.2	0.5	0.3	0.1	0.3





**2023-24 Georgia Tech Men's Basketball  
Individual Game-by-Game  
All games**

**#11 NDONGO, Baye**

Opponent	Date	GS	MIN	Total		3-Pointers		Free throws		Rebounds				PF	A	TO	BLK	STL	PTS	AVG	
				FG-FGA	PCT	3FG-3FGA	PCT	FT-FTA	PCT	OFF	DEF	TOT	AVG								
at Cincinnati	11/22/2023	*	24:02	3-7	.429	0-0	.000	2-5	.400	3	5	8	8.0	0	0	7	3	1	8	8.0	
Mississippi St.	11/28/2023	*	18:19	1-7	.143	0-1	.000	0-0	.000	3	3	6	7.0	3	3	1	1	2	2	5.0	
Duke	12/02/2023	*	26:33	9-11	.818	1-2	.500	2-3	.667	0	5	5	6.3	2	2	1	4	1	21	10.3	
at Georgia	12/05/2023	*	24:20	4-12	.333	0-0	.000	0-0	.000	5	6	11	7.5	3	3	4	3	3	8	9.8	
Alabama A&M	12/09/2023	*	17:26	1-4	.250	0-0	.000	0-0	.000	2	3	5	7.0	2	0	3	0	0	2	8.2	
vs Penn St.	12/16/2023	*	34:58	5-7	.714	0-0	.000	2-3	.667	4	15	19	9.0	3	1	0	1	0	12	8.8	
vs Massachusetts	12/21/2023	*	29:32	6-6	1.000	0-0	.000	0-1	.000	3	5	8	8.9	3	0	5	2	0	12	9.3	
at Hawaii	12/22/2023	*	29:39	10-12	.833	0-1	.000	2-2	1.000	6	6	12	9.3	5	0	0	0	1	22	10.9	
vs Nevada	12/24/2023	*	26:44	7-8	.875	0-0	.000	6-6	1.000	2	6	8	9.1	4	1	1	1	1	20	11.9	
at Florida St.	01/03/2024	*	33:52	3-5	.600	0-1	.000	4-8	.500	3	6	9	9.1	4	0	3	1	1	10	11.7	
Boston College	01/06/2024	*	30:45	8-14	.571	1-1	1.000	1-5	.200	2	8	10	9.2	5	1	2	0	0	18	12.3	
Notre Dame	01/09/2024	*	41:57	7-15	.467	1-2	.500	1-2	.500	2	7	9	9.2	1	2	3	0	2	16	12.6	
<b>Totals</b>			<b>12</b>	<b>338:07</b>	<b>64-108</b>	<b>.593</b>	<b>3-8</b>	<b>.375</b>	<b>20-35</b>	<b>.571</b>	<b>35</b>	<b>75</b>	<b>110</b>	<b>9.2</b>	<b>35</b>	<b>13</b>	<b>30</b>	<b>16</b>	<b>12</b>	<b>151</b>	<b>12.6</b>

**Player Averages**

Games Played	Minutes/ game	Points/ game	FG Pct	3FG Pct	FT Pct	Rebounds/ game	Assists/ game	Turnovers/ game	Assist/Turnover ratio	Steals/ game	Blocks/ game
12	28.2	12.6	59.3	37.5	57.1	9.2	1.1	2.5	0.4	1.0	1.3



**2023-24 Georgia Tech Men's Basketball  
Individual Game-by-Game  
All games**

**#12 CLAUDE, Tyzhaun**

Opponent	Date	GS	MIN	Total		3-Pointers		Free throws		Rebounds				PF	A	TO	BLK	STL	PTS	AVG
				FG-FGA	PCT	3FG-3FGA	PCT	FT-FTA	PCT	OFF	DEF	TOT	AVG							
Ga. Southern	11/06/2023	*	29:50	3-8	.375	0-2	.000	4-6	.667	5	5	10	10.0	0	3	0	0	2	10	10.0
Howard	11/09/2023	*	27:32	8-15	.533	1-2	.500	2-4	.500	3	3	6	8.0	5	3	1	0	1	19	14.5
UMass Lowell	11/14/2023	*	23:39	3-9	.333	0-1	.000	3-6	.500	4	5	9	8.3	4	1	1	0	0	9	12.7
at Cincinnati	11/22/2023	*	10:37	1-2	.500	0-0	.000	0-0	.000	0	2	2	6.8	1	0	1	1	0	2	10.0
Mississippi St.	11/28/2023		08:31	0-1	.000	0-1	.000	1-2	.500	0	1	1	5.6	3	0	0	0	0	1	8.2
Duke	12/02/2023		16:14	2-6	.333	0-1	.000	0-0	.000	1	7	8	6.0	0	1	0	0	0	4	7.5
at Georgia	12/05/2023		10:54	1-4	.250	0-0	.000	3-6	.500	2	2	4	5.7	2	1	1	0	0	5	7.1
Alabama A&M	12/09/2023		16:39	4-4	1.000	0-0	.000	2-4	.500	4	5	9	6.1	1	2	2	0	0	10	7.5
vs Penn St.	12/16/2023		06:49	1-2	.500	0-0	.000	0-0	.000	2	0	2	5.7	1	1	0	1	1	2	6.9
vs Massachusetts	12/21/2023		23:14	0-0	.000	0-0	.000	0-0	.000	2	7	9	6.0	2	0	2	1	1	0	6.2
at Hawaii	12/22/2023		12:45	1-2	.500	0-0	.000	0-0	.000	1	4	5	5.9	3	0	2	0	0	2	5.8
vs Nevada	12/24/2023		13:51	1-2	.500	0-0	.000	1-2	.500	5	0	5	5.8	3	1	1	0	0	3	5.6
at Florida St.	01/03/2024		07:38	1-1	1.000	0-0	.000	0-0	.000	0	0	0	5.4	3	0	1	0	0	2	5.3
Boston College	01/06/2024		08:33	2-2	1.000	0-0	.000	1-1	1.000	0	1	1	5.1	1	0	0	0	0	5	5.3
Notre Dame	01/09/2024		08:02	1-1	1.000	0-0	.000	0-0	.000	1	1	2	4.9	2	0	0	1	0	2	5.1
<b>Totals</b>		<b>4</b>	<b>224:47</b>	<b>29-59</b>	<b>.492</b>	<b>1-7</b>	<b>.143</b>	<b>17-31</b>	<b>.548</b>	<b>30</b>	<b>43</b>	<b>73</b>	<b>4.9</b>	<b>31</b>	<b>13</b>	<b>12</b>	<b>4</b>	<b>5</b>	<b>76</b>	<b>5.1</b>

**Player Averages**

Games Played	Minutes/game	Points/game	FG Pct	3FG Pct	FT Pct	Rebounds/game	Assists/game	Turnovers/game	Assist/Turnover ratio	Steals/game	Blocks/game
15	15.0	5.1	49.2	14.3	54.8	4.9	0.9	0.8	1.1	0.3	0.3



**2023-24 Georgia Tech Men's Basketball  
Individual Game-by-Game  
All games**

**#13 KELLY, Miles**

Opponent	Date	GS	MIN	Total		3-Pointers		Free throws		Rebounds				PF	A	TO	BLK	STL	PTS	AVG	
				FG-FGA	PCT	3FG-3FGA	PCT	FT-FTA	PCT	OFF	DEF	TOT	AVG								
Ga. Southern	11/06/2023	*	30:29	9-18	.500	4-9	.444	3-5	.600	2	3	5	5.0	3	3	2	0	2	25	25.0	
Howard	11/09/2023	*	35:15	9-24	.375	1-5	.200	8-13	.615	4	2	6	5.5	1	2	0	0	1	27	26.0	
UMass Lowell	11/14/2023	*	34:04	5-19	.263	0-6	.000	1-3	.333	4	4	8	6.3	3	1	2	2	1	11	21.0	
at Cincinnati	11/22/2023	*	25:11	3-10	.300	0-3	.000	6-7	.857	1	1	2	5.3	1	1	1	0	1	12	18.8	
Mississippi St.	11/28/2023	*	34:22	5-16	.313	4-9	.444	8-10	.800	3	9	12	6.6	3	1	2	0	0	22	19.4	
Duke	12/02/2023	*	36:09	5-13	.385	2-8	.250	4-4	1.000	1	6	7	6.7	1	2	2	1	0	16	18.8	
at Georgia	12/05/2023	*	31:42	4-15	.267	2-8	.250	2-2	1.000	1	6	7	6.7	2	4	2	0	1	12	17.9	
Alabama A&M	12/09/2023	*	28:25	3-8	.375	3-8	.375	2-4	.500	0	4	4	6.4	1	0	4	0	0	11	17.0	
vs Penn St.	12/16/2023	*	37:02	3-13	.231	0-7	.000	4-6	.667	3	2	5	6.2	3	6	2	0	2	10	16.2	
vs Massachusetts	12/21/2023	*	26:44	2-11	.182	0-6	.000	3-3	1.000	0	6	6	6.2	1	0	1	0	1	7	15.3	
at Hawaii	12/22/2023	*	32:43	5-11	.455	1-3	.333	3-4	.750	1	4	5	6.1	1	3	1	0	1	14	15.2	
vs Nevada	12/24/2023	*	33:56	3-15	.200	1-9	.111	3-6	.500	0	5	5	6.0	2	3	3	0	0	10	14.8	
at Florida St.	01/03/2024	*	31:14	7-15	.467	3-6	.500	3-5	.600	1	5	6	6.0	3	0	2	0	0	20	15.2	
Boston College	01/06/2024	*	33:48	5-10	.500	2-6	.333	0-0	.000	0	3	3	5.8	4	1	5	1	0	12	14.9	
Notre Dame	01/09/2024	*	40:35	9-21	.429	7-15	.467	0-1	.000	2	5	7	5.9	2	3	0	0	1	25	15.6	
<b>Totals</b>			<b>15</b>	<b>491:39</b>	<b>77-219</b>	<b>.352</b>	<b>30-108</b>	<b>.278</b>	<b>50-73</b>	<b>.685</b>	<b>23</b>	<b>65</b>	<b>88</b>	<b>5.9</b>	<b>31</b>	<b>30</b>	<b>29</b>	<b>4</b>	<b>11</b>	<b>234</b>	<b>15.6</b>

**Player Averages**

Games Played	Minutes/ game	Points/ game	FG Pct	3FG Pct	FT Pct	Rebounds/ game	Assists/ game	Turnovers/ game	Assist/Turnover ratio	Steals/ game	Blocks/ game
15	32.8	15.6	35.2	27.8	68.5	5.9	2.0	1.9	1.0	0.7	0.3



**2023-24 Georgia Tech Men's Basketball  
Individual Game-by-Game  
All games**

**#14 REEVES, Kowacie**

Opponent	Date	GS	MIN	Total		3-Pointers		Free throws		Rebounds				PF	A	TO	BLK	STL	PTS	AVG	
				FG-FGA	PCT	3FG-3FGA	PCT	FT-FTA	PCT	OFF	DEF	TOT	AVG								
Ga. Southern	11/06/2023	*	32:42	4-7	.571	3-5	.600	4-4	1.000	1	2	3	3.0	1	3	2	1	3	15	15.0	
Howard	11/09/2023	*	35:04	6-10	.600	1-4	.250	2-3	.667	3	4	7	5.0	0	2	1	1	1	15	15.0	
UMass Lowell	11/14/2023	*	34:17	1-7	.143	0-3	.000	2-2	1.000	0	3	3	4.3	2	0	0	2	0	4	11.3	
at Cincinnati	11/22/2023	*	29:03	4-6	.667	1-2	.500	5-5	1.000	1	2	3	4.0	0	1	1	3	1	14	12.0	
Mississippi St.	11/28/2023	*	32:44	2-10	.200	0-3	.000	2-2	1.000	1	5	6	4.4	2	1	1	1	0	6	10.8	
Duke	12/02/2023	*	33:15	5-7	.714	4-5	.800	0-0	.000	1	3	4	4.3	1	0	2	0	0	14	11.3	
at Georgia	12/05/2023	*	27:51	5-10	.500	2-5	.400	0-0	.000	1	2	3	4.1	0	0	0	0	0	12	11.4	
Alabama A&M	12/09/2023	*	28:26	6-12	.500	2-5	.400	6-6	1.000	3	7	10	4.9	2	1	1	1	0	20	12.5	
vs Penn St.	12/16/2023	*	31:52	5-12	.417	1-5	.200	4-6	.667	1	4	5	4.9	1	0	5	1	0	15	12.8	
vs Massachusetts	12/21/2023	*	26:36	3-10	.300	0-2	.000	3-5	.600	0	4	4	4.8	2	1	2	0	0	9	12.4	
at Hawaii	12/22/2023	*	32:55	3-7	.429	1-1	1.000	0-0	.000	1	4	5	4.8	0	0	1	0	0	7	11.9	
vs Nevada	12/24/2023	*	30:12	3-8	.375	2-5	.400	1-1	1.000	1	3	4	4.8	3	0	2	0	1	9	11.7	
at Florida St.	01/03/2024	*	33:48	7-16	.438	3-7	.429	1-2	.500	2	4	6	4.8	2	2	1	1	1	18	12.2	
Boston College	01/06/2024	*	32:56	6-9	.667	4-6	.667	1-1	1.000	1	1	2	4.6	1	0	0	1	1	17	12.5	
Notre Dame	01/09/2024	*	38:12	3-11	.273	1-5	.200	2-3	.667	0	4	4	4.6	4	2	1	0	2	9	12.3	
<b>Totals</b>			<b>15</b>	<b>479:53</b>	<b>63-142</b>	<b>.444</b>	<b>25-63</b>	<b>.397</b>	<b>33-40</b>	<b>.825</b>	<b>17</b>	<b>52</b>	<b>69</b>	<b>4.6</b>	<b>21</b>	<b>13</b>	<b>20</b>	<b>12</b>	<b>10</b>	<b>184</b>	<b>12.3</b>

**Player Averages**

Games Played	Minutes/game	Points/game	FG Pct	3FG Pct	FT Pct	Rebounds/game	Assists/game	Turnovers/game	Assist/Turnover ratio	Steals/game	Blocks/game
15	32.0	12.3	44.4	39.7	82.5	4.6	0.9	1.3	0.7	0.7	0.8





**2023-24 Georgia Tech Men's Basketball  
Individual Game-by-Game  
All games**

**#23 SACKO, Ibrahima**

Opponent	Date	GS	MIN	Total		3-Pointers		Free throws		Rebounds				PF	A	TO	BLK	STL	PTS	AVG
				FG-FGA	PCT	3FG-3FGA	PCT	FT-FTA	PCT	OFF	DEF	TOT	AVG							
Ga. Southern	11/06/2023		12:31	0-3	.000	0-1	.000	0-0	.000	2	2	4	4.0	2	0	2	0	1	0	0.0
Howard	11/09/2023		12:52	0-0	.000	0-0	.000	1-2	.500	0	3	3	3.5	2	0	1	0	0	1	0.5
UMass Lowell	11/14/2023		20:26	1-2	.500	0-1	.000	0-2	.000	3	5	8	5.0	4	1	0	0	3	2	1.0
at Cincinnati	11/22/2023		23:51	1-3	.333	1-3	.333	0-0	.000	0	3	3	4.5	3	0	1	0	0	3	1.5
Mississippi St.	11/28/2023		11:16	1-1	1.000	0-0	.000	0-0	.000	0	3	3	4.2	0	0	0	1	2	2	1.6
Duke	12/02/2023		02:17	1-1	1.000	0-0	.000	0-0	.000	0	0	0	3.5	2	0	0	1	0	2	1.7
at Georgia	12/05/2023		09:33	1-3	.333	0-1	.000	0-2	.000	2	1	3	3.4	1	1	0	0	1	2	1.7
Alabama A&M	12/09/2023		09:43	2-2	1.000	0-0	.000	0-1	.000	3	0	3	3.4	0	1	0	0	0	4	2.0
vs Massachusetts	12/21/2023		09:08	1-2	.500	1-1	1.000	0-0	.000	2	1	3	3.3	3	0	3	0	0	3	2.1
vs Nevada	12/24/2023		02:57	0-0	.000	0-0	.000	0-0	.000	0	0	0	3.0	0	0	0	0	0	0	1.9
at Florida St.	01/03/2024	*	07:44	0-1	.000	0-1	.000	0-0	.000	0	0	0	2.7	2	0	1	0	0	0	1.7
<b>Totals</b>		<b>1</b>	<b>122:18</b>	<b>8-18</b>	<b>.444</b>	<b>2-8</b>	<b>.250</b>	<b>1-7</b>	<b>.143</b>	<b>12</b>	<b>18</b>	<b>30</b>	<b>2.7</b>	<b>19</b>	<b>2</b>	<b>9</b>	<b>2</b>	<b>7</b>	<b>19</b>	<b>1.7</b>

**Player Averages**

Games Played	Minutes/game	Points/game	FG Pct	3FG Pct	FT Pct	Rebounds/game	Assists/game	Turnovers/game	Assist/Turnover ratio	Steals/game	Blocks/game
11	11.1	1.7	44.4	25.0	14.3	2.7	0.2	0.8	0.2	0.6	0.2



**2023-24 Georgia Tech Men's Basketball  
Individual Game-by-Game  
All games**

**#24 ABRAM, Amaree**

Opponent	Date	GS	MIN	Total		3-Pointers		Free throws		Rebounds				PF	A	TO	BLK	STL	PTS	AVG
				FG-FGA	PCT	3FG-3FGA	PCT	FT-FTA	PCT	OFF	DEF	TOT	AVG							
Ga. Southern	11/06/2023	*	16:39	1-4	.250	1-3	.333	2-4	.500	0	2	2	2.0	1	2	3	0	0	5	5.0
Howard	11/09/2023	*	20:23	2-8	.250	0-2	.000	2-3	.667	2	2	4	3.0	1	3	1	1	1	6	5.5
UMass Lowell	11/14/2023	*	13:48	2-6	.333	1-5	.200	2-2	1.000	0	2	2	2.7	1	1	2	0	0	7	6.0
at Cincinnati	11/22/2023	*	13:15	1-6	.167	0-0	.000	0-0	.000	0	4	4	3.0	2	1	1	0	0	2	5.0
Alabama A&M	12/09/2023		16:05	3-9	.333	2-6	.333	0-0	.000	0	4	4	3.2	3	0	1	0	0	8	5.6
vs Penn St.	12/16/2023		03:58	0-1	.000	0-1	.000	0-0	.000	0	0	0	2.7	0	2	0	0	0	0	4.7
<b>Totals</b>			<b>4 84:08</b>	<b>9-34</b>	<b>.265</b>	<b>4-17</b>	<b>.235</b>	<b>6-9</b>	<b>.667</b>	<b>2</b>	<b>14</b>	<b>16</b>	<b>2.7</b>	<b>8</b>	<b>9</b>	<b>8</b>	<b>1</b>	<b>1</b>	<b>28</b>	<b>4.7</b>

**Player Averages**

Games Played	Minutes/game	Points/game	FG Pct	3FG Pct	FT Pct	Rebounds/game	Assists/game	Turnovers/game	Assist/Turnover ratio	Steals/game	Blocks/game
6	14.0	4.7	26.5	23.5	66.7	2.7	1.5	1.3	1.1	0.2	0.2



**2023-24 Georgia Tech Men's Basketball  
Player Highs Analysis  
All games**

**Georgia Tech - Individual Game Highs**

<b>POINTS</b>	27		Miles Kelly vs Howard (11/09/2023)
	25		Miles Kelly vs Notre Dame (01/09/2024)
	25		Miles Kelly vs Ga. Southern (11/06/2023)
	24		Dallan "Deebo" Coleman vs UMass Lowell (11/14/2023)
	22		Baye Ndongo at Hawaii (12/22/2023)
	22		Miles Kelly vs Mississippi St. (11/28/2023)
<b>FIELD GOALS MADE</b>	10		Baye Ndongo at Hawaii (12/22/2023)
	9		Miles Kelly vs Notre Dame (01/09/2024)
	9		Baye Ndongo vs Duke (12/02/2023)
	9		Miles Kelly vs Howard (11/09/2023)
	9		Miles Kelly vs Ga. Southern (11/06/2023)
<b>FIELD GOAL ATTEMPTS</b>	24		Miles Kelly vs Howard (11/09/2023)
	21		Miles Kelly vs Notre Dame (01/09/2024)
<b>FIELD GOAL PERCENTAGE (min 5 made)</b>	1.000	(6-6)	Baye Ndongo vs Massachusetts (N) (12/21/2023)
	.875	(7-8)	Baye Ndongo vs Nevada (N) (12/24/2023)
<b>3 PT FG MADE</b>	7		Miles Kelly vs Notre Dame (01/09/2024)
	5		Dallan "Deebo" Coleman vs UMass Lowell (11/14/2023)
<b>3 PT FG ATTEMPTS</b>	15		Miles Kelly vs Notre Dame (01/09/2024)
	9		Miles Kelly vs Nevada (N) (12/24/2023)
	9		Miles Kelly vs Mississippi St. (11/28/2023)
	9		Dallan "Deebo" Coleman vs UMass Lowell (11/14/2023)
	9		Miles Kelly vs Ga. Southern (11/06/2023)
<b>3 PT FG PERCENTAGE (min 2 made)</b>	.800	(4-5)	Kowacie Reeves vs Duke (12/02/2023)
	.667	(4-6)	Kowacie Reeves vs Boston College (01/06/2024)
	.667	(2-3)	Naithan George at Cincinnati (11/22/2023)
	.667	(2-3)	Kyle Sturdivant vs Ga. Southern (11/06/2023)
<b>FREE THROWS MADE</b>	8		Kyle Sturdivant vs Massachusetts (N) (12/21/2023)
	8		Miles Kelly vs Mississippi St. (11/28/2023)
	8		Miles Kelly vs Howard (11/09/2023)
<b>FREE THROW ATTEMPTS</b>	13		Miles Kelly vs Howard (11/09/2023)
	10		Miles Kelly vs Mississippi St. (11/28/2023)
<b>FREE THROW PERCENTAGE (min 3 made)</b>	1.000	(8-8)	Kyle Sturdivant vs Massachusetts (N) (12/21/2023)
	1.000	(6-6)	Baye Ndongo vs Nevada (N) (12/24/2023)
	1.000	(6-6)	Kowacie Reeves vs Alabama A&M (12/09/2023)
	1.000	(5-5)	Kowacie Reeves at Cincinnati (11/22/2023)
	1.000	(4-4)	Tafara Gapare vs Boston College (01/06/2024)
	1.000	(4-4)	Kyle Sturdivant vs Duke (12/02/2023)
	1.000	(4-4)	Miles Kelly vs Duke (12/02/2023)
	1.000	(4-4)	Kowacie Reeves vs Ga. Southern (11/06/2023)
	1.000	(3-3)	Miles Kelly vs Massachusetts (N) (12/21/2023)
<b>REBOUNDS</b>	19		Baye Ndongo vs Penn St. (N) (12/16/2023)
	12		Baye Ndongo at Hawaii (12/22/2023)
	12		Miles Kelly vs Mississippi St. (11/28/2023)
<b>ASSISTS</b>	11		Naithan George vs Notre Dame (01/09/2024)
	9		Kyle Sturdivant vs Boston College (01/06/2024)
	9		Naithan George vs Duke (12/02/2023)
<b>STEALS</b>	3		Kyle Sturdivant vs Massachusetts (N) (12/21/2023)
	3		Baye Ndongo at Georgia (12/05/2023)
	3		Ibrahima Sacko vs UMass Lowell (11/14/2023)
	3		Kowacie Reeves vs Ga. Southern (11/06/2023)
<b>BLOCKED SHOTS</b>	4		Tafara Gapare at Hawaii (12/22/2023)
	4		Baye Ndongo vs Duke (12/02/2023)



**2023-24 Georgia Tech Men's Basketball  
Player Highs Analysis  
All games**

**Opponent - Individual Game Highs**

<b>POINTS</b>	30		Devin McGlockton vs Boston College (01/06/2024)
	30		Kenan Blackshear vs Nevada (N) (12/24/2023)
	26		Claudell Harris Jr. vs Boston College (01/06/2024)
	25		Braeden Shrewsberry vs Notre Dame (01/09/2024)
	24		Ayinde Hikim vs UMass Lowell (11/14/2023)
<b>FIELD GOALS MADE</b>	12		Devin McGlockton vs Boston College (01/06/2024)
	11		Kenan Blackshear vs Nevada (N) (12/24/2023)
<b>FIELD GOAL ATTEMPTS</b>	24		Ayinde Hikim vs UMass Lowell (11/14/2023)
	19		Kanye Clary vs Penn St. (N) (12/16/2023)
<b>FIELD GOAL PERCENTAGE (min 5 made)</b>	.833	(5-6)	Viktor Lakhin at Cincinnati (11/22/2023)
	.800	(12-15)	Devin McGlockton vs Boston College (01/06/2024)
	.800	(8-10)	Claudell Harris Jr. vs Boston College (01/06/2024)
<b>3 PT FG MADE</b>	5		Braeden Shrewsberry vs Notre Dame (01/09/2024)
	5		Rahsool Diggins vs Massachusetts (N) (12/21/2023)
	5		Viktor Lakhin at Cincinnati (11/22/2023)
<b>3 PT FG ATTEMPTS</b>	12		Puff Johnson vs Penn St. (N) (12/16/2023)
	10		Rahsool Diggins vs Massachusetts (N) (12/21/2023)
	10		Josh Hubbard vs Mississippi St. (11/28/2023)
<b>3 PT FG PERCENTAGE (min 2 made)</b>	1.000	(4-4)	Claudell Harris Jr. vs Boston College (01/06/2024)
	1.000	(2-2)	Carlos Curry vs Ga. Southern (11/06/2023)
<b>FREE THROWS MADE</b>	8		Kenan Blackshear vs Nevada (N) (12/24/2023)
	7		Bernardo Da Silva at Hawaii (12/22/2023)
<b>FREE THROW ATTEMPTS</b>	11		Kenan Blackshear vs Nevada (N) (12/24/2023)
	10		Bernardo Da Silva at Hawaii (12/22/2023)
<b>FREE THROW PERCENTAGE (min 3 made)</b>	1.000	(6-6)	Braeden Shrewsberry vs Notre Dame (01/09/2024)
	1.000	(5-5)	Ayinde Hikim vs UMass Lowell (11/14/2023)
	1.000	(4-4)	Kebba Njie vs Notre Dame (01/09/2024)
	1.000	(4-4)	Juan Munoz at Hawaii (12/22/2023)
	1.000	(4-4)	Jamar Franklin vs Ga. Southern (11/06/2023)
	1.000	(3-3)	Julian Roper II vs Notre Dame (01/09/2024)
	1.000	(3-3)	Jamir Watkins at Florida St. (01/03/2024)
	1.000	(3-3)	Robert Davis Jr. vs Massachusetts (N) (12/21/2023)
<b>REBOUNDS</b>	13		Jimmy Bell Jr. vs Mississippi St. (11/28/2023)
	11		J.R. Konieczny vs Notre Dame (01/09/2024)
<b>ASSISTS</b>	8		Jovon McClanahan at Hawaii (12/22/2023)
	7		Markus Burton vs Notre Dame (01/09/2024)
	7		Quinten Post vs Boston College (01/06/2024)
	7		Ace Baldwin Jr. vs Penn St. (N) (12/16/2023)
<b>STEALS</b>	5		Jayden Ndjigie vs Massachusetts (N) (12/21/2023)
	4		Rahsool Diggins vs Massachusetts (N) (12/21/2023)
	4		Matt Cross vs Massachusetts (N) (12/21/2023)
	4		Ace Baldwin Jr. vs Penn St. (N) (12/16/2023)
	4		Caleb Blackwell vs Alabama A&M (12/09/2023)
<b>BLOCKED SHOTS</b>	4		Kyle Filipowski vs Duke (12/02/2023)
	4		Max Brooks vs UMass Lowell (11/14/2023)
<b>TURNOVERS</b>	5		Kenan Blackshear vs Nevada (N) (12/24/2023)
	5		Cam Bryant vs Ga. Southern (11/06/2023)
<b>FOULS</b>	5		Cameron Matthews vs Mississippi St. (11/28/2023)
	5		Bryce Harris vs Howard (11/09/2023)
	5		Dom Campbell vs Howard (11/09/2023)





**2023-24 Georgia Tech Men's Basketball  
Team High/Low Analysis  
All games**

**Georgia Tech - Game Highs**

<b>POINTS</b>	88		Howard (11/09/2023)
	87		Boston College (01/06/2024)
	84		Ga. Southern (11/06/2023)
	82		vs Penn St. (N) (12/16/2023)
	73		at Hawaii (12/22/2023)
	73		vs Massachusetts (N) (12/21/2023)
<b>FIELD GOALS MADE</b>	34		Howard (11/09/2023)
	32		Boston College (01/06/2024)
	32		vs Penn St. (N) (12/16/2023)
<b>FIELD GOAL ATTEMPTS</b>	77		Howard (11/09/2023)
	75		at Georgia (12/05/2023)
<b>FIELD GOAL PERCENTAGE</b>	.542	(32-59)	Boston College (01/06/2024)
	.509	(27-53)	Duke (12/02/2023)
<b>3 PT FG MADE</b>	13		Ga. Southern (11/06/2023)
	11		Notre Dame (01/09/2024)
<b>3 PT FG ATTEMPTS</b>	35		Notre Dame (01/09/2024)
	30		UMass Lowell (11/14/2023)
<b>3 PT FG PERCENTAGE</b>	.448	(13-29)	Ga. Southern (11/06/2023)
	.435	(10-23)	Boston College (01/06/2024)
<b>FREE THROWS MADE</b>	18		vs Massachusetts (N) (12/21/2023)
	17		Mississippi St. (11/28/2023)
	17		Ga. Southern (11/06/2023)
<b>FREE THROW ATTEMPTS</b>	27		Howard (11/09/2023)
	27		Ga. Southern (11/06/2023)
<b>FREE THROW PERCENTAGE</b>	.857	(18-21)	vs Massachusetts (N) (12/21/2023)
	.846	(11-13)	Duke (12/02/2023)
<b>REBOUNDS</b>	55		Alabama A&M (12/09/2023)
	54		vs Penn St. (N) (12/16/2023)
<b>ASSISTS</b>	25		vs Penn St. (N) (12/16/2023)
	20		Notre Dame (01/09/2024)
<b>STEALS</b>	10		Notre Dame (01/09/2024)
	10		Ga. Southern (11/06/2023)
<b>BLOCKED SHOTS</b>	10		at Cincinnati (11/22/2023)
	8		Duke (12/02/2023)
<b>TURNOVERS</b>	21		vs Massachusetts (N) (12/21/2023)
	20		Alabama A&M (12/09/2023)
<b>FOULS</b>	22		UMass Lowell (11/14/2023)
	20		Mississippi St. (11/28/2023)



**2023-24 Georgia Tech Men's Basketball  
Team High/Low Analysis  
All games**

**Opponent - Game Highs**

<b>POINTS</b>	95		Boston College (01/06/2024)
	89		at Cincinnati (11/22/2023)
	85		Howard (11/09/2023)
	82		at Florida St. (01/03/2024)
	81		vs Penn St. (N) (12/16/2023)
<b>FIELD GOALS MADE</b>	35		Boston College (01/06/2024)
	31		at Florida St. (01/03/2024)
<b>FIELD GOAL ATTEMPTS</b>	74		vs Penn St. (N) (12/16/2023)
	67		vs Massachusetts (N) (12/21/2023)
	67		UMass Lowell (11/14/2023)
<b>FIELD GOAL PERCENTAGE</b>	.556	(35-63)	Boston College (01/06/2024)
	.517	(31-60)	at Florida St. (01/03/2024)
<b>3 PT FG MADE</b>	14		at Cincinnati (11/22/2023)
	12		Boston College (01/06/2024)
	12		vs Penn St. (N) (12/16/2023)
<b>3 PT FG ATTEMPTS</b>	35		at Cincinnati (11/22/2023)
	33		vs Penn St. (N) (12/16/2023)
	33		at Georgia (12/05/2023)
<b>3 PT FG PERCENTAGE</b>	.522	(12-23)	Boston College (01/06/2024)
	.412	(7-17)	at Florida St. (01/03/2024)
<b>FREE THROWS MADE</b>	19		Notre Dame (01/09/2024)
	19		Howard (11/09/2023)
<b>FREE THROW ATTEMPTS</b>	28		Howard (11/09/2023)
	25		at Hawaii (12/22/2023)
<b>FREE THROW PERCENTAGE</b>	.905	(19-21)	Notre Dame (01/09/2024)
	.842	(16-19)	UMass Lowell (11/14/2023)
<b>REBOUNDS</b>	50		at Georgia (12/05/2023)
	48		Notre Dame (01/09/2024)
<b>ASSISTS</b>	21		Boston College (01/06/2024)
	17		at Cincinnati (11/22/2023)
<b>STEALS</b>	16		vs Massachusetts (N) (12/21/2023)
	13		vs Penn St. (N) (12/16/2023)
<b>BLOCKED SHOTS</b>	6		Duke (12/02/2023)
	6		UMass Lowell (11/14/2023)
	6		Howard (11/09/2023)
<b>TURNOVERS</b>	18		Ga. Southern (11/06/2023)
	16		Notre Dame (01/09/2024)
<b>FOULS</b>	23		Ga. Southern (11/06/2023)
	21		at Florida St. (01/03/2024)



**2023-24 Georgia Tech Men's Basketball  
Team High/Low Analysis  
All games**

**Georgia Tech - Game Lows**

<b>POINTS</b>	54		at Cincinnati (11/22/2023)
	62		at Georgia (12/05/2023)
	64		vs Nevada (N) (12/24/2023)
	67		Mississippi St. (11/28/2023)
	68		Notre Dame (01/09/2024)
<b>FIELD GOALS MADE</b>	17		at Cincinnati (11/22/2023)
	21		Mississippi St. (11/28/2023)
<b>FIELD GOAL ATTEMPTS</b>	49		at Cincinnati (11/22/2023)
	51		vs Massachusetts (N) (12/21/2023)
<b>FIELD GOAL PERCENTAGE</b>	.320	(24-75)	at Georgia (12/05/2023)
	.344	(21-61)	Mississippi St. (11/28/2023)
<b>3 PT FG MADE</b>	4		Howard (11/09/2023)
	5		at Hawaii (12/22/2023)
	5		vs Massachusetts (N) (12/21/2023)
	5		vs Penn St. (N) (12/16/2023)
	5		at Cincinnati (11/22/2023)
<b>3 PT FG ATTEMPTS</b>	17		at Hawaii (12/22/2023)
	17		vs Massachusetts (N) (12/21/2023)
	17		at Cincinnati (11/22/2023)
<b>3 PT FG PERCENTAGE</b>	.200	(6-30)	UMass Lowell (11/14/2023)
	.222	(4-18)	Howard (11/09/2023)
<b>FREE THROWS MADE</b>	3		Notre Dame (01/09/2024)
	6		at Georgia (12/05/2023)
<b>FREE THROW ATTEMPTS</b>	7		Notre Dame (01/09/2024)
	13		at Georgia (12/05/2023)
	13		Duke (12/02/2023)
<b>FREE THROW PERCENTAGE</b>	.429	(3-7)	Notre Dame (01/09/2024)
	.462	(6-13)	at Georgia (12/05/2023)
<b>REBOUNDS</b>	31		at Florida St. (01/03/2024)
	31		vs Nevada (N) (12/24/2023)
<b>ASSISTS</b>	7		vs Massachusetts (N) (12/21/2023)
	8		Mississippi St. (11/28/2023)
	8		at Cincinnati (11/22/2023)
<b>STEALS</b>	1		Duke (12/02/2023)
	2		at Hawaii (12/22/2023)
<b>BLOCKED SHOTS</b>	1		vs Nevada (N) (12/24/2023)
	2		Notre Dame (01/09/2024)
	2		Boston College (01/06/2024)
	2		at Florida St. (01/03/2024)
	2		Alabama A&M (12/09/2023)
<b>TURNOVERS</b>	7		Howard (11/09/2023)
	8		at Georgia (12/05/2023)
<b>FOULS</b>	12		Duke (12/02/2023)
	14		Alabama A&M (12/09/2023)



**2023-24 Georgia Tech Men's Basketball  
Team High/Low Analysis  
All games**

**Opponent - Game Lows**

<b>POINTS</b>	49	Alabama A&M (12/09/2023)
	59	Mississippi St. (11/28/2023)
	62	Ga. Southern (11/06/2023)
	68	at Hawaii (12/22/2023)
	68	Duke (12/02/2023)
<b>FIELD GOALS MADE</b>	16	Alabama A&M (12/09/2023)
	20	Mississippi St. (11/28/2023)
<b>FIELD GOAL ATTEMPTS</b>	53	vs Nevada (N) (12/24/2023)
	57	Ga. Southern (11/06/2023)
<b>FIELD GOAL PERCENTAGE</b>	.276 (16-58)	Alabama A&M (12/09/2023)
	.308 (20-65)	Mississippi St. (11/28/2023)
<b>3 PT FG MADE</b>	2	Alabama A&M (12/09/2023)
	2	UMass Lowell (11/14/2023)
<b>3 PT FG ATTEMPTS</b>	15	UMass Lowell (11/14/2023)
	16	Duke (12/02/2023)
<b>3 PT FG PERCENTAGE</b>	.100 (2-20)	Alabama A&M (12/09/2023)
	.133 (2-15)	UMass Lowell (11/14/2023)
<b>FREE THROWS MADE</b>	8	vs Massachusetts (N) (12/21/2023)
	10	Ga. Southern (11/06/2023)
<b>FREE THROW ATTEMPTS</b>	13	Ga. Southern (11/06/2023)
	16	Mississippi St. (11/28/2023)
<b>FREE THROW PERCENTAGE</b>	.421 (8-19)	vs Massachusetts (N) (12/21/2023)
	.600 (12-20)	Duke (12/02/2023)
<b>REBOUNDS</b>	24	Boston College (01/06/2024)
	28	at Hawaii (12/22/2023)
	28	Alabama A&M (12/09/2023)
<b>ASSISTS</b>	4	Alabama A&M (12/09/2023)
	5	Mississippi St. (11/28/2023)
<b>STEALS</b>	4	Boston College (01/06/2024)
	4	vs Nevada (N) (12/24/2023)
	4	at Hawaii (12/22/2023)
	4	at Georgia (12/05/2023)
<b>BLOCKED SHOTS</b>	1	Notre Dame (01/09/2024)
	1	at Florida St. (01/03/2024)
<b>TURNOVERS</b>	4	at Hawaii (12/22/2023)
	5	Boston College (01/06/2024)
<b>FOULS</b>	12	Notre Dame (01/09/2024)
	14	at Georgia (12/05/2023)





**Georgia Tech Men's Basketball  
Individual Career Summaries  
All games**

**ABRAM, Amaree**

				Field Goals		3-Point		F-Throws		Rebounds								Scoring		
SEASON	TEAM	GP-GS	MIN/AVG	FG-FGA	FG%	3FG-3FGA	3FG%	FT-FTA	FT%	OFF	DEF	TOT	AVG	PF-FO	A	TO	BLK	STL	PTS	AVG
2022-23	OM	33-22	694/21.0	104-258	.403	39-107	.364	18-27	.667	8	58	66	2.0	63-1	66	59	4	22	265	8.0
2023-24	GaTech	6-4	84/14.0	9-34	.265	4-17	.235	6-9	.667	2	14	16	2.7	8-0	9	8	1	1	28	4.7
<b>TOTAL FOR GaTech</b>		<b>6-4</b>	<b>84/14.0</b>	<b>9-34</b>	<b>.265</b>	<b>4-17</b>	<b>.235</b>	<b>6-9</b>	<b>.667</b>	<b>2</b>	<b>14</b>	<b>16</b>	<b>2.7</b>	<b>8-0</b>	<b>9</b>	<b>8</b>	<b>1</b>	<b>1</b>	<b>28</b>	<b>4.7</b>
<b>TOTAL</b>		<b>39-26</b>	<b>778/19.9</b>	<b>113-292</b>	<b>.387</b>	<b>43-124</b>	<b>.347</b>	<b>24-36</b>	<b>.667</b>	<b>10</b>	<b>72</b>	<b>82</b>	<b>2.1</b>	<b>71-1</b>	<b>75</b>	<b>67</b>	<b>5</b>	<b>23</b>	<b>293</b>	<b>7.5</b>

**Single Game Highs**

Statistic	Value	
Points	26	vs Stanford 11/24/22
Rebounds	5	vs Chattanooga 11/15/22, at South Carolina 01/17/23
Assists	5	vs Georgia 01/14/23, vs Oklahoma 11/27/22
Steals	3	vs UT Martin 11/18/22
Blocks	1	5 times
FG Made	12	vs Stanford 11/24/22
FG Attempts	18	vs Stanford 11/24/22
3FG Made	5	vs South Carolina 03/08/23
3FG Attempts	8	vs LSU 02/25/23, vs South Carolina 03/08/23
FT Made	4	vs Siena 11/25/22
FT Attempts	4	at South Carolina 01/17/23, vs Siena 11/25/22, vs Ga. Southern 11/06/23

**CLAUDE, Tyzhaun**

				Field Goals		3-Point		F-Throws		Rebounds								Scoring		
SEASON	TEAM	GP-GS	MIN/AVG	FG-FGA	FG%	3FG-3FGA	3FG%	FT-FTA	FT%	OFF	DEF	TOT	AVG	PF-FO	A	TO	BLK	STL	PTS	AVG
2019-20	More	30-19	658/21.9	120-201	.597	0-0	.000	45-90	.500	73	119	192	6.4	65-1	16	44	18	16	285	9.5
2021-22	More	9-0	62/6.9	12-25	.480	0-0	.000	7-11	.636	6	10	16	1.8	6-0	5	10	3	2	31	3.4
2022-23	WCU	31-28	818/26.4	174-333	.523	2-6	.333	126-175	.720	98	168	266	8.6	75-1	16	65	28	12	476	15.4
2023-24	GaTech	15-4	225/15.0	29-59	.492	1-7	.143	17-31	.548	30	43	73	4.9	31-1	13	12	4	5	76	5.1
<b>TOTAL FOR GaTech</b>		<b>15-4</b>	<b>225/15.0</b>	<b>29-59</b>	<b>.492</b>	<b>1-7</b>	<b>.143</b>	<b>17-31</b>	<b>.548</b>	<b>30</b>	<b>43</b>	<b>73</b>	<b>4.9</b>	<b>31-1</b>	<b>13</b>	<b>12</b>	<b>4</b>	<b>5</b>	<b>76</b>	<b>5.1</b>
<b>TOTAL</b>		<b>85-51</b>	<b>1762/20.7</b>	<b>335-618</b>	<b>.542</b>	<b>3-13</b>	<b>.231</b>	<b>195-307</b>	<b>.635</b>	<b>207</b>	<b>340</b>	<b>547</b>	<b>6.4</b>	<b>177-3</b>	<b>50</b>	<b>131</b>	<b>53</b>	<b>35</b>	<b>868</b>	<b>10.2</b>

**Single Game Highs**

Statistic	Value	
Points	24	vs Samford 02/01/23
Rebounds	17	at The Citadel 01/14/23
Assists	3	vs Ga. Southern 11/06/23, vs Howard 11/09/23
Steals	2	8 times
Blocks	3	vs Tennessee Tech 01/04/20, vs Wofford 01/18/23
FG Made	11	vs Eastern Ky. 02/13/20
FG Attempts	17	vs Lindenwood 11/20/22
3FG Made	1	vs UNC Greensboro 12/29/22, at ETSU 01/04/23, vs Howard 11/09/23
3FG Attempts	2	vs Ga. Southern 11/06/23, vs Howard 11/09/23
FT Made	11	at Tennessee Tech 12/17/22
FT Attempts	14	at Tennessee Tech 12/17/22



**COLEMAN, Dallan "deebo"**

SEASON	TEAM	GP-GS	MIN/AVG	Field Goals		3-Point		F-Throws		Rebounds				Other				Scoring		
				FG-FGA	FG%	3FG-3FGA	3FG%	FT-FTA	FT%	OFF	DEF	TOT	AVG	PF-FO	A	TO	BLK	STL	PTS	AVG
2021-22	GaTech	31-5	734/23.7	63-161	.391	43-104	.413	23-32	.719	12	46	58	1.9	70-1	19	21	3	28	192	6.2
2022-23	GaTech	33-31	1031/31.3	103-274	.376	57-175	.326	51-74	.689	14	83	97	2.9	73-0	44	39	10	26	314	9.5
2023-24	GaTech	15-0	362/24.1	39-96	.406	21-62	.339	15-23	.652	16	26	42	2.8	28-0	13	6	5	9	114	7.6
<b>TOTAL</b>		<b>79-36</b>	<b>2128/26.9</b>	<b>205-531</b>	<b>.386</b>	<b>121-341</b>	<b>.355</b>	<b>89-129</b>	<b>.690</b>	<b>42</b>	<b>155</b>	<b>197</b>	<b>2.5</b>	<b>171-1</b>	<b>76</b>	<b>66</b>	<b>18</b>	<b>63</b>	<b>620</b>	<b>7.8</b>

**Single Game Highs**

Statistic	Value	
Points	24	vs UMass Lowell 11/14/23
Rebounds	9	vs Pittsburgh 03/08/23
Assists	8	at Syracuse 02/28/23
Steals	4	vs Florida Tech 02/18/23
Blocks	2	vs Duke 01/28/23, vs Louisville 02/25/23
FG Made	7	vs UMass Lowell 11/14/23
FG Attempts	14	at Syracuse 02/28/23, vs Pittsburgh 03/08/23
3FG Made	5	vs Lamar University 11/15/21, vs Syracuse 01/21/23, vs UMass Lowell 11/14/23
3FG Attempts	12	at Syracuse 02/28/23
FT Made	9	at Georgia St. 11/12/22
FT Attempts	13	at Georgia St. 11/12/22

**DOWUONA, Ebenezer**

SEASON	TEAM	GP-GS	MIN/AVG	Field Goals		3-Point		F-Throws		Rebounds				Other				Scoring		
				FG-FGA	FG%	3FG-3FGA	3FG%	FT-FTA	FT%	OFF	DEF	TOT	AVG	PF-FO	A	TO	BLK	STL	PTS	AVG
2020-21	NCSU	9-0	48/5.3	2-8	.250	0-0	.000	1-2	.500	2	6	8	0.9	8-0	0	1	2	0	5	0.6
2021-22	NCSU	31-27	752/24.3	52-93	.559	0-0	.000	24-36	.667	63	63	126	4.1	98-7	6	15	54	12	128	4.1
2022-23	NCSU	30-3	327/10.9	21-46	.457	0-0	.000	9-17	.529	22	36	58	1.9	53-0	1	6	26	5	51	1.7
2023-24	GaTech	12-8	125/10.4	9-17	.529	0-0	.000	0-2	.000	13	7	20	1.7	15-0	2	6	4	1	18	1.5
<b>TOTAL FOR GaTech</b>		<b>12-8</b>	<b>125/10.4</b>	<b>9-17</b>	<b>.529</b>	<b>0-0</b>	<b>.000</b>	<b>0-2</b>	<b>.000</b>	<b>13</b>	<b>7</b>	<b>20</b>	<b>1.7</b>	<b>15-0</b>	<b>2</b>	<b>6</b>	<b>4</b>	<b>1</b>	<b>18</b>	<b>1.5</b>
<b>TOTAL</b>		<b>82-38</b>	<b>1252/15.3</b>	<b>84-164</b>	<b>.512</b>	<b>0-0</b>	<b>.000</b>	<b>34-57</b>	<b>.596</b>	<b>100</b>	<b>112</b>	<b>212</b>	<b>2.6</b>	<b>174-7</b>	<b>9</b>	<b>28</b>	<b>86</b>	<b>18</b>	<b>202</b>	<b>2.5</b>

**Single Game Highs**

Statistic	Value	
Points	11	vs Virginia Tech 03/08/23
Rebounds	9	vs Bucknell 11/09/21, at Duke 01/15/22
Assists	2	vs Boston College 02/23/22
Steals	3	vs Oklahoma St. 11/17/21
Blocks	8	vs Nebraska 12/01/21
FG Made	5	vs Louisiana Tech 11/27/21, at Duke 01/15/22, vs Virginia Tech 03/08/23
FG Attempts	11	at Duke 01/15/22
FT Made	4	vs Colgate 11/13/21, at Miami (FL) 12/29/21
FT Attempts	6	vs Colgate 11/13/21



**Georgia Tech Men's Basketball**  
**Individual Career Summaries**  
**All games**

**GAPARE, Tafara**

				Field Goals		3-Point		F-Throws		Rebounds									Scoring	
SEASON	TEAM	GP-GS	MIN/AVG	FG-FGA	FG%	3FG-3FGA	3FG%	FT-FTA	FT%	OFF	DEF	TOT	AVG	PF-FO	A	TO	BLK	STL	PTS	AVG
2022-23	UMass	30-0	372/12.4	34-109	.312	12-45	.267	23-40	.575	15	48	63	2.1	39-0	8	33	20	14	103	3.4
2023-24	GaTech	12-5	191/15.9	21-57	.368	4-20	.200	10-17	.588	9	19	28	2.3	19-0	4	8	13	5	56	4.7
<b>TOTAL FOR GaTech</b>		<b>12-5</b>	<b>191/15.9</b>	<b>21-57</b>	<b>.368</b>	<b>4-20</b>	<b>.200</b>	<b>10-17</b>	<b>.588</b>	<b>9</b>	<b>19</b>	<b>28</b>	<b>2.3</b>	<b>19-0</b>	<b>4</b>	<b>8</b>	<b>13</b>	<b>5</b>	<b>56</b>	<b>4.7</b>
<b>TOTAL</b>		<b>42-5</b>	<b>563/13.4</b>	<b>55-166</b>	<b>.331</b>	<b>16-65</b>	<b>.246</b>	<b>33-57</b>	<b>.579</b>	<b>24</b>	<b>67</b>	<b>91</b>	<b>2.2</b>	<b>58-0</b>	<b>12</b>	<b>41</b>	<b>33</b>	<b>19</b>	<b>159</b>	<b>3.8</b>

**Single Game Highs**

Statistic	Value	
Points	20	vs Penn St. 12/16/23
Rebounds	7	vs Dartmouth 12/20/22, at Rhode Island 02/18/23, at Hawaii 12/22/23
Assists	2	vs Dartmouth 12/20/22, vs Saint Louis 01/04/23
Steals	5	vs UAlbany 12/05/22
Blocks	5	vs Saint Louis 01/04/23
FG Made	7	vs Penn St. 12/16/23
FG Attempts	16	vs Penn St. 12/16/23
3FG Made	3	vs Penn St. 12/16/23
3FG Attempts	6	vs Penn St. 12/16/23
FT Made	5	vs Saint Louis 01/04/23
FT Attempts	8	vs Saint Louis 01/04/23

**GEORGE, Naithan**

				Field Goals		3-Point		F-Throws		Rebounds									Scoring	
SEASON	TEAM	GP-GS	MIN/AVG	FG-FGA	FG%	3FG-3FGA	3FG%	FT-FTA	FT%	OFF	DEF	TOT	AVG	PF-FO	A	TO	BLK	STL	PTS	AVG
2023-24	GaTech	12-11	318/26.5	33-86	.384	7-37	.189	15-26	.577	5	21	26	2.2	18-0	55	23	1	6	88	7.3
<b>TOTAL</b>		<b>12-11</b>	<b>318/26.5</b>	<b>33-86</b>	<b>.384</b>	<b>7-37</b>	<b>.189</b>	<b>15-26</b>	<b>.577</b>	<b>5</b>	<b>21</b>	<b>26</b>	<b>2.2</b>	<b>18-0</b>	<b>55</b>	<b>23</b>	<b>1</b>	<b>6</b>	<b>88</b>	<b>7.3</b>

**Single Game Highs**

Statistic	Value	
Points	14	at Hawaii 12/22/23
Rebounds	5	at Georgia 12/05/23
Assists	11	vs Notre Dame 01/09/24
Steals	2	vs Notre Dame 01/09/24, vs Nevada 12/24/23
Blocks	1	vs Mississippi St. 11/28/23
FG Made	4	4 times
FG Attempts	12	at Hawaii 12/22/23
3FG Made	2	at Cincinnati 11/22/23, at Hawaii 12/22/23
3FG Attempts	6	at Hawaii 12/22/23
FT Made	4	at Hawaii 12/22/23
FT Attempts	6	vs Nevada 12/24/23, at Hawaii 12/22/23



**Georgia Tech Men's Basketball  
Individual Career Summaries  
All games**

**KELLY, Miles**

SEASON	TEAM	GP-GS	MIN/AVG	Field Goals		3-Point		F-Throws		Rebounds				Other					Scoring	
				FG-FGA	FG%	3FG-3FGA	3FG%	FT-FTA	FT%	OFF	DEF	TOT	AVG	PF-FO	A	TO	BLK	STL	PTS	AVG
2021-22	GaTech	30-1	434/14.5	48-118	.407	26-75	.347	13-18	.722	7	36	43	1.4	30-0	15	19	3	15	135	4.5
2022-23	GaTech	33-27	1070/32.4	167-407	.410	89-235	.379	53-59	.898	10	102	112	3.4	71-0	43	49	2	24	476	14.4
2023-24	GaTech	15-15	492/32.8	77-219	.352	30-108	.278	50-73	.685	23	65	88	5.9	31-0	30	29	4	11	234	15.6
<b>TOTAL</b>		<b>78-43</b>	<b>1995/25.6</b>	<b>292-744</b>	<b>.392</b>	<b>145-418</b>	<b>.347</b>	<b>116-150</b>	<b>.773</b>	<b>40</b>	<b>203</b>	<b>243</b>	<b>3.1</b>	<b>132-0</b>	<b>88</b>	<b>97</b>	<b>9</b>	<b>50</b>	<b>845</b>	<b>10.8</b>

**Single Game Highs**

Statistic	Value	
Points	30	at Syracuse 02/28/23
Rebounds	12	vs Mississippi St. 11/28/23
Assists	6	vs Penn St. 12/16/23
Steals	3	at North Carolina 12/10/22, at Notre Dame 01/10/23
Blocks	2	vs UMass Lowell 11/14/23
FG Made	10	at Syracuse 02/28/23
FG Attempts	24	vs Howard 11/09/23
3FG Made	7	at Syracuse 02/28/23, vs Notre Dame 01/09/24
3FG Attempts	15	vs Notre Dame 01/09/24
FT Made	8	vs Howard 11/09/23, vs Mississippi St. 11/28/23
FT Attempts	13	vs Howard 11/09/23



**MURPHY, Carter**

SEASON	TEAM	GP-GS	MIN/AVG	Field Goals		3-Point		F-Throws		Rebounds				Other					Scoring	
				FG-FGA	FG%	3FG-3FGA	3FG%	FT-FTA	FT%	OFF	DEF	TOT	AVG	PF-FO	A	TO	BLK	STL	PTS	AVG
2019-20	USAFA	13-0	57/4.4	8-17	.471	8-16	.500	7-8	.875	0	8	8	0.6	3-0	5	1	0	4	31	2.4
2020-21	USAFA	8-5	172/21.5	10-28	.357	5-19	.263	8-8	1.000	2	14	16	2.0	21-1	9	10	2	6	33	4.1
2021-22	USAFA	18-1	225/12.5	24-58	.414	10-35	.286	2-3	.667	2	26	28	1.6	31-1	9	7	1	8	60	3.3
2022-23	USAFA	31-2	549/17.7	87-174	.500	16-57	.281	34-41	.829	8	46	54	1.7	54-0	34	37	6	21	224	7.2
2023-24	GaTech	5-0	26/5.1	2-5	.400	2-5	.400	0-0	.000	0	5	5	1.0	4-0	0	0	2	0	6	1.2
<b>TOTAL FOR GaTech</b>		<b>5-0</b>	<b>26/5.1</b>	<b>2-5</b>	<b>.400</b>	<b>2-5</b>	<b>.400</b>	<b>0-0</b>	<b>.000</b>	<b>0</b>	<b>5</b>	<b>5</b>	<b>1.0</b>	<b>4-0</b>	<b>0</b>	<b>0</b>	<b>2</b>	<b>0</b>	<b>6</b>	<b>1.2</b>
<b>TOTAL</b>		<b>75-8</b>	<b>1029/13.7</b>	<b>131-282</b>	<b>.465</b>	<b>41-132</b>	<b>.311</b>	<b>51-60</b>	<b>.850</b>	<b>12</b>	<b>99</b>	<b>111</b>	<b>1.5</b>	<b>113-2</b>	<b>57</b>	<b>55</b>	<b>11</b>	<b>39</b>	<b>354</b>	<b>4.7</b>

**Single Game Highs**

Statistic	Value	
Points	19	at UNLV 03/08/23
Rebounds	6	vs New Mexico 02/24/21
Assists	5	at UNLV 03/08/23
Steals	5	at UNLV 02/24/23
Blocks	2	vs Ark.-Pine Bluff 11/30/22, at UNLV 02/24/23, at Cincinnati 11/22/23
FG Made	8	vs New Mexico 02/10/23
FG Attempts	12	vs New Mexico 02/10/23, at Utah St. 02/14/23, vs San Jose St. 03/04/23
3FG Made	4	vs JWU (Denver) 12/17/19
3FG Attempts	5	at Colorado St. 03/01/21, vs Fresno St. 02/22/22, at Bowling Green 11/07/22
FT Made	6	at UNLV 03/08/23
FT Attempts	6	vs Wyoming 01/17/23, at UNLV 03/08/23

**NDONGO, Baye**

SEASON	TEAM	GP-GS	MIN/AVG	Field Goals		3-Point		F-Throws		Rebounds				Other					Scoring	
				FG-FGA	FG%	3FG-3FGA	3FG%	FT-FTA	FT%	OFF	DEF	TOT	AVG	PF-FO	A	TO	BLK	STL	PTS	AVG
2023-24	GaTech	12-12	338/28.2	64-108	.593	3-8	.375	20-35	.571	35	75	110	9.2	35-2	13	30	16	12	151	12.6
<b>TOTAL</b>		<b>12-12</b>	<b>338/28.2</b>	<b>64-108</b>	<b>.593</b>	<b>3-8</b>	<b>.375</b>	<b>20-35</b>	<b>.571</b>	<b>35</b>	<b>75</b>	<b>110</b>	<b>9.2</b>	<b>35-2</b>	<b>13</b>	<b>30</b>	<b>16</b>	<b>12</b>	<b>151</b>	<b>12.6</b>

**Single Game Highs**

Statistic	Value	
Points	22	at Hawaii 12/22/23
Rebounds	19	vs Penn St. 12/16/23
Assists	3	vs Mississippi St. 11/28/23, at Georgia 12/05/23
Steals	3	at Georgia 12/05/23
Blocks	4	vs Duke 12/02/23
FG Made	10	at Hawaii 12/22/23
FG Attempts	15	vs Notre Dame 01/09/24
3FG Made	1	vs Duke 12/02/23, vs Boston College 01/06/24, vs Notre Dame 01/09/24
3FG Attempts	2	vs Duke 12/02/23, vs Notre Dame 01/09/24
FT Made	6	vs Nevada 12/24/23
FT Attempts	8	at Florida St. 01/03/24





**Georgia Tech Men's Basketball  
Individual Career Summaries  
All games**

**NICHOLS, Emmer**

				Field Goals		3-Point		F-Throws		Rebounds				Scoring							
SEASON	TEAM	GP-GS	MIN/AVG	FG-FGA	FG%	3FG-3FGA	3FG%	FT-FTA	FT%	OFF	DEF	TOT	AVG	PF-FO	A	TO	BLK	STL	PTS	AVG	
2023-24	GaTech	2-0	4/2.0	0-0	.000	0-0	.000	0-0	.000	1	3	4	2.0	0-0	0	0	0	0	0	0	0.0
<b>TOTAL</b>		<b>2-0</b>	<b>4/2.0</b>	<b>0-0</b>	<b>.000</b>	<b>0-0</b>	<b>.000</b>	<b>0-0</b>	<b>.000</b>	<b>1</b>	<b>3</b>	<b>4</b>	<b>2.0</b>	<b>0-0</b>	<b>0</b>	<b>0</b>	<b>0</b>	<b>0</b>	<b>0</b>	<b>0</b>	<b>0.0</b>

**Single Game Highs**

Statistic	Value
Rebounds	3 vs Alabama A&M 12/09/23

**REEVES, Kowacie**

				Field Goals		3-Point		F-Throws		Rebounds				Scoring						
SEASON	TEAM	GP-GS	MIN/AVG	FG-FGA	FG%	3FG-3FGA	3FG%	FT-FTA	FT%	OFF	DEF	TOT	AVG	PF-FO	A	TO	BLK	STL	PTS	AVG
2021-22	UF	29-10	451/15.6	50-132	.379	32-96	.333	27-36	.750	14	28	42	1.4	25-0	11	18	4	14	159	5.5
2022-23	UF	31-7	599/19.3	93-247	.377	34-130	.262	44-62	.710	12	70	82	2.6	42-1	17	34	6	17	264	8.5
2023-24	GaTech	15-15	480/32.0	63-142	.444	25-63	.397	33-40	.825	17	52	69	4.6	21-0	13	20	12	10	184	12.3
<b>TOTAL FOR GaTech</b>		<b>15-15</b>	<b>480/32.0</b>	<b>63-142</b>	<b>.444</b>	<b>25-63</b>	<b>.397</b>	<b>33-40</b>	<b>.825</b>	<b>17</b>	<b>52</b>	<b>69</b>	<b>4.6</b>	<b>21-0</b>	<b>13</b>	<b>20</b>	<b>12</b>	<b>10</b>	<b>184</b>	<b>12.3</b>
<b>TOTAL</b>		<b>75-32</b>	<b>1530/20.4</b>	<b>206-521</b>	<b>.395</b>	<b>91-289</b>	<b>.315</b>	<b>104-138</b>	<b>.754</b>	<b>43</b>	<b>150</b>	<b>193</b>	<b>2.6</b>	<b>88-1</b>	<b>41</b>	<b>72</b>	<b>22</b>	<b>41</b>	<b>607</b>	<b>8.1</b>

**Single Game Highs**

Statistic	Value
Points	21 vs Texas A&M 03/10/22
Rebounds	10 vs Alabama A&M 12/09/23
Assists	3 vs Florida A&M 11/30/22, vs Georgia 01/07/23, vs Ga. Southern 11/06/23
Steals	3 at Xavier 03/20/22, vs Ga. Southern 11/06/23
Blocks	3 at Cincinnati 11/22/23
FG Made	8 vs Florida A&M 11/30/22
FG Attempts	16 at Florida St. 01/03/24
3FG Made	4 vs Ohio 12/14/22, vs Duke 12/02/23, vs Boston College 01/06/24
3FG Attempts	8 4 times
FT Made	6 vs Texas A&M 03/10/22, vs Alabama A&M 12/09/23
FT Attempts	8 vs Texas A&M 03/10/22



**Georgia Tech Men's Basketball  
Individual Career Summaries  
All games**

**SACKO, Ibrahima**

				Field Goals		3-Point		F-Throws		Rebounds									Scoring	
SEASON	TEAM	GP-GS	MIN/AVG	FG-FGA	FG%	3FG-3FGA	3FG%	FT-FTA	FT%	OFF	DEF	TOT	AVG	PF-FO	A	TO	BLK	STL	PTS	AVG
2023-24	GaTech	11-1	122/11.1	8-18	.444	2-8	.250	1-7	.143	12	18	30	2.7	19-0	2	9	2	7	19	1.7
<b>TOTAL</b>		<b>11-1</b>	<b>122/11.1</b>	<b>8-18</b>	<b>.444</b>	<b>2-8</b>	<b>.250</b>	<b>1-7</b>	<b>.143</b>	<b>12</b>	<b>18</b>	<b>30</b>	<b>2.7</b>	<b>19-0</b>	<b>2</b>	<b>9</b>	<b>2</b>	<b>7</b>	<b>19</b>	<b>1.7</b>

**Single Game Highs**

Statistic	Value	
Points	4	vs Alabama A&M 12/09/23
Rebounds	8	vs UMass Lowell 11/14/23
Assists	1	vs UMass Lowell 11/14/23, at Georgia 12/05/23
Steals	3	vs UMass Lowell 11/14/23
Blocks	1	vs Mississippi St. 11/28/23, vs Duke 12/02/23
FG Made	2	vs Alabama A&M 12/09/23
FG Attempts	3	vs Ga. Southern 11/06/23, at Cincinnati 11/22/23, at Georgia 12/05/23
3FG Made	1	at Cincinnati 11/22/23, vs Massachusetts 12/21/23
3FG Attempts	3	at Cincinnati 11/22/23
FT Made	1	vs Howard 11/09/23
FT Attempts	2	vs Howard 11/09/23, vs UMass Lowell 11/14/23, at Georgia 12/05/23

**SAN MIGUEL, Marcos**

				Field Goals		3-Point		F-Throws		Rebounds									Scoring	
SEASON	TEAM	GP-GS	MIN/AVG	FG-FGA	FG%	3FG-3FGA	3FG%	FT-FTA	FT%	OFF	DEF	TOT	AVG	PF-FO	A	TO	BLK	STL	PTS	AVG
2023-24	GaTech	1-0	2/1.9	0-2	.000	0-1	.000	0-0	.000	1	0	1	1.0	0-0	0	1	0	0	0	0.0
<b>TOTAL</b>		<b>1-0</b>	<b>2/1.9</b>	<b>0-2</b>	<b>.000</b>	<b>0-1</b>	<b>.000</b>	<b>0-0</b>	<b>.000</b>	<b>1</b>	<b>0</b>	<b>1</b>	<b>1.0</b>	<b>0-0</b>	<b>0</b>	<b>1</b>	<b>0</b>	<b>0</b>	<b>0</b>	<b>0.0</b>

**Single Game Highs**

Statistic	Value	
Rebounds	1	vs Alabama A&M 12/09/23
FG Attempts	2	vs Alabama A&M 12/09/23
3FG Attempts	1	vs Alabama A&M 12/09/23



**STURDIVANT, Kyle**

SEASON	TEAM	GP-GS	MIN/AVG	Field Goals		3-Point		F-Throws		Rebounds				Scoring						
				FG-FGA	FG%	3FG-3FGA	3FG%	FT-FTA	FT%	OFF	DEF	TOT	AVG	PF-FO	A	TO	BLK	STL	PTS	AVG
2019-20	USC	21-0	175/8.3	16-46	.348	3-14	.214	8-9	.889	4	20	24	1.1	10-0	25	22	1	5	43	2.0
2020-21	GaTech	26-0	308/11.8	32-74	.432	8-22	.364	18-23	.783	2	22	24	0.9	27-0	27	17	2	6	90	3.5
2021-22	GaTech	32-28	808/25.2	89-216	.412	26-78	.333	39-50	.780	7	74	81	2.5	55-2	73	38	2	30	243	7.6
2022-23	GaTech	33-21	788/23.9	103-262	.393	36-112	.321	41-59	.695	7	69	76	2.3	60-0	110	53	3	24	283	8.6
2023-24	GaTech	15-0	281/18.8	38-90	.422	9-29	.310	27-32	.844	4	31	35	2.3	22-0	50	24	0	8	112	7.5
<b>TOTAL FOR GaTech</b>		<b>106-49</b>	<b>2184/20.6</b>	<b>262-642</b>	<b>.408</b>	<b>79-241</b>	<b>.328</b>	<b>125-164</b>	<b>.762</b>	<b>20</b>	<b>196</b>	<b>216</b>	<b>2.0</b>	<b>164-2</b>	<b>260</b>	<b>132</b>	<b>7</b>	<b>68</b>	<b>728</b>	<b>6.9</b>
<b>TOTAL</b>		<b>127-49</b>	<b>2359/18.6</b>	<b>278-688</b>	<b>.404</b>	<b>82-255</b>	<b>.322</b>	<b>133-173</b>	<b>.769</b>	<b>24</b>	<b>216</b>	<b>240</b>	<b>1.9</b>	<b>174-2</b>	<b>285</b>	<b>154</b>	<b>8</b>	<b>73</b>	<b>771</b>	<b>6.1</b>

**Single Game Highs**

Statistic	Value	
Points	21	vs Massachusetts 12/21/23
Rebounds	10	vs Boston College 01/06/24
Assists	10	vs Louisville 02/25/23
Steals	4	at Clemson 03/02/22
Blocks	1	8 times
FG Made	7	4 times
FG Attempts	16	at Louisville 02/01/23
3FG Made	3	vs Alabama St. 12/17/22, at NC State 02/04/23, vs Virginia Tech 02/15/23
3FG Attempts	9	at Louisville 02/01/23
FT Made	8	vs Massachusetts 12/21/23
FT Attempts	8	vs Clayton St. 11/07/22, vs Massachusetts 12/21/23



**Georgia Tech Men's Basketball  
Individual Career Summaries  
All games**

**TERRY, Lance**

SEASON	TEAM	GP-GS	MIN/AVG	Field Goals		3-Point		F-Throws		Rebounds				Other				Scoring		
				FG-FGA	FG%	3FG-3FGA	3FG%	FT-FTA	FT%	OFF	DEF	TOT	AVG	PF-FO	A	TO	BLK	STL	PTS	AVG
2019-20	GW	15-0	161/10.7	18-49	.367	13-38	.342	4-7	.571	0	22	22	1.5	21-0	5	13	3	7	53	3.5
2020-21	GW	9-6	201/22.4	31-64	.484	18-41	.439	23-25	.920	3	15	18	2.0	22-0	5	8	1	5	103	11.4
2021-22	GW	31-31	972/31.4	158-344	.459	57-163	.350	69-85	.812	26	80	106	3.4	69-1	37	44	12	32	442	14.3
2022-23	GaTech	29-21	857/29.6	106-252	.421	47-121	.388	35-43	.814	15	67	82	2.8	59-2	36	27	6	18	294	10.1
<b>TOTAL FOR GaTech</b>		<b>29-21</b>	<b>857/29.6</b>	<b>106-252</b>	<b>.421</b>	<b>47-121</b>	<b>.388</b>	<b>35-43</b>	<b>.814</b>	<b>15</b>	<b>67</b>	<b>82</b>	<b>2.8</b>	<b>59-2</b>	<b>36</b>	<b>27</b>	<b>6</b>	<b>18</b>	<b>294</b>	<b>10.1</b>
<b>TOTAL</b>		<b>84-58</b>	<b>2191/26.1</b>	<b>313-709</b>	<b>.441</b>	<b>135-363</b>	<b>.372</b>	<b>131-160</b>	<b>.819</b>	<b>44</b>	<b>184</b>	<b>228</b>	<b>2.7</b>	<b>171-3</b>	<b>83</b>	<b>92</b>	<b>22</b>	<b>62</b>	<b>892</b>	<b>10.6</b>

**Single Game Highs**

Statistic	Value	
Points	26	at Hampton 12/30/20
Rebounds	7	4 times
Assists	4	at USC Upstate 02/26/22
Steals	3	at East Carolina 12/04/21, at Florida St. 01/07/23
Blocks	2	at UNLV 11/10/21, at N.C. Central 12/15/21, at Longwood 01/15/22
FG Made	8	7 times
FG Attempts	19	at Florida St. 12/21/20
3FG Made	7	at Syracuse 02/28/23
3FG Attempts	11	vs Louisville 02/25/23
FT Made	9	at Hampton 12/30/20
FT Attempts	9	at Hampton 12/30/20, at Campbell 02/09/22

# 2023-24 BOX SCORES

		Official Basketball Box Score - Final <b>Ga. Southern at Georgia Tech</b> 11/09/23 McCamish Pavilion, Atlanta 2023-24 Men's Basketball															Game Time: 7:30 PM Game Duration: 2:01 Attendance: 3,414																																																																																																																																																																																																																																																
		Record: 0-1 Officials: Ron Groover, Janira Reneau, Joe Switzler																																																																																																																																																																																																																																																															
		<table border="1"> <thead> <tr> <th rowspan="2">NO.</th> <th rowspan="2">Name</th> <th rowspan="2">Min</th> <th rowspan="2">FG</th> <th rowspan="2">3P</th> <th rowspan="2">FT</th> <th colspan="2">Rebounds</th> <th colspan="2">Fouls</th> <th rowspan="2">TP</th> <th rowspan="2">AS</th> <th rowspan="2">TO</th> <th rowspan="2">ST</th> <th colspan="2">Blocks</th> <th rowspan="2">+/-</th> <th rowspan="2">Shooting By Period</th> </tr> <tr> <th>OR</th> <th>DR</th> <th>FF</th> <th>PF</th> <th>BS</th> <th>BA</th> <th>1st FG%</th> <th>2nd FG%</th> <th>3rd FG%</th> </tr> </thead> <tbody> <tr> <td>1</td> <td>Cam Bryant</td> <td>20:50</td> <td>3-8</td> <td>1-3</td> <td>1-1</td> <td>0</td> <td>2</td> <td>4</td> <td>3</td> <td>8</td> <td>1</td> <td>5</td> <td>1</td> <td>0</td> <td>0</td> <td>-11</td> <td>1st FG% 10-30 33.3%</td> </tr> <tr> <td>20</td> <td>Carlos Curry</td> <td>14:49</td> <td>3-5</td> <td>2-2</td> <td>1-2</td> <td>1</td> <td>3</td> <td>4</td> <td>1</td> <td>9</td> <td>0</td> <td>0</td> <td>2</td> <td>0</td> <td>-3</td> <td>3PT% 4-12 33.3%</td> </tr> <tr> <td>25</td> <td>Avaatae Parker</td> <td>22:15</td> <td>2-4</td> <td>0-1</td> <td>1-2</td> <td>0</td> <td>0</td> <td>4</td> <td>3</td> <td>5</td> <td>0</td> <td>3</td> <td>0</td> <td>0</td> <td>-18</td> <td>FT% 7-9 77.8%</td> </tr> <tr> <td>0</td> <td>Malik Tidwell</td> <td>38:44</td> <td>2-10</td> <td>0-5</td> <td>1-2</td> <td>1</td> <td>2</td> <td>3</td> <td>1</td> <td>1</td> <td>5</td> <td>4</td> <td>2</td> <td>1</td> <td>0</td> <td>-20</td> <td>2nd FG% 13-27 48.1%</td> </tr> <tr> <td>5</td> <td>Derrick Harris Jr.</td> <td>04:38</td> <td>0-2</td> <td>0-1</td> <td>0-0</td> <td>0</td> <td>1</td> <td>1</td> <td>1</td> <td>0</td> <td>0</td> <td>0</td> <td>0</td> <td>0</td> <td>0</td> <td>1</td> <td>3PT% 3-4 75%</td> </tr> <tr> <td>11</td> <td>Jamar Franklin</td> <td>31:16</td> <td>6-13</td> <td>1-3</td> <td>4-4</td> <td>1</td> <td>2</td> <td>3</td> <td>2</td> <td>17</td> <td>0</td> <td>2</td> <td>1</td> <td>0</td> <td>-2</td> <td>GMFG% 23-57 40.4%</td> </tr> <tr> <td>12</td> <td>Tyren Moore</td> <td>19:31</td> <td>4-9</td> <td>2-5</td> <td>0-0</td> <td>1</td> <td>3</td> <td>4</td> <td>1</td> <td>10</td> <td>1</td> <td>3</td> <td>1</td> <td>0</td> <td>0</td> <td>-15</td> <td>3PT% 6-22 27.3%</td> </tr> <tr> <td>14</td> <td>Collin Kuhl</td> <td>19:18</td> <td>2-3</td> <td>0-0</td> <td>2-2</td> <td>3</td> <td>2</td> <td>5</td> <td>0</td> <td>3</td> <td>6</td> <td>0</td> <td>0</td> <td>0</td> <td>0</td> <td>-7</td> <td>FT% 10-13 76.9%</td> </tr> <tr> <td>23</td> <td>Nate Brafford</td> <td>25:29</td> <td>1-3</td> <td>0-2</td> <td>0-0</td> <td>0</td> <td>0</td> <td>5</td> <td>2</td> <td>2</td> <td>0</td> <td>1</td> <td>0</td> <td>0</td> <td>0</td> <td>-19</td> <td>Dead Ball Rebounds: 2, 1</td> </tr> <tr> <td>13</td> <td>Eren Banks</td> <td>03:10</td> <td>0-0</td> <td>0-0</td> <td>0-0</td> <td>0</td> <td>0</td> <td>0</td> <td>0</td> <td>0</td> <td>0</td> <td>0</td> <td>0</td> <td>0</td> <td>0</td> <td>-2</td> <td></td> </tr> <tr> <td colspan="2">Team</td> <td colspan="2"></td> <td colspan="2"></td> <td colspan="2">4</td> <td colspan="2">6</td> <td colspan="2">0</td> <td colspan="2">0</td> <td colspan="2"></td> <td colspan="2"></td> </tr> <tr> <td colspan="2">Totals</td> <td>23:57</td> <td>6-22</td> <td>10-13</td> <td>11</td> <td>22</td> <td>33</td> <td>23</td> <td>14</td> <td>62</td> <td>6</td> <td>18</td> <td>5</td> <td>2</td> <td>4</td> <td>-22</td> <td></td> </tr> </tbody> </table>																		NO.	Name	Min	FG	3P	FT	Rebounds		Fouls		TP	AS	TO	ST	Blocks		+/-	Shooting By Period	OR	DR	FF	PF	BS	BA	1st FG%	2nd FG%	3rd FG%	1	Cam Bryant	20:50	3-8	1-3	1-1	0	2	4	3	8	1	5	1	0	0	-11	1st FG% 10-30 33.3%	20	Carlos Curry	14:49	3-5	2-2	1-2	1	3	4	1	9	0	0	2	0	-3	3PT% 4-12 33.3%	25	Avaatae Parker	22:15	2-4	0-1	1-2	0	0	4	3	5	0	3	0	0	-18	FT% 7-9 77.8%	0	Malik Tidwell	38:44	2-10	0-5	1-2	1	2	3	1	1	5	4	2	1	0	-20	2nd FG% 13-27 48.1%	5	Derrick Harris Jr.	04:38	0-2	0-1	0-0	0	1	1	1	0	0	0	0	0	0	1	3PT% 3-4 75%	11	Jamar Franklin	31:16	6-13	1-3	4-4	1	2	3	2	17	0	2	1	0	-2	GMFG% 23-57 40.4%	12	Tyren Moore	19:31	4-9	2-5	0-0	1	3	4	1	10	1	3	1	0	0	-15	3PT% 6-22 27.3%	14	Collin Kuhl	19:18	2-3	0-0	2-2	3	2	5	0	3	6	0	0	0	0	-7	FT% 10-13 76.9%	23	Nate Brafford	25:29	1-3	0-2	0-0	0	0	5	2	2	0	1	0	0	0	-19	Dead Ball Rebounds: 2, 1	13	Eren Banks	03:10	0-0	0-0	0-0	0	0	0	0	0	0	0	0	0	0	-2		Team						4		6		0		0						Totals		23:57	6-22	10-13	11	22	33	23	14	62	6	18	5	2	4
NO.	Name	Min	FG	3P	FT	Rebounds		Fouls		TP	AS	TO	ST	Blocks		+/-	Shooting By Period																																																																																																																																																																																																																																																
						OR	DR	FF	PF					BS	BA			1st FG%	2nd FG%	3rd FG%																																																																																																																																																																																																																																													
1	Cam Bryant	20:50	3-8	1-3	1-1	0	2	4	3	8	1	5	1	0	0	-11	1st FG% 10-30 33.3%																																																																																																																																																																																																																																																
20	Carlos Curry	14:49	3-5	2-2	1-2	1	3	4	1	9	0	0	2	0	-3	3PT% 4-12 33.3%																																																																																																																																																																																																																																																	
25	Avaatae Parker	22:15	2-4	0-1	1-2	0	0	4	3	5	0	3	0	0	-18	FT% 7-9 77.8%																																																																																																																																																																																																																																																	
0	Malik Tidwell	38:44	2-10	0-5	1-2	1	2	3	1	1	5	4	2	1	0	-20	2nd FG% 13-27 48.1%																																																																																																																																																																																																																																																
5	Derrick Harris Jr.	04:38	0-2	0-1	0-0	0	1	1	1	0	0	0	0	0	0	1	3PT% 3-4 75%																																																																																																																																																																																																																																																
11	Jamar Franklin	31:16	6-13	1-3	4-4	1	2	3	2	17	0	2	1	0	-2	GMFG% 23-57 40.4%																																																																																																																																																																																																																																																	
12	Tyren Moore	19:31	4-9	2-5	0-0	1	3	4	1	10	1	3	1	0	0	-15	3PT% 6-22 27.3%																																																																																																																																																																																																																																																
14	Collin Kuhl	19:18	2-3	0-0	2-2	3	2	5	0	3	6	0	0	0	0	-7	FT% 10-13 76.9%																																																																																																																																																																																																																																																
23	Nate Brafford	25:29	1-3	0-2	0-0	0	0	5	2	2	0	1	0	0	0	-19	Dead Ball Rebounds: 2, 1																																																																																																																																																																																																																																																
13	Eren Banks	03:10	0-0	0-0	0-0	0	0	0	0	0	0	0	0	0	0	-2																																																																																																																																																																																																																																																	
Team						4		6		0		0																																																																																																																																																																																																																																																					
Totals		23:57	6-22	10-13	11	22	33	23	14	62	6	18	5	2	4	-22																																																																																																																																																																																																																																																	

		Official Basketball Box Score - Final <b>Howard at Georgia Tech</b> 11/09/23 McCamish Pavilion, Atlanta 2023-24 Men's Basketball															Game Time: 7:30 PM Game Duration: 2:14 Attendance: 3,002																																																																																																																																																																																																														
		Record: 1-1 Officials: Tod Valentine, Tony Henderson, Michael Roberts																																																																																																																																																																																																																													
		<table border="1"> <thead> <tr> <th rowspan="2">NO.</th> <th rowspan="2">Name</th> <th rowspan="2">Min</th> <th rowspan="2">FG</th> <th rowspan="2">3P</th> <th rowspan="2">FT</th> <th colspan="2">Rebounds</th> <th colspan="2">Fouls</th> <th rowspan="2">TP</th> <th rowspan="2">AS</th> <th rowspan="2">TO</th> <th rowspan="2">ST</th> <th colspan="2">Blocks</th> <th rowspan="2">+/-</th> <th rowspan="2">Shooting By Period</th> </tr> <tr> <th>OR</th> <th>DR</th> <th>FF</th> <th>PF</th> <th>BS</th> <th>BA</th> <th>1st FG%</th> <th>2nd FG%</th> <th>3rd FG%</th> </tr> </thead> <tbody> <tr> <td>2</td> <td>Dom Campbell</td> <td>18:23</td> <td>2-6</td> <td>0-0</td> <td>0-0</td> <td>3</td> <td>1</td> <td>4</td> <td>5</td> <td>1</td> <td>4</td> <td>0</td> <td>1</td> <td>0</td> <td>0</td> <td>-1</td> <td>1st FG% 18-31 58.1%</td> </tr> <tr> <td>22</td> <td>Shy Odum</td> <td>37:10</td> <td>9-17</td> <td>0-2</td> <td>4-6</td> <td>1</td> <td>6</td> <td>7</td> <td>2</td> <td>4</td> <td>22</td> <td>4</td> <td>3</td> <td>1</td> <td>-5</td> <td>3PT% 3-9 33.3%</td> </tr> <tr> <td>0</td> <td>Marcus Dockery</td> <td>34:44</td> <td>3-13</td> <td>1-8</td> <td>0-0</td> <td>1</td> <td>4</td> <td>5</td> <td>1</td> <td>2</td> <td>7</td> <td>4</td> <td>2</td> <td>0</td> <td>0</td> <td>-1</td> <td>FT% 8-16 50%</td> </tr> <tr> <td>3</td> <td>Isiah Warfield</td> <td>31:09</td> <td>2-3</td> <td>1-2</td> <td>4-5</td> <td>1</td> <td>6</td> <td>7</td> <td>1</td> <td>3</td> <td>9</td> <td>0</td> <td>2</td> <td>0</td> <td>0</td> <td>-2</td> <td>2nd FG% 12-29 41.4%</td> </tr> <tr> <td>34</td> <td>Bryce Harris</td> <td>30:35</td> <td>7-11</td> <td>0-3</td> <td>3-6</td> <td>5</td> <td>3</td> <td>8</td> <td>5</td> <td>4</td> <td>17</td> <td>2</td> <td>2</td> <td>0</td> <td>0</td> <td>1</td> <td>3PT% 13-12 91.7%</td> </tr> <tr> <td>4</td> <td>Miles Stewart</td> <td>05:38</td> <td>0-0</td> <td>0-0</td> <td>1-2</td> <td>0</td> <td>1</td> <td>1</td> <td>1</td> <td>1</td> <td>1</td> <td>0</td> <td>0</td> <td>0</td> <td>0</td> <td>5</td> <td>GMFG% 30-60 50.0%</td> </tr> <tr> <td>30</td> <td>Joshua Strong</td> <td>28:16</td> <td>5-8</td> <td>3-5</td> <td>5-7</td> <td>0</td> <td>2</td> <td>2</td> <td>1</td> <td>3</td> <td>18</td> <td>1</td> <td>1</td> <td>0</td> <td>0</td> <td>-8</td> <td>3PT% 6-21 28.6%</td> </tr> <tr> <td>23</td> <td>Jordan Hairston</td> <td>14:05</td> <td>2-2</td> <td>1-1</td> <td>2-2</td> <td>0</td> <td>2</td> <td>2</td> <td>3</td> <td>1</td> <td>7</td> <td>0</td> <td>1</td> <td>1</td> <td>0</td> <td>-6</td> <td>FT% 19-29 67.9%</td> </tr> <tr> <td colspan="2">Team</td> <td colspan="2"></td> <td colspan="2"></td> <td colspan="2">0</td> <td colspan="2">1</td> <td colspan="2">0</td> <td colspan="2">1</td> <td colspan="2"></td> <td colspan="2"></td> </tr> <tr> <td colspan="2">Totals</td> <td>30:60</td> <td>6-21</td> <td>19-28</td> <td>11</td> <td>26</td> <td>37</td> <td>19</td> <td>19</td> <td>85</td> <td>11</td> <td>14</td> <td>5</td> <td>6</td> <td>3</td> <td>-3</td> <td>Dead Ball Rebounds: 7, 1</td> </tr> </tbody> </table>																		NO.	Name	Min	FG	3P	FT	Rebounds		Fouls		TP	AS	TO	ST	Blocks		+/-	Shooting By Period	OR	DR	FF	PF	BS	BA	1st FG%	2nd FG%	3rd FG%	2	Dom Campbell	18:23	2-6	0-0	0-0	3	1	4	5	1	4	0	1	0	0	-1	1st FG% 18-31 58.1%	22	Shy Odum	37:10	9-17	0-2	4-6	1	6	7	2	4	22	4	3	1	-5	3PT% 3-9 33.3%	0	Marcus Dockery	34:44	3-13	1-8	0-0	1	4	5	1	2	7	4	2	0	0	-1	FT% 8-16 50%	3	Isiah Warfield	31:09	2-3	1-2	4-5	1	6	7	1	3	9	0	2	0	0	-2	2nd FG% 12-29 41.4%	34	Bryce Harris	30:35	7-11	0-3	3-6	5	3	8	5	4	17	2	2	0	0	1	3PT% 13-12 91.7%	4	Miles Stewart	05:38	0-0	0-0	1-2	0	1	1	1	1	1	0	0	0	0	5	GMFG% 30-60 50.0%	30	Joshua Strong	28:16	5-8	3-5	5-7	0	2	2	1	3	18	1	1	0	0	-8	3PT% 6-21 28.6%	23	Jordan Hairston	14:05	2-2	1-1	2-2	0	2	2	3	1	7	0	1	1	0	-6	FT% 19-29 67.9%	Team						0		1		0		1						Totals		30:60	6-21	19-28	11	26	37	19	19	85	11	14	5	6	3
NO.	Name	Min	FG	3P	FT	Rebounds		Fouls		TP	AS	TO	ST	Blocks		+/-	Shooting By Period																																																																																																																																																																																																														
						OR	DR	FF	PF					BS	BA			1st FG%	2nd FG%	3rd FG%																																																																																																																																																																																																											
2	Dom Campbell	18:23	2-6	0-0	0-0	3	1	4	5	1	4	0	1	0	0	-1	1st FG% 18-31 58.1%																																																																																																																																																																																																														
22	Shy Odum	37:10	9-17	0-2	4-6	1	6	7	2	4	22	4	3	1	-5	3PT% 3-9 33.3%																																																																																																																																																																																																															
0	Marcus Dockery	34:44	3-13	1-8	0-0	1	4	5	1	2	7	4	2	0	0	-1	FT% 8-16 50%																																																																																																																																																																																																														
3	Isiah Warfield	31:09	2-3	1-2	4-5	1	6	7	1	3	9	0	2	0	0	-2	2nd FG% 12-29 41.4%																																																																																																																																																																																																														
34	Bryce Harris	30:35	7-11	0-3	3-6	5	3	8	5	4	17	2	2	0	0	1	3PT% 13-12 91.7%																																																																																																																																																																																																														
4	Miles Stewart	05:38	0-0	0-0	1-2	0	1	1	1	1	1	0	0	0	0	5	GMFG% 30-60 50.0%																																																																																																																																																																																																														
30	Joshua Strong	28:16	5-8	3-5	5-7	0	2	2	1	3	18	1	1	0	0	-8	3PT% 6-21 28.6%																																																																																																																																																																																																														
23	Jordan Hairston	14:05	2-2	1-1	2-2	0	2	2	3	1	7	0	1	1	0	-6	FT% 19-29 67.9%																																																																																																																																																																																																														
Team						0		1		0		1																																																																																																																																																																																																																			
Totals		30:60	6-21	19-28	11	26	37	19	19	85	11	14	5	6	3	-3	Dead Ball Rebounds: 7, 1																																																																																																																																																																																																														

		Official Basketball Box Score - Final <b>Georgia Tech - 84</b>															Technical Fouls: Moore 1 <sup>st</sup> 5:49 Bryant 2 <sup>nd</sup> 14:40 Franklin 2 <sup>nd</sup> 1:19																																																																																																																																																																																																																																	
		Record: 1-0																																																																																																																																																																																																																																																
		<table border="1"> <thead> <tr> <th rowspan="2">NO.</th> <th rowspan="2">Name</th> <th rowspan="2">Min</th> <th rowspan="2">FG</th> <th rowspan="2">3P</th> <th rowspan="2">FT</th> <th colspan="2">Rebounds</th> <th colspan="2">Fouls</th> <th rowspan="2">TP</th> <th rowspan="2">AS</th> <th rowspan="2">TO</th> <th rowspan="2">ST</th> <th colspan="2">Blocks</th> <th rowspan="2">+/-</th> <th rowspan="2">Shooting By Period</th> </tr> <tr> <th>OR</th> <th>DR</th> <th>FF</th> <th>PF</th> <th>BS</th> <th>BA</th> <th>1st FG%</th> <th>2nd FG%</th> <th>3rd FG%</th> </tr> </thead> <tbody> <tr> <td>5</td> <td>Tafara Gapare</td> <td>15:55</td> <td>1-6</td> <td>0-1</td> <td>0-0</td> <td>1</td> <td>0</td> <td>1</td> <td>0</td> <td>2</td> <td>0</td> <td>1</td> <td>1</td> <td>3</td> <td>1</td> <td>-3</td> <td>1st FG% 10-30 33.3%</td> </tr> <tr> <td>12</td> <td>Tyzhaun Claude</td> <td>29:50</td> <td>3-8</td> <td>0-2</td> <td>4-6</td> <td>5</td> <td>5</td> <td>10</td> <td>5</td> <td>10</td> <td>3</td> <td>0</td> <td>2</td> <td>0</td> <td>0</td> <td>14</td> <td>3PT% 4-15 26.7%</td> </tr> <tr> <td>13</td> <td>Miles Kelly</td> <td>30:29</td> <td>9-18</td> <td>4-9</td> <td>3-5</td> <td>2</td> <td>3</td> <td>5</td> <td>3</td> <td>25</td> <td>3</td> <td>2</td> <td>2</td> <td>0</td> <td>0</td> <td>17</td> <td>FT% 8-15 53.3%</td> </tr> <tr> <td>14</td> <td>Kowacia Reeves</td> <td>32:42</td> <td>4-7</td> <td>3-5</td> <td>4-4</td> <td>1</td> <td>2</td> <td>3</td> <td>1</td> <td>5</td> <td>3</td> <td>2</td> <td>3</td> <td>1</td> <td>0</td> <td>14</td> <td>2nd FG% 17-30 56.7%</td> </tr> <tr> <td>24</td> <td>Amaree Abram</td> <td>16:39</td> <td>1-4</td> <td>1-3</td> <td>2-4</td> <td>0</td> <td>2</td> <td>2</td> <td>1</td> <td>1</td> <td>5</td> <td>2</td> <td>3</td> <td>0</td> <td>0</td> <td>2</td> <td>3PT% 9-14 64.3%</td> </tr> <tr> <td>1</td> <td>Kyle Sturdivant</td> <td>27:43</td> <td>3-5</td> <td>2-3</td> <td>0-0</td> <td>0</td> <td>4</td> <td>4</td> <td>2</td> <td>0</td> <td>8</td> <td>6</td> <td>1</td> <td>1</td> <td>0</td> <td>25</td> <td>FT% 9-14 64.3%</td> </tr> <tr> <td>10</td> <td>Ebenezer Dowuona</td> <td>08:22</td> <td>1-2</td> <td>0-0</td> <td>0-1</td> <td>3</td> <td>1</td> <td>4</td> <td>3</td> <td>1</td> <td>2</td> <td>0</td> <td>0</td> <td>0</td> <td>0</td> <td>1</td> <td>GMFG% 27-60 45.0%</td> </tr> <tr> <td>3</td> <td>Dallan "Deebo" Coleman</td> <td>25:49</td> <td>5-7</td> <td>3-5</td> <td>4-7</td> <td>0</td> <td>0</td> <td>2</td> <td>5</td> <td>17</td> <td>0</td> <td>0</td> <td>0</td> <td>0</td> <td>0</td> <td>25</td> <td>3PT% 13-29 44.8%</td> </tr> <tr> <td>23</td> <td>Ibrahima Sacko</td> <td>12:31</td> <td>0-3</td> <td>0-1</td> <td>0-0</td> <td>2</td> <td>2</td> <td>0</td> <td>2</td> <td>0</td> <td>0</td> <td>2</td> <td>1</td> <td>0</td> <td>1</td> <td>15</td> <td>FT% 17-27 63.0%</td> </tr> <tr> <td colspan="2">Team</td> <td colspan="2"></td> <td colspan="2"></td> <td colspan="2">1</td> <td colspan="2">3</td> <td colspan="2">4</td> <td colspan="2">0</td> <td colspan="2">2</td> <td colspan="2"></td> </tr> <tr> <td colspan="2">Totals</td> <td>27:60</td> <td>13-29</td> <td>17-27</td> <td>15</td> <td>22</td> <td>37</td> <td>16</td> <td>20</td> <td>84</td> <td>17</td> <td>13</td> <td>10</td> <td>4</td> <td>2</td> <td>22</td> <td>Dead Ball Rebounds: 5, 2</td> </tr> </tbody> </table>																		NO.	Name	Min	FG	3P	FT	Rebounds		Fouls		TP	AS	TO	ST	Blocks		+/-	Shooting By Period	OR	DR	FF	PF	BS	BA	1st FG%	2nd FG%	3rd FG%	5	Tafara Gapare	15:55	1-6	0-1	0-0	1	0	1	0	2	0	1	1	3	1	-3	1st FG% 10-30 33.3%	12	Tyzhaun Claude	29:50	3-8	0-2	4-6	5	5	10	5	10	3	0	2	0	0	14	3PT% 4-15 26.7%	13	Miles Kelly	30:29	9-18	4-9	3-5	2	3	5	3	25	3	2	2	0	0	17	FT% 8-15 53.3%	14	Kowacia Reeves	32:42	4-7	3-5	4-4	1	2	3	1	5	3	2	3	1	0	14	2nd FG% 17-30 56.7%	24	Amaree Abram	16:39	1-4	1-3	2-4	0	2	2	1	1	5	2	3	0	0	2	3PT% 9-14 64.3%	1	Kyle Sturdivant	27:43	3-5	2-3	0-0	0	4	4	2	0	8	6	1	1	0	25	FT% 9-14 64.3%	10	Ebenezer Dowuona	08:22	1-2	0-0	0-1	3	1	4	3	1	2	0	0	0	0	1	GMFG% 27-60 45.0%	3	Dallan "Deebo" Coleman	25:49	5-7	3-5	4-7	0	0	2	5	17	0	0	0	0	0	25	3PT% 13-29 44.8%	23	Ibrahima Sacko	12:31	0-3	0-1	0-0	2	2	0	2	0	0	2	1	0	1	15	FT% 17-27 63.0%	Team						1		3		4		0		2				Totals		27:60	13-29	17-27	15	22	37	16	20	84	17	13	10	4	2
NO.	Name	Min	FG	3P	FT	Rebounds		Fouls		TP	AS	TO	ST	Blocks		+/-	Shooting By Period																																																																																																																																																																																																																																	
						OR	DR	FF	PF					BS	BA			1st FG%	2nd FG%	3rd FG%																																																																																																																																																																																																																														
5	Tafara Gapare	15:55	1-6	0-1	0-0	1	0	1	0	2	0	1	1	3	1	-3	1st FG% 10-30 33.3%																																																																																																																																																																																																																																	
12	Tyzhaun Claude	29:50	3-8	0-2	4-6	5	5	10	5	10	3	0	2	0	0	14	3PT% 4-15 26.7%																																																																																																																																																																																																																																	
13	Miles Kelly	30:29	9-18	4-9	3-5	2	3	5	3	25	3	2	2	0	0	17	FT% 8-15 53.3%																																																																																																																																																																																																																																	
14	Kowacia Reeves	32:42	4-7	3-5	4-4	1	2	3	1	5	3	2	3	1	0	14	2nd FG% 17-30 56.7%																																																																																																																																																																																																																																	
24	Amaree Abram	16:39	1-4	1-3	2-4	0	2	2	1	1	5	2	3	0	0	2	3PT% 9-14 64.3%																																																																																																																																																																																																																																	
1	Kyle Sturdivant	27:43	3-5	2-3	0-0	0	4	4	2	0	8	6	1	1	0	25	FT% 9-14 64.3%																																																																																																																																																																																																																																	
10	Ebenezer Dowuona	08:22	1-2	0-0	0-1	3	1	4	3	1	2	0	0	0	0	1	GMFG% 27-60 45.0%																																																																																																																																																																																																																																	
3	Dallan "Deebo" Coleman	25:49	5-7	3-5	4-7	0	0	2	5	17	0	0	0	0	0	25	3PT% 13-29 44.8%																																																																																																																																																																																																																																	
23	Ibrahima Sacko	12:31	0-3	0-1	0-0	2	2	0	2	0	0	2	1	0	1	15	FT% 17-27 63.0%																																																																																																																																																																																																																																	
Team						1		3		4		0		2																																																																																																																																																																																																																																				
Totals		27:60	13-29	17-27	15	22	37	16	20	84	17	13	10	4	2	22	Dead Ball Rebounds: 5, 2																																																																																																																																																																																																																																	

Biggest lead	GaSo	GaTech	Points from Turnovers	GaSo	GaTech	Period by Period Scoring	
	6 (1 <sup>st</sup> 15:09)	22 (2 <sup>nd</sup> 0:45)		11	19		1st 2nd TOT
	7 (1 <sup>st</sup> 15:09)	7 (1 <sup>st</sup> 3:21)		31	31		62
Best Scoring Run	13	14	Paint	30	26	GaTech	
Lead Changes	13	14	Second Chance	13	14		32
Times Tied	6	6	Fast Breaks	4	10		52
Time with Lead	11:31	24:29	Bench	35	27	84	

		Official Basketball Box Score - Final <b>Georgia Tech - 88</b>															Technical Fouls: NONE																																																																																																																																																																																																																																																									
		Record: 2-0																																																																																																																																																																																																																																																																								
		<table border="1"> <thead> <tr> <th rowspan="2">NO.</th> <th rowspan="2">Name</th> <th rowspan="2">Min</th> <th rowspan="2">FG</th> <th rowspan="2">3P</th> <th rowspan="2">FT</th> <th colspan="2">Rebounds</th> <th colspan="2">Fouls</th> <th rowspan="2">TP</th> <th rowspan="2">AS</th> <th rowspan="2">TO</th> <th rowspan="2">ST</th> <th colspan="2">Blocks</th> <th rowspan="2">+/-</th> <th rowspan="2">Shooting By Period</th> </tr> <tr> <th>OR</th> <th>DR</th> <th>FF</th> <th>PF</th> <th>BS</th> <th>BA</th> <th>1st FG%</th> <th>2nd FG%</th> <th>3rd FG%</th> </tr> </thead> <tbody> <tr> <td>5</td> <td>Tafara Gapare</td> <td>09:37</td> <td>0-2</td> <td>0-0</td> <td>0-0</td> <td>0</td> <td>2</td> <td>2</td> <td>3</td> <td>0</td> <td>0</td> <td>0</td> <td>1</td> <td>1</td> <td>0</td> <td>0</td> <td>-4</td> <td>1st FG% 17-42 40.5%</td> </tr> <tr> <td>12</td> <td>Tyzhaun Claude</td> <td>27:32</td> <td>8-15</td> <td>1-2</td> <td>2-4</td> <td>3</td> <td>3</td> <td>6</td> <td>5</td> <td>2</td> <td>19</td> <td>3</td> <td>1</td> <td>1</td> <td>0</td> <td>3</td> <td>9</td> <td>3PT% 2-9 22.2%</td> </tr> <tr> <td>13</td> <td>Miles Kelly</td> <td>35:15</td> <td>9-24</td> <td>1-5</td> <td>8-13</td> <td>4</td> <td>2</td> <td>6</td> <td>1</td> <td>8</td> <td>27</td> <td>2</td> <td>0</td> <td>0</td> <td>0</td> <td>2</td> <td>7</td> <td>FT% 5-8 62.5%</td> </tr> <tr> <td>14</td> <td>Kowacia Reeves</td> <td>35:04</td> <td>6-10</td> <td>1-4</td> <td>2-3</td> <td>3</td> <td>4</td> <td>7</td> <td>0</td> <td>3</td> <td>15</td> <td>2</td> <td>1</td> <td>1</td> <td>0</td> <td>6</td> <td>2nd FG% 17-35 48.6%</td> </tr> <tr> <td>24</td> <td>Amaree Abram</td> <td>20:23</td> <td>2-8</td> <td>0-2</td> <td>2-3</td> <td>2</td> <td>2</td> <td>4</td> <td>1</td> <td>2</td> <td>6</td> <td>3</td> <td>1</td> <td>1</td> <td>0</td> <td>1</td> <td>1</td> <td>3PT% 2-9 22.2%</td> </tr> <tr> <td>1</td> <td>Kyle Sturdivant</td> <td>22:08</td> <td>5-12</td> <td>0-1</td> <td>1-1</td> <td>1</td> <td>1</td> <td>2</td> <td>3</td> <td>1</td> <td>11</td> <td>2</td> <td>0</td> <td>0</td> <td>0</td> <td>0</td> <td>1</td> <td>FT% 11-19 57.9%</td> </tr> <tr> <td>3</td> <td>Dallan "Deebo" Coleman</td> <td>28:16</td> <td>3-5</td> <td>1-2</td> <td>0-1</td> <td>1</td> <td>3</td> <td>4</td> <td>3</td> <td>1</td> <td>7</td> <td>0</td> <td>0</td> <td>1</td> <td>0</td> <td>4</td> <td>GMFG% 34-77 44.2%</td> </tr> <tr> <td>10</td> <td>Ebenezer Dowuona</td> <td>05:54</td> <td>1-1</td> <td>0-0</td> <td>0-0</td> <td>1</td> <td>0</td> <td>1</td> <td>1</td> <td>0</td> <td>2</td> <td>0</td> <td>0</td> <td>0</td> <td>0</td> <td>0</td> <td>1</td> <td>3PT% 4-18 22.2%</td> </tr> <tr> <td>4</td> <td>Carter Murphy</td> <td>02:59</td> <td>0-0</td> <td>0-0</td> <td>0-0</td> <td>0</td> <td>0</td> <td>0</td> <td>1</td> <td>0</td> <td>0</td> <td>0</td> <td>0</td> <td>0</td> <td>0</td> <td>-2</td> <td>FT% 16-27 59.3%</td> </tr> <tr> <td>23</td> <td>Ibrahima Sacko</td> <td>12:52</td> <td>0-0</td> <td>0-0</td> <td>1-2</td> <td>0</td> <td>3</td> <td>2</td> <td>1</td> <td>0</td> <td>0</td> <td>1</td> <td>0</td> <td>0</td> <td>0</td> <td>-5</td> <td>Dead Ball Rebounds: 5, 0</td> </tr> <tr> <td colspan="2">Team</td> <td colspan="2"></td> <td colspan="2"></td> <td colspan="2">7</td> <td colspan="2">8</td> <td colspan="2">0</td> <td colspan="2">0</td> <td colspan="2"></td> <td colspan="2"></td> </tr> <tr> <td colspan="2">Totals</td> <td>34:77</td> <td>4-16</td> <td>16-27</td> <td>22</td> <td>21</td> <td>43</td> <td>19</td> <td>18</td> <td>12</td> <td>7</td> <td>6</td> <td>3</td> <td>6</td> <td>3</td> <td>3</td> <td>Technical Fouls: NONE</td> </tr> </tbody> </table>																		NO.	Name	Min	FG	3P	FT	Rebounds		Fouls		TP	AS	TO	ST	Blocks		+/-	Shooting By Period	OR	DR	FF	PF	BS	BA	1st FG%	2nd FG%	3rd FG%	5	Tafara Gapare	09:37	0-2	0-0	0-0	0	2	2	3	0	0	0	1	1	0	0	-4	1st FG% 17-42 40.5%	12	Tyzhaun Claude	27:32	8-15	1-2	2-4	3	3	6	5	2	19	3	1	1	0	3	9	3PT% 2-9 22.2%	13	Miles Kelly	35:15	9-24	1-5	8-13	4	2	6	1	8	27	2	0	0	0	2	7	FT% 5-8 62.5%	14	Kowacia Reeves	35:04	6-10	1-4	2-3	3	4	7	0	3	15	2	1	1	0	6	2nd FG% 17-35 48.6%	24	Amaree Abram	20:23	2-8	0-2	2-3	2	2	4	1	2	6	3	1	1	0	1	1	3PT% 2-9 22.2%	1	Kyle Sturdivant	22:08	5-12	0-1	1-1	1	1	2	3	1	11	2	0	0	0	0	1	FT% 11-19 57.9%	3	Dallan "Deebo" Coleman	28:16	3-5	1-2	0-1	1	3	4	3	1	7	0	0	1	0	4	GMFG% 34-77 44.2%	10	Ebenezer Dowuona	05:54	1-1	0-0	0-0	1	0	1	1	0	2	0	0	0	0	0	1	3PT% 4-18 22.2%	4	Carter Murphy	02:59	0-0	0-0	0-0	0	0	0	1	0	0	0	0	0	0	-2	FT% 16-27 59.3%	23	Ibrahima Sacko	12:52	0-0	0-0	1-2	0	3	2	1	0	0	1	0	0	0	-5	Dead Ball Rebounds: 5, 0	Team						7		8		0		0						Totals		34:77	4-16	16-27	22	21	43	19	18	12	7	6	3	6	3
NO.	Name	Min	FG	3P	FT	Rebounds		Fouls		TP	AS	TO	ST	Blocks		+/-	Shooting By Period																																																																																																																																																																																																																																																									
						OR	DR	FF	PF					BS	BA			1st FG%	2nd FG%	3rd FG%																																																																																																																																																																																																																																																						
5	Tafara Gapare	09:37	0-2	0-0	0-0	0	2	2	3	0	0	0	1	1	0	0	-4	1st FG% 17-42 40.5%																																																																																																																																																																																																																																																								
12	Tyzhaun Claude	27:32	8-15	1-2	2-4	3	3	6	5	2	19	3	1	1	0	3	9	3PT% 2-9 22.2%																																																																																																																																																																																																																																																								
13	Miles Kelly	35:15	9-24	1-5	8-13	4	2	6	1	8	27	2	0	0	0	2	7	FT% 5-8 62.5%																																																																																																																																																																																																																																																								
14	Kowacia Reeves	35:04	6-10	1-4	2-3	3	4	7	0	3	15	2	1	1	0	6	2nd FG% 17-35 48.6%																																																																																																																																																																																																																																																									
24	Amaree Abram	20:23	2-8	0-2	2-3	2	2	4	1	2	6	3	1	1	0	1	1	3PT% 2-9 22.2%																																																																																																																																																																																																																																																								
1	Kyle Sturdivant	22:08	5-12	0-1	1-1	1	1	2	3	1	11	2	0	0	0	0	1	FT% 11-19 57.9%																																																																																																																																																																																																																																																								
3	Dallan "Deebo" Coleman	28:16	3-5	1-2	0-1	1	3	4	3	1	7	0	0	1	0	4	GMFG% 34-77 44.2%																																																																																																																																																																																																																																																									
10	Ebenezer Dowuona	05:54	1-1	0-0	0-0	1	0	1	1	0	2	0	0	0	0	0	1	3PT% 4-18 22.2%																																																																																																																																																																																																																																																								
4	Carter Murphy	02:59	0-0	0-0	0-0	0	0	0	1	0	0	0	0	0	0	-2	FT% 16-27 59.3%																																																																																																																																																																																																																																																									
23	Ibrahima Sacko	12:52	0-0	0-0	1-2	0	3	2	1	0	0	1	0	0	0	-5	Dead Ball Rebounds: 5, 0																																																																																																																																																																																																																																																									
Team						7		8		0		0																																																																																																																																																																																																																																																														
Totals		34:77	4-16	16-27	22	21	43	19	18	12	7	6	3	6	3	3	Technical Fouls: NONE																																																																																																																																																																																																																																																									

Biggest lead	Howard	GaTech	Points from Turnovers	Howard	GaTech	Period by Period Scoring	
	14 (2 <sup>nd</sup> 16:55)	6 (2 <sup>nd</sup> 0:08)		6	17		1st 2nd TOT
	11 (2 <sup>nd</sup> 17:55)	11 (2 <sup>nd</sup> 13:13)		46	50		Howard 47 38 85
Best Scoring Run	8	16	Paint	46	50	GaTech 41 47 88	
Lead Changes	8	16	Second Chance	11	16		
Times Tied	5	5	Fast Breaks	12	13		
Time with Lead	30:31	07:42	Bench	26	21		

		Official Basketball Box Score - Final <b>UMass Lowell at Georgia Tech</b> 11/14/23 McCamish Pavilion, Atlanta 2023-24 Men's Basketball															Game Time: 7:30 PM Game Duration: 2:10 Attendance: 3,778																																																																																																																																																																																																																																	
		Record: 3-0 Officials: Jamie Luckie, Raymie Syons, Kellen Mirer																																																																																																																																																																																																																																																
		<table border="1"> <thead> <tr> <th rowspan="2">NO.</th> <th rowspan="2">Name</th> <th rowspan="2">Min</th> <th rowspan="2">FG</th> <th rowspan="2">3P</th> <th rowspan="2">FT</th> <th colspan="2">Rebounds</th> <th colspan="2">Fouls</th> <th rowspan="2">TP</th> <th rowspan="2">AS</th> <th rowspan="2">TO</th> <th rowspan="2">ST</th> <th colspan="2">Blocks</th> <th rowspan="2">+/-</th> <th rowspan="2">Shooting By Period</th> </tr> <tr> <th>OR</th> <th>DR</th> <th>FF</th> <th>PF</th> <th>BS</th> <th>BA</th> <th>1st FG%</th> <th>2nd FG%</th> <th>3rd FG%</th> </tr> </thead> <tbody> <tr> <td>10</td> <td>Max Brooks</td> <td>27:22</td> <td>2-7</td> <td>0-0</td> <td>1-2</td> <td>2</td> <td>7</td> <td>9</td> <td>4</td> <td>2</td> <td>5</td> <td>2</td> <td>1</td> <td>4</td> <td>2</td> <td>15</td> <td>1st FG% 11-34 32.4%</td> </tr> <tr> <td>12</td> <td>Abdoull Karim Coulibaly</td> <td>23:10</td> <td>7-12</td> <td>0-0</td> <td>2-2</td> <td>4</td> <td>5</td> <td>9</td> <td>4</td> <td>3</td> <td>16</td> <td>0</td> <td>0</td> <td>0</td> <td>0</td> <td>15</td> <td>3PT% 0-8 0.0%</td> </tr> <tr> <td>1</td> <td>Brayden O'Connor</td> <td>36:25</td> <td>6-9</td> <td>1-3</td> <td>5-6</td> <td>0</td> <td>5</td> <td>5</td> <td>1</td> <td>4</td> <td>18</td> <td>0</td> <td>2</td> <td>2</td> <td>0</td> <td>9</td> <td>FT% 1-3 33.3%</td> </tr> <tr> <td>2</td> <td>Ayinde Hikim</td> <td>36:40</td> <td>9-24</td> <td>1-5</td> <td>5-5</td> <td>0</td> <td>3</td> <td>3</td> <td>2</td> <td>24</td> <td>3</td> <td>1</td> <td>1</td> <td>0</td> <td>3</td> <td>10</td> <td>2nd FG% 17-33 51.5%</td> </tr> <tr> <td>4</td> <td>Yuri Covington</td> <td>15:26</td> <td>0-2</td> <td>0-2</td> <td>0-0</td> <td>0</td> <td>0</td> <td>0</td> <td>0</td> <td>1</td> <td>0</td> <td>0</td> <td>0</td> <td>0</td> <td>0</td> <td>5</td> <td>3PT% 2-7 28.6%</td> </tr> <tr> <td>5</td> <td>Anthony Maxwell</td> <td>13:15</td> <td>0-3</td> <td>0-1</td> <td>0-0</td> <td>0</td> <td>1</td> <td>1</td> <td>2</td> <td>0</td> <td>0</td> <td>0</td> <td>1</td> <td>0</td> <td>0</td> <td>-14</td> <td>FT% 15-16 93.8%</td> </tr> <tr> <td>23</td> <td>Cam Morris II</td> <td>21:10</td> <td>3-5</td> <td>0-0</td> <td>1-1</td> <td>3</td> <td>4</td> <td>7</td> <td>3</td> <td>2</td> <td>7</td> <td>2</td> <td>3</td> <td>0</td> <td>0</td> <td>-12</td> <td>GMFG% 28-67 41.8%</td> </tr> <tr> <td>11</td> <td>Andres Fulgencio</td> <td>18:14</td> <td>0-2</td> <td>0-2</td> <td>2-2</td> <td>0</td> <td>3</td> <td>3</td> <td>2</td> <td>1</td> <td>2</td> <td>2</td> <td>0</td> <td>0</td> <td>0</td> <td>-1</td> <td>3PT% 2-15 13.3%</td> </tr> <tr> <td>3</td> <td>Quinton Mincey</td> <td>08:18</td> <td>1-3</td> <td>0-2</td> <td>0-1</td> <td>2</td> <td>1</td> <td>3</td> <td>1</td> <td>2</td> <td>0</td> <td>1</td> <td>0</td> <td>0</td> <td>0</td> <td>-12</td> <td>FT% 16-19 84.2%</td> </tr> <tr> <td colspan="2">Team</td> <td colspan="2"></td> <td colspan="2"></td> <td colspan="2">2</td> <td colspan="2">0</td> <td colspan="2">0</td> <td colspan="2">1</td> <td colspan="2"></td> <td colspan="2"></td> </tr> <tr> <td colspan="2">Totals</td> <td>28:67</td> <td>2-15</td> <td>16-19</td> <td>13</td> <td>29</td> <td>42</td> <td>19</td> <td>22</td> <td>74</td> <td>12</td> <td>10</td> <td>7</td> <td>6</td> <td>3</td> <td>3</td> <td>Dead Ball Rebounds: 2, 1</td> </tr> </tbody> </table>																		NO.	Name	Min	FG	3P	FT	Rebounds		Fouls		TP	AS	TO	ST	Blocks		+/-	Shooting By Period	OR	DR	FF	PF	BS	BA	1st FG%	2nd FG%	3rd FG%	10	Max Brooks	27:22	2-7	0-0	1-2	2	7	9	4	2	5	2	1	4	2	15	1st FG% 11-34 32.4%	12	Abdoull Karim Coulibaly	23:10	7-12	0-0	2-2	4	5	9	4	3	16	0	0	0	0	15	3PT% 0-8 0.0%	1	Brayden O'Connor	36:25	6-9	1-3	5-6	0	5	5	1	4	18	0	2	2	0	9	FT% 1-3 33.3%	2	Ayinde Hikim	36:40	9-24	1-5	5-5	0	3	3	2	24	3	1	1	0	3	10	2nd FG% 17-33 51.5%	4	Yuri Covington	15:26	0-2	0-2	0-0	0	0	0	0	1	0	0	0	0	0	5	3PT% 2-7 28.6%	5	Anthony Maxwell	13:15	0-3	0-1	0-0	0	1	1	2	0	0	0	1	0	0	-14	FT% 15-16 93.8%	23	Cam Morris II	21:10	3-5	0-0	1-1	3	4	7	3	2	7	2	3	0	0	-12	GMFG% 28-67 41.8%	11	Andres Fulgencio	18:14	0-2	0-2	2-2	0	3	3	2	1	2	2	0	0	0	-1	3PT% 2-15 13.3%	3	Quinton Mincey	08:18	1-3	0-2	0-1	2	1	3	1	2	0	1	0	0	0	-12	FT% 16-19 84.2%	Team						2		0		0		1						Totals		28:67	2-15	16-19	13	29	42	19	22	74	12	10	7	6	3
NO.	Name	Min	FG	3P	FT	Rebounds		Fouls		TP	AS	TO	ST	Blocks		+/-	Shooting By Period																																																																																																																																																																																																																																	
						OR	DR	FF	PF					BS	BA			1st FG%	2nd FG%	3rd FG%																																																																																																																																																																																																																														
10	Max Brooks	27:22	2-7	0-0	1-2	2	7	9	4	2	5	2	1	4	2	15	1st FG% 11-34 32.4%																																																																																																																																																																																																																																	
12	Abdoull Karim Coulibaly	23:10	7-12	0-0	2-2	4	5	9	4	3	16	0	0	0	0	15	3PT% 0-8 0.0%																																																																																																																																																																																																																																	
1	Brayden O'Connor	36:25	6-9	1-3	5-6	0	5	5	1	4	18	0	2	2	0	9	FT% 1-3 33.3%																																																																																																																																																																																																																																	
2	Ayinde Hikim	36:40	9-24	1-5	5-5	0	3	3	2	24	3	1	1	0	3	10	2nd FG% 17-33 51.5%																																																																																																																																																																																																																																	
4	Yuri Covington	15:26	0-2	0-2	0-0	0	0	0	0	1	0	0	0	0	0	5	3PT% 2-7 28.6%																																																																																																																																																																																																																																	
5	Anthony Maxwell	13:15	0-3	0-1	0-0	0	1	1	2	0	0	0	1	0	0	-14	FT% 15-16 93.8%																																																																																																																																																																																																																																	
23	Cam Morris II	21:10	3-5	0-0	1-1	3	4	7	3	2	7	2	3	0	0	-12	GMFG% 28-67 41.8%																																																																																																																																																																																																																																	
11	Andres Fulgencio	18:14	0-2	0-2	2-2	0	3	3	2	1	2	2	0	0	0	-1	3PT% 2-15 13.3%																																																																																																																																																																																																																																	
3	Quinton Mincey	08:18	1-3	0-2	0-1	2	1	3	1	2	0	1	0	0	0	-12	FT% 16-19 84.2%																																																																																																																																																																																																																																	
Team						2		0		0		1																																																																																																																																																																																																																																						
Totals		28:67	2-15	16-19	13	29	42	19	22	74	12	10	7	6	3	3	Dead Ball Rebounds: 2, 1																																																																																																																																																																																																																																	

		Official Basketball Box Score - Final <b>Georgia Tech - 71</b>															Technical Fouls: NONE																			
		Record: 2-4																																		
		<table border="1"> <thead> <tr> <th rowspan="2">NO.</th> <th rowspan="2">Name</th> <th rowspan="2">Min</th> <th rowspan="2">FG</th> <th rowspan="2">3P</th> <th rowspan="2">FT</th> <th colspan="2">Rebounds</th> <th colspan="2">Fouls</th> <th rowspan="2">TP</th> <th rowspan="2">AS</th> <th rowspan="2">TO</th> <th rowspan="2">ST</th> <th colspan="2">Blocks</th> <th rowspan="2">+/-</th> <th rowspan="2">Shooting By Period</th> </tr> <tr> <th>OR</th> </tr></thead></table>																		NO.	Name	Min	FG	3P	FT	Rebounds		Fouls		TP	AS	TO	ST	Blocks		+/-
NO.	Name	Min	FG	3P	FT	Rebounds		Fouls		TP	AS	TO	ST	Blocks		+/-	Shooting By Period																			
						OR																														







# 2023-24 BOX SCORES

NCAA		Georgia Tech at Penn St.												Game Time: 12:00 PM	
Official Basketball Box Score - Final														Game Duration: 2:25	
2023-24 Men's Basketball														Officials: Bill Ek, Todd Austin, Tommy Morrisey	
Georgia Tech - 82														Record: 6-3	
NO.	NAME	MIN	FG	3P	FT	Rebounds	Fouls	TP	AS	TO	ST	Blocks	+/-	Shooting By Period	
11	Baye Ndongo	F 34:58	5-7	0-0	2-3	4 15 19	3 5 12	1	0	1	0	0	1	-2	1st FG%: 16-33 48.5%
10	Ebenezer Dowuona	C 10:22	1-4	0-0	0-0	2 1 3	1 0 2	1	1	0	1	0	-1	3PT%: 3-12 25.0%	
2	Nathan George	G 33:15	4-6	0-0	0-0	1 1 2	1 0 8	3	0	0	0	0	10	FT%: 4-7 57.1%	
13	Miles Kelly	G 37:02	3-13	0-7	4-6	3 2 5	3 4 10	6	2	2	0	0	0	2nd FG%: 13-30 43.3%	
14	Kowacio Reeves	G 31:52	5-12	1-5	4-6	1 4 5	1 4 15	0	0	5	0	1	-5	3PT%: 2-8 25.0%	
1	Kyle Sturdivant	G 31:52	5-12	1-5	4-6	1 4 5	1 4 15	0	0	5	0	1	-5	FT%: 5-8 62.5%	
3	Dallan "Deebo" Coleman	C 23:59	2-4	1-3	0-0	3 2 5	3 2 5	3	0	0	0	1	0	OTFG%: 3-8 37.5%	
5	Tafara Gapare	G 28:36	7-16	3-6	3-4	2 4 6	2 3 20	0	1	0	1	0	11	3PT%: 0-2 0.0%	
12	Tyzaun Claude	G 06:49	1-2	0-0	0-0	2 0 2	1 0 2	1	0	1	1	1	2	FT%: 4-4 100%	
24	Amaree Abram	G 03:58	0-1	0-1	0-0	0 0 0	0 0 0	0	0	0	0	0	1	GMFG%: 32-71 45.1%	
Team						3 3 6								FT%: 12-19 68.4%	
Totals		32:71	5-22	13-19	20	34	16	18	82	25	17	3	5	3	Dead Ball Rebounds: 7, 0

NCAA		Georgia Tech at Massachusetts												Game Time: 4:00 PM	
Official Basketball Box Score - Final														Game Duration: 2:10	
2023-24 Men's Basketball														Officials: Tony Padilla, Chris Beaver, Tommy Nunez	
Georgia Tech - 73														Record: 7-3	
NO.	NAME	MIN	FG	3P	FT	Rebounds	Fouls	TP	AS	TO	ST	Blocks	+/-	Shooting By Period	
11	Baye Ndongo	F 29:32	6-6	0-0	0-1	3 5 8	3 1 1	12	0	5	0	2	0	-5	1st FG%: 13-27 48.1%
10	Ebenezer Dowuona	C 06:02	0-0	0-0	0-0	0 0 0	1 0 0	1	0	0	0	0	-13	3PT%: 4-9 44.4%	
2	Nathan George	G 20:59	3-3	1-1	2-2	2 2 2	3 1 1	9	5	3	0	0	0	FT%: 3-4 75%	
13	Miles Kelly	G 26:44	2-11	0-6	3-3	0 6 6	1 4 7	7	1	1	0	1	-2	2nd FG%: 11-32 34.4%	
14	Kowacio Reeves	G 26:36	3-10	0-2	3-5	0 4 4	2 3 0	5	2	1	0	0	14	FT%: 1-8 12.5%	
1	Kyle Sturdivant	G 26:36	3-10	0-2	3-5	0 4 4	2 3 0	5	2	1	0	0	14	GMFG%: 29-63 46.0%	
3	Dallan "Deebo" Coleman	C 24:49	4-8	2-4	2-2	1 1 2	1 2 1	6	12	0	3	1	0	3PT%: 5-17 29.4%	
12	Tyzaun Claude	C 23:14	0-0	0-0	0-0	2 7 9	2 0 0	0	0	0	0	0	-17	FT%: 10-15 66.7%	
5	Tafara Gapare	G 06:00	0-1	0-0	0-0	0 0 0	0 0 0	0	0	1	0	0	2	Dead Ball Rebounds: 1, 0	
Team						1 4 5									
Totals		25-51	5-17	18-21	10	32	42	16	73	7	21	6	5	3	Technical Fouls: NONE

NCAA		Georgia Tech at Massachusetts												Game Time: 4:00 PM	
Official Basketball Box Score - Final														Game Duration: 1:57	
2023-24 Men's Basketball														Attendance: 5,005	
Massachusetts - 70														Record: 6-3	
NO.	NAME	MIN	FG	3P	FT	Rebounds	Fouls	TP	AS	TO	ST	Blocks	+/-	Shooting By Period	
23	Josh Cohen	F 32:56	4-9	0-1	2-6	1 2 3	3 5 10	2	2	0	1	1	5	1st FG%: 12-27 44.4%	
33	Matt Cross	F 22:34	6-15	3-9	2-2	6 3 9	4 1 17	2	4	4	1	2	7	3PT%: 6-14 42.9%	
3	Rahsood Diggins	G 32:59	5-16	5-10	0-2	1 3 4	3 1 15	0	1	4	0	0	0	FT%: 7-9 77.8%	
5	Keon Thompson	G 31:56	3-7	0-2	1-2	1 4 5	2 3 7	4	1	2	1	0	12	2nd FG%: 13-35 37.1%	
11	Jayden Ndjigwe	G 25:48	5-8	1-2	0-2	2 2 4	3 4 11	1	1	5	0	0	15	3PT%: 5-14 35.7%	
4	Robert Davis Jr.	G 10:25	1-4	1-3	3-3	0 0 0	2 1 6	0	0	0	0	1	-10	OTFG%: 4-8 50%	
1	Daniel Hanks-Santorlo	F 17:23	1-3	0-1	0-0	1 1 2	2 0 2	0	0	0	0	0	-17	3PT%: 1-5 20.0%	
2	Jaylen Curry	G 10:10	1-4	0-2	0-0	0 0 0	1 0 1	2	1	1	1	0	-19	FT%: 0-0 0%	
10	Marqui Worthy	G 05:49	0-1	0-1	0-2	0 0 0	0 0 1	0	1	1	0	0	-8	GMFG%: 29-74 39.2%	
Team						3 3 6								3PT%: 12-33 36.4%	
Totals		26-67	10-31	8-19	15	18	33	20	16	70	11	16	3	5	FT%: 11-17 64.7%

NCAA		Georgia Tech at Hawaii												Game Time: 6:00 PM		
Official Basketball Box Score - Final														Game Duration: 1:58		
2023-24 Men's Basketball														Officials: Marques Pettigrew, Nate Harris, Bart Lenox		
Georgia Tech - 73														Record: 8-3		
NO.	NAME	MIN	FG	3P	FT	Rebounds	Fouls	TP	AS	TO	ST	Blocks	+/-	Shooting By Period		
5	Tafara Gapare	F 29:01	4-8	0-2	1-2	3 4 7	4 1 9	0	1	0	4	0	3	1st FG%: 18-31 58.1%		
11	Baye Ndongo	F 29:39	10-12	0-1	2-2	6 6 12	5 3 22	0	0	1	0	0	6	3PT%: 4-9 44.4%		
2	Nathan George	G 31:40	4-12	2-6	4-6	1 1 2	2 5 14	3	1	0	0	0	2	FT%: 3-4 75%		
13	Miles Kelly	G 32:43	5-11	1-3	3-4	1 4 5	1 4 14	3	1	0	0	0	9	2nd FG%: 11-32 34.4%		
14	Kowacio Reeves	G 32:55	3-7	1-1	0-0	1 4 5	0 7 0	1	0	0	1	-1	1	FT%: 7-11 63.9%		
1	Kyle Sturdivant	G 16:12	2-7	1-1	0-0	3 3 0	1 5 5	2	0	0	0	2	2	GMFG%: 29-63 46.0%		
3	Dallan "Deebo" Coleman	C 15:05	0-4	0-3	0-1	1 3 4	2 1 0	0	0	0	0	0	0	3PT%: 5-17 29.4%		
12	Tyzaun Claude	G 12:45	1-2	0-0	0-0	1 4 5	3 1 2	0	2	0	0	1	-4	FT%: 10-15 66.7%		
Team						1 2 3								Dead Ball Rebounds: 3, 2		
Totals		29-63	5-17	10-15	15	31	46	17	16	73	11	9	2	4	2	5

NCAA		Nevada at Georgia Tech												Game Time: 4:00 PM		
Official Basketball Box Score - Final														Game Duration: 1:57		
2023-24 Men's Basketball														Attendance: 5,005		
Nevada - 72														Record: 12-1		
NO.	NAME	MIN	FG	3P	FT	Rebounds	Fouls	TP	AS	TO	ST	Blocks	+/-	Shooting By Period		
4	Tre Coleman	F 27:50	1-6	0-4	0-0	0 4 4	1 1 2	1	2	1	0	1	0	7	1st FG%: 18-31 58.1%	
11	Nick Davidson	F 33:14	4-9	1-4	0-0	3 5 8	2 0 0	9	1	2	1	0	0	9	3PT%: 4-9 44.4%	
2	Jarod Lucas	G 34:40	7-13	4-7	2-2	1 3 4	1 1 20	0	0	0	0	0	1	FT%: 3-5 60%		
13	Kenan Blackshear	G 34:19	11-14	0-1	6-11	0 5 5	3 9 30	4	5	2	1	0	11	2nd FG%: 12-24 50.0%		
20	Daniel Foster	G 24:35	1-2	0-1	2-5	1 1 2	4 2 4	0	1	0	0	0	3	3PT%: 2-9 22.2%		
0	Hunter McIntosh	G 12:29	2-3	2-3	0-0	0 0 0	2 0 0	6	0	0	0	0	-3	FT%: 10-15 66.7%		
3	Tyler Rolison	G 09:46	0-2	0-1	0-0	1 1 2	0 0 0	2	0	0	1	0	0	GMFG%: 26-53 49.1%		
3	Tyler Rolison	G 09:46	0-2	0-1	0-0	1 1 2	0 0 0	2	0	0	1	0	0	3PT%: 7-22 31.8%		
33	Tyler Pope	G 16:21	0-3	0-1	0-0	2 2 4	3 0 0	0	1	0	0	2	0	FT%: 13-20 65.0%		
42	K.J. Hymes	G 06:46	0-1	0-0	1-2	0 0 0	0 3 1	0	0	0	0	1	-1	Dead Ball Rebounds: 5, 1		
Team						1 5 6										
Totals		26-53	7-22	13-20	8	26	34	18	16	72	9	12	4	5	1	8

NCAA		Georgia Tech at Hawaii												Game Time: 6:00 PM	
Official Basketball Box Score - Final														Game Duration: 1:58	
2023-24 Men's Basketball														Officials: Marques Pettigrew, Nate Harris, Bart Lenox	
Hawaii - 68														Record: 8-3	
NO.	NAME	MIN	FG	3P	FT	Rebounds	Fouls	TP	AS	TO	ST	Blocks	+/-	Shooting By Period	
1	Justin McKoy	F 32:50	4-7	2-4	1-2	2 5 7	3 1 11	1	1	1	0	0	-1	1st FG%: 10-29 34.5%	
5	Bernardo Da Silva	F 30:49	5-9	0-0	7-10	3 2 5	3 3 17	1	1	1	0	0	-3	3PT%: 4-15 26.7%	
3	Jovon McClanahan	C 36:23	6-16	2-6	5-8	0 3 3	3 5 19	8	1	1	0	0	1	FT%: 3-7 42.9%	
4	Noel Coleman	G 28:42	0-6	0-3	0-0	3 3 1	1 1 0	1	0	2	0	0	-4	2nd FG%: 12-29 41.4%	
11	Matthue Cotton	G 32:18	1-5	1-4	0-0	1 1 2	3 0 0	3	0	0	1	0	-10	3PT%: 2-11 18.2%	
14	Harry Roulidoff	G 07:10	2-5	1-4	1-1	0 1 1	2 1 6	0	1	0	0	0	1	FT%: 15-18 83.3%	
22	Ryan Rapp	G 06:00	0-1	0-1	0-0	0 0 0	0 0 0	0	0	0	0	0	-3	GMFG%: 22-58 37.9%	
23	Mor Sack	G 09:11	2-3	0-0	1-1	2 1 0	4 0 0	0	0	0	0	0	-2	3PT%: 6-26 23.1%	
55	Juan Munoz	G 07:31	1-4	0-3	4-4	0 0 0	0 2 6	0	1	0	0	0	-12	FT%: 19-25 72.0%	
0	Kody Williams	G 00:05	0-0	0-0	0-0	0 0 0	0 0 0	0	0	0	0	0	0	Dead Ball Rebounds: 3, 0	
2	Tom Beattie	G 09:01	1-2	0-1	0-0	0 3 3	1 1 2	1	0	0	1	0	13		
Team						1 2 3									
Totals		22-58	6-26	18-25	7	21	28	16	17	68	12	4	2	4	5

NCAA		Nevada at Georgia Tech												Game Time: 4:00 PM	
Official Basketball Box Score - Final														Game Duration: 1:57	
2023-24 Men's Basketball														Attendance: 5,005	
Georgia Tech - 64														Record: 8-4	
NO.	NAME	MIN	FG	3P	FT	Rebounds									

# 2023-24 BOX SCORES

**Georgia Tech vs Florida State**  
 Official Basketball Box Score - Final  
 Game Time: 7:00 PM  
 Game Duration: 2:14  
 Attendance: 4,248  
 01/03/24 Donald L. Tucker Center, Tallahassee  
 2023-24 Men's Basketball  
 Officials: Bert Smith, John Gaffney, Matt Potter

Georgia Tech - 71		Record: 8-5 (1-1)													Shooting By Period			
NO.	Name	Min	FG M/A	3P M/A	FT M/A	Rebounds OR DR TOT	Fouls PF	TD	AS	TO	ST	Blocks BS BA +/-	1st FG%	2nd FG%	3rd FG%	GM FG%	FT%	
11	Baye Ndongo	F 33:52	3-5	0-1	4-8	3 6 9	4 8	10	0	3	1	1	0	-13	1st	3PT%	FT%	
23	Ibrahim Sacko	F 07:44	0-1	0-1	0-0	0 0 0	2 0	0	0	1	0	0	0	-1	2nd	3PT%	FT%	
2	Nathan George	G 25:42	2-8	0-4	3-5	1 4 5	1 4	7	3	1	1	0	0	-6	3rd	3PT%	FT%	
13	Miles Kelly	G 31:14	7-15	3-6	3-5	1 5 6	3 4	20	0	2	0	0	0	-7	GM	FT%		
14	Kowacie Reeves	G 33:48	7-16	3-7	1-2	2 4 6	2 2	18	2	1	1	1	1	-10	Dead Ball Rebounds: 8, 0			
5	Tafara Gapare	15:09	1-3	0-2	0-2	0 0 0	0 0	0	2	1	1	0	0	-10				
1	Kyle Sturdivant	26:49	1-5	0-2	3-4	0 1 1	2 3	5	5	0	0	0	0	-7				
3	Dallan "Deebo" Coleman	18:04	3-5	1-3	0-0	0 2 2	1 0	7	0	0	1	0	0	-2				
12	Tyzhaun Claude	07:38	1-1	0-0	0-0	0 0 0	3 0	2	0	1	0	0	0	1				
Team						2 1 3	0	0	0	0	0	0						
<b>Totals</b>		25:59	7-26	14-26	9 22 31	18 21	71	11	10	4	2	1	-11					

Technical Fouls: NONE

**Florida State - 82**  
 Official Basketball Box Score - Final  
 Game Time: 7:00 PM  
 Game Duration: 2:14  
 Attendance: 4,248  
 01/03/24 Donald L. Tucker Center, Tallahassee  
 2023-24 Men's Basketball  
 Officials: Bert Smith, John Gaffney, Matt Potter

Florida State - 82		Record: 7-6 (1-1)													Shooting By Period			
NO.	Name	Min	FG M/A	3P M/A	FT M/A	Rebounds OR DR TOT	Fouls PF	TD	AS	TO	ST	Blocks BS BA +/-	1st FG%	2nd FG%	3rd FG%	GM FG%	FT%	
2	Jamir Watkins	F 20:19	3-6	2-3	3-3	1 4 5	4 3	11	2	4	0	1	2	0	1st	3PT%	FT%	
5	De'Ante Green	F 08:58	1-3	0-1	0-0	0 1 1	2 1	2	0	1	0	0	0	0	2nd	3PT%	FT%	
11	Baba Miller	F 25:19	4-8	0-2	0-1	1 2 3	3 2	8	0	1	1	0	0	-8	3rd	3PT%	FT%	
1	Jalen Warley	G 19:24	3-9	1-1	2-2	1 2 3	2 1	9	3	0	1	1	1	3	GM	FT%		
22	Darin Green Jr.	G 36:03	4-7	2-3	0-0	0 4 4	3 0	10	1	1	2	0	0	9	Dead Ball Rebounds: 2, 0			
33	Jaylan Gainey	12:22	1-1	0-0	2-2	1 4 5	0 3	4	0	0	1	0	0	5				
10	Taylor Bol Bowen	14:12	2-3	0-1	0-0	2 1 3	3 0	4	1	1	1	0	0	8				
23	Primo Spears	21:32	4-10	0-2	2-3	0 2 2	2 4	10	3	2	0	0	0	11				
0	Chandler Jackson	16:29	5-7	1-2	3-4	0 2 2	0 2	14	2	2	1	0	0	11				
3	Cameron Corthen	17:08	3-4	0-0	0-0	2 2 4	2 1	6	0	1	0	0	0	7				
20	Josh Nickelberry	03:57	0-0	0-0	1-2	0 0 0	1 1	0	0	0	0	0	0	2				
12	Tom House	04:17	1-2	1-2	0-0	1 0 1	0 0	3	0	1	0	0	0	0				
Team						0 5 0	0	0	0	0	0	0						
<b>Totals</b>		31:60	7-17	13-17	9 29 38	21 18	82	12	13	7	1	2	-11					

Technical Fouls: NONE

Biggest lead	3 (1st 18:31)	FSU	Points from Turnovers	11	10	Period by Period Scoring	1st	2nd	TOT
Best Scoring Run	8 (2nd 10:15)	GT	Paint	30	30	GT	19	52	71
Lead Changes	1	FSU	Second Chance	8	8	FSU	32	50	82
Times Tied	1		Fast Breaks	11	2				
Time with Lead	01:31		Bench	16	42				

**Boston College vs Georgia Tech**  
 Official Basketball Box Score - Final  
 Game Time: 4:00 PM  
 Game Duration: 2:06  
 Attendance: 5,052  
 01/06/24 McCormick Pavilion, Atlanta  
 2023-24 Men's Basketball  
 Officials: Roger Ayers, Sean Hill, Jenna Rensu

Boston College - 95		Record: 10-4 (1-2)													Shooting By Period			
NO.	Name	Min	FG M/A	3P M/A	FT M/A	Rebounds OR DR TOT	Fouls PF	TD	AS	TO	ST	Blocks BS BA +/-	1st FG%	2nd FG%	3rd FG%	GM FG%	FT%	
10	Prince Algebe	F 26:54	2-6	1-4	1-2	0 5 5	2 1	6	1	0	2	1	0	11	1st	3PT%	FT%	
12	Quinten Post	F 34:47	6-13	2-5	1-1	0 4 4	2 5	15	7	2	0	1	0	12	2nd	3PT%	FT%	
21	Devin McGlockton	F 32:00	12-15	3-4	3-4	1 4 5	4 3	30	2	2	2	1	0	20	3rd	3PT%	FT%	
3	Jaeden Zackery	G 29:44	2-8	0-1	0-0	2 3 5	3 0	4	5	1	0	0	1	7	GM	FT%		
1	Claudell Harris Jr.	G 36:37	8-10	4-4	6-9	1 0 1	1 4	26	3	0	0	0	0	15	Dead Ball Rebounds: 2, 0			
00	Chas Kelley III	16:30	4-7	1-3	0-0	0 1 1	1 0	9	1	0	0	0	0	-12				
13	Donald Hand Jr.	13:18	1-4	1-2	0-0	0 0 0	0 0	3	0	0	0	0	1	4				
2	Armani Mighty	04:41	0-0	0-0	0-0	0 0 0	2 0	0	0	0	0	0	0	-6				
45	Mason Madsen	05:29	0-0	0-0	2-2	0 0 0	3 2	2	2	0	0	0	0	-11				
Team						1 2 3	0	0	0	0	0	0						
<b>Totals</b>		35:63	12-23	13-18	5 19 24	18 15	95	21	5	4	3	2	8					

Technical Fouls: NONE

**Georgia Tech vs Boston College**  
 Official Basketball Box Score - Final  
 Game Time: 4:00 PM  
 Game Duration: 2:06  
 Attendance: 5,052  
 01/06/24 McCormick Pavilion, Atlanta  
 2023-24 Men's Basketball  
 Officials: Roger Ayers, Sean Hill, Jenna Rensu

Georgia Tech - 87		Record: 8-6 (1-2)													Shooting By Period				
NO.	Name	Min	FG M/A	3P M/A	FT M/A	Rebounds OR DR TOT	Fouls PF	TD	AS	TO	ST	Blocks BS BA +/-	1st FG%	2nd FG%	3rd FG%	GM FG%	FT%		
11	Baye Ndongo	F 30:45	8-14	1-1	1-5	2 8 10	5 7	18	1	2	0	0	1	-11	1st	3PT%	FT%		
10	Ebenezzer Dowauna	C 12:18	1-3	0-0	0-0	1 1 2	1 0	2	0	0	0	0	0	-9	2nd	3PT%	FT%		
2	Nathan George	G 16:27	2-5	0-1	0-0	0 0 0	1 0	4	4	1	0	0	0	-17	3rd	3PT%	FT%		
13	Miles Kelly	G 33:48	5-10	2-6	0-0	0 3 3	4 0	12	1	5	0	1	1	-6	GM	FT%			
14	Kowacie Reeves	G 32:56	6-9	4-6	1-1	1 1 2	1 3	17	0	0	1	1	0	-10	Dead Ball Rebounds: 3, 1				
1	Kyle Sturdivant	23:33	3-5	2-4	3-4	1 9 10	0 2	11	9	2	0	0	0	9					
12	Tyzhaun Claude	08:33	2-2	0-0	1-1	0 1 1	2 5	0	0	0	0	0	0	3					
3	Dallan "Deebo" Coleman	28:18	3-7	1-4	3-4	1 0 1	2 2	10	1	0	1	0	0	6					
5	Tafara Gapare	13:22	2-4	0-1	4-4	0 1 1	0 2	8	0	0	1	0	1	-5					
Team						5 1 6	16 18	87	16	11	3	2	3	-8					
<b>Totals</b>		32:59	10-23	13-19	11 25 36	16 18	87	16	11	3	2	3	-8						

Technical Fouls: Coach 2<sup>nd</sup>; 5, 0

Biggest lead	10 (2 <sup>nd</sup> 0:19)	BC	Points from Turnovers	20	7	Period by Period Scoring	1st	2nd	TOT
Best Scoring Run	12 (2 <sup>nd</sup> 16:26)	GaTech	Paint	34	36	BC	38	57	95
Lead Changes	8		Second Chance	7	11	GaTech	51	36	87
Times Tied	6		Fast Breaks	4	15				
Time with Lead	14:40		Bench	14	34				

**Notre Dame vs Georgia Tech**  
 Official Basketball Box Score - Final  
 Game Time: 9:00 PM  
 Game Duration: 2:20  
 Attendance: 3,729  
 01/03/24 McCormick Pavilion, Atlanta  
 2023-24 Men's Basketball  
 Officials: Ted Valentine, Jamie Luckie, Brent Hampton

Notre Dame - 75		Record: 7-9 (2-3)													Shooting By Period			
NO.	Name	Min	FG M/A	3P M/A	FT M/A	Rebounds OR DR TOT	Fouls PF	TD	AS	TO	ST	Blocks BS BA +/-	1st FG%	2nd FG%	3rd FG%	GM FG%	FT%	
0	Carey Booth	F 17:34	2-4	0-2	0-0	0 3 3	0 0	4	0	1	0	0	0	-14	1st	3PT%	FT%	
13	Tae Davis	F 27:27	5-8	0-2	0-0	3 7 10	1 0	10	2	3	0	0	0	5	2nd	3PT%	FT%	
14	Keziah Njie	F 34:55	1-4	0-0	4-4	4 5 9	1 3	6	1	2	0	0	1	12	3rd	3PT%	FT%	
3	Markus Burton	G 38:20	4-18	1-2	3-4	1 2 3	3 4	12	7	2	1	0	0	6	GM	FT%		
20	J.R. Konieczny	G 37:29	3-6	1-3	3-4	3 8 11	1 2	10	0	2	2	1	0	3	Dead Ball Rebounds: 3, 0			
1	Julian Roper II	22:57	2-6	1-3	3-3	0 2 2	4 2	8	0	0	2	0	1	13				
11	Braeden Shrewsbury	31:34	7-12	5-9	6-6	0 3 3	1 5	25	1	0	0	0	0	26				
2	Logan Imes	04:53	0-1	0-1	0-0	0 0 0	0 0	0	0	2	0	0	0	-8				
25	Matt Zona	09:52	0-2	0-2	0-0	1 2 3	1 0	0	0	1	0	0	0	-8				
Team						1 3 4	0	3										
<b>Totals</b>		24:61	8-24	19-21	13 35 48	12 16	75	11	16	5	1	2	7					

Technical Fouls: NONE

**Georgia Tech vs Notre Dame**  
 Official Basketball Box Score - Final  
 Game Time: 9:00 PM  
 Game Duration: 2:20  
 Attendance: 3,729  
 01/03/24 McCormick Pavilion, Atlanta  
 2023-24 Men's Basketball  
 Officials: Ted Valentine, Jamie Luckie, Brent Hampton

Georgia Tech - 68		Record: 8-7 (1-3)													Shooting By Period		
NO.	Name	Min	FG M/A	3P M/A	FT M/A	Rebounds OR DR TOT	Fouls PF	TD	AS	TO	ST	Blocks BS BA +/-	1st FG%	2nd FG%	3rd FG%	GM FG%	FT%
11	Baye Ndongo	F 41:57	7-15	1-2	1-2	2 7 9	1 2	16	2	3	2	0	0	-12	1st	3PT%	FT%
10	Ebenezzer Dowauna	C 06:43	1-2	0-0	0-0	2 0 2	1 0	2	0	0	0	0	0	3	2nd	3PT%	FT%
2	Nathan George	G 30:52	4-9	1-5	0-1	0 2 2	1 3	9	11	3	2	0	0	7	3rd	3PT%	FT%
13	Miles Kelly	G 40:35	9-21	7-15	0-1	2 5 7	2 3	25	3	0	1	0	0	-6	GM	FT%	
14	Kowacie Reeves	G 38:12	3-11	1-5	2-3												

# MISCELLANEOUS

## Starting Lineups

Date	Opponent	Result	F	F	C	G	G	Lineup#	Record
N6	GEORGIA SOUTHERN	W, 84-62	Reeves, Jr.	Gapare	Claude	Kelly	Abram	1	1-0
N9	HOWARD	W, 88-85	Reeves, Jr.	Gapare	Claude	Kelly	Abram	1	2-0
N14	UMASS LOWELL	L, 71-74	Reeves, Jr.	Gapare	Claude	Kelly	Abram	1	2-1
N22	at Cincinnati	L, 54-89	Reeves, Jr.	Ndongo	Claude	Kelly	Abram	2	0-1
N28	MISSISSIPPI STATE	W, 67-59	Reeves, Jr.	Ndongo	Dowuona	Kelly	George	3	1-0
D2	DUKE	W, 72-68	Reeves, Jr.	Ndongo	Dowuona	Kelly	George	3	2-0
D5	at Georgia	L, 62-76	Reeves, Jr.	Ndongo	Dowuona	Kelly	George	3	2-1
D9	ALABAMA A&M	W, 70-49	Reeves, Jr.	Ndongo	Dowuona	Kelly	George	3	3-1
D16	vs. Penn State	W, 82-81 (ot)	Reeves, Jr.	Ndongo	Dowuona	Kelly	George	3	4-1
D21	vs. Massachusetts	W, 73-70	Reeves, Jr.	Ndongo	Dowuona	Kelly	George	3	5-1
D22	at Hawai'i	W, 73-68	Reeves, Jr.	Ndongo	Gapare	Kelly	George	4	1-0
D24	vs. Nevada	L, 64-72	Reeves, Jr.	Ndongo	Gapare	Kelly	George	4	1-1
J3	at Florida State	L, 71-82	Reeves, Jr.	Ndongo	Sacko	Kelly	George	5	0-1
J6	BOSTON COLLEGE	L, 87-95	Reeves, Jr.	Ndongo	Dowuona	Kelly	George	3	5-2
J9	NOTRE DAME	L, 68-75 (ot)	Reeves, Jr.	Ndongo	Dowuona	Kelly	George	3	5-3
J13	at Duke								
J16	at Clemson								
J20	VIRGINIA								
J23	PITTSBURGH								
J27	at Virginia Tech								
J30	NORTH CAROLINA								
F3	at NC State								
F6	WAKE FOREST								
F10	at Louisville								
F14	at Notre Dame								
F17	SYRACUSE								
F21	CLEMSON								
F24	at Miami								
M2	FLORIDA STATE								
M5	at Wake Forest								
M9	at Virginia								
M12	ACC Tournament								

## Specialty Stats (GT/Opp)

Date	Opponent	Paint	OffT0	2ndCh	FBreak	Bench
N6	GEORGIA SOUTHERN	26/30	19/11	14/13	10/4	27/35
N9	HOWARD	50/46	17/6	16/11	13/12	21/26
N14	UMASS LOWELL	38/44	12/14	24/13	7/8	40/11
N22	at Cincinnati	16/22	8/20	5/14	4/19	16/36
N28	MISSISSIPPI STATE	20/26	16/5	5/13	8/8	24/24
D2	DUKE	32/36	2/17	0/17	5/6	17/28
D5	at Georgia	32/28	10/13	23/16	5/2	25/33
D9	ALABAMA A&M	32/22	8/17	13/6	23/14	33/26
D16	vs. Penn State	42/28	9/27	24/20	4/10	35/19
D21	vs. Massachusetts	28/24	12/23	12/17	23/11	36/10
D22	at Hawai'i	46/30	8/10	19/10	15/8	7/18
D24	vs. Nevada	28/20	6/9	14/8	2/7	16/7
J3	at Florida State	30/30	11/10	8/8	11/2	16/42
J6	BOSTON COLLEGE	36/34	7/20	11/7	15/4	34/14
J9	NOTRE DAME	22/24	26/10	5/10	4/3	7/33
J13	at Duke					
J16	at Clemson					
J20	VIRGINIA					
J23	PITTSBURGH					
J27	at Virginia Tech					
J30	NORTH CAROLINA					
F3	at NC State					
F6	WAKE FOREST					
F10	at Louisville					
F14	at Notre Dame					
F17	SYRACUSE					
F21	CLEMSON					
F24	at Miami					
M2	FLORIDA STATE					
M5	at Wake Forest					
M9	at Virginia					
M12	ACC Tournament					

## Miscellaneous

Date	Opponent	Uniform		Large		Large		Lead		GT		Opp		Game
		Color	Tip	Lead	Deficit	Ties	Changes	Led	Led	Tied	1st GT Subs	On the Floor at the End		
N6	GEORGIA SOUTHERN	White	GT	22	6	6	13	24:29	11:31	4:00	Sturdivant, Dowuona	16:05-1H	Sturdivant, Coleman, Kelly, Reeves, Sacko	
N9	HOWARD	White	GT	6	14	5	8	7:42	30:31	1:47	Sturdivant, Coleman, Dowuona	14:51-1H	Sturdivant, Coleman, Kelly, Reeves, Sacko	
N14	UMASS LOWELL	White	GT	8	11	3	4	19:05	18:02	2:53	Sturdivant, Coleman, Sacko	16:24-1H	Sturdivant, Coleman, Claude, Kelly, Reeves	
N22	at Cincinnati	Gold	UC	41	3	3	2	0:43	35:29	3:48	Sturdivant, Dowuona	16:19-1H	George, Murphy, Ndongo, Sacko, Nichols	
N28	MISSISSIPPI STATE	Gold	MSU	16	-	2	-	38:01	-	1:59	Sturdivant, Coleman	15:47-1H	George, Sturdivant, Coleman, Kelly, Reeves	
D2	DUKE	White	DU	11	4	5	5	34:40	1:38	3:42	Sacko	16:22-1H	Reeves, Ndongo, Dowuona, Kelly, George	
D5	at Georgia	Gold	UGA	-	23	1	-	-	39:29	0:31	Coleman	16:44-1H	Sturdivant, Coleman, Gapare, Claude, Reeves, Jr.	
D9	ALABAMA A&M	White	GT	30	2	-	3	37:55	1:14	0:51	Sturdivant, Coleman	14:54-1H	George, Reeves, Jr., Abram, San Miguel, Nichols	
D16	vs. Penn State	Gray	PSU	10	5	10	11	22:02	14:39	3:19	Coleman, Gapare, Claude, Sturdivant	14:22-1H	Coleman, Gapare, Ndongo, Kelly, Reeves Jr.	
D21	vs. Massachusetts	Navy	GT	8	11	4	4	8:20	29:50	1:50	Sacko	15:55-1H	Sturdivant, Coleman, George, Kelly, Reeves Jr.	
D22	at Hawai'i	Gold	UH	21	1	1	2	39:14	0:16	0:30	Sturdivant	15:38-1H	Sturdivant, George, Coleman, Kelly, Reeves Jr.	
D24	vs. Nevada	White	GT	6	8	2	3	6:11	31:57	1:52	Claude	17:36-1H	George, Gapare, Ndongo, Kelly, Reeves Jr.	
J3	at Florida State	Navy	GT	3	17	1	1	1:31	36:04	2:25	Gapare	16:16-1H	Sturdivant, Gapare, Ndongo, Kelly, Reeves, Jr.	
J6	BOSTON COLLEGE	White	GT	16	10	6	9	21:58	14:40	3:22	Claude, Sturdivant	15:41-1H	Sturdivant, Coleman, Gapare, Kelly, Reeves Jr.	
J9	NOTRE DAME	Gray	GT	7	7	9	11	19:56	20:00	5:04	Sturdivant, Claude	16:39-1H	George, Coleman, Ndongo, Kelly, Reeves Jr.	
J13	at Duke													
J16	at Clemson													
J20	VIRGINIA													
J23	PITTSBURGH													
J27	at Virginia Tech													
J30	NORTH CAROLINA													
F3	at NC State													
F6	WAKE FOREST													
F10	at Louisville													
F14	at Notre Dame													
F17	SYRACUSE													
F21	CLEMSON													
F24	at Miami													
M2	FLORIDA STATE													
M5	at Wake Forest													
M9	at Virginia													
M12	ACC Tournament													

\*alternate gold or white uniform

GAME NOTES

# ROSTER AT-A-GLANCE

## NUMERICAL

No.	Name	Pos.	Ht.	Wt.	Cl.	Exp.	Hometown	High School/College
0	Lance Terry	G	6-3	198	Sr.*	1VL	College Park, Ga.	The Heritage School (Ga.) / Gardner-Webb
1	Kyle Sturdivant	G	6-3	195	Sr.*	3VL	Norcross, Ga.	Norcross HS / Southern California
2	Naithan George	G	6-3	180	Fr.	HS	Toronto, Ontario	Canyon International Academy (Glendale, Ariz.)
3	Dallan "Deebo" Coleman	G	6-6	210	Jr.	2VL	Memphis, Tenn.	West Nassau HS (Callahan, Fla.)
4	Carter Murphy	G	6-4	205	Sr.#	TR	Phoenix, Ariz.	Arcadia HS / Air Force Academy
5	Tafara Gapare	F	6-9	206	So.	TR	Wellington, New Zealand	South Kent School (Conn.) / Massachusetts
10	Ebenezer Dowuona	C	6-11	230	Sr.	TR	Accra, Ghana	The Heritage School (Ga.) / NC State
11	Baye Ndongo	F	6-9	214	Fr.	HS	Mboro, Senegal	Putnam (Conn.) Science Academy
12	Tyzhaun Claude	F	6-7	226	Sr.#	TR	Goldboro, N.C.	Moravian Prep / Morehead State / Western Carolina
13	Miles Kelly	G	6-6	180	Jr.	2VL	Stone Mountain, Ga.	Parkview HS / Hargrave Military Academy (Va.)
14	Kowacie Reeves, Jr.	G	6-7	202	Jr.	TR	Macon, Ga.	Westside HS / Florida
23	Ibrahima Sacko	F	6-6	225	Fr.	HS	Conakry, Guinea	J. Addison School (Markham, Ontario)
24	Amaree Abram	G	6-4	195	So.	TR	Port Arthur, Texas	Southern California Academy / Mississippi
30	Ibrahim Souare	F	6-9	214	Fr.	HS	Conakry, Guinea	Canyon International Academy (Glendale, Ariz.)
33	Marcos San Miguel	G	6-4	190	Fr.	HS	Atlanta, Ga.	Campbell HS
35	Emmer Nichols	F	6-6	215	r-Fr.	RS	Woodside, Calif.	Sacred Heart Preparatory School

## ALPHABETICAL

No.	Name	Pos.	Ht.	Wt.	Cl.	Exp.	Hometown	High School/College
24	Amaree Abram	G	6-4	195	So.	TR	Port Arthur, Texas	Southern California Academy / Mississippi
12	Tyzhaun Claude	F	6-7	226	Sr.#	TR	Goldboro, N.C.	Moravian Prep / Morehead State / Western Carolina
3	Dallan "Deebo" Coleman	G	6-6	210	Jr.	2VL	Memphis, Tenn.	West Nassau HS (Callahan, Fla.)
10	Ebenezer Dowuona	C	6-11	230	Sr.	TR	Accra, Ghana	The Heritage School (Ga.) / NC State
5	Tafara Gapare	F	6-9	206	So.	TR	Wellington, New Zealand	South Kent School (Conn.) / Massachusetts
2	Naithan George	G	6-3	180	Fr.	HS	Toronto, Ontario	Canyon International Academy (Glendale, Ariz.)
13	Miles Kelly	G	6-6	180	Jr.	2VL	Stone Mountain, Ga.	Parkview HS / Hargrave Military Academy (Va.)
4	Carter Murphy	G	6-4	205	Sr.#	TR	Phoenix, Ariz.	Arcadia HS / Air Force Academy
11	Baye Ndongo	F	6-9	214	Fr.	HS	Mboro, Senegal	Putnam (Conn.) Science Academy
35	Emmer Nichols	F	6-6	215	r-Fr.	RS	Woodside, Calif.	Sacred Heart Preparatory School
14	Kowacie Reeves, Jr.	G	6-7	202	Jr.	TR	Macon, Ga.	Westside HS / Florida
23	Ibrahima Sacko	F	6-6	225	Fr.	HS	Conakry, Guinea	J. Addison School (Markham, Ontario)
33	Marcos San Miguel	G	6-4	190	Fr.	HS	Atlanta, Ga.	Campbell HS
30	Ibrahim Souare	F	6-9	214	Fr.	HS	Conakry, Guinea	Canyon International Academy (Glendale, Ariz.)
1	Kyle Sturdivant	G	6-3	195	Sr.*	3VL	Norcross, Ga.	Norcross HS / Southern California
0	Lance Terry	G	6-3	198	Sr.*	1VL	College Park, Ga.	The Heritage School (Ga.) / Gardner-Webb

\*5th-year senior; #graduate transfer

**Head Coach:** Damon Stoudamire (Arizona, 1995), 1st season

**Associate Head Coach:** Karl Hobbs (Connecticut, 1984), 1st season

**Assistant Coach:** B.J. Elder (Georgia Tech, 2014), 5th season

**Assistant Coach:** Pershin Williams (North Florida, 2005), 1st season

**Assistant Coach:** Nate Babcock (Wisconsin-Eau Claire, 2009), 1st season

**Assistant Coach:** Bonzi Wells (Ball State, 1998), 1st season

**Director of Player Personnel:** Matt Holt (Northeastern, 2011), 1st season

**Director of Scouting:** Hayden Sheridan (Arizona, 2016), 6th season

**Director of Operations:** Tyler Benson (St. Bonaventure, 2009), 8th season

**Assistant Director of Operations:** Taylor Ann Hendricks (Iowa State, 2020), 2nd season

**Associate Director of Sports Medicine/Men's Basketball:** Richard Stewart (Salisbury, 2005), 17th season

**Director of Strength and Conditioning/Men's Basketball:** Justin Landry (Cal State East Bay, 2012), 1st season

**Recruiting and Operations Coordinator:** Jake Alburnus (Western Michigan, 2020), 1st season

## BY CLASS

**Seniors:** Tyzhaun Claude, Ebenezer Dowuona, Carter Murphy, Kyle Sturdivant, Lance Terry

**Juniors:** Dallan "Deebo" Coleman, Miles Kelly, Kowacie Reeves, Jr.

**Sophomores:** Amaree Abram, Tafara Gapare

**Freshman:** Naithan George, Baye Ndongo, Emmer Nichols, Ibrahima Sacko, Marcos San Miguel, Ibrahim Souare

## BY STATE/COUNTRY

**Arizona:** Carter Murphy

**California:** Emmer Nichols

**Canada:** Naithan George

**Georgia:** Miles Kelly, Kowacie Reeves, Jr., Marcos San Miguel, Kyle Sturdivant, Lance Terry

**Ghana:** Ebenezer Dowuona

**Guinea:** Ibrahima Sacko, Ibrahim Souare

**New Zealand:** Tafara Gapare

**North Carolina:** Tyzhaun Claude

**Senegal:** Baye Ndongo

**Tennessee:** Dallan "Deebo" Coleman

**Texas:** Amaree Abram

## BY MAJOR

**Business Administration:** Amaree Abram, Dallan "Deebo" Coleman, Tafara Gapare, Miles Kelly, Ibrahima Sacko, Ibrahim Souare, Kyle Sturdivant

**Computer Science:** Marcos San Miguel

**Economics/International Affairs:** Emmer Nichols

**History, Technology & Society:** Tyzhaun Claude, Ebenezer Dowuona, Kowacie Reeves, Jr., Lance Terry

**Literature, Media & Communication:** Baye Ndongo

**Operations Research (MS):** Carter Murphy

## BY HEIGHT

6-3 Naithan George, Kyle Sturdivant, Lance Terry

6-4 Amaree Abram, Carter Murphy, Marcos San Miguel

6-6 Dallan "Deebo" Coleman, Miles Kelly, Emmer Nichols, Ibrahima Sacko

6-7 Tyzhaun Claude, Kowacie Reeves, Jr.

6-9 Tafara Gapare, Baye Ndongo, Ibrahima Souare

6-11 Ebenezer Dowuona

## PRONUNCIATION GUIDE

McCamish Pavilion Mc-CAM-ish

Amaree Abram uh-MAR-ee

Tyzhaun Claude ty-ZHON

Dallan "Deebo" Coleman DELL-un, DEE-bo

Ebenezer Dowuona duh-WANNA

Tafara Gapare tuh-FAR-uh-guh-PAR-ee

Baye Ndongo BYE nDON-go

Kowacie Reeves, Jr. ko-WAY-see

Ibrahima Sacko EE-bruh-HEE-muh SOCK-oh

Ibrahim Souare EE-bruh-HEEM SWAR-ay  
(rhymes with soiree)

Kyle Sturdivant STIR-de-vunt



# RADIO/TV ROSTER



**Amaree Abram**  
G • 6-4 • So.

**24**



**Tyzhaun Claude**  
F • 6-7 • Grad Sr.

**12**



**Dallan "Deebo" Coleman**  
G • 6-6 • Jr.

**3**



**Ebenezer Dowuona**  
C • 6-11 • Sr.

**10**



**Tafara Gapare**  
F • 6-9 • So.

**5**



**Naithan George**  
G • 6-3 • Fr.

**2**



**Miles Kelly**  
G • 6-6 • Jr.

**13**



**Carter Murphy**  
G • 6-4 • Grad Sr.

**4**



**Baye Ndongo**  
F • 6-9 • Fr.

**11**



**Emmer Nichols**  
F • 6-6 • r-Fr.

**35**



**Kowacie Reeves, Jr.**  
G • 6-7 • Jr.

**14**



**Ibrahima Sacko**  
F • 6-6 • Fr.

**23**




**Marcos San Miguel**  
G • 6-4 • Fr.

**33**




**Ibrahim Souare**  
F • 6-9 • Jr.

**30**



**Kyle Sturdivant**  
G • 6-3 • 5th-yr. Sr.

**1**



**Lance Terry**  
G • 6-2 • 5th-yr. Sr.

**0**



**Damon Stoudamire**  
Head Coach



**Karl Hobbs**  
Associate Head Coach



**B.J. Elder**  
Assistant Coach



**Pershin Williams**  
Assistant Coach




**Nate Babcock**  
Assistant Coach



**Bonzi Wells**  
Assistant Coach

GAME NOTES

# RADIO/TV CHEAT SHEET



## 0

### LANCE TERRY

**Guard • 6-3 • 198 • Senior • College Park, Ga.**

Year	GP/GS	PPG	RPG	APG	FG%	3FG%	FT%
2023-24	-	-	-	-	-	-	-
Season Highs	Pts: -	Reb: -	Ast: -	Min: -	-	-	-
Career Highs	Pts: 26	Reb: 7	Ast: 4	Min: 40:00	-	-	-

### Notes

- Has not played this season due to injury, has elected to red-shirt and return in 2023-24
- Over the last 11 games of 2022-23 - 13.3 ppg, 43.4% FG, 43.3% 3pt FG, 77.8% FT
- Finished as Tech's top 3pt FG pct. at 38.8% in all games, 42.1% in ACC games
- Tech's No. 2 scorer in ACC games - 11.4 ppg, 42.1% FG, 74.2% FT; season-high 24 pts vs. Miami, Syracuse



## 1

### KYLE STURDIVANT

**Guard • 6-3 • 195 • Senior • Norcross, Ga.**

Year	GP/GS	PPG	RPG	APG	FG%	3FG%	FT%
2023-24	15/0	7.5	2.3	3.3	.422	.310	.844
Season Highs	Pts: 21	Reb: 10	Ast: 9	Min: 27:43	-	-	-
Career Highs	Pts: 21	Reb: 10	Ast: 10	Min: 39:10	-	-	-

### Notes

- Averaging 18.8 minutes and 7.5 ppg off the bench this season, 2.08-1 assist/turnover ratio (12th ACC)
- Averaged 10.3 points and 2.0 assists in Diamond Head Classic, career-high 21 vs. UMass (6-10 FG, 8-8 FT)
- Five double-figure scoring games this season, career-high 21 vs. UMass
- Came up one assist shy of a triple-double vs. Boston College (11 pts/10 reb/9 ast)



## 2

### NAITHAN GEORGE

**Guard • 6-3 • 180 • Freshman • Toronto, Ontario**

Year	GP/GS	PPG	RPG	APG	FG%	3FG%	FT%
2023-24	12/11	7.3	2.2	4.6	.384	.189	.577
Season Highs	Pts: 14	Reb: 5	Ast: 11	Min: 33:15	-	-	-
Career Highs	Pts: 14	Reb: 5	Ast: 11	Min: 33:15	-	-	-

### Notes

- Started last 11 games at PG position, ranks 3rd in ACC in assist average, 9th in assist/TO ratio (2.39-1)
- Averaging 5.5 points and 6.8 assists in ACC games (No. 2 in ACC in assist average vs. ACC teams)
- 8 or more assists in four games (Duke, Alabama A&M, Penn State, Notre Dame)
- Averaged 10.7 points, 3.3 assists at Diamond Head Classic, season-high 14 pts vs. Hawaii



## 3

### DALLAN "DEEBO" COLEMAN

**Guard • 6-6 • 210 • Junior • Memphis, Tenn.**

Year	GP/GS	PPG	RPG	APG	FG%	3FG%	FT%
2023-24	15/0	7.6	2.8	0.9	.406	.339	.652
Season Highs	Pts: 24	Reb: 5	Ast: 3	Min: 33:47	-	-	-
Career Highs	Pts: 24	Reb: 9	Ast: 8	Min: 40:00	-	-	-

### Notes

- Tech's 2nd-leading 3pt shooter by percentage (33.9% FG), 4th leading scorer in all game and vs. ACC
- Scored total of 15 points with seven rebounds in back-to-back vs. Miss. State and Duke
- Just six turnovers in 362 minutes this season (11 turnover-free games)
- Career high 24 points vs. UMass Lowell (7-12 FG, 5-9 3pt FG), averaged just 5.4 since then



## 4

### CARTER MURPHY

**Guard • 6-4 • 205 • Senior • Phoenix, Ariz.**

Year	GP/GS	PPG	RPG	BPG	FG%	3FG%	FT%
2023-24	5/0	1.2	1.0	0.0	.400	.400	.000
Season Highs	Pts: 3	Reb: 4	Ast: 0	Min: 14:17	-	-	-
Career Highs	Pts: 19	Reb: 6	Ast: 5	Min: 40:00	-	-	-

### Notes

- Played in 5 games off the bench (5.1 minutes per game), missed last 5 games with ankle injury
- Graduate transfer from Air Force studying operations research at Georgia Tech
- Played in 31 games, starting 2, last season for the Falcons (7.2 ppg, 50% FG)
- Made eight starts in 70 games, averaging 5.0 ppg over 4 seasons at Air Force



## 5

### TAFARA GAPARE

**Forward • 6-9 • 206 • Sophomore • Wellington, New Zealand**

Year	GP/GS	PPG	RPG	BPG	FG%	3FG%	FT%
2023-24	12/5	4.7	2.3	1.1	.368	.200	.588
Season Highs	Pts: 20	Reb: 7	Blk: 4	Min: 29:01	-	-	-
Career Highs	Pts: 20	Reb: 7	Blk: 5	Min: 29:01	-	-	-

### Notes

- Started first three games (2 total pts, 2.0 rpg, 1-9 FG), DNP next 3, played last 9 (6.0 ppg, 2.4 rpg, 40.8% FG)
- Named ACC Rookie of the Week 3 times following performance vs. Duke, Penn State, Diamond Head Classic
- Started last 2 games in Diamond Head Classic; 9 pts 7 reb, 4 blocks in win vs. Hawai'i, scoreless vs. Nevada
- Name pronounced "tuh-FAR-uh guh-PAR-ee"



## 10

### EBENEZER DOWUONA

**Center • 6-11 • 230 • Senior • Accra, Ghana**

Year	GP/GS	PPG	RPG	BPG	FG%	3FG%	FT%
2023-24	12/8	1.5	1.7	0.3	.529	.000	.000
Season Highs	Pts: 2	Reb: 4	Blk: 1	Min: 20:44	-	-	-
Career Highs	Pts: 11	Reb: 9	Blk: 8	Min: 46	-	-	-

### Notes

- Played in first 10 games, starting eight (Tech 5-3 in those games)
- Former 4-star HS prospect who attended The Heritage School in Georgia, transfer from NC State
- Best season with Wolfpack was 2021-22, started 27 games, 4.1 ppg, 4.1 rpg, 1.7 blocks, 54 blocks
- Surname pronounced "duh-WANNA"



## 11

### BAYE NDONGO

**Forward • 6-9 • 214 • Freshman • Mboro, Senegal**

Year	GP/GS	PPG	RPG	BPG	FG%	3FG%	FT%
2023-24	12/12	12.6	9.2	1.3	.593	.375	.571
Season Highs	Pts: 22	Reb: 19	Blk: 4	Min: 41:57	-	-	-
Career Highs	Pts: 22	Reb: 19	Blk: 4	Min: 41:57	-	-	-

### Notes

- Started last 12 games, has become Tech's rebounding and blocked shot leader and 2nd-leading scorer
- Named ACC Rookie of the Week 3 times following performance vs. Duke, Penn State, Diamond Head Classic
- Averaging 16.3 ppg, 8.3 rpg, 60% FG in ACC games
- No. 4 in ACC in rebound average, No. 4 in off reb avg, No. 3 in FG pct., No. 9 in blocks per game



## 12

### TYZHAUN CLAUDE

**Forward • 6-7 • 226 • Senior • Goldsboro, N.C.**

Year	GP/GS	PPG	RPG	APG	FG%	3FG%	FT%
2023-24	15/4	5.1	4.9	0.9	.492	.143	.548
Season Highs	Pts: 19	Reb: 10	Ast: 3	Min: 29:50	-	-	-
Career Highs	Pts: 24	Reb: 17	Ast: 3	Min: 36	-	-	-

### Notes

- Tech's 3rd-leading rebounder, No. 17 ACC in offensive rebounds (2.00 per game)
- Averaged 6.3 rebounds in Diamond Head Classic
- Double-double (10 pts/10 reb) vs. Georgia Southern, 19 pts (8-15 FG) vs. Howard, 8 rebs vs. Duke, 9 vs. UMass
- Transfer from Western Carolina who also played two seasons at Morehead State (DNP due to injury in 2020-21)



## 13


### MILES KELLY

**Guard • 6-6 • 180 • Junior • Stone Mountain, Ga.**

Year	GP/GS	PPG	RPG	APG	FG%	3FG%	FT%
2023-24	15/15	15.6	5.9	2.0	.352	.278	.685
Season Highs	Pts: 27	Reb: 12	Ast: 6	Min: 40:35	-	-	-
Career Highs	Pts: 30	Reb: 12	Ast: 6	Min: 40:35	-	-	-

### Notes

- Averaging 18.3 ppg, 5.8 rpg, 44.1% FG, 40.0% 3pt FG in ACC games (T-4th in scoring average)
- Five 20-pt games this season, recorded first career double-double vs. Miss. St. (22 pts, 12 reb)
- Averaged 19 ppg and 9.5 rpg in Tech's wins over Miss. State and Duke, 12-of-14 FT, 6-of-17 3pt FG
- No. 14 in the ACC in scoring, No. 2 in most FG att., No. 2 in 3pt att., No. 6 in FT att



## 14


### KOWACIE REEVES, JR.

**Forward • 6-7 • 202 • Junior • Macon, Ga.**

Year	GP/GS	PPG	RPG	APG	FG%	3FG%	FT%
2023-24	15/15	12.3	4.6	0.9	.444	.397	.825
Season Highs	Pts: 20	Reb: 10	Ast: 3	Min: 38:12	-	-	-
Career Highs	Pts: 21	Reb: 10	Ast: 3	Min: 38:12	-	-	-

### Notes

- One of 2 players to start all 15 games (also Kelly), 2nd on team in minutes (32:00 per game, No. 15 ACC)
- Double figure points in 9 of 15 games, leads team in 3pt pct. (.394), No. 2 in FT pct. (.825)
- Averaging 14.5 ppg, 4.0 rpg, 48.8% FG, 52.2% 3pt FG in ACC games
- First name pronounced "ko-WAY-see"



## 23

### IBRAHIMA SACKO

**Forward • 6-6 • 225 • Freshman • Conakry, Guinea**

Year	GP/GS	PPG	RPG	APG	FG%	3FG%	FT%
2023-24	11/0	1.7	2.7	0.2	.444	.250	.143
Season Highs	Pts: 4	Reb: 4	Ast: 1	Min: 23:51	-	-	-
Career Highs	Pts: 4	Reb: 4	Ast: 1	Min: 23:51	-	-	-

### Notes

- Seen action in 11 games, scored in 8 (11.1 minutes per game), season-high 8 rebs vs. UMass Lowell
- Rated a top-3 player out of Canada by recruiting analyst Josh Millican
- Earned OSBA first-team all-star and defensive player of the year honors at J. Addison School in 2022-23
- Name pronounced "ee-bruh-HEE-muh SOCK-oh"



## 24

### AMAREE ABRAM

**Guard • 6-4 • 195 • Sophomore • Port Arthur, Texas**

Year	GP/GS	PPG	RPG	APG	FG%	3FG%	FT%
2023-24	6/4	4.7	2.7	1.5	.265	.235	.667
Season Highs	Pts: 8	Reb: 4	Ast: 3	Min: 20:23	-	-	-
Career Highs	Pts: 26	Reb: 5	Ast: 5	Min: 38	-	-	-

### Notes

- Started first 4 games (16.0 minutes, 5.0 ppg, 2.0 apg), played only vs. Alabama A&M, Penn State since
- Former four-star guard prospect out of Texas who transferred from Ole Miss following his freshman season
- Fourth on the team in scoring and second in assists, second on the team with 39 three pointers made
- First name pronounced "uh-MAR-ee"

GAME NOTES