

Upstate

BASKETBALL



Women's Basketball Game Notes

Athletic Communications | 800 University Way | Contact: Kendra Toman (KT24@uscupstate.edu)

Game 13

USC Upstate Spartans (5-7; 0-0 Big South) vs. Georgia Tech Yellow Jackets (8-3; 0-0 ACC)



Date: December 20, 2023 | 2:00 p.m.
Location: McCamish Pavilion | Atlanta, Ga.
Broadcast: ACCNX
Stats: <https://stats.statbroadcast.com/broadcast/?gid=geot&sport=bbgame&gender=w>
Social Media: @UpstateSpartans; @UpstateWBB
Hashtags: #SpartanArmy

USC Upstate Spartans

Last Game ▶ L, 56-53 vs. UNCG (12/18/23)
 Head Coach ▶ Jason Williams (187-118; 11th season)
 Williams vs. Georgia Tech ▶ 0-0

Georgia Tech Yellow Jackets

Last Game ▶ W, 64-53 vs. UGA (12/16/23)
 Head Coach ▶ Nell Fortner (241-168; 14th season)
 Fortner vs. Upstate ▶ 0-0

2023-24 SCHEDULE

DATE	OPPONENT	TIME (ET) RESULT
Nov. 7	at Davidson	L, 86-51
Nov. 9	at ECU	L, 105-35
Nov. 11	at University of Kentucky	L, 82-54
Nov. 14	vs. Lees-McRae	W, 72-44
Nov. 17	at Queens	L, 61-51
Nov. 20	vs. S.C. State	W, 58-53
Nov. 24	Detroit Mercy (MTE)	L, 71-64
Nov. 25	North Florida (MTE)	W, 73-60
Nov. 30	at Samford	L, 57-52
Dec. 5	at WCU	W, 73-64
Dec. 9	vs. Furman	W, 61-58
Dec. 18	vs. UNC Greensboro	L, 56-53
Dec. 20	at Georgia Tech	2:00 P.M.
Jan. 3	vs. UNC Asheville [!]	7:00 P.M.
Jan. 6	at Winthrop [!]	2:00 P.M.
Jan. 13	vs. Charleston Southern [!]	4:00 P.M.
Jan. 17	at Longwood [!]	7:00 P.M.
Jan. 20	vs. Radford [!]	4:00 P.M.
Jan. 24	at High Point [!]	7:00 P.M.
Jan. 27	at Gardner-Webb [!]	1:00 P.M.
Jan. 31	vs. Presbyterian [!]	7:00 P.M.
Feb. 3	at Radford [!]	2:00 P.M.
Feb. 7	vs. Longwood [!]	7:00 P.M.
Feb. 10	at UNC Asheville [!]	1:00 P.M.
Feb. 14	vs. High Point [!]	7:00 P.M.
Feb. 17	vs. Gardner-Webb [!]	TBA
Feb. 21	at Charleston Southern [!]	6:00 P.M.
Feb. 24	vs. Winthrop [!]	4:00 P.M.
Feb. 28	at Presbyterian [!]	6:30 P.M.

Bold indicates home game
 [!] = Big South Conference Game
 *Schedule Subject to Change

OPENING TIP

- Upstate most recently collected its first home loss of the season as it fell just short against the Spartans of UNC Greensboro (56-53).
- Prior to Monday morning's game, the last time Upstate women's basketball lost at home was Feb. 18, 2023 when the Spartans fell 83-51 to the Panthers of High Point University.
- The Spartans were led on offense by Jeni Levine and Isabell West, both who scored 13 points over UNCG.
- Levine's 13 points tied her career-high for scoring with which was previously set this season against Detroit Mercy (11/24/23).
- This was J. Levine's fifth game of the season scoring in double figures and her third consecutive game scoring in double figures (11 pts. vs. WCU; 10 pts vs. Furman; 13 pts. vs. UNCG).
- West had her fourth game of the season scoring in double figures with the 13 points she scored.
- Both West and Levine played season-high minutes against UNCG as West played 31 minutes and Levine played 34 minutes.
- Zora Fray-Chinn came off the bench against UNCG and tied her season-high for scoring with seven points, which was previously set against Western Carolina (12/5/23).
- Upstate tied its season-high for blocked shots (4) which was previously set against Furman (12/9/23).

POTENTIAL STARTERS (BASED ON PREVIOUS GAMES)

Name	MPG	FG%	3PT%	FT%	RPG	PPG	AST	BLK	STL
Jeni Levine	28.7	.434	.278	.643	1.9	7.2	19	2	21
Dakota Reeves	27.8	.390	.377	1.00	2.1	8.1	7	--	9
Trinity Johnson	32.1	.253	.286	.700	4.8	8.0	58	2	21
Rebekah Gordon	23.3	.450	.077	.630	4.5	9.8	6	3	7
AC Markham	26.7	.426	.545	.545	6.4	5.8	25	7	3


OFF THE BENCH

Name	MPG	FG%	3PT%	FT%	RPG	PPG	AST	BLK	STL
Zora Fray-Chinn	15.2	.273	.188	.818	2.0	3.3	5	2	1
Macy Wike	9.0	.200	.250	.667	0.3	1.8	--	--	1
Isabell West	20.3	.600	.667	.745	5.7	10.6	2	7	9
Cali Levine	9.1	.200	.125	.000	1.1	0.6	2	--	--
Gracie Barnes	14.8	.339	.111	1.00	0.7	4.0	3	1	2
Cassie Gallagher	--	--	--	--	--	--	--	--	--
Vera Soderblom	--	--	--	--	--	--	--	--	--
Emma Blair	--	--	--	--	--	--	--	--	--

*Based on previous game's lineup

Upstate

BASKETBALL



Women's Basketball Game Notes

Athletic Communications | 800 University Way | Contact: Kendra Toman (KT24@uscupstate.edu)

QUICK FACTS

LocationSpartanburg, S.C.
 Founded 1967
 Enrollment 6,300
 Nickname Spartans
 Colors.....Green (PMS 348), Black
 Affiliation NCAA Division I
 Conference Big South Conference
 Homecourt..... Eddie & Ann Payne Arena/G.B Hodge Center
 Chancellor Dr. Bennie Harris
 Director of Athletics..... Matthew Martin
 Senior Woman AdministratorSarah Gildersleeve
 Faculty Athletics Representative Dr. Michelle Garland

HISTORY

First Season of Basketball 1974-75
 Seasons..... 50th season in 2023-24
 All-Time Record 628-708
 NCAA Division I Record..... 222-277
 Big South Conference Record 32-57
 NCAA Tournament Appearances (Last).....4 (2006 [DII])
 Last NCAA Tournament Opponent.....Wingate (L, 67-59)

TEAM INFORMATION

2022-23 Record 11-20
 Home8-7
 Away2-12
 Neutral 1-1
 Big South Conference Record 7-11
 Home5-4
 Away2-7
 FinishSeventh
 TournamentQuarterfinals
 Starters Returning/Lost.....4/1
 Letterwinners Returning/Lost7/6
 Newcomers.....8

COACHING/SUPPORT STAFF

Head CoachJason Williams (Second Season)
 Alma MaterGreensboro College, 2004
 USC Upstate Record..... 16-27
 Career Record 187-118
 Associate Head Coach Steven Rhodes (Second Season)
 Alma Mater UNC Wilmington, 2014
 Assistant Coach..... Jennifer DeGraaf (Second Season)
 Alma Mater UNC Wilmington, 2018
 Assistant Coach.....Haley Horstman (First Season)
 Alma Mater Findlay, 2017

Sports CommunicationsKendra Toman
 Email kt24@uscupstate.edu
 Office Phone(864) 503-5152

- ◇ Isabell West leads the team in overall scoring with 127 total points, averaging 10.6 points per game, while also holding a 60.0% field goal percentage (45-75), holding a 66.7% three points percentage, and going 74.5% from the free throw line (35-47).
- ◇ Rebekah Gordon sits just behind her with 118 points, averaging 9.8 points per game, after going 50-111 from the field (45.0%).
- ◇ Johnson continues to lead the team in assists with 58 as well as being tied with Jeni Levine to lead the team in steals (21).
- ◇ Reeves leads the Spartans in shots from distance with a 37.7% three-point percentage after going 29-77.
- ◇ Every Spartan sits with above 50.0% from the free throw line with both Reeves and Barnes sitting with a spotless 100%. Johnson leads the team for free throws made and free throws attempted (42-60) and West sits just behind her going 35-47.
- ◇ Johnson is ranked both nationally and within the conference for assists (NCAA 30th; Big South 1st), assists per game (NCAA 39th; Big South 1st), and free throw attempts (NCAA 43rd; Big South 2nd).
- ◇ Reeves is ranked both nationally and within the conference for three pointers made (NCAA 33rd; Big South 1st) and three pointers attempted per game (NCAA 33rd; Big South 2nd).
- ◇ The highest NCAA ranking Upstate has as a team in for tunovers forced per game (144th; 17.33)
- ◇ Within the Big South Upstate is second for field goal percentage (.400; 251-628) and first for combined opponent rebounds (424; 35.3 avg/g).
- ◇ This will be Upstate's final game in the 2023 year.
- ◇ The Spartans are back in action to commence Big South play against UNC Asheville at home on January 3rd.

2023-24 ROSTER

No.	Name	Yr.	Pos.	Ht.	Hometown (Previous School)
0	Zora Fray-Chinn	R-So.	G	5-11	Orlando, Fla. (Wright State)
1	Jeni Levine	So.	PG	5-6	Vinton, Va. (Staunton River HS)
2	Macy Wike	Fr.	G	5-9	Cullowhee, N.C. (Asheville Christian Academy)
3	Dakota Reeves	Gr.	G	5-7	Cincinnati, Ohio (University of Charleston)
11	Isabell West	Gr.	PG	6-0	Shakopee, Minn (Iowa Wesleyan)
12	Cali Levine	Fr.	G	5-6	Vinton, Va. (Staunton River HS)
14	Trinity Johnson	Gr.	G	5-7	Hopkins, S.C. (Presbyterian)
21	Rebekah Gordon	So.	F	6-1	New Boston, Ind. (Central Michigan)
23	Cassie Gallagher	Fr.	G	5-11	Cookeville, Tenn. (Cookeville, HS)
35	AC Markham	So.	F	5-10	Murfreesboro, Tenn. (Providence Christian Acad.)
34	Vera Soderblom	So.	F	6-0	Gothenburg, Sweden (Lulea Gymnasieskola)
42	Emma Blair	Fr.	G	6-2	Latrobe, Pa. (Greater Latrobe HS)

Head Coach: Jason Williams (Greensboro College, 2004), second season

Associate Head Coach: Steven Rhodes (UNC Wilmington, 2014), second season

Assistant Coach: Jennifer DeGraaf (UNC Wilmington, 2018), second season

Assistant Coach: Haley Horstman (University of Findlay, 2017), first season

PRONUNCIATIONS:

0 Zor-uh Fray-Chinn | 1 Jen-ee Luh-veen | 12 Cal-ee Luh-veen | 21 Rebecca Gordon | 33 Ay-see Markham | 34 Vera Soo-der-blum

Upstate

BASKETBALL



Women's Basketball Game Notes

Athletic Communications | 800 University Way | Contact: Kendra Toman (KT24@uscupstate.edu)

THE MATCHUP

Overall	0-2
Williams vs. Georgia Tech	0-0
First Meeting.....	December 6, 2007
Last Meeting	December 5, 2015
Last Upstate Win.....	
Last Georgia Tech Win.....	December 5, 2015
Series Record at Upstate.....	0-0
Series Record at Georgia Tech.....	0-2
Series Record at Neutral Sites	0-0
Series Streak.....	Upstate L2
Most Upstate Points.....	December 5, 2015 (46)
Most Georgia Tech Points.....	December 6, 2007 (92)
Fewest Upstate Points	December 6, 2007 (45)
Fewest Georgia Tech Points	December 5, 2015 (87)

LAST 20 MEETINGS

Dec. 5, 2015 (Atlanta, Ga.) UPST 46; GT 87
 Dec. 6, 2007 (Atlanta, Ga.) UPST 45; GT 92

STAT COMPARISONS

UPST	GT	
58.1.....	Scoring Offense.....72.9	
66.4	Scoring Defense.....60.5	
-8.3.....	Scoring Margin.....+12.5	
40.0	Field Goal Pct.44.4	
40.6	Field Goal Pct. Defense.....36.5	
29.0	3-PT Field Goal Pct.30.7	
31.6	3-PT Field Goal Pct. Defense.....30.5	
69.5	Free Throw Pct.71.4	
34.0	Rebounds/Game.....42.1	
35.3	Rebounds Against/Game.....35.5	
-1.3.....	Rebounding Margin.....+6.5	
10.8	Assists/Game.....16.7	
21.2	Turnovers/Game.....13.3	
17.3	Turnovers Forced/Game	14.0
-3.9.....	Turnover Margin.....+0.7	
6.3.....	Steals/Game.....6.4	
2.0.....	Blocks/Game	2.0

GAME-BY-GAME STARTERS

Opponent	1	2	3	4	5
Davidson	J. Levine	Reeves	Johnson	Gordon	Markham
ECU	J. Levine	Reeves	Johnson	Gordon	Markham
Univeristy of Kentucky	J. Levine	Reeves	Johnson	Gordon	Markham
Lees-McRae	J. Levine	Reeves	Barnes	Gordon	Markham
Queens	J. Levine	Reeves	Johnson	Gordon	Markham
S.C. State	J. Levine	Reeves	Johnson	Gordon	Markham
Detroit Mercy	J. Levine	Reeves	Johnson	Gordon	Markham
North Florida	J. Levine	Reeves	Johnson	Gordon	Markham
Samford	J. Levine	Reeves	Johnson	Gordon	Markham
WCU	J. Levine	Reeves	Johnson	Gordon	Markham
Furman	J. Levine	Reeves	Johnson	Gordon	Markham
UNC Greensboro	J. Levine	Reeves	Johnson	Gordon	Markham
Georgia Tech					
UNC Asheville [!]					
Winthrop [!]					
Charleston Southern [!]					
Longwood [!]					
Radford [!]					
High Point [!]					
Gardner-Webb [!]					
Presbyterian [!]					
Radford [!]					
Longwood [!]					
UNC Asheville [!]					
High Point [!]					
Gardner-Webb [!]					
Charleston Southern [!]					
Winthrop [!]					
Presbyterian [!]					

LINEUP COMBINATIONS

Games	Record	Lineup
Game 1-3	0-3	J. Levine, Reeves, Johnson, Gordon, Markham
Game 4	1-0	J. Levine, Reeves, Barnes, Gordon, Markham
Game 5-12	4-4	J. Levine, Reeves, Johnson, Gordon, Markham

SHOOTING PERCENTAGE QUICK GLANCE

20% FG: ECU (28.9%)
30% FG: UK (37.9%), QU (30.9%), S.C. State (38.8%), UDM (31.8%), UNCG (32.7%)
40% FG: DC (43.9%), SAM (43.1%), WCU (44.4%), FUR (42.6%)
50% FG: LMC (53.1%), UNF (54.2%)
60% FG: --

SHOOTING PERCENTAGE DEFENSE QUICK GLANCE


10% FG: --
20% FG: S.C. State (29.1%)
30% FG: LMC (32.7%), UNF (33.8%), SAM (35.7%), FUR (37.0%), UNCG (35.1%)
40% FG: UK (48.5%), QU (40.0%), UDM (44.8%), WCU (41.4%)
50% FG: DC (50.9%), ECU (53.5%)
60% FG: --

AT THE BREAK

LEADING: LMC (+18), S.C. State (+5), UNCG (+6)
TIED: --
TRAILING: DC (-20), ECU (-38), UK (-26), QU (-4), UDM (-4), UNF (-2), SAM (-10), WCU (-4), FUR (-4)

Upstate

BASKETBALL



Women's Basketball Game Notes

Athletic Communications | 800 University Way | Contact: Kendra Toman (KT24@uscupstate.edu)

UPSTATE'S RECORD WHEN...


Category	OVR
Scoring First	2-1
Opp. Scores First	3-6
Leading After 1Q	3-1
Trailing After 1Q	2-6
Tied After 1Q	0-0
Leading at Half	2-1
Trailing at Half	3-6
Tied at Half	0-0
Leading After 3Q	3-1
Trailing After 3Q	2-6
Tied After 3Q	0-0
In Overtime	0-0
Decided by 1-4 Points	1-1
Decided by 5-9 Points	2-2
Decided by 10+ Points	2-4
Scoring 100+	0-0
Scoring 90-99	0-0
Scoring 80-89	0-0
Scoring 70-79	3-0
Scoring 60-69	1-1
Scoring 50-59	1-5
Scoring 49 or less	0-1
Opp. Scoring 100+	0-1
Opp. Scoring 90-99	0-0
Opp. Scoring 80-89	0-2
Opp. Scoring 70-79	0-1
Opp. Scoring 60-69	2-1
Opp. Scoring 50-59	2-2
Opp. Scoring 49 or less	1-0
50%-plus FG Pct.	2-0
40-49.9% FG Pct.	2-1
30-39.9% FG Pct.	1-4
20-29.9% FG Pct.	0-1
Opp. 50%-plus FG Pct.	0-1
Opp. 40-49.9% FG Pct.	1-3
Opp. 30-39.9% FG Pct.	3-2
Opp. 20-29.9% FG Pct.	1-1
Better FT% than Opp.	3-3
FT% is Equal	0-0
Opp. Better FT%	2-4
Outrebounding Opp.	2-1
Rebounds are Equal	0-1
Outrebounded by Opp.	3-5
Fewer TO than Opp.	3-2
TO are Equal	0-1
More TO than Opp.	2-4
5 in Double Figures	0-0
4 in Double Figures	2-0
3 in Double Figures	0-1
2 in Double Figures	3-4
1 in Double Figures	0-1
Bench Scores More	2-2
Bench Scoring Equal	0-1
Bench Scores Less	3-4
Wins Opening Tip	2-2
Loses Opening Tip	3-5

THE LAST TIME..

A Spartan...	
Scored 20+ Points	December 5, 2023 vs. Western Carolina Isabell West (29)
Scored 25+ Points	March 3, 2022 vs. UNC Asheville; Rachael Rose (25)
Scored 30+ Points	February 26, 2022 vs. North Carolina A&T; Chellia Watson (32)
Scored 35+ Points	November 28, 2018 vs. South Carolina State; Brianna Lewis (35)
Had 10+ Rebounds	December 5, 2023 vs. Western Carolina; AC Markham (10)
Had 15+ Rebounds	February 23, 2022 vs. Longwood; Jada Logan (17)
Had 20+ Rebounds	February 15, 2016 vs. Florida Gulf Coast; Brittany Starling (24)
Had 7+ Assists	November 30, 2023 vs. Samford; Trinity Johnson (7)
Had 10+ Assists	February 4, 2020 vs. Presbyterian; Anda Kuzmina (10)
Had 12+ Assists	February 1, 2018 vs. Lipscomb; DeNisha Swain (12)
Had 5+ Blocks	November 16, 2019 vs. Mars Hill; Quadijah Moore (6)
Had 7+ Blocks	January 21, 1989 vs. USC Aiken; Carla Gambrell (7)
Had 5+ Steals	December 5, 2023 vs. Western Carolina Jeni Levine (5)
Had 7+ Steals	November 16, 2021 vs. South Carolina State (7)
Had 10+ Steals	January 22, 2001 vs. Converse; Kia Manuel (10)
Made 5+ Three-Pointers	November 24, 2023 vs. Detroit Mercy; Dakota Reeves (5)
Made 7+ Three-Pointers	January 19, 2019 vs. Charleston Southern; Michaela Gibbons (7)
No Spartan Scored in Double-Figures	November 7, 2023 vs. Davidson
Two Spartans Scored in Double-Figures	December 18, 2023 vs. UNC Greensboro
Three Spartans Scored in Double-Figures	November 17, 2023 vs. Queens
Four Spartans Scored in Double-Figures	December 9, 2023 vs. Furman
Five Spartans Scored in Double-Figures	December 5, 2022 vs. St. Andrews
Two Spartans with 10+ Rebounds	January 14, 2023 vs. Longwood
Two Spartans Scoring 20+ Points	March 6, 2021 vs. Charleston Southern
Recorded a Double-Double	January 14, 2023 vs. Longwood; AC Markham (11 points; 10 rebounds)
Recorded a Triple-Double	Unknown
USC Upstate...	
Scored 100+ Points	November 28, 2021 vs. Mars Hill (102)
Scored 90+ Points	November 28, 2021 vs. Mars Hill (102)
Scored 80+ Points	February 16, 2022 vs. Presbyterian (80)
Scored 60 Points or Less	December 18, 2023 vs. UNC Greensboro (53)
Scored 50 Points or Less	January 11, 2023 vs. Campbell (49)
Scored 40 Points or Less	November 9, 2023 vs. ECU (35)
Shot 60%+ from the Field	January 29, 2022 vs. Campbell (.625; 30-48)
Shot 55%+ from the Field	November 25, 2023 vs. North Florida (.542; 26-48)
Shot 50%+ from the Field	December 5, 2023 vs. Western Carolina (.444; 28-63)
Shot 40% or Less from the Field	November 20, 2023 vs. S.C. State (.388; 19-49)
Shot 35% or Less from the Field	December 18, 2023 vs. UNC Greensboro (.327; 16-49)
Shot 55%+ from Three	January 29, 2022 vs. Campbell (.563; 9-16)
Shot 50%+ from Three	November 7, 2023 vs. Davidson (.545; 6-11)
Shot 45% or Less from Three	December 18, 2023 vs. UNC Greensboro (.333; 5-15)
Shot 30% or Less from Three	December 5, 2023 vs. Western Carolina (.267; 4-15)
Played a Ranked Team	November 14, 2022 vs. No. 14 Virginia Tech (L, 79-24)
Played a Top-5 Team	November 21, 2019 vs. No. 5 South Carolina (L, 112-32)
Played an Overtime Game	December 1, 2021 vs. Western Carolina (W, 58-51 [OT])
Won an Overtime Game	December 1, 2021 vs. Western Carolina (W, 58-51 [OT])

Upstate

BASKETBALL



Women's Basketball Game Notes

Athletic Communications | 800 University Way | Contact: Kendra Toman (KT24@usa.upstate.edu)

AWARDS TRACKER

Big South Freshman of the Week

Big South Player of the Week

STAT RANKINGS (NCAA TOP-100)

--

INDV. RANKINGS (NCAA TOP-50)

Assists (Johnson)	30th (58)
Assists/Game (Johnson)	39th (5.3)
FT Attempts (Johnson)	43rd (60)
3-pt. Made (Reeves)	33rd (29)
3-pt. Attempts (Reeves)	33rd (77)

Rankings as of 12/19/23

SPECIALTY STATS

Paint Points	
Upstate	320
Opponents	344
Points Off Turnover	
Upstate	157
Opponents	242
Second-Chance Points	
Upstate	108
Opponents	107
Fastbreak Points	
Upstate	113
Opponent	128
Bench Points	
Upstate	234
Opponent	288
Offensive Rebounds	
Upstate	115
Opponent	146
Free Throws in Final 4 Mins.	
Upstate	24-32
Opponents	26-36

MARGIN OF VICTORY/DEFEAT

	1	2	3	4	5	6	7	8	9	10	11-15	16-19	20-24	25+
Wins	--	--	1	--	1	--	--	--	1	--	1	--	--	1
Losses	--	--	1	--	1	--	1	--	--	1	--	--	--	3

TEAM/OPPONENT SUPERLATIVES

Most First Quarter Points	USC Upstate 24	Opponents 25	LMC	UK	Most Third Quarter Points	USC Upstate 21	Opponents 33	UK	ECU
Fewest First Quarter Points	USC Upstate 4	Opponents 6	UNCG, SCSU	ECU	Fewest Third Quarter Points	USC Upstate 12	Opponents 10	UNCG, ECU	QU
Largest First Quarter Lead	USC Upstate +9	Opponents +14	LMC	ECU	Largest Third Quarter Lead	USC Upstate +24	Opponents +59	LMC	ECU
Most Second Quarter Points	USC Upstate 15	Opponents 33	LMC	ECU	Most Fourth Quarter Points	USC Upstate 25	Opponents 21	WCU, UNF	QU, ECU
Fewest Second Quarter Points	USC Upstate 7	Opponents 6	UK	LMC	Fewest Fourth Quarter Points	USC Upstate 10	Opponents 11	ECU	WCU, LMC
Most First Half Points	USC Upstate 57	Opponents 45	LMC	UK	Most Second Half Points	USC Upstate 45	Opponents 54	UNF	ECU
Fewest First Half Points	USC Upstate 13	Opponents 23	UNCG, SCSU	ECU	Fewest Second Half Points	USC Upstate 22	Opponents 26	ECU, FUR	SAM
Largest Halftime Lead	USC Upstate +18	Opponents +38	LMC	ECU	Largest Margin of Victory	USC Upstate +28	Opponents +70	LMC	ECU

MISC. STATS/GAME STAT LEADERS

Jump Balls Controlled	USC Upstate 4	Opponents 8	Rebounds Leader*	Isabell West 6	AC Markham 4	Trinity Johnson 2	Rebekah Gordon 2	Free Throws in Final 4 Mins. ^	Trinity Johnson 13-18	Zora Fray-Chinn 3-3	Jeni Levine 3-4	Isabell West 2-2	Rebekah Gordon 1-2
Scored UPST's First Points	Rebekah Gordon 5	AC Markham 2	Trinity Johnson 2	Dakota Reeves 2	Jeni Levine 1	Assists Leader*	Trinity Johnson 9	AC Markham 3	*Includes Ties				
How Scored First Points	Layup 4	Free Throw 3	Three Pointer 3	Jumper 2	Blocks Leader*	Isabell West 5	AC Markham 4	Jeni Levine 2	Rebekah Gordon 2	Trinity Johnson 2	Gracie Barnes 1		
First Off UPST Bench*	Isabell West 12	Gracie Barnes 9	Cali Levine 2	10+ Point Games	Jeni Levine 5	Rebekah Gordon 4	Trinity Johnson 2	AC Markham 2	Isabell West 2				
Points Leader*	Isabell West 5	Rebekah Gordon 4	Trinity Johnson 2	Jeni Levine 2	AC Markham 1	Dakota Reeves 3	Rebekah Gordon 2	Isabell West 2	Trinity Johnson 2				
3-Points Leader*	Dakota Reeves 10	AC Markham 3	Trinity Johnson 2	Gracie Barnes 1	Jeni Levine 1	Isabell West 1	20+ Point Games	Isabell West 2					
							10+ Rebound Games	AC Markham 1					
							15+ Rebound Games	--					
							Double-Doubles	--					

Upstate

BASKETBALL



Women's Basketball Game Notes

Athletic Communications | 800 University Way | Contact: Kendra Toman (KT24@uscupstate.edu)

WILLIAMS' RECORD VERSUS...

Barton	11-11
Benedict	1-0
Bluefield State	2-0
Campbell	0-2
Catawba	0-2
Central Missouri	0-1
Charleston (W.Va.)	1-1
Charleston Southern	2-0
Chowan	8-0
Clayton State	1-0
Coker	4-3
Converse	15-3
Davidson	0-1
Detroit Mercy	0-1
ECU	0-1
Elizabeth City State	1-0
Emmanuel	11-6
Erskine	12-6
Francis Marion	3-1
Furman	1-0
Gardner-Webb	0-2
Georgia College	0-1
Georgia Southwestern	0-1
Georgia Tech	0-0
High Point	1-1
Johnson & Wales	1-0
Johnson C. Smith	0-1
King	12-9
Lander	0-2
Lees-McRae	18-2
Lenior-Rhyne	3-1
Limestone	6-11
Lincoln Memorial	1-0
Livingstone	2-1
Longwood	1-1
Mars Hill	4-0
Montreat	1-0
Morehead State	1-0
Mount Olive	12-6
Newberry	0-4
North Florida	1-0
North Georgia	1-0
North Greenville	14-4
Old Dominion	0-1
Pfeiffer	7-1
Presbyterian	1-1
Queens	0-2
Radford	1-1
Samford	0-1
S.C. State	1-0
Shaw	1-1
Southern Wesleyan	14-2
Tusculum	2-3
UNC Asheville	1-1
UNC Chapel	0-1
UNC Greensboro	0-2
UNC Pembroke	0-4
Univ. of Kentucky	0-1
Vanderbilt	0-1
Virginia State	0-1
Virginia Tech	0-1
Virginia Union	0-1
Warren Wilson	1-0
Wingate	2-1
Winston-Salem	1-0
Winthrop	2-0
West Virginia	0-1
Western Carolina	1-1



HEAD COACH JASON WILLIAMS

Owning 171 wins over the past nine seasons—making him the second-winningest NCAA women's basketball head coach in the state of North Carolina behind only NC State's West Moore—three combined conference titles, three NCAA appearances, and four conference Coach of the Year selections, Jason Williams has been chosen as the next leader of the USC Upstate

women's basketball program.

Prior to joining the Spartan program, Williams spent the last nine seasons as the head coach at Belmont Abbey College (Belmont, N.C.), leading the program to an aforementioned 171 wins, three NCAA Division II Tournament appearances, including the program's first-ever Elite Eight appearance in 2021-22, two Conference Carolinas regular season championships, and one Conference Carolinas tournament championship.

During his tenure at Belmont Abbey, Williams led the Crusaders to five 20-win seasons and has won 19 or more games in seven of his nine seasons, including a streak of five straight seasons. For his efforts, he's been named Conference Carolinas Coach of the Year on four occasions, taking home the honor in 2013-14, 2017-18, 2019-20, and 2020-21.

Leading the Crusader program, Williams' teams claimed consecutive Conference Carolinas championships, taking the regular season championship in 2019-20 and 2020-21 while winning the conference tournament championship in 2020-21. Under his leadership, the program appeared in three NCAA Division II Tournaments, earning the program's first tournament victory in 15 years during his first season in 2013-14 and advancing to the Elite Eight for the first time in program history in 2020-21 after earning the No. 1 seed in the NCAA Southeast Regional.

Under his guidance, McKenzie Owens earned Conference Carolinas Player of the Year honors and an Honorable Mention All-American nod during the 2014-15 season, making her one of four Crusaders to earn the honor in program history. She also garnered back-to-back First Team All-Conference Carolinas selections in 2013-14 and 2014-15, becoming the first player in nearly 10 years to be named First Team in back-to-back seasons.

Under Williams' tutelage, Maria Kuhlman became Belmont Abbey's second Conference Carolinas Freshman of the Year winner in program history in 2017-18 before wrapping her career with three consecutive First Team All-Conference selections, becoming the first player in program history to earn First Team honors in three straight seasons.

In addition to the program's major award winners and 21 All-Conference Carolinas selections, Williams' Crusader program has seen 29 Academic All-Conference Carolinas selections with his teams holding a 100 percent graduation rate. His program has also claimed three Messick Sportsmanship Awards—an award given to the institution that demonstrates the best overall sportsmanship as voted on by conference coaches—from Conference Carolinas, most recently in 2021-22.

Prior to rejoining the Belmont Abbey athletic department as its women's basketball head coach, Williams spent a season on staff at Jacksonville State University in 2012-13 following eight seasons on the Crusaders' men's basketball staff from 2004-2012.

CAREER NOTES

Coaching Experience

2004-12	Belmont Abbey	MBB Assistant Coach
2012-13	Jacksonville State	Assistant Coach
2013-22	Belmont Abbey	Head Coach
2022-pres.	USC Upstate	Head Coach

YEAR-BY-YEAR COACHING RECORD


Year	School	Position	Overall	Conf.	Postseason
2013-14	Belmont Abbey	Head Coach	22-9	15-3	NCAA 2nd Round
2014-15	Belmont Abbey	Head Coach	20-10	15-7	
2015-16	Belmont Abbey	Head Coach	8-21	7-16	
2016-17	Belmont Abbey	Head Coach	11-17	9-13	
2017-18	Belmont Abbey	Head Coach	19-9	16-4	
2018-19	Belmont Abbey	Head Coach	21-10	15-5	
2019-20	Belmont Abbey	Head Coach	27-3	21-1	NCAA SE Regional
2020-21	Belmont Abbey	Head Coach	24-3	15-1	NCAA Elite Eight
2021-22	Belmont Abbey	Head Coach	19-9	17-6	
Belmont Abbey Totals		9 Seasons	171-91	130-56	

Head Coach Totals

Belmont Abbey	9 Seasons	171-91	130-56
USC Upstate	2nd Season	16-27	7-11
Career Totals	11th Season	187-118	137-67

Upstate

BASKETBALL



Women's Basketball Game Notes

Athletic Communications | 800 University Way | Contact: Kendra Toman (KT24@usa.upstate.edu)

TV / Radio Chart



0 ▶ Zora Fray-Chinn
G ▶ 5-11 ▶ R-So.
Orlando, Fla.



1 ▶ Jeni Levine
G ▶ 5-6 ▶ So.
Vinton, Va.



2 ▶ Macy Wike
G ▶ 5-9 ▶ Fr.
Cullowhee, N.C.



3 ▶ Dakota Reeves
G ▶ 5-7 ▶ Grad
Cincinnati, Ohio



11 ▶ Isabell West
PG ▶ 6-0 ▶ Grad
Shakopee, Minn.



12 ▶ Cali Levine
G ▶ 5-6 ▶ So.
Vinton, Va.



14 ▶ Trinity Johnson
G ▶ 5-7 ▶ Gr.
Hopkins, S.C.



21 ▶ Rebekah Gordon
F ▶ 6-1 ▶ Jr.
New Boston, Ind.



22 ▶ Gracie Barnes
G ▶ 5-9 ▶ Fr.
Cincinnati, Ohio



25 ▶ Cassie Gallagher
G ▶ 5-11 ▶ Fr.
Cookeville, Tenn.



33 ▶ AC Markham
F ▶ 5-10 ▶ Jr.
Murfreesboro, Tenn.



34 ▶ Vera Soderblom
F ▶ 6-0 ▶ So.
Gothenburg, Sweden



42 ▶ Emma Blair
G ▶ 6-2 ▶ Fr.
Latrobe, Pa.



Head Coach
Jason Williams
Second Season



Associate Head Coach
Steven Rhodes
Second Season




Assistant Coach
Jennifer DeGraaf
Second Season



Assistant Coach
Haley Horstman
First Season

Upstate

BASKETBALL



Women's Basketball Game Notes

Athletic Communications | 800 University Way | Contact: Kendra Toman (KT24@uscupstate.edu)

CAREER AND SEASON HIGHS

#0 Zora Fray-Chinn

*Includes 2021-22 Season at Wright State

STAT	SEASON HIGHS	CAREER HIGHS
Points	7, 2x vs. UNCG (12/18/23)	14 @ UNCG (11/23/22)
Rebounds	5 at WCU (12/5/23)	7, 2x @ Winthrop (2/12/23)
Assists	2 vs. North Florida (11/25/23)	3 @ UNCG (11/23/22)
Steals	1 at WCU (12/5/23)	3 @ Longwood (2/15/23)
Blocks	1, 2x vs. UNCG (12/18/23)	2, 2x @ Winthrop (2/12/23)
FG Made	2, 2x at WCU (12/5/23)	5 vs High Point (2/18/23)
3-Pt FG	1, 3x vs. UNCG (12/18/23)	2, 4x vs High Point (2/18/23)
FT Made	4 vs. UNCG (12/18/23)	1, 2x @ UNC Asheville (2/4/23)
Minutes	21 at WCU (12/5/23)	33 vs High Point (2/18/23)

#1 Jeni Levine

STAT	SEASON HIGHS	CAREER HIGHS
Points	13 vs. UNCG (12/18/23)	10, 2x @ Campbell (1/11/23)
Rebounds	5, 2x vs. UNCG (12/18/23)	4 @ Gardner-Webb (2/25/23)
Assists	4 vs. North Florida (11/25/23)	6 vs. Morehead State (12/12/22)
Steals	5 at WCU (12/5/23)	2, 5x vs. UNC Asheville (1/21/23)
Blocks	1, 2x @ North Florida (11/25/23)	1, 4x vs. Campbell (2/1/23)
FG Made	5, 3x vs. Furman (12/9/23)	4, 2x @ High Point (1/7/23)
3-Pt FG	1, 5x vs. UNCG (12/18/23)	2, 2x @ Gardner-Webb (2/25/23)
FT Made	4 vs. S.C. State (11/20/23)	5 @ Longwood (2/15/23)
Minutes	34 vs. UNCG (12/18/23)	38 @ Longwood (2/15/23)

#2 Macy Wike

STAT	SEASON HIGHS
Points	4 vs. Lees-McRae (11/14/23)
Rebounds	1 vs. Lees-McRae (11/14/23)
Assists	--
Steals	1 vs. Lees-McRae (11/14/23)
Blocks	--
FG Made	1 vs. Lees-McRae (11/14/23)
3-Pt FG	1 vs. Lees-McRae (11/14/23)
FT Made	3 at Davidson (11/7/23)
Minutes	15 vs. Lees-McRae (11/14/23)

#3 Dakota Reeves

*Includes 2019-20, 2020-21, 2021-22, and 2022-23 Seasons at University of Charleston

STAT	SEASON HIGHS	CAREER HIGHS
Points	18 at Kentucky (11/11/23)	30 at Wheeling (12/14/19)
Rebounds	5 at Queens (11/17/23)	14 vs. Fairmont St. (1/28/23)
Assists	3 vs. Lees-McRae (11/14/23)	5 vs. Wheeling (12/13/21)
Steals	3 vs. UNCG (12/18/23)	4 at Frostburg St. (1/25/23)
Blocks	--	1 vs. Frostburg St. (12/3/22)
FG Made	6 at Kentucky (11/11/23)	10 at Wheeling (12/14/19)
3-Pt FG	6 at Kentucky (11/11/23)	10 at Wheeling (12/14/19)
FT Made	2, 2x vs. Furman (12/9/23)	12 vs. West Va. Wesleyan (2/9/22)
Minutes	37 at Queens (11/17/23)	40 vs. Glenville St. (2/23/22)

#11 Isabell West

*Includes 2021-22 Season at Murray State

STAT	SEASON HIGHS	CAREER HIGHS
Points	29 at WCU (12/5/23)	6 vs. Morehead St. (1/29/22)
Rebounds	8, 3x vs. UNCG (12/18/23)	6 vs. Cumberlands (KY) (11/15/21)
Assists	1 at Kentucky (11/11/23)	1 at Southeast Mo. St. (2/26/22)
Steals	4 at WCU (12/5/23)	2 vs. Asbury (11/9/21)
Blocks	2, 2x at WCU (12/5/23)	1 at Southeast Mo. St. (2/26/22)
FG Made	11 at WCU (12/5/23)	2 vs. Cumberlands (KY) (2/26/22)
3-Pt FG	1, 2x at WCU (12/5/23)	1 at Southeast Mo. St. (2/26/22)
FT Made	8 vs. Detroit Mercy (11/24/23)	4 vs. Morehead St. (1/29/22)
Minutes	31 vs. UNCG (12/18/23)	11 vs. Cumberlands (KY) (11/15/21)

#12 Cali Levine

STAT	SEASON HIGHS	CAREER HIGHS
Points	3 at Davidson (11/7/23)	14 vs. Southern Wes. (11/7/22)
Rebounds	5 vs. Lees-McRae (11/14/23)	3, 2x @ West Virginia (11/10/22)
Assists	1, 2x vs. Lees-McRae (11/14/23)	3 @ High Point (1/7/23)
Steals	--	2 vs. Southern Wes. (11/7/22)
Blocks	--	--
FG Made	1, 2x vs. Lees-McRae (11/14/23)	5 vs. Southern Wes. (11/7/22)
3-Pt FG	1 at Davidson (11/7/23)	3 vs. Southern Wes. (11/7/22)
FT Made	--	5 @ CSU (2/8/23)
Minutes	25 vs. Lees-McRae (11/14/23)	30 @ Virginia Tech (11/14/22)

#14 Trinity Johnson

*Includes 2018-19, 2019-20, 2020-21, & 2021-22 Seasons at Presbyterian

STAT	SEASON HIGHS	CAREER HIGHS
Points	17 vs. Furman (12/9/23)	30 vs. UNC Wilmington (12/4/19)
Rebounds	8 vs. North Florida (11/25/23)	10 vs. Longwood (2/8/20)
Assists	9 at Kentucky (11/11/23)	9, 2x, last vs. Winthrop (3/4/20)
Steals	6 at Queens (11/17/23)	6 vs. Radford (12/31/19)
Blocks	1, 2x vs. Furman (12/9/23)	1, 3x vs. Campbell (2/1/23)
FG Made	5, 2x vs. Furman (12/9/23)	10 vs. UNC Wilmington (12/4/19)
3-Pt FG	2 vs. Furman (12/9/23)	3, 5x, last vs. UNC Wilmington (12/4/19)
FT Made	8 vs. S.C. State (11/20/23)	13 vs. High Point (2/16/19)
Minutes	37 at Queens (11/17/23)	45 vs. Longwood (2/8/20)

#21 Rebekah Gordon

*Includes 2021-22 Season at Central Michigan

STAT	SEASON HIGHS	CAREER HIGHS
Points	18 vs. North Florida (11/25/23)	21 vs. Queens (12/20/22)
Rebounds	8 at Queens (11/17/23)	9 @ High Point (1/7/23)
Assists	2, 2x at Queens (11/17/23)	2, 2x vs. Radford (1/4/23)
Steals	2, 2x at Samford (11/30/23)	2 vs. Morehead State (12/12/22)
Blocks	1, 3x vs. UNCG (12/18/23)	2, 2x vs. Campbell (2/1/23)
FG Made	8 at Kentucky (11/11/23)	6, 5x @ Longwood (2/15/23)
3-Pt FG	3 vs. Lees-McRae (11/14/23)	2 vs. Morehead State (12/12/22)
FT Made	6 vs. North Florida (11/25/23)	10 vs. Queens (12/20/22)
Minutes	31, 2x vs. S.C. State (11/20/23)	37 vs. Morehead State (12/12/22)

#22 Gracie Barnes

STAT	SEASON HIGHS
Points	6 at Samford (11/30/23)
Rebounds	4 vs. Lees-McRae (11/14/23)
Assists	1, 4x vs. Furman (12/9/23)
Steals	1, 2x vs. North Florida (11/25/23)
Blocks	1 at Queens (11/17/23)
FG Made	3 at Samford (11/30/23)
3-Pt FG	1, 2x vs. Detroit Mercy (11/24/23)
FT Made	2, 2x vs. UNCG (12/18/23)
Minutes	22 vs. Lees-McRae (11/14/23)

#25 Cassie Gallagher

STAT	SEASON HIGHS
Points	--
Rebounds	--
Assists	--
Steals	--
Blocks	--
FG Made	--
3-Pt FG	--
FT Made	--
Minutes	--

#33 AC Markham


STAT	SEASON HIGHS	CAREER HIGHS
Points	11, 2x vs. North Florida (11/25/23)	17 @ CSU (2/8/23)
Rebounds	10, 2x at WCU (12/5/23)	10, 3x vs. UNC Asheville (1/21/23)
Assists	5 vs. Lees-McRae (11/14/23)	6 @ Winthrop (2/12/23)
Steals	1, 3x vs. North Florida (11/25/23)	3 vs. Bob Jones (12/16/21)
Blocks	2, 2x vs. UNCG (12/18/23)	2, 2x vs. Gardner-Webb (1/25/23)
FG Made	5 at Queens (11/17/23)	6 @ CSU (2/8/23)
3-Pt FG	2 vs. North Florida (11/25/23)	1, 6x @ Presbyterian (1/18/23)
FT Made	4 vs. Detroit Mercy (11/24/23)	5 @ CSU (2/8/23)
Minutes	33 at WCU (12/5/23)	33 vs. Morehead State (12/12/22)

#34 Vera Soderblom

STAT	SEASON HIGHS	CAREER HIGHS
Points	--	8 vs. Montreat (12/14/22)
Rebounds	--	8, 2x vs. Gardner-Webb (1/25/23)
Assists	--	1, 3x vs. Gardner-Webb (1/25/23)
Steals	--	2 @ UNC (12/16/22)
Blocks	--	1, 2x vs. Longwood
FG Made	--	4 vs. Montreat (12/14/22)
3-Pt FG	--	--
FT Made	--	2 vs. UNC Asheville (1/21/23)
Minutes	--	20 @ UNC (12/16/22)

Upstate

BASKETBALL



Women's Basketball Game Notes

Athletic Communications | 800 University Way | Contact: Kendra Toman (KT24@usa.upstate.edu)

CAREER AND SEASON HIGHS

#42 Emma Blair

<u>STAT</u>	<u>SEASON HIGHS</u>
Points	--
Rebounds	--
Assists	--
Steals	--
Blocks	--
FG Made	--
3-Pt FG	--
FT Made	--
Minutes	--

2023-2024 University of South Carolina - Upstate Women's Basketball Overall Statistics (as of Dec 18, 2023)

Overall Record: 5-7 Home: 3-1 Away: 1-5 Neutral: 1-1

#	Player	GP-GS	MIN	AVG	FG		3PT		FT		Rebounds				PF	DQ	A	TO	BLK	STL	PTS	AVG
					FG-FGA	FG%	3FG-FGA	3FG%	FT-FTA	FT%	OFF	DEF	TOT	AVG								
11	West, Isabell	12-0	243	20.3	45-75	.600	2-3	.667	35-47	.745	32	36	68	5.7	22	0	2	20	7	9	127	10.6
21	Gordon, Rebekah	12-12	280	23.3	50-111	.450	1-13	.077	17-27	.630	21	33	54	4.5	31	0	6	31	3	7	118	9.8
03	Reeves, Dakota	12-12	334	27.8	32-82	.390	29-77	.377	4-4	1.000	3	22	25	2.1	15	0	7	16	0	9	97	8.1
14	Johnson, Trinity	11-11	353	32.1	21-83	.253	4-14	.286	42-60	.700	6	47	53	4.8	41	2	58	52	2	21	88	8.0
01	Levine, Jeni	12-12	344	28.7	36-83	.434	5-18	.278	9-14	.643	8	15	23	1.9	36	1	19	37	2	21	86	7.2
33	Markham, AC	12-12	320	26.7	26-61	.426	6-11	.545	12-22	.545	10	67	77	6.4	24	0	25	24	7	3	70	5.8
22	Barnes, Gracie	12-1	177	14.8	21-62	.339	2-18	.111	4-4	1.000	2	6	8	0.7	16	0	3	15	1	2	48	4.0
00	Fray-Chinn, Zora	9-0	137	15.2	9-33	.273	3-16	.188	9-11	.818	3	15	18	2.0	11	0	5	15	2	1	30	3.3
45	Afoa, Mae	4-0	49	12.3	3-12	.250	0-3	.000	4-6	.667	0	9	9	2.3	3	0	1	7	0	1	10	2.5
02	Wike, Macy	4-0	36	9.0	1-5	.200	1-4	.250	4-6	.667	0	1	1	0.3	7	0	0	4	0	1	7	1.8
23	Brown, Maggie	8-0	54	6.8	5-11	.455	0-1	.000	1-2	.500	3	5	8	1.0	1	0	2	7	0	0	11	1.4
12	Levine, Cali	8-0	73	9.1	2-10	.200	1-8	.125	0-0	.000	0	9	9	1.1	10	0	2	15	0	0	5	0.6
Total		12	2400	200.0	251-628	.400	54-186	.290	141-203	.695	115	293	408	34.0	217	3	130	254	24	75	697	58.08
Opponents		12	2400	200.0	287-707	.406	75-237	.316	148-218	.679	146	278	424	35.3	218	4	137	208	42	123	797	66.42

Team Statistics	USCU	OPP
SCORING	697	797
Points Per Game	58.1	66.4
Scoring Margin	-8.3	-
FIELD GOALS-ATT	251-628	287-707
Field Goal Pct	.400	.406
3 POINT FG-ATT	54-186	75-237
3PT FG Pct	.290	.316
3PT Made Per Game	4.5	6.3
FREE THROWS-ATT	141-203	148-218
FT Pct	.695	.679
FT Made Per Game	11.8	12.3
REBOUNDS	408	424
Rebounds Per Game	34.0	35.3
Rebounds Margin	-1.3	-
ASSISTS	130	137
Assists Per Game	10.8	11.4
TURNOVERS	254	208
Turnovers Per Game	21.2	17.3
Turnovers Margin	-3.9	-
Assist/Turnover Ratio	0.5	0.7
STEALS	75	123
Steals Per Game	6.3	10.3
BLOCKS	24	42
Blocks Per Game	2.0	3.5
ATTENDANCE	1,568	4,930
Dates/Avg Per Date	4-392	6-822
Neutral Site #/Avg	-	2-100

Conf	Date	Opponent	W/L	Score	Att.
	11/07/23	at Davidson	L	51-86	264
	11/09/23	at East Carolina	L	35-105	1,353
	11/11/23	at Kentucky	L	54-82	1,465
	11/14/23	LEES-MCRAE	W	72-44	256
	11/17/23	at Queens (NC)	L	51-61	86
	11/20/23	SOUTH CAROLINA ST.	W	58-53	235
	11/24/23	vs Detroit Mercy	L	64-71	100
	11/25/23	vs North Florida	W	73-60	100
	11/30/23	at Samford	L	52-57	471
	12/05/23	at Western Caro.	W	73-64	1,291
	12/09/23	FURMAN	W	61-58	259
	12/18/23	UNC GREENSBORO	L	53-56	818

* = Conference game

Score by Periods	1st	2nd	3rd	4th	Total
USC Upstate	173	143	194	187	697
Opponents	188	211	205	193	797

NCAA Statistics

USC Upstate - 2023-24 Women's Basketball Ranking Summary thru games 12/18/2023

Statistic	National Rank	Conference Rank	Value	National Leader	Value	Conference Leader	Value
Assist/Turnover Ratio (348 ranked)	329	7	0.51	Michigan St.	2.04	Presbyterian	0.71
Assists Per Game (348 ranked)	291	5	10.8	Utah	25.0	Presbyterian	13.2
Bench Points Per Game (348 ranked)	174	4	19.5	Murray St.	42.1	UNC Asheville	27.9
Blocks Per Game (348 ranked)	302	6	2.0	South Carolina	10.3	High Point	3.0
Field Goal Percentage (348 ranked)	203	2	40.0	Utah	54.1	Presbyterian	40.0
Field Goal Percentage Defense (348 ranked)	212	5	40.6	South Carolina	28.6	UNC Asheville	36.5
Fouls Per Game (348 ranked)	237	7	18.1	Dartmouth	9.9	Presbyterian	14.9
Free Throw Attempts Per Game (348 ranked)	170	4	16.92	LSU	31.08	Longwood	17.80
Free Throw Percentage (348 ranked)	186	6	69.5	Wyoming	84.2	High Point	70.9
Free Throws Made Per Game (348 ranked)	169	3	11.75	LSU	23.17	Longwood	12.60
Rebound Margin (348 ranked)	243	5	-1.3	UCLA	21.5	Presbyterian	3.7
Rebounds (Defensive) Per Game (348 ranked)	215	5	24.4	South Carolina	36.0	Presbyterian	26.3
Rebounds (Offensive) Per Game (348 ranked)	291	8	9.6	Ga. Southern Sam Houston	19.8	UNC Asheville	14.8
Rebounds Per Game (348 ranked)	282	7	34.00	South Carolina	51.40	UNC Asheville	39.64
Scoring Defense (348 ranked)	226	5	66.4	Washington	45.6	UNC Asheville	55.4
Scoring Margin (348 ranked)	286	5	-8.3	South Carolina	42.6	UNC Asheville	3.9
Scoring Offense (348 ranked)	288	8	58.1	LSU	95.1	Longwood	61.2
Steals Per Game (348 ranked)	291	5	6.2	Marshall	15.4	Winthrop	11.0
Three Point Attempts Per Game (348 ranked)	296	8	15.5	Utah	31.0	Gardner-Webb	26.2
Three Point Percentage (348 ranked)	223	6	29.0	Utah	42.8	Charleston So.	32.7
Three Point Percentage Defense (348 ranked)	221	5	31.6	Old Dominion	20.5	UNC Asheville	27.7
Three Pointers Per Game (348 ranked)	287	8	4.5	Utah	13.3	Gardner-Webb	7.9
Turnover Margin (348 ranked)	320	7	-3.83	Texas	11.91	UNC Asheville	2.09
Turnovers Forced Per Game (348 ranked)	144	4	17.33	East Carolina	27.89	Winthrop	21.55
Turnovers Per Game (348 ranked)	333	6	21.2	Villanova	9.2	High Point	15.7
Winning Percentage (343 ranked)	235	3	41.7	12 teams tied	100.0	Presbyterian	66.7

Statistic	Player	National Rank	Conference Rank	Value	National Leader	Value	Conference Leader	Value
Assist/Turnover Ratio (249 ranked)					Rori Harmon, Texas	6.07		
Assists (137 ranked)	Trinity Johnson	30	1	58	Caitlin Clark, Iowa	86	Trinity Johnson, USC Upstate	58
Assists Per Game (245 ranked)	Trinity Johnson	39	1	5.3	McKenna Hofschild, Colorado St.	8.4	Trinity Johnson, USC Upstate	5.3
Blocks (150 ranked)					Lucy Cochrane, Portland	49	Amaria McNear, High Point	14
Blocks Per Game (201 ranked)					Lucy Cochrane, Portland	4.08	Amaria McNear, High Point	1.27
Double Doubles (45 ranked)					Lauren Gustin, BYU	9		
Field Goal Attempts (144 ranked)					Caitlin Clark, Iowa	258	Ashlyn Traylor-Walker, Radford	178
Field Goal Percentage (250 ranked)					Lauren Betts, UCLA	76.8	Ashley Hawkins, Gardner-Webb	45.5
Field Goals (149 ranked)					Caitlin Clark, Iowa	124	Catherine Alben, Charleston So.	67
							Ashlyn Traylor-Walker, Radford	67
Free Throw Attempts (146 ranked)	Trinity Johnson	43	2	60	DesiRay Kernal, North Texas	83	Ashlyn Traylor-Walker, Radford	74
	Isabell West	132	4	47				
Free Throw Percentage (250 ranked)	Isabell West	238	7	74.5	Mara Braun, Minnesota	94.4	Lauren Bevis, High Point	88.9
Free Throws (148 ranked)	Trinity Johnson	60	2	42	Izzy Higginbottom, Arkansas St.	71	Ashlyn Traylor-Walker, Radford	58
	Isabell West	148	7	35				
Minutes Per Game (150 ranked)					Megan McConnell, Duquesne	38.82	Madison Adamson, Charleston So.	33.66
Points (194 ranked)					Caitlin Clark, Iowa	362	Ashlyn Traylor-Walker, Radford	199
Points Per Game (250 ranked)					Caitlin Clark, Iowa	30.2	Ashlyn Traylor-Walker, Radford	16.6
Rebounds (146 ranked)					Lauren Gustin, BYU	176	Marissa Gasaway, Winthrop	116
Rebounds (Defensive) Per Game (30 ranked)					Lauren Gustin, BYU	11.1		
Rebounds (Offensive) Per Game (30 ranked)					Christina Dalce, Villanova	6.0	Marissa Gasaway, Winthrop	4.5
Rebounds Per Game (250 ranked)					Lauren Gustin, BYU	16.0	Marissa Gasaway, Winthrop	10.5
Steals (136 ranked)	Trinity Johnson	136	2	21	Hannah Hidalgo, Notre Dame	55	Jada Ryce, Winthrop	26
	Jeni Levine	136	2	21				
Steals Per Game (249 ranked)	Trinity Johnson	182	3	1.91	Hannah Hidalgo, Notre Dame	6.11	Jada Ryce, Winthrop	2.36
Three Point Attempts (147 ranked)	Dakota Reeves	33	1	77	Caitlin Clark, Iowa	141	Lauren Bevis, High Point	77
							Dakota Reeves, USC Upstate	77
Three Point Percentage (196 ranked)	Dakota Reeves	112	2	37.7	Mackenzie Hare, Marquette	58.8	Lauren Bailey, Gardner-Webb	38.8
Three Pointers (135 ranked)	Dakota Reeves	33	1	29	Madison Conner, TCU	57	Dakota Reeves, USC Upstate	29
Three Pointers Per Game (243 ranked)	Dakota Reeves	80	2	2.42	Madison Conner, TCU	5.18	Lauren Bevis, High Point	2.60
Triple Doubles (4 ranked)					Charlisse Leger-Walker, Washington St.	2		
					Zaay Green, Ark.-Pine Bluff	2		
					Bella Earle, Abilene Christian	2		

NCAA Statistics

Big South - 2023-24 Women's Basketball Ranking Summary thru games 12/18/2023

Statistic	Team	National Rank	Value	National Leader	Value
Assist/Turnover Ratio (348 ranked)	Presbyterian	233	0.71	Michigan St.	2.04
	High Point	241	0.70		
	UNC Asheville	286	0.62		
	Winthrop	303	0.58		
	Radford	306	0.58		
	Charleston So.	326	0.52		
	USC Upstate	329	0.51		
	Longwood	336	0.49		
	Gardner-Webb	340	0.46		
Assists Per Game (348 ranked)	Presbyterian	174	13.2	Utah	25.0
	Winthrop	222	12.3		
	Charleston So.	278	11.2		
	High Point	285	11.0		
	USC Upstate	291	10.8		
	Radford	308	10.2		
	UNC Asheville	312	10.2		
	Gardner-Webb	321	9.9		
	Longwood	330	9.4		
Bench Points Per Game (348 ranked)	UNC Asheville	36	27.9	Murray St.	42.1
	High Point	75	24.5		
	Longwood	78	24.3		
	USC Upstate	174	19.5		
	Gardner-Webb	206	18.0		
	Presbyterian	246	16.2		
	Radford	250	15.8		
	Charleston So.	251	15.7		
	Winthrop	298	13.5		
Blocks Per Game (348 ranked)	High Point	171	3.0	South Carolina	10.3
	Winthrop	232	2.5		
	Charleston So.	266	2.4		
	Longwood	295	2.1		
	UNC Asheville	299	2.1		
	Radford	302	2.0		
	USC Upstate	302	2.0		
	Gardner-Webb	324	1.7		
	Presbyterian	344	1.1		
Field Goal Percentage (348 ranked)	Presbyterian	202	40.0	Utah	54.1
	USC Upstate	203	40.0		
	Winthrop	274	37.7		
	High Point	287	37.2		
	Charleston So.	292	37.1		
	Radford	309	36.1		
	UNC Asheville	320	35.2		
	Gardner-Webb	323	35.0		
	Longwood	329	34.8		
Field Goal Percentage Defense (348 ranked)	UNC Asheville	62	36.5	South Carolina	28.6
	Presbyterian	73	36.6		
	Winthrop	112	38.0		
	Radford	179	39.6		
	USC Upstate	212	40.6		
	High Point	221	40.9		
	Charleston So.	269	42.6		
	Longwood	340	47.4		
	Gardner-Webb	341	47.4		
Fouls Per Game (348 ranked)	Presbyterian	61	14.9	Dartmouth	9.9
	Radford	93	15.6		
	Longwood	165	16.8		
	High Point	216	17.6		
	UNC Asheville	227	17.9		
	Winthrop	227	17.9		
	USC Upstate	237	18.1		
	Charleston So.	275	18.9		
	Gardner-Webb	331	20.9		
Free Throw Attempts Per Game (348 ranked)	Longwood	129	17.80	LSU	31.08
	High Point	158	17.18		
	UNC Asheville	165	17.00		
	USC Upstate	170	16.92		
	Radford	219	15.58		
	Winthrop	223	15.55		
	Charleston So.	296	13.18		
	Gardner-Webb	309	12.73		
	Presbyterian	320	12.50		
Free Throw Percentage (348 ranked)	High Point	156	70.9	Wyoming	84.2
	Longwood	161	70.8		
	Gardner-Webb	164	70.7		
	Presbyterian	165	70.7		
	Charleston So.	168	70.3		
	USC Upstate	186	69.5		
	Winthrop	195	69.0		
	Radford	239	67.4		
	UNC Asheville	315	62.6		

Free Throws Made Per Game (348 ranked)	Longwood High Point USC Upstate Winthrop UNC Asheville Radford Charleston So. Gardner-Webb Presbyterian	129 156 169 223 230 240 286 294 301	12.60 12.18 11.75 10.73 10.64 10.50 9.27 9.00 8.83	LSU	23.17
Rebound Margin (348 ranked)	Presbyterian UNC Asheville Winthrop Radford USC Upstate Charleston So. Longwood High Point Gardner-Webb	115 123 182 222 243 261 317 339 341	3.7 3.4 0.8 -0.5 -1.3 -2.5 -8.0 -11.5 -12.0	UCLA	21.5
Rebounds (Defensive) Per Game (348 ranked)	Presbyterian High Point UNC Asheville Charleston So. USC Upstate Longwood Winthrop Radford Gardner-Webb	118 180 195 208 215 220 221 254 279	26.3 25.0 24.8 24.6 24.4 24.3 24.3 23.7 23.1	South Carolina	36.0
Rebounds (Offensive) Per Game (348 ranked)	UNC Asheville Winthrop Charleston So. Presbyterian Longwood Radford Gardner-Webb USC Upstate High Point	45 78 111 121 126 188 254 291 342	14.8 13.8 13.0 12.8 12.8 11.8 10.5 9.6 7.3	Ga. Southern Sam Houston	19.8 19.8
Rebounds Per Game (348 ranked)	UNC Asheville Presbyterian Winthrop Charleston So. Longwood Radford USC Upstate Gardner-Webb High Point	102 113 141 157 180 238 282 292 317	39.64 39.17 38.09 37.64 37.10 35.42 34.00 33.55 32.27	South Carolina	51.40
Scoring Defense (348 ranked)	UNC Asheville Presbyterian Winthrop Radford USC Upstate High Point Charleston So. Longwood Gardner-Webb	45 81 116 154 226 306 318 340 348	55.4 58.7 60.7 63.1 66.4 73.0 74.5 82.2 90.2	Washington	45.6
Scoring Margin (348 ranked)	UNC Asheville Presbyterian Winthrop Radford USC Upstate High Point Charleston So. Longwood Gardner-Webb	166 190 236 282 286 310 322 341 345	3.9 2.0 -2.5 -8.0 -8.3 -12.5 -15.8 -21.0 -30.9	South Carolina	42.6
Scoring Offense (348 ranked)	Longwood Presbyterian High Point Gardner-Webb UNC Asheville Charleston So. Winthrop USC Upstate Radford	253 259 262 276 276 281 287 288 316	61.2 60.7 60.5 59.3 59.3 58.7 58.2 58.1 55.1	LSU	95.1
Steals Per Game (348 ranked)	Winthrop Longwood Charleston So. UNC Asheville USC Upstate Radford Presbyterian High Point Gardner-Webb	37 45 224 238 291 300 329 341 344	11.0 10.7 7.4 7.2 6.2 6.0 5.6 4.8 4.5	Marshall	15.4
Three Point Attempts Per Game (348 ranked)	Gardner-Webb High Point Presbyterian UNC Asheville Radford Winthrop Charleston So. USC Upstate Longwood	25 68 173 199 237 238 295 296 304	26.2 23.4 19.4 18.7 17.4 17.4 15.5 15.5 15.0	Utah	31.0

Three Point Percentage (348 ranked)	Charleston So.	125	32.7	Utah	42.8
	Longwood	154	32.0		
	Presbyterian	179	30.9		
	High Point	195	30.4		
	Gardner-Webb	198	30.2		
	USC Upstate	223	29.0		
	Radford	293	26.3		
	UNC Asheville	305	25.7		
	Winthrop	345	20.9		
Three Point Percentage Defense (348 ranked)	UNC Asheville	85	27.7	Old Dominion	20.5
	Presbyterian	102	28.5		
	Radford	107	28.6		
	Winthrop	134	29.4		
	USC Upstate	221	31.6		
	Charleston So.	265	33.0		
	High Point	310	35.6		
	Gardner-Webb	312	35.7		
	Longwood	338	38.1		
Three Pointers Per Game (348 ranked)	Gardner-Webb	54	7.9	Utah	13.3
	High Point	104	7.1		
	Presbyterian	165	6.0		
	Charleston So.	247	5.1		
	UNC Asheville	258	4.8		
	Longwood	261	4.8		
	Radford	282	4.6		
	USC Upstate	287	4.5		
	Winthrop	331	3.6		
Turnover Margin (348 ranked)	UNC Asheville	121	2.09	Texas	11.91
	Winthrop	182	0.36		
	Longwood	223	-0.90		
	High Point	250	-1.55		
	Radford	271	-2.25		
	Presbyterian	311	-3.67		
	USC Upstate	320	-3.83		
	Charleston So.	337	-5.82		
	Gardner-Webb	345	-7.64		
Turnovers Forced Per Game (348 ranked)	Winthrop	27	21.55	East Carolina	27.89
	UNC Asheville	86	18.55		
	Longwood	92	18.30		
	USC Upstate	144	17.33		
	Charleston So.	226	15.64		
	Radford	238	15.50		
	Presbyterian	281	14.75		
	High Point	302	14.18		
	Gardner-Webb	304	14.09		
Turnovers Per Game (348 ranked)	High Point	152	15.7	Villanova	9.2
	UNC Asheville	184	16.5		
	Radford	255	17.8		
	Presbyterian	279	18.4		
	Longwood	305	19.2		
	USC Upstate	333	21.2		
	Winthrop	334	21.2		
	Charleston So.	336	21.5		
	Gardner-Webb	338	21.7		
Winning Percentage (343 ranked)	Presbyterian	103	66.7	12 teams tied	100.0
	Winthrop	170	54.5		
	USC Upstate	235	41.7		
	High Point	261	36.4		
	UNC Asheville	261	36.4		
	Radford	271	33.3		
	Longwood	309	20.0		
	Charleston So.	317	18.2		
	Gardner-Webb	339	9.1		

Statistic	Player	National Rank	Value	National Leader	Value
Assist/Turnover Ratio (249 ranked)				Rori Harmon, Texas	6.07
Assists (137 ranked)	Trinity Johnson, USC Upstate	30	58	Caitlin Clark, Iowa	86
	Ashley Hawkins, Gardner-Webb	56	52		
Assists Per Game (245 ranked)	Trinity Johnson, USC Upstate	39	5.3	McKenna Hofschild, Colorado St.	8.4
	Ashley Hawkins, Gardner-Webb	65	4.7		
Blocks (150 ranked)	Amaria McNear, High Point	103	14	Lucy Cochrane, Portland	49
Blocks Per Game (201 ranked)	Amaria McNear, High Point	130	1.27	Lucy Cochrane, Portland	4.08
Double Doubles (45 ranked)				Lauren Gustin, BYU	9
Field Goal Attempts (144 ranked)	Ashlyn Traylor-Walker, Radford	22	178	Caitlin Clark, Iowa	258
	Catherine Alben, Charleston So.	24	175		
	Tilda Sj��kvist, Presbyterian	127	137		
Field Goal Percentage (250 ranked)	Ashley Hawkins, Gardner-Webb	164	45.5	Lauren Betts, UCLA	76.8
Field Goals (149 ranked)	Catherine Alben, Charleston So.	78	67	Caitlin Clark, Iowa	124
	Ashlyn Traylor-Walker, Radford	78	67		
	Ashley Hawkins, Gardner-Webb	141	60		
Free Throw Attempts (146 ranked)	Ashlyn Traylor-Walker, Radford	7	74	DesiRay Kernal, North Texas	83
	Trinity Johnson, USC Upstate	43	60		
	Bryanna Brady, Presbyterian	126	48		
	Isabell West, USC Upstate	132	47		
	Janay Turner, Longwood	146	46		
Free Throw Percentage (250 ranked)	Lauren Bevis, High Point	37	88.9	Mara Braun, Minnesota	94.4
	Ashley Hawkins, Gardner-Webb	105	83.7		
	Bryanna Brady, Presbyterian	169	79.2		
	Ashlyn Traylor-Walker, Radford	178	78.4		
	McKinley Brooks-Sumpter, UNC Asheville	178	78.4		
	Janay Turner, Longwood	181	78.3		
	Isabell West, USC Upstate	238	74.5		
Free Throws (148 ranked)	Ashlyn Traylor-Walker, Radford	9	58	Izzy Higginbottom, Arkansas St.	71
	Trinity Johnson, USC Upstate	60	42		
	Lauren Bevis, High Point	78	40		
	Bryanna Brady, Presbyterian	102	38		
	Ashley Hawkins, Gardner-Webb	133	36		
	Janay Turner, Longwood	133	36		
	Isabell West, USC Upstate	148	35		
Minutes Per Game (150 ranked)	Madison Adamson, Charleston So.	117	33.66	Megan McConnell, Duquesne	38.82
	Lauren Bevis, High Point	142	33.29		
Points (194 ranked)	Ashlyn Traylor-Walker, Radford	41	199	Caitlin Clark, Iowa	362
	Catherine Alben, Charleston So.	95	175		
	Ashley Hawkins, Gardner-Webb	137	166		
	Lauren Bevis, High Point	148	162		
Points Per Game (250 ranked)	Ashlyn Traylor-Walker, Radford	101	16.6	Caitlin Clark, Iowa	30.2
	Lauren Bevis, High Point	117	16.2		
	Catherine Alben, Charleston So.	130	15.9		
	Ashley Hawkins, Gardner-Webb	175	15.1		
Rebounds (146 ranked)	Marissa Gasaway, Winthrop	12	116	Lauren Gustin, BYU	176
	Madison Adamson, Charleston So.	107	84		
	Terissa Lavoile-Brice, Radford	146	79		
Rebounds (Defensive) Per Game (30 ranked)				Lauren Gustin, BYU	11.1
Rebounds (Offensive) Per Game (30 ranked)	Marissa Gasaway, Winthrop	7	4.5	Christina Dalce, Villanova	6.0
Rebounds Per Game (250 ranked)	Marissa Gasaway, Winthrop	19	10.5	Lauren Gustin, BYU	16.0
	Madison Adamson, Charleston So.	142	7.6		
	McKinley Brooks-Sumpter, UNC Asheville	178	7.2		
Steals (136 ranked)	Jada Ryce, Winthrop	49	26	Hannah Hidalgo, Notre Dame	55
	Trinity Johnson, USC Upstate	136	21		
	Jeni Levine, USC Upstate	136	21		
Steals Per Game (249 ranked)	Jada Ryce, Winthrop	71	2.36	Hannah Hidalgo, Notre Dame	6.11
	Malea Brown, Longwood	146	2.00		
	Trinity Johnson, USC Upstate	182	1.91		
	Catherine Alben, Charleston So.	221	1.82		
	Angel Burgos, Winthrop	221	1.82		
Three Point Attempts (147 ranked)	Lauren Bevis, High Point	33	77	Caitlin Clark, Iowa	141
	Dakota Reeves, USC Upstate	33	77		
	Micahla Funderburk, Gardner-Webb	55	73		
	Lauren Bailey, Gardner-Webb	105	67		
	Tilda Sj��kvist, Presbyterian	111	66		
	Mara Neira, Presbyterian	133	62		
	Leonor Paisana, Winthrop	147	61		
Three Point Percentage (196 ranked)	Lauren Bailey, Gardner-Webb	96	38.8	Mackenzie Hare, Marquette	58.8
	Dakota Reeves, USC Upstate	112	37.7		
	Mara Neira, Presbyterian	161	33.9		
	Lauren Bevis, High Point	166	33.8		
	Micahla Funderburk, Gardner-Webb	181	31.5		
Three Pointers (135 ranked)	Dakota Reeves, USC Upstate	33	29	Madison Conner, TCU	57
	Lauren Bailey, Gardner-Webb	74	26		
	Lauren Bevis, High Point	74	26		
	Micahla Funderburk, Gardner-Webb	113	23		
	Tilda Sj��kvist, Presbyterian	113	23		
Three Pointers Per Game (243 ranked)	Lauren Bevis, High Point	52	2.60	Madison Conner, TCU	5.18
	Dakota Reeves, USC Upstate	80	2.42		
	Lauren Bailey, Gardner-Webb	87	2.36		
	Mara Neira, Presbyterian	95	2.33		
	Micahla Funderburk, Gardner-Webb	105	2.30		
	Tilda Sj��kvist, Presbyterian	197	1.92		
Triple Doubles (4 ranked)				Charlisse Leger-Walker, Washington St.	2
				Zaay Green, Ark.-Pine Bluff	2
				Bella Earle, Abilene Christian	2