



2023-24 GEORGIA TECH WOMEN'S BASKETBALL

Georgia Tech Athletic Association Communications & Public Relations • WBB Contact: Liz Ryan
Office: 404-894-5445 • Cell: 404-431-9619 • Email: lryan@athletics.gatech.edu • @GTWBB

2023-24 SCHEDULE

Date	Opponent	Time	TV
Nov. 3	GEORGIA COLLEGE (Exh.)		W, 93-56
Nov. 6	COASTAL CAROLINA	11 a.m.	W, 83-53
Nov. 11	FURMAN	2 p.m.	W, 91-56
Nov. 16	at Rice	8 p.m.	W, 78-75
Nov. 19	KENNESAW STATE	2 p.m.	W, 77-38
Nov. 23	vs. Creighton&	4 p.m.	L, 57-46
Nov. 24	vs. New Mexico&	6:30 p.m.	W, 66-55
Nov. 29	FLORIDA#	5 p.m.	L, 68-58
Dec. 2	at Nebraska	3 p.m.	L, 80-72
Dec. 5	MERCER	7 p.m.	W, 73-60
Dec. 10	GEORGIA STATE	2 p.m.	ACCNX
Dec. 16	at Georgia	1:30 p.m.	SECN+
Dec. 20	USC UPSTATE	2 p.m.	ACCNX
Dec. 29	at Florida State*	2 p.m.	ACCNX
Jan. 4	VIRGINIA*	7 p.m.	ACCNX
Jan. 7	at Pitt*	2 p.m.	ACCN
Jan. 11	CLEMSON*	7 p.m.	ACCNX
Jan. 14	at Duke*	2 p.m.	ACCNX
Jan. 18	NORTH CAROLINA*	6 p.m.	ACCN
Jan. 21	BOSTON COLLEGE*	2 p.m.	ACCNX
Jan. 25	at Virginia Tech*	6 p.m.	ACCNX
Jan. 28	FLORIDA STATE*	4 p.m.	ACCN
Feb. 1	NOTRE DAME*	7 p.m.	ACCNX
Feb. 4	at Wake Forest*	2 p.m.	ACCNX
Feb. 8	at Syracuse*	7 p.m.	ACCNX
Feb. 11	MIAMI*	2 p.m.	ACCNX
Feb. 15	at Clemson*	7 p.m.	ACCNX
Feb. 18	at NC State*	12 p.m.	CW
Feb. 22	LOUISVILLE*	6 p.m.	ACCN
Feb. 25	WAKE FOREST*	2 p.m.	ACCNX
March 3	at Miami*	2 p.m.	ACCN
March 6-10	at ACC Tournament!		

Home games in BOLD

* - ACC Conference Game

! - ACC Tournament (Greensboro, N.C.)

&- Cancun Challenge, Cancun, Mexico

- ACC/SEC Challenge

TODAY'S GAME INFORMATION

RADIO

Announcer: Richard Musterer
Listen Live: Georgia Tech Yellow Jackets App

WATCH

ACCNX
PxP: Andy Demetra
Analyst: Fallon Stokes

Georgia Tech (6-3, 0-0 ACC) vs. Georgia State (4-2, 0-0 Sun Belt)

Game No. 10 | Dec. 10 | 2:00 p.m. EST | Atlanta, Ga. | McCamish Pavilion



YELLOW JACKETS

Head Coach: Nell Fortner

Record at GT: 77-51 (5th year)

Career Record: 239-168 (14th year)

PANTHERS

Head Coach: Gene Hill

Record at GSU: 64-85 (6th year)

Career Record: 76-125 (8th year)



STORYLINES

- Georgia Tech closes out this two-game homestand welcoming another in-state foe to McCamish Pavilion in Georgia State on Sunday. The Yellow Jackets and Panthers tip-off at 2 p.m. on ACC Network Extra. Andy Demetra and Fallon Stokes will have the call.
- Georgia Tech looks to continue its winning ways on Sunday after collecting a 73-60 victory over Mercer on Tuesday night. Four Yellow Jackets finished in double-figures against the Bears to snap a two-game skid. Kayla Blackshear led Tech with a team-high 14 points, while Inés Noguero recorded her first collegiate double-double with 10 points and a career-high 12 rebounds. Tech narrowly led at halftime, but used a strong third quarter to pull away with the win. It marked the seventh time this season three or more players finished in double-figures and second-straight game.
- Sunday's meeting on the hardwood marks the 42nd in program history between Georgia Tech and Georgia State. The Yellow Jackets lead the all-time series, 30-11, after pocketing a 60-42 victory last season in McCamish Pavilion, extending their win streak to 19-straight games. Georgia State was last victorious in the series on Dec. 19, 1998 with a 66-56 decision.
- Through Tech's first eight games of the season, Tonie Morgan posted double-figure scoring totals in all eight outings. She was held to single-digits for the first time this season against Mercer, finishing with nine points. Meanwhile, Kayla Blackshear has recorded seven games in double-figures to date. The dynamic duo are both averaging over 14 points per game with Morgan leading Tech with a 15.4 points per game average. Combined, Blackshear and Morgan have scored 270 points on the season, accounting for 42 percent of Tech's offense.
- Freshman Rusne Augustinaite has opened her collegiate career in style. The Lithuanian has finished six games in double-figures, recently dropping a career-high 30 points against Florida. She has led Tech from three-point distance in six outings (tying for the team-high at Rice and against Mercer). Augustinaite was shooting 73.3 percent from three-point range through the first four games before being held to two points against Creighton for her first game not in double-figures this season. She is currently shooting 42.0 percent from three-point distance with a team-best 21 made three-pointers.
- Rusne Augustinaite is one of only eight players in the ACC to own a game with 30 points or more this season. The individual high in the ACC is 35 points from Ta'Niya Latson (Florida State), which she scored at Florida. Additionally, Augustinaite is one of only two freshmen in the league to own a 30-point game, the other being freshman guard Hannah Hidalgo from Notre Dame.
- In August, the Yellow Jackets took a 10-day foreign tour to Croatia and Spain, playing three games while abroad (Tech went 3-0). During the tour, Tech visited Split and Dubrovnik (Croatia) and Barcelona. It was a mini-homecoming for Tech's three Spanish players.

STARTERS (BASED OFF LAST GAME)

	GP-GS	PPG	RPG	MPG	NOTES
5 G Tonie Morgan (So., 5-9, Tallahassee, Fla.)	9-9	15.4	6.6	30.2	Recorded double-double against New Mexico
11 F Aixa Wone Aranaz (5th, 6-3, Pamplona, Spain)	9-9	2.6	2.8	20.2	Earned the start in the season-opener, playing 19 minutes
13 F Kayla Blackshear (Jr., 6-1, Orlando, Fla.)	9-9	14.6	6.9	32.3	Owens two 20-plus point outings this season
22 G Inés Noguero (So., 5-9, Gijón, Spain)	9-9	8.4	5.9	28.8	Recorded first collegiate double-double against Mercer
23 G Rusne Augustinaite (Fr., 6-0, Šiauliai, Lithuania)	9-7	12.4	4.2	30.2	Scored career-high 30 points against Florida

OFF THE BENCH

1 G Caitlyn Wilson (5th, 5-10, Cordova, Tenn.)	3-0	1.0	0.7	3.4	Made GT debut against Coastal Carolina, coming off the bench
4 G Anisa Clark (Sr., 5-7, McDonough, Ga.)	1-0	0.0	0.0	1.4	Saw game action in the season-opener against Coastal Carolina
12 F/C Jada Bediako (Fr., 6-3, Brampton, Ontario)	5-0	0.4	1.2	7.0	Scored first collegiate bucket against Furman
15 G Aveyonce Carter (Sr., 5-10, Norcross, Ga.)	5-0	2.8	1.4	11.5	Contributed seven points against Furman off the bench
20 C Ariadna Termis (Fr., 6-6, Zaragoza, Spain)	8-0	2.9	1.5	10.3	Went 4-for-4 from the field to post eight points against Furman
21 G Sydney Johnson (5th, 5-9, Powder Springs, Ga.)	9-0	2.3	2.0	15.2	Hit two three-pointers against Furman, finished with eight points
25 G Kara Dunn (So., 5-11, Dallas, Ga.)	6-2	8.8	1.7	21.0	Returned to action in the Cancun Challenge
32 G/F D'Asia Thomas-Harris (Fr., 6-2, Katy, Texas)	8-0	5.9	4.6	9.6	Notched double-double in win at Rice

QUICK FACTS

GENERAL

Full Name: Georgia Institute of Technology
 Location: Atlanta, Ga.
 Founded: 1885
 Enrollment: 42,295
 Nicknames: Ramblin' Wreck, Yellow Jackets
 Colors: Old Gold and White
 Arena (Cap.): McCamish Pavilion (8,600)
 President: Dr. Ángel Cabrera
 Athletics Director: J Batt
 Faculty Ath. Representative: Dr. Jenna Jordan
 Sport Administrator: Joeleen Akin

COACHING STAFF

Head Coach: Nell Fortner
 Years at Tech: 5th
 Twitter: @NellOnWheels
 Career Record: 239-168 (.595)
 Record at Tech: 77-51 (.597)/4 years
 Alma Mater: Texas, 1982
 Associate Head Coach Blanche Alverson
 Assistant Coach: LaSondra Barrett
 Assistant Coach: Michael Scruggs
 Asst. Coach/Dir. of Recruiting Ops: Caleb Currier
 Director of WBB Ops: Ashlee Villarreal

TEAM INFORMATION

2022-23 Overall Record: 13-17
 2022-23 ACC Record: 4-14
 2022-23 Home Record: 8-6
 2022-23 Road Record: 3-9
 2022-23 Neutral Record: 2-2
 Letterwinners R/L: 7/5
 Starters R/L: 3/2
 Newcomers 6

HISTORY

First Year: 1974-75 (50th season)
 Overall Record: 763-682 (.527)
 ACC Record: 245-398 (.381)
 ACC Tournament Record: 21-44
 Postseason Record: 23-26 (NCAA, WNIT & AIAW)
 NCAA Appearances/Last: 11, 2022
 NCAA Tournament Record: 7-11
 WNIT Record: 14-7
 All-Time Home Record: 413-230
 All-Time Road Record: 192-302
 All-Time Neutral Record: 89-89

ATHLETIC COMMUNICATIONS & PUBLIC RELATIONS

WBB Contact: Liz Ryan
 Email: lryan@athletics.gatech.edu
 Phone: 404-894-5445
 Cell Phone: 404-431-9619
 Press Row: 404-894-5458
 Website: www.ramblinwreck.com

It is incorrect to call it "Georgia Tech University."

**Officially, it's The Georgia Institute of Technology.
 But just call us "Georgia Tech."**

2023-24 GEORGIA TECH WOMEN'S BASKETBALL ROSTER

Numerical

No.	Name	YR	HT	POS	Hometown	High School/Previous School
1	Caitlyn Wilson	5th	5-10	G	Cordova, Tenn.	Arlington HS/Cincinnati
4	Anisa Clark	Sr.	5-7	G	McDonough, Ga.	Union Grove
5	Tonie Morgan	So.	5-9	G	Tallahassee, Fla.	Florida State University Schools
11	Aixa Wone Aranaz	5th	6-3	F	Pamplona, Spain	IES Joaquim Blume/Ohio State
12	Jada Bediako	Fr.	6-3	F/C	Brampton, Onatrio	Southwest Academy
13	Kayla Blackshear	Jr.	6-1	F	Orlando, Fla.	Lake Highland Prep/Alabama
15	Avyonce Carter	Sr.	5-10	G	Norcross, Ga.	Wesleyan
20	Ariadna Termis	Fr.	6-6	C	Zaragoza, Spain	IES Joaquim Blume Barcelona
21	Sydney Johnson	5th	5-9	G	Powder Springs, Ga.	The Lovett School/Boston University
22	Inés Noguero	So.	5-9	G	Gijón, Spain	IES Joaquim Blume
23	Rusne Augustinaite	Fr.	6-0	G	Šiauliai, Lithuania	Montverde Academy (Fla.)
25	Kara Dunn	So.	5-11	G	Dallas, Ga.	Mount Paran Christian School
32	D'Asia Thomas-Harris	Fr.	6-2	G/F	Katy, Texas	Houston Christian

Alphabetical

No.	Name	YR	HT	POS	Hometown	High School/Previous School
11	Aixa Wone Aranaz	5th	6-3	F	Pamplona, Spain	IES Joaquim Blume/Ohio State
23	Rusne Augustinaite	Fr.	6-0	G	Šiauliai, Lithuania	Montverde Academy (Fla.)
12	Jada Bediako	Fr.	6-3	F/C	Brampton, Onatrio	Southwest Academy
13	Kayla Blackshear	Jr.	6-1	F	Orlando, Fla.	Lake Highland Prep/Alabama
15	Avyonce Carter	Sr.	5-10	G	Norcross, Ga.	Wesleyan
4	Anisa Clark	Sr.	5-7	G	McDonough, Ga.	Union Grove
25	Kara Dunn	So.	5-11	G	Dallas, Ga.	Mount Paran Christian School
21	Sydney Johnson	5th	5-9	G	Powder Springs, Ga.	The Lovett School/Boston University
5	Tonie Morgan	So.	5-9	G	Tallahassee, Fla.	Florida State University Schools
22	Inés Noguero	So.	5-9	G	Gijón, Spain	IES Joaquim Blume
20	Ariadna Termis	Fr.	6-6	C	Zaragoza, Spain	IES Joaquim Blume Barcelona
32	D'Asia Thomas-Harris	Fr.	6-2	G/F	Katy, Texas	Houston Christian
1	Caitlyn Wilson	5th	5-10	G	Cordova, Tenn.	Arlington HS/Cincinnati

Head Coach: Nell Fortner (Texas, 1982), 5th season

Associate Head Coach: Blanche Alverson (Auburn, 2013), 5th season

Assistant Coach: LaSondra Barrett (LSU, 2011), 2nd season

Assistant Coach: Michael Scruggs (Tennessee, 2008), 1st season

Assistant Coach/Director of Recruiting Operations: Caleb Currier (Tennessee, 2019), 2nd season

Director of Operations: Ashlee Villarreal (Texas Tech, 2017), 5th season

Director of Scouting and Video Operations: Greg Callan (Colorado, 2020), 2nd season

Director of External Operations/NIL Liaison: Becca Bornhorst (Butler, 2013), 2nd season

Creative Director: Jayda Hill (Central Missouri, 2018), 1st season

Graduate Manager: Lauren James (Taylor University, 2022), 2nd season

Athletic Trainer: Rachel Stewart (NCCU, 2013), 7th season

Player Development Coach: Shannon Jackson (Auburn, 2013), 3rd season

HOW TO SAY IT

Aixa Wone Aranaz	eye-sha wone (like moan) ah-duh-nas	Inés Noguero	e-nez no-RAY-doh
Rusne Augustinaite	rus-NUH O-goose-ti-nigh-te	Ariadna Termis	ari-AH-a
Jada Bediako			
Avyonce Carter			
Anisa Clark			

BY CLASS:

Super Seniors (3): Aixa Wone Aranaz, Sydney Johnson, Caitlyn Wilson
 Seniors (2): Anisa Clark, Avyonce Carter
 Juniors (1): Kayla Blackshear
 Sophomores (3): Kara Dunn, Tonie Morgan, Inés Noguero
 Freshmen (4): Jada Bediako, Ariadna Termis, Rusne Augustinaite, D'Asia Thomas-Harris

BY STATE/COUNTRY:

Canada: Jada Bediako
 Georgia: Anisa Clark, Avyonce Carter, Kara Dunn, Sydney Johnson
 Florida: Kayla Blackshear, Tonie Morgan
 Lithuania: Rusne Augustinaite
 Spain: Aixa Wone Aranaz, Inés Noguero, Ariadna Termis
 Tennessee: Caitlyn Wilson
 Texas: D'Asia Thomas-Harris

BY POSITION:

Guards: Rusne Augustinaite, Avyonce Carter, Anisa Clark, Kara Dunn, Sydney Johnson, Tonie Morgan, Inés Noguero, D'Asia Thomas-Harris, Caitlyn Wilson
 Forwards: Aixa Wone Aranaz, Kayla Blackshear
 Center: Ariadna Termis
 Forward/Center: Jada Bediako

SERIES HISTORY

Overall: Georgia Tech leads 30-11
Current Streak: W19
Home Games: Georgia Tech leads 16-5
Last: Nov. 10, 2022 - GT 60, Georgia State 42
Away Games: Georgia Tech leads 13-4
Last: Dec. 2, 2018 - GT 78, Georgia State 71
Neutral Sites: Georgia Tech leads 1-0

LAST MEETINGS VS. GEORGIA STATE

Nov. 10, 2022	H	W	60-42
Nov. 25, 2020	H	W	62-38
Nov. 20, 2019	H	W	69-28
Dec. 2, 2018	A	W	78-71
Nov. 21, 2017	H	W	75-51
Dec. 3, 2016	H	W	73-42
Dec. 16, 2011	A	W	85-50
Nov. 12, 2010	H	W	66-56
Dec. 22, 2009	A	W	62-50
Nov. 26, 2008	H	W	74-56
Dec. 22, 2007	A	W	79-67
Nov. 16, 2006	H	W	83-41
Nov. 30, 2005	A	W	60-51
Nov. 19, 2004	H	W	72-30
Dec. 6, 2003	A	W	69-64

TEAM COMPARISON



Record 6-3
 Conference Record 0-0
 Points per game. 71.6
 Scoring Margin +11.3
 FG Percentage. 45.3
 3-pt FG Percentage 30.2
 3-pt FG Made Per Game 5.4
 FT Percentage 71.0
 Rebounds per game. 39.9
 Rebounding Margin +4.7
 Assists Per Game. 15.7
 Turnovers Per Game. 13.1
 Turnover Margin. +1.3
 Steals Per Game 6.7
 Blocks Per Game 2.0

Record 4-2
 Conference Record 0-0
 Points per game. 69.5
 Scoring Margin +13.0
 FG Percentage. 40.6
 3-pt FG Percentage 30.0
 3-pt FG Made Per Game 6.0
 FT Percentage 66.4
 Rebounds per game. 39.2
 Rebounding Margin +1.7
 Assists Per Game. 12.7
 Turnovers Per Game. 16.2
 Turnover Margin. +6.0
 Steals Per Game 12.8
 Blocks Per Game 4.0

GEORGIA TECH'S LAST 12 POSTSEASONS

YEAR	OVERALL	ACC TOURN.	POSTSEASON
2022-23	13-17	0-1 (R1)	N/A
2021-22	21-11	1-1 (QF)	NCAA
2020-21	17-9	1-1 (SF)	NCAA
2019-20	20-11	1-1 (QF)	Canceled
2018-19	17-13	0-1 (R2)	Declined WNIT
2017-18	20-14	1-1 (R2)	WNIT 3rd Round
2016-17	22-15	1-1 (R2)	WNIT Runners-Up
2015-16	20-13	1-1 (QF)	WNIT 2nd Round
2014-15	19-15	1-1 (R2)	WNIT 2nd Round
2013-14	20-12	1-1 (QF)	NCAA 1st Round
2012-13	14-16	0-1 (R1)	N/A
2011-12	26-9	2-1 (CG)	NCAA Sweet 16

NOGUERO'S DOUBLE TROUBLE

Sophomore Inés Noguero recorded her first collegiate double-double against Mercer, posting 10 points and a career-high 12 rebounds. Noguero led the Jackets on the glass for her first time with her 12 defensive rebounds. She finished the game with six assists and a steal.

Noguero flirted with a double-double against New Mexico in the Cancun Challenge, finishing with 13 points and nine rebounds. She currently ranks fifth on the team in scoring, averaging 8.4 points and is third in rebounding at 5.9 rebounds per game.

SEEING DOUBLE

For the second time this season, two Yellow Jackets finished with 20 points or more in a game at Nebraska. Kara Dunn led the way with a career-high 22 points, while Tonie Morgan added 20 points to the scoreboard. In the season-opener, Morgan and Kayla Blackshear both recorded 20-plus points.

Dunn finished with 22 points to set a new personal-best, hitting a career-high nine field goals, including three triples (also a career-best). It marked her third game with 20-plus points in her collegiate campaign - and first this season.

AUGUSTINAITE FOR 30

Freshman Rusne Augustinaite dropped a career-high 30 points in the ACC/SEC Challenge against Florida. Augustinaite went 10-for-20 from the field, including a 6-for-10 showing from three-point range.

Augustinaite becomes the first Yellow Jacket to score 30 points in a game since Lotta-Maj Lahtinen had 30 against NC State on Dec. 31, 2020. She is the first freshman to score 30-plus points since Elizabeth Balogun did so twice in 2018-19. Balogun scored 30 points versus Seton Hall (12/20/18) before dropping 35 at North Carolina (1/31/19).

BLACKSHEAR COMING OUT STRONG

After averaging 7.5 points per game last season (2022-23), Kayla Blackshear has come out to start the 2023-24 season with a strong offensive game. She is currently second on the team in scoring, averaging 14.6 points per game, having scored in double-figures in seven games and leading the Jackets in scoring in six outings.

In the ACC, Blackshear ranks 14th overall in scoring. Hannah Hidalgo of Notre Dame leads the league in scoring, averaging 23.63 points per game.

Blackshear's 53.2 percent shooting efficiency places her fifth in the ACC. Elizabeth Kitley (VT) leads the ACC at 56.9 percent.

TONIE, TONIE, TONIE

Alongside Kayla Blackshear, Tonie Morgan has dropped double-figure scoring totals in eight games on the season. Currently averaging 15.4 points per game, Morgan leads the team in scoring and is 11th in the ACC overall.

Morgan is currently second on the team in rebounding, averaging 6.6 rebounds per game, which ties her for 16th in rebounding in the ACC. In defensive rebounds, Morgan is tied for seventh in the ACC.

Morgan also leads Georgia Tech in assists with 47 on the season for a 5.2 assists per game average. She ranks fifth in the ACC in assists (Georgia Amooore, VT, leads the league in assists with 67 for an 8.38 average).

CANCUN CHALLENGE

Georgia Tech spent the Thanksgiving holiday in Cancun, Mexico, making a return trip to the Cancun Challenge. The Yellow Jackets made their third appearance in the holiday tournament, having taken part in 2015-16 and 2018-19. Tech is 4-2 when competing

ACC PRESEASON PREDICTIONS

2023-24 Predicted Order of Finish

Blue Ribbon Panel

1. Virginia Tech
2. Notre Dame
3. North Carolina
4. Louisville
5. Florida State
6. Miami
7. Duke
8. NC State
9. Syracuse
10. Virginia
11. Clemson
12. Georgia Tech
13. Boston College
14. Wake Forest
15. Pitt

Blue Ribbon Panel Preseason Player of the Year

Elizabeth Kitley - Virginia Tech, Sr., C

2023-24 Blue Ribbon Panel Preseason All-ACC Team

Elizabeth Kitley - Sr., C, Virginia Tech
 Ta'Niya Latson - So., G, Florida State
 Georgia Amooore - Sr., G, Virginia Tech
 Olivia Miles - Jr., G, Notre Dame
 Deja Kelly - Sr., G, North Carolina
 Sonia Citron - Jr., G, Notre Dame
 Dyaisha Fair - Gr., G, Syracuse
 Alyssa Utsby - Sr., G/F, North Carolina
 Makayla Timpson - Jr., F, Florida State
 Olivia Cochran - Sr., F, Louisville

2023-24 Blue Ribbon Panel Newcomer Watch List

Hannah Hidalgo - Fr., G, Notre Dame
 Kiki Jefferson - Gr., G, Louisville
 Jayda Curry - Jr., G, Louisville
 Lexi Donarski - Gr., G, North Carolina
 Jadyon Donovan - Fr., G/F, Duke

TOP 25 POLLS

ASSOCIATED PRESS (Dec. 4)

- 1 South Carolina
- 2 UCLA
- 3 NC State**
- 4 Iowa
- 5 Texas
- 6 USC
- 7 LSU
- 8 Colorado
- 9 Stanford
- 10 Baylor
- 11 Utah
- 12 Ohio State
- 13 Kansas State
- 14 Notre Dame**
- 15 Virginia Tech**
- 16 Indiana
- 17 UConn
- 18 Louisville**
- 19 Marquette
- 20 Florida State**
- 21 Washington State
- 22 Creighton**
- 23 Gonzaga
- 24 North Carolina**
- 25 Penn State

USA TODAY COACHES (Dec. 5)

- 1 South Carolina
- 2 UCLA
- 3 Iowa
- 4 LSU
- 5 **NC State**
- 6 USC
- 7 Utah
- 8 Colorado
- 9 Texas
- 10 Stanford
- 11 Ohio State
- 12 Notre Dame**
- 13 Virginia Tech**
- 14 Baylor
- 15 Indiana
- 16 Kansas State
- 17 UConn
- 18 Louisville**
- 19 Marquette
- 20 Florida State**
- 21 Creighton**
- 22 Washington State
- 23 Gonzaga
- 24 North Carolina**
- 25 Michigan

Bold = 2023-24 Opponent

WINS AGAINST RANKED FOES

Jan. 6, 1987	#13 Maryland	H	81-80 (OT)
Jan. 21, 1989	#13 Virginia	H	105-80
Jan. 2, 1990	#6 NC State	H	79-78
Jan. 18, 1990	#15 Maryland	H	70-68
Jan. 17, 1992	#16 NC State	H	83-72
Feb. 4, 1992	at #18 Clemson	A	59-57
March 7, 1992	vs. #4 Maryland	N	68-67
March 8, 1992	vs. #18 Clemson	N	74-73
Jan. 15, 1993	#15 North Carolina	H	73-63
Jan. 25, 1996	#18 Clemson	H	55-38
Feb. 25, 1996	at #17 Clemson	A	72-62
Jan. 5, 1997	#7 NC State	H	73-72
Feb. 13, 1997	#9 Virginia	H	72-60
Dec. 6, 1997	#9 Virginia	H	84-65
Dec. 5, 1998	at #17/14 NC State	A	74-73
Jan. 24, 1999	#7/6 North Carolina	H	91-84
Jan. 13, 2000	#15/12 North Carolina	H	55-44
Feb. 24, 2000	at #14/11 NC State	A	69-52
March 4, 2000	vs. #15/14 NC State	N	71-62
Jan. 7, 2001	#25 Virginia	H	70-65
Feb. 8, 2001	at #24 Virginia	A	87-70
Jan. 17, 2002	at #17/15 North Carolina	A	81-62
Dec. 27, 2002	vs. #24/22 Georgia	N	55-49
Dec. 3, 2004	#6/6 Georgia	H	55-49
Feb. 1, 2007	#4/4 Maryland	H	77-72
Dec. 3, 2008	#21/24 Michigan St.	H	70-57
Jan. 22, 2009	#2/3 North Carolina	H	66-62
March 1, 2009	#22/19 Virginia	H	74-66
Dec. 5, 2010	#21/22 Georgia	H	69-53
Jan. 6, 2011	#8/8 North Carolina	H	71-70
Feb. 24, 2011	at #13/16 North Carolina	A	64-57
March 4, 2011	vs. #13/15 Maryland	N	70-64
Feb. 12, 2012	at #23/RV North Carolina	A	56-64
March 20, 2012	vs. #17/16 Georgetown	N	76-64
Feb. 6, 2014	#13/11 North Carolina	H	94-91
Feb. 26, 2015	#16/17 Duke	H	71-62
Jan. 15, 2017	#24 Syracuse	H	75-66
Nov. 18, 2018	#14 Georgia	H	63-53
Jan. 20, 2019	#12/12 Syracuse	H	65-55
Jan. 2, 2020	#23/RV Miami	H	61-54
Jan. 9, 2020	#11/11 Florida State	A	67-52
Feb. 16, 2020	#4/4 NC State	A	65-61
Feb. 23, 2020	#17/18 Florida State	H	65-62
March 23, 2021	#17/20 West Virginia	N	73-56
Dec. 5, 2021	#20/19 Georgia	A	55-54
Dec. 9, 2021	#3/2 UConn	H	57-44
Jan. 23, 2022	#20 North Carolina	H	55-38
Feb. 2, 2023	#15/13 NC State	H	68-62

in the tournament, having posted a 1-1 record last week.

This season, Tech dropped its opening game to Creighton, but rebounded with a win over New Mexico. Previously, Tech faced Northern Iowa and High Point in 2015-16, splitting the games, and swept George Washington and Idaho State in 2018-19. Tonie Morgan was named to the All-Tournament Team after scoring in double-figures in both games and recording a double-double against New Mexico.

MORE FOR THE MONEY

Georgia Tech has recorded seven games this season with at least three players finishing in double-figure scoring numbers. The Jackets got the season rolling with three or more players in double-figures in the first four games of the season. Tech broke the streak against Creighton in the Cancun Challenge, being held to two players in double-figures. The only other time Tech was held to two players in double-figures was against Florida in the ACC/SEC Challenge.

Kayla Blackshear has led Tech offensively in six outings, while Tonie Morgan led the way against Furman and has scored in double-figures in eight outings. Also contributing double-figures in her first four games was freshman Rusne Augustinaite, putting on a strong showing to start her collegiate career.

HOMETOWN SHOWDOWN

D'Asia Thomas-Harris had quite the showing at Rice, playing in front of her hometown crowd as the freshman grew up not 30 minutes from Houston. Thomas-Harris recorded her first career double-double behind 12 points and 13 points, setting a personal-best this season in rebounding. She came up clutch in the second half, leading the Jackets with eight rebounds in the final two periods. She is the first Yellow Jacket to post a double-double this season.

Thomas-Harris continued her success against Kennesaw State, recording her second-straight double-figure scoring outing with a season-high 15 points.

COMEBACK WIN

Tech trailed by as many as 17 points in the third quarter at Rice, but stormed back in the final 12 minutes to come away with a 78-75 victory over the Owls. The Jackets dominated the second half, 47-30, and shot 51.7 percent paced by Kayla Blackshear and Tonie Morgan with 12 and 10 points, respectively, in the final two periods. In the second half, Tech converted 12-of-17 free throw attempts, while Rice went to the line for the first and only time in the second half with 1:10 remaining in the game, hitting both attempts. After not hitting a three-pointer in the first half, Tech was 5-for-6 from long distance in the second half, including a perfect 3-for-3 in the fourth quarter. In the win, five Yellow Jackets finished in double-figure scoring totals, while D'Asia Thomas-Harris recorded the first double-double of the season.

OFFENSIVE DOMINATION

Between Tech's first four games, the Yellow Jackets put up some commanding offensive numbers. Combined as a team, the Jackets averaged 82.3 points per game in the first four games of the season with three or more players posting double-figures in all games, and seeing offensive contributions from eight, 10, six and 10 players, respectively. In the win over Furman, the Jackets scored 91 points, marking only the second time in the Nell Fortner era (since 2019) Tech has scored 90-plus points in a game. The first was a 92-84 overtime win against Clemson on Feb. 13, 2022. Tech broke the streak against Creighton, having only two players finish in double-figures and currently average 71.6 points per game.

CAREER DOUBLE-DOUBLES

KAYLA BLACKSHEAR - 2

18 pts, 11 rebs vs. Miami - 1/12/23
16 pts, 13 rebs at Wake Forest - 1/8/23

TONIE MORGAN - 5

13 pts, 12 rebs vs. New Mexico - 11/24/23
17 pts, 10 assts vs. NC State - 2/2/23
13 pts, 12 assts vs. Clemson - 1/26/23
16 pts, 15 rebs vs. Syracuse - 1/19/23
11 pts, 10 rebs vs. Furman - 12/21/22

INÉS NOGUERO - 1

10 pts, 12 rebs vs. Mercer - 12/5/23

D'ASIA THOMAS-HARRIS - 1

12 pts, 13 rebs at Rice - 11/16/23

LARGEST HOME CROWDS

1.	11/21/10	#1/1 UConn	L, 71-51	7,325
2.	2/8/95	#11/11 UNC	L, 84-62	6,621
3.	12/5/08	Georgia	W, 57-42	6,212
4.	2/7/99	#9/11 Duke	L, 74-73	6,058
5.	11/11/12	#20/16 Tenn.	L, 54-71	5,517
6.	11/6/23	Coastal Carolina	W, 83-53	4,963
7.	12/9/21	#3/2 UConn	W, 57-44	4,587
8.	1/23/93	#10 Virginia	L, 107-81	4,158
9.	2/21/93	Wake Forest	W, 85-72	4,136
10.	2/16/03	Virginia	L, 56-54	4,044
11.	1/26/02	Clemson	W, 83-78	3,965
12.	12/13/09	MVU	W, 89-41	3,864
13.	1/20/96	#7/7 Virginia	L, 79-58	3,849
14.	1/8/04	#1/2 Duke	L, 45-77	3,833
15.	2/11/96	Wake Forest	W, 75-65	3,827
16.	2/18/99	#17/17 Virginia	L, 73-86	3,812
17.	1/13/03	#1/1 Duke	L, 59-79	3,592
18.	1/9/00	#14/10 Duke	L, 45-64	3,512
19.	2/27/94	Duke	W, 64-56	3,385
20.	2/10/08	#3/3 UNC	L, 61-75	3,257

*McCarnish Pavilion record

CAREER NIGHTS

In Tech's season-opener against Coastal Carolina, Kayla Blackshear and Tonie Morgan combined to score 44 points, both recording career-highs in scoring.

Blackshear logged a game-high 24 points, while Morgan chipped in 20. Blackshear saw her 24 come from nine field goals and 6-of-7 free throws. Morgan tallied her 20 points on eight field goals, including a three-pointer, and three free throws. The sophomore also led the Jackets in rebounding (7) and assists (7) on the day.

GAME READY

Against Coastal Carolina, Tech's six newcomers all saw game action, giving them floor experience heading into the season. Leading the way off the bench was freshman Rusne Augustinaite who hit a game-high four three-pointers to finish with 14 points.

D'Asia Thomas-Harris also saw valuable playing time, logging seven minutes and producing solid numbers. Thomas-Harris finished with eight points, six coming in the final quarter in which she played three minutes, pulled down five rebounds and recorded a steal.

Fifth-year transfer Sydney Johnson saw nearly 15 minutes of game action and dished out five assists and two rebounds. Freshman Ariadna Termis came off the bench for eight minutes of action and posted one rebound and an assist.

STRONG FROM THE FLOOR

Tech topped its season-best shooting percentage from last season in just its season-opener, shooting 51.6 percent (33-64) from the field against Coastal Carolina. Last season,

ACC POSTSEASON HONORS

2022-23 Postseason Awards

Player of the Year: Elizabeth Kitley, Jr., C, Virginia Tech
 Defensive Player of the Year: Celeste Taylor, Sr., G, Duke
 Rookie of the Year: Ta'Niya Latson, G, Florida State
 Coach of the Year: Niele Ivey, Notre Dame
 Sixth Player of the Year: Saniya Rivers, So., G, NC State
 Most Improved Player: Makayla Timpson, So., F, Florida State

All-ACC First Team

Elizabeth Kitley, Sr., C, Virginia Tech
 Olivia Miles, So., G, Notre Dame
 Ta'Niya Latson, Fr., G, Florida State
 Hailey Van Lith, Jr., G, Louisville
 Georgia Amooore, Jr., G, Virginia Tech
 Dyaisha Fair, Sr., G, Syracuse
 Deja Kelly, Jr., G, North Carolina
 Celeste Taylor, Sr., G, Duke
 Sonia Citron, So., G, Notre Dame
 Alyssa Utsby, Jr., G, North Carolina

All-ACC Second Team

Makayla Timpson, So., F, Florida State
 Jewel Spear, Jr., G, Wake Forest
 Diamond Johnson, So., G, NC State
 Haley Cavinder, Sr., G, Miami
 Destiny Harden, Gr., F, Miami
 Amari Robinson, Sr., F, Clemson
 Camryn Taylor, Jr., G, Virginia
 Maddy Westbeld, Jr., F, Notre Dame
 Kennedy Todd-Williams, Jr., G, North Carolina
 Taylor Soule, Gr., F, Virginia Tech

All-Defensive Team

Celeste Taylor, Sr., G, Duke
 Mykasa Robinson, Gr., G, Louisville
 Elizabeth Kitley, Sr., C, Virginia Tech
 Makayla Timpson, So., F, Florida State
 Dyaisha Fair, Sr., G, Syracuse

All-Freshman Team

Ta'Niya Latson, G, Florida State
 Taina Mair, G, Boston College
 Tonie Morgan, G, Georgia Tech
 Ruby Whitehorn, G, Clemson
 KK Bransford, G, Notre Dame

Tech's best shooting percentage was 50.8 percent (31-61) against Clemson (1/26/23).

Against the Chanticleers, four Yellow Jackets finished in double-figure scoring numbers led by 20-plus point performances from Kayla Blackshear (24) and Tonie Morgan (20).

The Jackets recorded its second-straight game shooting 50 percent or higher against Furman, connecting on 52.1 percent from the field. The third outing shooting over 50.0 percent came against Kennesaw State when Tech shot a season-high 58.0 percent from the field.

FINAL TUNEUP

Georgia Tech welcomed Georgia College on Nov. 2 for its final preseason tuneup in McCamish Pavilion. The Yellow Jackets took the exhibition win, 93-56, behind four different Jackets in double-figure scoring totals. Tonie Morgan led the way with 20 points, followed by Kara Dunn (19), Kayla Blackshear (18) and freshman Rusne Augustinaite (12). In total, 11 different Jackets, including all four freshmen, saw game action as Tech rotated through several lineup combinations.

2024 SIGNING CLASS

On National Signing Day, head coach Nell Fortner announced the addition of four Atlanta locals to the 2024-25 roster. All four were named to the Atlanta Tipoff Club Girls High School Preseason Watch List. The signing class has been ranked No. 19 by ESPN. The signing class included:

Danie Carnegie (5-9, G, Conyers, Ga.) - A four-star recruit by ESPN HoopGurlz, Carnegie is the third-highest ranked recruit in Georgia. She has earned multiple state and regional accolades, including first team 6A all-State by the AJC.

Gabbie Grooms (5-9, G, Sharpsburg, Ga.) - The 2023 AJC 2A Player of the Year, Grooms was tabbed Class A Private All-State second team honors in 2022. She has scored over 1,000-career points at Landmark Christian. Her mother, Lady Hardmon, played basketball at Georgia (1989-92) before going on to play eight seasons in the WNBA.

Tianna Thompson (5-10, G, Mableton, Ga.) - Thompson helped lead The Galloway School to a 2023 state runner-up finish, and has earned AJC Class A Private All-State first- and second-team honors in 2022 and 2021. She has scored over 1,000-career points and is a four-star recruit by Prospects Nation, and is the top-ranked recruit in Georgia. Her father, Rich, ran track and field at Georgia Tech (1988-91) and was inducted into the GT Sports Hall of Fame in 2001.

Chazadi "Chit Chat" Wright (5-4, G, Decatur, Ga.) - A two-time all-State honoree by the AJC, Wright earned first-team 3A all-State in 2023 and first-team Class A Private all-State in 2022. She has also earned Region 7 Class 3A Region Player of the Year honors and has amassed over 1,000-career points at Wesleyan.

50 SEASONS

The 2023-24 season marks the 50th season of Georgia Tech women's basketball. Tech's first varsity female sports team, women's basketball started in 1974-75 and has amassed 763 wins since. In 50 seasons, Georgia Tech has made 11 NCAA Tournament appearances, eight WNIT appearances, and seven GAIAW State Tournaments. The Yellow Jackets made their first postseason appearance in school history in 1992 and won the NWIT in Amarillo, Texas. The win also marked the first NWIT title for an ACC school.

Tech made its first NCAA Tournament appearance in 1992-93. The Jackets didn't return for 10 years, making its next trip in 2003, but then participated in every Big Dance from 2007-2012. In 2012, Tech made its first-ever run to the Sweet 16. The Jackets would return to the Sweet 16 in 2021 with Nell Fortner at the helm.

MORGAN'S INAUGURAL SEASON

Tonie Morgan put together quite the freshman season last year, leading Georgia Tech in assists with 114 and finishing second on the team in scoring, averaging 9.8 points per game. She returns as the team's leading scorer. After an impressive freshman season, Morgan earned ACC All-Freshman Team honors and collected two ACC Rookie of the Week honors.

In the ACC, Morgan was one of only four freshmen to own a double-double last season, and was one of only three to own multiple double-doubles. Additionally, she was one of only four players overall in the league to own a double-double on points and assists. Morgan flirted with a triple-double on multiple occasions last season.

Finishing with 114 assists, Morgan ranks fourth in the Georgia Tech record book in the freshman class. Nina Bärlin ranks third with 117 assists as a freshman in 1999-00. Carmen Davis holds the freshman record at GT with 173 assists during the 1989-90 season.

REBOUNDING GAME

Kayla Blackshear led Georgia Tech in rebounding last season, pulling down 6.4 rebounds per game on average. The junior finished the season with five games securing double-figure rebounding totals. Blackshear was one of three Yellow Jackets last season to record a game with double-figure rebounds, joined by teammate Tonie Morgan who recorded three. Morgan, the team's second leading rebounder last season, recorded the team's season-high, having pulled down 15 rebounds against Syracuse.

WHAT'S DUNN DONE

Kara Dunn also put together a strong freshman season last year, finishing with nine games in double-figure scoring, including four with 15-plus points. She set a career-high in scoring with 21 points against Wake Forest in her second-straight game with 20-plus points. She was one of only three Yellow Jackets to score 20 or more points.

Dunn finished the season averaging 7.6 points per game, shot 42.9 percent from the floor and 73.5 percent from the free throw

ACC WEEKLY HONORS

2023-24 ACC Player and Freshman of the Week

Week 1 - Nov. 13

Player: Saniya Rivers, Jr., G, NC State
 Freshman: Hannah Hidalgo, Fr., G, Notre Dame

Week 2 - Nov. 20

Player: Hannah Hidalgo, Fr., G, Notre Dame
 Freshman: Hannah Hidalgo, Fr., G, Notre Dame

Week 3 - Nov. 27

Player: Elizabeth Kitley, Gr., C, Virginia Tech
 Freshman: Hannah Hidalgo, Fr., G, Notre Dame

Week 4 - Dec. 4

Player: Liatu King, Sr., F, Pitt
 Freshman: Alyssa Latham, Fr., F, Syracuse

Week 5 - Dec. 11

Player:
 Freshman:

Week 6 - Dec. 18

Player:
 Freshman:

Week 7 - Dec. 25

Player:
 Freshman:

Week 8 - Jan. 1

Player:
 Freshman:

Week 9 - Jan. 8

Player:
 Freshman:

Week 10 - Jan. 15

Player:
 Freshman:

Week 11 - Jan. 22

Player:
 Freshman:

Week 12 - Jan. 29

Player:
 Freshman:

Week 13 - Feb. 5

Player:
 Freshman:

Week 14 - Feb. 12

Player:
 Freshman:

Week 15 - Feb. 19

Player:
 Freshman:

Week 16 - Feb. 26

Player:
 Freshman:

Week 17 - March 4

Player:
 Freshman:

line. She returns as the team's second leading scorer behind Tonie Morgan. Dunn appeared in 28 games and earned the start in 14.

ACC/SEC CHALLENGE

The 2023-24 season will mark the start of the ACC/SEC Challenge. In the inaugural matchups, Georgia Tech drew Florida and will host the Gators on Nov. 29 at 5 p.m. in McCamish Pavilion. Despite their relatively close proximity, the ACC/SEC Challenge matchup between Georgia Tech and Florida will be only the second meeting in series history and the first in 37 years. In the only previous matchup, the Yellow Jackets downed the Gators, 82-72, on Dec. 5, 1986 in Atlanta.

HITTING THE PORTAL

Georgia Tech hit the transfer portal over the summer and welcomed two transfers to The Flats for their fifth seasons of eligibility. Joining the 2023-24 roster are Sydney Johnson (Powder Springs, Ga.) and Caitlyn Wilson (Cordova, Tenn.).

Johnson played four seasons at Boston University becoming the first Terrier in program history to be named first team all-Patriot League multiple times. Johnson finished her career at BU ranked 11th in program history with 1,255 career points, eighth with 330 career assists, ninth with 483 career field goals made and ninth with a 12.0 points per game average. In four seasons, she started 97 of her 105 career games played, was twice tabbed all-Patriot League first team (2022, 2023) and once to second team (2021). In 2023, Johnson was named to the all-Patriot League defensive team and tournament team after leading the Terriers with 107 assists and 55 steals, while ranking second with 12.8 ppg her final season. She was first named to the all-Patriot League tournament team in 2022.

Wilson played three seasons at Cincinnati, appearing in 77 games for the Bearcats and starting 42. She averaged 7.8 points and 1.8 rebounds, while shooting 32.6 percent from the field and 32.9 percent from three-point distance. Wilson hit at least 50 three-pointers each season to finish sixth in the Cincinnati record book in three-pointers made with 163. Wilson played her freshman season at Chipola Junior College in Marianna, Fla. She started 18-of-27 games and averaged 13.6 points, 3.4 made three-pointers, 3.2 rebounds and 2.0 steals per game to earn all-Panhandle Conference First Team honors.

GOING DANCING

Under the direction of head coach Nell Fortner, Georgia Tech made back-to-back NCAA Tournament appearances in 2021 and 2022, marking the first time Tech has made consecutive appearances since six-straight from 2007-12.

Tech reached the Sweet 16 for just the second time in program history in 2021. Tech's appearance in 2022 marked the 11th in the Big Dance.

HOME SWEET HOME

All time, the Yellow Jackets are 413-230 (.620) when playing at home. The Jackets have won the last 10-consecutive home openers dating back to the 2012-13 season (including this season). Last season, Tech defeated Georgia State in its home opener, 60-42. Under the direction of Fortner, the Jackets are 5-0 in home openers dating back to her first season in 2019-20.

JACKETS BY THE NUMBERS

GAMES LEADING GT IN:

Scoring (includes ties):

Blackshear	6
Augustinaite	1
Dunn	1
Morgan	1
Noguero	0

Rebounding (includes ties):

Morgan	4
Blackshear	3
Noguero	1
Thomas-Harris	1
Wone Aranz	0

Assists (includes ties):

Morgan	9
Noguero	2
Blackshear	1
Dunn	0

Games in Double Figure Scoring:

Morgan	8
Blackshear	7
Augustinaite	6
Noguero	4
Dunn	3
Thomas-Harris	2

Games with 20+ points:

Blackshear	2
Morgan	2
Augustinaite	1
Dunn	1

Games with 5+ assists:

Morgan	6
Johnson	1
Noguero	1

Games with 3+ steals:

Morgan	2
Blackshear	1
Carter	1
Noguero	1

RECORD WHEN...

At home	4-1
On road	1-1
Neutral	1-1
Against ranked teams	0-0
In games decided by 3 pts or less	1-0
In games decided by 4-5 pts	0-0
In games decided by 6-10 pts	0-2
In games decided by 11-20 pts	2-1
In games decided by 21+ pts	3-0
Leading at half	5-2
Tied at half	0-0
Trailing at half	1-1
Leading with 10:00 remaining	5-0
Trailing with 10:00 remaining	1-3
Leading with 5:00 remaining	5-0
Trailing with 5:00 remaining	1-3
GT shoots 40% or better	6-1
GT shoots less than 40%	0-2
GT shoots same/better than opp.	5-0
Opp. shoots 40% or better	2-2
Opp. shoots less than 40%	4-2
GT out-rebounds opp.	5-1
Opp. out-rebounds GT	1-2
Teams tied in rebounding	0-0
GT shoots 70% or better on FT's	5-0
GT has more/same FT attempts	3-2
Opp. has more FT attempts	3-1
GT shoots 30% or better on 3pt	4-2
GT shoots less than 30% on 3pt	2-1
Opp. shoots 30% or better on 3pt	2-2
Opp. shoots less than 30% on 3pt	4-1
GT has more/same TO than opp.	2-2
GT scores 90+ pts	1-0
GT scores 80-89 pts	1-0
GT scores 70-79 pts	3-1
GT scores 60-69 pts	1-0
GT scores 50-59 pts	0-1
GT scores less than 50 pts	0-1
Opp. scores 90+ pts	0-0
Opp. scores 80-89 pts	0-1
Opp. scores 70-79 pts	1-0
Opp. scores 60-69 pts	1-1
Opp. scores 50-59 pts	3-1
Opp. scores less than 50 pts	1-0
On Mondays	1-0
On Tuesdays	1-0
On Wednesdays	0-1
On Thursdays	1-1
On Fridays	1-0
On Saturdays	1-1
On Sundays	1-0
In November	5-2
In December	1-1
In January	0-0
In February	0-0
In March	0-0
In Overtime	0-0
In Gold Uniforms	2-1
In Grey Uniforms	0-0
In Navy Uniforms	1-1
In White Uniforms	3-1

THE LAST TIME...

The Last Time (Team)

Tech scored 100 points in a game:	102 vs. Southeastern Louisiana, November 18, 2015
Tech scored 100 points in an ACC game:	101 at Virginia, March 2, 2008 (2 OT)
A Tech opponent scored 100 points:	103 at Virginia, March 2, 2008 (2 OT)
Tech scored 60-69 points in a half:	60 vs. Morgan State, Nov. 16, 2014
Tech scored 70+ points in a half:	70 vs. Presbyterian (2nd half), Dec. 2, 1985
Tech won an overtime game:	vs. Clemson (92-84), Feb. 13, 2022
Tech lost an overtime game:	vs. Pitt (85-79, 2 OT), Feb. 12, 2023
Tech played a double overtime game:	vs. Pitt (85-79), Feb. 12, 2023
Tech played a triple overtime game:	vs. Michigan (89-79), April 1, 2017
Tech shot 70 percent for a half:	82.4 (14-17) at Houston, Nov. 9, 2018
Tech shot 80 percent for a half:	82.4 (14-17) at Clemson, Jan. 30, 2022
Tech shot 60 percent from the field in a game:	63.5 (40-63) vs. Kennesaw State, Nov. 22, 2011
Tech shot 90 percent from the free throw line in a game (min. 10 att.):	90.0 (9-10), vs. New Mexico, Nov. 24, 2023
Tech shot 100 percent from the free throw line in a game (min. 10 att.):	1.000 (14-14), Virginia, Jan. 25, 2015
Tech shot less than 40 percent from the field in a game:	36.5 (23-63) vs. Florida, Nov. 29, 2023
Tech shot less than 30 percent from the field in a half:	28.6 (8-28) vs. New Mexico, Nov. 24, 2023
Tech shot less than 50 percent from the free throw line in a game:	25.0 (1-4) at Notre Dame, Feb. 23, 2023
Opponent shot less than 50 percent from the free throw line in a game:	46.3 (6-13) at Nebraska, Dec. 2, 2023
Tech did not make a 3-point field goal:	vs. Virginia, Jan. 28, 2018
Tech held an opponent under 30 percent shooting:	25.0 (14-56) vs. Kennesaw State, Nov. 19, 2023
An opponent shot 60 percent:	62.3 (33-53) vs. Notre Dame, Jan. 7, 2018
Tech attempted 50 free throws:	51 (made 34) vs. Alabama State, Nov. 24, 2015
Tech made 40 free throws:	Never
Tech defeated a top-10 opponent:	No. 3/2 vs. UConn, 57-44, Dec. 9, 2021
Tech defeated a top-25 opponent:	No. 15/13 vs. NC State, 68-62, Feb. 2, 2023
Tech defeated a top-25 opponent on the road:	No. 20/19 at Georgia, 55-54, Dec. 5, 2021

The Last Time (Player)

A player scored 40+ points:	Niesha Butler (40) vs. Florida State, Jan. 2, 1999
A player scored 35-39 points:	Elizabeth Balogun (35) at North Carolina, Jan. 31, 2019
A player scored 30-34 points:	Rusne Augustinaite (30) vs Florida, Nov. 29, 2023
Two players scored 20+/same game:	Kara Dunn (22) & Tonie Morgan (20) at Nebraska, Dec. 2, 2023
Three players scored 20+/same game:	Alex Montgomery (26), Janie Mitchell (20) and Iasia Hemingway (20) vs. Maryland, Jan. 20, 2008
Four players scored 20+/same game:	Never
A player had back-to-back 30+ point games:	Carla Munnion (34) vs. Manhattan, Jan. 23, 1995, and (35) vs. Chattanooga, Dec. 13, 1995
A player had 20+ rebounds:	Lorela Cubaj (20) at Purdue, Dec. 1, 2021
A player had 15-19 rebounds:	Tonie Morgan (15) vs. Syracuse, Jan. 19, 2023
Two players had a double-double	E. Dixon (22 pts, 17 rebs) and L. Cubaj (13 pts, 11 rebs) vs. Duke, Jan. 10, 2019
Two players had double-figure rebounds in the same game:	Straut. (11 rebs) and Cubaj (10 rebs) vs. UNC, Jan. 23, 2022
Three players had double-figure rebounds in the same game:	Roddreka Rogers (12), Katarina Vuckovic (12) and Zaire O'Neil (11), NC State, Feb. 12, 2015
One player had a double-double (Pts and Ast):	Tonie Morgan (17 pts, 10 asts) vs. NC State, Feb. 2, 2023
One player had a double-double (Pts and Steals):	Dawnn Maye (23 pts, 10 steals) vs. Marquette, Nov. 18, 2012
A player had a double-double in consecutive games:	Tonie Morgan - vs. Clemson, Jan. 26, 2023 (13 pts, 12 asts) vs. NC State, Feb. 2, 2023 (17 pts, 10 asts)
A player had a triple-double (Pts, Reb, Asst.):	Milli Martinez (12 pts, 10 reb, 10 ast) vs. Morris Brown, Feb. 23, 2002
A player had 20 points and 20 rebounds in the same game:	Kisha Ford (21 pts, 21 reb) vs. Mercer, Nov. 25, 1996
A player had 10-14 assists in a game:	Tonie Morgan (10) vs. NC State, Feb. 2, 2023
A player had 15+ assists in a game:	Nina Bärlin (17) vs. Virginia, Jan. 10, 2002
A player had 10+ assists in three consecutive games:	Nina Bärlin (11) vs. E. Washington, Nov. 24, 2001, (14) vs. Arkansas St., Dec. 1, 2001, (11) vs. Southern, Dec. 2, 2001, (13) vs. Florida State, Dec. 5, 2001
A player topped the team in scoring, rebounds, and assists for a game:	Tonie Morgan, 19 pts, 9 reb, 7 ast vs. Furman, Nov. 11, 2023
A player played every minute of a game:	Kayla Blackshear vs. Florida, Nov. 29, 2023
A player had five blocked shots in a game:	Lorela Cubaj (5) at Clemson, Jan. 7, 2021
A player had five blocked shots in back-to-back games:	Zaire O'Neil (5) vs. Syracuse, Feb. 8, 2015 (6) vs. NC State, Feb. 12, 2015
A player had 10+ steals in a game:	Dawnn Maye (10) vs. Marquette, Nov. 18, 2012

STARTING LINEUPS

Game	C/F	F/G	G/F	G	G
N6 COASTAL CAROLINA	Wone	Aranaz	Blackshear	Dunn	Morgan
N11 FURMAN	Wone	Aranaz	Blackshear	Augustinaite	Morgan
N16 at Rice	Wone	Aranaz	Blackshear	Augustinaite	Morgan
N19 KENNESAW STATE	Wone	Aranaz	Blackshear	Augustinaite	Morgan
N23 vs. Creighton	Wone	Aranaz	Blackshear	Augustinaite	Morgan
N24 vs. New Mexico	Wone	Aranaz	Blackshear	Augustinaite	Morgan
N29 FLORIDA	Wone	Aranaz	Blackshear	Dunn	Morgan
D2 at Nebraska	Wone	Aranaz	Blackshear	Augustinaite	Morgan
D5 MERCER	Wone	Aranaz	Blackshear	Augustinaite	Morgan

SPECIALTY STATS (GT/Opp)

Game	Paint	Off TO	2ndCh	FBreak	Bench
N6 COASTAL CAROLINA	38/30	19/7	11/12	15/7	27/10
N11 FURMAN	50/26	15/6	15/8	20/6	33/18
N16 at Rice	32/30	21/29	20/17	10/7	16/27
N19 KENNESAW STATE	36/8	24/13	5/5	12/9	27/23
N23 vs. Creighton	28/16	10/9	11/14	2/8	12/6
N24 vs. New Mexico	30/32	12/7	13/3	2/15	13/6
N29 FLORIDA	24/38	9/17	12/14	6/17	30/19
D2 at Nebraska	38/24	4/12	4/0	1/7	25/23
D5 MERCER	40/30	15/7	13/9	12/4	22/12

INDIVIDUAL MISC. STATS

Career 20-Point Games

Sydney Johnson: 15

at Bucknell	2/18/23	22
Loyola Maryland	2/4/23	20
Lehigh	1/28/23	22
at Loyola Maryland	1/21/23	21
St. Francis Brooklyn	11/23/22	20
Bucknell	2/26/22	21
Colgate	2/19/22	21
at Bucknell	2/2/22	23
Lafayette	1/26/22	24
at Lehigh	1/22/22	24
at Navy	1/15/22	20
at Harvard	11/27/21	20
Boston College	11/17/21	26
American	3/11/21	23
Marist	11/08/19	21

Caitlyn Wilson: 4

at Tulsa	2/27/21	20
at Memphis	2/10/21	20
at Tulane	2/7/21	20
Temple	2/3/21	23

Kara Dunn: 3

at Nebraska	12/2/23	22
Wake Forest	2/16/23	21
Pittsburgh	2/12/23	20

Career 20-Point Games

Kayla Blackshear: 2

at Rice	11/16/23	21
Coastal Carolina	11/6/23	24

Tonie Morgan: 2

at Nebraska	12/2/23	20
Coastal Carolina	11/6/23	20

Rusne Augustinaite: 1

Florida	11/29/23	30
---------	----------	----

POINTS-REBOUNDS-ASSISTS

Opponent	Date	Score	W/L	01 WILSON	04 CLARK	05 MORGAN	11 ARANAZ	12 BEDIAKO	13 BLACKS.	15 CARTER	20 TERMIS
COASTAL CAROLINA	11/6	83-53	W	0-1-0	0-0-0	20-7-7	3-0-3	0-0-1	24-6-2	4-1-0	1-1-1
FURMAN	11/11	91-56	W	0-0-0	DNP	19-9-7	4-3-1	2-2-0	14-6-2	7-4-3	8-3-0
at Rice	11/16	78-75	W	DNP	DNP	13-4-5	0-2-1	DNP	21-9-1	0-0-0	0-0-0
KENNESAW STATE	11/19	77-38	W	3-1-0	DNP	15-2-6	2-4-2	0-1-0	16-7-1	3-2-2	4-0-0
vs. Creighton	11/23	57-46	L	DNP	DNP	12-9-3	0-5-2	DNP	14-7-2	DNP	DNP
vs. New Mexico	11/24	66-55	W	DNP	DNP	13-12-3	5-4-2	DNP	14-6-3	DNP	0-3-0
FLORIDA	11/29	68-58	L	DNP	DNP	18-7-4	2-1-2	0-3-0	8-10-0	DNP	0-1-0
at Nebraska	12/2	80-72	L	DNP	DNP	20-5-6	4-1-3	DNP	6-7-1	DNP	3-0-0
MERCER	12/5	73-60	W	DNP	DNP	9-4-6	6-2-0	0-0-0	14-4-1	0-0-0	7-4-3

Opponent	Date	Score	W/L	21 JOHNSON	22 NOGUERO	23 AUGUST.	25 DUNN	32 THOMAS-HARRIS
COASTAL CAROLINA	11/6	83-53	W	0-2-5	10-1-4	14-5-1	2-1-0	8-5-0
FURMAN	11/11	91-56	W	8-2-1	7-4-3	14-5-2	DNP	8-7-3
at Rice	11/16	78-75	W	4-3-2	16-7-2	12-1-1	DNP	12-13-0
KENNESAW STATE	11/19	77-38	W	2-2-2	3-4-2	14-4-3	DNP	15-5-0
vs. Creighton	11/23	57-46	L	2-0-1	6-8-0	2-3-1	8-1-0	2-2-0
vs. New Mexico	11/24	66-55	W	3-2-2	13-9-1	8-7-1	10-1-1	0-0-0
FLORIDA	11/29	68-58	L	0-0-2	0-4-4	30-4-2	0-1-0	0-4-0
at Nebraska	12/2	80-72	L	0-6-1	11-4-1	6-5-0	22-5-0	DNP
MERCER	12/5	73-60	W	2-1-0	10-12-6	12-4-2	11-1-0	2-1-0

REBOUNDING GAME (GT/Opp)

Date	Opponent	Dec.	Result	Total	Margin	Offensive	Defensive	High Rebounder
N6	COASTAL CAROL.	W	83-53	37	-5	6	31	7 - Morgan
N11	FURMAN	W	91-56	47	+13	13	34	9 - Morgan
N16	at Rice	W	78-75	41	+7	16	25	13 - Thomas-Harris
N19	KENNESAW STATE	W	77-38	34	+6	9	25	7 - Blackshear
N23	vs. Creighton	L	57-46	37	-5	9	28	9 - Morgan
N24	vs. New Mexico	W	66-55	47	+15	11	36	12 - Morgan
N29	FLORIDA	L	68-58	39	-5	12	27	10 - Blackshear
D2	at Nebraska	L	80-72	39	+10	10	29	7 - Blackshear
D5	MERCER	W	73-60	38	+6	10	28	12 - Noguero

TEAM MISC. STATS

Most First Half Points

Georgia Tech	42	vs. Coastal Carolina (11/6)	W, 83-53
Opponents	45	at Rice (11/16/23)	W, 78-75

Fewest First Half Points

Georgia Tech	24	vs. Creighton (11/23)	L, 57-46
Opponents	19	vs. Furman (11/11)	W, 91-56

Largest Halftime Lead

Georgia Tech	18	vs. Coastal Carolina (11/6)	W, 83-53
Opponents	13	at Rice (11/16/23)	W, 78-75

Most Second Half Points

Georgia Tech	55	vs. Furman (11/11)	W, 91-56
Opponents	58	at Nebraska (12/2)	L, 80-72

Fewest Second Half Points

Georgia Tech	22	vs. Creighton (11/23)	L, 57-46
Opponents	13	vs. Kennesaw State (11/19)	W, 77-38

Largest Margin of Victory

Georgia Tech	39	vs. Kennesaw State (11/19)	W, 77-38
Opponents	11	vs. Creighton (11/23)	L, 57-46

Most Turnovers

Georgia Tech	17	at Rice (11/16/23)	W, 78-75
Opponents	23	vs. Coastal Carolina (11/6)	W, 83-53

Fewest Turnovers

Georgia Tech	7	vs. Mercer (12/5/23)	W, 73-60
Opponents	12	2x, last vs. Florida (11/29)	L, 68-58

Most Steals

Georgia Tech	10	at Rice (11/16/23)	W, 78-75
Opponents	11	vs. Florida (11/29)	L, 68-58

Fewest Steals

Georgia Tech	2	2x, last at Nebraska (12/2)	L, 80-72
Opponents	1	vs. Mercer (12/5/23)	W, 73-60

Most Blocks

Georgia Tech	5	2x, last vs. Creighton (11/23)	L, 57-46
Opponents	6	at Rice (11/16/23)	W, 78-75

Fewest Blocks

Georgia Tech	0	3x, last at Nebraska (12/2)	L, 80-72
Opponents	0	vs. Kennesaw State (11/19)	W, 77-38

Most Assists

Georgia Tech	24	vs. Coastal Carolina (11/6)	W, 83-53
Opponents	23	at Nebraska (12/2)	L, 80-72

2023-24 RESULTS

RECORD: 6-3 Overall (Home: 4-1; Away: 1-1; Neutral: 1-1; ACC: 0-0)

Date	Opponent	Dec.	Result	Margin	Rec.	High Scorer	High Rebounder	High Assists	Attendance
N6	COASTAL CAROL.	W	83-53	+30	1-0	Blackshear (24)	Morgan (7)	Morgan (7)	4,963
N11	FURMAN	W	91-56	+35	2-0	Morgan (19)	Morgan (9)	Morgan (7)	1,538
N16	at Rice	W	78-75	+3	3-0	Blackshear (21)	Thomas-Harris (13)	Morgan (5)	1,088
N19	KENNESAW STATE	W	77-38	+39	4-0	Blackshear (16)	Blackshear (7)	Morgan (6)	1,957
N23	vs. Creighton	L	57-46	-11	4-1	Blackshear (14)	Morgan (9)	Morgan (3)	137
N24	vs. New Mexico	W	66-55	+11	5-1	Blackshear (14)	Morgan (12)	Blackshear, Morgan (3)	150
N29	FLORIDA	L	68-58	-10	5-2	Augustinaite (30)	Blackshear (10)	Morgan, Noguero (4)	1,387
D2	at Nebraska	L	80-72	-8	5-3	Dunn (22)	Blackshear (7)	Morgan (6)	4,578
D5	MERCER	W	73-60	+13	6-3	Blackshear (14)	Noguero (12)	Morgan, Noguero (6)	1,353

2023-24 GEORGIA TECH STATISTICS



2023-24 Georgia Tech Women's Basketball Combined Team Statistics All games

Page 1/1
as of Dec 06, 2023

Game Records

Record	Overall	Home	Away	Neutral
ALL GAMES	6-3	4-1	1-1	1-1
CONFERENCE	0-0	0-0	0-0	0-0
NON-CONFERENCE	6-3	4-1	1-1	1-1

Score by Periods

Team	1st	2nd	3rd	4th	OT	TOT
Georgia Tech	139	149	185	171	0	644
Opponents	117	121	169	135	0	542

Team Box Score

No.	Player	Total				3-Point		F-Throw		Rebounds				Other				PTS	AVG			
		GP-GS	MIN	AVG	FG-FGA	FG%	3FG-3FGA	3FG%	FT-FTA	FT%	OFF	DEF	TOT	AVG	PF	DQ	A			TO	BLK	STL
5	MORGAN, Tonie	9-9	271:22	30.2	58-119	.487	5-18	.278	18-34	.529	12	47	59	6.6	21	0	47	35	3	13	139	15.4
13	BLACKSHEAR, Kayla	9-9	291:05	32.3	50-94	.532	0-2	.000	31-42	.738	27	35	62	6.9	19	1	13	16	2	12	131	14.6
23	AUGUSTINAITE, Rusne	9-7	271:47	30.2	42-98	.429	21-50	.420	7-9	.778	2	36	38	4.2	9	0	13	10	2	2	112	12.4
25	DUNN, Kara	6-2	125:59	21.0	22-59	.373	5-22	.227	4-5	.800	6	4	10	1.7	9	0	1	9	2	3	53	8.8
22	NOGUERO, Ines	9-9	258:45	28.8	28-73	.384	9-41	.220	11-13	.846	8	45	53	5.9	22	0	22	13	2	13	76	8.4
32	THOMAS-HARRIS, D'Asia	8-0	76:50	9.6	16-26	.615	0-1	.000	15-20	.750	11	26	37	4.6	9	0	3	10	3	4	47	5.9
20	TERMIS, Ariadna	8-0	82:04	10.3	9-13	.692	2-2	1.000	3-4	.750	3	9	12	1.5	8	0	4	5	0	1	23	2.9
15	CARTER, Avyonce	5-0	57:23	11.5	6-12	.500	2-6	.333	0-0	.000	1	6	7	1.4	5	0	5	1	0	5	14	2.8
11	WONE ARANAZ, Aixa	9-9	181:37	20.2	11-24	.458	1-2	.500	0-0	.000	9	16	25	2.8	21	0	16	8	0	4	23	2.6
21	JOHNSON, Sydney	9-0	136:46	15.2	7-30	.233	3-14	.214	4-4	1.000	3	15	18	2.0	8	0	16	8	2	2	21	2.3
1	WILSON, Caitlyn	3-0	10:07	3.4	1-4	.250	1-4	.250	0-0	.000	0	2	2	0.7	1	0	0	0	0	0	3	1.0
12	BEDIAKO, Jada	5-0	34:51	7.0	1-2	.500	0-0	.000	0-0	.000	0	6	6	1.2	7	0	1	3	2	1	2	0.4
4	CLARK, Anisa	1-0	01:24	1.4	0-0	.000	0-0	.000	0-0	.000	0	0	0	0.0	0	0	0	0	0	0	0	0.0
Team											14	16	30									
Total		9	1800		251-554	.453	49-162	.302	93-131	.710	96	263	359	39.9	139	1	141	118	18	60	644	71.6
Opponents		9	1800		207-559	.370	51-160	.319	77-120	.642	93	224	317	35.2	133	2	110	130	20	59	542	60.2

Team Statistics

	GATECH	OPP
Scoring	644	542
Points per game	71.6	60.2
Scoring margin	+11.3	-
Field goals-att	251-554	207-559
Field goal pct	.453	.370
3 point fg-att	49-162	51-160
3-point FG pct	.302	.319
3-pt FG made per game	5.4	5.7
Free throws-att	93-131	77-120
Free throw pct	.710	.642
F-Throws made per game	10.3	8.6
Rebounds	359	317
Rebounds per game	39.9	35.2
Rebounding margin	+4.7	-
Assists	141	110
Assists per game	15.7	12.2
Turnovers	118	130
Turnovers per game	13.1	14.4
Turnover margin	+1.3	-
Assist/turnover ratio	1.2	0.8
Steals	60	59
Steals per game	6.7	6.6
Blocks	18	20
Blocks per game	2.0	2.2
Winning streak	1	-
Home win streak	1	-
Attendance	11198	5666
Home games-Avg/Game	5-2240	2-2833
Neutral site-Avg/Game	-	2-144

Team Results

Date	Opponent		Score	Att.
11/06/2023	Coastal Carolina	W	83-53	4963
11/11/2023	Furman	W	91-56	1538
11/16/2023	at Rice	W	78-75	1088
11/19/2023	Kennesaw St.	W	77-38	1957
11/23/2023	vs Creighton	L	46-57	137
11/24/2023	vs New Mexico	W	66-55	150
11/29/2023	Florida	L	58-68	1387
12/02/2023	at Nebraska	L	72-80	4578
12/05/2023	Mercer	W	73-60	1353



HEAD COACH NELL FORTNER

5th Season • Texas '82

Nell Fortner was named the sixth head coach of Georgia Tech women's basketball on April 9, 2019. One of the most successful coaches in women's basketball history, Fortner has compiled a 382-238 (.615) record as a head coach at the collegiate, professional and international levels. She has led teams to Big Ten (Purdue – 1997) and Southeastern Conference (Auburn – 2009) championships and, perhaps most notably, coached the United States national team to three international titles from 1997-2000, including the gold medal at the 2000 Summer Olympics in Sydney, Australia. Fortner is the winningest coach in the history of the USA women's basketball national team, having compiled a 101-14 (.878) record. In addition to the 2000 Olympics championship, she also led the team to the gold medal at the 1998 World Championship in Berlin, Germany and the 1998 William Jones Cup in Taipei, Taiwan. At the collegiate level, Fortner has 13 seasons of experience as a head coach – one at Purdue (1996-97), eight at Auburn (2004-12) and four at Georgia Tech (2019-22) – and has compiled a 239-168 (.585) overall record in the college ranks.

THE FORTNER FILE

PERSONAL

Education Texas, 1982 (Physical Education);
Stephen F. Austin, 1987 (Master's of Education)

COACHING EXPERIENCE

1983-86	Head Coach, Killen (Texas) H.S.
1986-87	Graduate Assistant, Stephen F. Austin
1987-90	Assistant Coach, Stephen F. Austin
1990-95	Assistant Coach, Louisiana Tech
1995-96	Assistant Coach, U.S. National Team
1996-97	Head Coach, Purdue
1997-2000	Head Coach, U.S. National Team
2000-03	Head Coach/General Manager, Indiana Fever
2004-12	Head Coach, Auburn
2019-Present	Head Coach, Georgia Tech

COLLEGE COACHING RECORD

SEASON	SCHOOL	RECORD	ACC FINISH	POSTSEASON
1987-88	Stephen F. Austin	29-5	--	NCAA Tourn. 2nd rd.
1988-89	Stephen F. Austin	30-4	--	NCAA Tourn. 2nd rd.
1989-90	Stephen F. Austin	28-3	--	NCAA Tourn. 2nd rd.
1990-91	Louisiana Tech	18-12	--	NCAA Tourn. 1st rd.
1991-92	Louisiana Tech	20-10	--	NCAA Tourn. 1st rd.
1992-93	Louisiana Tech	26-6	--	NCAA Tourn. Elite 8
1993-94	Louisiana Tech	31-4	--	NCAA Tourn. Runners-Up
1994-95	Louisiana Tech	28-5	--	NCAA Tourn. Sweet 16
1996-97	Purdue	17-11	--	NCAA Tourn. 2nd rd.
2004-05	Auburn	16-13	--	
2005-06	Auburn	14-15	--	
2006-07	Auburn	21-13	--	WNIT Quarterfinals
2007-08	Auburn	20-12	--	NCAA Tournament
2008-09	Auburn	30-4	--	NCAA Tourn. 2nd rd.
2009-10	Auburn	15-16	--	
2010-11	Auburn	16-16	--	WNIT 2nd rd.
2011-12	Auburn	13-17	--	
2019-20	Georgia Tech	20-11	7th	Canceled due to Covid
2020-21	Georgia Tech	17-9	3rd	NCAA Tourn.
2021-22	Georgia Tech	21-11	6th	NCAA Tourn.
2022-23	Georgia Tech	13-17	14th	
2023-24	Georgia Tech	6-3		

Bold = Head Coach

HEAD COACH (13 SEASONS) 239-168 (.585)

ASSISTANT COACH (8 SEASONS) 210-49 (.811)

19 OVERALL SEASONS 449-217 (.674)

Stephen F. Austin (3 seasons)	87-12 (.879)
Louisiana Tech (5 seasons)	123-37 (.769)
Purdue (1 season)	17-11 (.607)
Auburn (8 seasons)	145-106 (.578)
Georgia Tech (4 seasons)	77-51 (.597)

FORTNER PROFESSIONAL COACHING

PROFESSIONAL COACHING EXPERIENCE

SEASON	TEAM	RECORD
1997-2000	USA Basketball	101-14
2001	Indiana Fever	10-22
2002	Indiana Fever	16-16
2003	Indiana Fever	16-18

Overall with U.S. national team 101-14 (.878)

Overall with Indiana Fever 42-56 (.429)

USA WOMEN'S BASKETBALL TOURNAMENT MEDALS

Tournament	Record	Place
2000 Olympic Games	8-0	Gold
1999 Pan American Games	4-3	Bronze
1998 FIBA World Championship	9-0	Gold
1998 R. William Jones Cup	5-0	Gold

FORTNER HEAD COACHING EXPERIENCE

1996-97	Purdue (17-11, 12-4 Big Ten - Big Ten regular-season champion, NCAA Tournament)
1997-2000	U.S. National Team (101-14)
2001	Indiana Fever (10-22)
2002	Indiana Fever (16-16)
2003	Indiana Fever (16-18)
2004-05	Auburn (16-13, 6-8 SEC)
2005-06	Auburn (14-15, 4-10 SEC)
2006-07	Auburn (21-13, 6-8 SEC)
2007-08	Auburn (20-12, 7-7 SEC - NCAA Tournament)
2008-09	Auburn (30-4, 12-2 SEC - SEC regular-season champion, NCAA Tournament)
2009-10	Auburn (15-16, 5-11 SEC)
2010-11	Auburn (16-16, 8-8 SEC - WNIT)
2011-12	Auburn (13-17, 5-11 SEC - WNIT)
2019-20	Georgia Tech (20-11, 10-8 ACC)
2020-21	Georgia Tech (17-9, 12-6 ACC - NCAA Tournament)
2021-22	Georgia Tech (21-11, 11-7 ACC - NCAA Tournament)
2022-23	Georgia Tech (13-17, 4-14 ACC)
2023-24	Georgia Tech (6-3)

Overall at Purdue 17-11 (.607)

Overall with U.S. national team 101-14 (.878)

Overall with Indiana Fever 42-56 (.429)

Overall at Auburn 145-106 (.578)

Overall as a college head coach 239-168 (.585)

Overall as a head coach 382-238 (.615)



CAITLYN WILSON

#1

5th Yr. • 5'10" • Guard • Cordova, Tenn. • Cincinnati/Arlington HS • Major: Literature, Media and Communication

THE WILSON FILE

THIS SEASON:

- Made Georgia Tech debut in season-opener against Coastal Carolina
- Scored first points in White and Gold against Kennesaw State

LAST FIVE GAMES:

Came off the bench to pull down a rebound and attempt two three-pointers against Coastal Carolina...Saw action against Furman, playing nearly two minutes...Hit a triple against Kennesaw State for first bucket as a Yellow Jacket.

KEY SEASON AVERAGES

Points **1.0** Rebounds **0.7** Assists **0.0**

CAREER & SEASON HIGHS

Points

Season: 3 vs. Kennesaw State (11/19/23)

Career: 23 vs. Temple (2/3/21)*

Field Goals

Season: 1 vs. Kennesaw State (11/19/23)

Career: 8 vs. Temple (2/3/21)*

Field Goals Attempted

Season: 2, twice, last vs. KSU (11/19/23)

Career: 20 at Tulane (2/7/21)*

3- Point Field Goals

Season: 1 vs. Kennesaw State (11/19/23)

Career: 6, 4x*

3- Point Field Goals Attempted

Season: 2, 2x, last vs. KSU (11/19/23)

Career: 17 at Tulane (2/7/21)*

Free Throws

Season:

Career: 6 at South Florida (2/17/21)*

Free Throws Attempted

Season:

Career: 6, 3x, last vs. East Carolina (2/15/23)*

Rebounds

Season: 1, 2x, last vs. KSU (11/19/23)

Career: 7 vs. East Carolina (2/15/23)*

Assists

Season:

Career: 4 at Memphis (2/2/22)*

Steals

Season:

Career: 4, 2x, last vs. Memphis (3/8/21)*

Blocks

Season:

Career: 2, 2x, last at East Carolina (1/16/22)*

Turnovers

Season:

Career: 4, 4x, last at East Carolina (1/16/22)*

Minutes

Season: 5 vs. Kennesaw State (11/19/23)

Career: 40 at Temple (2/11/23)*

*Set at Cincinnati

Miscellaneous

	Career	23-24
Double-Doubles:	-	-
Double Figure Points:	29	-
Double Figure Rebounds:	-	-
Led Team In Points/Rebs:	0/0	0/0
20+ Points:	4	-

2023-24 GAME-BY-GAME

#1 WILSON, Caitlyn

Opponent	Date	GS	MIN	Total		3-Pointers		Free throws		Rebounds				PF			PTS	AVG		
				FG-FGA	PCT	3FG-3FGA	PCT	FT-FTA	PCT	OFF	DEF	TOT	AVG	A	TO	BLK			STL	
Coastal Carolina	11/06/2023		03:15	0-2	.000	0-2	.000	0-0	.000	0	1	1	1.0	0	0	0	0	0	0.0	
Furman	11/11/2023		01:42	0-0	.000	0-0	.000	0-0	.000	0	0	0	0.5	1	0	0	0	0	0.0	
Kennesaw St.	11/19/2023		05:10	1-2	.500	1-2	.500	0-0	.000	0	1	1	0.7	0	0	0	0	3	1.0	
Totals		0	10:07	1-4	.250	1-4	.250	0-0	.000	0	2	2	0.7	1	0	0	0	0	3	1.0

Player Averages

Games Played	Minutes/game	Points/game	FG Pct	3FG Pct	FT Pct	Rebounds/game	Assists/game	Turnovers/game	Assist/Turnover ratio	Steals/game	Blocks/game
3	3.4	1.0	25.0	25.0	0.0	0.7	0.0	0.0	0.0	0.0	0.0

WILSON CAREER STATISTICS

WILSON, Caitlyn

SEASON	TEAM	GP-GS	MIN/AVG	Field Goals		3-Point		F-Throws		Rebounds				PF			Scoring			
				FG-FGA	FG%	3FG-3FGA	3FG%	FT-FTA	FT%	OFF	DEF	TOT	AVG	Pf-FO	A	TO	BLK	STL	PTS	AVG
2020-21	UC	20-11	466/23.3	60-177	.339	51-158	.323	21-28	.750	3	23	26	1.3	40-0	16	35	3	20	192	9.6
2021-22	UC	28-21	677/24.2	72-238	.303	58-188	.309	18-21	.857	15	48	63	2.3	46-1	27	24	6	18	220	7.9
2022-23	UC	29-10	586/20.2	60-174	.345	54-150	.360	18-23	.783	13	33	46	1.6	44-0	25	34	3	17	192	6.6
2023-24	GaTech	3-0	10/3.4	1-4	.250	1-4	.250	0-0	.000	0	2	2	0.7	1-0	0	0	0	0	3	1.0
TOTAL FOR GaTech		3-0	10/3.4	1-4	.250	1-4	.250	0-0	.000	0	2	2	0.7	1-0	0	0	0	0	3	1.0
TOTAL		80-42	1739/21.7	193-593	.325	164-500	.328	57-72	.792	31	106	137	1.7	131-1	68	93	12	55	607	7.6



ANISA CLARK

#4

Senior • 5'7" • Guard • McDonough, Ga. • Union Grove • Major: Psychology

THE CLARK FILE

THIS SEASON:

- Took the floor in the season-opener against Coastal Carolina

LAST FIVE GAMES:

Saw game action against Coastal Carolina, logging 1:24 of playing time.

KEY SEASON AVERAGES

Points **0.0** Rebounds **0.0** Assists **0.0**

CAREER & SEASON HIGHS

Points

Season:
Career: 3 at Wake Forest (1/21/21)

Field Goals

Season:
Career: 1 at Wake Forest (1/21/21)

Field Goals Attempted

Season:
Career: 2 vs. Boston U. (12/21/21)

3- Point Field Goals

Season:
Career: 2 vs. Boston U. (12/21/21)

3- Point Field Goals Attempted

Season:
Career: 2 vs. Boston U. (12/21/21)

Free Throws

Season:
Career:

Free Throws Attempted

Season:
Career:

Rebounds

Season:
Career:

Assists

Season:
Career:

Steals

Season:
Career:

Blocks

Season:
Career:

Turnovers

Season:
Career:

Minutes

Season: 1 vs. Coastal Carolina (11/6/23)
Career: 1, 2x, last vs. Coastal Carolina (11/6/23)

Miscellaneous

	Career	23-24
Double-Doubles:	-	-
Double Figure Points:	-	-
Double Figure Rebounds:	-	-
Led Team In Points/Rebs:	-	-
20+ Points:	-	-

2023-24 GAME-BY-GAME

#4 CLARK, Anisa

Opponent	Date	GS	MIN	Total		3-Pointers		Free throws		Rebounds				PF	A	TO	BLK	STL	PTS	AVG
				FG-FGA	PCT	3FG-3FGA	PCT	FT-FTA	PCT	OFF	DEF	TOT	AVG							
Coastal Carolina	11/06/2023		01:24	0-0	.000	0-0	.000	0-0	.000	0	0	0	0.0	0	0	0	0	0	0	0.0
Totals		0	01:24	0-0	.000	0-0	.000	0-0	.000	0	0	0	0.0	0	0	0	0	0	0	0.0

Player Averages

Games Played	Minutes/ game	Points/ game	FG Pct	3FG Pct	FT Pct	Rebounds/ game	Assists/ game	Turnovers/ game	Assist/Turnover ratio	Steals/ game	Blocks/ game
1	1.4	0.0	0.0	0.0	0.0	0.0	0.0	0.0	0.0	0.0	0.0

CLARK CAREER STATISTICS

CLARK, Anisa

SEASON	TEAM	GP-GS	MIN/AVG	Field Goals		3-Point		F-Throws		Rebounds				Scoring						
				FG-FGA	FG%	3FG-3FGA	3FG%	FT-FTA	FT%	OFF	DEF	TOT	AVG	PF-FO	A	TO	BLK	STL	PTS	AVG
2020-21	GaTech	3-0	4/1.2	1-1	1.000	1-1	1.000	0-0	.000	0	0	0	0.0	1-0	0	0	0	0	3	1.0
2021-22	GaTech	3-0	4/1.4	0-3	.000	0-3	.000	0-0	.000	0	0	0	0.0	0-0	0	0	0	0	0	0.0
2022-23	GaTech	2-0	2/1.1	0-2	.000	0-1	.000	0-0	.000	0	0	0	0.0	0-0	0	0	0	0	0	0.0
2023-24	GaTech	1-0	1/1.4	0-0	.000	0-0	.000	0-0	.000	0	0	0	0.0	0-0	0	0	0	0	0	0.0
TOTAL		9-0	11/1.3	1-6	.167	1-5	.200	0-0	.000	0	0	0	0.0	1-0	0	0	0	0	3	0.3



TONIE MORGAN

#5

Sophomore • 5'9" • Guard • Tallahassee, Fla. • Florida State University Schools • Major: Business Administration

THE MORGAN FILE

THIS SEASON:

- Owns eight games scoring in double-figures
- Played 27 minutes in season-opener against Coastal Carolina, scoring career-high offensively with 20 points
- Matched career-high at Nebraska with 20 points
- Led Tech in rebounding in four games
- Led Tech in assists in all nine outings, averaging team-high 5.2 per game

LAST FIVE GAMES:

Dropped 18 points against Florida in ACC/SEC Challenge, hitting nine field goals, while recording four assists...Recorded second game of 20 points at Nebraska, hitting nine field goals and finishing with six assists, five rebounds and a steal... Held to single-digits for first time this season against Mercer with nine points, while finishing with six assists and a career-high five steals.

KEY SEASON AVERAGES

Points Rebounds Assists
15.4 **6.6** **5.2**

CAREER & SEASON HIGHS

Points

Season: 20, 2x, last at Nebraska (12/2/23)

Career: 20, 2x, last at Nebraska (12/2/23)

Field Goals

Season: 9, 3x, last at Nebraska (12/2/23)

Career: 9, 3x, last at Nebraska (12/2/23)

Field Goals Attempted

Season: 18 vs. Florida (11/29/23)

Career: 18 vs. Florida (11/29/23)

3- Point Field Goals

Season: 1, 5x, last at Nebraska (12/2/23)

Career: 2 at Miami (2/5/23)

3- Point Field Goals Attempted

Season: 5 vs. Creighton (11/23/23)

Career: 5 vs. Creighton (11/23/23)

Free Throws

Season: 4 vs. Kennesaw State (11/19/23)

Career: 7 vs. NC State (2/2/23)

Free Throws Attempted

Season: 8 vs. Kennesaw State (11/19/23)

Career: 10 vs. NC State (2/2/23)

Rebounds

Season: 12, vs. New Mexico (11/24/23)

Career: 15 vs. Syracuse (11/19/23)

Assists

Season: 7, 2x, last vs. Furman (11/11/23)

Career: 12 vs. Clemson (1/30/23)

Steals

Season: 5 vs. Mercer (12/5/23)

Career: 5 vs. Mercer (12/5/23)

Blocks

Season: 2 vs. Creighton (11/23/23)

Career: 2 vs. Creighton (11/23/23)

Turnovers

Season: 7 vs. Creighton (11/23/23)

Career: 7, 2x, last vs. Creighton (11/23/23)

Minutes

Season: 35 vs. New Mexico (11/24/23)

Career: 40 vs. Clemson (1/30/23)

Miscellaneous

	Career	23-24
Double-Doubles:	5	1
Double Figure Points:	24	8
Double Figure Rebounds:	4	1
Led Team In Points/Rebs:	5/16	1/4
20+ Points:	2	2

2023-24 GAME-BY-GAME

#5 MORGAN, Tonie

Opponent	Date	GS	MIN	Total		3-Pointers		Free throws		Rebounds				PF	A	TO	BLK	STL	PTS	AVG	
				FG-FGA	PCT	3FG-3FGA	PCT	FT-FTA	PCT	OFF	DEF	TOT	AVG								
Coastal Carolina	11/06/2023	*	27:15	8-16	.500	1-4	.250	3-5	.600	1	6	7	7.0	4	7	5	0	3	20	20.0	
Furman	11/11/2023	*	23:59	9-16	.563	0-2	.000	1-1	1.000	1	8	9	8.0	0	7	1	1	1	19	19.5	
at Rice	11/16/2023	*	26:14	5-12	.417	1-1	1.000	2-4	.500	1	3	4	6.7	3	5	5	0	0	13	17.3	
Kennesaw St.	11/19/2023	*	26:56	5-7	.714	1-1	1.000	4-8	.500	0	2	2	5.5	4	6	1	0	1	15	16.8	
vs Creighton	11/23/2023	*	33:36	4-17	.235	1-5	.200	3-4	.750	2	7	9	6.2	1	3	7	2	1	12	15.8	
vs New Mexico	11/24/2023	*	35:05	5-11	.455	0-2	.000	3-3	1.000	4	8	12	7.2	4	3	3	0	1	13	15.3	
Florida	11/29/2023	*	32:36	9-18	.500	0-0	.000	0-3	.000	2	5	7	7.1	1	4	5	0	0	18	15.7	
at Nebraska	12/02/2023	*	33:06	9-14	.643	1-2	.500	1-2	.500	1	4	5	6.9	2	6	5	0	1	20	16.3	
Mercer	12/05/2023	*	32:34	4-8	.500	0-1	.000	1-4	.250	0	4	4	6.6	2	6	3	0	5	9	15.4	
Totals			9	271:22	58-119	.487	5-18	.278	18-34	.529	12	47	59	6.6	21	47	35	3	13	139	15.4

Player Averages

Games Played	Minutes/game	Points/game	FG Pct	3FG Pct	FT Pct	Rebounds/game	Assists/game	Turnovers/game	Assist/Turnover ratio	Steals/game	Blocks/game
9	30.2	15.4	48.7	27.8	52.9	6.6	5.2	3.9	1.3	1.4	0.3

MORGAN CAREER STATISTICS

MORGAN, Tonie

SEASON	TEAM	GP-GS	MIN/AVG	Field Goals		3-Point		F-Throws		Rebounds				Scoring						
				FG-FGA	FG%	3FG-3FGA	3FG%	FT-FTA	FT%	OFF	DEF	TOT	AVG	PF-FO	A	TO	BLK	STL	PTS	AVG
2022-23	GaTech	30-29	851/28.4	103-252	.409	8-42	.190	79-115	.687	40	129	169	5.6	65-0	114	99	4	27	293	9.8
2023-24	GaTech	9-9	271/30.2	58-119	.487	5-18	.278	18-34	.529	12	47	59	6.6	21-0	47	35	3	13	139	15.4
TOTAL		39-38	1122/28.8	161-371	.434	13-60	.217	97-149	.651	52	176	228	5.8	86-0	161	134	7	40	432	11.1



AIXA WONE ARANAZ

#11

5th Yr. • 6'3" • Forward • Pamplona, Spain • Ohio State/IES Joaquim Blume • Major: Psychology

THE WONE ARANAZ FILE

THIS SEASON:

- Earned the start in the season-opener against Coastal Carolina, playing 19 minutes
- Played 14 minutes in start against Furman, scoring first points of the season
- Hit first three-pointer at Georgia Tech in Cancun Challenge

LAST FIVE GAMES:

Picked up a bucket and four rebounds in win over Kennesaw State...Pulled down season-high five rebounds against Creighton in first game of the Cancun Challenge...Scored season-high five points and four rebounds against New Mexico, along with two assists, hitting her first three-pointer at GT...Added four points at Nebraska, hitting a pair of field goals, and dishing out three assists and a steal...Scored season-high six points against Mercer, connecting on a trio of field goals.

KEY SEASON AVERAGES

Points **2.6** Rebounds **2.8** Assists **1.8**

CAREER & SEASON HIGHS

Points

Season: 6 vs. Mercer (12/5/23)

Career: 12 vs. Ohio (11/17/19)*

Field Goals

Season: 3 vs. Mercer (12/5/23)

Career: 5, 2x, last at Wake Forest (1/8/23)

Field Goals Attempted

Season: 4 vs. Mercer (12/5/23)

Career: 10 vs. USF (11/25/22)

3- Point Field Goals

Season: 1 vs. New Mexico (11/24/23)

Career: 1, 3x, last vs. New Mexico (11/24/23)

3- Point Field Goals Attempted

Season: 1, 2x, last vs. New Mexico (11/24/23)

Career: 2, 4x, last vs. Georgia (11/29/20)

Free Throws

Season:

Career: 3 vs. Georgia (11/29/20)

Free Throws Attempted

Season:

Career: 4, 2x, last vs. Georgia (11/29/20)

Rebounds

Season: 5 vs. Creighton (11/23/23)

Career: 9 at Notre Dame (2/23/23)

Assists

Season: 3, 2x, last at Nebraska (12/2/23)

Career: 3, 6x, last at Nebraska (12/2/23)

Steals

Season: 2 vs. Creighton (11/23/23)

Career: 2, 4x, last vs. Creighton (11/23/23)

Blocks

Season:

Career: 2 vs. Florida State (1/1/23)

Turnovers

Season: 2, 2x, last vs. Mercer (12/5/23)

Career: 4 at Sacramento St. (12/17/19)*

Minutes

Season: 27 vs. New Mexico (11/24/23)

Career: 34 vs. USF (11/25/22)

Miscellaneous

Career 23-24

Double-Doubles: -

Double Figure Points: 2

Double Figure Rebounds: -

Led Team In Points/Rebs: 0/1

20+ Points: -

*Career high at Ohio State

2023-24 GAME-BY-GAME

#11 WONE ARANAZ, Aixa

Opponent	Date	GS	MIN	Total		3-Pointers		Free throws		Rebounds				PF	A	TO	BLK	STL	PTS	AVG	
				FG-FGA	PCT	3FG-3FGA	PCT	FT-FTA	PCT	OFF	DEF	TOT	AVG								
Coastal Carolina	11/06/2023	*	19:44	0-2	.000	0-1	.000	0-0	.000	0	3	3	3.0	3	3	0	0	0	0	0.0	
Furman	11/11/2023	*	14:13	2-2	1.000	0-0	.000	0-0	.000	0	3	3	3.0	2	1	0	0	0	4	2.0	
at Rice	11/16/2023	*	12:34	0-4	.000	0-0	.000	0-0	.000	1	1	2	2.7	2	1	1	0	1	0	1.3	
Kennesaw St.	11/19/2023	*	19:56	1-2	.500	0-0	.000	0-0	.000	2	2	4	3.0	2	2	0	0	0	2	1.5	
vs Creighton	11/23/2023	*	23:40	0-2	.000	0-0	.000	0-0	.000	2	3	5	3.4	1	2	1	0	2	0	1.2	
vs New Mexico	11/24/2023	*	27:36	2-3	.667	1-1	1.000	0-0	.000	1	3	4	3.5	3	2	2	0	0	5	1.8	
Florida	11/29/2023	*	20:34	1-3	.333	0-0	.000	0-0	.000	1	0	1	3.1	3	2	1	0	0	2	1.9	
at Nebraska	12/02/2023	*	19:27	2-2	1.000	0-0	.000	0-0	.000	1	0	1	2.9	4	3	1	0	1	4	2.1	
Mercer	12/05/2023	*	23:54	3-4	.750	0-0	.000	0-0	.000	1	1	2	2.8	1	0	2	0	0	6	2.6	
Totals			9	181:37	11-24	.458	1-2	.500	0-0	.000	9	16	25	2.8	21	16	8	0	4	23	2.6

Player Averages

Games Played	Minutes/ game	Points/ game	FG Pct	3FG Pct	FT Pct	Rebounds/ game	Assists/ game	Turnovers/ game	Assist/Turnover ratio	Steals/ game	Blocks/ game
9	20.2	2.6	45.8	50.0	0.0	2.8	1.8	0.9	2.0	0.4	0.0

WONE ARANAZ CAREER STATISTICS

WONE ARANAZ, Aixa

SEASON	TEAM	GP-GS	MIN/AVG	Field Goals		3-Point		F-Throws		Rebounds				Scoring						
				FG-FGA	FG%	3FG-3FGA	3FG%	FT-FTA	FT%	OFF	DEF	TOT	AVG	PF-FO	A	TO	BLK	STL	PTS	AVG
2019-20	OSU	28-5	255/9.1	17-50	.340	2-16	.125	7-11	.636	15	22	37	1.3	33-1	17	26	1	8	43	1.5
2020-21	GaTech	8-4	150/18.7	8-27	.296	0-2	.000	4-5	.800	9	12	21	2.6	12-0	13	4	1	2	20	2.5
2021-22	GaTech	28-0	190/6.8	9-22	.409	0-1	.000	5-8	.625	13	10	23	0.8	26-0	9	17	3	2	23	0.8
2022-23	GaTech	28-22	545/19.5	38-102	.373	0-2	.000	1-3	.333	33	41	74	2.6	59-0	22	29	6	11	77	2.8
2023-24	GaTech	9-9	182/20.2	11-24	.458	1-2	.500	0-0	.000	9	16	25	2.8	21-0	16	8	0	4	23	2.6
TOTAL FOR GaTech		73-35	1066/14.6	66-175	.377	1-7	.143	10-16	.625	64	79	143	2.0	118-0	60	58	10	19	143	2.0
TOTAL		101-40	1322/13.1	83-225	.369	3-23	.130	17-27	.630	79	101	180	1.8	151-1	77	84	11	27	186	1.8



JADA BEDIAKO

#12

Freshman • 6'3" • Forward/Center • Brampton, Ontario • Southwest Academy • Major: Business Administration

THE BEDIAKO FILE

THIS SEASON:

- Made collegiate debut against Coastal Carolina, coming off the bench to play nearly five minutes
- Played 10 minutes against Furman, scoring first collegiate points
- In nearly 10 minutes against Florida, secured season-high three rebounds

LAST FIVE GAMES:

Saw first collegiate game action against Coastal Carolina in the season-opener... Hit her first collegiate field goal against Furman to record first collegiate points... Picked up a block and rebound in win against Kennesaw State...Pulled down three rebounds against Florida in ACC/SEC Challenge.

KEY SEASON AVERAGES

Points Rebounds Assists
0.4 **1.2** **0.2**

CAREER & SEASON HIGHS

Points

Season: 2 vs. Furman (11/11/23)

Career: 2 vs. Furman (11/11/23)

Field Goals

Season: 1 vs. Furman (11/11/23)

Career: 1 vs. Furman (11/11/23)

Field Goals Attempted

Season: 1, 2x, last vs. Mercer (12/5/23)

Career: 1, 2x, last vs. Mercer (12/5/23)

3- Point Field Goals

Season:

Career:

3- Point Field Goals Attempted

Season:

Career:

Free Throws

Season:

Career:

Free Throws Attempted

Season:

Career:

Rebounds

Season: 3 vs. Florida (11/29/23)

Career: 3 vs. Florida (11/29/23)

Assists

Season: 1 vs. Coastal Carolina (11/6/23)

Career: 1 vs. Coastal Carolina (11/6/23)

Steals

Season: 1 vs. Florida (11/29/23)

Career: 1 vs. Florida (11/29/23)

Blocks

Season: 1, 2x, last vs. Kennesaw State (11/19/23)

Career: 1, 2x, last vs. Kennesaw State (11/19/23)

Turnovers

Season: 1, 3x, last vs. Florida (11/29/23)

Career: 1, 3x, last vs. Florida (11/29/23)

Minutes

Season: 10 vs. Furman (11/11/23)

Career: 10 vs. Furman (11/11/23)

Miscellaneous

	Career	23-24
Double-Doubles:	-	-
Double Figure Points:	-	-
Double Figure Rebounds:	-	-
Led Team In Points/Rebs:	-	-
20+ Points:	-	-

2023-24 GAME-BY-GAME

#12 BEDIAKO, Jada

Opponent	Date	GS	MIN	Total		3-Pointers		Free throws		Rebounds				PF				PTS	AVG	
				FG-FGA	PCT	3FG-3FGA	PCT	FT-FTA	PCT	OFF	DEF	TOT	AVG	PF	A	TO	BLK			STL
Coastal Carolina	11/06/2023		04:37	0-0	.000	0-0	.000	0-0	.000	0	0	0	0.0	1	1	1	0	0	0	0.0
Furman	11/11/2023		10:15	1-1	1.000	0-0	.000	0-0	.000	0	2	2	1.0	2	0	0	1	0	2	1.0
Kennesaw St.	11/19/2023		06:23	0-0	.000	0-0	.000	0-0	.000	0	1	1	1.0	1	0	1	1	0	0	0.7
Florida	11/29/2023		09:54	0-0	.000	0-0	.000	0-0	.000	0	3	3	1.5	2	0	1	0	1	0	0.5
Mercer	12/05/2023		03:41	0-1	.000	0-0	.000	0-0	.000	0	0	0	1.2	1	0	0	0	0	0	0.4
Totals		0	34:51	1-2	.500	0-0	.000	0-0	.000	0	6	6	1.2	7	1	3	2	1	2	0.4

Player Averages

Games Played	Minutes/game	Points/game	FG Pct	3FG Pct	FT Pct	Rebounds/game	Assists/game	Turnovers/game	Assist/Turnover ratio	Steals/game	Blocks/game
5	7.0	0.4	50.0	0.0	0.0	1.2	0.2	0.6	0.3	0.2	0.4

BEDIAKO CAREER STATISTICS

BEDIAKO, Jada

SEASON	TEAM	GP-GS	MIN/AVG	Field Goals		3-Point		F-Throws		Rebounds				PF				Scoring		
				FG-FGA	FG%	3FG-3FGA	3FG%	FT-FTA	FT%	OFF	DEF	TOT	AVG	PF-FO	A	TO	BLK	STL	PTS	AVG
2023-24	GaTech	5-0	35/7.0	1-2	.500	0-0	.000	0-0	.000	0	6	6	1.2	7-0	1	3	2	1	2	0.4
TOTAL		5-0	35/7.0	1-2	.500	0-0	.000	0-0	.000	0	6	6	1.2	7-0	1	3	2	1	2	0.4



KAYLA BLACKSHEAR

#13

Junior • 6'1" • Forward • Orlando, Fla. • Alabama/Lake Highland Prep • Major: Business Administration

THE BLACKSHEAR FILE

THIS SEASON:

- Owns seven games scoring in double-figures
- Scored career-high 24 points against Coastal Carolina
- Led team offensively six times this season
- Led Jackets in rebounding three times
- Recorded second 20-plus point outing at Rice

LAST FIVE GAMES:

Led Jackets offensively for fourth-straight game against New Mexico with 14 points, connecting on 6-of-6 from the free throw line...Hit double-figure rebounds against Florida with 10 in ACC/SEC Challenge for first 10-plus rebounding outing to lead Yellow Jackets...Paced the Jackets on the boards at Nebraska with seven, while adding six points and an assist...Hit seven field goals against Mercer to finish with team-high 14 points, while adding four rebounds, an assist and a steal.

KEY SEASON AVERAGES

Points **14.6** Rebounds **6.9** Steals **1.3**

CAREER & SEASON HIGHS

Points

Season: 24 vs. Coastal Carolina (11/6/23)

Career: 24 vs. Coastal Carolina (11/6/23)

Field Goals

Season: 9, 2x, last at Rice (11/16/23)

Career: 9, 3x, last at Rice (11/16/23)

Field Goals Attempted

Season: 17 at Rice (11/16/23)

Career: 17 at Rice (11/16/23)

3- Point Field Goals

Season:

Career:

3- Point Field Goals Attempted

Season: 1, 2x, last at Rice (11/16/23)

Career: 1, 7x, last at Rice (11/16/23)

Free Throws

Season: 6, 3x, last vs. New Mexico (11/24/23)

Career: 6, 4x, last vs. New Mexico (11/24/23)

Free Throws Attempted

Season: 7, 3x, last at Rice (11/16/23)

Career: 8 at Wake Forest (1/8/23)

Rebounds

Season: 10 vs. Florida (11/29/23)

Career: 13 at Wake Forest (1/8/23)

Assists

Season: 3 vs. New Mexico (11/24/23)

Career: 4, 2x, last vs. Pitt (2/12/23)

Steals

Season: 3 at Rice (11/16/23)

Career: 5 vs. Clemson (1/30/23)

Blocks

Season: 1, 2x, last vs. Kennesaw State (11/19/23)

Career: 1, 11x, last vs. Kennesaw State (11/19/23)

Turnovers

Season: 4 vs. Florida (11/29/23)

Career: 4 vs. Florida (11/29/23)

Minutes

Season: 40 vs. Florida (11/29/23)

Career: 43 vs. Pitt (2/12/23)

Miscellaneous

	Career	23-24
Double-Doubles:	2	-
Double Figure Points:	15	7
Double Figure Rebounds:	6	1
Led Team In Points/Rebs:	9/14	6/3
20+ Points:	2	2

2023-24 GAME-BY-GAME

#13 BLACKSHEAR, Kayla

Opponent	Date	GS	MIN	Total		3-Pointers		Free throws		Rebounds			PF	A	TO	BLK	STL	PTS	AVG		
				FG-FGA	PCT	3FG-3FGA	PCT	FT-FTA	PCT	OFF	DEF	TOT								AVG	
Coastal Carolina	11/06/2023	*	34:32	9-12	.750	0-1	.000	6-7	.857	1	5	6	6.0	3	2	1	1	2	24	24.0	
Furman	11/11/2023	*	26:49	4-9	.444	0-0	.000	6-7	.857	3	3	6	6.0	1	2	0	0	1	14	19.0	
at Rice	11/16/2023	*	39:07	9-17	.529	0-1	.000	3-7	.429	5	4	9	7.0	2	1	2	0	3	21	19.7	
Kennesaw St.	11/19/2023	*	26:57	6-9	.667	0-0	.000	4-4	1.000	4	3	7	7.0	1	1	3	1	2	16	18.8	
vs Creighton	11/23/2023	*	31:14	5-7	.714	0-0	.000	4-5	.800	3	4	7	7.0	5	2	0	0	2	14	17.8	
vs New Mexico	11/24/2023	*	33:00	4-9	.444	0-0	.000	6-6	1.000	2	4	6	6.8	2	3	3	0	0	14	17.2	
Florida	11/29/2023	*	40:00	3-10	.300	0-0	.000	2-4	.500	6	4	10	7.3	2	0	4	0	1	8	15.9	
at Nebraska	12/02/2023	*	32:52	3-9	.333	0-0	.000	0-2	.000	1	6	7	7.3	2	1	2	0	0	6	14.6	
Mercer	12/05/2023	*	26:34	7-12	.583	0-0	.000	0-0	.000	2	2	4	6.9	1	1	1	0	1	14	14.6	
Totals			9	291:05	50-94	.532	0-2	.000	31-42	.738	27	35	62	6.9	19	13	16	2	12	131	14.6

Player Averages

Games Played	Minutes/ game	Points/ game	FG Pct	3FG Pct	FT Pct	Rebounds/ game	Assists/ game	Turnovers/ game	Assist/Turnover ratio	Steals/ game	Blocks/ game
9	32.3	14.6	53.2	0.0	73.8	6.9	1.4	1.8	0.8	1.3	0.2

BLACKSHEAR CAREER STATISTICS

BLACKSHEAR, Kayla

SEASON	TEAM	GP-GS	MIN/AVG	Field Goals		3-Point		F-Throws		Rebounds			PF-FO		A		TO		BLK		STL		PTS		AVG
				FG-FGA	FG%	3FG-3FGA	3FG%	FT-FTA	FT%	OFF	DEF	TOT	AVG	P	A	TO	BLK	STL	PTS	AVG					
2021-22	Bama	3-0	31/10.2	4-6	.667	0-0	.000	7-8	.875	4	5	9	3.0	5-0	0	2	0	2	15	5.0					
2022-23	GaTech	30-22	809/27.0	84-208	.404	0-5	.000	56-72	.778	97	96	193	6.4	57-0	33	40	8	26	224	7.5					
2023-24	GaTech	9-9	291/32.3	50-94	.532	0-2	.000	31-42	.738	27	35	62	6.9	19-1	13	16	2	12	131	14.6					
TOTAL FOR GaTech		39-31	1100/28.2	134-302	.444	0-7	.000	87-114	.763	124	131	255	6.5	76-1	46	56	10	38	355	9.1					
TOTAL		42-31	1131/26.9	138-308	.448	0-7	.000	94-122	.770	128	136	264	6.3	81-1	46	58	10	40	370	8.8					



AVYONCE CARTER

#15

Senior • 5'10" • Guard • Norcross, Ga. • Wesleyan • Major: Business Administration

THE CARTER FILE

THIS SEASON:

- Came off the bench to play 15 minutes in season-opener, adding four points to the scoreboard on two field goals
- Played season-high 22 minutes in win against Furman, contributing solid stat line

LAST FIVE GAMES:

Added four points against Coastal Carolina in season-opener...Hit two field goals against the Chanticleers...Finished with seven points on three field goals, four rebounds, three assists and career-high three steals against Furman...Saw four minutes of playing time in comeback win at Rice...Hit a three-pointer and secured two rebounds in win over Kennesaw State.

KEY SEASON AVERAGES

Points	Rebounds	Steals
2.8	1.4	1.0

CAREER & SEASON HIGHS

Points

Season: 7 vs. Furman (11/11/23)
 Career: 14 vs. Furman (12/12/21)

Field Goals

Season: 3 vs. Furman (11/11/23)
 Career: 5 at Wake Forest (2/27/22)

Field Goals Attempted

Season: 7 vs. Furman (11/11/23)
 Career: 12 vs. Furman (12/12/21)

3- Point Field Goals

Season: 1, 2x, last vs. KSU (11/19/23)
 Career: 2, 4x, last at Notre Dame (2/23/23)

3- Point Field Goals Attempted

Season: 3 vs. Furman (11/11/23)
 Career: 6, 2x, last at North Carolina (1/22/23)

Free Throws

Season:
 Career: 6 vs. Furman (12/12/21)

Free Throws Attempted

Season:
 Career: 9 vs. Furman (12/12/21)

Rebounds

Season: 4 vs. Furman (11/11/23)
 Career: 6, 3x, last at Pitt (1/11/22)

Assists

Season: 3 vs. Furman (11/11/23)
 Career: 3, 2x, last vs. Furman (11/11/23)

Steals

Season: 3 vs. Furman (11/11/23)
 Career: 3 vs. Furman (11/11/23)

Blocks

Season:
 Career: 1, 4x, last at Notre Dame (2/23/23)

Turnovers

Season: 1 vs. Furman (11/11/23)
 Career: 3, 4x, last vs. Wake Forest (3/3/22)

Minutes

Season: 22 vs. Furman (11/11/23)
 Career: 26 at North Carolina (1/22/23)

Miscellaneous

	Career	23-24
Double-Doubles:	-	-
Double Figure Points:	2	-
Double Figure Rebounds:	-	-
Led Team In Points/Rebs:	0/1	-
20+ Points:	-	-

2023-24 GAME-BY-GAME

#15 CARTER, Avyonce

Opponent	Date	GS	MIN	Total		3-Pointers		Free throws		Rebounds				PF	A	TO	BLK	STL	PTS	AVG
				FG-FGA	PCT	3FG-3FGA	PCT	FT-FTA	PCT	OFF	DEF	TOT	AVG							
Coastal Carolina	11/06/2023		15:10	2-4	.500	0-2	.000	0-0	.000	0	1	1	1.0	3	0	0	0	1	4	4.0
Furman	11/11/2023		22:07	3-7	.429	1-3	.333	0-0	.000	1	3	4	2.5	1	3	1	0	3	7	5.5
at Rice	11/16/2023		04:05	0-0	.000	0-0	.000	0-0	.000	0	0	0	1.7	1	0	0	0	0	3.7	
Kennesaw St.	11/19/2023		12:13	1-1	1.000	1-1	1.000	0-0	.000	0	2	2	1.8	0	2	0	0	0	3	3.5
Mercer	12/05/2023		03:48	0-0	.000	0-0	.000	0-0	.000	0	0	0	1.4	0	0	0	0	1	0	2.8
Totals		0	57:23	6-12	.500	2-6	.333	0-0	.000	1	6	7	1.4	5	5	1	0	5	14	2.8

Player Averages

Games Played	Minutes/game	Points/game	FG Pct	3FG Pct	FT Pct	Rebounds/game	Assists/game	Turnovers/game	Assist/Turnover ratio	Steals/game	Blocks/game
5	11.5	2.8	50.0	33.3	0.0	1.4	1.0	0.2	5.0	1.0	0.0

CARTER CAREER STATISTICS

CARTER, Avyonce

SEASON	TEAM	GP-GS	MIN/AVG	Field Goals		3-Point		F-Throws		Rebounds				Scoring						
				FG-FGA	FG%	3FG-3FGA	3FG%	FT-FTA	FT%	OFF	DEF	TOT	AVG	PF-FO	A	TO	BLK	STL	PTS	AVG
2020-21	GaTech	15-0	101/6.7	9-33	.273	2-20	.100	9-13	.692	5	11	16	1.1	11-0	2	9	0	4	29	1.9
2021-22	GaTech	30-0	335/11.2	33-99	.333	1-24	.042	31-53	.585	29	40	69	2.3	25-0	11	23	1	13	98	3.3
2022-23	GaTech	26-0	311/11.9	27-77	.351	13-42	.310	18-23	.783	17	25	42	1.6	32-0	9	14	3	14	85	3.3
2023-24	GaTech	5-0	57/11.5	6-12	.500	2-6	.333	0-0	.000	1	6	7	1.4	5-0	5	1	0	5	14	2.8
TOTAL		76-0	804/10.6	75-221	.339	18-92	.196	58-89	.652	52	82	134	1.8	73-0	27	47	4	36	226	3.0



ARIADNA TERMIS #20

Freshman • 6'6" • Center • Zaragoza, Spain • IES Joaquim Blume Barcelona • Major: Chemical and Biomolecular Engineering

THE TERMIS FILE

THIS SEASON:

- Made collegiate debut against Coastal Carolina
- Scored first collegiate points, hitting a free throw against Chanticleers
- Tallied season-high eight points off the bench against Furman
- Hit first collegiate three-pointer at Nebraska

LAST FIVE GAMES:

Saw three minutes of playing time in comeback win at Rice...Added four points on pair of field goals and a steal against Kennesaw State...Played 12 minutes against New Mexico in the Cancun Challenge, securing three rebounds in win... Hit first collegiate three-pointer at Nebraska to add three points to the board... Add seven points against Mercer, hitting two field goals and a pair of free throws, while adding season-highs of four rebounds and three assists.

KEY SEASON AVERAGES

Points **2.9** Rebounds **1.5** Assists **0.5**

CAREER & SEASON HIGHS

Points

Season: 8 vs. Furman (11/11/23)

Career: 8 vs. Furman (11/11/23)

Field Goals

Season: 4 vs. Furman (11/11/23)

Career: 4 vs. Furman (11/11/23)

Field Goals Attempted

Season: 4 vs. Furman (11/11/23)

Career: 4 vs. Furman (11/11/23)

3- Point Field Goals

Season: 1, 2x, last vs. Mercer (12/5/23)

Career: 1, 2x, last vs. Mercer (12/5/23)

3- Point Field Goals Attempted

Season: 1, 2x, last vs. Mercer (12/5/23)

Career: 1, 2x, last vs. Mercer (12/5/23)

Free Throws

Season: 2 vs. Mercer (12/5/23)

Career: 2 vs. Mercer (12/5/23)

Free Throws Attempted

Season: 2, 2x, last vs. Mercer (12/5/23)

Career: 2, 2x, last vs. Mercer (12/5/23)

Rebounds

Season: 4 vs. Mercer (12/5/23)

Career: 4 vs. Mercer (12/5/23)

Assists

Season: 3 vs. Mercer (12/5/23)

Career: 3 vs. Mercer (12/5/23)

Steals

Season: 1 vs. Kennesaw State (11/19/23)

Career: 1 vs. Kennesaw State (11/19/23)

Blocks

Season:

Career:

Turnovers

Season: 2, 2x, last vs. KSU (11/19/23)

Career: 2, 2x, last vs. Kennesaw State (11/19/23)

Minutes

Season: 15, 2x, last vs. Mercer (12/5/23)

Career: 15, 2x, last vs. Mercer (12/5/23)

Miscellaneous

	Career	23-24
Double-Doubles:	-	-
Double Figure Points:	-	-
Double Figure Rebounds:	-	-
Led Team In Points/Rebs:	-	-
20+ Points:	-	-

2023-24 GAME-BY-GAME

#20 TERMIS, Ariadna

Opponent	Date	GS	MIN	Total		3-Pointers		Free throws		Rebounds				PF	A	TO	BLK	STL	PTS	AVG	
				FG-FGA	PCT	3FG-3FGA	PCT	FT-FTA	PCT	OFF	DEF	TOT	AVG								
Coastal Carolina	11/06/2023		08:16	0-0	.000	0-0	.000	1-2	.500	0	1	1	1.0	3	1	0	0	0	1	1.0	
Furman	11/11/2023		15:04	4-4	1.000	0-0	.000	0-0	.000	1	2	3	2.0	1	0	2	0	0	8	4.5	
at Rice	11/16/2023		03:36	0-0	.000	0-0	.000	0-0	.000	0	0	0	1.3	0	0	0	0	0	0	3.0	
Kennesaw St.	11/19/2023		13:26	2-3	.667	0-0	.000	0-0	.000	0	0	0	1.0	0	0	2	0	1	4	3.3	
vs New Mexico	11/24/2023		12:24	0-2	.000	0-0	.000	0-0	.000	1	2	3	1.4	3	0	1	0	0	0	2.6	
Florida	11/29/2023		03:10	0-0	.000	0-0	.000	0-0	.000	0	1	1	1.3	0	0	0	0	0	0	2.2	
at Nebraska	12/02/2023		10:55	1-1	1.000	1-1	1.000	0-0	.000	0	0	0	1.1	0	0	0	0	0	3	2.3	
Mercer	12/05/2023		15:13	2-3	.667	1-1	1.000	2-2	1.000	1	3	4	1.5	1	3	0	0	0	7	2.9	
Totals			0	82:04	9-13	.692	2-2	1.000	3-4	.750	3	9	12	1.5	8	4	5	0	1	23	2.9

Player Averages

Games Played	Minutes/ game	Points/ game	FG Pct	3FG Pct	FT Pct	Rebounds/ game	Assists/ game	Turnovers/ game	Assist/Turnover ratio	Steals/ game	Blocks/ game
8	10.3	2.9	69.2	100.0	75.0	1.5	0.5	0.6	0.8	0.1	0.0

TERMIS CAREER STATISTICS

TERMIS, Ariadna

		Field Goals		3-Point		F-Throws		Rebounds				Scoring								
SEASON	TEAM	GP-GS	MIN/AVG	FG-FGA	FG%	3FG-3FGA	3FG%	FT-FTA	FT%	OFF	DEF	TOT	AVG	PF-FO	A	TO	BLK	STL	PTS	AVG
2023-24	GaTech	8-0	82/10.3	9-13	.692	2-2	1.000	3-4	.750	3	9	12	1.5	8-0	4	5	0	1	23	2.9
TOTAL		8-0	82/10.3	9-13	.692	2-2	1.000	3-4	.750	3	9	12	1.5	8-0	4	5	0	1	23	2.9



SYDNEY JOHNSON

#21

5th Yr. • 5'9" • Guard • Powder Springs, Ga. • Boston University/The Lovett School • Major: Literature, Media and Communication

THE JOHNSON FILE

THIS SEASON:

- Made debut as a Yellow Jacket against Coastal Carolina
- Scored first points at Georgia Tech in win against Furman
- Played season-high 23 minutes against Furman
- Pulled down season-high six rebounds at Nebraska

LAST FIVE GAMES:

Added four points and three rebounds in comeback win at Rice, playing 19 minutes...Hit a field goal and recorded two rebounds and a block against Kennesaw State...Dished out an assist and hit a field goal against Creighton in Cancun Challenge...Came off the bench for 10 minutes against New Mexico in Cancun Challenge, hitting a three-pointer and recording two assists and a steal...Was second in rebounding at Nebraska, securing season-best six.

KEY SEASON AVERAGES

Points	Rebounds	Assists
2.3	2.0	1.8

CAREER & SEASON HIGHS

Points

Season: 8 vs. Furman (11/11/23)
 Career: 26 vs. Boston College (11/17/21)*

Field Goals

Season: 3 vs. Furman (11/11/23)
 Career: 11 at Lehigh (1/22/22)*

Field Goals Attempted

Season: 10 vs. Furman (11/11/23)
 Career: 25 at Lehigh (1/22/22)*

3- Point Field Goals

Season: 2 vs. Furman (11/11/23)
 Career: 5 vs. American (3/11/21)*

3- Point Field Goals Attempted

Season: 5 vs. Furman (11/11/23)
 Career: 9 vs. Lafayette (1/26/22)*

Free Throws

Season: 2, 2x, last vs. Mercer (12/5/23)
 Career: 9 vs. Boston College (11/17/21)*

Free Throws Attempted

Season: 2, 2x, last vs. Mercer (12/5/23)
 Career: 10, 2x, last at Loyola Md. (1/5/22)*

Rebounds

Season: 6 at Nebraska (12/2/23)
 Career: 8, 2x, last at Rhode Island (3/17/23)*

Assists

Season: 5 vs. Coastal Carolina (11/6/23)
 Career: 9 vs. Lafayette (3/7/21)*

Steals

Season: 1, 2x, last vs. New Mexico (11/24/23)
 Career: 5, 4x *

Blocks

Season: 1, 2x, last vs. Creighton (11/23/23)
 Career: 2 at Navy (12/30/22)*

Turnovers

Season: 3 vs. Coastal Carolina (11/6/23)
 Career: 8 at Miami (Fla.) (11/13/22)*

Minutes

Season: 23 vs. Furman (11/11/23)
 Career: 43 vs. Holy Cross (1/25/20)*

*Set at Boston University

Miscellaneous

	Career	23-24
Double-Doubles:	-	-
Double Figure Points:	67	-
Double Figure Rebounds:	-	-
Led Team In Points/Rebs:	-	-
20+ Points:	15	-

2023-24 GAME-BY-GAME

#21 JOHNSON, Sydney

Opponent	Date	GS	MIN	Total		3-Pointers		Free throws		Rebounds				PF	A	TO	BLK	STL	PTS	AVG	
				FG-FGA	PCT	3FG-3FGA	PCT	FT-FTA	PCT	OFF	DEF	TOT	AVG								
Coastal Carolina	11/06/2023		14:43	0-1	.000	0-0	.000	0-0	.000	0	2	2	2.0	3	5	3	0	0	0	0.0	
Furman	11/11/2023		23:00	3-10	.300	2-5	.400	0-0	.000	1	1	2	2.0	1	1	2	0	0	8	4.0	
at Rice	11/16/2023		18:57	1-4	.250	0-2	.000	2-2	1.000	1	2	3	2.3	2	2	1	0	1	4	4.0	
Kennesaw St.	11/19/2023		20:09	1-5	.200	0-1	.000	0-0	.000	0	2	2	2.3	0	2	1	1	0	2	3.5	
vs Creighton	11/23/2023		10:34	1-2	.500	0-0	.000	0-0	.000	0	0	0	1.8	0	1	0	1	0	2	3.2	
vs New Mexico	11/24/2023		10:37	1-2	.500	1-2	.500	0-0	.000	0	2	2	1.8	1	2	0	0	1	3	3.2	
Florida	11/29/2023		13:21	0-2	.000	0-2	.000	0-0	.000	0	0	0	1.6	0	2	1	0	0	0	2.7	
at Nebraska	12/02/2023		17:59	0-3	.000	0-2	.000	0-0	.000	1	5	6	2.1	1	1	0	0	0	0	2.4	
Mercer	12/05/2023		07:26	0-1	.000	0-0	.000	2-2	1.000	0	1	1	2.0	0	0	0	0	0	2	2.3	
Totals			0	136:46	7-30	.233	3-14	.214	4-4	1.000	3	15	18	2.0	8	16	8	2	2	21	2.3

Player Averages

Games Played	Minutes/ game	Points/ game	FG Pct	3FG Pct	FT Pct	Rebounds/ game	Assists/ game	Turnovers/ game	Assist/Turnover ratio	Steals/ game	Blocks/ game
9	15.2	2.3	23.3	21.4	100.0	2.0	1.8	0.9	2.0	0.2	0.2

JOHNSON CAREER STATISTICS

JOHNSON, Sydney

SEASON	TEAM	GP-GS	MIN/AVG	Field Goals		3-Point		F-Throws		Rebounds				Scoring						
				FG-FGA	FG%	3FG-3FGA	3FG%	FT-FTA	FT%	OFF	DEF	TOT	AVG	PF-FO	A	TO	BLK	STL	PTS	AVG
2019-20	BU	30-25	902/30.1	87-250	.348	17-68	.250	36-65	.554	19	76	95	3.2	66-2	72	74	1	42	227	7.6
2020-21	BU	15-14	451/30.0	73-167	.437	16-46	.348	17-25	.680	7	41	48	3.2	29-1	55	32	1	27	179	11.9
2021-22	BU	28-27	954/34.1	170-406	.419	32-110	.291	68-91	.747	16	53	69	2.5	62-2	96	62	8	50	440	15.7
2022-23	BU	32-31	969/30.3	153-370	.414	43-107	.402	60-80	.750	17	72	89	2.8	46-0	107	71	7	55	409	12.8
2023-24	GaTech	9-0	137/15.2	7-30	.233	3-14	.214	4-4	1.000	3	15	18	2.0	8-0	16	8	2	2	21	2.3
TOTAL FOR GaTech		9-0	137/15.2	7-30	.233	3-14	.214	4-4	1.000	3	15	18	2.0	8-0	16	8	2	2	21	2.3
TOTAL		114-97	3412/29.9	490-1223	.401	111-345	.322	185-265	.698	62	257	319	2.8	211-5	346	247	19	176	1276	11.2



INÉS NOGUERO

#22

Sophomore • 5'9" • Guard • Gijón, Spain • IES Joaquim Blume • Major: Neuroscience

THE NOGUERO FILE

THIS SEASON:

- Owns five games with double-figure scoring
- Recorded career-high four assists against the Chanticleers
- Matched career-high in assists against Florida
- Matched career-high in scoring with 16 points at Rice
- Recorded first career double-double against Mercer with career-high 12 rebounds and 10 points

LAST FIVE GAMES:

Nearly missed a double-double with nine rebounds...Dished out four assists against Florida in ACC/SEC Challenge, while pulling down four rebounds...Added 11 points, four rebounds and an assist at Nebraska, going 4-for-4 at the free throw line...Recorded first career double-double against Mercer with career-high 12 rebounds and 10 points...Led Jackets in rebounding against the Bears.

KEY SEASON AVERAGES

Points **8.4** Rebounds **5.9** Assists **2.4**

CAREER & SEASON HIGHS

Points

Season: 16 at Rice (11/16/23)
 Career: 16, 2x, last at Rice (11/16/23)

Field Goals

Season: 6 vs. New Mexico (11/24/23)
 Career: 6, 2x, last vs. New Mexico (11/24/23)

Field Goals Attempted

Season: 14 vs. New Mexico (11/24/23)
 Career: 14 vs. New Mexico (11/24/23)

3- Point Field Goals

Season: 2, 3x, last vs. Mercer (12/5/23)
 Career: 4 vs. Florida State (1/1/23)

3- Point Field Goals Attempted

Season: 9 vs. New Mexico (11/24/23)
 Career: 9 vs. New Mexico (11/24/23)

Free Throws

Season: 6 at Rice (11/16/23)
 Career: 6 at Rice (11/16/23)

Free Throws Attempted

Season: 7 at Rice (11/16/23)
 Career: 7 at Rice (11/16/23)

Rebounds

Season: 12 vs. Mercer (12/5/23)
 Career: 12 vs. Mercer (12/5/23)

Assists

Season: 6 vs. Mercer (12/5/23)
 Career: 6 vs. Mercer (12/5/23)

Steals

Season: 5 at Rice (11/16/23)
 Career: 5 at Rice (11/16/23)

Blocks

Season: 1, 2x, last vs. Furman (11/11/23)
 Career: 1, 5x, last vs. Furman (11/11/23)

Turnovers

Season: 3, 3x, last vs. New Mexico (11/24/23)
 Career: 3, 4x, last vs. New Mexico (11/24/23)

Minutes

Season: 38 at Rice (11/16/23)
 Career: 38 at Rice (11/16/23)

Miscellaneous

	Career	23-24
Double-Doubles:	1	1
Double Figure Points:	7	5
Double Figure Rebounds:	1	1
Led Team In Points/Rebs:	1/1	0/1
20+ Points:	-	-

2023-24 GAME-BY-GAME

#22 NOGUERO, Ines

Opponent	Date	GS	MIN	Total		3-Pointers		Free throws		Rebounds				PF	A	TO	BLK	STL	PTS	AVG	
				FG-FGA	PCT	3FG-3FGA	PCT	FT-FTA	PCT	OFF	DEF	TOT	AVG								
Coastal Carolina	11/06/2023	*	30:30	4-11	.364	2-8	.250	0-0	.000	0	1	1	1.0	4	4	3	1	1	10	10.0	
Furman	11/11/2023	*	24:53	3-6	.500	1-3	.333	0-0	.000	2	2	4	2.5	3	3	1	1	2	7	8.5	
at Rice	11/16/2023	*	38:21	4-10	.400	2-5	.400	6-7	.857	2	5	7	4.0	3	1	1	0	5	16	11.0	
Kennesaw St.	11/19/2023	*	23:05	1-7	.143	0-4	.000	1-2	.500	0	4	4	4.0	3	2	0	0	1	3	9.0	
vs Creighton	11/23/2023	*	29:28	3-6	.500	0-1	.000	0-0	.000	1	7	8	4.8	2	0	3	0	1	6	8.4	
vs New Mexico	11/24/2023	*	35:35	6-14	.429	1-9	.111	0-0	.000	1	8	9	5.5	2	1	3	0	0	13	9.2	
Florida	11/29/2023	*	25:58	0-6	.000	0-4	.000	0-0	.000	1	3	4	5.3	1	4	1	0	2	0	7.9	
at Nebraska	12/02/2023	*	23:11	3-6	.500	1-4	.250	4-4	1.000	1	3	4	5.1	4	1	1	0	0	11	8.3	
Mercer	12/05/2023	*	27:44	4-7	.571	2-3	.667	0-0	.000	0	12	12	5.9	0	6	0	0	1	10	8.4	
Totals			9	258:45	28-73	.384	9-41	.220	11-13	.846	8	45	53	5.9	22	22	13	2	13	76	8.4

Player Averages

Games Played	Minutes/ game	Points/ game	FG Pct	3FG Pct	FT Pct	Rebounds/ game	Assists/ game	Turnovers/ game	Assist/Turnover ratio	Steals/ game	Blocks/ game
9	28.8	8.4	38.4	22.0	84.6	5.9	2.4	1.4	1.7	1.4	0.2

NOGUERO CAREER STATISTICS

NOGUERO, Ines

SEASON	TEAM	GP-GS	MIN/AVG	Field Goals		3-Point		F-Throws		Rebounds				Scoring						
				FG-FGA	FG%	3FG-3FGA	3FG%	FT-FTA	FT%	OFF	DEF	TOT	AVG	PF-FO	A	TO	BLK	STL	PTS	AVG
2022-23	GaTech	19-6	209/11.0	26-79	.329	13-44	.295	3-4	.750	11	18	29	1.5	15-0	14	16	3	14	68	3.6
2023-24	GaTech	9-9	259/28.8	28-73	.384	9-41	.220	11-13	.846	8	45	53	5.9	22-0	22	13	2	13	76	8.4
TOTAL		28-15	468/16.7	54-152	.355	22-85	.259	14-17	.824	19	63	82	2.9	37-0	36	29	5	27	144	5.1



RUSNE AUGUSTINAITE

#23

Freshman • 6'0" • Guard • Siauliai, Lithuania • Montverde Academy (Fla.) • Major: Business Administration

THE AUGUSTINAITE FILE

THIS SEASON:

- Owns six games scoring in double-figures
- Scored career-high 30 points against Florida
- Made collegiate debut against Coastal Carolina, scoring 14 points
- Has led Tech, or matched team-high, from three-point range in six games, hitting career-high six against Florida
- Earned first collegiate start against Furman

LAST FIVE GAMES:

Pulled down season-high seven rebounds against New Mexico in the Cancun Challenge and finished with eight points...Had career night against Florida in the ACC/SEC Challenge, dropping career-high 30 points on personal best 10-of-20 from the field...Hit 6-of-10 from three-point distance for personal-bests and finished with four rebounds and two assists...Finished with 12 points, four rebounds, two assists and two blocks against Mercer.

KEY SEASON AVERAGES

Points	Rebounds	Assists
12.4	4.2	1.4

CAREER & SEASON HIGHS

Points

Season: 30 vs. Florida (11/29/23)
 Career: 30 vs. Florida (11/29/23)

Field Goals

Season: 10 vs. Florida (11/29/23)
 Career: 10 vs. Florida (11/29/23)

Field Goals Attempted

Season: 20 vs. Florida (11/29/23)
 Career: 20 vs. Florida (11/29/23)

3- Point Field Goals

Season: 6 vs. Florida (11/29/23)
 Career: 6 vs. Florida (11/29/23)

3- Point Field Goals Attempted

Season: 10 vs. Florida (11/29/23)
 Career: 10 vs. Florida (11/29/23)

Free Throws

Season: 4 vs. Florida (11/29/23)
 Career: 4 vs. Florida (11/29/23)

Free Throws Attempted

Season: 5 vs. Florida (11/29/23)
 Career: 5 vs. Florida (11/29/23)

Rebounds

Season: 7 vs. New Mexico (11/24/23)
 Career: 7 vs. New Mexico (11/24/23)

Assists

Season: 3 vs. Kennesaw State (11/19/23)
 Career: 3 vs. Kennesaw State (11/19/23)

Steals

Season: 1 vs. Florida (11/29/23)
 Career: 1 vs. Florida (11/29/23)

Blocks

Season: 2 vs. Mercer (12/5/23)
 Career: 2 vs. Mercer (12/5/23)

Turnovers

Season: 4 at Rice (11/16/23)
 Career: 4 at Rice (11/16/23)

Minutes

Season: 37 vs. Florida (11/29/23)
 Career: 37 vs. Florida (11/29/23)

Miscellaneous

	Career	23-24
Double-Doubles:	-	-
Double Figure Points:	6	6
Double Figure Rebounds:	-	-
Led Team In Points/Rebs:	1/0	1/0
20+ Points:	1	1

2023-24 GAME-BY-GAME

#23 AUGUSTINAITE, Rusne

Opponent	Date	GS	MIN	Total		3-Pointers		Free throws		Rebounds			PF	A	TO	BLK	STL	PTS	AVG		
				FG-FGA	PCT	3FG-3FGA	PCT	FT-FTA	PCT	OFF	DEF	TOT								AVG	
Coastal Carolina	11/06/2023		32:14	5-9	.556	4-6	.667	0-0	.000	0	5	5	5.0	0	1	1	0	0	14	14.0	
Furman	11/11/2023	*	24:19	5-12	.417	3-5	.600	1-1	1.000	1	4	5	5.0	0	2	2	0	0	14	14.0	
at Rice	11/16/2023	*	34:18	5-8	.625	2-2	1.000	0-0	.000	0	1	1	3.7	2	1	4	0	0	12	13.3	
Kennesaw St.	11/19/2023	*	32:27	6-7	.857	2-2	1.000	0-0	.000	0	4	4	3.8	0	3	0	0	0	14	13.5	
vs Creighton	11/23/2023	*	27:54	1-10	.100	0-3	.000	0-0	.000	0	3	3	3.6	1	1	0	0	1	2	11.2	
vs New Mexico	11/24/2023	*	21:47	4-10	.400	0-4	.000	0-1	.000	0	7	7	4.2	2	1	3	0	0	8	10.7	
Florida	11/29/2023		37:28	10-20	.500	6-10	.600	4-5	.800	0	4	4	4.1	3	2	0	0	1	30	13.4	
at Nebraska	12/02/2023	*	32:11	2-9	.222	2-9	.222	0-0	.000	1	4	5	4.3	1	0	0	0	0	6	12.5	
Mercer	12/05/2023	*	29:09	4-13	.308	2-9	.222	2-2	1.000	0	4	4	4.2	0	2	0	2	0	12	12.4	
Totals			7	271:47	42-98	.429	21-50	.420	7-9	.778	2	36	38	4.2	9	13	10	2	2	112	12.4

Player Averages

Games Played	Minutes/game	Points/game	FG Pct	3FG Pct	FT Pct	Rebounds/game	Assists/game	Turnovers/game	Assist/Turnover ratio	Steals/game	Blocks/game
9	30.2	12.4	42.9	42.0	77.8	4.2	1.4	1.1	1.3	0.2	0.2

AUGUSTINAITE CAREER STATISTICS

AUGUSTINAITE, Rusne

SEASON	TEAM	GP-GS	MIN/AVG	Field Goals		3-Point		F-Throws		Rebounds			PF-FO			A		TO		BLK		STL		PTS		AVG
				FG-FGA	FG%	3FG-3FGA	3FG%	FT-FTA	FT%	OFF	DEF	TOT	AVG	PF	FO	A	TO	BLK	STL	PTS	AVG					
2023-24	GaTech	9-7	272/30.2	42-98	.429	21-50	.420	7-9	.778	2	36	38	4.2	9-0	13	10	2	2	112	12.4						
TOTAL		9-7	272/30.2	42-98	.429	21-50	.420	7-9	.778	2	36	38	4.2	9-0	13	10	2	2	112	12.4						



KARA DUNN

#25

Sophomore • 5'11" • Guard • Dallas, Ga. • Mount Paran Christian School • Major: Business Administration

THE DUNN FILE

THIS SEASON:

- Owns three games scoring in double-figures
- Earned the start in the season-opener, but played only a minute
- Returned to action against Creighton after missing three complete games
- Recorded first game in double-figure scoring against New Mexico
- Scored career-high 22 points at Nebraska

LAST FIVE GAMES:

Scored 10 points against New Mexico in Cancun Challenge, hitting four field goals, including a pair of three-pointers, for first double-figure scoring outing... Recorded career night at Nebraska, finishing with bests in scoring (22), field goals (9), field goals attempted (19), three-point FGs (3) and three-point FGAs (8)...Posted second-straight double-figure outing with 11 points against Mercer.

KEY SEASON AVERAGES

Points **8.8** Rebounds **1.7** Steals **0.5**

CAREER & SEASON HIGHS

Points

Season: 22 at Nebraska (12/2/23)
Career: 22 at Nebraska (12/2/23)

Field Goals

Season: 9 at Nebraska (12/2/23)
Career: 9 at Nebraska (12/2/23)

Field Goals Attempted

Season: 19 at Nebraska (12/2/23)
Career: 19 at Nebraska (12/2/23)

3- Point Field Goals

Season: 3 at Nebraska (12/2/23)
Career: 3 at Nebraska (12/2/23)

3- Point Field Goals Attempted

Season: 8 at Nebraska (12/2/23)
Career: 8 at Nebraska (12/2/23)

Free Throws

Season: 3 vs. Mercer (12/5/23)
Career: 4, 3x, last vs. Wake Forest (2/16/23)

Free Throws Attempted

Season: 4 vs. Mercer (12/5/23)
Career: 7 vs. Kennesaw State (11/13/22)

Rebounds

Season: 5 at Nebraska (12/2/23)
Career: 7, 2x, last at Boston College (12/18/22)

Assists

Season: 1 vs. New Mexico (11/24/23)
Career: 4 vs. Duke (1/15/23)

Steals

Season: 2 vs. Creighton (11/23/23)
Career: 2, 5x, last vs. Creighton (11/23/23)

Blocks

Season: 2 vs. Creighton (11/23/23)
Career: 2 vs. Creighton (11/23/23)

Turnovers

Season: 4 at Nebraska (12/2/23)
Career: 4, 2x, last at Nebraska (12/2/23)

Minutes

Season: 35 vs. Creighton (11/23/23)
Career: 39 vs. Wake Forest (2/16/23)

Miscellaneous

	Career	23-24
Double-Doubles:	-	-
Double Figure Points:	12	3
Double Figure Rebounds:	-	-
Led Team In Points/Rebs:	4/0	1/0
20+ Points:	3	1

2023-24 GAME-BY-GAME

#25 DUNN, Kara

Opponent	Date	GS	MIN	Total		3-Pointers		Free throws		Rebounds				PF			A			PTS	AVG
				FG	FGA	PCT	3FG	3FGA	PCT	FT	FTA	PCT	OFF	DEF	TOT	AVG	PF	A	TO		
Coastal Carolina	11/06/2023	*	01:12	1-2	.500	0-0	.000	0-0	.000	1	0	1	1.0	0	0	0	0	0	0	2	2.0
vs Creighton	11/23/2023		35:13	4-13	.308	0-5	.000	0-0	.000	0	1	1	1.0	2	0	3	2	2	8	5.0	
vs New Mexico	11/24/2023		23:34	4-11	.364	2-5	.400	0-0	.000	1	0	1	1.0	4	1	0	0	0	10	6.7	
Florida	11/29/2023	*	10:36	0-4	.000	0-2	.000	0-0	.000	1	0	1	1.0	0	0	2	0	0	0	5.0	
at Nebraska	12/02/2023		30:19	9-19	.474	3-8	.375	1-1	1.000	2	3	5	1.8	2	0	4	0	0	22	8.4	
Mercer	12/05/2023		25:05	4-10	.400	0-2	.000	3-4	.750	1	0	1	1.7	1	0	0	0	1	11	8.8	
Totals			2 125:59	22-59	.373	5-22	.227	4-5	.800	6	4	10	1.7	9	1	9	2	3	53	8.8	

Player Averages

Games Played	Minutes/game	Points/game	FG Pct	3FG Pct	FT Pct	Rebounds/game	Assists/game	Turnovers/game	Assist/Turnover ratio	Steals/game	Blocks/game
6	21.0	8.8	37.3	22.7	80.0	1.7	0.2	1.5	0.1	0.5	0.3

DUNN CAREER STATISTICS

DUNN, Kara

SEASON	TEAM	GP-GS	MIN/AVG	Field Goals		3-Point		F-Throws		Rebounds				PF			A			Scoring				
				FG	FGA	FG%	3FG	3FGA	3FG%	FT	FTA	FT%	OFF	DEF	TOT	AVG	PF	FO	A	TO	BLK	STL	PTS	AVG
2022-23	GaTech	28-14	606/21.7	82	191	.429	14	56	.250	36	49	.735	53	40	93	3.3	53	0	39	40	8	22	214	7.6
2023-24	GaTech	6-2	126/21.0	22	59	.373	5	22	.227	4	5	.800	6	4	10	1.7	9	0	1	9	2	3	53	8.8
TOTAL		34-16	732/21.5	104	250	.416	19	78	.244	40	54	.741	59	44	103	3.0	62	0	40	49	10	25	267	7.9



D'ASIA THOMAS-HARRIS #32

Freshman • 6'2" • Guard/Forward • Katy, Texas • Houston Christian • Major: Psychology

THE THOMAS-HARRIS FILE

THIS SEASON:

- Made collegiate debut against Coastal Carolina
- Dropped in eight points and five rebounds in first collegiate game
- Recorded first collegiate double-double at Rice, leading Tech on the glass and hitting eight free throws
- Owns two games scoring in double-figures, having added 15 points against Kennesaw State

LAST FIVE GAMES:

Added another eight points in win over Furman...Came off the bench to hit four field goals and pull down seven rebounds, while dishing out three assists... Had career night at Rice, recording first collegiate double-double behind 12 points and 13 rebounds...Went perfect 8-for-8 from the free throw line in the comeback win against the Owls...Dropped 15 points for season-best in win over Kennesaw State, hitting personal-high five field goals for second consecutive game in double-figures...Also had two blocks and two steals.

KEY SEASON AVERAGES

Points Rebounds Steals
5.9 **4.6** **0.5**

CAREER & SEASON HIGHS

Points

Season: 15 vs. Kennesaw State (11/19/23)
 Career: 15 vs. Kennesaw State (11/19/23)

Field Goals

Season: 5 vs. Kennesaw State (11/19/23)
 Career: 5 vs. Kennesaw State (11/19/23)

Field Goals Attempted

Season: 7 vs. Kennesaw State (11/19/23)
 Career: 7 vs. Kennesaw State (11/19/23)

3- Point Field Goals

Season:
 Career:

3- Point Field Goals Attempted

Season: 1 vs. Furman (11/11/23)
 Career: 1 vs. Furman (11/11/23)

Free Throws

Season: 8 at Rice (11/16/23)
 Career: 8 at Rice (11/16/23)

Free Throws Attempted

Season: 8, 2x, last vs. KSU (11/19/23)
 Career: 8, 2x, last vs. Kennesaw State (11/19/23)

Rebounds

Season: 13 at Rice (11/16/23)
 Career: 13 at Rice (11/16/23)

Assists

Season: 3 vs. Furman (11/11/23)
 Career: 3 vs. Furman (11/11/23)

Steals

Season: 2 vs. Kennesaw State (11/19/23)
 Career: 2 vs. Kennesaw State (11/19/23)

Blocks

Season: 2 vs. Kennesaw State (11/19/23)
 Career: 2 vs. Kennesaw State (11/19/23)

Turnovers

Season: 3 at Rice (11/16/23)
 Career: 3 at Rice (11/16/23)

Minutes

Season: 22 at Rice (11/16/23)
 Career: 22 at Rice (11/16/23)

Miscellaneous

	Career	23-24
Double-Doubles:	1	1
Double Figure Points:	2	2
Double Figure Rebounds:	1	1
Led Team In Points/Rebs:	0/1	0/1
20+ Points:	-	-

2023-24 GAME-BY-GAME

#32 THOMAS-HARRIS, D'Asia

Opponent	Date	GS	MIN	Total		3-Pointers		Free throws		Rebounds				PF		A		TO		BLK		STL		PTS		AVG
				FG-FGA	PCT	3FG-3FGA	PCT	FT-FTA	PCT	OFF	DEF	TOT	AVG	PF	A	TO	BLK	STL	PTS	AVG						
Coastal Carolina	11/06/2023		07:08	4-5	.800	0-0	.000	0-0	.000	2	3	5	5.0	2	0	2	0	1	8	8.0						
Furman	11/11/2023		13:39	4-6	.667	0-1	.000	0-0	.000	1	6	7	6.0	2	3	1	0	1	8	8.0						
at Rice	11/16/2023		22:48	2-5	.400	0-0	.000	8-8	1.000	5	8	13	8.3	2	0	3	0	0	12	9.3						
Kennesaw St.	11/19/2023		13:18	5-7	.714	0-0	.000	5-8	.625	3	2	5	7.5	0	0	2	2	2	15	10.8						
vs Creighton	11/23/2023		08:21	1-2	.500	0-0	.000	0-2	.000	0	2	2	6.4	1	0	0	0	0	2	9.0						
vs New Mexico	11/24/2023		00:22	0-0	.000	0-0	.000	0-0	.000	0	0	0	5.3	1	0	1	0	0	0	7.5						
Florida	11/29/2023		06:22	0-0	.000	0-0	.000	0-0	.000	0	4	4	5.1	0	0	0	1	0	0	6.4						
Mercer	12/05/2023		04:52	0-1	.000	0-0	.000	2-2	1.000	0	1	1	4.6	1	0	1	0	0	2	5.9						
Totals		0	76:50	16-26	.615	0-1	.000	15-20	.750	11	26	37	4.6	9	3	10	3	4	47	5.9						

Player Averages

Games Played	Minutes/ game	Points/ game	FG Pct	3FG Pct	FT Pct	Rebounds/ game	Assists/ game	Turnovers/ game	Assist/Turnover ratio	Steals/ game	Blocks/ game
8	9.6	5.9	61.5	0.0	75.0	4.6	0.4	1.3	0.3	0.5	0.4

THOMAS-HARRIS CAREER STATISTICS

THOMAS-HARRIS, D'asia

SEASON	TEAM	GP-GS	MIN/AVG	Field Goals		3-Point		F-Throws		Rebounds				PF		A		TO		BLK		STL		Scoring	
				FG-FGA	FG%	3FG-3FGA	3FG%	FT-FTA	FT%	OFF	DEF	TOT	AVG	PF	F	A	TO	BLK	STL	PTS	AVG				
2023-24	GaTech	8-0	77/9.6	16-26	.615	0-1	.000	15-20	.750	11	26	37	4.6	9-0	3	10	3	4	47	5.9					
TOTAL		8-0	77/9.6	16-26	.615	0-1	.000	15-20	.750	11	26	37	4.6	9-0	3	10	3	4	47	5.9					

TV/RADIO ROSTER



#1 Caitlyn Wilson
G • 5-10 • Grad.
Cordova, Tenn.
(Cincinnati/Arlington HS)



#4 Anisa Clark
(a-knee-suh)
G • 5-7 • Sr.
McDonough, Ga.
(Union Grove)



#5 Tonie Morgan
G • 5-9 • So.
Tallahassee, Fla.
(Florida State University
Schools)



#11 Aixa Wone Aranaz
(eye-sha wone ah-duh-nas)
F • 6-3 • 5th Yr.
Pamplona, Spain
(Ohio State)



#12 Jada Bediako
(bead-e-AH-co)
F/C • 6-3 • Fr.
Brampton, Ontario
(Southwest Academy)



#13 Kayla Blackshear
F • 6-1 • Jr.
Orlando, Fla.
(Alabama/Lake Highland
Prep)




#15 Avyonce Carter
(ah-vee-on-ce)
G • 5-10 • Jr.
Norcross, Ga.
(Wesleyan)



#20 Ariadna Termis
(are-e-AH-na)
C • 6-6 • Fr.
Zaragova, Spain
(IES Joaquin Blume)



#21 Sydney Johnson
G • 5-9 • 5th Yr.
Powder Springs, Ga.
(Boston University/The Lovett
School)



#22 Inés Noguero
(e-nez no-RAI-doh)
G • 5-9 • So.
Gijón, Spain
(Joaquim Blume)



#23 Rusne Augustinaite
(O-goose-TI-nigh-te)
G • 6-0 • Fr.
Siauliai, Lithuania
(Montverde Aca. (Fla.))



#25 Kara Dunn
G • 5-11 • So.
Kennesaw, Ga.
(Mount Paran Christian
School)



#32 D'Asia Thomas-Harris
FG/ • 6-2 • Fr.
Katy, Texas
(Houston Christian)




Nell Fortner
Head Coach
5th Season




Blanche Alverson
Associate Head Coach
5th Season



LaSondra Barrett
Assistant Coach
2nd Season



Michael Scruggs
Assistant Coach
1st Season



Caleb Currier
Assistant Coach/Director of
Recruiting Operations
2nd Season



Ashlee Villarreal
Director of Operations
5th Season



Becca Bornhorst
Director of External
Operations/NIL
2nd Season



Greg Callan
Director of Scouting and
Video Operations
2nd Season



Jayda Hill
Creative Director
1st Season



Lauren James
Graduate Manager
2nd Season



Shannon Jackson
Player Development Coach
3rd Season



Rachel Stewart
Athletic Trainer
7th Season