



2023 SYRACUSE FOOTBALL

1959 NATIONAL CHAMPIONS // 5 CONFERENCE CHAMPIONSHIPS // 18 CONSENSUS ALL-AMERICANS

GAME INFORMATION

Date..... Saturday, Nov. 18
Location..... Atlanta, Ga.
Stadium..... Bobby Dodd Stadium (55,000)
Kickoff..... 8:00 p.m.
Series..... Georgia Tech leads, 3-1
Tickets..... ramblinwreck.com
Television..... ACC Network
Play-by-Play..... Wes Durham
Analyst..... Tim Hasselbeck
Reporter..... Taylor Tannebaum
Radio..... Syracuse Sports Network from Learfield IMG College
Play-by-Play..... Matt Park '97
Analyst..... Adam Terry '04
Reporter..... Tim Leonard '20
Student Radio..... WAER 88.3 FM (Syracuse)
Satellite Radio..... Sirius/XM 383
Live Audio..... Cuse.com/TuneIn App
Live Stats..... Cuse.com
Twitter..... @CuseFootball
Facebook..... Facebook.com/CuseFootball
Instagram..... @CuseFootball



SYRACUSE ORANGE (5-5, 1-5)

AP/Coaches Rank: -/
Head Coach: Dino Babers (8th year)
Overall Record: 78-70 (.527)
at Syracuse: 41-54 (.432)
vs. Georgia Tech: 0-1

VS



GEORGIA TECH YELLOW JACKETS (5-5, 4-3)

AP/Coaches Rank: -/
Head Coach: Brent Key (1st year)
Overall Record: 9-9 (.500)
at Georgia Tech: 9-9 (.500)
vs. Syracuse: 0-0

OPENING DRIVE

ORANGE TRAVEL TO GEORGIA TECH IN FINAL ROAD CONTEST

- Syracuse makes a rare trip to Atlanta to face Georgia Tech on Saturday. It will be the Orange's final road contest of the 2023 regular season.
- The game will air on ACC Network, with Wes Durham (PxP), Tim Hasselbeck (analyst) and Taylor Tannebaum (reporter) on the call.
- The Orange will try to become bowl eligible for the second-straight year. It would be the first time Syracuse has gone to a bowl game in back-to-back seasons since 2012 and 2013.

2023 SCHEDULE/RESULTS

Overall Record: 5-5 • **ACC Record:** 1-5
Home: 3-2 • **Away:** 1-3 • **Neutral:** 1-0 • **Streak:** W1

Date	Opponent (TV)	Time/Result
Sept. 2	COLGATE (ACCNX)	W, 65-0
Sept. 9	WESTERN MICHIGAN (ACCNX)	W, 48-7
Sept. 16	at Purdue (NBC)	W, 35-20
Sept. 23	ARMY (ACCN)	W, 29-16
Sept. 30	CLEMSON * (ABC)	L, 14-31
Oct. 7	at North Carolina * (ESPN)	L, 7-40
Oct. 14	at Florida State * (ABC)	L, 3-41
Oct. 26	at Virginia Tech * (ESPN)	L, 10-38
Nov. 3	BOSTON COLLEGE * (ESPN2)	L, 10-17
Nov. 11	vs. Pittsburgh *^ (ACCN)	W, 28-13
Nov. 18	at Georgia Tech * (ACCN)	8:00 p.m.
Nov. 25	WAKE FOREST *	TBA

* - ACC game
 ^ - at Yankee Stadium (Bronx, N.Y.)
 Home games in **BOLD CAPS**
 All times Eastern

SEE THE ORANGE RUN

- Syracuse rushed for a season-high 392 yards in its victory against Pittsburgh.
- It's the seventh-highest, single-game total in the FBS this season and the most rushing yards for an ACC squad in 2023.
- The Orange's ground attack produced their most rushing yards since the 1996 Liberty Bowl (396 yards).
- Syracuse ran 74 plays in the victory over the Panthers, 65 of which were run plays. The 65 rushing attempts are the highest total for the Orange in an ACC game and the most for 'Cuse under the direction of head coach **Dino Babers**.
- Conversely, Syracuse attempted just nine passes, which are the fewest for the Orange in an ACC contest and the least amount of attempts since 2000 against Buffalo (9). The five completed passes tied for the fewest in an ACC game.

THREE'S NOT A CROWD

- The Orange had three players rush for more than 100 yards against Pittsburgh, led by TE **Dan Villari's** career high 154 yards. QB **Garrett Shrader** finished with 105, while RB **LeQuint Allen Jr.** had 102 yards.
- It marked the first time since 1997 that Syracuse had three 100-yard rushers in the same game. That year, Kyle McIntosh (136), Dee Brown (117) and Donovan McNabb (100) accomplished the feat against Miami.
- Saturday's game marked the second time this season that a non quarterback or running back led an ACC team in rushing this season (NC State WR KC Concepcion vs. Clemson) and the third time in the FBS this season (Hawaii P Matthew Shipley vs. San Jose State).

VILLARI DOES IT ALL

- TE **Dan Villari** led Syracuse on the ground and through the air in its victory against Pittsburgh.
- He set the school record for most rushing yards by a tight end with a career-high 154 yards. His 17 carries were also a career high.
- The 154 yards rank 11th on the 2023 ACC single-game leader list.
- Villari also threw the ball five times. He completed three of those passes for 12 yards.
- Villari converted to tight end from quarterback prior to the 2022 season. He has recorded career highs in receptions (19) and receiving yards (167) this season.

WHAT'S INSIDE

Media Information.....2	Start Chart.....14
Matchup/Series History.....3	Roster/Pronunciations.....15
Notes.....4-9	Social Media Roster.....16-17
Team.....4	Player Notes.....18-21
Offense.....5-6	Game Summaries.....22-25
Defense.....7	Stats.....25-37
Special Teams.....8	Starting Lineups.....33
Miscellaneous.....9	Long Plays.....34
Orange in the NFL.....8	Scoring Drives.....35
Dome.....9	Conversions/TOP.....35
On This Date.....9	Red-Zone Stats.....36
Overtime History.....9	Superlatives.....37
ACC Standings/Polls.....10	Last Time That.....38-40
HC Dino Babers.....11-12	
Assistant Coaches.....13	
Depth Chart.....14	

NUMBERS TO KNOW


- 3** Syracuse had three players rush for more than 100 yards against Pittsburgh.
- 3** The Orange have three defensive touchdowns this season, which rank ninth in the nation.
- 9** LB **Marlowe Wax** ranks ninth in the nation in solo tackles, averaging 5.5 per game.
- 30** QB **Garrett Shrader** ranks fourth on Syracuse's career rushing touchdowns leader list with 30.



MEDIA CONTACTS

SYRACUSE ATHLETIC COMMUNICATIONS

1301 East Colvin Street, Syracuse, NY 13244
Office: 315-443-2608 | Web: Cuse.com



TYLER CADY
Football SID
Assistant Director/
Athletic Communications
(315) 443-2608 (O)
(315) 941-6569 (C)
tpcady@syr.edu



SUSIE MEHRINGER
Assistant Director/
Athletic Communications
(315) 443-2608 (O)
(315) 403-0347 (C)
skmehr@syr.edu



SUE EDSON
Executive Sr. Associate AD/
Chief Communications Officer
(Credential Contact)
(315) 443-2608 (O)
(315) 952-4787 (C)
sedson@syr.edu

ACC COMMUNICATIONS

4512 Weybridge Lane, Greensboro, NC 27407
Office: 336-854-8787 | Web: theACC.com

Amy Yakola, Chief of External Affairs
Andy Fledderjohann, Assistant Commissioner

SOCIAL MEDIA

Join the conversation about all things Syracuse across various social media platforms, including Facebook, Twitter, YouTube, Instagram and Snapchat.



/CuseFootball
/Cuse



@CuseFootball
@Cuse



/Syracuse Orange



@CuseFootball
@Cusepics



@Cuse



@Cuse

WEEKLY MEDIA SCHEDULE



- Dino Babers News Conference - 11 a.m. in Iocolano-Petty Football Complex Auditorium
- Deadline to request Tuesday student-athlete interviews - 11 a.m.
Submit requests (max. 2) to Tyler Cady (tpcady@syr.edu)



- Student-Athlete Interviews - 10:05 a.m.
- Game notes on Cuse.com



- No media availability



- AmeriCU Dino Babers Radio Show
Live from 7 to 8 p.m. on TK99/105



- No media availability



- Game #11 - Syracuse at Georgia Tech (8 p.m., ACC Network)

GENERAL MEDIA INFORMATION

INTERVIEWS

Interviews with all Orange student-athletes and Coach Dino Babers **MUST** be arranged through the Syracuse Athletic Communications Department. Contact Tyler Cady, Football SID, via email at tpcady@syr.edu or by calling (315) 443-2608. Please give as much advance notice as possible when requesting interviews. Personal phone numbers will not be distributed to media and student-athletes should not be contacted directly by phone, email or social media to arrange interviews or answer questions.

CREDENTIAL REQUESTS

Season and individual game requests for working press credentials for media and professional scouts should be made online via the PressPass media credential system. Please visit www.SportsSystems.com/Syracuse to apply for credentials. Requests should be made at least two weeks prior to the game. All media material (notes, media guides, stats) will be available digitally and will not be provided in the press box.

MEDIA PARKING

Parking for media is limited. Passes are issued on a priority basis within the same guidelines as working credentials.

MEDIA GUIDE

The 2023 media guide will be exclusively digital this season. Media can access the publication on Cuse.com under additional links on the football page.

POSTGAME INTERVIEWS

Postgame interviews will take place in the Kuhn Gameday Lounge Presented by Hidden Level. The space is a hospitality area through halftime. Media can not setup their equipment until the third quarter.

ACC MEDIA PORTAL

The ACC and XOS Digital have partnered to provide individual highlight packages from all ACC-controlled regular-season football games to approved TV news affiliates for the 2023 season. Upon the conclusion of each game, highlights will be available to download and use in televised news programming at no cost. Outlets may access the highlights, along with any weekly head coach press conferences, through the ACC Media Portal. This portal replaces the ACC Video Clip Service (AVCS). The use of game highlights provided through the ACC Media Portal are subject to the restrictions outlined in the ACC News Access Guidelines. Interested affiliates should email licensing@xosdigital.com to register for the ACC Media Portal and for additional information. Approved affiliates will receive a confirmation email along with credentials to access the portal.

COLLEGEPRESSBOX.COM

Collegepressbox.com is the official media website for Division I football. Access and download weekly game notes, quotes, statistics, media guides, headshots, logos and more for each conference and its member schools. Register for access at collegepressbox.com/register.

GAME #11 MATCHUP: GEORGIA TECH

SERIES HISTORY

- Syracuse and Georgia Tech will meet for the fifth time when they take the field on Saturday.
- The Yellow Jackets have won three of the four previous contests between the two teams, including the only game played in Atlanta.
- Georgia Tech is one of the teams the Orange have faced the least since joining the ACC. Syracuse has played Miami just once and taken on the Yellow Jackets and Virginia twice.
- The first two meetings between the squads were played at neutral sites. The first took place in the 2001 Kickoff Classic in Giants Stadium. The second was a showdown in the 2004 Champs Sports Bowl in Orlando.

LAST TIME VS. GEORGIA TECH

- Syracuse jumped out to an early lead and never looked back in a 37-20 victory.
- RB Sean Tucker scored twice in the first quarter on runs of 38 and four yards. He surpassed 100 yards rushing for the first time in his career, finishing with 112 on 24 carries.
- QB Tommy DeVito was 13-for-24 for 194 yards and two touchdowns.
- The 'Cuse defense intercepted four Georgia Tech passes, and DB Trill Williams' 43-yard pick six closed out the scoring.
- RB Jahmyr Gibbs rushed for 105 yards on 18 attempts for the Yellow Jackets.

SYRACUSE-GEORGIA TECH

CONNECTIONS

- Syracuse has four players from Georgia – LB **Derek McDonald** (Atlanta), **Carlos Del Rio-Wilson** (Atlanta), DB **Myles Farmer** (Atlanta) and LB **Kadin Bailey** (Jefferson).

- Georgia Tech has one player from New York – QB Aidan Semo (New Windsor).
- Georgia Tech TE Luke Benson played three seasons at Syracuse (2019-21).
- Syracuse DB **Alijah Clark** and Georgia Tech LB Austin Dean were teammates at Rutgers in 2021.
- Orange DL **Braylen Ingraham** was teammates with Georgia Tech WR Christian Leary and DL Kevin Harris at Alabama.
- 'Cuse QB **Carlos Del Rio-Wilson** was teammates with Georgia Tech LB Myles Forristall and DB/LS Kace Adams at Cartersville High School (Georgia).
- Syracuse LB **Derek McDonald** was teammates with Georgia Tech LS Ryan Mannelly at the Marist School (Georgia).
- Orange DB **Myles Farmer** attended Westlake High School (Georgia) as did Georgia Tech DB Myles Sims, DB Clayton Powell-Lee, DL Horace Lockett and OL Jakiah Leftwich.
- 'Cuse WR **Nick Armentano**, WR **Kyle Acker** and OL **Ted Olsen** attended IMG Academy (Florida), as did Georgia Tech RB Evan Dickens.
- Syracuse cornerbacks coach **Travis Fisher** served on the UCF coaching staff with Georgia Tech head coach Brent Key in 2013 and 2015.
- Syracuse offensive coordinator **Jason Beck** and Georgia Tech special teams coordinator Ricky Brumfield served together on the Virginia coaching staff from 2018-2020.
- Georgia Tech special teams coordinator Ricky Brumfield worked under Syracuse special teams coordinator **Bob Ligashesky** as a volunteer assistant with the Pittsburgh Steelers (2007-09).
- Orange cornerbacks coach **Travis Fisher** and Georgia Tech safeties coach Andrew Thacker were members of the UCF staff in 2017.
- 'Cuse defensive line coach **Chris Achuff** was on the UT Martin coaching staff with Georgia Tech offensive line coach Geep Wade (2006-07).

SERIES CAPSULE

Series Record: Georgia Tech leads, 3-1
at Syracuse: Syracuse leads, 1-0
at Georgia Tech: Georgia Tech leads, 1-0
Neutral: Georgia Tech leads, 2-0
Last Syracuse Win: 2020 (37-20)
Last Georgia Tech Win: 2013 (56-0)
Largest SU Margin of Victory: 17 (37-20, 2020)
Largest GT Margin of Victory: 56 (56-0, 2013)

SERIES HIGHS

Rushing: SU, Sean Tucker 24-112 (2020)
GT, P.J. Daniels 17-119 (2004)
Passing: SU, Perry Patterson 21-34-219 (2004)
GT, George Godsey 15-26-224 (2001)
Receiving: SU, Nykeim Johnson 4-87 (2020)
GT, Kelly Campbell 10-193 (2001)

SERIES HISTORY

Year	Result	Score	Location
2001	L	7-13	N
2004	L	14-51	N
2013	L	0-56	A
2020	W	37-20	H

TALE OF THE TAPE

Syracuse	Georgia Tech	
24.9 (81)	Scoring Offense	32.0 (35)
22.3 (42)	Scoring Defense	31.3 (107)
176.0 (41)	Rushing Offense	195.4 (22)
143.8 (54)	Rushing Defense	224.0 (129)
181.6 (110)	Passing Offense	248.8 (51)
237.4 (87)	Passing Defense	232.2 (74)
357.6 (87)	Total Offense	444.2 (24)
381.2 (70)	Total Defense	456.2 (127)
.765 (102)	Red Zone Offense833 (71)
185 (93)	First Downs	224 (30)
2.20 (57)	Sacks/Game	1.80 (94)
27:10 (123)	Time of Possession	27:54 (116)

GEORGIA TECH AT A GLANCE

2023 SCHEDULE

Sept. 1	Louisville	L, 34-39
Sept. 9	South Carolina State	W, 48-13
Sept. 16	at Ole Miss	L, 23-48
Sept. 23	at Wake Forest	W, 30-16
Sept. 30	Bowling Green	L, 27-38
Oct. 7	at Miami	W, 23-20
Oct. 21	Boston College	L, 23-38
Oct. 28	North Carolina	W, 46-42
Nov. 4	at Virginia	W, 45-17
Nov. 11	at Clemson	L, 21-42
Nov. 18	Syracuse	8:00 p.m.
Nov. 25	Georgia	TBA

2023 STATISTICAL LEADERS

Rushing	No.	Yds	Avg.	Lg	TD
J. Haynes	130	768	5.9	67	6
H. King	87	542	6.2	71	6

Passing	C-A-I	Pct.	Yds	TD
H. King	192-314-14	.611	2459	24
Z. Pyron	4-8-1	.500	21	0

Receiving	No.	Yds	Avg.	Lg	TD
M. Rutherford	38	428	11.3	55	3
E. Singleton Jr.	38	580	15.3	58	6

Defense	U-A	Total	Sacks	TFL
C. Powell-Lee	25-31	56	0-0	0.5-1
J. King	30-26	56	0-0	1.0-3



RECORD: 5-5

Home: 2-3; Away: 3-2; Neutral: 0-0

- Georgia Tech lost to Clemson, 42-21, last Saturday, snapping its two-game winning streak.
- Head coach Brent Key in his first year at the helm of the Georgia Tech program. He guided the Yellow Jackets to a 4-4 record over the final eight games of the 2022 campaign as interim head coach. Key served as Georgia Tech's assistant head coach/offensive line coach/run game coordinator for three-plus seasons at his alma mater.
- Georgia Tech ranks third in the ACC in total offense (44.2 ypg.) and fourth in scoring offense (32.0 ppg.). In addition, the Yellow Jackets' 42 touchdowns this season rank third in the league.
- QB Jamal Haynes King leads the ACC and ranks ninth in the nation with 24 touchdown passes. He also leads the conference and ranks seventh nationally in points responsible for this season (182).
- RB Jamal Haynes has 768 rushing yards this season, which is good for fifth in the ACC. He has recorded six rushing touchdowns.
- DB Jaylon King leads the Yellow Jackets with four interceptions this season, which tie for second in the ACC. He is tied for the team lead in tackles with 56.

AGAINST THE ACC

	Gms	W	L	T
Boston College	57	34	23	0
Clemson	12	2	10	0
Duke	5	1	4	0
Florida State	16	2	14	0
Georgia Tech	4	1	3	0
Louisville	21	8	13	0
Miami (Fla.)	23	7	16	0
North Carolina	7	3	4	0
NC State	16	3	13	0
Pittsburgh	79	33	43	3
Virginia	6	3	3	0
Virginia Tech	20	11	9	0
Wake Forest	12	6	6	0
Totals	278	114	161	3

SYRACUSE STATISTICAL RANKINGS

2023 TEAM

Category (Value)	NCAA	ACC
3rd-Down Pct. (.410)	52	6
Opp. 3rd-Down Pct. (.417)	95	13
4th-Down Pct. (.417)	98	14
Opp. 4th-Down Pct. (.400)	27	2
Blocked Kicks (1)	47	4
Blocked Kicks Allowed (0)	1	1
Blocked Punts (1)	14	2
Blocked Punts Allowed (0)	1	1
Completion Pct. (.597)	76	8
Defensive TDs (3)	9	2
Fewest Penalties (70)	108	13
Fewest Penalties Per Game (7.00)	108	13
Fewest Penalty Yards (606)	104	10
Fewest Penalty Yards/Game (60.60)	106	10
1st Downs Defense (211)	90	11
1st Downs Offense (185)	93	11
Fumbles Lost (6)	68	9
Fumbles Recovered (11)	2	1
Kickoff Return Defense (18.33)	50	3
Kickoff Returns (17.09)	109	12
Net Punting (39.8)	43	5
Passes Had Intercepted (11)	105	9
Interceptions (7)	81	9
Passing Offense (181.6)	110	12
Passing Defense (237.4)	87	14
Yards Per Completion (11.79)	79	12
Punt Return Defense (15.62)	123	13
Punt Returns (8.52)	64	9
Red Zone Defense (.778)	30	6
Red Zone Offense (.765)	102	13
Rushing Defense (143.8)	54	6
Rushing Offense (176.0)	41	6
Sacks Allowed Per Game (2.8)	103	12
Scoring Defense (22.3)	42	7
Scoring Offense (24.9)	81	10
TFLs Allowed Per Game (5.8)	73	10
Passing Efficiency (126.92)	84	9
Passing Efficiency Defense (126.09)	46	8
Sacks Per Game (2.20)	57	10
TFLs Per Game (6.6)	26	5
Time of Possession (27:10)	123	14
Total Defense (381.2)	70	11
Total Offense (357.6)	87	10
Turnover Margin (0.10)	53	6
Turnovers Gained (18)	18	5
Turnovers Lost (17)	98	8
Winning Percentage (.500)	59	9

2023 INDIVIDUAL (Top 20)

Category (Value)	NCAA	ACC
Marlowe Wax, LB		
Solo Tackles (53)	9	2
Forced Fumbles (3)	12	1
Justin Barron, DB		
Forced Fumbles (3)	12	1
Terry Lockett, DL		
Fumbles Recovered (3)	3	1
Jayden Bellamy, DB		
Fumbles Recovered (2)	12	2
Jack Stonehouse, P		
Punting (46.8)	9	2

GAME NOTES: TEAM

A WIN WOULD ...

- Improve **Dino Babers'** record to 42-54 as head coach of the Orange.
- Make Syracuse bowl eligible for the second-straight year.
- Give Syracuse its 754th all-time victory (includes 11 wins from 2004-06 that were vacated by the NCAA). The Orange currently rank 21st on the FBS ledger of winningest programs. Syracuse is one of 34 FBS schools to have accumulated 700+ wins.

NEXT PHASE OF LALLY ATHLETICS COMPLEX UNDERWAY

- The momentum continues for the renovation of the home of the Orange - the John A. Lally Athletics Complex. Construction has begun on a new Football Operations Center and the "One Team" Olympic Sports Center.
- The Football Operations Center will provide significant upgrades to the student-athlete experience and help them meet their performance goals. The facility will feature increased sports medicine space and student-athlete recovery rooms, a new and expanded team cafeteria and nutrition space, as well as a new locker room, position meeting rooms and coaches' offices, among other amenities.
- The "One Team" Olympic Sports Center will feature an expanded sports medicine center, student-athlete lounge and recovery space, and a cafeteria and dining center.

NON-CONFERENCE SUCCESS

- Syracuse defeated Army to complete a perfect record (4-0) outside league play for the first time since joining The BIG EAST in 1991.
- Last season, Syracuse posted a 3-1 record in its non-conference schedule, matching the previous best mark under head coach Dino Babers. The Orange also posted 3-1 non-conference records in 2018, 2019 and 2021.
- 'Cuse is 12-5 in its 17 home non-league games under Babers.
- Under Babers, Syracuse has outscored its non-conference opponents in the Loud House, 699-363.

BABERS RISING IN THE RANKS

- Saturday's game will be head coach **Dino Babers'** 95th game coached at Syracuse, which rank as the fourth-most games coached at SU (behind Ben Schwartzwalder - 247, Paul Pasqualoni - 167, Dick MacPherson - 116).
- Babers coached the 148th game of his career in the win against Pittsburgh. In his 10-plus seasons as a sideline leader at Eastern Illinois, Bowling Green and Syracuse, Babers holds an overall record of 78-70 (.527).

HOME SWEET HOME

- Under **Dino Babers**, Syracuse is 27-23 at home. Home field success has been a staple at all three of his coaching stops, with Babers' teams combining to go 45-27 when defending their home field.
- The Orange were undefeated in the Loud House in 2018, going 6-0 in the building. The 2018 campaign was SU's fourth perfect home season since 1980; the three previous unbeaten campaigns (all 6-0) were in 1987, 1988 and 2001.

YOUNG ORANGE

- Syracuse has one of the youngest rosters in the nation. The Orange have seven players who will complete their final year of eligibility in 2023.
- That ranks second nationally behind Old Dominion's six.
- Colorado (12) is the only other Power 5 team with less than 15.
- In addition, nine different players have made their first career starts this season, including five on the defensive side of the ball.

ACC SUCCESS

- ACC teams are continuing a strong 2023 campaign, posting an 35-15 record in non-conference play through the first eight weeks of the season.
- The league has an 8-7 record against Power 5 teams, making it one of two P5 conferences with a winning record against each other.
- The record includes a 4-2 mark versus the SEC and and 4-3 versus the Big Ten.

ORANGE NAME TEAM CAPTAINS

- Senior **Garrett Shrader** (offense), junior **Damien Alford** (offense), redshirt senior **Isaiah Johnson**, (defense), junior **Marlowe Wax** (defense), junior **Justin Barron** (special teams) and sophomore **Brady Denaburg** (special teams) will serve as team captains this season.
- Captains are elected via two team votes. Shrader, Wax and Barron were elected by their teammates in the spring. Johnson, Denaburg and Alford were voted on at the end of fall camp.

INTERNATIONAL FLAVOUR

- The Orange roster features seven players born outside the United States, including two from both Canada and Germany.
- Syracuse ranks third for the most foreign-born players on their FBS roster. Temple leads the way with 10.
- Redshirt senior **Yosuke Sugano** is one of three FBS players from Japan. He joins New Mexico's Ray Iwai and Colorado State's Hidetora Hanada.

Syracuse Foreign-Born Players

Name, Pos.	Country
Damien Alford, WR	Canada
Maximilian Mang, TE	Germany
Lysander Moeolo, OL	American Samoa
Max Perricone, WR	Canada
Mark Petry, OL	Germany
Yosuke Sugano, LB	Japan
Maximilian Von Marburg	Australia

GAME NOTES: OFFENSE

SHRADER POSES DUAL THREAT

- QB **Garrett Shrader** has proven to be a threat through the air and on the ground.
- He is one of three active FBS quarterbacks with more than 6,000 yards passing and 2,000 yards rushing, joining LSU's Jayden Daniels and UTSA signal caller Frank Harris.
- Shrader ranks fourth on Syracuse's record list for touchdowns responsible for with 66. His 36 career touchdown passes at Syracuse rank sixth in the 'Cuse record book, while his 30 rushing touchdowns at SU are fourth.
- He ranks ninth on the ACC's career list for most rushing touchdowns by a quarterback.

Career 2,000+ Rushing/6,000+ Passing Yards

Player (gms)	Pass	Rush
Jayden Daniels (53)	12,101	3,066
Garrett Shrader (47)	6,830	2,224
Frank Harris (52)	11,253	2,005

ALL-PURPOSE ALLEN

- RB **LeQuint Allen** has scored eight touchdowns this season, which lead the team and rank eighth in the ACC.
- Allen is fifth in the ACC in all-purpose yards (1,002). He has two punt returns this season for 29 yards.
- He also leads the Orange in receptions with 27.
- In his first collegiate start - the Bad Boy Mowers Pinstripe Bowl - Allen tallied 154 yards from scrimmage and caught 11 passes in the bowl game, breaking Marvin Harrison's SU record (7) for most receptions in a bowl game.
- Allen also recorded rushing, passing and receiving touchdowns in 2022, making him the first SU player to accomplish that trio in the same season since 1989.

ON THE RUN

- QB **Garrett Shrader** scored a career-high four touchdowns in the win at Purdue.
- It's a single-game school record for rushing touchdowns by a quarterback. It marked the 11th time in program history that a player at any position has scored four or more rushing touchdowns in a game.
- Shrader increased his Syracuse rushing TD total to 30 with a 21-yard run against Pittsburgh, which put him in sole possession of fourth place on the 'Cuse record list.
- Shrader is tied for the team lead and tied for eighth in the ACC in rushing touchdowns with seven this season.
- Shrader ranks sixth in career touchdowns responsible for at Syracuse, with 66 despite playing in just 33 games at SU.
- In 2021, Shrader became just the third Syracuse quarterback since 1979 to post back-to-back 100-yard rushing games (Florida State, Wake Forest). Bill Hurley was the first to accomplish the feat in 1979 (Northwestern, Washington State), while Eric Dungey matched Hurley's performance in 2017 (Miami, Florida State).
- Shrader has three of the top 20 ACC quarterback single-game rushing performances of all-time.
- He now ranks ninth on the ACC's career list for most rushing touchdowns by a quarterback.

CONSECUTIVE GAMES PLAYED WITH A RECEPTION

Name	Streak	2023 Rec.	Career Rec.	Started
LeQuint Allen, RB	9	27	44	9/9/23
Oronde Gadsden II, TE #	5	7	70	11/19/22
Max Mang, TE	1	2	8	11/11/23
Garrett Shrader, QB	1	4	5	11/11/23
Elijah Wright, OL	1	1	1	11/11/23

streak remains intact if player DNP

CENTURY CLUB

- RB **LeQuint Allen Jr.** has rushed for more than 100 yards in three of his past four games. He has a total of five 100+ yard rushing performances this season, increasing his career total to six.
- He rushed for a career-high 142 yards against Boston College.
- Allen's five 100+ yard rushing games rank tied for second in the ACC. Only North Carolina's Omarion Hampton (6) has more.
- The sophomore ranks fourth in the ACC in rushing yards (798) and tied for eighth in rushing TDs (7).

DYNAMIC DUO

- QB **Garrett Shrader** and RB **LeQuint Allen Jr.** have led the Syracuse ground attack this season that averages 176.0 yards per game.
- Allen and Shrader have both rushed for seven touchdowns this seasons, which tie for eighth in the ACC.
- The tandem ranks sixth in the ACC for rushing touchdowns by a pair of teammates (14).

ACC Rushing Touchdown Tandems

1. Omarion Hampton/ Drake Maye (UNC)	21
2. Jawhar Jordan/Isaac Guerendo (UofL)	18
3. Jordan Travis/Trey Benson (FSU)	17
4. Thomas Castellanos/Kye Robichaux (BC)	16
Jordan Waters/Riley Leonard (Duke)	16
6. LeQuint Allen Jr./Garrett Shrader (SU)	14

SHRADER CLIMBING THE CHARTS

- QB **Garrett Shrader** has thrown 10 touchdown passes this season, increasing his Syracuse career total to 36.
- His 86-yard touchdown pass to WR **Donovan Brown** against Western Michigan is the longest pass play in the ACC this season.
- Shrader passed for a career-high four touchdowns in the win against Colgate. That total ties for fourth on the school single-game record list.

Syracuse Career Passing Touchdowns

1. Donovan McNabb	77	1995-98
2. Ryan Nassib	70	2009-12
3. Eric Dungey	58	2015-18
4. Marvin Graves	48	1990-93
5. Don McPherson	46	1983-87
6. Garrett Shrader	36	2021-

SHRADER SCORING

- QB **Garrett Shrader** ranks fifth among active FBS players with 36 rushing touchdowns. Shrader ranks second among FBS quarterbacks, trailing Oregon's Bo Nix (37). Michigan's Blake Corum (49) has the most rushing TDs among current players.
- Shrader has 30 rushing TDs as a member of the Orange, which ranks fourth on the Syracuse record list.
- He scored six touchdowns on the ground as a freshman at Mississippi State in 2019.
- Shrader had a career-high 14 touchdowns in 2021. He is tied for the team lead this season with seven.

QUICK FACTS

GENERAL INFORMATION

Location	Syracuse, N.Y.
Founded	1870
Enrollment	14,479 (undergrad), 21,322 (total)
Chancellor	Kent Syverud
Director of Athletics	John Wildhack
Faculty Athletics Representative	Mary Graham
Nickname	Orange
Color	Orange
Mascot	Otto the Orange
Fight Song	Down the Field
Affiliation	NCAA Division I (FBS)
Conference	Atlantic Coast (Atlantic Division)

COACHING STAFF

Head Coach	Dino Babers
Alma Mater	Hawaii '84
Career Record	78-70 (11th year)
Record at Syracuse	41-54 (8th year)

Jason Beck	Offensive Coordinator/Quarterbacks
Rocky Long	Defensive Coordinator/Linebackers
Bob Ligashesky	Special Teams Coordinator
Chris Achuff	Defensive Line
Nunzio Campanile	Tight Ends
Steve Farmer	Offensive Line
Travis Fisher	Cornerbacks
Michael Johnson	Wide Receivers
Mike Lynch	Running Backs
Darrell Perkins	Safeties/Rovers

PLAYER INFORMATION

Lettermen Returning/Lost	56/21
Offense	26/11
Defense	26/8
Specialists	4/2

RETURNING STARTERS

Offense (6): WR Damien Alford (R-Jr.), OL Chris Bleich (R-Sr.), OL Kalan Ellis (Jr.), TE Oronde Gadsden II (Jr.), WR Trebor Pena (Jr.), QB Garrett Shrader (Sr.)

Defense (7): ROV Justin Barron (Jr.), FS Alijah Clark (Jr.), NT Kevon Darton (R-Jr.), DE Caleb Okechukwu (R-Sr.), BS Jason Simmons (Sr.), LB Stefan Thompson (R-So.), LB Marlowe Wax (Jr.)

Specialists (1): P Max von Marburg (So.)

TEAM HISTORY

First Year of Football	1889
All-Time Record *	753-575-49
ACC Record	27-61
Bowl Appearances	27
Bowl Record	16-10-1

* - Includes 11 wins from 2004-06 vacated by NCAA

CHARTING THE OFFENSE

100-YARD RUSHING GAMES

Name	2023	Career
Garrett Shrader	2	6*
LeQuint Allen	5	6
Juwaun Price	0	3 ^
Dan Villari	1	1

300-YARD PASSING GAMES

Name	2023	Career
Garrett Shrader	0	2

100-YARD RECEIVING GAMES

Name	2023	Career
Oronde Gadsden II	0	4
Umari Hatcher	1	1
Damien Alford	1	1

* Includes Mississippi State | ^ includes NM State



2023 SYRACUSE'S RECORD

September.....	4-1.....	.800
October.....	0-3.....	.000
November.....	1-1.....	.500
Thursday games.....	0-1.....	.000
Friday games.....	0-1.....	.000
Saturday games.....	5-3.....	.625
ACC home games.....	0-2.....	.000
ACC road games.....	0-3.....	.000
ACC neutral site games.....	1-0.....	1.000
Non-conference home games.....	3-0.....	1.000
Non-conference road games.....	1-0.....	.000
Non-conference neutral games.....	0-0.....	.000
Ranked home games.....	0-0.....	.000
Ranked road games.....	0-2.....	.000
Games decided 1-8 points.....	0-1.....	.000
Games decided 9-20 points.....	3-1.....	.750
Games decided by 21+ points.....	2-3.....	.400
When scoring 0-10 points.....	0-4.....	.000
When scoring 11-19 points.....	0-1.....	.000
When scoring 20-29 points.....	1-0.....	1.000
When scoring 30-39 points.....	1-0.....	1.000
When scoring 40+ points.....	2-0.....	1.000
When allowing 0-10 points.....	2-0.....	1.000
When allowing 11-19 points.....	2-1.....	.667
When allowing 20-29 points.....	1-0.....	.000
When allowing 30-39 points.....	0-2.....	.000
When allowing 40+ points.....	0-2.....	.000
Day games (before 6 p.m.).....	4-3.....	.571
Night games (6 p.m. or later).....	1-2.....	.333
Scoring first.....	3-0.....	1.000
Opponent scores first.....	2-5.....	.286
Leading after 1st quarter.....	4-1.....	.800
Tied after 1st quarter.....	0-0.....	.000
Trailing after 1st quarter.....	1-4.....	.200
Leading at halftime.....	3-0.....	1.000
Tied at halftime.....	0-0.....	.000
Trailing at halftime.....	2-5.....	.286
Leading after 3rd quarter.....	5-0.....	1.000
Tied after 3rd quarter.....	0-0.....	.000
Trailing after 3rd quarter.....	0-5.....	.000
No turnovers.....	1-1.....	.500
One turnover.....	3-0.....	.000
More than one turnover.....	1-4.....	.200
No takeaways.....	0-2.....	.000
One takeaway.....	1-2.....	.333
More than one takeaway.....	4-1.....	.800
Time of possession > 30:00.....	2-1.....	.667
Time of possession < 30:00.....	3-4.....	.429
With 100-yard rusher.....	4-2.....	.667
With 100-yard receiver.....	2-0.....	1.000
With 300-yard passer.....	0-0.....	.000

GAME NOTES: OFFENSE

1,000 YARD RECEIVERS

- WR **Damien Alford** and TE **Oronde Gadsden II** both surpassed 1,000 career receiving yards this season.
- Gadsden reached the milestone in the season opener against Colgate. He now has 1,060 career receiving yards in 38 games.
- He will miss the remainder of the season after suffering an injury in the Western Michigan game.
- Gadsden ranks 27th on Syracuse's all-time receiving yards leader list.
- Alford recorded his 1,000th receiving yard at Florida State. He ranks 26th on the school career leader list with 1,070 yards.

SPREADING THE WEALTH

- Seven different players have led the team in receiving yards in games this season.
- Syracuse has four players who have caught 20 or more passes this season and 10 who have at least one touchdown reception.
- Three players have 300+ yards receiving through 10 games. It marks the sixth time during head coach **Dino Babers'** tenure that the Orange have had three or more players record more than 300 yards receiving.
- WR **Damien Alford** leads the team with 389 yards and is third with 24 receptions.
- RB **LeQuint Allen** has caught a pass in nine-straight games and leads the team with 27 catches.
- WR **Umari Hatcher** caught a career-high six passes at North Carolina. He has a career-high 375 yards receiving this season. Hatcher had his first 100-yard receiving game with 105 yards against Colgate.
- TE **Dan Villari** is averaging 2.8 catches per game in his last four contests. He had a career-high 65 yards receiving against Clemson.
- WR **Donovan Brown** has 23 receptions for 305 yards. He caught an 86-yard touchdown pass from QB **Garrett Shrader** against Western Michigan for the longest completion in the ACC this season. Brown finished with a career-best 89 yards receiving and his first career TD.
- Ten receivers with a catch in the season opener against Colgate were the most receivers to record a reception since 10 players had a catch in last year's win at UConn.
- Six different players caught a touchdown pass against the Raiders, which is the highest single-game total in program history.
- Syracuse has had eight-plus players with a catch on 18 occasions under head coach **Dino Babers**.

NEW LOOK OFFENSIVE LINE

- Syracuse's starting offensive line against Pittsburgh had a combined 81 starts.
- **Chris Bleich** led the way with 37 career starts.
- The group also includes **Enrique Cruz** (15) and **Jakob Bradford** (10). **J'Onre Reed** made his 10th career start at the FBS level after transferring from Hutchinson Community College, while **Mark Petry** (8) made his eighth career start against the Eagles.
- **Joe Cruz** made his first career start against the Panthers.
- **David Wohlabaugh Jr.** (3) started the first two games of the year after transferring from Kentucky. He will miss the remainder of the season due to injury.
- The group helped the Orange record a school-record 677 yards of total offense in the season opener, including 271 yards on the ground. Syracuse allowed just one sack.
- The Orange had 10 players on their roster in 2022 that started a game at offensive line at the FBS level, and its four returning starters on the offensive line ranked sixth for the most at the FBS level last season.
- The Orange's 168 combined total offensive line starts on its roster tied for ninth in total starts at the FBS level last year.

COORDINATORS ABOUND

- Every member of Syracuse's offensive coaching staff this season has previously served as an offensive coordinator in their coaching career.
- OC **Jason Beck** held the same role at Simon Fraser in 2012, in addition to his play calling duties during last year's Pinstripe Bowl.
- RB coach **Mike Lynch** was previously the Orange's offensive coordinator in both 2018 - when the team won 10 games - and 2019, after previously serving as the co-offensive coordinator for the Orange (2016-17) and Bowling Green (2015).
- WR coach **Michael Johnson** has three different offensive coordinator stints under his belt. He was the San Francisco 49ers OC in 2010, UCLA's OC in 2011 and held the same role at Florida Atlantic in 2021.
- OL coach **Steve Farmer** previously held OC duties at Louisiana Monroe (2007-08, 2010-15) with a stop at Illinois State (2009) in between).
- TE coach **Nunzio Campanile** was the OC and interim head coach at Rutgers in 2019. He also was an OC for 10 years at the high school level with Don Bosco (2000-09), before being a high school head coach at Bergen Catholic (2010-17).

GAME NOTES: DEFENSE

DEFENSIVE TOUCHDOWNS

- Syracuse has three defensive touchdowns this season, marking the third time the unit has scored three times in a season under the direction of head coach **Dino Babers**.
- The Orange rank second in the ACC and ninth in the nation in defensive TDs.
- DB **Jayden Bellamy** became the latest member of the Mob to score a touchdown. He intercepted a Pittsburgh pass and returned it 23 yards for a touchdown.
- DB **Jeremiah Wilson** made his first career start in the season opener and recorded his first career interception, which he returned 34 yards for a touchdown.
- DB **Jason Simmons Jr.** had a pick six in the victory against Western Michigan.
- Syracuse had three defensive touchdowns last season, which tied the Orange for 12th in the nation.

WAX ON, WAX OFF

- LB **Marlowe Wax** emerged as a leader on Syracuse's defense last season.
- He forced his third fumble of the season against Clemson, giving him seven in his career. That total ties for fourth on Syracuse's career leader list.
- Wax took over the team lead in tackles with a career-high 14 at Virginia Tech. He now has 83 this season.
- His 5.5 solo tackles per game rank second in the ACC and ninth in the nation.
- He is tied for seventh with Clifton Smith (1999-02) on Syracuse's career leader list for tackles for loss with 34.5.
- Wax forced two fumbles, had an interception that he returned for 14 yards and broke up a pass against Purdue.
- He became the first member of the Orange to force two fumbles and record an interception in a game since Dave Rebar in 1994 against Rutgers.
- He entered 2023 on the Bednarik, Butkus and Lombardi Award watch lists.

TAKETH AWAY

- Syracuse has forced 18 turnovers this season, including a season-high four against Purdue and Pittsburgh. The Orange are tied for fifth in the ACC and 18th in the nation in turnovers gained.
- 'Cuse has registered at least one takeaway in 58 out of 82 games, dating back to the 2017 season finale against Boston College.
- In all, Syracuse has gained 124 turnovers (59 fumble recoveries, 65 INTs) during that time, an average of 1.5 per contest.
- The Orange had the third-most takeaways in the FBS in 2020, with 24, finishing in the top-12 nationally in the statistic for the third-straight season. Syracuse ended up third in 2018 (31), 12th in 2019 (25) and third in 2020 (24). The team was 58th in 2022.

TRENDING UP

- Since the start of the 2021 season, the Orange have held their opponents to less than 400 yards 25 times. Only Clemson (30) and NC State (26) have done it more times among ACC teams.
- In 2023, Syracuse has held six of its 10 opponents to less than 400 yards of total offense. Two of the four that have gained 400+ yards rank in the top 25 in the nation in total offense (No. 3 North Carolina and No. 23 Florida State).
- Last season, Syracuse allowed 328.6 yards per game, which was its lowest total since the 2010 season (301.5 ypg.).

THE MOB

- The Syracuse defense adopted the "Mob" as its moniker last season.
- DL **Caleb Okechukwu** and LB **Marlowe Wax** helped launch The Mob podcast, which can be found on Syracuse Athletics' YouTube page in video form and some mainstream podcast networks such as Spotify.

ROCKY'S ROVER

- DB **Justin Barron** is thriving at the rover spot. He has already recorded a career-high 67 tackles this season, which rank second on the team.
- Barron posted a career-high 13 tackles at North Carolina, marking his first double-digit tackle performance of his career.
- He ranks second on the team in total tackles (67). In addition, he leads the team in pass breakups (6) and is tied for the top spot in forced fumbles (3).
- Barron is in the rover spot on Long's defense, which was first played by Long's Hall of Fame protege Brian Urlacher in the system.

TURNOVER TALE

- 'Cuse has won the takeaway battle in 36 of its last 73 games (13 of the remaining 37 were even).
- Syracuse has ranked in the top-15 in turnover margin in three of the last six seasons.
- Since the start of the 2018 season, Syracuse's 123 takeaways rank ninth among FBS schools.

Turnovers Gained (Since start of 2018)

Rk.	Team	Takeaways
1.	Clemson	138
2.	Iowa	131
3.	Troy	129
4.	Cincinnati	129
5.	Middle Tennessee	128
	Notre Dame	126
7.	Illinois	126
8.	Western Kentucky	125
9.	Syracuse	123
10.	Utah State	122
	App State	

SEEING RED

- Syracuse ranks sixth in the ACC and 30th in the nation in red zone defense (.778).
- Opponents have had 36 chances from the red zone this season and have scored on 28.
- The breakdown includes nine rushing touchdowns, six passing touchdowns and 13 field goals.

WELCOME BACK

- DL **Terry Lockett** and LB **Stefon Thompson** are making an impact after returning from season-ending injuries a year ago.
- Lockett has started the last seven games and has 24 tackles. He leads the team with three fumble recoveries, which lead the ACC and rank third in the nation. Lockett also has recorded two pass breakups and two quarterback hurries.
- Thompson had his best performance of the season at North Carolina where he registered eight tackles and a quarterback hurry. He forced his first fumble of the season against Pittsburgh.

FUTURE SCHEDULES

2024

Aug. 31 vs. Ohio
Sept. 21 at Army West Point
TBD vs. UConn
TBD vs. Holy Cross

ACC Home Games: Miami, Virginia Tech, Georgia Tech, Stanford **ACC Away Games:** Boston College, Pittsburgh, Cal, NC State

2025

Aug. 30 vs. Tennessee (in Atlanta, GA)
Sept. 6 vs. UConn
Sept. 27 vs. Army West Point
TBD at Notre Dame

ACC Home Games: Boston College, Pittsburgh, Duke, North Carolina **ACC Away Games:** Clemson, Miami, Georgia Tech, SMU

2026

Sept. 5 vs. New Hampshire
Sept. 26 at Army West Point
Oct. 3 vs. UConn
TBD at Notre Dame

ACC Home Games: Clemson, SMU, Louisville, Cal **ACC Away Games:** Boston College, Pittsburgh, North Carolina, Virginia

2027

Sept. 4 at Penn State
Nov. 6 at UConn

ACC Home Games: Boston College, Pittsburgh, NC State, Florida State **ACC Away Games:** Georgia Tech, Stanford, Louisville, Virginia Tech

2028

Sept. 9 vs. Penn State

ACC Home Games: Louisville, Miami, Wake Forest, Virginia **ACC Away Games:** Boston College, Pittsburgh, Clemson, Duke

2029

TBD vs. Morgan State

ACC Home Games: Boston College, Pittsburgh, SMU, Virginia Tech **ACC Away Games:** Cal, Louisville, Florida State, Virginia

2030

ACC Home Games: Florida State, Stanford, Louisville, Georgia Tech **ACC Away Games:** Boston College, Pittsburgh, Wake Forest, SMU

2034

TBD at Notre Dame

2037

TBD vs. Notre Dame

CHARTING THE DEFENSE

10+ TACKLES GAMES

Name	2023	Career
Marlowe Wax	2	8
Justin Barron	2	2
Jeremiah Wilson	1	1
Jayden Bellamy	1	1
Derek McDonald	1	1
Anwar Sparrow	0	1
Alijah Clark	0	1
Stefon Thompson	0	1
Myles Farmer	0	1*

MULTIPLE SACK GAMES

Name	2023	Career
Marlowe Wax	1	3
Stefon Thompson	0	2
Caleb Okechukwu	0	2
Leon Lowery	1	1

* includes Nebraska

HONOR ROLL

LeQuint Allen	ACC Running Back of the Week (9/18) Doak Walker Award Watch List
Chris Bleich	ACC Offensive Lineman of the Week (9/18) Senior Bowl Watch List
Ike Daniels	ACC Rookie of the Week (9/4)
Kevon Darton	Burlsworth Trophy Nominee
Kalan Ellis	Polynesian Player of the Year Watch List
Oronde Gadsden II	AP Preseason All-America Sporting News Preseason All-America Phil Steele Preseason All-America Maxwell Award Watch List Biletnikoff Award Watch List AP Preseason All-ACC Team Preseason All-ACC Team
Josh Ilaoa	Polynesian Player of the Year Watch List
Isaiah Johnson	Senior Bowl Watch List
Terry Lockett	Comeback Player of the Year Watch List
Trebora Pena	Paul Hornung Award Watch List
Garrett Shrader	Davey O'Brien Award Great 8 (9/18) ACC Quarterback of the Week (9/18) Campbell Trophy Semifinalist Maxwell Award Watch List Davey O'Brien Award Watch List Johnny Unitas Award Watch List Manning Award Watch List Wuerffel Trophy Watch List Senior Bowl Watch List
Jack Stonehouse	Ray Guy Award Watch List
Stefon Thompson	Comeback Player of the Year Watch List
Marlowe Wax	Bednarik Award Watch List Butkus Award Watch List Lombardi Award Watch List Senior Bowl Watch List

ORANGE IN THE NFL

Name	Pos.	Team
Matthew Bergeron	OL	Atlanta Falcons
Andre Cisco	S	Jacksonville Jaguars
Riley Dixon	P	Denver Broncos
Zaire Franklin	LB	Indianapolis Colts
Trishton Jackson	WR	Minnesota Vikings
Kinglsey Jonathan	DE	Buffalo Bills
Ifeatu Melifonwu	CB	Detroit Lions
Justin Pugh	OL	New York Giants
Chris Slayton (PS)	DT	Green Bay Packers
Sean Tucker	RB	Tampa Bay Buccaneers
Garrett Williams	CB	Arizona Cardinals

GAME NOTES: SPECIAL TEAMS

DENABURG TAKES OVER KICKING DUTY

- **K Brady Denaburg** is averaging 5.7 points per game.
- He had a successful debut as Syracuse's place kicker, making all eight extra-point attempts, connecting on a 25-yard field goal, and recording 10 touchbacks on 11 kickoffs in the season opener.
- Denaburg's eight extra points against Colgate tied for fifth on Syracuse's single-game record list.
- He has connected on nine of his 14 field goal attempts and is 30-for-31 on PATs.

STONEHOUSE ON RECORD PACE

- **P Jack Stonehouse** has become a weapon in his first season with the Orange.
- He is averaging 46.8 yards per punt, which ranks second in the ACC and ninth in the nation. Eighteen of his punts have gone 50+ yards, including a season-long 64-yard punt against Pittsburgh.
- Stonehouse is on pace to break the school single-season record for punting average of 44.78 set by Nolan Cooney in 2020.
- Opponents have returned just 16 of Stonehouse's 48 punts this season. He has pinned the opposition inside the 20-yard line 14 times.

ONE OF A KIND

- DB **Justin Barron** entered his second year as the holder for Syracuse field goals and PATs.
- Barron is believed to be the only defensive starter to serve as the holder on kick attempts among FBS schools.
- Barron is currently unable to serve as the holder due to an upper body injury forcing him to wear a club on his hand.
- Last season, K Andre Szmyt was a perfect 40-for-40 on PAT attempts with Barron as the holder.

SPECIAL TEAMS U

- Syracuse has continued its long history of producing punters and kickers who have gone on to success in the NFL.
- Since 2010, Syracuse is one of two schools to have multiple punters selected in the NFL Draft: Rley Dixon (2016) and Sterling Hofrichter (2020). The other is Texas A&M.
- Hofrichter and P **Nolan Cooney** earned All-America honors in back-to-back seasons in 2019 and 2020, respectively.
- K Andre Szmyt concluded his career in 2022 as Syracuse's all-time leader in points with 454. That total ranks 13th in FBS history and fourth in ACC history in scoring.

SPECIAL TEAMS TACKLES

Name	Total	KO	Punt
Kadin Bailey	5	0	5
Anwar Sparrow	4	0	4
Derek McDonald	2	0	2
Berry Buxton III	1	0	1
Cornell Perry	1	0	1
Alijah Clark	1	0	1
Khalib Gilmore	1	1	0
Tom Callahan	1	0	1
Marlowe Wax	1	0	1
Jack Stonehouse	1	0	1
Myles Farmer	1	0	1
Josh Kubala	1	1	0
Greg Delaine	1	1	0
Austin Roon	1	0	1
Isaiah Johnson	1	0	1
Quan Peterson	1	1	0

PINNING DOWN THE OPPOSITION

- **K Brady Denaburg** has kicked off 50 times this season and has 46 touchbacks which is good for 92.0 percent.
- That mark would rank as the highest percentage of touchbacks on kickoffs for the Orange since the line of scrimmage for the kickoff was moved to the 35 yard line prior to the 2012 season.
- In 2019, 61-of-101 'Cuse kickoffs were touchbacks or 63.2 percent.

POINT OF NO RETURN

- Syracuse has allowed just one kickoff return this season when the kickoff has taken place from the 35-yard line.
- It wasn't until game 10 that Pittsburgh returned a Brady Denaburg kickoff 20 yards.
- Syracuse ranks third in the ACC in kick return defense (18.3 ypr.).
- The Orange's 46 touchbacks this season are tied for 11th in the nation.

FINDING THE END ZONE

- Syracuse has 41 special teams touchdown since 1992.
- WR **Trebora Pena** recorded the Orange's last kickoff return for a touchdown when he went 98 yards against NC State on Nov. 28, 2020.

Special Teams TD Breakdown (Since 1992)

- Punt Returns – 16
- Blocked Punt Returns – 12
- Kickoff Returns – 11
- Blocked Field Goal Returns – 1
- Fumbled Punt Returns – 1

GAME-BY-GAME NOTABLES

Opponent	Time	Length	Att.	Half	Final	Coin Toss	Kickoff/Receive	1st SU Poss.	1st Opp. Poss.	Helmet	Jersey	Pants
Colgate	4 p.m.	3:13	32,465	37-0	65-0	Lost	Kickoff	Punt	Punt	Orange	Blue	Orange
Western Michigan	3:30 p.m.	3:28	32,637	45-3	48-7	Lost	Kickoff	FG	TD	White	Orange	White
Purdue	7:30 p.m.	3:34	61,441	21-7	35-20	Won	Receive	Punt	Fumble	Orange	White	Orange
Army	12 p.m.	3:13	37,594	3-10	29-16	Won	Kickoff	Punt	TD	Orange	Blue	Blue
Clemson	12 p.m.	3:27	40,973	7-21	14-31	Lost	Receive	Fumble	TD	Orange	Orange	Orange
North Carolina	3:30 p.m.	3:03	50,500	0-27	7-40	Won	Kickoff	Punt	FG	White	White	White
Florida State	12 p.m.	3:18	79,560	3-17	3-41	Lost	Receive	Punt	TD	Orange	White	Blue
Virginia Tech	7:30 p.m.	3:13	60,236	3-30	10-38	Lost	Receive	Punt	FG	Orange	White	White
Boston College	7:30 p.m.	3:18	42,523	7-10	10-17	Won	Kickoff	Int.	Punt	Orange	Orange	Orange
Pittsburgh	3:30 p.m.	3:03	17,101	7-13	28-13	Lost	Receive	TD	Punt	Orange	Blue	Orange
Georgia Tech												
Wake Forest												

GAME NOTES: MISCELLANEOUS

EST. 1889

- The Syracuse program is one of the most storied in college football. The Orange are tied for eighth among Division I teams, and No. 5 among FBS schools, in number of games played. Their 1,377 games played lead the ACC.
- The Orange's varsity football history dates back to Nov. 23, 1889 when Syracuse traveled to the University of Rochester for its inaugural contest.

Division I Most Games Played

Rk.	Team	Games
1.	Penn	1,432
2.	Rutgers	1,405
3.	Navy	1,393
4.	Michigan	1,388
5.	Lehigh	1,384
6.	Yale	1,380
7.	Nebraska	1,378
8.	Syracuse	1,377
	Penn State	1,377
10.	Harvard	1,361

MASTER'S CLASS

- Sixteen current members of the Orange have earned their bachelor's degrees.
- The group includes **D'Marcus Adams, Chris Bleich, Tom Callahan, Kevon Darton, Myles Farmer, Khalib Gilmore, Braylen Ingraham, Isaiah Johnson, Isaiah Jones, Luke Macphail, Joe More, Caleb Okechukwu, Mark Petry, Garrett Shrader, Yosuke Sugano and Nate Wellington.**

OVERTIME HISTORY

Since the NCAA instituted overtime in 1996, Syracuse owns a 11-9 (.550) overall record in extra-session games.

Date	Opponent	W/L	Score
8/30/97	NC State	L	31-32
11/13/99	at Rutgers	L	21-24
10/7/00	Pittsburgh	W	24-17 (2OT)
9/28/02	at Auburn	L	34-37 (3OT)
11/9/02	Virginia Tech	W	50-42 (3OT)
9/6/03	at North Carolina	W	49-47 (3OT)
11/6/04	Pittsburgh *	W	38-31 (2OT)
9/9/06	Iowa	L	13-20 (2OT)
9/30/06	Wyoming *	W	40-34 (2OT)
9/5/09	Minnesota	L	20-23
9/1/11	Wake Forest	W	36-29
9/24/11	Toledo	W	33-30
10/1/11	Rutgers	L	16-19 (2OT)
8/29/14	Villanova	W	27-26 (2OT)
9/19/15	Central Michigan	W	30-27
10/17/15	at Virginia	L	38-44 (3OT)
10/6/18	at Pittsburgh	L	37-44
10/20/18	North Carolina	W	40-37 (2OT)
11/30/19	Wake Forest	W	39-30
10/9/21	Wake Forest	L	37-40

* - Win vacated by NCAA

OUR HOUSE- THE LOUD HOUSE



- Built between April 1979 and September 1980, the JMA Wireless Dome was the fifth-largest stadium of its kind in the U.S. at the time and the first in the Northeast. The building covers 7.7 acres and has 527,320 square feet of floor space. It is 570 feet long and 497 feet wide, and the top of the Dome is 165 feet above the playing surface.
- In May 2018, the University Board of Trustees authorized a \$118 million investment for new stadium improvements. Renovations began in March of 2020 with the installation of a new fixed roof. Additional upgrades include a center-hung scoreboard, state-of-the-art sound and lighting systems, improved accessibility and added Wi-Fi capabilities. Air conditioning, new accessible restrooms and new concessions space were also added.
- The new roof features over 3,000 tons of steel fixed to the structure and the center-hung scoreboard is the second-largest center-hung indoor system in the United States.
- Construction continues on the installation of upgraded chairback seating and the introduction of new premium offerings throughout the venue.

TOP 10 CROWDS (since 1980)

	Att.	Opponent	Year
1.	50,564	Miami (Ohio)	1980
2.	50,350	Navy	1980
3.	50,248	Clemson	2019
4.	50,243	Pittsburgh	1980
5.	50,037	Penn State	1981
6.	50,021	Penn State	1985
7.	50,0A11	Penn State	1987
8.	50,010	Penn State	1983
9.	49,892	Boston College	1987
10.	49,876	Penn State	1989

QUICK FACTS

First Game: Sept. 20, 1980
Result: Syracuse 36, Miami (Ohio) 24
Syracuse Record: 158-102-2 (.607) *
Field Name: Ernie Davis Legends Field
Surface: FieldTurf
Capacity: 49,057

* - Record includes eight wins from 2004-06 vacated by NCAA

ON THIS DATE - NOV. 18

Syracuse is 10-7-1 all-time on this date. Six of the 10 victories have come on its home field.

Year	Opponent	Result
1893	Rochester	T, 10-10
1899	at Army	L, 6-12
1905	RPI	W, 62-0
1911	Carlisle	W, 12-11
1916	Colgate	L, 0-15
1922	Colgate	W, 14-7
1933	Colgate	L, 3-13
1944	Colgate	W, 43-13
1950	Colgate	L, 14-19
1960	at Miami	W, 21-14
1961	at Notre Dame	L, 15-17
1967	at Boston College	W, 32-20
1972	at West Virginia	L, 12-43
1978	at Boston College	W, 37-23
1995	Boston College	W, 58-29
2000	Miami	L, 0-26
2006	Connecticut	W, 20-14
2017	at Louisville	L, 10-56

1995

Syracuse defeated Boston College, 58-29, in 1995 by scoring on all four of its first quarter possessions, gaining 159 yards in the first 13:20 of the game compared to the Eagles' nine yards. The offense was led by Donovan McNabb, who threw for 124 yards and recorded three touchdowns. Malcom Thomas contributed with 123 rushing yards and two rushing touchdowns.

2006

In 2006, Syracuse defeated Connecticut, 20-14, in the Dome. Delone Carter was a bright spot for the offense with his 115 rushing yards. Quarterback Perry Patterson had 143 passing yards and one touchdown, connecting with Curtis Brinkley.

AROUND THE ACC/NATIONAL POLLS

2023 ACC STANDINGS

	ACC Games					Overall						
	W-L	For	Opp	Hm	Rd	W-L	For	Opp	Hm	Rd	Ne	Streak
Florida State	8-0	272	136	4-0	4-0	10-0	383	173	6-0	4-0	0-0	Won 16
Louisville	6-1	217	137	4-0	2-1	9-1	327	171	6-0	2-1	1-0	Won 3
North Carolina	4-2	238	180	3-1	1-1	8-2	399	255	6-1	1-1	1-0	Won 2
NC State	4-2	107	87	2-1	2-1	7-3	248	194	4-2	3-1	0-0	Won 3
Virginia Tech	4-2	174	150	3-0	1-2	5-5	260	241	4-1	1-4	0-0	Won 1
Georgia Tech	4-3	222	214	2-2	2-1	5-5	320	319	2-3	3-2	0-0	Lost 1
Boston College	3-3	161	192	1-2	2-1	6-4	264	285	3-3	3-1	0-0	Lost 1
Duke	3-3	141	139	3-0	0-3	6-4	276	188	5-1	1-3	0-0	Lost 1
Clemson	3-4	158	158	2-1	1-3	6-4	303	212	5-1	1-3	0-0	Won 2
Miami	2-4	134	157	2-1	0-3	6-4	309	207	5-1	1-3	0-0	Lost 2
Syracuse	1-5	72	180	1-2*	0-3	5-5	249	223	3-2	1-3	1-0	Won 1
Pittsburgh	1-5	120	182	1-1	0-4*	2-8	199	282	2-3	0-4	0-1	Lost 4
Virginia	1-5	143	183	0-2	1-3	2-8	232	323	1-4	1-4	0-0	Lost 3
Wake Forest	1-6	105	195	1-3	0-3	4-6	205	246	3-3	1-3	0-0	Lost 3

* includes game played at Yankee Stadium, Syracuse designated as home team, Pittsburgh designated as visiting team

WEEK 11 RESULTS	WEEK 12 SCHEDULE	WEEK 13 SCHEDULE
Thursday, Nov. 9 Louisville 31, Virginia 24 Virginia Tech 48, Boston College 22 Clemson 42, Georgia Tech 21 NC State 26, Wake Forest 6 Syracuse 28, Pittsburgh 13 Florida State 27, Miami 20 North Carolina 47, Duke 45 (2OT)	Thursday, Nov. 16 Boston College at Pittsburgh 7 p.m. Saturday, Nov. 18 Louisville at Miami 12 p.m. Duke at Virginia 3 p.m. Wake Forest at Notre Dame 3:30 p.m. North Carolina at Clemson 3:30 p.m. NC State at Virginia Tech 3:30 p.m. North Alabama at Florida State 6:30 p.m. Syracuse at Georgia Tech 8 p.m.	Friday, Nov. 24 Miami at Boston College 12 p.m. Saturday, Nov. 25 Florida State at Florida TBA Clemson at South Carolina TBA Georgia at Georgia Tech TBA Virginia Tech at Virginia TBA Wake Forest at Syracuse TBA North Carolina at NC State TBA Pittsburgh at Duke TBA Kentucky at Louisville TBA

ASSOCIATED PRESS POLL

	Rec.	Pts.	Prev.
1. Georgia (54)	10-0	1540	1
2. Michigan (7)	10-0	1464	2
3. Ohio State (1)	10-0	1433	3
4. Florida State	10-0	1366	4
5. Washington	10-0	1322	5
6. Oregon	9-1	1218	6
7. Texas	9-1	1180	7
8. Alabama	9-1	1141	8
9. Louisville	9-1	1002	11
10. Oregon State	8-2	934	12
11. Missouri	8-2	917	16
12. Penn State	8-2	857	9
13. Ole Miss	8-2	810	10
14. Oklahoma	8-2	733	17
15. LSU	7-3	703	18
16. Utah	7-3	543	13
17. Tulane	9-1	412	20
18. James Madison	10-0	405	21
19. Arizona	7-3	387	23
20. Notre Dame	7-3	359	22
21. Tennessee	7-3	333	14
22. North Carolina	8-2	265	24
23. Kansas State	7-3	240	NR
24. Oklahoma State	7-3	178	13
25. Liberty	10-0	133	25

AFCA COACHES POLL

	Rec.	Pts.	Prev.
1. Georgia (58)	10-0	1591	1
2. Michigan (3)	10-0	1479	2
3. Ohio State (3)	10-0	1467	3
4. Florida State	10-0	1428	4
5. Washington	10-0	1358	5
6. Oregon	9-1	1256	7
7. Texas	9-1	1207	6
8. Alabama	9-1	1197	8
9. Louisville	9-1	1042	11
10. Oregon State	8-2	945	13
11. Missouri	8-2	937	15
12. Penn State	8-2	890	9
13. Oklahoma	8-2	817	16
14. Ole Miss	8-2	815	10
15. LSU	7-3	667	19
16. Utah	7-3	531	14
17. Tulane	9-1	434	20
18. Notre Dame	7-3	424	22
19. Tennessee	7-3	401	12
20. North Carolina	8-2	387	23
21. James Madison	10-0	343	21
22. Arizona	7-3	295	24
23. Iowa	8-2	252	NR
24. Kansas State	7-3	216	NR
25. Oklahoma State	7-3	145	17

SYRACUSE WEEK-BY-WEEK RANKING

	AP	CP	CFP
Preseason	NR	NR	-
Sept. 5	NR	NR	-
Sept. 12	NR	RV	-
Sept. 19	RV	RV	-
Sept. 26	RV	RV	-
Oct. 3	NR	NR	-
Oct. 10	NR	NR	-
Oct. 17	NR	NR	-
Oct. 24	NR	NR	-
Oct. 31	NR	NR	-
Nov. 7	NR	NR	-
Nov. 14	NR	NR	-
Nov. 21			
Nov. 28			
Dec. 5			
Dec. 11			

DINO BABERS

Head Coach • Eighth Season • Career Record: 78-70 (.527)



- Named the 30th head coach in Syracuse football history on Dec. 5, 2016.
- Voted the AFCA Region 1 Coach of the Year, Associated Press co-ACC Coach of the Year and ECAC Coach of the Year after guiding the Orange to their first bowl berth since 2013, their first national ranking since 2001, and the seventh 10-win season in the history of the program in 2018.
- In 2016, commanded a Syracuse offense that set or tied 44 school records, including the team season records for most passing yards (3,855) and most completions (332).
- Has coached seven All-Americans at Syracuse (PR Brisley Estime, WR Amba Etta-Tawo, WR Steve Ishmael, S Andre Cisco, PK Andre Szmyt, P Sterling Hofrichter, RB Sean Tucker) and 34 All-ACC players.
- Mentored 17 All-MAC performers at Bowling Green, including 2015 MAC Vern Smith Leadership Award winner and former Syracuse quality control assistant Matt Johnson.
- Coached Eastern Illinois quarterback Jimmy Garoppolo, who was named the 2013 Walter Payton Award winner as the nation's top FCS player. Garoppolo was the second-round pick of the New England Patriots in 2014 and signed one the richest contracts in NFL history with the San Francisco 49ers in 2018.
- Babers has coached or recruited more than 60 NFL players, including four All-Pro's (Lance Briggs, Matt Slater, Josh Gordon, Az-Zahir Hakim) and three Pro Bowlers (Briggs, Slater, Gordon).

BABERS RECORD WHEN ...

	2023	Career		2023	Career
Scoring first.....	3-0	59-18	No turnovers	1-1	21-12
Opponent scores first.....	2-5	19-52	One turnover	3-0	25-26
Leading at half.....	3-0	65-9	More than one turnover.....	1-4	32-36
Tied at half.....	0-0	2-1	No takeaways	0-2	8-22
Trailing at half.....	2-5	11-60	One takeaway	1-2	21-20
Leading after three quarters.....	5-0	65-6	More than one takeaway	4-1	49-28
Tied after three quarters	0-0	4-2	Time of Possession > 30:00	2-2	39-15
Trailing after three quarters	0-5	9-62	Time of Possession < 30:00	3-3	39-55
In overtime	0-0	4-3	Tuesday.....	0-0	2-1
Less than 400 yds of total offense	1-5	13-51	Wednesday.....	0-0	3-1
400-499 yds of total offense.....	3-0	17-12	Thursday.....	0-1	2-3
500+ yds of total offense	1-0	48-11	Friday.....	0-1	9-9
Allowing < 400 yds of total offense	4-2	50-21	Saturday	5-3	62-56
Allowing 400-499 yds of total offense... 1-0	15-18	August	0-0	4-1	
Allowing 500+ yds of total offense	0-3	13-30	September.....	4-1	31-18
Rushing for less 100 yds	0-2	7-26	October	0-3	21-21
Rushing for 100-199 yds.....	2-2	38-36	November.....	1-1	18-26
Rushing for 200+ yds	3-1	35-12	December	0-0	4-4
Allowing less than 100 rushing yds	4-0	28-12	Home.....	3-2	45-27
Allowing 100-199 rushing yds	1-3	34-28	Away.....	1-3	29-37
Allowing 200+ rushing yds.....	0-2	13-34	Neutral.....	1-0	4-5
Passing for less than 300 yds.....	3-4	39-51	Day games	4-3	51-48
Passing for 300-399 yds.....	1-0	17-12	Night games (6 p.m. or later)	1-2	27-21
Passing for 400+ yds	1-0	22-6	Televised games.....	5-5	65-68
Allowing less than 300 passing yds.....	4-3	58-51	ABC	0-2	0-8
Allowing 300-399 passing yds	1-1	14-17	ACC Network	2-0	9-14
Allowing 400+ passing yds.....	0-1	6-6	ACC Network Extra	2-0	7-2
Scoring less than 20 points.....	0-5	0-31	American Sports Network	0-0	0-1
Scoring 20-29 points.....	2-0	14-23	Big Ten Network.....	0-0	2-0
Scoring 30-39 points.....	1-0	22-12	CBS Sports Network.....	0-0	4-1
Scoring 40+ points	2-0	42-4	ESPN	0-2	6-10
Allowing less than 20 points.....	3-0	35-5	ESPN2	0-1	8-10
Allowing 20-29 points.....	1-0	29-10	ESPN3	0-0	13-5
Allowing 30-39 points.....	0-2	8-17	ESPNU	0-0	2-1
Allowing 40+ points.....	0-2	5-37	ESPN+	0-0	1-0
			FOX College Sports.....	0-0	2-0
			NBC.....	1-0	1-2
			Raycom	0-0	2-6
			RSN	0-0	7-6
			SEC Network	0-0	0-1

THE BABERS FILE

PERSONAL DATA

Experience: 40th season/8th at Syracuse
Hometown: San Diego, Calif.
Alma Mater: Hawaii '84
Family: wife, Susan; daughters, Breeahnah, Tasha, Jazzmin and Paris

PLAYING EXPERIENCE

College: Hawaii (1979-83)
Pro: BC Lions (CFL, 1984 free-agent signee)

COACHING LEDGER

Year	School	W-L-T	Pos.
1984	Hawaii	7-4	GA
1985	Arizona State	8-4	GA
1986	Arizona State	10-1-1	GA
1987	Eastern Illinois	5-6	RB
1988	UNLV	4-7	STC/RB
1989	UNLV	4-7	STC/RB
1990	Northern Arizona	5-6	STC/DB
1991	Purdue	4-7	WR
1992	Purdue	4-7	WR
1993	Purdue	1-10	WR
1994	San Diego State	4-7	WR
1995	Arizona	6-5	WR
1996	Arizona	5-6	WR
1997	Arizona	7-5	RB
1998	Arizona	12-1	OC/QB
1999	Arizona	6-6	OC/QB
2000	Arizona	5-6	OC/QB
2001	Texas A&M	8-4	OC/QB
2002	Texas A&M	6-6	OC/QB
2003	Pittsburgh	8-5	RB
2004	UCLA	6-6	WR
2005	UCLA	10-2	WR
2006	UCLA	7-6	RB
2007	UCLA	6-6	AHC/RB
2008	Baylor	4-8	WR
2009	Baylor	4-8	STC/WR
2010	Baylor	7-6	STC/WR
2011	Baylor	10-3	STC/WR

Totals 28 seasons
Assistant Coach 173-155-1 (.527)

Year	School	W-L-T	Pos.
2012	Eastern Illinois	7-5	HC
2013	Eastern Illinois	12-2	HC
2014	Bowling Green	8-6	HC
2015	Bowling Green	10-3	HC
2016	Syracuse	4-8	HC
2017	Syracuse	4-8	HC
2018	Syracuse	10-3	HC
2019	Syracuse	5-7	HC
2020	Syracuse	1-10	HC
2021	Syracuse	5-7	HC
2022	Syracuse	7-6	HC
2023	Syracuse	5-5	HC

Totals 11 seasons
Head Coach 78-70 (.527)

AWARDS & HONORS

Eastern Illinois

- 2012 AFCA Region 3 Coach of the Year
Ohio Valley Coach of the Year
- 2013 AFCA Region 3 Coach of the Year
Ohio Valley Coach of the Year

Syracuse

- 2017 Dodd Trophy Coach of the Week
(Oct. 13 vs. Clemson)
- 2018 AFCA Region 1 Coach of the Year
Co-ACC Coach of the Year (AP)
ECAC Coach of the Year

BABERS ERA SUPERLATIVES

Most Points in a Game

65 vs. Colgate, Sept. 2, 2023

Most Points in a Half

49 vs. Wagner, Oct. 1, 2022

Most Points in a Quarter

30 vs. Louisville (2nd), Nov. 9, 2018

Largest Deficit Overcome in a Win

13 (6-17) at Boston College, Nov. 26, 2022

Most Touchdowns Scored

9 at Pittsburgh, Nov. 26, 2016

9 vs. Colgate, Sept. 2, 2023

Most Rushing Touchdowns

6 vs. UAlbany, Sept. 18, 2021

Most Passing Touchdowns

7 vs. Colgate, Sept. 2, 2023

Most Field Goals Made

5 vs. Virginia, Sept. 23, 2022

Most First Downs

38 at Pittsburgh, Nov. 26, 2016

Most Yards of Total Offense

677 vs. Colgate, Sept. 2, 2023

Most Plays

106 at Pittsburgh, Nov. 26, 2016

Highest Average Yards Per Play

11.1 vs. Wagner, Oct. 1, 2022

Most Rushing Yards

392 vs. Pittsburgh, November 11, 2023

Most Rushing Attempts

66 vs. Pittsburgh, November 11, 2023

Highest Average Yards Per Rush

9.9 vs. Wagner, Oct. 1, 2022

Most Pass Completions

43 at Pittsburgh, Nov. 26, 2016

Most Pass Attempts

67 vs. Wake Forest, Nov. 11, 2017

Most Passing Yards

480 vs. NC State, Oct. 27, 2018

Highest Completion Percentage

1.000 (18-18) vs. Wagner, Oct. 1, 2022

Most Turnovers

4 at Miami (Fla.), Oct. 21, 2017

4 at Louisville, Nov. 18, 2017

4 vs. Virginia, Sept. 23, 2022

4 vs. Boston College, Nov. 3, 2023

Most Penalties

18 vs. Louisville, Sept. 3, 2022

Fewest Penalties

2 at Florida State, Nov. 4, 2017

2 vs. Boston College, Nov. 25, 2017

Most Penalty Yards

164 vs. UAlbany, Sept. 18, 2021

Fewest Penalty Yards

8 vs. Florida State, Oct. 14, 2023

Most Punts

11 vs. Louisville, Sept. 9, 2016

Fewest Punts

0 vs. Wagner, Oct. 1, 2022

Most Punt Returns

7 vs. Colgate, Sept. 2, 2023

Most Punt Return Yards

128 vs. Notre Dame, Oct. 1, 2016

Most Kickoff Returns

11 vs. Louisville, Sept. 9, 2016

11 at Pittsburgh, Nov. 26, 2016

Most Kickoff Return Yards

242 at Clemson, Nov. 5, 2016

Most Passes Intercepted

4 vs. Georgia Tech, Sept. 26, 2020

Best Third-Down Conversion Percentage

66.7 (8-12) at Ohio, Sept. 4, 2021

66.7 (6-9) vs. Wagner, Oct. 1, 2022

Most Time of Possession

37:48 vs. USF, Sept. 17, 2016

37:48 at Wake Forest, Nov. 3, 2018

Most Tackles for Loss

14.0 at Liberty, Aug. 31, 2019

14.0 vs. UAlbany, Sept. 18, 2021

Most Sacks

8.0 vs. Liberty, Aug. 31, 2019

8.0 vs. UAlbany, Sept. 18, 2021

BABERS YEAR-BY-YEAR

2012 (7-5, 6-1 OVC) • Eastern Illinois

Date	Opponent	Score
Aug. 30	Southern Illinois	W, 49-28
Sept. 8	at Western Michigan	L, 21-52
Sept. 15	at Illinois State	L, 51-54 (2OT)
Sept. 22	Murray State	W, 50-49 (OT)
Sept. 29	Austin Peay	W, 65-15
Oct. 6	at Tennessee-Martin	L, 37-51
Oct. 13	Jacksonville State	W, 31-28
Oct. 27	at Eastern Kentucky	W, 24-7
Nov. 3	at Tennessee Tech	W, 31-24
Nov. 10	Southeast Missouri	W, 39-20
Nov. 17	at Central Arkansas	L, 30-48
Nov. 24	at South Dakota State *	L, 10-58

* - FCS Playoffs

2013 (12-2, 8-0 OVC) • Eastern Illinois

Date	Opponent	Score
Aug. 31	at San Diego State	W, 40-19
Sept. 7	at Southern Illinois	W, 40-37 (2OT)
Sept. 14	Illinois State	W, 57-24
Sept. 21	at Northern Illinois	L, 39-43
Sept. 28	Eastern Kentucky	W, 42-7
Oct. 10	at Austin Peay	W, 63-7
Oct. 19	Southeast Missouri	W, 55-33
Oct. 26	at Tennessee State	W, 34-16
Nov. 2	Tennessee Tech	W, 56-21
Nov. 9	at Murray State	W, 37-17
Nov. 16	Jacksonville State	W, 52-14
Nov. 23	at Tennessee-Martin	W, 70-22
Dec. 7	Tennessee State *	W, 51-10
Dec. 13	Towson *	L, 39-49

* - FCS Playoffs

2014 (8-6, 5-3 MAC) • Bowling Green

Date	Opponent	Score
Aug. 29	at Western Kentucky	L, 31-59
Sept. 6	VMI	W, 48-7
Sept. 13	Indiana	W, 45-42
Sept. 20	at Wisconsin	L, 17-68
Sept. 27	at Massachusetts	W, 47-42
Oct. 4	Buffalo	W, 36-35
Oct. 11	at Ohio	W, 31-13
Oct. 18	Western Michigan	L, 14-26
Nov. 4	at Akron	W, 27-10
Nov. 12	Kent State	W, 30-20
Nov. 19	at Toledo	L, 20-27
Nov. 28	Ball State	L, 24-41
Dec. 5	vs. Northern Illinois *	L, 17-51
Dec. 20	vs. South Alabama ^	W, 33-28

* - MAC Championship Game (Detroit, Mich.)

^ - Camellia Bowl (Montgomery, Ala.)

2015 (10-3, 7-1 MAC) • Bowling Green

Date	Opponent	Score
Sept. 5	vs. Tennessee *	L, 30-59
Sept. 12	at Maryland	W, 48-27
Sept. 19	Memphis	L, 41-44
Sept. 26	at Purdue	W, 35-28
Oct. 3	at Buffalo	W, 28-22
Oct. 10	Massachusetts	W, 62-38
Oct. 17	Akron	W, 59-10
Oct. 24	at Kent State	W, 48-0
Nov. 4	Ohio	W, 62-24
Nov. 11	at Western Michigan	W, 41-27
Nov. 17	Toledo	L, 28-44
Nov. 24	at Ball State	W, 48-10
Dec. 4	vs. Northern Illinois ^	W, 34-14

* - at L.P. Field (Nashville, Tenn.)

^ - MAC Championship Game (Detroit, Mich.)

NOTE: Babers was named Syracuse's head coach on Dec. 5, 2015. He did not coach Bowling Green in the 2015 GoDaddy Bowl.

2016 (4-8, 2-6 ACC) • Syracuse

Date	Opponent	Score
Sept. 2	Colgate	W, 33-7
Sept. 9	Louisville	L, 28-62
Sept. 17	USF	L, 20-45
Sept. 24	at Connecticut	W, 31-24
Oct. 1	vs. Notre Dame *	L, 33-50
Oct. 8	at Wake Forest	L, 9-28
Oct. 15	Virginia Tech	W, 31-17
Oct. 22	at Boston College	W, 28-20
Nov. 5	at Clemson	L, 0-54
Nov. 12	NC State	L, 20-35
Nov. 19	Florida State	L, 14-45
Nov. 26	at Pittsburgh	L, 61-76

* - at MetLife Stadium (East Rutherford, N.J.)

2017 (4-8, 2-6 ACC) • Syracuse

Date	Opponent	Score
Sept. 1	Central Connecticut State	W, 50-7
Sept. 9	Middle Tennessee	L, 23-30
Sept. 16	Central Michigan	W, 41-17
Sept. 23	at LSU	L, 26-35
Sept. 30	at NC State	L, 25-33
Oct. 7	Pittsburgh	W, 27-24
Oct. 13	Clemson	W, 27-24
Oct. 21	at Miami (Fla.)	L, 19-27
Nov. 4	at Florida State	L, 24-27
Nov. 11	Wake Forest	L, 43-64
Nov. 18	at Louisville	L, 10-56
Nov. 25	Boston College	L, 14-42

2018 (10-3, 6-2 ACC) • Syracuse

Date	Opponent	Score
Aug. 31	at Western Michigan	W, 55-42
Sept. 8	Wagner	W, 62-10
Sept. 15	Florida State	W, 30-7
Sept. 22	Connecticut	W, 51-21
Sept. 29	at Clemson	L, 23-27
Oct. 6	at Pittsburgh	L, 37-44 (OT)
Oct. 20	North Carolina	W, 40-37 (2OT)
Oct. 27	NC State	W, 51-41
Nov. 3	at Wake Forest	W, 41-24
Nov. 9	Louisville	W, 54-23
Nov. 17	vs. Notre Dame *	L, 3-36
Nov. 24	at Boston College	W, 42-21
Dec. 28	vs. West Virginia ^	W, 34-18

* - at Yankee Stadium (Bronx, N.Y.)

^ - Camping World Bowl (Orlando, Fla.)

2019 (5-7, 2-6 ACC) • Syracuse

Date	Opponent	Score
Aug. 31	at Liberty	W, 24-0
Sept. 7	at Maryland	L, 20-63
Sept. 14	Clemson	L, 6-41
Sept. 21	Western Michigan	W, 52-33
Sept. 28	Holy Cross	W, 41-3
Oct. 10	at NC State	L, 10-16
Oct. 18	Pittsburgh	L, 20-27
Oct. 26	at Florida State	L, 17-35
Nov. 2	Boston College	L, 27-58
Nov. 16	at Duke	W, 49-6
Nov. 23	at Louisville	L, 34-56
Nov. 30	Wake Forest	W, 39-30 (OT)

2020 (1-10, 1-9 ACC) • Syracuse

Date	Opponent	Time/Score
Sept. 12	at North Carolina	L, 6-31
Sept. 19	at Pittsburgh	L, 10-21
Sept. 26	Georgia Tech	W, 37-20
Oct. 10	Duke	L, 24-38
Oct. 17	Liberty	L, 21-38
Oct. 24	at Clemson	L, 21-47
Oct. 31	Wake Forest	L, 14-38
Nov. 7	Boston College	L, 13-16
Nov. 20	at Louisville	L, 0-30
Nov. 28	NC State	L, 29-36
Dec. 5	at Notre Dame	L, 21-45

2021 (5-7, 2-6 ACC) • Syracuse

Date	Opponent	Time/Score
Sept. 4	at Ohio	W, 29-9
Sept. 11	Rutgers	L, 7-17
Sept. 18	UAlbany	W, 62-24
Sept. 24	Liberty	W, 24-21
Oct. 2	at Florida State	L, 30-33
Oct. 9	Wake Forest	L, 37-40 (OT)
Oct. 15	Clemson	L, 14-17
Oct. 23	at Virginia Tech	W, 41-36
Oct. 30	Boston College	W, 21-6
Nov. 13	at Louisville	L, 3-41
Nov. 20	at NC State	L, 17-41
Nov. 27	Pittsburgh	L, 14-31

2022 (7-6, 4-4 ACC) • Syracuse

Date	Opponent	Time/Score
Sept. 3	Louisville	W, 31-7
Sept. 10	at UConn	W, 48-14
Sept. 17	Purdue	W, 32-29
Sept. 23	Virginia	W, 22-20
Oct. 1	Wagner	W, 59-0
Oct. 15	NC State	W, 24-9
Oct. 22	at Clemson	L, 21-27
Oct. 29	Notre Dame	L, 24-41
Nov. 5	at Pittsburgh	L, 9-19
Nov. 12	Florida State	L, 3-38
Nov. 19	at Wake Forest	L, 35-45
Nov. 26	at Boston College	W, 32-23
Dec. 29	vs. Minnesota ^	L, 20-28

^ - Pinstripe Bowl (Bronx, N.Y.)

2023 (5-5, 1-5 ACC) • Syracuse

Date	Opponent	Time/Score
Sept. 2	Colgate	W, 65-0
Sept. 9	Western Michigan	W, 48-7
Sept. 16	at Purdue	W, 35-20
Sept. 23	Army	W, 29-16
Sept. 30	Clemson	L, 14-31
Oct. 7	at North Carolina	L, 7-40
Oct. 14	at Florida State	L, 3-41
Oct. 26	at Virginia Tech	L, 10-38
Nov. 3	Boston College	L, 10-17
Nov. 11	vs. Pittsburgh *	W, 28-13
Nov. 18	at Georgia Tech	TBA
Nov. 25	Wake Forest	TBA

* - at Yankee Stadium (Bronx, N.Y.)

ASSISTANT COACHES



JASON BECK (Booth)
Offensive Coordinator/Quarterbacks
 Experience: 17th season/2nd at Syracuse
 Hometown: Oxnard, Calif.
 Alma Mater: BYU '06; BYU, 2011, M.A.
 Family: wife, Jamie; daughter, Peyton, twin sons
 Cameron and Jackson



ROCKY LONG (Field)
Defensive Coordinator/Linebackers
 Experience: 49th season/1st at Syracuse
 Hometown: Provo, Utah
 Alma Mater: New Mexico '74
 Family: wife, Debbie; daughters, Roxanne and Hannah



BOB LIGASHESKY (Field)
Special Teams Coordinator
 Experience: 38th season/2nd at Syracuse
 Hometown: Pittsburgh, Pa.
 Alma Mater: IUP '85
 Family: wife, Shelley; daughter, Sydney



CHRIS ACHUFF (Field)
Defensive Line
 Experience: 26th season/5th at Syracuse
 Hometown: Bellefonte, Pa.
 Alma Mater: Bloomsburg '98
 Family: wife, Kim; daughter, Julia; sons, Carter and Tyler



NUNZIO CAMPANILE (Field)
Tight Ends
 Experience: 24th season/1st at Syracuse
 Hometown: Fair Lawn, N.J.
 Alma Mater: Montclair State '99
 Family: wife, Heather; sons, Michael and James



STEVE FARMER (Field)
Offensive Line
 Experience: 25th season/1st at Syracuse
 Hometown: Coweta, Okla.
 Alma Mater: Illinois State '99
 Family: wife, Amy; daughter, Rebekah; son, Luke



TRAVIS FISHER (Field)
Cornerbacks
 Experience: 11th season/1st at Syracuse
 Hometown: Tallahassee, Fla.
 Alma Mater: UCF '02
 Family: wife, Frenchie; children: Taelor, Taliyah, Triston,
 Aria and Travis Jr.



MICHAEL JOHNSON (Field)
Outside Receivers
 Experience: 23rd season/2nd at Syracuse
 Hometown: Los Angeles, Calif.
 Alma Mater: Akron '08
 Family: wife, Louan; son, Michael Jr.; daughter, Taylor



MIKE LYNCH (Field)
Running Backs
 Experience: 24th season/8th at Syracuse
 Hometown: Roseville, Calif.
 Alma Mater: Montana '00
 Family: wife, Emily; daughter, Madison; son, Will



DARRELL PERKINS (Booth)
Safeties/Rovers
 Experience: 24th season/1st at Syracuse
 Hometown: Aurora, Colo.
 Alma Mater: Wyoming '90
 Family: wife, Elena; sons, Spencer and Jordan

FOOTBALL STAFF

GRADUATE ASSISTANTS/QUALITY CONTROL/ANALYSTS



Kendall Coleman Analyst (D)
Justin Flood QC (ST)
Tyshon Fogg GA (D)
Jon Germano GA (O)
David Gettis QC (O)



Travis Greene Analyst (O)
Phil Guard QC (O)
Manny Harris GA (O)
Quinn Smith GA (D)
Rylan Stamm QC (D)

KEY SUPPORT STAFF



Sean Edinger S&C
Roy Wittke DPP
Brad Wittke DFO
Brandon Hall AT



Will Hicks DPE
Deon Maddox DPD
Gino Gigliotti Recruiting
Tori Brown Dietitian



DEPTH CHART

OFFENSE

QB	6 Garrett Shrader (6-4, 225, Sr.) OR 16 Carlos Del Rio Wilson (6-2, 222, R-So.)
RB	1 LeQuint Allen Jr. (6-0, 195, So.) 28 Juwaun Price (5-10, 208, R-Jr.)
TE	89 Dan Villari (6-4, 235, R-So.) 81 Max Mang (6-7, 265, Jr.)
WR	5 Damien Alford (6-6, 210, Jr.) 82 Darrell Gill Jr. (6-3, 169, Fr.)
WR	80 Isaiah Jones (6-4, 200, R-Jr.) 87 Donovan Brown (6-1, 178, R-Fr.)
WR	17 Umari Hatcher (6-3, 183, R-So.) 85 D'Marcus Adams (6-0, 182, R-Sr.)
LT	70 Enrique Cruz (6-6, 311, R-So.) 78 Joe Cruz (6-5, 302, R-Fr.)
LG	63 Chris Bleich (6-6, 323, R-Sr.) 77 Joe More (6-5, 306, R-Sr.)
C	50 J'Onre Reed (6-3, 315, Jr.) 55 Josh Ilaoa (6-3, 334, Jr.)
RG	74 Jakob Bradford (6-5, 309, R-Jr.) OR 78 Joe Cruz (6-5, 302, R-Fr.)
RT	72 Mark Petry (6-4, 292, R-Jr.) 78 Joe Cruz (6-5, 302, R-Fr.)

DEFENSE

DE	4 Caleb Okechukwu (6-4, 276, R-Sr.) 94 Kevin Jobity Jr. (6-4, 263, So.)
DT	0 Kevon Darton (5-11, 271, R-Jr.) 52 Braylen Ingraham (6-4, 301, R-Jr.)
DE	90 Terry Lockett (6-4, 283, R-So.) 30 Chase Simmons (6-4, 245, R-So.)
LB	9 Leon Lowery Jr. (6-4, 239, R-So.) 7 Stefon Thompson (6-1, 248, R-So.)
LB	2 Marlowe Wax Jr. (6-1, 230, Jr.) 12 Anwar Sparrow (6-1, 225, R-So.) OR 42 Austin Roon (6-3, 231, R-So.)
LB	15 Derek McDonald (6-4, 224, R-So.) 45 Kadin Bailey (6-2, 223, So.)
CB	3 Isaiah Johnson (6-3, 205, R-Sr.) 22 Quan Peterson (6-1, 197, R-Fr.)
BS	5 Alijah Clark (6-1, 186, Jr.) 11 Jaeden Gould (6-2, 205, R-Fr.)
ROV	8 Justin Barron (6-4, 231, Jr.) 20 Myles Farmer (6-3, 200, R-Jr.)
FS	6 Jason Simmons Jr. (6-0, 198, Sr.) 26 Aman Greenwood (5-10, 197, R-Jr.)
CB	23 Jayden Bellamy (5-11, 180, R-Fr.) 32 Greg Delaine (6-0, 180, R-Fr.)

SPECIAL TEAMS

PK	15 Brady Denaburg (6-0, 195, So.) 98 Jady Oh (6-0, 150, Fr.)
P	41 Jack Stonehouse (6-1, 199, R-So.) 36 Max von Marburg (6-0, 195, So.)
LS	46 Tom Callahan (6-3, 236, R-Jr.) 43 Mike Midkiff (6-3, 216, R-Jr.)
Hold	41 Jack Stonehouse (6-1, 199, R-So.) 43 Mike Midkiff (6-3, 216, R-Jr.)
KR	22 Deston Hawkins (6-0, 200, So.) 85 D'Marcus Adams (6-0, 182, R-Sr.)
PR	85 D'Marcus Adams (6-0, 182, R-Sr.) 87 Donovan Brown (6-1, 178, R-Fr.)

START CHART

	'19	'20	'21	'22	'23	Strk	Total
Offense							
Joe More, OL ?	10	4	11	12	0	-	37
Chris Bleich, OL >	8	-	7	12	10	12	37
Garrett Shrader, QB ^	4	-	9	12	9	1	34
Damien Alford, WR	-	0	5	10	10	12	25
Oronde Gadsden II, TE	-	-	0	13	2	-	16
Enrique Cruz, OL	-	-	0	5	10	15	15
Kalan Ellis OL	-	-	5	9	0	-	14
LeQuint Allen, RB	-	-	-	1	10	11	11
Jakob Bradford, OL	-	-	0	1	9	-	10
Dan Villari, TE	-	0	0	3	7	7	10
J'Onre Reed, OL	-	-	-	-	10	10	10
Juwaun Price, RB +	-	0	8	0	1	1	9
Umari Hatcher, WR	-	-	0	0	9	9	9
Maximilian Mang, TE	-	0	5	2	1	-	8
Mark Petry, OL	-	0	0	0	8	8	8
Isaiah Jones, WR	-	-	-	-	5	-	5
Trebor Pena, WR	-	0	0	3	1	-	4
Donovan Brown, WR	-	-	-	0	4	-	4
David Wohlabaugh Jr., OL{-	-	0	1	2	-	-	3
Wes Hoeh, OL %	-	-	0	3	0	-	3
Josh Ilaoa, OL	-	0	1	1	0	-	2
D'Marcus Adams, WR # 0	0	1	1	0	-	-	2
Carlos Del Rio-Wilson, QB-	-	0	1	1	-	-	2
Joe Cruz, OL	-	-	-	0	1	1	1

^ - includes starts at Mississippi State
- includes starts at FAU
% - Starts came at fullback in 2022
+ - includes starts at New Mexico State
> - includes starts at Florida
? - includes starts at Richmond
{ - includes starts at Kentucky

	'19	'20	'21	'22	'23	Strk	Total
Defense							
Marlowe Wax, LB	-	1	12	13	10	35	36
Jason Simmons, DB +	8	-	9	5	10	11	32
Justin Barron, DB	-	0	9	11	10	18	30
Isaiah Johnson, DB @	2	0	9	6	10	15	27
Caleb Okechukwu DL	0	0	2	13	10	23	25
Kevon Darton, DL	0	0	0	11	10	19	21
Stefon Thompson, LB	-	7	12	1	0	-	20
Alijah Clark, DB	-	-	0	11	9	1	20
Derek McDonald, LB	-	-	0	8	10	10	18
Myles Farmer, DB -	0	0	4	11	0	-	15
Leon Lowery, LB	-	0	0	2	10	12	12
Aman Greenwood, DB	0	7	0	0	0	-	7
Yosuke Sugano, LB !	7	0	0	0	0	-	7
Terry Lockett, DL	-	-	0	2	7	7	7
Jeremiah Wilson, DB	-	-	-	-	5	-	5
Jayden Bellamy, DB	-	-	-	0	4	1	4
Anwar Sparrow, LB	-	0	0	3	0	-	3
Denis Jaquez Jr., DL	-	-	-	-	3	-	3
Elijah Fuentes-Cundiff, DL-	-	0	1	0	-	-	1
Quan Peterson, DB	-	-	-	1	0	-	1
Jaeden Gould, DB	-	-	-	0	1	-	1
Greg Delaine, DB	-	-	-	0	1	-	1

@ - includes starts at Dartmouth
! - includes starts at St. Francis
+ - includes starts at New Mexico State
- - includes starts at Nebraska

	'19	'20	'21	'22	'23	Strk	Total
Specialists							
Jack Stonehouse, P =	-	-	0	9	10	19	19
Max Von Marburg, P	-	-	-	13	0	-	13
Brady Denaburg, K	-	-	-	-	10	10	10

= - includes starts at Mizzou

NUMERICAL ROSTER

No.	Name	Pos.	Cl.	Ht.	Wt.	Hometown/High School/Previous School
0	Kevon Darton	DL	R-Jr.	5-11	271	Fitchburg, Mass. / Worcester Academy
1	LeQuint Allen Jr.	RB	So.	6-0	195	Millville, N.J. / Millville
2	Trebor Pena	WR	Jr.	6-0	190	Ocean Township, N.J. / Ocean Township
2	Marlowe Wax	LB	Jr.	6-1	230	Baltimore, Md. / Mount St. Joseph
3	Isaiah Johnson	DB	R-Sr.	6-3	205	South Lyon, Mich. / Detroit Country Day / Dartmouth
4	Caleb Okechukwu	DL	R-Sr.	6-4	276	Washington, D.C. / St. John's College
5	Damien Alford	WR	Jr.	6-6	210	Montreal, Quebec, Canada / McArthur (Fla.)
5	Alijah Clark	DB	Jr.	6-1	186	Camden, N.J. / Camden / Rutgers
6	Garrett Shrader	QB	Sr.	6-4	225	Charlotte, N.C. / Charlotte Christian School / Miss. State
6	Jason Simmons Jr.	DB	Sr.	6-0	198	Lancaster, Texas / Lancaster / NM State
7	Stefon Thompson	LB	R-So.	6-1	248	Charlotte, N.C. / Vance
8	Justin Barron	DB	Jr.	6-4	231	Rocky Hill, Conn. / Suffield Academy
9	Leon Lowery Jr.	LB	R-So.	6-4	239	Elizabeth, N.J. / North Brunswick
10	Braden Davis	QB	R-Fr.	6-5	200	Middletown, Del. / Middletown / South Carolina
10	Zyian Moultrie-Goddard	LB	Fr.	6-0	240	Bronx, N.Y. / Iona Prep
11	Jaeden Gould	DB	R-Fr.	6-2	205	Somerset, N.J. / Bergen Catholic / Nebraska
11	Kendall Long	WR	R-So.	6-2	208	Lexington, S.C. / River Bluff
12	Anwar Sparrow	LB	R-So.	6-1	225	Virginia Beach, Va. / Salem
13	Mekhi Mason	LB	So.	6-2	228	Hollywood, Fla. / Monsignor Pace
14	Jeremiah Wilson	DB	So.	5-10	179	Kissimmee, Fla. / Osceola
15	Derek McDonald	LB	R-So.	6-4	224	Atlanta, Ga./Marist
15	Brady Denaburg	K	So.	6-0	195	Merritt Island, Fla. / Merritt Island
16	Carlos Del Rio-Wilson	QB	R-So.	6-2	222	Atlanta, Ga. / Cartersville / Florida
17	Umari Hatcher	WR	R-So.	6-3	183	Woodbridge, Va. / Freedom
17	Jalil Martin	DB	R-Fr.	6-2	190	Chicago, Ill. / Kenwood Academy
18	Luke MacPhail	QB	R-So.	6-4	212	Boston, Mass. / Dexter Southfield
18	David Omopariola	LB	Fr.	6-3	232	Baltimore, Md. / Woodlawn
19	Cornell Perry	DB	R-Fr.	6-1	192	Woodhaven, Mich. / Woodhaven
19	Oronde Gadsden II	TE	Jr.	6-5	223	Fort Lauderdale, Fla. / American Heritage (Plantation)
20	Myles Farmer	DB	R-Jr.	6-3	200	Atlanta, Ga. / Westlake / Nebraska
21	Muwaffaq Parkman	RB	Fr.	5-11	180	Newark, N.J. / Hillside
22	Deston Hawkins	RB	So.	6-0	200	Menlo Park, Calif. / Menlo Atherton / Foothill College (Calif.)
22	Quan Peterson	DB	So.	6-1	197	Rock Hill, S.C. / South Pointe
23	Jayden Bellamy	DB	R-Fr.	5-11	180	North Haledon, N.J. / Bergen Catholic / Notre Dame
23	Ike Daniels	RB	Fr.	5-11	188	Stafford, Va. / Mountain View
24	Mario Escobar	RB	R-So.	5-9	188	Melville, N.Y. / St. Anthony's
25	Josh Escobar	RB	R-Fr.	5-8	170	Melville, N.Y. / St. Anthony's
25	Khalib Gilmore	LB	R-Jr.	6-4	225	Melbourne, Fla. / Melbourne / West Florida
26	Aman Greenwood	DB	R-Jr.	5-10	197	Washington, D.C./St. John's College
26	Max Perricone	WR	Fr.	6-1	185	Toronto, Ontario, Canada / St. Andrews / Cheshire Academy (CT)
27	Malcolm Folk	DB	R-So.	6-1	192	Pottsgrove, Pa. / Episcopal Academy
28	Juwaun Price	RB	R-Jr.	5-10	208	Peoria, Ariz. / Peoria / NM State
29	Berry Buxton III	DB	R-So.	6-2	205	San Diego, Calif. / Olympian / Santa Barbara City College
30	Chase Simmons	DL	R-So.	6-4	245	Little River, S.C. / North Myrtle Beach
31	Tyler Chandler	RB	Fr.	5-8	170	Plantation, Fla. / St. Thomas Aquinas
31	Yosuke Sugano	LB	R-Sr.	5-10	216	Akashi, Japan / Greenville (PA) / Saint Francis
32	Nick Armentano	WR	Fr.	5-8	171	Westport, Conn. / Staples / IMG Academy
32	Greg Delaine	DB	R-Fr.	6-0	180	Fort Myers, Fla. / Fort Myers
33	Ryan Dolan	LB	R-So.	6-0	219	Novato, Calif. / Marin Catholic
34	JJ Branham	RB	R-Jr.	5-10	205	Columbus, Ohio / Northland / Eastern Michigan / Blinn College
35	Kyle Acker	WR	R-So.	5-11	174	Ballston Lake, N.Y. / Shenendehowa / IMG Academy
36	Max Von Marburg	P	So.	6-0	195	Wagga Wagga, New South Wales, Australia / St. Mary Mackillop Colleges Wagga
37	Cam Reirden	DB	R-So.	6-0	187	Belmont, Mass. / Belmont Hill
38	Josiah Jeffery	LB	Fr.	6-1	220	Greenwood, S.C. / Greenwood
38	Max Runyon	TE	R-So.	6-0	228	Saddle River, N.J. / St. Joseph's
39	Clay Masters	DB	R-So.	5-11	182	West Linn, Ore. / West Linn
40	Tommy Porter	DB	R-So.	5-11	202	Altadena, Calif. / Flintridge Prep
41	Jack Stonehouse	P	R-So.	6-1	199	Camarillo, Calif. / Chaminade / Missouri
42	Austin Roon	LB	R-So.	6-3	231	Byron Center, Mich. / Byron Center
43	Mike Midkiff	LS	R-Jr.	6-3	216	Colorado Springs, Colo. / Air Academy
45	Kadin Bailey	LB	So.	6-2	223	Jefferson, Ga. / Jefferson
46	Tom Callahan	LS	R-Jr.	6-3	236	Roseland, N.J. / Seton Hall Prep / Fordham
47	Carter Clark	TE	R-Fr.	6-5	288	Hilton, N.Y. / Hilton
48	Jack Oberhofer	TE	Fr.	6-1	215	Glen Ellyn, Ill. / Glenbard West
49	Josh Kubala	LB	R-Fr.	6-2	229	Cicero, N.Y. / Cicero North
50	J'Onre Reed	OL	Jr.	6-3	315	Houston, Texas / Eisenhower / Hutchinson CC
52	Braylen Ingraham	DL	R-Jr.	6-4	301	Fort Lauderdale, Fla. / St. Thomas Aquinas / Alabama
53	Ted Olsen	OL	Fr.	6-2	285	Palos Verdes Estates, Calif. / Palos Verdes / IMG Academy
55	Josh Ilaoa	OL	Jr.	6-3	334	Charlotte, N.C. / Mallard Creek

56	Patrick Alberga	OL	R-So.	6-3	287	Saranac Lake, N.Y. / Saranac Lake
57	Trevion Mack	OL	Fr.	6-6	305	Moundsview, Minn. / Irondale
58	Denis Jaquez Jr.	DL	So.	6-4	254	Pennsauken, N.J. / St. Augustine Prep
59	Marcale Billue	LB	Fr.	6-0	225	Syracuse, N.Y. / Corcoran
61	Ethan Stangle	LS	R-Fr.	6-1	214	Bel Air, Md. / John Carroll
63	Chris Bleich	OL	R-Sr.	6-6	323	Hanover Township, Pa. / Wyoming Valley West / Florida
69	Jayden Bass	OL	Fr.	6-6	309	Springfield, Mass. / Springfield Central
70	Enrique Cruz	OL	R-So.	6-6	311	Chicago, Ill. / Willowbrook
71	Lysander Moeolo	OL	Jr.	6-6	360	Vaitogi, American Samoa / Timberline (Wash.) / Navarro College
72	Mark Petry	OL	R-Jr.	6-4	292	Hochheim am Main, Germany / Graf-Stauffenberg-Gymnasium / Ellsworth CC
73	Wes Hoeh	OL	R-So.	6-4	283	Glen Ellyn, Ill. / Glenbard West
74	Jakob Bradford	OL	R-Jr.	6-5	309	Brooklyn Park, Minn. / Iowa Central CC
75	Austyn Kauh	OL	R-So.	6-5	260	Nanakuli, HI / Kamehameha
76	Kalan Ellis	OL	Jr.	6-6	375	Waimanalo, HI / St. Louis School
77	Joe More	OL	R-Sr.	6-5	306	Franklin, Tenn. / Christ Presbyterian Academy / Richmond
78	Joe Cruz	OL	R-Fr.	6-5	302	Holbrook, N.Y. / Sachem North
79	David Wohlabough Jr.	OL	R-So.	6-6	315	Stow, Ohio / Walsh Jesuit / Kentucky
80	Isaiah Jones	WR	R-Jr.	6-4	200	Cocoa, Fla. / Cocoa
81	Maximilian Mang	TE	Jr.	6-7	265	Nuthetal, Germany/Leibniz-Gymnasium Potsdam
82	Darrell Gill Jr.	WR	Fr.	6-3	169	Atascocita, Texas / Atascocita
83	Bryce Cohoon	WR	Fr.	6-2	187	Wichita, Kan. / Maize
84	Nate Wellington	WR	R-Jr.	5-10	189	Skaneateles, N.Y./Skaneateles
85	D'Marcus Adams	WR	R-Sr.	6-0	182	Ormond Beach, Fla. / Mainland / Florida State / FAU
86	David Clement	TE	Fr.	6-6	275	Albany, N.Y. / CBA
87	Donovan Brown	WR	R-Fr.	6-1	178	Montgomery Village, Md. / Quince Orchard
88	Steven Mahar Jr.	TE	Jr.	6-5	240	Rochester, N.Y. / Aquinas Institute
89	Dan Villari	TE	R-So.	6-4	235	Massapequa, N.Y. / Plainedge / Michigan
90	Terry Lockett	DL	R-So.	6-4	280	Springfield, Mass. / Springfield Central
91	Jalil Smith	DL	Fr.	6-5	266	Brooklyn, N.Y. / Abraham Lincoln
92	Rashard Perry	DL	Fr.	6-3	278	Buffalo, N.Y. / Bennett
93	Ty Gordon	DL	Fr.	6-1	273	Gainesville, Va. / Battlefield
94	Kevin Jobity Jr.	DL	So.	6-4	263	Buffalo, N.Y. / Maryvale
96	Elijah Wright	DL	R-So.	6-3	281	Syracuse, N.Y. / Solvay
97	Belizaire Bassette II	DL	R-Fr.	6-0	262	Pembroke Pines, Fla. / American Heritage
98	Jadyn Oh	K	Fr.	6-0	150	Alexandria, Va. / Chantilly
99	Elijah Fuentes-Cundiff	DL	R-So.	6-4	279	Bronx, N.Y. / Cardinal Hayes

PRONUNCIATION GUIDE

Belizarr Bassette bella-zare	Trebor Pena TREBBOR (rhymes with Trevor)
Chris Bleich BLYSH	Mark Petry PEH-tree
Alijah Clark uh-lie-juh (like Elijah)	Yosuke Sugano Yo-soo-key
Kevon Darton cuh-von		
Umari Hatcher you-mari		
Josh Ilaoa IL-oh-uh		
Denis Jaquez Jr. ja-quez	Coaches	
Steven Mahar Jr. muh-HAR	Chris Achuff A-cuff
Mekhi Mason mec-ky	Dino Babers BAY-burrs
Caleb Okechukwu oh-kuh-CHEWK-woo	Bob Ligashesky League-uh-ches-ski
David Omopariola Omo-par-ee-ola	 (ches sounds like chef)
Muwaffaq Parkman moo-wah-fack		

SOCIAL MEDIA ROSTER ROSTER

No.Name	Instagram	Tiktok	Twitter
0 Kevon Darton	@kdarton45	@kdarton45	@KCKD45
1 LeQuint Allen	@lequintallenjr	@lequintallenjr	@JrLequint
2 Trebor Pena	@_tpenaa	@treborpena	@PenaTrebor
2 Marlowe Wax	@marlowewax	@marlowewax	@MarloweWax
3 Isaiah Johnson	@backendbaby_z		@Isaiah_2live
4 Caleb Okechukwu	@calebeckedoff	@tuffcaleb	@IamCaleb_18
5 Damien Alford	@dame_dollar05	@unlike82dame	@DamienAlford5
5 Alijah Clark	@agent.cinco		@cinco_agent
6 Garrett Shrader	@garrett_shrader		@GarrettShrader6
6 Jason Simmons Jr.	@jsimms_2x		@jaysimms11
7 Stefon Thompson	@stefonthompson	@stefonthompson7	@StefonThompson7
8 Justin Barron	@_justinbarron	@_justinbarron	@justinbarron22
9 Leon Lowery	@leon_lowery_jr		@leonlowery5
10 Braden Davis	@_bradendavis	@bradend5	@BradenDavis_5
10 Zyian Moultrie-Goddard	@humblebeast.zy	@humblebeast_	@GoddardZyian
11 Jaeden Gould	@jadengould		@JaedenGould5
11 Kendall Long	@kendall_11x		@Kendall_Long02f
12 Anwar Sparrow	@asparrow_	@anwarsparrow	@AnwarS12_
13 Mekhi Mason	@mekhimason13		@khi_lyfe
14 Jeremiah Wilson	@jerem14h		@Jerem14hW
15 Derek McDonald	@derek_mcd81		@derekmcd21
15 Brady Denaburg	@brady_denaburg		@bradydenaburg7
16 Carlos Del-Rio Wilson	@d1_carlos		@QBCarlosDelrio
17 Umari Hatcher	@umarihatcher17		@HatcherUmari
17 Jalil Martin	@jay7martin		
18 Luke MacPhail	@luke_mac18		@luke_Mac18
18 David Omopariola	@slimey_david	@slimey_david	@slimey_david
19 Oronde Gadsden II	@orondegii	@orondegii	@Orondegii
19 Cornell Perry	@cornellperry_19	@cornell_perry	@CornellPerry8
20 Myles Farmer	@show2xx		
21 Muwaffaq Parkman	@mu.bandzzz	@mu.mulaaa	@m_parkman8
22 Deston Hawkins	@deston4greatness		@destonHONCHO
22 Quan Peterson	@quanny.p_	@quannyp6	@Quannyp1
23 Jayden Bellamy	@jaydenbellamy		@jaydenknows_
23 Ike Daniels	@ike03_		@ikedaniels03
24 Mario Escobar	@marioescobarjrr		@MARIO_ESCOBARJR
25 Josh Escobar	@joshua.escobar2		@joshuaescobar04
25 Khalib Gilmore	@khalibg_		@khalibg_
26 Aman Greenwood	@smurphsteezy		@SmurphSteezy
26 Max Perricone	@maxperricone		@MaPerricone
27 Malcolm Folk	@malcolmfolk	@malcolmfolk	@malcolmfolk3
28 Juwaun Price	@juwaun_28	@juwaun_32	@JuwaunPrice_28
29 Berry Buxton III	@berrybuxton_		@Berry_Buxton
30 Chase Simmons	@chase_simmons30		@Chase_simmons02
31 Tyler Chandler	@tylerdb21		@Tylerdb37
31 Yosuke Sugano	@suganoyousuke		@gasunogaaasuuu
32 Nick Armentano	@nickarmentano		@NicholasArmen10
32 Greg Delaine	@gdelaine_		@delaine_gregory
33 Ryan Dolan	@ryando1an		@Ryan_Dolan44
34 JJ Branham	@iam.branham		@JJBRANHAM06
35 Kyle Acker	@kacker22		@Kacker221
36 Max Von Marburg	@max_von_marburg		@MaximilianvonM1
37 Cam Reirden	@camreirden		@CamReirden17
38 Josiah Jeffery	@getlive8_		@JosiahJeffery8
38 Max Runyon	@max.runyon		@max_runyon
39 Clay Masters	@claymasters9	@claymasters	@claymasters9
40 Tommy Porter	@tommyporter		@Tommyporter21
41 Jack Stonehouse	@jack_stonehouse		@_JackStonehouse
42 Austin Roon	@austinroon	@austinroon	@RoonAustin
43 Mike Midkiff	@michael.midkiff43	@michaelmidkiff43	@MidkiffMichael1
No.Name	Instagram	Tiktok	Twitter
45 Kadin Bailey	@kabailey_45		@KadinBailey45

SOCIAL MEDIA ROSTER ROSTER

46 Tom Callahan	@tomcallahan57		@TomCallahan57
47 Carter Clark	@carterclark3		@Carter_Clark3
48 Jack Oberhofer	@jackoberhofer		@JackOberhofer
49 Josh Kubala	@jkub.03		@joshkuba
50 J'Onre Reed	@gogetta.reed		
52 Braylen Ingraham	@brayingraham	@BIngraham5	@brayhivee
53 Ted Olsen	@tedolsen70		@tedolsen70
55 Josh Ilaoa	@_saucejy_	@honchojosh55	@honchojosh
56 Patrick Alberga	@patrick45321		
57 Trevion Mack	@612.tremack_75	@d3.tre_mack	@TrevionMack30
58 Denis Jaquez Jr.	@jaquez_denis	@jaquez_denis	@jaquez_denis
59 Marcale Billue	@marcalebillue		
61 Ethan Stangle	@ethanstangle15	@ethanstangle15	@StangleEthan
63 Chris Bleich	@cbleich67	@chrisbleach1	@Bleich67
69 Jayden Bass	@cbg_jayden		@jayden_bass
70 Enrique Cruz Jr.	@kicocruz1	@kicocruz1	@Enriquecruz1
71 Lysander Moeolo	@lysander_moeolo		@LMoeolo
72 Mark Petry	@_petry72_		@mark_p42
73 Wes Hoeh	@whoeh212		@HoehWes
74 Jakob Bradford	@jakobbradfordd		@jakobbradford74
75 Austyn Kauhi	@avstyyn		@avstyyn
76 Kalan Ellis	@biggie_ellis		@ellis_95
77 Joe More	@_nolove77		@Joe78More
78 Joe Cruz	@joe_m_cruz		@joe_m_cruz17
79 David Wohlabaugh Jr.	@david_wohlabaugh		@WohlabaughDavid
80 Isaiah Jones	@zayjones03		@IsaiahJones84
81 Maximilian Mang	@mang_maximilian	@maximilianmang	@mang_maximilian
82 Darrell Gill Jr.	@1ne.5ive.dj		@Darrell_Gill_jr
83 Bryce Cohoon	@bryce.cphoon	@bryce_cphoon	@Bryce_Cphoon9
84 Nate Wellington	@natewelli		@JNatewelli
85 D'Marcus Adams	@zoom.1k		@D3era
86 David Clement	@david.clement1		@DavidClems88
87 Donovan Brown	@heydonoo	@kxngdono	@kxngdono
88 Steven Mahar Jr.	@stevenmaharr		
89 Dan Villari	@danvillari		@Dan2Villari
90 Terry Lockett	@terrylockett_90	@terrylockett6	@terrylockett7
91 Jalil Smith	@iamfutureja_		@iamfutureja_
92 Rashard Perry	@_elperr0_		@Elshard_o
93 Ty Gordon	@tygordon932		@TyGordon2723
94 Kevin Jobity Jr.	@big.kev44	@kevin_jobity	@JobityKevin
96 Elijah Wright	@elijahrwright		@_ElijahWright_
97 Belizarre Bassett II	@_belizairebassettll		@Belizaire_B54
98 Jady Oh	@jady.oh		@jady.oh
99 Elijah Fuentes-Cundiff	@e_fuen99		@ElijahFuentes19

INDIVIDUAL NOTES • OFFENSE



#6 • QB • GARRETT SHRADER • 6-4 • 225 • SR

- One of two active FBS quarterbacks with over 6,000 passing and 2,000 rushing yards in their career.
- 8th in ACC history with 30 rushing touchdowns by a QB. Including his time at Mississippi State, he has 36 career rushing touchdowns, which rank third among active FBS quarterbacks.
- Ranked fourth in the ACC in passing efficiency (146.8) and second in completion percentage (.646) in 2022.
- Set a program record for rushing touchdowns by a QB with four at Purdue.
- Has his pilot's license.



#1 • RB • LEQUINT ALLEN JR • 6-0 • 195 • SO

- Has run for over 100 yards in five of the Orange's first ten games and has seven rushing TDs and a receiving score.
- Caught 11 passes - the most by an SU player since 2020 - and had over 150 yards of total offense in his first collegiate start at the 2022 Pinstripe Bowl. Broke Marvin Harrison's Syracuse bowl record (7) for receptions in a bowl game.
- Became the first Syracuse player since 1989 (Rob Carpenter) to run, throw and catch a touchdown in the same season when he did so last year.
- Gatorade Player of the Year in New Jersey as a senior in 2021.




#19 • TE • ORONDE GADSDEN II • 6-5 • 223 • JR

- Will miss the remainder of the 2023 season after suffering a Lisfranc injury in the Orange's week two victory over Western Michigan.
- Led all tight ends nationally with 969 receiving yards in 2022. He set the program records for yards by a TE and sophomore, and receptions by a TE (61).
- Tied for sixth in the ACC in receiving TDs (6) and tied for third in 100-yard receiving games (4) in 2022.
- Father, Oronde Gadsden Sr., was a WR for the Dolphins.
- Three-time state champion in HS at American Heritage, practiced against DB teammates Patrick Surtain II (Broncos) and Tyson Campbell (Jaguars).



#89 • TE • DAN VILLARI • 6-4 • 235 • R-SO

- Led the team in both rushing and passing vs. Pitt. Ran for a career-high 154 yards and a touchdown on 17 carries.
- Caught two passes for a career-high 65 yards and his first career touchdown in the game against Clemson.
- Transferred from Michigan to Syracuse prior to the 2022 season.
- Switched from quarterback to tight end during the 2022 campaign.
- Won the Thorpe Award in high school, given to Nassau County's top player.



#17 • WR • UMARI HATCHER • 6-3 • 183 • R-SO

- Career high six catches for 85 yards at North Carolina.
- Appeared in eight games with three catches for 42 yards and a touchdown last season.
- Career high 105 receiving yards with a TD vs. Colgate.



#5 • WR • DAMIEN ALFORD • 6-6 • 210 • SO

- Caught a career high nine passes for 135 yards vs. Army.
- 58 career catches for 1070 yards and 5 TDs.
- His career mark of 18.4 yards per reception is the most on the team among players who have caught 10-or-more passes.
- Team captain.



#80 • WR • ISAIAH JONES • 6-4 • 200 • R-JR

- Has appeared in 24 games at SU, but mostly on ST prior to 2022, when he started at WR before season-ending injury vs. Purdue.
- Had career highs in receptions (5) and yards (86) vs. Western Michigan.
- Transferred from El Camino Community College.



#70 • LT • ENRIQUE CRUZ • 6-6 • 311 • R-SO

- 15-straight starts, which is the Orange's active lead on the OL.
- Has an NIL Deal with a Syracuse football tailgate and used the money to send his mother on vacation to Costa Rica.
- Rated as a top-25 offensive tackle by 247Sports Composite out of high school.



#63 • RG • CHRIS BLEICH • 6-6 • 323 • R-SR

- Has appeared in 30 games with 29 starts at Syracuse. Previously played two seasons at Florida.
- Played in nine games, starting eight at right guard for the Gators in 2019, helping UF to an 11-2 record.



#50 • C • J'ONRE REED • 6-3 • 315 • JR

- Transferred to Syracuse in the spring of 2023. July enrollee.
- NJCAA Second Team All-American in 2022, while helping lead Hutchinson to an NJCAA National Championship game appearance.
- Prefers to be called 'Big General' or Reed.



#74 • RG • JAKOB BRADFORD • 6-5 • 309 • R-JR

- Has ten collegiate starts, nine of which coming this season.
- Played for Iowa Central Community College prior to enrolling at Syracuse.



#72 • RT • MARK PETRY • 6-4 • 292 • R-JR

- Has started his first eight collegiate games this season in place of injured David Wohlabaugh.
- One of two German-born players on the Orange roster.
- Also played handball in high school for two years.

KEY RESERVES/SPECIALISTS




#16 • QB • CARLOS DEL RIO-WILSON • 6-2 • 222 • R-SO

- Transferred from Florida in the Spring of 2022 and has made two starts in two seasons in place of Garrett Shrader.
- Has appeared in 14 games and got his first career start at Pittsburgh in 2022 for an injured Shrader.
- Was ranked the No. 16 QB in the nation coming out of high school according to 247Sports Composite.



#28 • RB • JUWAUN PRICE • 5-10 • 202 • R-JR

- Has 45 carries for 157 yards on the season.
- Transferred to Syracuse from NM State in the spring of 2022.
- Ran for 692 yards on 135 carries and had 10 TDs in 2021 for the Aggies.
- Was also NM State's kick returner.



#81 • TE • MAX MANG • 6-7 • 265 • JR

- Caught his first career TD vs. Pitt.
- Has played in every game the past two seasons.
- Has eight collegiate receptions for 55 yards.
- 1-of-2 German born players on the roster.



#85 • WR • D'MARCUS ADAMS • 6-0 • 182 • R-SR

- 6-of-10 career receptions have gone for 30-or-more yards.
- Transferred to Syracuse in 2022 after previously playing at Florida State and FAU.
- Stepped in as the team's punt returner in Pena's absence, returning 7 punts for 72 yards vs. Colgate.



#15 • PK • BRADY DENABURG • 6-0 • 195 • SO

- Took over placekicking duties for All-American Andre Szmyt. Was previously the team's kickoff specialist in 2022.
- Also played quarterback in high school, throwing for over 3,000 yards.
- Brother, Mason, was a first round pick by the Nationals, sister, Lexi, plays beach volleyball at UCLA, oldest sister, Karly, also played college soccer.

CAREER HIGHS • OFFENSE/SPECIALISTS

#1 LeQUINT ALLEN, RB

Rushes: 28 vs. Pitt, 2023
Rushing Yards: 142 vs. Boston College, 2023
Long Rush: 90 vs. Wagner, 2022
Rushing TDs: 3 vs. Western Michigan, 2023
Completions: 1, twice, last vs. Pitt, 2023
Passing Attempts: 2 vs. Pitt, 2023
Passing Yards: 33 at Wake Forest, 2022
Passing TDs: 1 at Wake Forest, 2022
Receptions: 11 vs. Minnesota, 2022
Receiving Yards: 62 at Purdue, 2023
Long Reception: 41 at Wake Forest, 2022
Receiving TDs: 1, twice, last vs. Clemson, 2023
Long Kick Return: 35 at Boston College, 2022
Tackles: 1, twice, last vs. Boston College, 2023
Punt Returns: 1 twice, last vs. Boston College, 2023
Punt Return Yards: 21 at Virginia Tech, 2023
Long Punt Return: 21 at Virginia Tech, 2023

#2 TREBOR PENA, WR

Receptions: 4 at Clemson, 2022
Receiving Yards: 62 vs. Clemson, 2021
Long Reception: 62 vs. Clemson, 2021
Kick Returns: 5 vs. Wake Forest, 2021
Kick Return Yards: 119 at Florida State, 2021
Long Kick Return: 98 (TD) vs. NC State, 2020
Kick Return TDs: 1 vs. NC State, 2020
Punt Returns: 5 vs. Clemson, 2021
Punt Return Yards: 43 at Wake Forest, 2022
Long Punt Return: 43 at Wake Forest, 2022
Rushes: 2 vs. Minnesota, 2022
Rushing Yards: 17 at Virginia Tech, 2021
Long Rush: 17 at Virginia Tech, 2021

#5 DAMIEN ALFORD, WR

Receptions: 9 vs. Army, 2023
Receiving Yards: 135 vs. Army, 2023
Long Reception: 73 vs. UAlbany, 2021
Receiving TDs: 1, five times, last vs. Colgate, 2023

#6 GARRETT SHRADER, QB

Completions: 32 vs. Minnesota, 2022
Pass Attempts: 51 vs. Minnesota, 2022
Passing Yards: 330 vs. Minnesota, 2022
Passing TDs: 4 vs. Colgate, 2023
Long Pass: 86 (TD) vs. Western Michigan, 2023
Comp. Pct. (min. 10 att.): 100.0 (17-17) vs. Wagner, 2022
Interceptions: 2, twice, last vs. NC State, 2022
Rushes: 29 vs. Wake Forest, 2021
Rushing Yards: 195 at Purdue, 2023
Rushing TDs: 4 at Purdue, 2023
Long Rush: 55 at Florida State, 2021
Total Offense: 410 at Virginia Tech, 2021
Receptions: 2 vs. Pitt, 2023
Reception Yards: 9 at Florida State, 2023
Tackles: 1, twice, last vs. Clemson, 2023
* - at Mississippi State

#10 BRADEN DAVIS, QB

Rushes: 2 vs. Colgate, 2023
Rushing Yards: 5 vs. Colgate, 2023
Long Rush: 4 vs. Colgate, 2023

#11 KENDALL LONG, WR

Receptions: 2 vs. Colgate, 2023
Receiving Yards: 36 vs. Colgate, 2023
Receiving TDs: 1 vs. Colgate, 2023
Long Reception: 25 vs. Colgate, 2023

#15 BRADY DENABURG, PK

Field Goals Made: 3 vs. Army, 2023
Field Goals Attempted: 3 vs. Army, 2023
Field Goal Pct.: 1.000, four times, last at Virginia Tech (1-1), 2023
Long Field Goal Made: 46 vs. Army, 2023
Long Field Goal Attempted: 57, twice, last vs. Boston College, 2023
Tackles: 1, twice, last vs. Minnesota, 2022
Punts: 1. at Virginia Tech, 2023
Punting Yards: 54 at Virginia Tech, 2023
Long Punt: 54 at Virginia Tech, 2023
Punting Avg.: 54 at Virginia Tech, 2023

#16 CARLOS DEL RIO-WILSON, QB

Completions: 11 vs. Notre Dame, 2022
Pass Attempts: 23 at Pittsburgh, 2022
Passing Yards: 190 vs. Notre Dame, 2022
Passing TDs: 3 vs. Colgate, 2023
Long Pass: 48 vs. Colgate, 2023
Comp. Pct. (min. 10 att.): 76.9 (10-13) vs. Colgate, 2023
Interceptions: 4 vs. Boston College, 2023
Rushes: 14 at Pittsburgh, 2022
Rushing Yards: 67 vs. Boston College, 2023
Long Rush: 27 vs. Boston College, 2023
Rushing TDs: 1 vs. Boston College, 2023
Total Offense: 195 vs. Notre Dame, 2022

#17 UMARI HATCHER, WR

Receptions: 6 at North Carolina, 2023
Receiving Yards: 105 vs. Colgate, 2023
Receiving TDs: 1, three times, last vs. Army, 2023
Long Reception: 48, twice, last vs. Western Michigan, 2023
Tackles: 1, twice, last at Army, 2023

#19 ORONDE GADSDEN II, TE

Receptions: 8 vs. NC State, 2022
Receiving Yards: 141 vs. NC State, 2022
Long Reception: 46 vs. Purdue, 2022
Receiving TDs: 2, twice, last vs. NC State, 2022
Tackles: 1 vs. Albany, 2021

#22 DESTON HAWKINS, RB

Tackles: 1 vs. Pitt, 2023

#23 IKE DANIELS, RB

Rushes: 11 vs. Colgate, 2023
Rushing Yards: 63 vs. Colgate, 2023
Long Rush: 22 vs. Western Michigan, 2023
Receptions: 2 vs. Colgate, 2023
Receiving Yards: 15 vs. Colgate, 2023
Long Reception: 8 vs. Colgate, 2023

#24 MARIO ESCOBAR JR., RB

Rushes: 4 vs. Colgate, 2023
Rushing Yards: 30 vs. Colgate, 2023
Long Rush: 15 vs. Colgate, 2023

#28 JUWAUN PRICE, RB

Rushes: 24 vs. UMass, 2021 *
Rushing Yards: 165 vs. Dixie State, 2020 *
Rushing TDs: 4 vs. UMass, 2021 *
Long Rush: 67 vs. Dixie State, 2020 *
Receptions: 4, twice, last at Kentucky, 2021 *
Receiving Yards: 53 vs. South Carolina St., 2021 *
Long Reception: 26 vs. South Carolina St., 2021 *
Tackles: 1, three times, last at Florida State, 2023
* - at New Mexico State

#34 JJ BRANHAM, RB

Rushes: 3 vs. Colgate, 2023
Rushing Yards: 5 vs. Colgate, 2023
Long Rush: 4 vs. Colgate, 2023

#36 MAX VON MARBURG, P

Punts: 8 vs. Florida State, 2022
Longest Punt: 55 yards at Clemson, 2022
Punts Inside 20: 2, twice, last vs. Minnesota, 2022
Punt avg.: 43.3 yards vs. Purdue, 2022 (min 3)

#41 JACK STONEHOUSE, P

Punts: 9, twice, last at Florida State, 2023
Punting Yards: 416 at Florida State, 2023
Long Punt: 68 at Auburn, 2022 *
Punts Inside 20: 3, twice, last vs. Clemson, 2023
Punting Avg.: 51 vs. Army, 2023
Tackles: 1 at Virginia Tech, 2023
* - at Missouri

#46 TOM CALLAHAN, LS

Tackles: 2 vs. Colgate, 2020 *
Fumble Recoveries: 1, twice, last at FAU, 2021 *
* - at Fordham

#50 J'ONRE REED, OL

Fumble Recoveries: 1 vs. Colgate, 2023

#63 CHRIS BLEICH, OL

Tackles: 1 vs. Virginia, 2022

#70 ENRIQUE CRUZ, OL

Fumble Recoveries: 1 at North Carolina, 2023

#72 MARK PETRY, OL

Tackles: 1 at Florida State, 2023

#80 ISAIAH JONES, WR

Receptions: 5 vs. Western Michigan, 2023
Receiving Yards: 86 vs. Western Michigan, 2023
Receiving TDs: 2 vs. Colgate, 2023
Long Reception: 48 vs. Colgate, 2023
Tackles: 1 vs. Wake Forest, 2020
Fumble Recoveries: 1 vs. Liberty, 2020

#81 MAXIMILIAN MANG, TE

Receptions: 1, seven times, last vs. Pitt, 2023
Receiving Yards: 12 vs. UAlbany, 2021
Receiving Touchdowns: 1 vs. Pitt, 2023
Long Reception: 12 vs. UAlbany, 2021

#82 DARRELL GILL JR., WR

Receptions: 4 vs. Western Michigan, 2023
Receiving Yards: 27 vs. Western Michigan, 2023
Receiving TDs: 1 vs. Colgate, 2023
Long Reception: 18 vs. Colgate, 2023
Kick Returns: 3 vs. Boston College, 2023
Kick Return Yards: 64 vs. Boston College, 2023
Long Kick Return: 25 vs. Boston College, 2023

#85 D'MARCUS ADAMS, WR

Receptions: 2, twice, last vs. Notre Dame, 2022
Receiving Yards: 85 at Florida, 2021 *
Long Reception: 46 at Florida, 2021 *
Receiving TDs: 1, twice, last vs. Notre Dame, 2022
Punt Returns: 7 vs. Colgate, 2023
Punt Return Yards: 72 vs. Colgate, 2023
Long Punt Return: 39 vs. Colgate, 2023
Kick Returns: 3 at Florida, 2021 *
Kick Return Yards: 64 vs. Fordham, 2021 *
Long Kick Return: 47 vs. Fordham, 2021 *
* - at Florida Atlantic

#87 DONOVAN BROWN, WR

Receptions: 5 vs. Colgate, 2023
Receiving Yards: 89 vs. Western Michigan, 2023
Long Reception: 86 vs. Western Michigan, 2023
Receiving TDs: 1 vs. Western Michigan, 2023
Tackles: 1, twice, last vs. Minnesota, 2022
Completions: 1 at Florida State, 2023
Passing Yards: 9 at Florida State, 2023
Punt Returns: 2 vs. Boston College, 2023
Punt Return Yards: 39 vs. Boston College, 2023
Long Punt Return: 33 vs. Boston College, 2023

#88 STEVEN MAHAR, TE

Tackles: 1 at Louisville, 2020

#89 DAN VILLARI, WR

Receptions: 4, twice, last at Virginia Tech, 2023
Receiving Yards: 65 vs. Clemson, 2023
Receiving TDs: 1, twice, last at Virginia Tech, 2023
Long Reception: 37 vs. Clemson, 2023
Completions: 3 vs. Pitt, 2023
Pass Attempts: 5 vs. Pitt, 2023
Passing Yards: 26 at Maryland, 2021 *
Long Pass: 26 at Maryland, 2021 *
Rushes: 17 vs. Pitt, 2023
Rushing Yards: 154 vs. Pitt, 2023
Rushing TDs: 1 vs. Pitt, 2023
Long Rush: 38 vs. Pitt, 2023
Total Offense: 166 vs. Pitt, 2023
Tackles: 1 vs. Boston College, 2023
* - at Michigan

#96 ELIJAH WRIGHT, TE

Receptions: 1 vs. Pitt, 2023
Receiving Yards: 4 vs. Pitt, 2023
Long Reception: 4 vs. Pitt, 2023

INDIVIDUAL NOTES • DEFENSE



#4 • DE • CALEB OKECHUKWU • 6-4 • 276 • R-SR

- Had a career high 3.0 tackles for loss vs. Clemson this season.
- Career-high two sacks in the win over Virginia in 2022.
- Has played in 47 games over the last four seasons, with 106 tackles, 19.0 TFLs and 11.5 sacks.
- Missed the entire 2019 season while recovering from illness.
- Host of 'The Mob Podcast.'



#0 • DT • KEVON DARTON • 5-11 • 271 • R-JR

- Has 41 games played, 93 tackles and three sacks in his career.
- All three of his collegiate sacks have come this season.
- Coming off his most productive season ever in 2022. Played every game with 11 starts, notched 54 tackles and 4.0 tackles for loss.
- Was put on scholarship prior to fall camp in 2022 after starting his career as a walk-on.
- Appeared in all-12 games in 2021, 1-of-2 returning defensive linemen to do so.



#90 • DT • TERRY LOCKETT • 6-4 • 280 • R-SO

- His three fumble recoveries this season, which leads the ACC and third in the nation.
- Missed last nine games of 2022 with a season-ending injury. Has 22 games played and seven starts.
- Has 45 tackles and two sacks in his career.
- Came to Syracuse as the No. 3 prospect in Massachusetts in 2021.



#2 • LB • MARLOWE WAX JR • 6-1 • 230 • JR

- Has played in every game of his college career (46) since arriving on campus in the fall of 2020. Team best 36-straight starts.
- Had two forced fumbles, an interception, a sack, a pass breakup and a team-high 11 tackles in Syracuse's win over Purdue.
- Set a career high in tackles (14) at Virginia Tech in 2023.
- Is leading the team in tackles for the second-straight season (83) and enters Saturday's game seventh in program history with 35.5 tackles for loss.
- Co-host of 'The Mob Podcast.' Is on the Bednarik, Butkus and Lombardi Award watch lists to start the season.



#15 • LB • DEREK MCDONALD • 6-4 • 224 • R-SO

- Leads the team with four quarterback hurries and third with 54 tackles through ten games.
- Made a career-high 10 tackles at Florida State.
- Moved into starting lineup vs. UConn last season, following a season-ending injury to Stefon Thompson.
- Had a pick-six vs. Louisville in the 2022 season opener.
- Led his HS team (Marist) to the 2020 Georgia State Championship.



#9 • LB • LEON LOWERY JR • 6-3 • 200 • R-JR

- Has 3.5 sacks in the last seven games.
- His 6.5 tackles for loss this season ranks second on the team.
- Made a career high 2.0 sacks vs. Clemson in week five.
- Played defensive end and wide receiver in high school.
- Posted a career-high 3.5 tackles for loss vs. Wagner last season.



#3 • DB • ISAIAH JOHNSON • 6-3 • 205 • SR

- Joined the Orange after transferring from Dartmouth prior to the 2022 season.
- Played in all 13 games and started seven in place of an injured Garrett Williams last year.
- Led the team in tackles (9) against Western Michigan.
- Is a commissioned artist with work in the Detroit Art Museum.



#8 • ROV • JUSTIN BARRON • 6-4 • 231 • JR

- Career high 13 tackles at North Carolina.
- Switched from wide receiver to defensive back in 2020.
- Forced and recovered a fumble in loss to Boston College.
- 11th ranked prospect in Connecticut in the Class of 2020 according to Rivals.com.



#5 • FS • ALIJAH CLARK • 6-1 • 186 • JR

- Currently fourth on the team with 53 tackles.
- Transferred to Syracuse from Rutgers prior to the spring of 2022.
- Appeared in 7 games with 6 tackles and an interception at Rutgers as a true freshman.
- Nicknamed 'Cinco' dating back to his HS days.



#6 • FS • JASON SIMMONS JR. • 6-0 • 198 • SR

- Has appeared in 44 games, including time at NM State and has 181 tackles, 7.5 tackles for loss and three interceptions.
- Returned an interception 84 yards for a touchdown against Western Michigan.
- Father is the DBs coach for the Raiders.



#23 • DB • JAYDEN BELLAMY • 5-11 • 180 • R-FR

- Recovered a fumble and had a pick-six against Pitt.
- Made a career high 11 tackles at North Carolina in first collegiate start.
- Transferred from Notre Dame in spring of 2023.
- No. 4 ranked recruit from New Jersey coming out of high school by 247Sports Composite.

KEY RESERVES/SPECIALISTS



#94 • DE • KEVIN JOBITY JR. • 6-4 • 263 • SO

- Had a sack and a forced fumble at Florida State in week seven.
- Made a career-high 6 tackles in opener vs. Colgate.
- Played in 8 games for the Orange as a true freshman in 2022.
- Only played one season of high school football before receiving an offer from Syracuse.



#12 • LB • ANWAR SPARROW • 6-1 • 225 • R-SO

- Has appeared in 24 collegiate games with 65 tackles, three pass breakups, 8.5 TFL, 3.5 sacks and three forced fumbles.
- Started back-to-back games against Virginia and Wagner last season, but missed the bowl game due to injury.
- Set a new career high in tackles (12) against Wake Forest in 2022.



#20 • DB • MYLES FARMER • 6-3 • 200 • R-JR

- Transferred to Syracuse from Nebraska in Aug. 2023.
- Was the Cornhuskers second-leading tackler in 2022, finishing with 73 tackles.
- Appeared in 31 games with 16 starts at Nebraska, with 110 tackles, 1.5 TFL, 8 PBUs and four interceptions.



#14 • DB • JEREMIAH WILSON • 5-10 • 179 • SO

- Has appeared in 21 collegiate games with 37 tackles, six pass breakups, 2.5 TFL and 1 interception.
- Had an interception returned for a touchdown in season opener vs. Colgate, both firsts in his career.
- Made a career-high 10 tackles at Purdue.



#7 • LB • STEFON THOMPSON • 6-1 • 248 • R-SO

- Season high eight tackles at North Carolina.
- In 33 collegiate games played, has 159 tackles, 10.0 sacks, 19.5 tackles for loss and three forced fumbles.
- Suffered a season-ending injury in the 2022 opener vs. Louisville.



#41 • P • JACK STONEHOUSE • 6-1 • 199 • R-SO

- Transferred from Mizzou in spring of 2023.
- On pace to set Syracuse's single-season punting average record.
- Father, John, punted at USC and for the New York Giants. Cousin, Ryan, is the punter for the Titans. Uncle was also a collegiate punter at Stanford.

CAREER HIGHS • DEFENSE/SPECIALISTS

#0 KEVON DARTON, DL

Tackles: 7, twice, last vs. Notre Dame, 2022
TFL: 1.5, four times, last at North Carolina, 2023
Sacks: 1.0, three times, last at North Carolina, 2023
Fumble Recoveries: 1 vs. Pitt, 2023

#2 MARLOWE WAX, LB

Tackles: 14 at Virginia Tech, 2023
TFL: 2.5, twice, last vs. Louisville, 2022
Sacks: 2.0, twice, last at Virginia Tech, 2023
Forced Fumbles: 2 at Purdue, 2023
Fumble Recoveries: 1, three times, last at Clemson, 2022
Interceptions: 1 at Purdue, 2023
Pass Breakups: 1, five times, last at Clemson, 2023
Blocked Kicks: 1 vs. Purdue, 2022

#3 ISAIAH JOHNSON, DB

Tackles: 11 at Harvard, 2020 *
TFL: 1 vs. Princeton, 2021 *
Interceptions: 1, twice, last at Pittsburgh, 2022
Pass Breakups: 2 at Virginia Tech, 2023
Forced Fumbles: 1 at Purdue, 2023
* - at Dartmouth

#4 CALEB OKECHUKWU, DL

Tackles: 8 at Pittsburgh, 2022
TFL: 3.0 vs. Clemson, 2023
Sacks: 2.0 vs. Virginia, 2022
Interceptions: 1 vs. Purdue, 2022
Touchdowns: 1 vs. Purdue, 2022
Forced Fumbles: 1 vs. Florida State, 2022

#5 ALIJAH CLARK, DB

Tackles: 13 at Wake Forest, 2022
TFL: 1.5 vs. Notre Dame, 2022
Interceptions: 1 vs. Michigan State, 2021 *
Pass Breakups: 2, vs. Clemson, 2023
Fumble Recoveries: 1 vs. Colgate, 2023
Forced Fumbles: 1 at Florida State, 2023
Punt Returns: 1 vs. Pitt, 2023
* - at Rutgers

#6 JASON SIMMONS, DB

Tackles: 12 vs. Fresno State, 2019 *
TFL: 3 at Central Michigan, 2019 *
Forced Fumbles: at Central Michigan, 2019 *
Fumble Recoveries: 1 at Georgia Southern, 2019 *
Interceptions: 1, three times, last vs. Western Michigan, 2023
Pass Breakups: 3, three times, last at Liberty, 2019 *
Touchdowns: 1 vs. Western Michigan, 2023
* - at New Mexico State

#7 STEFON THOMPSON, LB

Tackles: 10, vs. Pitt, 2021
TFL: 4.0 at Louisville, 2020
Sacks: 2.0 vs. UAlbany, 2021
Forced Fumbles: 2 vs. UAlbany, 2021

#8 JUSTIN BARRON, DB

Tackles: 13 at North Carolina, 2023
TFL: 2.0 vs. Minnesota, 2022
Pass Breakups: 2, three times, last vs. BC, 2023
Forced Fumbles: 1, three times, last vs. BC, 2023
Fumble Recoveries: 1 vs. Boston College, 2023
Interceptions: 1 vs. Army, 2023
Sacks: 0.5 at Florida State, 2023

#9 LEON LOWERY, LB

Tackles: 7 vs. Wagner, 2022
TFL: 3.5 vs. Wagner, 2022
Sacks: 2.0 vs. Clemson, 2023
Pass Breakups: 1, twice, last vs. Clemson, 2023
Forced Fumbles: 1 at Purdue, 2023

#11 JAEDEN GOULD, DB

Tackles: 5 vs. Boston College, 2023
Interceptions: 1 vs. Army, 2023
Pass Breakups: 1 vs. Boston College, 2023

#12 ANWAR SPARROW, LB

Tackles: 12 at Wake Forest, 2022
TFLs: 3.0 at Boston College, 2022
Sacks: 3.0 at Boston College, 2022
Pass Breakups: 2 vs. Wagner, 2022
Forced Fumbles: 1, three times, last at Purdue, 2023
Fumble Recoveries: 1, twice, last vs. BC, 2023

#14 JEREMIAH WILSON, DB

Tackles: 10 at Purdue, 2023
TFL: 1.5 vs. UConn, 2022
Pass Breakups: 2, twice, last vs. Purdue, 2023
Interceptions: 1 vs. Colgate, 2023
Touchdowns: 1 vs. Colgate, 2023

#15 DEREK MCDONALD, LB

Tackles: 10 at Florida State, 2023
TFL: 1.0, three times, last at Purdue, 2023
Sacks: 1.0 twice, last vs. Western Michigan, 2023
Forced Fumbles: 1 vs. Florida State, 2022
Fumble Recoveries: 1 at North Carolina, 2023
Interceptions: 1 vs. Louisville, 2022

#17 JALIL MARTIN, DB

Tackles: 3 at Virginia Tech, 2023
TFL: 0.5 vs. Western Michigan, 2023

#19 CORNELL PERRY, DB

Tackles: 1, twice, last at Purdue, 2023

#20 MYLES FARMER, DB

Tackles: 14 vs. Minnesota, 2022 *
TFLs: 1, twice, last at Clemson, 2023
Pass Breakups: 1, five times, last vs. Wisconsin, 2022 *
Interceptions: 2 vs. Northwestern, 2020 *
Forced Fumbles: 1, twice, last vs. Clemson, 2023

#22 QUAN PETERSON, DB

Tackles: 3 vs. Minnesota, 2022

#23 JAYDEN BELLAMY, DB

Tackles: 12 at North Carolina, 2023
Interceptions: 1 vs. Pitt, 2023
Touchdowns: 1 vs. Pitt, 2023
Pass Breakups: 1 vs. Clemson, 2023
Fumble Recoveries: 1, twice, last vs. Pitt, 2023

#25 KHALIB GILMORE, DB

Tackles: 5 vs. Warner, 2022 *
Sacks: 1.0 vs. Warner, 2022 *
Tackles for Loss: 1.5 vs. Warner, 2022 *
Forced Fumbles: 1, twice, last vs. Warner, 2022 *
Fumble Recoveries: 1 vs. Western Michigan, 2023
* - at West Florida

#26 AMAN GREENWOOD, DB

Tackles: 4 vs. Liberty, 2020
Pass Breakups: 1, five times, last vs. Wake Forest, 2021
TFL: 0.5 vs. Florida State, 2021

#27 MALCOLM FOLK, DB

Tackles: 3 vs. UConn, 2022
TFL: 0.5 vs. Wagner, 2022

#29 BERRY BUXTON III, DB

Tackles: 1, twice, last vs. Western Michigan, 2023

#30 CHASE SIMMONS, DL

Tackles: 4 vs. Colgate, 2023
TFL: 1.0 vs. Colgate, 2023

#31 YOSUKE SUGANO, LB

Tackles: 5 at Duquesne, 2019 *
TFL: 2.0 vs. Wagner, 2019 *
Sacks: 1.0, four times, last vs. LIU, 2021 *
Forced Fumbles: 1 at Morgan State, 2021 *
* - at Saint Francis

#32 GREGORY DELAINE JR., DB

Tackles: 4, twice, last vs. Boston College, 2023
Interceptions: 1 vs. Colgate, 2023
Pass Breakups: 1 vs. Boston College, 2023

#33 RYAN DOLAN, LB

Tackles: 1, twice, last vs. Colgate, 2023

#39 CLAY MASTERS, DB

Tackles: 1 vs. Colgate, 2023

#42 AUSTIN ROON, LB

Tackles: 6 vs. Colgate, 2023
TFL: 1.0 vs. Colgate, 2023

#45 KADIN BAILEY, LB

Tackles: 6 vs. Minnesota, 2022
TFL: 1.0 vs. Minnesota, 2022
Sacks: 1.0 vs. Minnesota, 2022

#52 BRAYLEN INGRAHAM, DL

Tackles: 3, twice, last vs. Colgate, 2023
TFL: 1.0 vs. Clemson, 2023
Pass Breakups: 1, twice, last vs. Boston College, 2023

#58 DENIS JAQUEZ JR., DL

Tackles: 3 at Purdue, 2023
TFL: 0.5, twice, last vs. Colgate, 2023
Sacks: 1.0 vs. Army, 2023
Forced Fumbles: 1 vs. Army, 2023
Pass Breakups: 1, vs. Clemson, 2023
Blocked Punts: 1 at North Carolina, 2023

#90 TERRY LOCKETT, DL

Tackles: 5 vs. Boston College, 2023
TFL: 1.0, three times, last at Army, 2023
Sacks: 1.0, twice, last at Florida State, 2021
Fumble Recoveries: 2 at Purdue, 2023
Pass Breakups: 1, twice, last at North Carolina, 2023

#92 RASHARD PERRY, DL

Tackles: 1 at Florida State, 2023

#94 KEVIN JOBITY JR., DL

Tackles: 5 vs. Colgate, 2023
TFL: 1.0, seven times, last vs. Pitt, 2023
Sacks: 1.0, three times, last at Florida State, 2023
Forced Fumbles: 1 at Florida State, 2023

#95 FRANCOIS NOLTON JR., DL


Tackles: 1, twice, last at Boston College, 2022
TFL: 0.5 vs. Wagner, 2022

#97 BELIZAIRE BASSETT II, DL

Tackles: 1, twice, vs. Minnesota, 2022

#99 ELIJAH FUENTES-CUNDIFF, DL

Tackles: 4 vs. Minnesota, 2022
Pass Breakups: 1 at Purdue, 2023

	GAME #1
	Sept. 2, 2023 // JMA Wireless Dome Attendance: 32,465
SYRACUSE	65
COLGATE	0

SYRACUSE, N.Y. – The Syracuse football team started the 2023 campaign with a dominating 65-0 win over Colgate on Saturday afternoon at the JMA Wireless Dome, tallying a program record 677 total yards and most points in a game since tallying 66 in a game against Miami on Nov. 28, 1998.

Seven different Orange players scored a touchdown in the win with Isaiah Jones catching two scores from quarterback Garrett Shrader. Shrader completed 75 percent of his passes (18-for-24) for 257 yards and threw for four touchdowns, before being relieved of duty in the third quarter, in the win.

On the defensive side of the ball, Colgate crossed the 50 once, didn't reach the red zone and was limited to just 106 total yards of offense. Syracuse came away with 16 points from three Colgate turnovers in the win, including a pick-six from sophomore cornerback Jeremiah Wilson.

Score by Quarters

	1st	2nd	3rd	4th	Final
Syracuse	23	14	28	0	65
Colgate	0	0	0	0	0

Scoring Summary:


1st	7:18	SU	Allen 3 yd run (Denaburg kick)
			4-38, 1:13, SU 7 - Gate 0
	5:00	SU	Alford 13 yd pass from Shrader (Denaburg kick)
			3-42, 0:48, SU 14 - Gate 0
	3:41	SU	Wilson 34 yd interception (conversion failed)
			SU 20 - Gate 0
	0:54	SU	Denaburg 25 yd field goal
			7-35, 0:54, SU 23 - Gate 0
2nd	11:36	SU	Jones 44 yd pass from Shrader (Denaburg kick)
			8-85, 2:42, SU 30 - Gate 0
	7:13	SU	Gadsden 14 yd pass from Shrader (Denaburg kick)
			2-20, 0:26, SU 37 - Gate 0
3rd	11:55	SU	Hatcher 4 yd pass from Shrader (Denaburg kick)
			8-92, 3:04, SU 44 - Gate 0
	7:48	SU	Jones 5 yd pass from Del Rio Wilson (Denaburg kick)
			7-77, 2:07, SU 51 - Gate 0
	7:13	SU	Long 25 yd pass from Del Rio Wilson (Denaburg kick)
			1-25, 0:08, SU 58 - Gate 0
	1:34	SU	Gill 18 yd pass from Del Rio Wilson (Denaburg kick)
			10-60, 3:26, SU 65 - Gate 0

	SU	GATE
FIRST DOWNS	34	7
RUSHES-YARDS (NET)	52-271	38-54
PASSING YDS (NET)	406	52
Passes Comp-Att-Int	28-37-1	11-20-2
TOTAL OFFENSE PLAYS-YARDS	89-677	58-106
Fumble Returns-Yards	1-0	2-0
Punt Returns-Yards	7-72	0-0
Kickoff Returns-Yards	1-0	0-0
Interception Returns-Yards	2-66	1-16
Punts (Number-Avg)	1-49	9-428
Fumbles-Lost	4-2	4-1
Penalties-Yards	7-60	6-40
Possession Time	30:40	29:20
Third-Down Conversions	9-16	3-17
Fourth-Down Conversions	1-2	0-2
Red-Zone Scores-Chances	6-7	0-0
Sacks By: Number-Yards	3-15	1-5

RUSHING: Syracuse - Allen 16-107; Daniels 11-63; Shrader 8-40
Colgate - Henry 10-34; Gee 9-25; Brescia 8-7

PASSING: Syracuse - Shrader 18-24-257; Del Rio-Wilson 10-13-149.
Colgate - Brescia 7-14-29; Osborne 3-5-16; Stearney 1-1-7

RECEIVING: Syracuse - Hatcher 4-105; Jones 3-71
Colgate - Moore 3-19; Swanson 1-9; Hurlleman 2-9

	GAME #2
	Sept. 9, 2023 // JMA Wireless Dome Attendance: 32,465
SYRACUSE	48
WESTERN MICHIGAN	7

SYRACUSE, N.Y. – The Syracuse Orange moved to 2-0 on the 2023 season, handling the Western Michigan Broncos by a score of 48-7 and racking up 496 yards of offense to the Broncos' 318.

Garrett Shrader looked sharp once again, completing 19/30 passes for 286 yards and 1 TD - an 86 yarder to Donovan Brown. He also added 31 yards and a touchdown on the ground before being replaced by Carlos Del Rio-Wilson for the second half. LeQuint Allen Jr. also found the end-zone three times in another offensive outpouring from the Orange.

Western Michigan came flying out of the gate with a 75-yard rushing touchdown by Jalen Buckley on just the second play from scrimmage. The Orange defense then quickly came alive and did not surrender another point. An 84 yard pick-six by Jason Simmons Jr. capped off another stellar performance by Rocky Long's unit.

Score by Quarters

	1st	2nd	3rd	4th	Final
Syracuse	17	28	3	0	48
Western Michigan	7	0	0	0	7

Scoring Summary:


1st	14:30	WMU	Buckley 75 yd run (Domschke kick)
			2-75, 0:13, SU 0 - WMU 7
	10:55	SU	Denaburg 36 yd field goal
			13-54, 3:28, SU 3 - WMU 7
	3:41	SU	Allen 1 yd run (Denaburg kick)
			5-50, 1:18, SU 10 - WMU 7
	5:03	SU	Brown 86 yd pass from Shrader (Denaburg kick)
			1-86, 0:18, SU 17 - WMU 7
2nd	14:52	SU	Shrader 18 yd run (Denaburg kick)
			9-65, 2:53, SU 24 - WMU 7
	10:28	SU	Allen 1 yd run (Denaburg kick)
			5-73, 2:17, SU 31 - WMU 7
	1:19	SU	Allen 2 yd run (Denaburg kick)
			14-99, 3:38, SU 38 - WMU 7
	0:00	SU	Simmons 84 yd interception (Denaburg kick)
			SU 45 - WMU 7
3rd	7:13	SU	Denaburg 33 yd field goal
			9-33, 3:49, SU 48 - WMU 7

	SU	WMU
FIRST DOWNS	27	15
RUSHES-YARDS (NET)	37-153	26-97
PASSING YDS (NET)	343	221
Passes Comp-Att-Int	24-39-0	28-47-1
TOTAL OFFENSE PLAYS-YARDS	76-496	73-318
Fumble Returns-Yards	0-0	0-0
Punt Returns-Yards	4-28	1-0
Kickoff Returns-Yards	2-41	0-0
Interception Returns-Yards	1-84	0-0
Punts (Number-Avg)	4-184	7-297
Fumbles-Lost	1-0	0-0
Penalties-Yards	9-72	9-99
Possession Time	29:03	30:57
Third-Down Conversions	8-15	5-17
Fourth-Down Conversions	0-0	1-5
Red-Zone Scores-Chances	6-6	0-1
Sacks By: Number-Yards	4-33	2-4

RUSHING: Syracuse - Price 16-71; Daniels 6-36; Shrader 3-31
W. Michigan - Buckley 8-87; Salaam-Abdus 5-11; Hailey 3-10

PASSING: Syracuse - Shrader 19-30-286; Del Rio-Wilson 5-9-57
W. Michigan - Salopek 15-22-110; Bourguet 10-16-64; Wolff 3-9-47

RECEIVING: Syracuse - Brown 3-89; Jones 5-86; Hatcher 5-81
W. Michigan - Womack 4-67; Hence 8-59; Dieudonne 4-34

	GAME #3
	Sept. 16, 2023 // Ross-Ade Stadium Attendance: 61,441
PURDUE	20
SYRACUSE	35

SYRACUSE, N.Y. – Syracuse football picked up a 35-20 win on the road at Purdue as the Orange improved to 3-0 to start the season for a second-straight year, the first time in 60 years the Orange have started 3-0 in back-to-back years.

Garrett Shrader had a career night on the ground, running for 195 yards and four touchdowns, both career highs. He also threw for 184 yards on 14 completions at Ross-Ade Stadium.

On the defensive side of the ball, Syracuse (3-0) limited Purdue to just 80 yards on the ground while forcing seven fumbles, recovering three. Syracuse scored 14 of its 35 points directly from Purdue miscues. Marlowe Wax forced two of those fumbles, including a strip sack and added an interception.

Syracuse piled up 455 yards of total offense, including 271 yards on the ground. LeQuint Allen gathered 81 rushing yards while adding a touchdown. Damien Alford was the top receiving target in the win, reeling in four catches for 70 yards. Allen caught six balls for 62 yards to balance his evening.

Score by Quarters

	1st	2nd	3rd	4th	Final
Purdue	0	7	7	6	20
Syracuse	7	14	0	14	35

Scoring Summary:


1st	3:47	SU	Shrader 3 yd run (Denaburg kick)
			11-94, 3:50, SU 7 - PU 0
2nd	13:44	SU	Shrader 35 yd run (Denaburg kick)
			6-64, 1:47, SU 14 - PU 0
	11:14	PU	Burks 2 yd pass (Freehill kick)
			7-75, 2:30, SU 14 - PU 7
	2:34	SU	Allen 2 yd run (Denaburg kick)
			8-81, 3:16, SU 21 - PU 7
3rd	4:28	PU	Card 5 yd run (Freehill kick)
			10-66, 5:02, SU 21 - PU 14
4th	14:53	SU	Shrader 1 yd run (Denaburg kick)
			10-75, 4:35, SU 28 - PU 14
	8:38	PU	Tracy 1 yd run (conversion failed)
			14-75, 6:15, SU 28 - PU 20
	3:19	SU	Shrader 28 yd run (Denaburg kick)
			3-39, 1:37, SU 35 - PU 20

	SU	PU
FIRST DOWNS	28	29
RUSHES-YARDS (NET)	44-271	32-80
PASSING YDS (NET)	184	323
Passes Comp-Att-Int	14-28-1	32-46-1
TOTAL OFFENSE PLAYS-YARDS	72-455	78-403
Fumble Returns-Yards	3-0	0-0
Punt Returns-Yards	0-0	1-6
Kickoff Returns-Yards	3-52	0-0
Interception Returns-Yards	1-14	1-0
Punts (Number-Avg)	3-103	2-88
Fumbles-Lost	1-0	7-3
Penalties-Yards	9-105	11-127
Possession Time	29:28	30:32
Third-Down Conversions	7-12	7-14
Fourth-Down Conversions	0 of 1	1 of 4
Red-Zone Scores-Chances	3-5	3-6
Sacks By: Number-Yards	2-17	4-18

RUSHING: Syracuse - Shrader 25-195; Allen 17-80
Purdue - Tracy 10-38; Mockabee 12-31; Burks 1-10

PASSING: Syracuse - Shrader 14-28-184
Purdue - Card 32-46-323

RECEIVING: Syracuse - Alford 4-70; Allen 6-62; Brown 4-52
Purdue - Yaseen 10-114; Klare 5-65; Burks 4-51

	GAME #4 Sept. 23, 2023 // JMA Wireless Dome Attendance: 37,594			
	<table border="1"> <tr> <td>SYRACUSE</td> <td style="text-align: center;">29</td> </tr> <tr> <td>ARMY WEST POINT</td> <td style="text-align: center;">16</td> </tr> </table>	SYRACUSE	29	ARMY WEST POINT
SYRACUSE	29			
ARMY WEST POINT	16			

SYRACUSE, N.Y. – Syracuse football kept its clean start to the season alive – going perfect through its nonconference schedule behind a 29-16 win over Army West Point on Saturday. It's the first time since the Orange first joined the BIG EAST in 1991 that the team swept its non-conference slate with four wins.

Garrett Shrader continued to move up the charts in the Orange victory, rushing for the 29th touchdown of his 'Cuse career. He threw for another 216 yards and a touchdown, completing 20 of his 25 passes (80-percent). Shrader is now tied for eighth all-time on the ACC quarterback rushing touchdown list and is tied for the sixth-most by a Syracuse player.

Damien Alford had a breakout game with 135 yards on nine catches, setting his career best. Alford accounted for 27 yards after the catch as well.

On the ground, Syracuse (4-0) covered 158 yards, led by LeQuint Allen's 104, his second 100-yard game of the season. Shrader accounted for 50 yards rushing as the pair each scored rushing touchdowns.

The Mob forced another two turnovers, coming on interceptions by Justin Barron and Jaeden Gould.

Score by Quarters

	1st	2nd	3rd	4th	Final
Syracuse	0	3	13	13	29
Army	7	3	0	6	16

Scoring Summary:


1st	5:35	ARMY	Buchanan 1 yd run (Talley kick)
			17-75, 9:25, SU 0 - ARMY 7
2nd	13:29	SU	Denaburg 46 yd field goal
			9-42, 3:47, SU 3 - ARMY 7
	0:29	ARMY	Maretzki 38 yd field goal
			7-75, 2:30, SU 3 - ARMY 10
3rd	7:59	SU	Allen 13 yd run (Denaburg kick)
			4-66, 1:44, SU 10 - ARM 10
	2:01	SU	Hatcher 13 yd pass from Shrader (Conv. failed)
			10-91, 3:41, SU 16 - ARMY 10
4th	11:36	SU	Denaburg 30 yd field goal
			9-47, 4:13, SU 19 - ARMY 10
	9:46	SU	Shrader 21 yd run (Denaburg kick)
			2-27, 0:31, SU 26 - ARMY 10
	6:05	SU	Denaburg 31 yd field goal
			6-13, 3:05, SU 29 - ARMY 10
	2:32	ARMY	Short 80 yd pass (Conv. failed)
			1-80, 0:11, SU 29 - ARMY 20

	SU	ARMY
FIRST DOWNS	20	16
RUSHES-YARDS (NET)	37-158	46-125
PASSING YDS (NET)	245	145
Passes Comp-Att-Int	21-26-1	9-21-2
TOTAL OFFENSE PLAYS-YARDS	63-403	67-270
Fumble Returns-Yards	0-0	0-0
Punt Returns-Yards	3-17	1-2
Kickoff Returns-Yards	0-0	1-12
Interception Returns-Yards	2-22	1-37
Punts (Number-Avg)	3-51	5-40.6
Fumbles-Lost	0-0	1-0
Penalties-Yards	6-65	2-15
Possession Time	26:40	33:20
Third-Down Conversions	3-11	6-17
Fourth-Down Conversions	1-2	3-4
Red-Zone Scores-Chances	4-5	1-2
Sacks By: Number-Yards	4-24	2-10

RUSHING: Syracuse - Allen 20-104; Shrader 10-50
Army - Daily 20-47; Buchanan 6-22; Udoh 5-16

PASSING: Syracuse - Shrader 21-26-245
Army - Daily 9-21-145

RECEIVING: Syracuse - Alford 9-135; Hatcher 4-37
Army - Short 6-105; Ligenfelter 1-21; Alston 1-16

	GAME #5 Sept. 30, 2023 // JMA Wireless Dome Attendance: 40,973			
	<table border="1"> <tr> <td>SYRACUSE</td> <td style="text-align: center;">14</td> </tr> <tr> <td>CLEMSON</td> <td style="text-align: center;">31</td> </tr> </table>	SYRACUSE	14	CLEMSON
SYRACUSE	14			
CLEMSON	31			

SYRACUSE, N.Y. – Syracuse football dropped its first game of the season, falling 31-14 at the JMA Wireless Dome against Clemson. The Tigers' 21 points off 'Cuse turnovers proved to be the difference in the contest, converting all three of the Orange's miscues (two of which in their own territory), for scores.

Garrett Shrader completed 15 of his 29 attempts for Syracuse (4-1, 0-1 ACC) for 181 yards and two touchdowns.

LeQuint Allen Jr. led the Orange ground attack with 52 yards. Allen also caught six balls for 38 yards and a touchdown. Dan Villari reeled in his first career touchdown, paired with 65 yards receiving.

Defensively, Justin Barron led Syracuse with eight tackles. Caleb Okechukwu was in on four tackles, including three for a loss, and one quarterback hurry. Marlowe Wax moved up the career charts with his seventh forced fumble, now tied for fourth all-time at Syracuse. Alijah Clark had two of the six pass breakups for the Orange.

Score by Quarters

	1st	2nd	3rd	4th	Final
Syracuse	7	0	0	7	14
Clemson	14	7	3	7	31

Scoring Summary:


1st	10:03	CU	Stellato 14 yd pass from Klubnik (Weitz kick)
			7-55, 3:14, CLE 7 - SU 0
	5:53	CU	Shipley 2 yd run (Weitz kick)
			2-3, 0:42, CLE 14-SU 0
	2:26	SU	Villari 28 yd pass from Shrader (Denaburg kick)
			8-75, 3:27, CLE 14 - SU 7
2nd	2:23	SU	Collins 47 yd pass from Klubnik (Weitz kick)
			4-61, 1:02, CLE 21 - SU 7
3rd	11:03	CU	Weitz 38 yd field goal
			7-54 3:57, CLE 24 - SU 7
4th	12:23	SU	Allen 6 yd pass from Shrader (Denaburg kick)
			5-42, 1:42, CLE 24 - SU 14
	6:38	CU	Mafah 32 yd run (Weitz kick)
			1-32 0:07, CLE 31 - SU 14

	SU	CU
FIRST DOWNS	14	22
RUSHES-YARDS (NET)	34-100	35-126
PASSING YDS (NET)	186	263
Passes Comp-Att-Int	16-31-1	23-37-0
TOTAL OFFENSE PLAYS-YARDS	286	389
Fumble Returns-Yards	1-13	1-20
Punt Returns-Yards	3-6	0-0
Kickoff Returns-Yards	0-0	0-0
Interception Returns-Yards	0-0	1-0
Punts (Number-Avg)	6-50.7	6-41.7
Fumbles-Lost	3-2	2-1
Penalties-Yards	9-92	6-54
Possession Time	26:39	33:21
Third-Down Conversions	9-17	8-16
Fourth-Down Conversions	0 of 1	0 of 1
Red-Zone Scores-Chances	1-1	3-4
Sacks By: Number-Yards	3-17	5-29

RUSHING: Syracuse - Allen 14-52; Shrader 15-24
Clemson - Shipley 18-61; Mafah 8-43; Brown 1-23

PASSING: Syracuse - Shrader 15-29-181; Del Rio-Wilson 1-1-5
Clemson - Klubnik 23-37-263

RECEIVING: Syracuse - Villari 2-65; Allen 6-38; Brown 4-34
Clemson - Brown 9-153; Collins 2-63; Stellato 4-37

	GAME #6 Oct 7, 2023 // Kenan Stadium Attendance: 50,500			
	<table border="1"> <tr> <td>NORTH CAROLINA</td> <td style="text-align: center;">40</td> </tr> <tr> <td>SYRACUSE</td> <td style="text-align: center;">7</td> </tr> </table>	NORTH CAROLINA	40	SYRACUSE
NORTH CAROLINA	40			
SYRACUSE	7			

CHAPEL HILL, N.C. – Syracuse football faltered on the road Saturday afternoon, dropping a 40-7 decision at No. 14 North Carolina's Kenan Stadium.

The Orange (4-2, 0-2 ACC) had 221 total yards, with 129 coming in the air from Garrett Shrader (124) and Carlos Del Rio-Wilson (5). LeQuint Allen Jr. accounted for the lone Syracuse score with a 1-yard rushing touchdown. He finished with 38 total yards on the ground. Umari Hatcher had a standout game with 85 receiving yards, including a 34-yard catch to help set up the Allen touchdown.

Justin Barron finished with a career-high 14 total tackles for the Orange, including nine solo stops, one pass breakup and a quarterback hurry. Terry Lockett added a pass breakup along the defensive line as well. Leon Lowery and Kevon Darton contributed a sack apiece.

No. 14 North Carolina's offense accounted for 644 total yards of offense, including 442 passing yards for the Tar Heels (5-0, 2-0 ACC). Drake Maye finished with 442 passing yards on 33 completions and three touchdowns.

Score by Quarters

	1st	2nd	3rd	4th	Final
North Carolina	10	17	10	3	40
Syracuse	0	0	7	0	7

Scoring Summary:


1st	10:51	NC	Burnette 29 yd field goal
			14-64, 4:09, NC 3 - SU 0
	1:33	NC	Maye 1 yd run (Burnette kick)
			17-94, 7:27, NC 10 - SU 0
2nd	12:36	NC	Nesbit 23 yd pass from Maye (Burnette kick)
			9-77, 2:25, NC 17 - SU 0
	6:10	NC	Burnette 24 yd field goal
			9-95, 3:13, NC 20 - SU 0
	0:07	NC	Copenhaver 1 yd pass from Maye (Burnette kick)
			9-95, 3:13, NC 27 - SU 0
3rd	11:15	SU	Allen 1 yd run (Denaburg kick)
			9-75, 3:45, NC 27 - SU 7
	6:46	NC	Burnette 36 yd field goal
			10-57 4:29, NC 30 - SU 7
	1:41	NC	Paysour 77 yd pass from Maye (Burnette kick)
			4-83 1:24, NC 37 - SU 7
4th	5:08	NC	Burnette 31 yd field goal
			17-62, 8:09, NC 40 - SU 7

	SU	UNC
FIRST DOWNS	11	33
RUSHES-YARDS (NET)	28-92	48-202
PASSING YDS (NET)	129	442
Passes Comp-Att-Int	16-23-2	33-49-0
TOTAL OFFENSE PLAYS-YARDS	51-221	97-644
Fumble Returns-Yards	0-0	0-0
Punt Returns-Yards	1-14	1-5
Kick Returns-Yards	0-0	0-0
Interception Returns-Yards	0-0	2-19
Punts (Number-Avg)	6-44.2	1-0
Fumbles-Lost	1-0	1-1
Penalties-Yards	7-53	5-55
Possession Time	22:44	37:16
Third-Down Conversions	4-11	10-19
Fourth-Down Conversions	0-0	1-2
Red-Zone Scores-Chances	1-1	6-7
Sacks By: Number-Yards	2-5	1-7

RUSHING: Syracuse - Allen 11-38; Shrader 10-28
North Carolina - Hampton 15-78; Maye 14-55; Brooks 6-25

PASSING: Syracuse - Shrader 15-21-124; Del Rio-Wilson 1-2-5
North Carolina - Maye 33-47-442

RECEIVING: Syracuse Hatcher 6-85; Brown 3-25; Villari 4-11
North Carolina - McCollum 7-135; Paysour 3-100; Nesbit 5-79

	GAME #7 Oct 14, 2023 // Doak S. Campbell Stadium Attendance: 79,560
FLORIDA STATE	41
SYRACUSE	3

Tallahassee, Fla. – Playing a top-15 team for a second straight week on the road, Syracuse football dropped a 41-3 decision at No. 4 Florida State Saturday afternoon at Doak Campbell Stadium.

Syracuse (4-3, 0-3 ACC) split its offensive yards with 137 passing and 124 on the ground. LeQuint Allen Jr. picked up 127 all-purpose yards, including 110 on the ground while catching three passes for 16 yards.

Garrett Shrader threw for 99 yards while Carlos Del Rio-Wilson completed two passes for 29 yards. Six different Orange caught a pass, led by 37 yards from Damien Alford and 36 from Umari Hatcher.

Justin Barron topped the Orange defense with 11 total tackles, including 1.5 sacks. It was his second-straight double-digit effort. Derek McDonald accounted for the other half sack alongside a career-high 10 total tackles. Barron notched a pair of pass breakups, as did Jason Simmons Jr. The Syracuse defense forced two of the three Florida State fumbles, with Alijah Clark and Kevin Jobity Jr. each jarring the ball loose.

Score by Quarters

	1st	2nd	3rd	4th	Final
Florida State	7	10	7	17	41
Syracuse	0	3	0	0	3

Scoring Summary:


1st	9:05	FSU	Travis 2 yd run (Fitzgerald kick)
			9-80, 4:19, FSU 7 - SU 0
2nd	14:55	FSU	Fitzgerald 48 yd field goal
			8-51, 2:49 FSU 10 - SU 0
	9:26	SU	Denaburg 37 yd field goal
			10-55, 5:29 FSU 10 - SU 3
	7:41	FSU	Coleman 58 yd pass from Travis (Fitzgerald kick)
			4-75, 1:45 FSU 17 - SU 3
3rd	9:11	FSU	Travis 2 yd run (Fitzgerald kick)
			6-70, 2:12 FSU 24 - SU 3
4th	14:06	FSU	Fitzgerald 29 yd field goal
			4(-)-2, 1:16, FSU 27 - SU 7
	9:47	FSU	Toafili 50 yd run (Fitzgerald kick)
			6-80, 1:24, NC 37 - SU 7
	5:57	FSU	Williams 44 yd pass from Rodemaker (Fitzgerald kick)
			4-71, 2:03, FSU 41 - SU 3

	SU	FSU
FIRST DOWNS	12	22
RUSHES-YARDS (NET)	36-124	36-211
PASSING YDS (NET)	137	344
Passes Comp-Att-Int	12-31-1	25-39-0
TOTAL OFFENSE PLAYS-YARDS	67-261	73-535
Fumble Returns-Yards	0-0	1-11
Punt Returns-Yards	1-5	6-107
Kick Returns-Yards	0-0	0-0
Interception Returns-Yards	0-0	1-13
Punts (Number-Avg)	9-46.2	4-45.0
Fumbles-Lost	2-1	3-0
Penalties-Yards	2-8	6-50
Possession Time	32:59	27:01
Third-Down Conversions	6-19	9-17
Fourth-Down Conversions	1-2	0-2
Red-Zone Scores-Chances	1-2	3-4
Sacks By: Number-Yards	2-15	3-20

RUSHING: Syracuse - Allen 19-110; Price 8-20
Florida State - Toafili 7-93; Benson 14-74; Campbell 1-19

PASSING: Syracuse - Shrader 9-21-99; Del Rio Wilson 2-9-29
Florida State - Travis 23-37-284; Rodemaker 2-2-60

RECEIVING: Syracuse - Alford 2-37; Hatcher 2-36; Villari 3-18
Florida State - Coleman 9-140; Bell 4-87; H. Williams 1-44

	GAME #8 Oct 26, 2023// Lane Stadium Attendance: 60,236
VIRGINIA TECH	38
SYRACUSE	10

Blacksburg, Va. – Syracuse dropped a 38-10 decision on a Thursday night at Virginia Tech's Lane Stadium.

Defensively, Marlowe Wax Jr. led the way with 14 tackles, the most by a Syracuse player this season and a new career best. Wax added two sacks to his evening as well. Isaiah Johnson notched a pair of pass breakups as Wax and Leon Lowery picked up two tackles for loss.

Syracuse (4-4) had 138 passing yards from Garrett Shrader, connecting with tight end Dan Villari for the lone Orange touchdown. Damien Alford snagged four catches for a team-best 70 yards in the air.

Virginia Tech (4-4) had 528 total yards of offense, including 318 on the ground. The Hokies picked up points on their first six possessions of the game with three touchdowns and three field goals.

Score by Quarters

	1st	2nd	3rd	4th	Final
Virginia Tech	13	17	5	3	38
Syracuse	0	3	7	0	10

Scoring Summary:


1st	11:22	VT	Love 43 yd field goal
			7-25, 2:28 VT 3 - SU 0
	6:00	VT	Felton 26 yd pass from Thomas (Love kick)
			10-68, 4:16 VT 10 - SU 0
	1:57	VT	Love 32 yd field goal
			6-15, 2:34, VT 13 - SU 0
2nd	11:34	VT	Love 39 yd field goal
			9-53, 3:56, VT 16 - SU 0
	7:13	VT	Felton 62 yd pass from Drones (Love kick)
			6-93, 2:27 VT 23 - SU 0
	4:18	SU	Denaburg 43 yd field goal
			8-50 2:55, VT 23 - SU 3
	1:34	VT	Tuten 3 yd run (Love kick)
			6-75 2:44, VT 30 - SU 3
3rd	12:57	VT	Nelson Cole safety
			VT 32 - SU 3
	7:41	SU	Villari 6 yd pass from Shrader (Denaburg kick)
			9-80 3:23, VT 32 - SU 10
	0:08	VT	Love 24 yd field goal
			12-68, 7:33, VT 35 - SU 10
4th	7:47	VT	Love 31 yd field goal
			9-52 5:49, VT 38 - SU 10

	SU	VT
FIRST DOWNS	9	28
RUSHES-YARDS (NET)	25-0	53-318
PASSING YDS (NET)	137	210
Passes Comp-Att-Int	12-18-0	16-26-0
TOTAL OFFENSE PLAYS-YARDS	43-137	79-528
Fumble Returns-Yards	0-0	0-0
Punt Returns-Yards	1-21	3-83
Kick Returns-Yards	1-24	1-23
Interception Returns-Yards	0-0	0-0
Punts (Number-Avg)	8-50.9	3-45
Fumbles-Lost	1-0	0-0
Penalties-Yards	7-42	5-60
Possession Time	18:18	41:42
Third-Down Conversions	0-9	8-16
Fourth-Down Conversions	0-0	0-0
Red-Zone Scores-Chances	1-1	6-6
Sacks By: Number-Yards	2-9	8-59

RUSHING: Syracuse - Allen 14-42, Shrader 11 - (-42)
Virginia Tech - Tuten 18-118; Thomas 13-87; Drones 8-56

PASSING: Syracuse - Shrader 12-18-137
Virginia Tech - Drones 15-24-194; Thomas 1-1-16

RECEIVING: Syracuse - Alford 4-70; Villari 4-37; Allen 2-13
Virginia Tech - Felton 3-80; Lane 6-72; Gosnell 1-26

	GAME #9 Nov 3, 2023// JMA Wireless Dome Attendance: 42,523
SYRACUSE	10
BOSTON COLLEGE	17

Syracuse, NY. – LeQuint Allen Jr. had a career day for the Syracuse football team, which dropped a 17-10 decision at home against longtime rival Boston College Friday night at the JMA Wireless Dome.

Allen led the Orange offense, covering 142 yards on the ground, a new career best for the sophomore back. He did so on 18 carries for a 7.9 per-rush average on the night in the first Syracuse game at home since the month of September.

Syracuse quarterback Garrett Shrader was ruled out due to an injury suffered against Virginia Tech. Making his first start of the season, and the second in his Syracuse career, Carlos Del-Rio Wilson completed seven of his 17 pass attempts while also rushing for 67 yards and the Syracuse touchdown.

Syracuse (4-5, 0-5 ACC) was backed on defense by Anwar Sparrow and Justin Barron, who had three pass breakups between them, including two from the latter. Both picked up fumbles as well.

Score by Quarters

	1st	2nd	3rd	4th	Final
Syracuse	7	0	0	3	10
Boston College	3	7	0	7	17

Scoring Summary:


1st	4:55	BC	Connor 24 yd field goal
			10-44 4:03, BC 3 - SU 0
	0:33	SU	Del Rio-Wilson 27 yd run (Denaburg kick)
			4-65 1:43, BC 3 - SU 7
2nd	0:48	BC	McGowan 2 yd pass from Castellanos (Connor kick)
			18-80 7:59, BC 10 - SU 7
4th	14:18	SU	Denaburg 36 yd field goal
			5-58 1:46, BC 10 - SU 10
	2:23	BC	Castellanos 7 yd run (Connor kick)
			11-71 3:36 BC 17 - SU 10

	SU	BC
FIRST DOWNS	10	28
RUSHES-YARDS (NET)	30-209	57-185
PASSING YDS (NET)	37	165
Passes Comp-Att-Int	7-17-4	20-37-0
TOTAL OFFENSE PLAYS-YARDS	47-246	94-350
Fumble Returns-Yards	2-27	0-0
Punt Returns-Yards	3-47	0-0
Kick Returns-Yards	3-64	0-0
Interception Returns-Yards	0-0	4-14
Punts (Number-Avg)	5-44.2	5-41.4
Fumbles-Lost	0-0	2-2
Penalties-Yards	9-79	2-22
Possession Time	17:44	42:16
Third-Down Conversions	3-10	9-20
Fourth-Down Conversions	0-0	3-4
Red-Zone Scores-Chances	1-1	3-3
Sacks By: Number-Yards	0-0	1-3

RUSHING: Syracuse - Allen 18-143; Del Rio-Wilson 12-67
Boston College - Castellanos 22-87; Robichaux 23-70

PASSING: Syracuse - Del Rio-Wilson 7-17-37
Boston College - Castellanos 20-37-165

RECEIVING: Syracuse - Hatcher 3-19; Villari 3-14; Allen 1-4
Boston College - Bond 4-48; Tomlin 5-41; Griffin 2-30

	GAME #10 Nov 11, 2023// Yankee Stadium Attendance: 17,101	
	SYRACUSE	28
	PITTSBURGH	13

Bronx, NY. – Putting together a throwback style offense, Syracuse football upended Pittsburgh 28-13 at Yankee Stadium as the two teams celebrated the 100th anniversary of the first-ever college football game on that site.

Syracuse (5-5, 1-5 ACC) put together a run-heavy game plan, amassing 382 yards on the ground. LeQuint Allen Jr. went for 102 yards while tight end Dan Villari rushed for a game-best 154 yards and a touchdown. Garrett Shrader neared the century mark with 96 on the ground and another rushing touchdown.

Defensively, the Orange were backed by four Pitt turnovers, all in the second half and resulting in 21 'Cuse points. Jayden Bellamy came down with a pick six and a fumble recovery. Kevon Darton and Terry Lockett each scooped up a fumble as well. After trailing 13-7 at halftime, the Orange did not allow Pitt a single point in the entire second half while scoring 21.

Score by Quarters

	1st	2nd	3rd	4th	Final
Syracuse	7	0	14	7	28
Pittsburgh	3	10	0	0	13

Scoring Summary:

1st	10:17	SU	Mang 5 yd pass from Shrader 10-75 4:43, SU 7 - PIT 0
	1:19	PIT	Sauls 35 yd field goal 6-20 3:16, PIT 3 - SU 10
2nd	2:30	PIT	Mumpfield 10 yd pass from Veilleux (Sauls kick) 4-80 2:34, PIT 10 - SU 7
	0:00	PIT	Sauls 33 yd field goal 6-41 0:36, PIT 13 - SU 7
3rd	7:24	SU	Shrader 21 yd run (Denaburg kick) 9-52 3:32, SU 14 - PIT 13
	1:41	SU	Bellamy 23 yd interception (Denaburg kick) SU 21 - PIT 13
4th	14:19	SU	Villari 27 yd run (Denaburg kick) 2-34 0:36, SU 28 - PIT 13

	SU	PIT
FIRST DOWNS	21	11
RUSHES-YARDS (NET)	66-382	21-60
PASSING YDS (NET)	17	209
Passes Comp-Att-Int	4-8-0	16-28-1
TOTAL OFFENSE PLAYS-YARDS	74-399	49-269
Fumble Returns-Yards	0-0	0-0
Punt Returns-Yards	1-0	3-47
Kick Returns-Yards	1-7	1-20
Interception Returns-Yards	0-0	1-23
Punts (Number-Avg)	4-49.5	5-43.6
Fumbles-Lost	3-1	3-3
Penalties-Yards	5-30	3-20
Possession Time	37:26	22:34
Third-Down Conversions	6-15	3-10
Fourth-Down Conversions	1-1	2-4
Red-Zone Scores-Chances	1-3	3-3
Sacks By: Number-Yards	0-0	0-0

RUSHING: Syracuse - Villari 17-154; Allen 28-102; Shrader 14-96
Pittsburgh - Hammond 12-43; Johnson 2-15; Carter 2-4

PASSING: Syracuse - Villari 3-5-12; Shrader 1-2-5
Pittsburgh - Veilleux 13-22-161; Yarnell 3-5-48

RECEIVING: Syracuse - Shrader 1-6; Mang 1-5; Wright 1-4
Pittsburgh - Means 2-71; Epps 3-52; Reynolds 3-44

TEAM STATS

Team Statistics

	SU	OPP
Scoring	249	223
Points per game	24.9	22.3
Points Off Turnovers	75	41
First Downs	185	211
Rushing	88	92
Passing	78	97
Penalty	19	22
Rushing Yardage	1770	1438
Yards gained rushing	1970	1697
Yards lost rushing	200	259
Rushing attempts	388	390
Average per rush	4.6	3.7
Average per game	177.0	143.8
TDs Rushing	16	12
Passing Yardage	1807	2374
Comp-Att-Int	155-259-11	213-350-7
Average per pass	7.0	6.8
Average per catch	11.7	11.1
Average per game	180.7	237.4
TDs Passing	13	13
Total offense	3577	3812
Total plays	647	740
Average per play	5.5	5.2
Average per game	357.7	381.2
Kick returns: #-Yards	11-188	3-55
Punt returns: #-Yards	23-196	16-250
Int returns: #-Yards	7-209	11-99
Kick return average	17.1	18.3
Punt return average	8.5	15.6
Int return average	29.9	9.0
Fumbles-Lost	17-6	23-11
Penalties-Yards	70-606	55-547
Average per game	60.6	54.7
Punts-Yards	49-2300	47-2006
Average per punt	46.9	42.7
Net punt average	40.5	37.9
Kickoffs-Yards	51-3283	50-3154
Average per kick	64.4	63.1
Net kick average	39.9	40.1
Time of possession / game	27:10	32:50
3rd-down conversion	55/134	68/163
3rd-down pct	41%	42%
4rd-down conversion	5/12	10/25

INDIVIDUAL STATS

Rushing

Player	gp	att	gain	loss	net	avg	td	lg	avg/g
LeQuint Allen	10	166	821	23	798	4.8	7	56	79.8
Garrett Shrader	9	102	572	151	421	4.1	7	39	46.8
Juwaun Price	9	45	162	5	157	3.5	0	22	17.4
Dan Villari	10	19	157	0	157	8.3	1	38	15.7
Carlos Del Rio-Wilson	7	21	113	8	105	5.0	1	27	15.0
Ike Daniels	3	18	103	0	103	5.7	0	22	34.3
Mario Escobar Jr.	4	4	30	0	30	7.5	0	15	7.5
Braden Davis	1	2	5	0	5	2.5	0	4	5.0
JJ Branham	1	3	6	1	5	1.7	0	3	5.0
Luke MacPhail	2	1	1	0	1	1.0	0	1	0.5
Donovan Brown	10	1	0	3	-3	-3.0	0	0	-0.3
Team	10	6	0	9	-9	-1.5	0	0	-0.9
Total	10	388	1970	200	1770	4.6	16	56	177.0
Opponents	10	390	1697	259	1438	3.7	12	75	143.8

Passing

Player	gp	effic	comp-att-int	pct	yds	td	lg	avg/g
Garrett Shrader	9	137.7	124-199-5	62.3	1513	10	86	168.1
Carlos Del Rio-Wilson	7	93.3	26-51-6	51.0	282	3	48	40.3
Dan Villari	10	66.8	3-6-0	50.0	12	0	6	1.2
LeQuint Allen	10	12.2	1-2-0	50.0	-9	0	0	-0.9
Donovan Brown	10	175.6	1-1-0	100.0	9	0	9	0.9
Total	10	126.5	155-259-11	59.8	1807	13	86	180.7
Opponents	10	126.1	213-350-7	60.9	2374	13	80	237.4

Receiving

Player	gp	no.	yds	avg	td	lg	avg/g
LeQuint Allen	10	27	176	6.5	1	26	17.6
Umari Hatcher	10	25	375	15.0	2	48	37.5
Damien Alford	10	24	389	16.2	1	35	38.9
Donovan Brown	10	23	305	13.3	1	86	30.5
Dan Villari	10	19	167	8.8	2	37	16.7
Isaiah Jones	8	8	157	19.6	2	44	19.6
Oronde Gadsden II	2	7	67	9.6	1	17	33.5
Darrell Gill Jr.	10	6	54	9.0	1	18	5.4
Garrett Shrader	9	4	1	0.3	0	9	0.1
Juwaun Price	9	3	38	12.7	0	21	4.2
Kendall Long	9	3	41	13.7	1	25	4.6
Maximilian Mang	10	2	12	6.0	1	7	1.2
Ike Daniels	3	2	15	7.5	0	8	5.0
Elijah Wright	8	1	4	4.0	0	4	0.5
D'Marcus Adams	10	1	6	6.0	0	6	0.6
Total	10	155	1807	11.7	13	86	180.7
Opponents	10	213	2374	11.1	13	80	237.4

Punt Returns

Player	no.	yds	avg	td	lg
D'Marcus Adams	16	119	7.4	0	39
Donovan Brown	2	39	19.5	0	33
LeQuint Allen	2	29	14.5	0	21
Trebor Pena	2	9	4.5	0	7
Alijah Clark	1	0	0.0	0	0
Total	23	196	8.5	0	39
Opponents	16	250	15.6	0	72

Interceptions

Player	no.	yds	avg	td	lg
Justin Barron	1	5	5.0	0	5
Marlowe Wax	1	14	14.0	0	14
Jason Simmons Jr.	1	84	84.0	1	84
Jaeden Gould	1	17	17.0	0	17
Jeremiah Wilson	1	66	66.0	1	66
Greg Delaine	1	0	0.0	0	0
Jayden Bellamy	1	23	23.0	1	23
Total	7	209	29.9	3	84
Opponents	11	99	9.0	0	37

Kick Returns

Player	no.	yds	avg	td	lg
D'Marcus Adams	6	93	15.5	0	23
Darrell Gill Jr.	5	95	19.0	0	25
Total	11	188	17.1	0	25
Opponents	3	55	18.3	0	23

Fumble Returns

Player	no.	yds	avg	td	lg
Justin Barron	1	19	19.0	0	19
Jayden Bellamy	2	13	6.5	0	13
Anwar Sparrow	1	8	8.0	0	8
Terry Lockett	3	0	0.0	0	0
Kevon Darton	1	0	0.0	0	0
Leon Lowery	1	0	0.0	0	0
Derek McDonald	1	0	0.0	0	0
Alijah Clark	1	0	0.0	0	0
Total	11	40	3.6	0	19
Opponents	6	31	5.2	0	20

SYRACUSE GAME-BY-GAME

Date	Opponent	Rushing				Receiving				Passing				Kick Returns				Punt Returns				tot off		
		no.	yds	td	lg	no.	yds	td	lg	cmp	att	int	yds	td	lg	no.	yds	td	lg	no.	yds		td	lg
09/02/2023	Colgate	52	271	1	35	28	406	7	48	28	37	1	406	7	48	1	0	0	0	7	72	0	39	677
09/09/2023	Western Mich.	37	153	4	22	24	343	1	86	24	39	0	343	1	86	2	41	0	23	4	28	0	14	496
09/16/2023	at Purdue	44	271	5	39	14	184	0	34	14	28	1	184	0	34	3	52	0	21	0	0	0	0	455
09/23/2023	Army West Point	37	158	2	26	21	245	1	31	21	26	1	245	1	31	0	0	0	0	3	17	0	8	403
09/30/2023	Clemson	34	100	0	19	16	181	2	37	16	31	1	181	2	37	0	0	0	0	3	6	0	5	281
10/07/2023	at North Carolina	28	92	1	18	16	129	0	34	16	23	2	129	0	34	0	0	0	0	0	0	0	0	221
10/14/2023	at Florida St.	36	124	0	27	12	137	0	22	12	31	1	137	0	22	0	0	0	0	1	5	0	5	261
10/26/2023	at Virginia Tech	25	0	0	14	12	137	1	22	12	18	0	137	1	22	1	24	0	24	1	21	0	21	137
11/03/2023	Boston College	30	209	1	56	7	37	0	13	7	17	4	37	0	13	3	64	0	25	3	47	0	33	246
11/11/2023	vs Pittsburgh	65	392	2	38	5	8	1	6	5	9	0	8	1	6	1	7	0	7	1	0	0	0	400
Syracuse		388	1770	16	56	155	1807	13	86	155	259	11	1807	13	86	11	188	0	25	23	196	0	39	3577
Opponents		390	1438	12	75	213	2374	13	80	213	350	7	2374	13	80	3	55	0	23	16	250	0	72	3812

Syracuse Averages

Games	Avg/ rush	Avg/ catch	Pass effic	KR avg	PR avg	All purpose avg/game	Total offense avg/game
10	4.6	11.7	126.5	17.1	8.5	417.0	357.7

Date	Opponent	Tackles			Sacks	Fumble		Pass Defense			blkd kick	PAT attempts			off			
		ua	a	total		tfl-yds	no-yds	ff	fr-yds	int-yds		qbh	brup	kick	kick	rush	rcv	saf
09/02/2023	Colgate	12	74	86	9.0-51	3-16	1	1-0	2-66	4	1	0	8-8	0	0	0	16	65
09/09/2023	Western Mich.	45	12	57	6.0-37	4-33	0	0-0	1-84	2	5	0	6-6	0	0	0	7	48
09/16/2023	at Purdue	46	20	66	5.0-22	2-17	6	3-0	1-14	1	6	0	5-5	0	0	0	21	35
09/23/2023	Army West Point	41	26	67	8.0-33	4-24	1	0-0	2-22	3	2	0	2-3	0	0	0	3	29
09/30/2023	Clemson	37	24	61	13.0-47	3-17	2	1-13	0-0	3	6	0	2-2	0	0	0	7	14
10/07/2023	at North Carolina	53	32	85	6.0-12	2-5	0	1-0	0-0	8	2	1	1-1	0	0	0	0	7
10/14/2023	at Florida St.	41	36	77	4.0-19	2-15	2	0-0	0-0	3	5	0	0-0	0	0	0	0	3
10/26/2023	at Virginia Tech	40	54	94	4.0-11	2-9	0	0-0	0-0	3	2	0	1-1	0	0	0	0	10
11/03/2023	Boston College	58	20	78	8.0-17	0-0	1	2-27	0-0	2	7	0	1-1	0	0	0	0	10
11/11/2023	vs Pittsburgh	25	24	49	3.0-4	0-0	1	3-0	1-23	1	2	0	4-4	0	0	0	21	28
Syracuse		398	322	720	66.0-253	22-136	14	11-40	7-209	30	38	1	30-31	0	0	0	75	249
Opponents		374	320	694	58.0-213	28-151	12	6-31	11-99	16	28	0	23-24	0	0	1	41	223

Date	Opponent	Punting										Field Goals			Kickoffs			
		no.	yds	avg	long	blkd	tb	fc	50+	i20	md-att	long	blkd	no.	yds	avg	tb	ob
09/02/2023	Colgate	1	49	49.0	49	0	0	1	0	1	1-1	25	0	11	713	64.8	10	0
09/09/2023	Western Mich.	4	184	46.0	55	0	0	3	1	1	2-2	36	0	8	520	65.0	8	0
09/16/2023	at Purdue	3	103	34.3	43	0	0	1	0	0	0-1	0	0	6	390	65.0	6	0
09/23/2023	Army West Point	3	153	51.0	55	0	0	0	2	2	3-3	46	0	7	450	64.3	6	0
09/30/2023	Clemson	6	304	50.7	60	0	1	4	3	3	0-1	0	0	3	195	65.0	3	0
10/07/2023	at North Carolina	6	265	44.2	59	0	1	2	2	2	0-0	0	0	2	130	65.0	2	0
10/14/2023	at Florida St.	9	416	46.2	58	0	1	1	3	2	1-2	37	0	2	130	65.0	2	0
10/26/2023	at Virginia Tech	8	407	50.9	56	0	0	2	4	1	1-1	43	0	4	252	63.0	3	0
11/03/2023	Boston College	5	221	44.2	53	0	1	3	2	1	1-2	36	0	3	180	60.0	2	1
11/11/2023	vs Pittsburgh	4	198	49.5	64	0	1	0	2	1	0-1	0	0	5	323	64.6	4	0
Syracuse		49	2300	46.9	64	0	5	17	19	14	9-14	46	0	51	3283	64.4	46	1
Opponents		47	2006	42.7	58	1	2	15	8	15	16-17	48	0	50	3154	63.1	36	1

OPPONENT GAME-BY-GAME

Date	Opponent	Rushing				Receiving				Passing				Kick Returns				Punt Returns				tot off		
		no.	yds	td	lg	no.	yds	td	lg	cmp	att	int	yds	td	lg	no.	yds	td	lg	no.	yds		td	lg
09/02/2023	Colgate	38	54	0	17	11	52	0	9	11	20	2	52	0	9	0	0	0	0	0	0	0	0	106
09/09/2023	Western Mich.	26	97	1	75	28	221	0	34	28	47	1	221	0	34	0	0	0	0	1	0	0	0	318
09/16/2023	at Purdue	32	80	2	14	32	323	1	25	32	46	1	323	1	25	0	0	0	0	1	6	0	6	403
09/23/2023	Army West Point	46	125	1	15	9	145	1	80	9	21	2	145	1	80	1	12	0	12	1	2	0	2	270
09/30/2023	Clemson	35	126	2	32	23	263	2	47	23	37	0	263	2	47	0	0	0	0	0	0	0	0	389
10/07/2023	at North Carolina	48	202	1	17	33	442	3	77	33	49	0	442	3	77	0	0	0	0	1	5	0	5	644
10/14/2023	at Florida St.	34	191	3	50	25	344	2	58	25	39	0	344	2	58	0	0	0	0	6	107	0	72	535
10/26/2023	at Virginia Tech	53	318	1	38	16	210	2	62	16	26	0	210	2	62	1	23	0	23	3	83	0	57	528
11/03/2023	Boston College	57	185	1	12	20	165	1	21	20	37	0	165	1	21	0	0	0	0	0	0	0	0	350
11/11/2023	vs Pittsburgh	21	60	0	11	16	209	1	65	16	28	1	209	1	65	1	20	0	20	3	47	0	34	269
Opponents		390	1438	12	75	213	2374	13	80	213	350	7	2374	13	80	3	55	0	23	16	250	0	72	3812
Syracuse		388	1770	16	56	155	1807	13	86	155	259	11	1807	13	86	11	188	0	25	23	196	0	39	3577

Opponents Averages

Games	Avg/ rush	Avg/ catch	Pass effc	KR avg	PR avg	All purpose avg/game	Total offense avg/game
10	3.7	11.1	126.1	18.3	15.6	421.6	381.2

Date	Opponent	Tackles			Sacks no-yds	Fumble		Pass Defense			blkd kick	PAT attempts			off			
		ua	a total	tfl-yds		ff	fr-yds	int-yds	qbh	brup		kick	kick	rush	rcv	saf	t/o	pts
09/02/2023	Colgate	31	96	127	7.0-15	3	2-0	1-16	1	2	0	0-0	0	0	0	0	0	0
09/09/2023	Western Mich.	40	36	76	6.0-9	0	0-0	0-0	1	2	0	1-1	0	0	0	0	0	7
09/16/2023	at Purdue	41	18	59	8.0-24	0	0-0	1-0	1	5	0	2-3	0	0	0	7	20	
09/23/2023	Army West Point	45	24	69	3.0-11	0	0-0	1-37	0	2	0	1-1	0	0	0	0	16	
09/30/2023	Clemson	40	16	56	7.0-38	2	2-20	1-0	2	4	0	4-4	0	0	0	21	31	
10/07/2023	at North Carolina	33	18	51	3.0-10	1	0-0	2-19	6	0	0	4-4	0	0	0	0	40	
10/14/2023	at Florida St.	34	30	64	6.0-27	1	1-11	1-13	3	9	0	5-5	0	0	0	0	41	
10/26/2023	at Virginia Tech	26	26	52	12.0-61	2	0-0	0-0	2	2	0	3-3	0	0	1	0	38	
11/03/2023	Boston College	35	18	53	3.0-5	0	0-0	4-14	0	2	0	2-2	0	0	0	10	17	
11/11/2023	vs Pittsburgh	49	38	87	3.0-13	3	1-0	0-0	0	0	0	1-1	0	0	0	3	13	
Opponents		374	320	694	58.0-213	12	6-31	11-99	16	28	0	23-24	0	0	1	41	223	
Syracuse		398	322	720	66.0-253	14	11-40	7-209	30	38	1	30-31	0	0	0	75	249	

Date	Opponent	Punting								Field Goals			Kickoffs					
		no.	yds	avg	long	blkd	tb	fc	50+	i20	md-att	long	blkd	no.	yds	avg	tb	ob
09/02/2023	Colgate	9	428	47.6	56	0	0	1	5	1	0-0	0	0	1	57	57.0	0	0
09/09/2023	Western Mich.	7	297	42.4	51	0	0	1	1	3	0-0	0	0	2	117	58.5	0	0
09/16/2023	at Purdue	2	88	44.0	45	0	0	2	0	1	0-0	0	0	4	255	63.8	0	0
09/23/2023	Army West Point	5	203	40.6	47	0	0	1	0	1	1-1	38	0	4	205	51.3	3	1
09/30/2023	Clemson	6	250	41.7	49	0	0	3	0	3	1-2	38	0	6	390	65.0	6	0
10/07/2023	at North Carolina	1	0	0.0	0	1	0	0	0	0	4-4	36	0	9	585	65.0	8	0
10/14/2023	at Florida St.	4	180	45.0	51	0	0	3	1	3	2-2	48	0	8	520	65.0	8	0
10/26/2023	at Virginia Tech	3	135	45.0	58	0	0	1	1	1	5-5	43	0	9	585	65.0	8	0
11/03/2023	Boston College	5	207	41.4	47	0	1	1	0	1	1-1	24	0	4	255	63.8	1	0
11/11/2023	vs Pittsburgh	5	218	43.6	47	0	1	2	0	1	2-2	35	0	3	185	61.7	2	0
Opponents		47	2006	42.7	58	1	2	15	8	15	16-17	48	0	50	3154	63.1	36	1
Syracuse		49	2300	46.9	64	0	5	17	19	14	9-14	46	0	51	3283	64.4	46	1

PASSING GAME-BY-GAME

#1 LeQuint Allen	Comp	Att	Int	Pct	Yards	TD	Long	Sacked	Effic.
Pittsburgh	1	2	0	50.0	-9	0	0	0-0	12.2
Totals	1	2	0	50.0	-9	0	0	0-0	12.2

#6 Garrett Shrader	Comp	Att	Int	Pct	Yards	TD	Long	Sacked	Effic.
Colgate	18	24	1	75.0	257	4	44	1-5	211.6
Western Mich.	19	30	0	63.3	286	1	86	0-0	154.4
Purdue	14	28	1	50.0	184	0	34	5-19	98.1
Army West Point	21	26	1	80.8	245	1	31	2-10	164.9
Clemson	15	29	1	51.7	176	2	37	5-29	118.6
North Carolina	15	21	1	71.4	124	0	34	1-7	111.5
Florida St.	9	21	0	42.9	99	0	22	3-20	82.5
Virginia Tech	12	18	0	66.7	137	1	22	8-54	148.9
Pittsburgh	1	2	0	50.0	5	1	5	0-0	236.0
Totals	124	199	5	62.3	1513	10	86	25-144	137.7

#16 Carlos Del Rio-Wilson	Comp	Att	Int	Pct	Yards	TD	Long	Sacked	Effic.
Colgate	10	13	0	76.9	149	3	48	0-0	249.4
Western Mich.	5	9	0	55.6	57	0	20	2-4	108.8
Clemson	1	1	0	100.0	5	0	5	0-0	142.0
North Carolina	1	2	1	50.0	5	0	5	0-0	-29.0
Florida St.	2	9	1	22.2	29	0	21	0-0	27.1
Boston College	7	17	4	41.2	37	0	13	1-3	12.4
Totals	26	51	6	51.0	282	3	48	3-7	93.3

#87 Donovan Brown	Comp	Att	Int	Pct	Yards	TD	Long	Sacked	Effic.
Florida St.	1	1	0	100.0	9	0	9	0-0	175.6
Totals	1	1	0	100.0	9	0	9	0-0	175.6

#89 Dan Villari	Comp	Att	Int	Pct	Yards	TD	Long	Sacked	Effic.
Clemson	0	1	0	0.0	0	0	0	0-0	0.0
Pittsburgh	3	5	0	60.0	12	0	6	0-0	80.2
Totals	3	6	0	50.0	12	0	6	0-0	66.8

RUSHING GAME-BY-GAME

Player	No-Yds/TD	Colg	WMU	Purdue	ARM	CU	UNC	FSU	VT	BC	UP
LeQuint Allen	166-798/7	16-107/1	8-20/3	17-80/1	21-104/1	14-52/0	11-38/1	19-110/0	14-42/0	18-142/0	28-103/0
Garrett Shrader	102-421/7	8-40/0	3-31/1	25-195/4	10-50/1	15-24/0	10-28/0	7--10/0	11--42/0	DNP	13-105/1
Juwaun Price	45-157/0	6-18/0	16-68/0	-	3-4/0	3-7/0	4-12/0	8-20/0	-	DNP	5-28/0
Carlos Del Rio-Wilson	21-105/1	1-2/0	3--1/0	DNP	1-4/0	1-15/0	1-14/0	2-4/0	DNP	12-67/1	DNP
Dan Villari	19-157/1	-	-	-	-	1-2/0	1-1/0	-	-	-	17-154/1
Ike Daniels	18-103/0	11-63/0	6-36/0	DNP	DNP	DNP	DNP	DNP	DNP	DNP	1-4/0
Mario Escobar Jr.	4-30/0	4-30/0	-	DNP	DNP	DNP	-	-	DNP	DNP	DNP
JJ Branham	3-5/0	3-5/0	DNP	DNP	DNP	DNP	DNP	DNP	DNP	DNP	DNP
Braden Davis	2-5/0	2-5/0	DNP	DNP	DNP	DNP	DNP	DNP	DNP	DNP	DNP
Luke MacPhail	1-1/0	1-1/0	-	DNP	DNP	DNP	DNP	DNP	DNP	DNP	DNP
Donovan Brown	1--3/0	-	-	1--3/0	-	-	-	-	-	-	-

RECEIVING GAME-BY-GAME

Player	No-Yds/TD	Colg	WMU	Purdue	ARM	CU	UNC	FSU	VT	BC	UP
LeQuint Allen	27-176/1	-	2-10/0	6-62/0	3-23/0	6-38/1	3-8/0	3-16/0	2-13/0	1-4/0	1-2/0
Umari Hatcher	25-375/2	4-105/1	5-83/0	-	4-37/1	-	6-85/0	2-36/0	1-10/0	3-19/0	-
Damien Alford	24-389/1	3-27/1	1-15/0	4-70/0	9-135/0	1-35/0	-	2-37/0	4-70/0	-	-
Donovan Brown	23-305/1	5-65/0	3-89/1	4-52/0	3-33/0	4-34/0	3-25/0	-	1-7/0	-	-
Dan Villari	19-167/2	1-3/0	1-8/0	-	1-11/0	2-65/1	4-11/0	3-18/0	4-37/1	3-14/0	-
Isaiah Jones	8-157/2	3-71/2	5-86/0	-	DNP	DNP	-	-	-	-	-
Oronde Gadsden II	7-67/1	6-57/1	1-10/0	DNP	DNP	DNP	DNP	DNP	DNP	DNP	DNP
Darrell Gill Jr.	6-54/1	1-18/1	4-27/0	-	-	1-9/0	-	-	-	-	-
Garrett Shrader	4-1/0	-	-	-	-	1--5/0	-	1-9/0	-	DNP	2--3/0
Kendall Long	3-41/1	2-36/1	-	-	-	1-5/0	-	-	-	-	DNP
Juwaun Price	3-38/0	1-9/0	1-8/0	-	-	-	-	1-21/0	-	DNP	-
Ike Daniels	2-15/0	2-15/0	-	DNP	DNP	DNP	DNP	DNP	DNP	DNP	-
Maximilian Mang	2-12/1	-	1-7/0	-	-	-	-	-	-	-	1-5/1
D'Marcus Adams	1-6/0	-	-	-	1-6/0	-	-	-	-	-	-
Elijah Wright	1-4/0	-	-	DNP	DNP	-	-	-	-	-	1-4/0

RETURNS GAME-BY-GAME

Player	No-Yds	Colg	WMU	Purdue	ARM	CU	UNC	FSU	VT	BC	UP
D'Marcus Adams	16-119	7-72	4-28	-	1-8	3-6	-	1-5	-	-	-
Donovan Brown	2-39	-	-	-	-	-	-	-	-	2-39	-
LeQuint Allen	2-29	-	-	-	-	-	-	-	1-21	1-8	-
Trebor Pena	2-9	DNP	DNP	DNP	2-9	DNP	DNP	DNP	DNP	DNP	DNP
Alijah Clark	1-0	-	-	-	-	-	-	-	-	-	1-0

Kick Returns

Player	No-Yds	Colg	WMU	Purdue	ARM	CU	UNC	FSU	VT	BC	UP
D'Marcus Adams	6-93	1-0	2-41	3-52	-	-	-	-	-	-	-
Darrell Gill Jr.	5-95	-	-	-	-	-	-	-	1-24	3-64	1-7

Interceptions Returns

Player	No-Yds	Colg	WMU	Purdue	ARM	CU	UNC	FSU	VT	BC	UP
Jason Simmons Jr.	1-84	-	1-84	-	-	-	-	-	-	-	-
Jeremiah Wilson	1-66	1-66	-	-	-	-	-	-	DNP	-	-
Jayden Bellamy	1-23	-	-	-	-	-	-	-	-	DNP	1-23
Jaeden Gould	1-17	-	-	-	1-17	-	-	-	-	-	-
Marlowe Wax	1-14	-	-	1-14	-	-	-	-	-	-	-
Justin Barron	1-5	-	-	-	1-5	-	-	-	-	-	-
Greg Delaine	1-0	1-0	-	-	-	-	-	-	-	-	-

Fumble Returns

Player	No-Yds	Colg	WMU	Purdue	ARM	CU	UNC	FSU	VT	BC	UP
Terry Lockett	3-0	-	-	2-0	-	-	-	-	-	-	1-0
Jayden Bellamy	2-13	-	-	-	-	1-13	-	-	-	DNP	1-0
Justin Barron	1-19	-	-	-	-	-	-	-	-	1-19	-
Anwar Sparrow	1-8	-	-	-	-	-	-	-	-	1-8	-
Kevon Darton	1-0	-	-	-	-	-	-	-	-	-	1-0
Alijah Clark	1-0	1-0	-	-	-	-	-	-	-	-	-
Leon Lowery	1-0	-	-	1-0	-	-	-	-	-	-	-
Derek McDonald	1-0	-	-	-	-	-	1-0	-	-	-	-

TACKLES GAME-BY-GAME

Player	S-A	Total	Colg	WMU	Purdue	ARM	CU	UNC	FSU	VT	BC	UP
Marlowe Wax	54-29	83	1-5	6-1	8-3	5-2	5-2	4-3	3-5	9-5	7-1	6-2
Justin Barron	40-28	68	1-2	3-0	6-3	5-3	6-2	7-6	4-7	2-2	5-0	1-3
Alijah Clark	30-24	54	2-5	2-2	3-3	6-2	3-3	3-3	5-0	4-4	-	2-2
Derek McDonald	22-32	54	0-7	2-0	4-3	1-1	1-2	3-4	1-9	4-3	3-1	3-2
Isaiah Johnson	28-19	47	3-2	3-1	4-1	4-1	1-0	2-3	2-2	2-5	4-2	3-2
Jason Simmons Jr.	30-11	41	1-1	3-0	0-1	2-2	1-1	4-1	4-0	4-1	6-1	5-3
Stefon Thompson	20-21	41	0-4	2-1	3-1	1-1	1-1	4-4	3-3	1-4	4-2	1-0
Leon Lowery	18-18	36	0-2	1-0	4-1	2-2	2-1	3-3	2-1	3-3	1-2	0-3
Kevon Darton	14-11	25	0-1	1-1	1-0	3-1	1-0	2-1	1-1	0-2	5-1	0-3
Terry Lockett	14-11	25	0-3	3-0	-	1-1	2-2	2-0	1-2	2-0	3-2	0-1
Jayden Bellamy	19-5	24	-	2-0	-	-	2-0	10-1	4-2	0-1	DNP	1-1
Anwar Sparrow	16-8	24	1-0	1-0	1-0	3-0	1-2	1-0	4-1	2-3	2-1	0-1
Caleb Okechukwu	11-13	24	0-3	1-0	-	1-2	3-1	1-0	-	1-4	4-3	-
Kevin Jobity Jr.	7-13	20	0-6	1-0	-	0-2	1-0	1-0	1-1	0-4	2-0	1-0
Jeremiah Wilson	13-3	16	-	2-0	9-1	1-0	1-2	-	-	DNP	-	-
Myles Farmer	9-6	15	0-1	5-1	-	-	1-1	1-0	-	2-3	-	-
Jaeden Gould	8-7	15	0-2	1-0	-	0-1	2-0	1-1	1-0	0-1	3-2	-
Austin Roon	3-12	15	0-7	1-1	-	1-1	0-1	1-0	-	0-1	0-1	-
Braylen Ingraham	2-12	14	0-3	-	0-1	0-2	2-2	-	-	0-2	0-1	0-1
Greg Delaine	8-4	12	0-2	1-1	-	-	-	-	-	3-1	4-0	-
Denis Jaquez Jr.	5-6	11	0-2	-	2-1	2-1	0-1	1-1	DNP	DNP	DNP	DNP
Kadin Bailey	4-6	10	1-4	1-1	-	-	-	1-0	0-1	-	-	1-0
Chase Simmons	2-8	10	0-4	-	-	0-1	DNP	0-1	1-1	0-1	1-0	DNP
Aman Greenwood	4-1	5	1-1	2-0	DNP	1-0	DNP	-	-	-	DNP	-
Jalil Martin	0-5	5	0-1	0-1	-	DNP	DNP	DNP	-	0-3	DNP	-
Juwaun Price	2-1	3	0-1	-	-	-	-	1-0	1-0	-	DNP	-
Elijah Fuentes-Cundiff	1-2	3	0-1	-	0-1	-	-	DNP	DNP	DNP	1-0	-
Umari Hatcher	1-1	2	0-1	-	-	1-0	-	-	-	-	-	-
Cornell Perry	1-1	2	0-1	-	1-0	-	-	-	-	-	DNP	DNP
Quan Peterson	1-1	2	-	0-1	DNP	DNP	-	-	-	-	1-0	DNP
Berry Buxton III	1-1	2	0-1	1-0	DNP	-	-	-	-	-	-	-
LeQuint Allen	1-0	1	-	-	-	-	-	-	-	-	1-0	-
Garrett Shrader	1-0	1	-	-	-	-	1-0	-	-	-	DNP	-
Deston Hawkins	1-0	1	DNP	DNP	DNP	-	-	-	-	-	-	1-0
Khalib Gilmore	1-0	1	-	-	-	1-0	DNP	DNP	DNP	DNP	DNP	DNP
Clay Masters	1-0	1	1-0	DNP	DNP	DNP	DNP	DNP	DNP	DNP	DNP	DNP
Jack Stonehouse	1-0	1	-	-	-	-	-	-	-	1-0	-	-
Tom Callahan	1-0	1	-	-	-	-	-	-	1-0	-	-	-
Mark Petry	1-0	1	-	-	-	-	-	-	1-0	-	-	-
Dan Villari	1-0	1	-	-	-	-	-	-	-	-	1-0	-
Rashard Perry	1-0	1	DNP	-	-	-	-	-	1-0	-	-	-
Ryan Dolan	0-1	1	0-1	-	-	-	-	-	-	-	-	-
Josh Kubala	0-1	1	-	-	-	-	-	DNP	-	0-1	-	-

TACKLES FOR LOSS GAME-BY-GAME

Player	UA-A	Total	Colg	WMU	Purdue	ARM	CU	UNC	FSU	VT	BC	UP
Marlowe Wax	10-1	10.5	1.0-9	-	1.0-8	1.0-1	2.0-3	0.5-1	-	2.0-9	2.0-2	1.0-2
Leon Lowery	5-3	6.5	0.5-1	-	-	0.5-2	2.5-9	1.0-2	-	2.0-2	-	-
Kevin Jobity Jr.	4-3	5.5	1.0-3	-	-	0.5-2	-	1.0-2	1.0-9	-	1.0-3	1.0-1
Justin Barron	4-2	5.0	0.5-1	-	1.0-1	1.0-5	1.0-2	-	1.5-6	-	-	-
Kevon Darton	3-4	5.0	-	1.5-7	1.0-9	-	-	1.5-4	-	-	0.5-2	0.5-1
Caleb Okechukwu	3-3	4.5	0.5-3	-	-	0.5-2	3.0-18	-	-	-	0.5-2	-
Stefon Thompson	3-2	4.0	0.5-2	1.0-13	-	-	-	0.5-1	-	-	2.0-6	-
Alijah Clark	3-1	3.5	-	0.5-2	-	1.0-1	1.0-5	-	1.0-1	-	-	-
Derek McDonald	2-3	3.5	0.5-1	1.0-9	1.0-3	-	-	-	0.5-3	-	-	0.5-0
Anwar Sparrow	3-0	3.0	-	1.0-5	-	1.0-10	-	-	-	-	1.0-1	-
Terry Lockett	3-0	3.0	-	-	-	1.0-2	1.0-1	1.0-2	-	-	-	-
Braylen Ingraham	1-4	3.0	0.5-1	-	-	0.5-2	1.5-2	-	-	-	0.5-0	-
Myles Farmer	1-2	2.0	0.5-0	0.5-1	-	-	1.0-7	-	-	-	-	-
Denis Jaquez Jr.	1-1	1.5	0.5-1	-	-	1.0-6	-	-	DNP	DNP	DNP	DNP
Chase Simmons	0-3	1.5	1.0-2	-	-	-	DNP	0.5-0	-	-	-	DNP
Isaiah Johnson	1-0	1.0	1.0-24	-	-	-	-	-	-	-	-	-
Jeremiah Wilson	1-0	1.0	-	-	1.0-1	-	-	-	-	DNP	-	-
Austin Roon	0-2	1.0	0.5-1	-	-	-	-	-	-	-	0.5-1	-
Jalil Martin	0-1	0.5	-	0.5-0	-	DNP	DNP	DNP	-	-	DNP	-
Ryan Dolan	0-1	0.5	0.5-2	-	-	-	-	-	-	-	-	-

SACKS GAME-BY-GAME

Player	UA-A	Total	Colg	WMU	Purdue	ARM	CU	UNC	FSU	VT	BC	UP
Marlowe Wax	4-0	4	1-9	-	1-8	-	-	-	-	2-9	-	-
Leon Lowery	3-1	3.5	-	-	-	0.5-2	2-8	1-2	-	-	-	-
Kevon Darton	3-0	3	-	1-6	1-9	-	-	1-3	-	-	-	-
Anwar Sparrow	2-0	2	-	1-5	-	1-10	-	-	-	-	-	-
Caleb Okechukwu	1-2	2	0.5-3	-	-	0.5-2	1-9	-	-	-	-	-
Derek McDonald	1-2	2	0.5-1	1-9	-	-	-	-	0.5-3	-	-	-
Stefon Thompson	1-1	1.5	0.5-2	1-13	-	-	-	-	-	-	-	-
Denis Jaquez Jr.	1-1	1.5	0.5-1	-	-	1-6	-	-	DNP	DNP	DNP	DNP
Kevin Jobity Jr.	1-1	1.5	-	-	-	0.5-2	-	-	1-9	-	-	-
Justin Barron	0-1	0.5	-	-	-	-	-	-	0.5-3	-	-	-
Braylen Ingraham	0-1	0.5	-	-	-	0.5-2	-	-	-	-	-	-

KICKING GAME-BY-GAME

Opponent	Brady Denaburg FG-FGA/Yds (Miss)	PATs
Colgate	1-1/25	8-8
Western Michigan	2-2/36, 33	6-6
Purdue	0-1/(44)	5-5
Army	3-3/46, 30, 31	2-3
Clemson	0-1/(57)	2-2
North Carolina	0-0	1-1
Florida State	1-2/37, (37)	0-0
Virginia Tech	1-1/43	1-1
Boston College	1-2/36 (57)	1-1
Pittsburgh	0-1/(38)	4-4
Georgia Tech		
Wake Forest		

PUNTING GAME-BY-GAME

Opponent	Jack Stonehouse No. - Yds - Avg. - I20
Colgate	1 - 49 - 49.0 - 1
Western Michigan	4 - 184 - 46.0 - 1
Purdue	3 - 103 - 34.3 - 0
Army	3 - 153 - 51.0 - 2
Clemson	6 - 307 - 51.2 - 3
North Carolina	6 - 265 - 44.2 - 2
Florida State	9 - 416 - 46.2 - 2
Virginia Tech	7 - 353 - 50.4 - 1
Boston College	5 - 221 - 44.2
Pittsburgh	4 - 198 - 49.5 - 1
Georgia Tech	
Wake Forest	

2023 STARTING LINEUPS

OFFENSE

Opponent	QB	RB	TE/WR	WR	WR/RB	WR/TE	LT	LG	C	RG	RT
Colgate	Shrader	Allen	Gadsden	Alford	Jones	Mang	E. Cruz	Bleich	Reed	Bradford	Wohlabaugh
Western Michigan	Shrader	Allen	Gadsden	Alford	Brown	Hatcher	E. Cruz	Bleich	Reed	Bradford	Wohlabaugh
Purdue	Shrader	Allen	Brown	Alford	Jones	Hatcher	E. Cruz	Bleich	Reed	Bradford	Petry
Army	Shrader	Allen	Villari	Alford	Pena	Hatcher	E.. Cruz	Bleich	Reed	Bradford	Petry
Clemson	Shrader	Allen	Villari	Alford	Brown	Hatcher	E. Cruz	Bleich	Reed	Bradford	Petry
North Carolina	Shrader	Allen	Villari	Alford	Brown	Hatcher	E. Cruz	Bleich	Reed	Bradford	Petry
Florida State	Shrader	Allen	Villari	Alford	Jones	Hatcher	E. Cruz	Bleich	Reed	Bradford	Petry
Virginia Tech	Shrader	Allen	Villari	Alford	Jones	Hatcher	E. Cruz	Bleich	Reed	Bradford	Petry
Boston College	Del Rio-Wilson	Allen	Villari	Alford	Jones	Hatcher	E. Cruz	Bleich	Reed	Bradford	Petry
Pittsburgh	Shrader	Allen	Villari	Alford	Price	Hatcher	E. Cruz	Bleich	Reed	J. Cruz	Petry
Georgia Tech											
Wake Forest											

DEFENSE

Opponent	DE	NT	DT	LB	LB	LB	CB	CB	BS	FS	ROV
Colgate	Okechukuwu	Darton	Jaquez	Lowery	Wax	McDonald	Johnson	Wilson	Clark	Simmons	Barron
Western Michigan	Okechukuwu	Darton	Jaquez	Lowery	Wax	McDonald	Johnson	Wilson	Clark	Simmons	Barron
Purdue	Okechukuwu	Darton	Jaquez	Lowery	Wax	McDonald	Johnson	Wilson	Clark	Simmons	Barron
Army	Okechukuwu	Darton	Lockett	Lowery	Wax	McDonald	Johnson	Wilson	Clark	Simmons	Barron
Clemson	Okechukuwu	Darton	Lockett	Lowery	Wax	McDonald	Johnson	Wilson	Clark	Simmons	Barron
North Carolina	Okechukuwu	Darton	Lockett	Lowery	Wax	McDonald	Johnson	Bellamy	Clark	Simmons	Barron
Florida State	Okechukuwu	Darton	Lockett	Lowery	Wax	McDonald	Johnson	Bellamy	Clark	Simmons	Barron
Virginia Tech	Okechukuwu	Darton	Lockett	Lowery	Wax	McDonald	Johnson	Bellamy	Clark	Simmons	Barron
Boston College	Okechukuwu	Darton	Lockett	Lowery	Wax	McDonald	Johnson	Delaine	Gould	Simmons	Barron
Pittsburgh	Okechukuwu	Darton	Lockett	Lowery	Wax	McDonald	Johnson	Bellamy	Clark	Simmons	Barron
Georgia Tech											
Wake Forest											

TAKEAWAYS/GIVEAWAYS

Opponent	Fum	Int	Tot	Fum	Int	Tot	Dif
Colgate	0	2	2	2	0	2	0
W. Michigan	0	1	1	0	0	0	+1
Purdue	3	1	4	0	1	1	+3
Army	0	2	2	0	1	1	+1
Clemson	1	0	1	2	1	3	-2
North Carolina	1	0	1	0	2	2	-1
Florida State	0	0	0	1	1	2	-2
Virginia Tech	0	0	0	0	0	0	0
Boston College	2	0	2	0	4	4	-2
Pittsburgh	3	1	4	1	0	1	+3
Georgia Tech							
Wake Forest							
TOTALS	10	7	17	6	10	16	+1

COIN FLIPS

Opponent	Flip	Result
Colgate	Won (D)	W, 65-0
W. Michigan	Lost (D)	W, 48-7
Purdue	Won (O)	W, 35-20
Army	Won (D)	W, 29-16
Clemson	Lost (O)	L, 31-14
North Carolina	Won (D)	L, 40-7
Florida State	Lost (O)	L, 41-3
Virginia Tech	Lost (O)	L, 38-10
Boston College	Won (D)	L, 17-10
Pittsburgh	Lost (D)	W, 28-13
Georgia Tech		
Wake Forest		

Totals: 4 won, 5 lost

OPENING DRIVES

Opponent	1st Half	2nd Half
Colgate	Punt	TD
W. Michigan	FG	Punt
Purdue	Punt	INT
Army	Punt	Punt
Clemson	Fumble	Punt
North Carolina	Punt	TD
Florida State	Punt	Punt
Virginia Tech	Punt	Safety
Boston College	INT	Punt
Pittsburgh	TD	TD
Georgia Tech		
Wake Forest		

1st Half Totals

Punts: 6
 Touchdowns: 1
 Turnovers: 2
 Turnover on Downs: 0
 Field Goals: 1

2nd Half Totals

Punts: 5
 Touchdowns: 3
 Turnovers: 1
 Turnover on Downs: 0
 Field Goals: 0
 Safeties: 1

OPENING DEFENSE DRIVES

Opponent	1st Half	2nd Half
Colgate	Punt	Punt
W. Michigan	TD	Punt
Purdue	Fumble	Punt
Army	TD	Punt
Clemson	TD	FG
North Carolina	FG	FG
Florida State	TD	Punt
Virginia Tech	FG	Punt
Boston College	Punt	Punt
Pittsburgh	Punt	Fumble
Georgia Tech		
Wake Forest		

1st Half Totals

Punts: 3
 Touchdowns: 4
 Turnovers: 1
 Turnover on Downs: 0
 Field Goals: 2
 Missed Field Goals: 0

2nd Half Totals

Punts: 7
 Touchdowns: 0
 Turnovers: 1
 Turnover on Downs: 0
 Field Goals: 2

OFFENSIVE SCORING DRIVES

Syracuse

Game	Qtr	Pts	Plays	Yds	TOP	How
Colgate	1	7	4	38	1:13	Allen 3 run
Colgate	1	7	3	42	0:42	Alford 13 pass
Colgate	1	3	7	35	2:40	Denaburg 25 field goal
Colgate	2	7	8	85	2:42	Jones 44 pass
Colgate	2	7	2	20	0:26	Gadsden 14 pass
Colgate	3	7	8	92	3:04	Hatcher 4 pass
Colgate	3	7	7	77	2:07	Jones 5 pass
Colgate	3	7	1	25	0:08	Long 25 pass
Colgate	3	7	10	70	3:27	Gill 18 pass
W. Michigan	1	3	13	54	3:28	Denaburg 36 field goal
W. Michigan	1	7	5	50	1:18	Allen 1 run
W. Michigan	1	7	1	86	0:18	Brown 84 pass
W. Michigan	2	7	9	65	2:53	Shrader 18 run
W. Michigan	2	7	5	73	2:17	Allen 1 run
W. Michigan	2	7	14	99	3:38	Allen 2 run
W. Michigan	3	3	9	33	3:49	Denaburg 33 field goal
Purdue	1	7	11	94	3:50	Shrader 3 run
Purdue	2	7	6	64	1:47	Shrader 35 run
Purdue	2	7	8	81	3:16	Allen 2 run
Purdue	4	7	10	75	4:35	Shrader 1 run
Purdue	4	7	3	39	1:37	Shrader 28 run
Army	2	3	9	42	3:47	Denaburg 46 field goal
Army	3	7	4	66	1:44	Allen 13 run
Army	3	6	10	91	3:41	Hatcher 13 yd pass
Army	4	3	9	47	4:13	Denaburg 30 field goal
Army	4	7	2	27	0:31	Shrader 21 run
Army	4	3	6	13	3:05	Denaburg 31 field goal
Clemson	1	7	8	75	3:14	Villari 28 yd pass
Clemson	4	7	5	42	1:42	Allen 6 yd pass
North Carolina	3	7	9	75	3:45	Allen 1 yd run
Florida State	2	3	10	55	5:29	Denaburg 37 yd field goal
Virginia Tech	2	3	8	50	2:55	Denaburg 43 yd field goal
Virginia Tech	3	7	9	80	3:23	Villari 6 yd pass
Boston College	1	7	4	65	1:43	Del Rio-Wilson 27 yd run
Boston College	4	3	5	58	1:46	Denaburg 36 yd field goal
Pittsburgh	1	7	10	75	4:43	Mang 5 yd pass
Pittsburgh	3	7	9	52	3:32	Shrader 21 yd run
Pittsburgh	4	7	2	34	0:36	Villari 27 yd run

Opponents

Game	Qtr	Pts	Plays	Yds	TOP	How
W. Michigan	1	7	2	75	0:30	Buckley 75 run
Purdue	2	7	7	75	2:30	Burks 2 pass
Purdue	3	7	10	66	5:02	Card 5 run
Purdue	4	6	14	75	6:15	Tracy 1 run
Army	1	7	17	75	9:25	Buchanan 1 run
Army	2	3	19	64	9:20	Maretzki 38 field goal
Army	4	6	1	80	0:11	Short 80 yd pass
Clemson	1	7	7	55	3:14	Stellato 14 yd pass
Clemson	1	7	2	3	0:42	Shipley 2 yd run
Clemson	2	7	4	61	1:02	Collins 47 yd pass
Clemson	3	3	7	54	3:57	Weitz 38 yd field goal
Clemson	4	7	1	32	0:07	Mafah 32 yd run
North Carolina	1	3	14	64	4:09	Burnette 29 yd field goal
North Carolina	1	7	17	94	7:27	Maye 1 yd run
North Carolina	2	7	9	77	2:25	Nesbit 23 yd pass
North Carolina	2	7	9	95	3:13	Copenhaver 1 yd pass
North Carolina	2	3	12	72	3:25	Burnette 24 yd field goal
North Carolina	3	3	10	57	4:29	Burnette 36 yd field goal
North Carolina	3	7	4	83	1:24	Paysour 77 yd pass
North Carolina	4	3	17	62	8:09	Burnette 31 yd field goal
Florida State	1	7	9	80	4:19	Travis 2 yd run
Florida State	2	3	8	51	2:49	Fitzgrald 48 yd field goal
Florida State	2	7	4	75	1:45	Coleman 58 yd pass
Florida State	3	7	6	70	2:12	Travis 2 yd run
Florida State	4	3	4	-2	1:16	Fitzgerald 29 yd field goal
Florida State	4	7	6	80	2:34	Toafili 50 yd run
Florida State	4	7	4	71	2:03	Williams 44 yd pass
Virginia Tech	1	3	7	25	2:28	Love 43 yd field goal
Virginia Tech	1	7	10	68	4:16	Felton 16 yd pass
Virginia Tech	1	3	6	15	2:34	Love 32 yd field goal
Virginia Tech	2	3	9	53	3:56	Love 39 yd field goal
Virginia Tech	2	7	6	93	2:27	Felton 62 yd pass
Virginia Tech	2	7	6	75	2:44	Tuten 3 yd run
Virginia Tech	3	3	12	68	7:33	Love 24 yd field goal
Virginia Tech	4	3	9	52	5:49	Love 31 yd field goal
Boston College	1	3	10	44	4:03	Connor 24 yd field goal
Boston College	2	7	18	80	7:59	McGowan 2 yd pass
Boston College	4	7	11	71	3:36	Castellanos 7 yd run
Pittsburgh	1	3	6	20	3:16	Sauls 35 yd field goal
Pittsburgh	2	7	4	80	2:34	Mumpfield 10 yd pass
Pittsburgh	2	3	6	41	0:36	Sauls 33 yd field goal

Longest

By Plays: 14 vs. Western Michigan (TD)
By Yards: 99 vs. Western Michigan (TD)
By Time: 5:29 at Florida State (FG)

Shortest

By Plays: 1, twice, last vs. WMU (TD)
By Yards: 13 vs. Army (FG)
By Time: 0:08 vs. Colgate (TD)

Longest

By Plays: 19 (Army, FG)
By Yards: 95 (Clemson, TD)
By Time: 9:25 (Army, TD)

Shortest

By Plays: 1, twice, (last at Clemson, TD)
By Yards: -2 (Virginia Tech, FG)
By Time: 0:07 (Clemson, TD)

CONVERSIONS & TIME OF POSSESSION

3rd-Down Conversions

Date	Opponent	Score	Overall	1st Qtr	2nd Qtr	3rd Qtr	4th Qtr	Overtime
09/02/2023	Colgate	W 65-0	9-15 60.0	1-3 33.3	3-3 100.0	5-5 100.0	0-4 0.0	0-0 0.0
09/09/2023	Western Mich.	W 48-7	8-15 53.3	2-4 50.0	3-3 100.0	2-5 40.0	1-3 33.3	0-0 0.0
09/16/2023	at Purdue	W 35-20	7-12 58.3	1-3 33.3	2-4 50.0	4-4 100.0	0-1 0.0	0-0 0.0
09/23/2023	Army West Point	W 29-16	3-11 27.3	0-1 0.0	0-2 0.0	2-3 66.7	1-5 20.0	0-0 0.0
09/30/2023	Clemson	L 14-31	9-17 52.9	3-4 75.0	1-4 25.0	2-5 40.0	3-4 75.0	0-0 0.0
10/07/2023	at North Carolina	L 7-40	4-11 36.4	1-3 33.3	0-2 0.0	2-4 50.0	1-2 50.0	0-0 0.0
10/14/2023	at Florida St.	L 3-41	6-19 31.6	1-4 25.0	2-5 40.0	2-5 40.0	1-5 20.0	0-0 0.0
10/26/2023	at Virginia Tech	L 10-38	0-9 0.0	0-4 0.0	0-3 0.0	0-0 0.0	0-2 0.0	0-0 0.0
11/03/2023	Boston College	L 10-17	3-10 30.0	2-3 66.7	0-2 0.0	1-3 33.3	0-2 0.0	0-0 0.0
11/11/2023	vs Pittsburgh	W 28-13	6-15 40.0	1-2 50.0	0-4 0.0	2-4 50.0	3-5 60.0	0-0 0.0
Syracuse			55-134 41.0	12-31 38.7	11-32 34.4	22-38 57.9	10-33 30.3	0-0 0.0
Opponents			68-163 41.7	17-41 41.5	23-49 46.9	12-35 34.3	16-38 42.1	0-0 0.0

4th-Down Conversions

Date	Opponent	Score	Overall	1st Qtr	2nd Qtr	3rd Qtr	4th Qtr	Overtime
09/02/2023	Colgate	W 65-0	1-2 50.0	0-0 0.0	0-0 0.0	0-0 0.0	1-2 50.0	0-0 0.0
09/09/2023	Western Mich.	W 48-7	0-0 0.0	0-0 0.0	0-0 0.0	0-0 0.0	0-0 0.0	0-0 0.0
09/16/2023	at Purdue	W 35-20	0-1 0.0	0-0 0.0	0-1 0.0	0-0 0.0	0-0 0.0	0-0 0.0
09/23/2023	Army West Point	W 29-16	1-2 50.0	0-0 0.0	0-0 0.0	0-1 0.0	1-1 100.0	0-0 0.0
09/30/2023	Clemson	L 14-31	0-1 0.0	0-0 0.0	0-0 0.0	0-0 0.0	0-1 0.0	0-0 0.0
10/07/2023	at North Carolina	L 7-40	0-0 0.0	0-0 0.0	0-0 0.0	0-0 0.0	0-0 0.0	0-0 0.0
10/14/2023	at Florida St.	L 3-41	1-2 50.0	0-0 0.0	0-0 0.0	0-0 0.0	1-2 50.0	0-0 0.0
10/26/2023	at Virginia Tech	L 10-38	0-0 0.0	0-0 0.0	0-0 0.0	0-0 0.0	0-0 0.0	0-0 0.0
11/03/2023	Boston College	L 10-17	0-0 0.0	0-0 0.0	0-0 0.0	0-0 0.0	0-0 0.0	0-0 0.0
11/11/2023	vs Pittsburgh	W 28-13	2-4 50.0	1-1 100.0	0-0 0.0	1-2 50.0	0-1 0.0	0-0 0.0
Syracuse			5-12 41.7	1-1 100.0	0-1 0.0	1-3 33.3	3-7 42.9	0-0 0.0
Opponents			10-25 40.0	2-3 66.7	5-10 50.0	1-3 33.3	2-9 22.2	0-0 0.0

Time of Possession

Date	Opponent	Score	Overall	1st Qtr	2nd Qtr	3rd Qtr	4th Qtr	Overtime
09/02/2023	Colgate	W 65-0	30:40	07:01	06:43	08:47	08:09	00:00
09/09/2023	Western Mich.	W 48-7	29:03	05:11	08:48	08:39	06:25	00:00
09/16/2023	at Purdue	W 35-20	29:28	07:21	09:08	03:00	09:59	00:00
09/23/2023	Army West Point	W 29-16	26:40	01:00	05:36	08:34	11:30	00:00
09/30/2023	Clemson	L 14-31	26:39	07:14	04:28	07:47	07:10	00:00
10/07/2023	at North Carolina	L 7-40	22:44	03:23	05:58	08:23	05:00	00:00
10/14/2023	at Florida St.	L 3-41	32:59	06:49	09:42	07:07	09:21	00:00
10/26/2023	at Virginia Tech	L 10-38	18:18	05:12	05:47	03:45	03:34	00:00
11/03/2023	Boston College	L 10-17	17:44	05:45	02:17	05:21	04:21	00:00
11/11/2023	vs Pittsburgh	W 28-13	37:26	08:22	08:58	07:16	12:50	00:00
Syracuse			Total 271:41	57:18	67:25	68:39	78:19	00:00
			Avg. 27:10	05:44	06:44	06:52	07:50	00:00
Opponents			Total 328:19	78:43	96:34	70:28	82:34	00:00
			Avg 32:50	07:52	09:39	07:03	08:15	00:00

RED ZONE REPORT

Syracuse Inside Opponent Red-Zone

Date	Opponent	Score	Times	Times	Total	Rush	Pass	FGs	Failed to score inside RZ						
			In RZ	Scored	Pts				TDs	TDs	TDs	Made	FGA	Down	Int
09/02/2023	Colgate	W 65-0	9	7	45	6	1	5	1	1	0	1	1	0	0
09/09/2023	Western Mich.	W 48-7	6	6	34	4	4	0	2	2	0	0	0	0	0
09/16/2023	at Purdue	W 35-20	5	3	21	3	3	0	0	1	0	0	0	0	1
09/23/2023	Army West Point	W 29-16	5	4	19	2	1	1	2	2	0	0	0	0	1
09/30/2023	Clemson	L 14-31	1	1	7	1	0	1	0	0	0	0	0	0	0
10/07/2023	at North Carolina	L 7-40	1	1	7	1	1	0	0	0	0	0	0	0	0
10/14/2023	at Florida St.	L 3-41	2	1	3	0	0	0	1	2	0	0	0	0	0
10/26/2023	at Virginia Tech	L 10-38	1	1	7	1	0	1	0	0	0	0	0	0	0
11/03/2023	Boston College	L 10-17	1	1	3	0	0	0	1	1	0	0	0	0	0
11/11/2023	vs Pittsburgh	W 28-13	3	1	7	1	0	1	0	1	1	0	0	0	0
Totals 26 of 34 (76.5%)			34	26	153	19	10	9	7	10	1	1	1	0	2

Opponents Inside Syracuse Red-Zone

Date	Opponent	Score	Times	Times	Total	Rush	Pass	FGs	Failed to score inside RZ						
			In RZ	Scored	Pts				TDs	TDs	TDs	Made	FGA	Down	Int
09/02/2023	Colgate	W 65-0	0	0	0	0	0	0	0	0	0	0	0	0	0
09/09/2023	Western Mich.	W 48-7	1	0	0	0	0	0	0	0	1	0	0	0	0
09/16/2023	Purdue	W 35-20	6	3	20	3	2	1	0	0	1	0	2	0	0
09/23/2023	Army West Point	W 29-16	2	1	7	1	1	0	0	0	0	1	0	0	0
09/30/2023	Clemson	L 14-31	4	3	17	2	1	1	1	1	1	0	0	0	0
10/07/2023	North Carolina	L 7-40	7	6	26	2	1	1	4	4	0	0	1	0	0
10/14/2023	Florida St.	L 3-41	4	3	17	2	2	0	1	1	1	0	0	0	0
10/26/2023	Virginia Tech	L 10-38	6	6	26	2	1	1	4	4	0	0	0	0	0
11/03/2023	Boston College	L 10-17	3	3	17	2	1	1	1	1	0	0	0	0	0
11/11/2023	Pittsburgh	W 28-13	3	3	13	1	0	1	2	2	0	0	0	0	0
Totals 28 of 36 (77.8%)			36	28	143	15	9	6	13	13	4	1	3	0	0

SUPERLATIVES

Syracuse Team Highs

RUSHES	65	vs Pittsburgh (N) (11/11/2023)
YARDS RUSHING	392	vs Pittsburgh (N) (11/11/2023)
YARDS PER RUSH	7.0	Boston College (11/03/2023)
TD RUSHES	5	at Purdue (09/16/2023)
PASS ATTEMPTS	39	Western Mich. (09/09/2023)
PASS COMPLETIONS	28	Colgate (09/02/2023)
YARDS PASSING	406	Colgate (09/02/2023)
YARDS PER PASS	11.0	Colgate (09/02/2023)
TD PASSES	7	Colgate (09/02/2023)
TOTAL PLAYS	89	Colgate (09/02/2023)
TOTAL OFFENSE	677	Colgate (09/02/2023)
YARDS PER PLAY	7.6	Colgate (09/02/2023)
POINTS	65	Colgate (09/02/2023)
SACKS BY	4	Army West Point (09/23/2023)
	4	Western Mich. (09/09/2023)
FIRST DOWNS	34	Colgate (09/02/2023)
PENALTIES	9	Boston College (11/03/2023)
	9	Clemson (09/30/2023)
	9	at Purdue (09/16/2023)
	9	Western Mich. (09/09/2023)
PENALTY YARDS	105	at Purdue (09/16/2023)
TURNOVERS	4	Boston College (11/03/2023)
PUNTS	9	at Florida St. (10/14/2023)
PUNTING AVG	51.0	Army West Point (09/23/2023)
LONG PUNT	64	vs Pittsburgh (N) (11/11/2023)
PUNTS INSIDE 20	3	Clemson (09/30/2023)
LONG PUNT RETURN	39	Colgate (09/02/2023)

Opponent Team Highs

RUSHES	57	Boston College (11/03/2023)
YARDS RUSHING	318	at Virginia Tech (10/26/2023)
YARDS PER RUSH	6.0	at Virginia Tech (10/26/2023)
TD RUSHES	3	at Florida St. (10/14/2023)
PASS ATTEMPTS	49	at North Carolina (10/07/2023)
PASS COMPLETIONS	33	at North Carolina (10/07/2023)
YARDS PASSING	442	at North Carolina (10/07/2023)
YARDS PER PASS	9.0	at North Carolina (10/07/2023)
TD PASSES	3	at North Carolina (10/07/2023)
TOTAL PLAYS	97	at North Carolina (10/07/2023)
TOTAL OFFENSE	644	at North Carolina (10/07/2023)
YARDS PER PLAY	7.3	at Florida St. (10/14/2023)
POINTS	41	at Florida St. (10/14/2023)
SACKS BY	8	at Virginia Tech (10/26/2023)
FIRST DOWNS	33	at North Carolina (10/07/2023)
PENALTIES	11	at Purdue (09/16/2023)
PENALTY YARDS	127	at Purdue (09/16/2023)
TURNOVERS	4	vs Pittsburgh (N) (11/11/2023)
	4	at Purdue (09/16/2023)
PUNTS	9	Colgate (09/02/2023)
PUNTING AVG	47.6	Colgate (09/02/2023)
LONG PUNT	58	at Virginia Tech (10/26/2023)
PUNTS INSIDE 20	3	at Florida St. (10/14/2023)
	3	Clemson (09/30/2023)
	3	Western Mich. (09/09/2023)
LONG PUNT RETURN	72	at Florida St. (10/14/2023)

Syracuse Individual Highs

RUSHES	28	LeQuint Allen vs Pittsburgh (N) (11/11/2023)
YARDS RUSHING	195	Garrett Shrader at Purdue (09/16/2023)
TD RUSHES	4	Garrett Shrader at Purdue (09/16/2023)
LONG RUSH	56	LeQuint Allen vs Boston College (11/03/2023)
PASS ATTEMPTS	30	Garrett Shrader vs Western Mich. (09/09/2023)
PASS COMPLETIONS	21	Garrett Shrader vs Army West Point (09/23/2023)
YARDS PASSING	286	Garrett Shrader vs Western Mich. (09/09/2023)
TD PASSES	4	Garrett Shrader vs Colgate (09/02/2023)
LONG PASS	86	Garrett Shrader vs Western Mich. (09/09/2023)
RECEPTIONS	9	Damien Alford vs Army West Point (09/23/2023)
YARDS RECEIVING	135	Damien Alford vs Army West Point (09/23/2023)
TD RECEPTIONS	2	Isaiah Jones vs Colgate (09/02/2023)
LONG RECEPTION	86	Donovan Brown vs Western Mich. (09/09/2023)
PUNTS	9	Jack Stonehouse at Florida St. (10/14/2023)
PUNTING AVG	54.0	Brady Denaburg at Virginia Tech (10/26/2023)
LONG PUNT	64	Jack Stonehouse vs Pittsburgh (N) (11/11/2023)
PUNTS INSIDE 20	3	Jack Stonehouse vs Clemson (09/30/2023)
LONG PUNT RETURN	39	D'Marcus Adams vs Colgate (09/02/2023)
LONG KICKOFF RETURN	25	Darrell Gill Jr. vs Boston College (11/03/2023)
TACKLES	14	Marlowe Wax at Virginia Tech (10/26/2023)
SACKS	2	Marlowe Wax at Virginia Tech (10/26/2023)
	2	Leon Lowery vs Clemson (09/30/2023)
TACKLES FOR LOSS	3	Caleb Okechukwu vs Clemson (09/30/2023)

Opponent Individual Highs

RUSHES	23	Kye Robichaux vs Boston College (11/03/2023)
YARDS RUSHING	118	Bhayskul Tuten at Virginia Tech (10/26/2023)
TD RUSHES	2	Jordan Travis at Florida St. (10/14/2023)
LONG RUSH	75	Jalen Buckley vs Western Mich. (09/09/2023)
PASS ATTEMPTS	47	Drake Maye at North Carolina (10/07/2023)
PASS COMPLETIONS	33	Drake Maye at North Carolina (10/07/2023)
YARDS PASSING	442	Drake Maye at North Carolina (10/07/2023)
TD PASSES	3	Drake Maye at North Carolina (10/07/2023)
LONG PASS	80	Bryson Daily vs Army West Point (09/23/2023)
RECEPTIONS	10	Abdur-Rahmaan Yaseen at Purdue (09/16/2023)
YARDS RECEIVING	153	Tyler Brown vs Clemson (09/30/2023)
TD RECEPTIONS	2	Da'Quan Felton at Virginia Tech (10/26/2023)
LONG RECEPTION	80	Noah Short vs Army West Point (09/23/2023)
FIELD GOALS	5	John Love at Virginia Tech (10/26/2023)
LONG FIELD GOALS	48	Ryan Fitzgerald at Florida St. (10/14/2023)
PUNTS	9	Shelby Pruett vs Colgate (09/02/2023)
PUNTING AVG	47.6	Shelby Pruett vs Colgate (09/02/2023)
LONG PUNT	58	Peter Moore at Virginia Tech (10/26/2023)
PUNTS INSIDE 20	3	Alex Mastromanno at Florida St. (10/14/2023)
	3	Aidan Swanson vs Clemson (09/30/2023)
LONG PUNT RETURN	72	Keon Coleman at Florida St. (10/14/2023)
LONG KICKOFF RETURN	23	Tucker Holloway at Virginia Tech (10/26/2023)
TACKLES	14	Dillon Thieneman at Purdue (09/16/2023)
	14	Tyler Flick vs Colgate (09/02/2023)
SACKS	2	Antwaun Powell-Ryland Jr. at Virginia Tech (10/26/2023)
	2	T.J. Parker vs Clemson (09/30/2023)
TACKLES FOR LOSS	2	Antwaun Powell-Ryland Jr. at Virginia Tech (10/26/2023)
	2	Mario Kendricks at Virginia Tech (10/26/2023)
	2	Barrett Carter vs Clemson (09/30/2023)
	2	T.J. Parker vs Clemson (09/30/2023)
INTERCEPTIONS	2	Elijah Jones vs Boston College (11/03/2023)



THE LAST TIME

Syracuse ...

Scoring

Scored 70+ points:	70 vs. Rutgers (70-14), 1998
Scored 60-69 points:	65 vs. Colgate (65-0), 2023
Scored 50-59 points:	59 vs. Wagner (59-0), 2022
Allowed 70+ points:	76, at Pittsburgh (61-76), 2016
Allowed 60-69 points:	63, at Maryland (20-63), 2019
Allowed 50-59 points:	56, Louisville (56-34), 2019
Was held scoreless:	at Louisville (0-30), 2020
Was held scoreless through halftime:	at North Carolina (0-27), 2023
Was held scoreless through three quarters:	at Louisville (0-27), 2020
Held opponent scoreless:	vs. Colgate (65-0), 2023
Held opponent scoreless through halftime:	vs. Colgate (65-0), 2023
Held opponent scoreless through three quarters:	vs. Colgate (65-0), 2023
Did not score a touchdown:	at Florida State, 2023
Did not score an offensive touchdown:	at Florida State, 2023
Held opponent without a touchdown:	vs. Colgate (65-0), 2023
Held opponent without an offensive touchdown:	vs. Colgate (65-0), 2023
Scored TD on first play from scrimmage:	Andrew Robinson 79 yd. pass to Taj Smith at Louisville, 2007
Allowed TD on first play from scrimmage:	DeShone Kizer 79 yd. pass to Equanimeous St. Brown, Notre Dame, 2016
Scored TD in final two minutes to win:	vs. Virginia (22-20), 2022
Allowed TD in final two minutes to lose:	at Clemson (23-27), 2018
Won by going for two points:	vs. North Carolina (49-47 3OT), 2003
Lost when opponent went for two points:	vs. NC State (31-32, OT), 1997
Tied the game in the last two minutes:	vs. Wake Forest (34-34), 2021 (TD)
Allowed opponent to tie the game in the last two minutes:	vs. Wake Forest (30-30), 2019 (FG)
Scored a two-point conversion:	vs. Purdue, 2022
Missed a two-point conversion:	vs. Wake Forest, 2021

Rushing

Had 60+ rushing attempts:	66 vs. Pittsburgh, 2023
Had 50-59 rushing attempts:	52 vs. Colgate, 2023
Rushed for 400+ yards:	415 vs. Pittsburgh, 1994
Rushed for 300-399 yards:	392 vs. Pittsburgh, 2023
Rushed for 200-299 yards:	209 vs. Boston College, 2023
Rushed for less than 100 yards:	0 at Virginia Tech, 2023
Rushed for negative yards:	-15 vs. Cincinnati, 2007
Scored six rushing TDs:	vs. Albany, 2021
Scored seven rushing TDs:	vs. Rutgers, 2000
Scored eight rushing TDs:	vs. Rutgers, 1998
Two players rushed for 100+ yards:	Sean Tucker (232) and LeQuint Allen (112) vs. Wagner, 2022
Three players rushed for 100+ yards:	Dan Villari (154), Garrett Shrader (105) and LeQuint Allen (103) vs. Pittsburgh, 2023
Two players had multiple rushing TDs:	Sean Tucker (4), Garrett Shrader (2) vs. Albany, 2021

Passing

Passed for 400+ yards:	406 vs. Colgate, 2023
Passed for 300-399 yards:	330 vs. Minnesota, 2022
Passed for less than 100 yards:	8 vs. Pitt, 2023
Attempted less than 10 passes:	9 vs. Pitt, 2023

Receiving

Two players with 10 catches:	Steve Ishmael (12), Ervin Philips (12) at Florida State, 2017
Two players with 100 receiving yards:	Sean Riley (164), Nykeim Johnson (136) vs. NC State, 2018
Two players with multiple receiving TDs:	Trishton Jackson (2), Aaron Hackett (2) vs. Western Michigan, 2019

Total Offense

Gained 600+ yards:	677 vs. Colgate 2023
Gained 500-599 yards:	550 at Virginia Tech, 2021
Gained 400-499 yards:	400 vs. Pitt, 2023
Gained 100-199 yards:	137 at Virginia Tech, 2023
Gained less than 100 yards:	93 vs. Iowa, 1976
Had 100 or more total offense plays:	106 at Pittsburgh, 2016
Had 90 or more total offense plays:	93 at Boston College, 2018

Turnovers

Did not commit a turnover:	at Virginia Tech, 2023
Neither team committed a turnover:	at Virginia Tech, 2023
Committed four turnovers:	vs. Boston College (4 INT), 2023
Committed five turnovers:	vs. Rutgers (2 fumbles/3 INT), 2011
Committed six turnovers:	at Pittsburgh (4 fumbles/2 INT), 2011
Committed seven turnovers:	vs. USF (2 fumbles/5 INT), 2009
Committed eight turnovers:	vs. Wisconsin (7 fumbles/1 INT), 1972
Committed nine turnovers:	vs. West Virginia (5 fumbles/4 INT), 1973

Defense

Intercepted three passes:	vs. Georgia Tech, 2020
Intercepted four passes:	vs. Georgia Tech, 2020
Intercepted five passes:	vs. Tulane, 1999
Recovered four fumbles:	vs. West Virginia, 2005
Had 10+ tackles for loss:	13.0/47 vs. Clemson, 2023
Had five or more sacks:	5.0/34 vs Boston College, 2021
Had six or more sacks:	6.0/31 vs. Liberty, 2021
Had seven or more sacks:	8.0/41 vs Albany, 2021
Had eight sacks:	8.0/41 vs Albany, 2021
Had nine sacks:	9.0/88 vs. Rutgers, 2009
Had no sacks:	vs. Pittsburgh, 2023
Neither team had a sack:	vs. Pittsburgh, 2023
Scored a safety:	Caleb Okechukwu, Marlowe Wax at Ohio, 2021
Scored a defensive two-point conversion:	Scoop Bradshaw vs. Wake Forest, 2017

Special Teams

Missed a PAT by kick:	Brady Denaburg vs. Army, 2023
Blocked a PAT by kick:	Caleb Okechukwu vs. Virginia, 2022
Did not punt:	vs. Wagner, 2022
Kicked a game-winning field goal with less than 1:00 left:	Andre Szmyt vs. Liberty, 2021, 35 yards with :01 left (24-21)
Kicked a game-winning field goal in OT:	Andre Szmyt vs. Wake Forest, 2019
Neither team kicked a field goal:	at Purdue, 2023

Overtime

Was involved in an overtime game:	vs. Wake Forest (L, 40-37), 2021
Won in single overtime:	vs. Wake Forest (39-30), 2019
Lost in single overtime:	vs. Wake Forest (40-37), 2021
Won in double overtime:	vs. North Carolina (40-37), 2018
Lost in double overtime:	vs. Rutgers (16-19), 2011
Won in triple overtime:	at North Carolina (49-47), 2003
Lost in triple overtime:	at Virginia (38-44), 2015

Miscellaneous

Had 30+ first downs:	34 vs. Colgate, 2023
Had less than 10 first downs:	9 vs. Virginia Tech, 2023
Was not penalized:	at West Virginia, 1957
Had 10 or more penalties:	10 vs. Florida State, 2022
Had 120+ yards in penalties:	164 vs. Albany, 2021
Had more than 40 minutes of possession time:	40:14 vs. Rhode Island, 2015
Had 35-40 minutes of possession time:	37:26 vs. Pitt, 2023

An Opposing Team ...

Rushing

Had 60+ rushing attempts:	60, Clemson, 2022
Had 50-59 rushing attempts:	57, Boston College, 2023
Rushed for 400+ yards:	496, Boston College, 2019
Rushed for 300-399 yards:	318, Virginia Tech, 2023
Rushed for 200-299 yards:	211, Florida State, 2023
Rushed for less than 100 yards:	60, Pittsburgh, 2023
Rushed for zero yards:	Akron, 2009
Rushed for negative yards:	-4, Liberty, 2019
Scored six rushing TDs:	Maryland, 2019
Scored seven rushing TDs:	Louisville, 2016
Scored eight rushing TDs:	Nebraska, 1983
Two players rushed for 100+ yards:	Kyren Williams and Chris Tyree (109), Notre Dame, 2020
Two players had multiple rushing TDs:	AJ Dillon (3), David Bailey (2), Boston College, 2019

THE LAST TIME

Passing

Passed for 400+ yards:	442, North Carolina, 2023
Passed for 300-399 yards:	344, Florida State, 2023
Passed for less than 100 yards:	52, Colgate, 2023
Attempted less than 10 passes:	6, Wagner, 2022

Receiving

Two players with 10+ catches:	Ben McCord (10), Devon Spalding (10), Central Michigan, 2015
Two players with 100+ receiving yards:	Nate McCollum (135) and Kobe Paysour (100), North Carolina, 2023
Three players with 100+ receiving yards:	Tabari Hines (124), Cam Serigne (119), Scotty Washington (113), Wake Forest, 2017

Total Offense

Gained 600+ yards:	644, North Carolina, 2023
Gained 500-599 yards:	528, Virginia Tech, 2023
Gained 400-499 yards:	403, Purdue, 2023
Gained 100-199 yards:	106, Colgate, 2023
Gained less than 100 yards:	50, Wagner, 2022

Turnovers

Did not commit a turnover:	Virginia Tech, 2023
Had four or more turnovers:	Pittsburgh (3 fumbles/1 INT), 2023
Had five or more turnovers:	Georgia Tech (1 fumble/4 INT), 2020
Had six or more turnovers:	Cincinnati (2 fumbles/4 INT), 2004
Had seven or more turnovers:	Pittsburgh (3 fumbles/4 INT), 1981
Had eight or more turnovers:	Indiana (3 fumbles/5 INT), 1971
Had nine turnovers:	Lafayette (8 fumbles/1 INT), 1951

Defense

Intercepted three passes:	Clemson, 2020
Intercepted four passes:	Boston College, 2023
Intercepted five passes:	USF, 2009
Recovered four fumbles:	Pittsburgh, 2011
Recovered five fumbles:	Rutgers, 2005
Had 12+ tackles for loss:	12.0/62, Virginia Tech, 2023
Had five or more sacks:	8.0/54, Virginia Tech, 2023
Had six or more sacks:	8.0/54, Virginia Tech, 2023
Had seven or more sacks:	8.0/54, Virginia Tech, 2023
Had eight or more sacks:	8.0/54, Virginia Tech, 2023
Had nine or more sacks:	9.0/60, Pittsburgh, 2019
Had 10 or more sacks:	11.0/89, Cincinnati, 2007
Had no sacks:	Pittsburgh, 2023
Scored a safety:	Virginia Tech, 2023
Scored a defensive two-point conversion:	Virginia Tech, 2021

Special Teams

Missed a PAT by kick:	Ben Freehill, Purdue, 2023
Blocked a PAT by kick:	Chamarri Conner, Virginia Tech, 2021
Scored a two-point conversion:	Joseph Ngata, Clemson, 2022
Missed a two-point conversion:	Army, 2023
Missed multiple two-point conversions:	NC State (2), 2020
Did not punt:	West Virginia, 1993
Kicked a game-winning field goal with less than 1:00 left:	Ryan Fitzgerald, Florida State, 2021, 34 yards with :00 left (30-33)
Kicked a game-winning field goal in OT:	San San Te, Rutgers, 2011

Miscellaneous

Had 30+ first downs:	33, North Carolina, 2023
Had less than 10 first downs:	7, Colgate, 2023
Was not penalized:	Georgia Tech, 2013
Had 10 or more penalties:	11, Purdue, 2023
Had 120+ yards in penalties:	127, Purdue, 2023
Had more than 40 minutes of possession time:	42:16, Boston College, 2023
Had 35-40 minutes of possession time:	37:16, North Carolina, 2023

A Syracuse Player ...

Rushing

Had 30 carries:	32, Sean Tucker vs. Liberty, 2021
Rushed for 200+ yards:	232, Sean Tucker vs. Wagner, 2022
Rushed for 150-199 yards:	154, Dan Villari vs. Pittsburgh, 2023
Rushed for 100-149 yards:	142, LeQuint Allen vs. Boston College, 2023
Quarterback rushed for 200+ yards:	200, Eric Dungey at Western Michigan, 2018
Quarterback rushed for 100+ yards:	105, Garrett Shrader vs. Pittsburgh, 2023
Rushed for three TDs:	LeQuint Allen vs. Western Michigan, 2023
Rushed for four TDs:	Garrett Shrader at Purdue, 2023
Rushed for five TDs:	Walter Reyes vs. Notre Dame, 2003
Rushed for six TDs:	Jim Brown vs. Colgate, 1956
Had a 60 to 69-yard run:	61, Nykeim Johnson, 2020
Had a 70 to 79-yard run:	74, Eric Dungey vs. Central Michigan, 2017
Had a 80 to 89-yard run:	80, Cooper Lutz at Notre Dame, 2020
Had a 90 to 99-yard run:	90, LeQuint Allen vs. Wagner, 2022

Passing

Passed for 400+ yards:	411, Eric Dungey vs. NC State, 2018
Passed for 300-399 yards:	330, Garret Shrader vs. Minnesota, 2022
Attempted 60+ passes:	60, Zack Mahoney vs. Wake Forest, 2017
Attempted 50-59 passes:	51, Garrett Shrader vs. Minnesota, 2022
Attempted 40-49 passes:	45, Rex Culpepper vs. NC State, 2020
Completed 40+ passes:	43, Zack Mahoney at Pittsburgh, 2016
Completed 30-39 passes:	32, Garrett Shrader vs. Minnesota, 2022
Threw three or more TD passes:	4, Garret Shrader vs. Colgate, 2023
Threw four or more TD passes:	4, Garret Shrader vs. Colgate, 2023
Threw five TD passes:	5, Eric Dungey vs. Wagner, 2018
Completed a 60 to 69-yard pass:	62 (TD), Garrett Shrader to Trebor Pena vs. Clemson, 2021
Completed a 70 to 79-yard pass:	72 (TD), Garrett Shrader to Sean Tucker vs. Albany, 2021
Completed an 80 to 89-yard pass:	86 (TD), Garrett Shrader to Donovan Brown vs. Western Michigan, 2023
Completed a 90 to 100-yard pass:	94 (TD), Clayton Welch to Taj Harris vs. Pittsburgh, 2019

Receiving

Had 10+ catches:	11, LeQuint Allen, vs. Minnesota, 2022
Had 100 receiving yards:	135, Damien Alford vs. Army, 2023
Had consecutive 100-yard receiving games:	Oronde Gadsden II vs. Purdue, vs. Virginia, 2022
Had three straight 100-yard receiving games:	Steve Ishmael vs. Central Michigan, at LSU, at NC State, 2017
Had four straight 100-yard receiving games:	Steve Ishmael vs. Middle Tennessee, vs. Central Michigan, at LSU, at NC State, 2017
Had five straight 100-yard receiving games:	Steve Ishmael vs. Central Connecticut State, vs. Middle Tennessee, vs. Central Michigan, at LSU, at NC State, 2017
Had consecutive 150-yard receiving games:	Alec Lemon vs. Louisville, at Missouri, 2012
Had 200+ receiving yards:	270, Amba Etta-Tawo at Connecticut, 2016
Caught two TDs:	Isaiah Jones vs. Colgate, 2023
Caught three or more TDs:	5, Amba Etta-Tawo at Pittsburgh, 2016
Caught four or more TDs:	5, Amba Etta-Tawo at Pittsburgh, 2016
Caught five TDs:	Amba Etta-Tawo at Pittsburgh, 2016

THE LAST TIME

Defense

Had two or more interceptions:	2, Andre Cisco vs. Wagner, 2018
Returned an interception for a TD:	Jayden Bellamy (23 yards) vs. Pittsburgh, 2023
Had two or more fumble recoveries:	2, Terry Lockett at Purdue, 2023
Returned a fumble for a TD:	Ja'Had Carter (90 yds) at Clemson, 2022
Forced two or more fumbles:	2, Marlowe Wax at Purdue, 2023
Had 15+ tackles:	15, Mikel Jones vs. Notre Dame, 2022
Had four tackles for loss:	Stefon Thompson at Louisville, 2020
Had five tackles for loss:	Christian Ferrara vs. Notre Dame, 2003
Had six tackles for loss:	Brandon Sharpe vs. Pittsburgh, 2012
Had three sacks:	Kingsley Jonathan vs. Boston College, 2021
Had four sacks:	Brandon Sharpe vs. Pittsburgh, 2012
Had more than four sacks:	4.5, Dwight Freenev vs. Virginia Tech, 2000

Special Teams

Made a 50-yard field goal:	54, Andre Szmyt vs. Notre Dame, 2022
Made four field goals:	Andre Szmyt vs. Wake Forest, 2019
Made five field goals:	Andre Szmyt vs. Virginia, 2022
Blocked a field goal:	Josh Black vs. Louisville, 2018
Recovered a blocked field goal for a TD:	Mike Holmes (57 yd. return) vs. Akron, 2010
Had a punt return TD:	Courtney Jackson (64 yds) vs. Boston College, 2021
Had a 50 to 59-yard punt return:	59 (TD) Brisly Estime at Florida State, 2015
Had a 60 to 69-yard punt return:	64 (TD), Courtney Jackson vs. Boston College, 2021
Had a 70 to 79-yard punt return:	74, Brisly Estime vs. Notre Dame, 2016
Had an 80 to 89-yard punt return:	85 (TD), Jamel Riddle vs. Auburn, 2002
Had a 90 to 100-yard punt return:	94 (TD), Marvin Harrison vs. Minnesota, 1995
Had a 60 to 69-yard punt:	64, Jack Stonehouse vs. Pittsburgh, 2023
Had a 70 to 79-yard punt:	75, Riley Dixon vs. Clemson, 2013
Blocked a punt:	Denis Jaquez Jr., at North Carolina, 2023
Blocked two punts:	Anthony Smith vs. Buffalo, 2004
Returned a blocked punt for a TD:	Sean Riley blocked, Trill Williams recovered (2 yd ret.) vs. Wagner, 2018
Blocked a punt and returned it for a TD:	Anthony Smith (0 yds) vs. Buffalo, 2004
Had a kickoff return TD:	Trebor Pena (98 yds) vs. NC State, 2020
Returned the opening kickoff for a TD:	Kevin Johnson (100 yds) vs. Wisconsin, 1997
Had a 50 to 59-yard kickoff return:	57, Trebor Pena vs. Virginia, 2022
Had a 60 to 69-yard kickoff return:	64, Sean Riley vs. Central Michigan, 2017
Had a 70 to 79-yard kickoff return:	76, Kyle McIntosh vs. Tennessee, 1998
Had an 80 to 89-yard kickoff return:	89 (TD), Kevin Johnson vs. Wisconsin, 1997
Had an 90 to 100-yard kickoff return:	98 (TD), Trebor Pena vs. NC State, 2020

An Opposing Player ...

Rushing

Had 30 carries:	30, Deon Jackson, Duke, 2020
Rushed for 200+ yards:	233, Javian Hawkins, Louisville, 2019
Rushed for 150-199 yards:	163, Trey Benson, Florida State, 2022
Rushed for 100-149 yards:	118, Bhayshul Tuten, Virginia Tech, 2023
Quarterback rushed for 100+ yards:	124, Jordan Travis, Florida State, 2021
Rushed for three or more TDs:	3, Malachi Thomas, Virginia Tech, 2021
Rushed for four TDs:	Cam Akers, Florida State, 2019
Had a 60 to 69-yard run:	65, Treshaun Ward, Florida State, 2021
Had a 70 to 79-yard run:	75 (TD), Jalen Buckley, Western Michigan, 2023
Had a 80 to 89-yard run:	87 (TD), Kain Colter, Northwestern, 2013
Had a 90 to 99-yard run:	94 (TD), Chris Tyree, Notre Dame, 2020

Passing

Passed for 400+ yards:	442, Drake Maye, North Carolina, 2023
Passed for 300-399 yards:	323, Hudson Card, Purdue, 2023
Attempted 60+ passes:	65, Brian Brohm, Louisville, 2007
Attempted 50-59 passes:	56, Aidan O'Connell, Purdue, 2022
Attempted 40-49 passes:	47, Drake Maye, North Carolina, 2023
Completed 40+ passes:	45, Brian Brohm, Louisville, 2007
Completed 30-39 passes:	33, Drake Maye, North Carolina, 2023
Threw three or more TD passes:	3, Drake Maye, North Carolina, 2023
Threw four or more TD passes:	4, Sam Hartman, Wake Forest, 2022
Threw five TD passes:	Malik Cunningham, Louisville, 2019
Threw six TD passes:	Matt Barkley, USC, 2012
Completed a 60 to 69-yard pass:	65, Christian Veillux to Bub Means, Pittsburgh, 2023
Completed a 70 to 79-yard pass:	77 (TD), Drake Maye to Kobe Paysour, North Carolina, 2023
Completed an 80 to 89-yard pass:	80 (TD), Bryson Daily to Noah Short, Army, 2023
Completed a 90 to 100-yard pass:	90 (TD), Malik Cunningham to Tutu Atwell, Louisville, 2019

Receiving

Had 10+ catches:	10, Rahmaan-Abdur Yaseen, Purdue, 2023
Had 100-199 receiving yards:	140, Keon Coleman, Florida State, 2023
Had 200+ receiving yards:	247, Kelvin Harmon, NC State, 2018
Caught two TDs:	Da'Quan Felton, Virginia Tech, 2023
Caught three TDs:	A.T. Perry, Wake Forest, 2022
Caught four TDs:	Ernest Wilford, Virginia Tech, 2002

Defense

Had two or more interceptions:	2, Elijah Jones, Boston College, 2023
Returned an interception for a TD:	Coleman Bryson, Minnesota, 2022
Had two or more fumble recoveries:	2, Will Harris, Boston College, 2017
Returned a fumble for a TD:	Andrew Booth, Jr. (21 yds), Clemson, 2020
Forced two or more fumbles:	2, Ray Vinopal, Pittsburgh, 2014
Had 15+ tackles:	17, Hamsah Nasirildeen, Florida State, 2019
Had four or more tackles for loss:	5.5, Clelin Ferrell, Clemson, 2017
Had five or more tackles for loss:	5.5, Clelin Ferrell, Clemson, 2017
Had three sacks:	3.0, Louis Acceus, NC State, 2019
Had more than three sacks:	3.5 Clelin Ferrell, Clemson, 2017

Special Teams

Made a 50-yard field goal:	James Turner (50 yds), Louisville, 2020
Made four field goals:	Noah Burnette, North Carolina, 2023
Made five field goals:	John Love, Virginia Tech, 2023
Blocked a field goal:	Matthew Thomas, Derwin James, Florida State, 2017
Blocked two field goals:	Kenny Iwebema, Iowa, 2007
Recovered a blocked field goal for a TD:	Duron Harmon (75 yd ret.) Rutgers, 2012
Had a punt return TD:	Dazz Newsome (75 yds), North Carolina, 2018
Had two punt return TDs:	DeAngelo Hall (58 yds, 60 yds), Virginia Tech, 2003
Had a 50 to 59-yard punt return:	57, Tucker Holloway, Virginia Tech, 2023
Had a 60 to 69-yard punt return:	69 (TD) Tre'Davious White, LSU, 2015
Had a 70 to 79-yard punt return:	72, Keon Coleman, Florida State, 2023
Had an 80 to 89-yard punt return:	83 (TD), D'Ernest Johnson, USF, 2016
Had a 60 to 69-yard punt:	61, Ryan Harwell, Louisville, 2020
Had a 70 to 79-yard punt:	72, Austin Parker, Duke, 2019
Blocked a punt:	Clarence Lewis, Notre Dame, 2022
Blocked two punts:	Chase Anastasio, Notre Dame, 2005
Returned a blocked punt for a TD:	Manny Collins blocked, Corey Barnes recovered (16 yd ret.), Rutgers, 2005
Had a kickoff return TD:	Zonovan Knight (97 yds), NC State, 2021
Returned the opening kickoff for a TD:	Myles Willis (97 yds), Boston College, 2014
Had a 50 to 59-yard kickoff return:	53, Michael Walker, Boston College, 2018
Had a 60 to 69-yard kickoff return:	64, Shane Tucker, Middle Tennessee, 2017
Had a 70 to 79-yard kickoff return:	72, Quentin Redding, Minnesota, 2022
Had an 80 to 89-yard kickoff return:	89 (TD), Myles Willis, Boston College, 2016
Had an 90 to 100-yard kickoff return:	97 (TD), Zonovan Knight, NC State, 2021