



GEORGIA TECH BASKETBALL 2023-24

ACC Champions 1985, 1990, 1993, 2021 • Final Four 1990, 2004 • 17 NCAA Tournament appearances

2023-24 Schedule/Results

Date	Opponent	TV	Time
N1	CLARK ATLANTA (exh)	-	W, 91-75
N6	GEORGIA SOUTHERN	ACCNX	W, 84-62
N9	HOWARD	ACCNX	W, 88-85
N14	UMASS LOWELL	ACCNX	L, 71-74
N22	at Cincinnati	ESPN+	L, 54-89
N28	MISSISSIPPI STATE* (21/22)	ACCN	W, 67-59
D2	DUKE (7/7)	The CW	2:15 p.m.
D5	at Georgia	SECN	7:30 p.m.
D9	ALABAMA A&M	ACCN	4 p.m.
D16	vs. Penn State+	B1GN	12 p.m.
D21	vs. Massachusetts#	ESPN2	9 p.m.
D22	vs. Portland or Hawai'i#	ESPN2	11 p.m./1 a.m.
D24	Diamond Head Classic (3rd rd)#	tba	tba
J3	at Florida State	ACCN	7 p.m.
J6	BOSTON COLLEGE	ESPN2/U	4 p.m.
J9	NOTRE DAME	ESPN2/U	9 p.m.
J13	at Duke (7/7)	ACCN	5 p.m.
J16	at Clemson	ACCN	9 p.m.
J20	VIRGINIA (rv)	ACCN	6 p.m.
J23	PITTSBURGH	ESPN2/U	7 p.m.
J27	at Virginia Tech	ACCN	5 p.m.
J30	NORTH CAROLINA (17/16)	ESPN2/U	7 p.m.
F3	at NC State	The CW	5:30 p.m.
F6	WAKE FOREST	ESPN2/U	7 p.m.
F10	at Louisville	ACCN	6:30 p.m.
F14	at Notre Dame	ACCN	7 p.m.
F17	SYRACUSE	The CW	5:30 p.m.
F21	CLEMSON	ACCN	7 p.m.
F24	at Miami (8/8)	ACCN	4 p.m.
M2	FLORIDA STATE	ESPN2/U	12 p.m.
M5	at Wake Forest	ACCN	9 p.m.
M9	at Virginia (rv)	ACCN	8 p.m.
M12-16 ACC Tournament (Washington, D.C.)%			
*ACC/SEC Challenge; +Holiday Festival (Madison Square Garden, New York, N.Y.); #Diamond Head Classic (Honolulu, Hawai'i); %ACC Tournament (Washington, D.C.)			
All times Eastern; home games in ALL CAPS			

RADIO: Georgia Tech Sports Network by Legends Sports

Announcers	Andy Demetra, Randy Waters
Engineer	Miller Pope
Network station in Atlanta	680 AM / 93.7 FM
Satellite Radio	SiriusXM channel 386 / SiriusXM app
Online	GT Gameday App, Ramblinwreck.com
Tuneln	buzz.gt/LiveTuneln

Television The CW Network (Peachtree TV in Atlanta)

Announcers	Tom Werme, Mike Gminski
------------	-------------------------

Communications

GTMBB contact	Mike Stamus
Phone	404-894-5445 (ofc), 404-218-9723 (cell)
E-mail	mstamus@athletics.gatech.edu

Social Media: #StingEm

Official Twitter	@GTMBB
Facebook	gtmensbasketball
Instagram	gtmensbasketball

GEORGIA TECH (3-2, 0-0 ACC) vs. #7/7 DUKE (5-2, 0-0 ACC) Game 6 • December 2, 2023 • 2:15 p.m. EST

Tech Opens ACC Play vs. #7 Duke

Fresh off a home court victory over a top-25 team earlier this week, Georgia Tech opens Atlantic Coast Conference play at home Saturday afternoon, hosting No. 7 Duke at 2:15 p.m. at McCamish Pavilion.

Tech (3-2) stopped a two-game skid Tuesday night by defeating No. 21 Mississippi State, 67-59, in the ACC/SEC Challenge. The Yellow Jackets played their best defensive game of the season in shaking off losses to UMass Lowell and Cincinnati. Tech began its first season under head coach **Damon Stoudamire** with a pair of home court victories over Georgia Southern on Nov. 6 (84-62) and a come-from-behind 88-85 win over Howard on Nov. 9, and is 3-1 at home.

Duke (5-2) is playing its second straight true road game after falling at Arkansas, 80-75, Wednesday night in the ACC/SEC Challenge. The Blue Devils have played one other power conference team, dropping a 78-73 decision to current No. 2 Arizona at home in their second game of the season.

Saturday's game will be televised live on the The CW (Peachtree TV in Atlanta). Radio coverage is on the Georgia Tech Sports Network by Legends Sports and flagship station 680 the Fan (680 AM/93.7 FM). The Tech broadcast is also available on the SiriusXM app and SiriusXM channel 386.

EVENT INFORMATION

Venue/Site	McCamish Pavilion, Atlanta, Ga.
Tech vs. Duke	Duke leads, 77-24
At home	Duke leads, 30-16
Last meeting	T1/29/2023 - Duke def. Tech, 86-43

GEORGIA TECH YELLOW JACKETS

Rankings (AP/coaches/KenPom/NET)	nr nr 135 na
Record breakdown	3-1 home 0-1 road 0-0 neutral
Head coach	Damon Stoudamire (Arizona, 1995)
Career record/at GT	74-79 (6th yr) 2-2 (1st yr)
Stoudamire vs. Duke	0-0

DUKE BLUE DEVILS

Rankings (AP/coaches/KenPom/NET)	7 7 13 na
Record breakdown	4-1 home 0-1 road 1-0 neutral
Head coach	Jon Scheyer (Duke, 2010)
Career record/at Duke	32-11 (2nd yr) 32-11 (2nd yr)
Scheyer vs. Georgia Tech	1-0

ROSTER AT-A-GLANCE (#indicates last game starters)

24	Amaree Abram	G	6-4	190	So	Port Arthur, Texas	5.0 ppg	1.8 apg	> Transfer from Ole Miss, 33 games/22 starts as a freshman; started first 4 games, DNP vs. MSU
12	Tyzhaun Claude	F	6-8	236	Sr.*	Goldensboro, N.C.	8.2 ppg	5.6 rpg	> Grad transfer from Western Carolina; started first 4 games, avg 20 min per game, double-double vs. Ga. Southern
3	Dallan "Deebo" Coleman	G	6-6	218	So	Memphis, Tenn.	10.8 ppg	2.8 rpg	> Career-high 24 pts vs. UMass Lowell, 51.5% FG, 44.4% 3pt FG over 5 games
10	Ebenezer Dowuona#	F	6-11	225	Sr.	Accra, Ghana	1.6 ppg	1.6 rpg	> Transfer from NC State; played all 5 games, 10.5 min per game, made 1st start vs. MSU
5	Tafara Gapare	F	6-9	205	So	Wellington, New Zealand	0.7 ppg	2.0 rpg	> Transfer from UMass; started first 3 games (inj last 2 games), 13 min per game, 4 blocks
2	Naithan George#	G	6-3	180	Fr.	Toronto, Ontario	9.5 ppg	0.5 apg	> Made debut at UC, scored 8 pts, 2 3pt FG, then started vs. MSU (11 points in 32 minutes)
13	Miles Kelly#	G	6-6	175	So	Stone Mountain, Ga.	19.4 ppg	6.6 rpg	> Tech's top scorer, has three 20-pt games this season; double figures in 13 straight games (19.6 ppg)
4	Carter Murphy	G	6-4	200	Sr.	Phoenix, Ariz.	2.0 ppg	1.7 rpg	> Grad transfer from Air Force, played 31 games/started 2 in 2022-23; played 3 games this season
11	Baye Ndongo#	F	6-9	236	Fr.	Mboro, Senegal	5.0 ppg	7.0 rpg	> 4-star prospect from Putnam (Conn.) Science Academy, made debut at UC after missing first 3 games (inj)
35	Emmer Nichols	F	6-6	219	Fr.	Woodside, Calif.	0.0 ppg	1.0 rpg	> Non-scholarship player in 2nd year in the program, redshirted in 2022-23, made his debut at UC
14	Kowacie Reeves, Jr.#	G	6-6	192	Jr.	Macon, Ga.	10.8 ppg	4.4 rpg	> Transfer from Florida, 60 games/17 starts; started all 5 games this season, double figures in 3, 93.8 FT%
23	Ibrahim Sacko	G/F	6-6	222	Fr.	Conakry, Guinea	1.6 ppg	4.2 rpg	> Top-3 prospect in Canada in 2023 class; played all 5 games off the bench, 16.2 min per game
33	Marcos San Miguel	G	6-4	201	Fr.	Smyrna, Ga.	--	--	> Non-scholarship player in 1st year in the program, has not seen action
30	Ibrahim Souare	F	6-9	210	Fr.	Guinea	--	--	> From Dream City Christian School (Glendale, Ariz.), member Guinea team 2022 U18 FIBA African Championship
1	Kyle Sturdivant	G	6-3	196	Sr.	Norcross, Ga.	9.0 ppg	3.4 apg	> Averaging 20 min per game off the bench; 17/7 assist/TO ratio, 45% FG
0	Lance Terry	G	6-2	200	Sr.	College Park, Ga.	--	--	> No. 2 scorer in 2022-23 (10.1 ppg), missed first 5 games this season due to injury

TECH NOTEBOOK

Tech Team Statistics

Category	2023-24	ACC	NCAA
Scoring offense	72.8	13	223
Scoring defense	73.8	15	230
Scoring margin	-1.0	14	252
Field goal pct.	.394	15	323
Effective FG pct.	.451	15	322
Field goal pct. def.	.418	7	148
3-pt FG pct.	.298	13	282
3-pt FG per game	7.2	10	200
3-pt FG att. per game	24.2	3	103
3-pt FG pct. def.	.285	4	59
3-pt FG allowed	7.0	-	-
Free throw pct.	.65	15	288
FT made per game	15.6	7	100
FT attempts per game	23.8	4	50
Rebounds per game	40.2	2	59
Rebound margin	+2.4	7	162
O-Reb per game	14.8	2	20
D-Reb per game	25.4	12	210
Assists per game	11.2	13	291
Assist/TO ratio	0.9	13	264
Turnover margin	-0.2	13	215
Turnovers per game	12.4	11	180
Turnovers forced per game	12.2	11	218
Blocks per game	5.6	4	23
Steals per game	6.4	9	221
Fouls per game	18.6	13	247
Bench points per game	25.6	2	105
Fast break points per game	8.4	9	247

Rankings through games of Nov. 29

Games Started/Finished

Player	2023-24	Career	Conf.	*Finished
Amaree Abram	4	26	-	-
Tyzaun Claude	4	51	-	1
Deebo Coleman	-	36	26	4
Ebenezer Dowouna	1	31	-	-
Tafara Gapare	3	3	-	-
Naithan George	1	1	-	2
Miles Kelly	5	33	23	4
Carter Murphy	-	8	-	1
Baye Ndongo	2	2	-	1
Emmer Nichols	-	-	-	1
Kowacie Reeves	5	22	-	4
Ibrahima Sacko, Jr.	-	-	-	3
Ibrahim Souare	-	-	-	-
Kyle Sturdivant	-	49	35	4
Lance Terry	-	58	32	-

*Includes starts at previous school and in conference tournaments
Games finished includes only 2023-24 season*

Non-Conference Breakdown

Team	Conf.	Record	Conf.	KP	NET
Alabama A&M	SWAC	0-5	0-0	354	--
Cincinnati	Big 12	5-0	0-0	36	--
Georgia	SEC	3-3	0-0	82	--
Georgia Southern Sun Belt		0-6	0-0	323	--
Howard	MEAC	3-4	0-0	230	--
Massachusetts	A-10	3-1	0-0	141	--
UMass Lowell	Am. East	4-1	0-0	110	--
Mississippi State	SEC	6-1	0-0	19	--
Penn State	Big Ten	4-3	0-0	97	--
Hawaii*	Big West	5-0	0-0	107	--
Portland*	WCC	4-2	0-0	188	--

GT strength of schedule rank	244	--
GT NC strength of schedule rank	244	--
vs. Quad 1: 0-0	vs. Quad 2: 0-0	
vs. Quad 3: 0-0	vs. Quad 4: 0-0	

KP - KenPom.com, NET - NCAA NET rankings

**Possible 2nd DHC opponent*

The Tip-Off

• Georgia Tech is playing six of its first eight games of the 2023-24 season at home. The Jackets traveled to Cincinnati last Wednesday (an 89-54 loss), and visit Georgia next Tuesday.

• Tech is looking to win its first ACC opener since the 2020-21 season, when the Yellow Jackets captured a 72-67 win at home over North Carolina. The Jackets have opened with losses to the Tar Heels each of the last two years.

• Tech opens its ACC slate against Duke for the first time since the 2011-12 season, when the Yellow Jackets took the Blue Devils to the limit in an 81-74 defeat at State Farm Arena.

• Duke is the second of two top-25 teams that Georgia Tech is facing this week. Tech scored a 67-59 win Tuesday over Mississippi State, ranked No. 21 in the Associated Press poll, No. 22 in the coaches' rankings, while Duke is No. 7 in both. The Yellow Jackets have not faced two ranked teams this early in the season since 2020-21 (No. 20 Kentucky and No. 15 Florida State in the first five games, which the Jackets split).

• Tech is in the midst of playing four consecutive games against power conference opponents - Cincinnati (Nov. 22), Mississippi State (Nov. 28), Duke (Dec. 2) and Georgia (Dec. 5), and will face a fifth on Dec. 16 (Penn State).

• Tech is facing five guaranteed non-conference opponents that won 20 or more games in the 2022-23 season, including four that played in the post-season. Mississippi State (21-13), Penn State (23-14) and Howard (22-13) all played in the NCAA Tournament last season, while Cincinnati (23-13), a new member of the Big 12, reached the quarterfinals of the NIT. UMass Lowell (26-8) finished second in the America East Conference. The Yellow Jackets potentially could play two more 20-win teams in the Diamond Head Classic, with a possible game against Hawai'i (21-11) in the second round and TCU (22-13) in the final round.

• Tech has yet to play a game with its full complement of 13 scholarship players due to injury. Senior guard **Lance Terry**, Tech's second-leading scorer last season, has been sidelined the entire season, while freshman forward **Baye Ndongo** missed the first three games. Sophomore forward **Tafara Gapare** has missed the last two games.

• Three of Tech's four freshmen have now seen action for the Yellow Jackets. Forward **Ibrahima Sacko** has played in all five games, averaging 16 minutes, while forward **Baye Ndongo** and guard **Naithan George** debuted at Cincinnati and have played the last two.

• Tech's four returning scholarship players - **Miles Kelly**, **Lance Terry**, **Dallan "Deebo" Coleman** and **Kyle Sturdivant** - accounted for 59.4 percent of the Yellow Jackets' points and 56.5 percent of the minutes during the 2022-23 season. They collectively shot 35.6 percent from three-point range. This season the group (minus Terry) has accounted for 53.8 percent of the points and 38.6 percent of the minutes.

• Tech has a total of nine scholarship newcomers on its roster, five transfers who were judged the 17th best transfer class in the country by 247Sports, and four freshmen.

• Tech's five transfers combined to play in 263 games in their careers, and made 116 starts at their previous schools. They have combined for 17 of a possible 25 starts this season.

• **Kyle Sturdivant**, a transfer himself from USC prior to the 2020-21 season, is the elder statesman on the Tech roster, playing his fourth season. He is the lone player remaining from Tech's 2021 ACC Championship team and has played 93 games (50 starts) in a Tech uniform.

Series vs. Duke

• Duke won the teams' only regular-season meeting in 2022-23, handing the Yellow Jackets their largest margin of defeat in an 86-43 win in Atlanta on Jan. 28.

• Duke won the only meeting each of the last three seasons, and has won 16 of the last 17 games in the series. The Yellow Jackets earned an 81-77 overtime victory on March 3, 2021 in Atlanta, snapping a 14-game losing streak in the series

Tech Head Coaches in First Year

Coach	Season	Record (Conf)
John Chapman	1905-06	2-1
John Heisman	1908-09	1-6
William Alexander	1919-20	7-10
Joe Bean	1920-21	4-10
Harold Hansen	1924-25	4-12
Roy Mundorff	1926-27	17-10
Dwight Keith	1943-44	14-4 (3-1)
Roy McArthur	1946-47	12-11 (6-6)
John "Whack" Hyder	1951-52	7-15 (5-13)
Dwane Morrison	1973-74	5-21
Bobby Cremins	1981-82	10-16 (3-11)
Paul Hewitt	2000-01	17-13 (8-8)*
Brian Gregory	2011-12	11-20 (4-12)
Josh Pastner	2016-17	21-16 (8-10)#

Damon Stoudamire 2023-24 2-2 (0-0)

**NCAA Tournament*

#On-court record (22 wins, 1 loss vacated by NCAA Committee on Infractions)

Series vs. Duke (24-77)

Home: 16-30, Away: 5-38, Neutral: 3-9

All Home Games: 16-30
At McCamish Pavilion: 1-5
At Alexander Memorial Coliseum: 13-21
At The Omni: 1-0
At Phillips Arena: 0-1
In Atlanta: 17-31
All Road Games: 5-38
At Cameron Indoor Stadium: 5-38
As ACC members: 20-65
In the ACC Tournament: 3-7
All Neutral Games: 3-9
As SIC members: 0-1
Under Whack Hyder: 2-3
Under Dwane Morrison: 0-7
Under Bobby Cremins: 16-29
Under Paul Hewitt: 3-19
Under Brian Gregory: 0-6
Under Josh Pastner: 1-7
vs. Mike Krzyzewski: 20-62
vs. Jon Scheyer: 0-1
Longest Winning Streak: 2 games (5 times)
Longest Losing Streak: 15 games (1997-2004)
Most Points Scored: 91 on 2-28-1988, 1-11-1990
Fewest Points Scored: 17 on 2-15-1922
Most Points Allowed: 110 on 1-4-2017
Fewest Points Allowed: 16 on 2-15-1922
Largest Margin of Victory: 11, three times
Largest Margin of Defeat: 53 on 1-4-2017

Score Since 2009-10 Season

1-9-201020/17	...5/5h W	71-67
2-4-201021/19	...10/9a L	67-86
3-14-20104/4n2	L	61-65
2-20-20115/5a	L	57-79
1-7-20125/3h13	L	74-81
1-17-20133/3a	L	57-73
1-7-201416/13a	L	57-79
2-18-20145/6h15	L	51-68
2-4-20154/5a	L	66-72
2-2-2016h15	L	71-80
1-4-20178/8a	L	57-110
2-11-20189/8h15	L	69-80
1-26-20192/2a	L	53-66
1-8-20202/2h15	L	64-73
1-26-2020a	L	68-75
3-2-2021 (ot)h15	W	81-77
1-4-20222/2a	L	57-69
1-29-2023n/25h15	L	43-86

TECH NOTEBOOK

Georgia Tech Quick Facts

Official Name: Georgia Institute of Technology
Location: Atlanta, Ga.
Enrollment: 45,295
Founded: 1885
Colors: Old Gold and White
Nickname: Yellow Jackets, Ramblin' Wreck
Mascot: Buzz (Yellow Jacket)
Fight Songs: Ramblin' Wreck, White and Gold
Conference: Atlantic Coast (ACC)
Home Arena: McCamish Pavilion (capacity 8,600)
President: Dr. Angel Cabrera
Director of Athletics: J. Batt
Faculty Rep. for Athletics: Dr. Jenna Jordan
Head Coach: Damon Stoudamire (Arizona, 1995)
Record at Tech: 3-2 (1st season)
Overall: 74-79 (6th season)
ACC Regular Season: 0-0
ACC Tournament: 0-0
NCAA Tournament: 0-0
Associate Head Coach: Karl Hobbs (Connecticut, 1984), 1st season
Assistant Coach: Terry Parker, Jr. (Louisiana Tech, 2006), 1st season
Assistant Coach: Pershin Williams (North Florida, 2005), 1st season
Assistant Coach: Nate Babcock (Wisconsin-Eau Claire, 2009), 1st season
Assistant Coach: Bonzi Wells (Ball State, 1998), 1st season
Director of Player Personnel: Matt Holt (Northeastern, 2011), 1st season
Director of Scouting: Hayden Sheridan (Arizona, 2016), 6th season
Associate Director of Player Personnel: B.J. Elder (Georgia Tech, 2014), 5th season
Director of Operations: Tyler Benson (St. Bonaventure, 2009), 8th season
Assistant Director of Operations: Taylor Ann Hendricks (Iowa State, 2020), 2nd season
Associate Director of Sports Medicine: Richard Stewart (Salisbury, 2005), 17th season
Director of Strength and Conditioning: Justin Landry (Cal State East Bay, 2012), 1st season
Recruiting and Operations Coordinator: Jake Albutus (Western Michigan, 2020), 1st season

Basketball History

109th season: 1st game, Feb. 17, 1906 vs. Auburn
All-time Record: 1,440-1,307 !
Winning/Losing/500 Seasons: 55 / 49 / 4
NCAA Appearances (17): 23-17 record
1960, 1985, 1986, 1987, 1988, 1989, 1990, 1991, 1992, 1993, 1996, 2001, 2004, 2005, 2007, 2010, 2021
Final Fours (2): 1990, 2004
NIT Appearances (8): 10-8 record
1970, 1971, 1984, 1994, 1998, 1999, 2003, 2016
ACC Championships (4): 1985, 1990, 1993, 2021
ACC Regular-Season Titles (2): 1985 (tie), 1996
ACC Regular-Season Record (44th season): 287-420 !
ACC Tournament Record: 29-39
SEC Championships (1): 1938
SEC Regular-Season Titles (1): 1937
SEC Regular-Season Record (1932-64): 201-207
Metro Conference Regular-Season Record (1975-78): 9-10
Metro Conference Tournament Record: 4-3
Record at McCamish Pavilion: 126-69 ! (11th season)
Record at Alexander Memorial Coliseum: 556-194 (55 seasons, 1956-2011)
Record at State Farm Arena: 8-12
Record at Gas South Arena: 4-1
Record at Georgia Dome: 9-5
All-Time Head Coaches: 14
ACC Head Coaches: 5
All-America Selections: 14 (12 players)
Consensus All-Americans: 2
First-Team All-Americans: 5
National Players of the Year: 1
All-ACC Selections: 57 times (34 players)
ACC Players of the Year: 2
ACC Rookies of the Year: 11
ACC Coaches of the Year: 5 (3 coaches)
ACC Tournament MVPs: 4
ACC All-Freshman Team: 15
<i>! On-court record (Georgia Tech had 22 wins and one loss during the 2016-17 and 2017-18 seasons vacated by the NCAA's Committee on Infractions.)</i>

that dated back to 2010.

- Since 2010, Georgia Tech and Duke have met home-and-away just twice - in 2019-20 and 2013-14.
- The Blue Devils won 11 of the last 13 meetings at Alexander Memorial Coliseum and won 21 of 34 games over Tech in games played on the Jackets' former home court, as well as a 31-17 mark in games played in Atlanta. Duke is 5-1 at McCamish Pavilion.
- Duke leads the overall series 77-24, and is 65-20 against Tech since the Jackets joined the ACC.
- Tech's only four wins over Duke since 2000 were by Yellow Jacket teams that made the NCAA Tournament (2004, 2007, 2010 and 2021).
- Tech's best stretch of the series occurred between 1982 and 1989, with 10 wins in 17 meetings. Tech has never won more than two in a row.
- Tech was 1-7 vs. Duke in games under head coach Josh Pastner, and is 0-1 vs. current Duke coach Jon Scheyer.
- Tech has won just five of 43 games played at Cameron Indoor Stadium, the first four coming in (1959, 1984, 1987 and 1996). Tech's last win occurred on Mar. 3, 2004 in a 76-68 victory, which snapped a 41-game homecourt winning streak for the Blue Devils and helped propel the Jackets to the Final Four.
- Tech is 3-7 against the Blue Devils in ACC Tournament encounters. Tech defeated Duke on the way to each of its three tournament titles, including semifinal victories in 1985 and 1990 and a first-round triumph in 1993. The Blue Devils have defeated Tech three times in championship games (1986, 2005, 2010).

Jackets Rebound Against Top-25 Team

After surrendering 89 points in a road loss at Cincinnati six days earlier, Georgia Tech rebounded with its best defensive performance of the season, holding No. 21 Mississippi State to a season low in points in a 67-59 victory Tuesday night.

The Yellow Jackets limited the Bulldogs to 30.8-percent shooting from the floor to counter its own lack of accuracy (34.1 percent) and led the game from start to finish.

Tech led by as many as 16 points in the second half, and missed 13 of its last 14 shots from the floor in the game, but never let Mississippi State get closer than eight points down the stretch.

Miles Kelly led the Jackets with his first career double-double, tallying 22 points and 12 rebounds, while freshman Naithan George made his first start at point guard and gave the Jackets 11 points in 32 minutes.

Jackets At-A-Glance

Georgia Tech returns four scholarship players from its 2022-23 team, each of who started the final 10 games of the season, which included seven victories. All of them are perimeter players and were four of the top five scorers from that team - 6-6 junior **Miles Kelly** (14.4 ppg), 6-2 senior **Lance Terry** (10.1 ppg), 6-6 junior **Deebo Coleman** (9.7 ppg) and 6-3 senior **Kyle Sturdivant** (9.5 ppg).

They form the nucleus of a squad to which head coach **Damon Stoudamire** has added five five-player transfer class ranked No. 17 in the nation by 247Sports, and four scholarship freshmen.

Five of the newcomers are guards and wings, including 6-4 sophomore **Amaree Abram** (8.0 ppg at Ole Miss), 6-9 sophomore **Tafara Gapare** (3.4 ppg at Massachusetts), 6-3 freshman **Naithan George** (Toronto, Canada), 6-7 junior **Kowacie Reeves** (8.5 ppg at Florida) and 6-6 freshman **Ibrahima Sacko** (Conakry, Guinea). The Jackets lost just one guard who played significant minutes (**Deivon Smith** transferred to Utah).

Stoudamire totally rebuilt the frontcourt, which lost undersized, but productive 6-7 center **Ja'veon Franklin**, by signing 6-7 graduate senior **Tyshaun Claude** (15.4 ppg, 8.6 rpg at Western Carolina) and 6-11 **Ebenezer Dowuona** (1.7

Just Georgia Tech, please...

The Georgia Institute of Technology is the official title, but Georgia Tech will work fine, or just Tech (unless you're in Virginia or Texas). We would appreciate it if you would use our name in those ways. Georgia Tech University is incorrect. Thank you.

Georgia Tech By the Numbers

1	SEC Championships
1	NCAA Post-Graduate Scholar
1	Naismith Award winner
2	Final Four appearances
2	ACC regular-season titles
2	ACC Players of the Year
2	National Freshmen of the Year
3	Years a Member of the Metro Conference
4	ACC Championships
5	First-team All-America players
6	Jersey numbers retired
6	Academic All-Americans
7	NCAA Sweet 16 appearances
8	Wins over teams ranked No. 1
8	NBA lottery picks
12	ACC Rookie of the Year honorees
14	Head coaches in program history
17	NCAA Tournament berths
19	NBA first-round draft picks
25	Total postseason berths (NCAA and NIT)
32	Years a Member of the SEC
43	Years a Member of the ACC
47	Players taken in the NBA Draft
51	Players selected All-ACC
228	Weeks ranked in either AP or Coaches Poll

ppg, 1.9 rpg at NC State) out of the transfer portal and adding a pair of freshmen in 6-9 **Baye Ndongo** (Mboro, Senegal) and 6-9 **Ibrahim Souare** (Conakry, Guinea).

General Storylines

- **109th season** - Georgia Tech is playing its 109th season of basketball in 2023-24, having compiled an all-time on-court record of 1,440-1,307 (22 wins and one loss from the 2016-17 and 2017-18 seasons were vacated by the NCAA Committee on Infractions).

- **Tech in the ACC** - Tech will play its 45th season as a member of the Atlantic Coast Conference, having won the conference championship in 1985, 1990, 1993 and 2021. Prior to that, Tech competed in the Metro Conference for three seasons from 1975-78, was an independent from 1964-75, and was a member of the Southeastern Conference for 32 years from 1932-64, winning one title in 1938.

- Tech has been projected to finish 13th in the ACC standings this season by a vote of the conference's official media panel, the same position in which it finished last season after being projected to finish last. Tech has finished ahead of its media projection six of the last season seasons.

Team Trends

- Tech's win over Mississippi State was its first win against a top-25 team since last Jan. 4 (76-70 over No. 12 Miami). Tech was 1-4 vs. top-25 teams last season. It was Tech's first win over a top-25 non-ACC team since Dec. 6, 2020 (79-62 vs. No. 20 Kentucky).

- Tech has played its first five games without its full roster

TECH NOTEBOOK

Tech's Record

	2023-24	2022-23
At home	3-1	11-6
On the road	0-1	2-9
At neutral sites	0-0	1-3
Vs. top-10 opponents	0-0	0-0
Vs. top-25 opponents	1-0	1-3
Vs. teams over .500	2-2	7-15
Vs. teams under .500	0-0	6-2
Vs. teams at .500	1-0	2-1
While in the top 25	0-0	0-0
In November	3-2	4-3
In December	0-0	3-3
In January	0-0	1-7
In February	0-0	5-4
In March/April	0-0	2-1
Wearing white uniforms	2-1	8-7
Wearing gold uniforms	1-1	6-7
Wearing navy uniforms	0-0	0-0
Wearing gray uniforms	0-0	0-4
Wearing HBE uniforms	0-0	1-0
Game is decided by 5 pts./fewer or OT	1-1	4-3
Game is decided by 10/fewer or OT	2-1	7-7
Leading at the half	2-1	11-1
Trailing at the half	1-1	3-17
Tied at the half	0-0	1-0
Leading with 5:00 to play	2-0	10-2
Trailing with 5:00 to play	1-2	3-15
Tied with 5:00 to play	0-0	2-1
In overtime games	0-0	0-1
After a bye in the ACC schedule	0-0	0-1
Tech scores 100 or more points	0-0	0-0
Tech scores 70 or more points	2-1	12-3
Tech scores fewer than 70 points	1-1	3-15
Opponent scores 100 or more points	0-0	0-0
Opponent scores 70 or more	1-2	4-16
Opponent scores fewer than 70	2-0	10-3
Opponent scores fewer than 50	0-0	0-0
Tech shoots 50 pct. or better	0-0	1-0
Opponent shoots 50 pct. or better	1-0	1-6
Opponent shoots under 40 pct.	1-0	7-0
Tech has a higher FG% than opponent	1-0	12-2
Tech has a lower FG% than opponent	1-2	3-16
FG percentage is even	0-0	0-0
Tech has more 3-point FGs	2-1	11-6
Tech has fewer 3-point FGs	0-1	1-8
3-point FGs are even	0-0	3-4
Tech attempts more FT than opponent	2-1	9-2
Tech attempts fewer FT than opponent	1-1	6-16
Free throw attempts are even	0-0	0-0
Tech outrebounds opponent	3-1	9-5
Opponent outrebounds Tech	0-1	6-13
Rebounds are even	0-0	0-0
Tech has fewer turnovers than opponent	3-0	12-6
Tech has more turnovers than opponent	0-2	3-9
Turnovers are even	0-0	0-3
Tech has more assists than turnovers	2-0	12-11
Committing more fouls	1-2	3-13
Committing fewer fouls	1-0	8-4
Fouls are even	1-0	4-1
4/more Jackets score in double figures	2-0	12-5
A Jacket scores 20 or more	3-1	6-3
A Jacket scores 30 or more	0-0	1-0
Scoring more bench points	0-1	6-10
Scoring fewer bench points	2-1	8-8
Bench scoring is even	1-0	1-0

complement due to injuries. Sophomore forward Tafara Gapare has been sidelined the last two games after starting the first three. Senior guard Lance Terry, Tech's No. 2 scorer last year, has not yet played this season.

- Freshman point guard Naithan George and senior forward/center Ebenezer Dowuona made their first starts of the season. Dowuona had played off the bench in each game prior, and George made his debut last game at Cincinnati.

- Tech made eight three-point field goals against Mississippi State, its most since draining 13 in the season opener vs. Georgia Southern. In between, the Jackets made a total of 15.

- At least nine players have seen the court in each of Tech's five games (10 vs. Howard and Mississippi State, 12 vs. Cincinnati). Eleven players average 10 or more minutes per game.

- Tech permitted Mississippi State to make just 30.8 percent of its shots from the floor, a season low yield by nearly 10 percent. Georgia Southern hit 40.4 percent in the Jackets' season opener.

- Opponents have connected on just 28.5 percent from three-point range through five games, which matches the program record set in the 2019-20 season.

- Tech has connected on 76.2 percent of its free throws (32-of-42) in the last two games after hitting just 59.7 percent (46-of-77) in the first three games.

- Tech remains one of the nation's best offensive rebounding teams, ranking 20th at 14.8 per game and producing 14.8 second-chance points per game. The Jackets pulled 12 offensive boards against Mississippi State.

- Tech ranks No. 2 in in the ACC with 25.6 bench points per game.

- Tech's average height, according to KenPom.com, is 78.2 inches, making the Jackets the 41st tallest team in the nation and a full inch taller than last year's team, which ranked No. 171.

- Tech's D-I experience is rated No. 159 nationally (1.93 years), compared to No. 255 (1.55 years) for last year's team.

- Tech has been disruptive to opponents on the defensive end, limiting opponents to 39.2 percent assists-to-made field goals, which ranks No. 22 nationally, and also ranks 25th in block percentage 14.9 (blocked shots/opponent 2-pt FGA).

Player Updates

- Miles Kelly extended his streak of double-digit scoring games to 13 after tallying 22 points against Mississippi State. He has averaged 19.6 points per game over that stretch.

- Kelly recorded the first double of his career, adding a career-best 12 rebounds. His previous best was nine last Feb. 4 at NC State.

- Kelly has 14 offensive rebounds this season, four more than he had all of last season.

- Kelly (8-of-10 FT vs. Mississippi State) has averaged more than seven trips to the free throw line a game (38 total), compared to last season when he shot a total of 59 in 31 games and made a school-record 89.8 percent of them. Kelly has attempted six more free throws than three-pointers this season; last year he tried 235 three-pointers.

- Kelly notched the 10th 20-point game of his career and third this season. He scored 25 vs. Georgia Southern and 27 vs. Howard.

- Kelly ranks No. 27 nationally, according to KenPom.com, in percentage of a team's shots taken while on the court (34.7 pct.).

- Freshman guard Naithan George made his first career start against Mississippi State and scored 11 points in just shy of 32 minutes. George made his Tech debut in the Jackets' previous game at Cincinnati, scoring eight points in 15 minutes off the bench.

- Kowacie Reeves, Jr., went 2-for-2 from the foul line against Mississippi State and has hit 15-of-16 for the season.

- Kyle Sturdivant scored 12 points in just 12 minutes

A Make-or-Miss Game

Georgia Tech's offensive rankings vs. the ACC last 7 years (ACC regular season games only)

Year	PPG	FG Pct.	3pt FG Pct.
2022-23	66.8 (13)	.413 (15)	.341 (9)
2021-22	66.0 (12)	.428 (10)	.325 (11)
2020-21	71.8 (6)	.482 (2)	.360 (3)
2019-20	69.9 (9)	.462 (2)	.341 (6)
2018-19	60.7 (15)	.426 (8)	.306 (12)
2017-18	63.6 (14)	.419 (12)	.312 (15)
2016-17	65.1 (14)	.434 (14)	.309 (15)

against Mississippi State.

- Sturdivant ranks No. 19 nationally, according to KenPom.com, in assist rate at 38.8 percent (assists divided by the field goals made by the player's teammates while he is on the court).

- Dallan "Deebo" Coleman had his fourth turnover-free game this season against Mississippi State. He has committed just one in 127 minutes of action across five games.

- Coleman ranks No. 31 in the nation in offensive rating, a measure of personal offensive efficiency according to KenPom.com. Coleman leads the Jackets in shooting percentage and fewest turnovers.

Experience Counts in Early Going

In Georgia Tech's first three games this season, its most important and most positive stretches of the game have been led by its three available returning starters - Miles Kelly, Deebo Coleman and Kyle Sturdivant. They have combined for 53.8 percent of Tech's points this season.

- In the opener against Georgia Southern, when the Yellow Jackets stretched a 52-50 lead to the final 84-62 score, the trio combined for 28 of Tech's 37 points.

- In its come-from-behind win over Howard, Tech went from trailing 57-43 early in the second half to take the lead at 80-76 and hold on to win. Kelly, Coleman and Sturdivant combined to score 26 of the Jackets' 32 points in its rally to take the lead, and Kelly added six of Tech's final eight points to seal the win.

- Though it did not hold on to defeat UMass Lowell, Tech rallied from a 32-28 deficit to lead 46-40 midway through the second half, all 16 points coming from that trio.

- The trio accounted for 40 of Tech's 67 points in Tech's wire-to-wire win over Mississippi State.

Stoudamire Begins New Chapter for Tech

Damon Stoudamire, well-known throughout the basketball world for his success as a player and coach at the collegiate and professional levels, was named the 15th head coach in Georgia Tech men's basketball history on March 13.

Stoudamire comes to Georgia Tech after most recently serving as an assistant coach of the Boston Celtics, who currently sit atop the NBA's Atlantic Division standings. He was with the Celtics for nearly two seasons (2021-22 and 2022-23), after a successful five-season stint as the head coach at Pacific (2016-21). At Pacific, he was named West Coast Conference Coach of the Year in 2020 after leading the Tigers to a 23-10 record in 2019-20, good for the program's best winning percentage (.697) in 15 years, and a third-place finish in the powerful WCC (behind only national powers Gonzaga and St. Mary's). He also was named the recipient of the Ben Jobe Award, given to the nation's top minority head coach.

Stoudamire established himself as one of his generation's premier players when he was a three-time all-conference performer, the 1995 Pac 10 co-Player of the Year and a consensus first-team All-American at Arizona, where he played for four seasons from 1991-95. After helping lead the Wildcats to the Final Four as a junior in 1994, he capped

TECH NOTEBOOK

Tech Highs and Lows Under Damon Stoudamire

Longest winning streak: 2 games (2023-24)
Longest ACC winning streak: n/a
Longest ACC home winning streak: n/a
Longest losing streak: 2 games (2023-24)
Longest ACC losing streak: n/a
Most points scored in a game: 88 vs. Howard, 1/9/2023
Most points scored in a game (regulation): 88 vs. Howard, 1/9/2023
Most points scored - ACC game: n/a
Fewest points scored in a game: 54 at Cincinnati, 11/22/2023
Fewest points scored - ACC game: n/a
Most points allowed in a game: 89 at Cincinnati, 11/22/2023
Most points allowed in a game (regulation): 89 at Cincinnati, 11/22/2023
Most points allowed - ACC game: n/a
Fewest points allowed in a game: 59 vs. Mississippi State, 11/28/2023
Fewest points allowed - ACC game: n/a
Largest margin of victory: 22 vs. Georgia Southern (84-62), 11/6/2023
Largest margin of victory - ACC game: n/a
Largest margin of victory - road game: n/a
Largest margin of victory - ACC road game: n/a
Largest losing margin: 35 at Cincinnati (89-54), 11/22/23
Largest losing margin at home: n/a
Largest losing margin - ACC game: n/a
Most points allowed in a win: 85 vs. Howard, 11/9/2023
Most points scored in a loss: 71 vs. UMass Lowell, 11/14/2023
Most points scored in a loss (regulation): n/a
Fewest points scored in a win: 67 vs. Mississippi State, 11/28/2023
Fewest points allowed in a loss: 74 vs. UMass Lowell, 11/14/2023
Largest lead: 22 points vs. Georgia Southern (2nd half), 11/6/2023
Largest deficit: 41 points vs. Cincinnati (2nd half), 11/22/2023
Largest deficit overcome to win a game: 14 points vs. Howard (2nd half-16:55), 11/9/2023
Largest 2nd-half deficit overcome to win a game: 14 points vs. Howard (16:55), 11/9/2023
Largest deficit overcome to win a road game: n/a
Largest lead given up in a loss: 8 points vs. UMass Lowell (1st half-8:53, 11/14/2023
Largest 2nd-half lead given up in a loss: 6 points vs. UMass Lowell (10:56)
Highest FG pct.: 45.0 (27-60) vs. Georgia Southern, 11/6/2023
Highest FG pct. - ACC game: n/a
Lowest FG pct.: 34.4 (21-61) vs. Mississippi State, 11/28/2023
Lowest FG pct. - ACC game: n/a
Highest 3-pt pct.: 44.8 (13-29) vs. Georgia Southern, 11/6/2023
Highest 3-pt pct. - ACC game: n/a
Most 3-pt FG: 13 vs. Georgia Southern, 11/6/2023
Most 3-pt FG - ACC game: n/a
Lowest 3-pt pct.: 20.0 (6-30) vs. UMass Lowell, 11/14/2023
Lowest 3-pt pct. - ACC game: n/a
Highest FG pct. allowed: 50.0 (30-60) vs. Howard, 11/9/2023
Highest FG pct. allowed - ACC game: n/a
Lowest FG pct. allowed: 30.8 (20-65) vs. Mississippi State, 11/28/2023
Lowest FG pct. allowed - ACC game: n/a
Highest 3-pt pct. allowed: 40.0 (14-35) at Cincinnati, 11/22/2023
Highest 3-pt pct. allowed - ACC game: n/a
Lowest 3-pt pct. allowed: 13.3 (2-15) vs. UMass Lowell, 11/14/2023
Lowest 3-pt pct. allowed - ACC game: n/a
Highest FT pct.: 78.9 (15-19) at Cincinnati, 11/22/2023
Highest FT pct. - ACC game: n/a
Lowest FT pct.: 56.5 (13-23) vs. UMass Lowell, 11/14/2023
Most free throws made: 17 vs. Georgia Southern, 11/9/2023, vs. Mississippi State, 11/28/2023
Most free throws attempted: 27 vs. Georgia Southern, 11/6/2023, and Howard, 11/9/2023
Fewest free throws made: 13 vs. UMass Lowell, 11/14/2023
Most assists: 17 vs. Georgia Southern, 11/6/2023
Most assists - ACC game: n/a
Fewest assists: 8 at Cincinnati, 11/22/2023; vs. Mississippi State, 11/28/2023
Most turnovers: 19 at Cincinnati, 11/22/2023
Fewest turnovers: 7 vs. Howard, 11/9/2023
Most blocked shots: 10 at Cincinnati, 11/22/2023
Most steals: 10 vs. Georgia Southern, 11/6/2023

his collegiate career by averaging 22.8 points per game, en route to the co-conference Player of the Year and consensus first-team All-America recognition in 1995. He was a finalist for 1995 Wooden Award (National Player of the Year).

At the conclusion of his Arizona career, Stoudamire was the Wildcats' all-time leader in 3-pointers made (272) and ranked second in points (1,849) and fourth in assists (663). He was the only player in Arizona history with two 40-point games.

His amateur career also included helping lead the United States to the gold medal in the 1993 World University Games (where he led the team in assists and steals despite being the youngest player on the roster) and the bronze at the 1994 Goodwill Games.

Carryover from 2022-23

- Over Tech's last 10 ACC games of 2022-23 (ACC Tournament included), the Yellow Jackets' rotation shortened to six or seven players, with the five starters playing more than 87 percent of the minutes.

- Tech's offensive efficiency rating as measured by KenPom.com was 104.4, the second-highest for the Jackets in seven seasons under Josh Pastner.

- Tech's season turnover rate of 10.6 per game was its lowest on record dating back to the 1992-93 season, when turnovers became an official NCAA statistic. The Jackets turned it over just 8.9 times per game in its last nine ACC games.

- Only four Tech players fouled out of a game in 2022-23, a program record. The fewest disqualifications by fouls by the Yellow Jackets over the past 57 years (1966-67 to the present) was five, by the 2011-12 and 2015-16 teams.

- Tech's leading scorer in 2022-23, sophomore guard **Miles Kelly**, averaged 19.8 points and 3.1 rebounds over the Yellow Jackets' last eight games, all in double figures, hitting 47.7 percent from the floor and 44.3 percent from three-point range. He hit 30 three-point field goals over Tech's last six games.

- Kelly finished the season with an 89.8 success rate on 59 free throw attempts, breaking the Tech record of 88.73 percent by Anthony Morrow (63-of-71) in 2005-06.

- Lance Terry** lacked a total of one minute of playing the full 40 minutes in each of Tech's final five games last season. At Syracuse, he came out for the final 56 seconds when Tech emptied its bench in the 20-point victory. Against Pitt in the second round of the ACC Tournament, he fouled out with four seconds remaining. In the 11 games he played after returning from a hamstring injury, he played 40 minutes in five of them.

- Terry played the full 40 minutes in six of Tech's seven ACC wins (ACC Tournament games included). In those seven games, Terry averaged 17.7 points while connecting on 47.3 percent of his field goals (43-of-91), 52.1 percent of his three-point attempts (25-of-48).

- In 11 games after returning from a hamstring injury, Terry averaged 13.3 points while hitting 43.4 percent of his field goals (53-of-122) and 43.3 percent of his threes (26-of-60). Terry reached double figures in points seven times in those 11 games, including his season-high-matching 24 points at Syracuse.

- Sturdivant** averaged 12.6 points over his last 12 games, reaching double figures in nine of them, including his career high of 20 points at Syracuse. He made 20-of-57 from three-point range (35.1 pct.), 80.6 percent from the free throw line, and had a 53/19 assist-to-turnover ratio over that stretch.

- Deebo Coleman** compiled a 20/4 assist-to-turnover ratio across his last seven games of 2022-23. After missing double digits for five straight games, he finished the season scoring 10 vs. Florida State and 17 vs. Pitt in the ACC Tournament.

Scoring Improvement

Freshman year to sophomore year

Player	+PPG	From	To
Brook Steppe	12.4	6.5 (1978-79)	18.9 (1979-80)
Anthony Morrow	10.3	5.7 (2004-05)	16.0 (2005-06)
Miles Kelly	9.9	4.5 (2021-22)	14.4 (2022-23)
Roger Kaiser*	8.1	14.7 (1958-59)	22.8 (1959-60)
Malcolm Mackey	8.0	7.3 (1989-90)	15.3 (1990-91)
Gani Lawal	7.9	7.2 (2007-08)	15.1 (2008-09)
Matt Harpring	6.5	12.1 (1994-95)	18.6 (1995-96)
Michael Devoe	6.3	9.7 (2018-19)	16.0 (2019-20)
James Forrest	6.2	13.3 (1991-92)	19.5 (1992-93)
Pete Silas*	6.2	11.6 (1950-51)	17.8 (1951-52)
Rich Yunkus*	6.0	24.1 (1968-69)	30.1 (1969-70)
Alvin Jones	5.9	6.8 (1997-98)	12.7 (1998-99)
Brian Oliver	5.3	7.1 (1986-87)	12.6 (1987-88)
B.J. Elder	5.1	9.9 (2001-02)	15.0 (2002-03)

*Sophomore to junior year (ineligible as freshman)

Miles Stones

Georgia Tech's late-season surge in 2022-23 was amplified by Miles Kelly with the hottest streak of his career, averaging 19.8 points over Tech's last eight ACC games (tournament included) while connecting on 47.7 percent of his field goals and 44.3 percent of his three-point attempts.

Kelly made five or more three-point field goals in four straight games prior to FSU (made 4), a feat duplicated by only one other Tech player, Lewis Clinch in 2009. No Tech player has made five or more threes in five straight games.

KELLY'S LAST EIGHT ACC GAMES

Opponent	Min	Pts	FG	3FG	FT
Virginia Tech	37:17	15	6-11	3-6	0-0
at Pittsburgh	37:25	24	8-17	6-13	2-2
Louisville	37:40	19	6-11	5-10	2-2
at Syracuse*	38:35	*30	*10-19	*7-14	3-4
at Boston College	33:28	21	7-14	5-11	2-2
vs. Florida State	36:57	21	7-15	4-10	3-3
vs. Pittsburgh	40:00	16	5-13	3-8	3-3
Averages	37.1	19.8	47.7%	44.3%	94.4%

*career high

Kelly's Leap

Miles Kelly took the biggest leap of any Tech player from 2021-22 to 2022-23. The 6-6 guard emerged as one of the ACC's better scorers and one of its top three-point shooters.

Only three players in Tech history have managed to increase their scoring averages by 10 or more points year-over-year, and Kelly fell just shy of becoming the fourth, raising his norm by 9.9 points from his freshman season.

Kelly's points-per-game improvement in his scoring average was the second-best in the ACC this season.

He also posted the third-highest scoring increase among Tech sophomores from their freshman seasons.

The 6-6 junior has taken another significant leap this season, though only through three games, averaging 21.0 points per game, 6.6 ppg better than last season.

DOUBLE-DIGIT SCORING IMPROVEMENT*

Player	+PPG	From	To
Brook Steppe	12.4	6.5 (1978-79)	18.9 (1979-80)
Ben Lammers	10.3	3.6 (2015-16)	14.2 (2016-17)
Anthony Morrow	10.3	5.7 (2004-05)	16.0 (2005-06)
Miles Kelly	9.9	4.5 (2021-22)	14.4 (2022-23)

*from one season to next

TECH NOTEBOOK

The Last Time a Jacket...

Scored 30 or more points:
Miles Kelly, 30 at Syracuse, 2/28/2023

Led Tech in scoring off the bench:
Deebo Coleman, 24 points vs. UMass Lowell, 11/14/2023

Grabbed 15 or more rebounds:
Ja'von Franklin, 19 vs. Florida State, 3/7/2023

Had 10 or more assists:
Ja'von Franklin, 10 at Syracuse, 2/28/2023

Had a point/assist double-double:
Kyle Sturdivant, 11 pts/10 ast vs. Syracuse, 2/25/2023

Had a point/rebound double-double:
Miles Kelly, 22 pts/12 reb vs. Mississippi State, 11/28/2023

Had a triple-double:
Ja'von Franklin, 14 pts/15 reb/10 ast at Syracuse, 2/28/2023

Played 40 minutes in regulation:
Lance Terry, Ja'von Franklin vs. Florida State, 3/7/2023

Played every minute of an overtime game:
Jose Alvarado (45 minutes/1 OT) vs. Duke, 3/2/2021

Played every minute of a multiple-OT game:
Matt Harpring (50 minutes/2 OT) vs. North Carolina, 2/9/1998

The Last Time the Jackets...

Scored 100 or more points:
vs. Clayton State (103-53) on 1/23/2022

Scored 100 or more points in regulation:
vs. Clayton State (103-53) on 1/23/2022

Scored 100 or more points in consecutive games:
vs. Jackson State (100-70) on 11/13/2006, Georgia State (103-74) on 11/16/2006

Scored 100 or more points twice in one season:
vs. Cornell (116-81), 11/13/2015, Green Bay (107-77) on 11/19/2015

Allowed 100 or more points:
vs. Georgia State (120-123) on 11/25/2020

Allowed 100 or more points in regulation:
vs. Duke (110-57) on 1/4/2017

Shot 60 percent or better:
.607 (34-56) at Georgia, 11/19/2021

Failed to make a three-point basket:
0-for-12 vs. Virginia, 1/22/2015

Did not allow a three-point basket:
0-for-11 vs. Pittsburgh, 3/5/2016

Failed to make a free throw:
0-for-3 vs. Pittsburgh, 1/14/2023

Grabbed 50 or more rebounds:
52 vs. Clayton State, 11/7/2022

Multiple players had a double-double:
Ja'von Franklin (12 pts/12 reb) and Deivon Smith (16 pts/10 reb) at Notre Dame, 1/10/2023

Multiple players had 10 or more rebounds:
Rodney Howard (10) and Jordan Usher (13) at Syracuse, 2/21/2022

Had 25 or more assists:
27 at Syracuse, 2/28/2023

Blocked 10 or more shots:
10 at Cincinnati, 11/22/2023

Had 15 or more steals:
15 vs. Florida State, 3/13/2021

Had fewer than 10 turnovers:
7 vs. Howard, 11/9/2023

Had 5 or more players in double-figures in points:
Deebo Coleman (21), Miles Kelly (15), Lance Terry (14), Kyle Sturdivant (10), Ja'von Franklin (10) vs. Virginia Tech, 2/15/2023

Had 6 players in double-figures in points:
Tristan Maxwell (18), Jalon Moore (15), Kyle Sturdivant (13), Lance Terry (13), Rodney Howard (11), Miles Kelly (10) vs. Alabama State, 12/17/2022

Had two or more players score 20 points:
Lance Terry (24), Miles Kelly (20) vs. Miami, 1/4/2023

Had three or more players score 20 points:
Miles Kelly (30), Lance Terry (24), Kyle Sturdivant (20) at Syracuse, 2/28/2023

Had no player score 10+ points:
Virginia (57-28 loss), 1/22/2015

Allowed no player to score 10+ points:
Hawaii (73-40 win), 12/25/2019

Had no player play 30 minutes:
at Cincinnati (89-54 loss), 11/22/2023

Won by 30 or more points:
Alabama State (96-60), 12/17/2022

Won by 40 or more points:
Kentucky State (98-50), 1/30/2010

Won by 50 or more points:
Clayton State (103-53), 1/23/2021

Lost by 30 or more points:
at Cincinnati (89-54), 11/22/2023

Played an overtime game:
Notre Dame (lost 73-72), 1/10/2023

Defeated a Top 10 team:
#5/5 Louisville (64-58), 2/12/2020

Defeated a Top 25 team:
#21/22 Mississippi State (67-59), 11/28/2023

Defeated a Top 10 team on the road:
#17/7 Syracuse (67-62), 3/4/2014

Defeated a Top 25 team on the road:
#16/15 Virginia Tech (69-53), 2/23/2015

Had a game postponed (subsequently rescheduled and played):
Syracuse, 12/29/2021 (COVID), played on 2/21/2022

Had a game cancelled:
Alabama A&M, 12/23/2021 (COVID)

40 Minutes to Victory

Senior guard **Lance Terry** played the full 40 minutes in all but one of Tech's seven ACC wins (tournament included) last season, the only exception was the final minute at Syracuse when Tech emptied its bench in a 20-point victory. In those six games, Terry averaged 17.7 points while connecting on 47.3 percent of his field goals, 52.1 percent of his three-point attempts (25-of-55).

Opponent	Minutes	Points	FG	3FG	FT
Miami	40	24	8-13	4-5	4-6
Notre Dame	40	19	8-15	3-6	0-0
Virginia Tech	40	14	4-10	2-5	4-6
Louisville	40	17	6-15	4-11	1-3
at Syracuse	39	24	8-14	7-10	1-1
at Boston College	40	17	6-15	3-5	2-2
vs. Florida State	40	9	3-9	2-6	1-1
Averages	39.8	17.7	47.3%	52.1%	68.4%

Sturdy Sturdivant

Senior point guard **Kyle Sturdivant** played the best basketball of his career over Georgia Tech's last 12 games in 2022-23, and became indispensable in the wake of an ankle injury that sidelined the other Yellow Jacket point guard, Deivon Smith, for the last seven games.

The 6-3 native of Norcross, Ga., averaged 12.8 points over the last 12 games, reaching double figures in nine of them. He made 20-of-57 from three-point range (35.1 pct.) over that stretch, and has a 53/19 assist/turnover ratio in his last 10 games.

He accomplished Tech's first point/assist double-double in six years when he scored 11 points with 10 assists on Tech's Senior Day (Feb. 25) victory against Louisville. He scored a career-high 20 points to help the Jackets run away with a 96-76 win at Syracuse.

In Tech's last eight games, Sturdivant played more than 37 minutes in each game and averaged 13.0 points and 5.5 assists, hitting 44.4 percent of his shots from the floor and 20-of-24 at the free throw line.

Five-Star Player Development

Notable player development successes over the past several seasons include **Josh Okogie**, **Ben Lammers**, **Abdoulaye Gueye**, **James Banks III**, **Jose Alvarado**, **Moses Wright**, **Michael Devoe** and **Jordan Usher**, who maximized their skill sets and their production and are now all playing professionally either in the United States or abroad.

Josh Okogie went from being ranked 11th in the state as a HS senior to a first-round NBA draft pick, and is now in his fifth season in the NBA. Gueye, a 6-9 forward, developed from a project player into an ACC-level contributor, and graduate

Offense/Defense Last 7 Years

Source: KenPom.com (Nat'l rank in parentheses)

Year	Tempo	Off. Eff.	Def. Eff.
2022-23	66.6 (212)	104.4 (182)	103.9 (149)
2021-22	68.0 (117)	100.4 (225)	99.2 (110)
2020-21	67.3 (223)	113.7 (22)	96.2 (68)
2019-20	70.0 (88)	103.0 (171)	91.8 (16)
2018-19	66.8 (225)	101.7 (228)	96.5 (43)
2017-18	66.1 (227)	103.6 (197)	98.7 (61)
2016-17	68.2 (179)	100.0 (259)	91.0 (6)

transfer **Brandon Alston** had similar statistical numbers at the ACC level as he compiled in two seasons at Lehigh, and both are now playing professionally overseas.

James Banks III, a 6-10 center, made the ACC's All-Defensive team twice in two years and finished his career No. 8 in blocked shots at Tech. He has played two seasons with the Texas Legends in the G League.

Jose Alvarado, a three-star guard out of Brooklyn, N.Y., who started as a freshman, improved his scoring, shooting and ballhandling every year as a Yellow Jacket, finishing his career with 1,429 points and ranking among the top 10 in Tech history in assists, steals and three-point field goals. He became the ACC's Defensive Player of the Year and a second-team All-ACC choice in 2021, and currently plays for the NBA's New Orleans Pelicans.

Moses Wright, an unheralded and unrated prospect from Raleigh, N.C., became a stalwart in the Tech lineup as a junior and the ACC Player of the Year as a senior. The 6-9 forward was Tech's leading scorer and rebounder on an ACC Championship squad and also made the conference all-defensive team. He was signed to the Los Angeles Clippers G League affiliate as a free agent, then signed a two-way contract with the Dallas Mavericks midway through the 2021-22 season. He played last season in China.

Michael Devoe, a four-star prospect out of Orlando, Fla., came to Tech as a heralded scorer and outside shooter, but developed into a much more rounded player by his senior year, when he led the Jackets in scoring and assists and was the team's third-leading rebounder and second-leading steal artist. As a senior, he was one of only nine players in Division I to average 17.9 points, 4.9 rebounds, 3.1 assists and 1.4 steals. Devoe played the 2022-23 season for the L.A. Clippers' G League team.

Jordan Usher, a four-star prospect from Canton, Ga., who played at Southern California for his first two seasons, started all but one game over two-plus seasons at Tech and was the Jackets' No. 2 scorer in 2021-22. He played his first professional season in 2022-23 in Turkey.

Tech All-Time vs. the ACC

Opponent	Overall	in ACC	Tourney	In McCamish Pavilion	In Opponent Current Venue	Current Streak
Boston College	19-12	15-11	1-3	4-1	6-6	Won 5
Clemson	67-77	39-54	4-1	6-5	9-42	Lost 3
Duke	24-77	20-65	3-7	1-5	5-38	Lost 2
Florida State	33-45	23-31	2-2	3-3	9-18	Won 1
Louisville	15-26	2-10	0-1	2-4	0-5	Won 1
Miami	13-16	11-15	1-1	3-4	4-7	Won 1
North Carolina	27-72	25-58	5-4	1-5	5-27	Lost 3
NC State	44-58	36-44	3-3	2-4	7-11	Lost 1
Notre Dame	13-15	7-13	0-1	7-3	1-10	Won 1
Pittsburgh	12-8	7-8	0-2	5-2	2-4	Lost 3
Syracuse	8-9	6-6	--	4-2	3-5	Won 1
Virginia	40-47	38-46	5-5	2-5	1-10	Lost 10
Virginia Tech	9-22	7-18	1-3	3-5	2-11	Won 1
Wake Forest	46-42	45-40	0-4	6-1	10-21	Lost 2

TECH NOTEBOOK

Tech in the NBA / G League

Player (years at Tech)	Team
Jose Alvarado (2017-21)	New Orleans Pelicans
James Banks III (2018-20)	Maine Celtics (G League)
Michael Devoe (2018-22)	Salt Lake City Stars (G League)
Derrick Favors (2009-10)	Windy City Bulls (G League)
Josh Okogie (2016-18)	Phoenix Suns
Thaddeus Young (2006-07)	Toronto Raptors

Tech Alumni Elsewhere

Player (years at Tech)	Current/Most Recent Team
Brandon Alston (2017-19)	Batumi (Georgian Superleague)
Alade Aminu (2005-09)	Gigantes de Carolina (Puerto Rican BSN)
Demarco Cox (2014-15)	Quimper (France)
Mouhammad Faye (2006-08)	Promithias (Greece)
Ja'von Franklin (2022-23)	Borac CA (Serbia)
Marcus Georges-Hunt (2012-16)	Kuwait (Kuwait DI)
Trae Golden (2013-14)	Beijing (China)
Abdoulaye Gueye (2014-19)	Sigortam (Turkish BTL)
Josh Heath (2014-17)	Spirou Basket Charleroi (Belgium)
Ben Lammers (2014-18)	Gran Canaria (Spain)
Gani Lawal (2007-10)	Plateros de Fresnillo (Mexico LNBP)
Daniel Miller (2009-14)	Levanga Hokkaido Sapporo (Japan)
Charles Mitchell (2014-16)	Obera (Argentinian La Liga)
Khalid Moore (2018-22)	GS Lavrio AC (Greece)
Zachery Peacock (2006-10)	FOS Provence (France)
Shembari Phillips (2018-20)	Baskets Koblenz (Germany)
Glen Rice, Jr. (2009-12)	Power (Big3)
Robert Sampson (2013-15)	Nhatrang Dolphins (Vietnam)
Avi Schafer (2017-19)	Mikawa Sea Horses (Japan)
Adam Smith (2015-16)	Surne Bilbao Basket (Spain)
Jordan Usher (2019-22)	Perth Wildcats (Australia)
James White (2015-16)	Mauricio Baez (Dominican Republic)
Moses Wright (2017-21)	Shanxi Loongs (China)

Former Tech Players in Coaching

Player (years at Tech)	Current Position
Kenny Anderson (1989-91)	Fisk University HC
Ty Anderson (2006-09)	Wofford AC
Rod Balanis (1990-94)	Howard AC
Anthony Byrd (1981-84)	Knightdale (N.C.) HS HC
Shaun Fein (1999-2001)	Los Angeles Clippers AC
Jarrett Jack (2002-05)	Detroit Pistons AC
Winston Neal (1999-01)	Columbia State (Tenn.) HC
Fred Vinson (1992-94)	New Orleans Pelicans AC
Mfon Udofia (2009-13)	Long Island Nets (G League) HC

Former Tech Coaches in Coaching

Coach (years at Tech)	Current Position
Amir Abdur-Rahim (2011-12)	South Florida HC
Sherman Dillard (1988-94)	Iowa AC
Chad Dollar (2011-16)	Cincinnati AHC
Brian Eskildsen (2022-23)	UC Santa Barbara AC
Bruce Evans (2012-16)	North Florida AC
Tavaras Hardy (2016-18)	Loyola-Maryland HC
Paul Hewitt (2000-11)	Ontario (G League) HC
Chris Kreider (2007-09)	SMU AC
Darryl LaBarrie (2010-11, 2016-18)	Tulane AC
Robert McCullum (2010-11)	Florida A&M HC
Mamadou N'Diaye (2014-16)	Central Florida AC
Billy Schmidt (2011-14)	Chicago Bulls AC
Cliff Warren (2000-05)	SMU AC
Anthony Wilkins (2018-23)	Vanderbilt AC
Charlton Young (2005-09)	Missouri AC

Winning Starts at Home

Georgia Tech has compiled a 126-69 record at home since McCamish Pavilion opened for the 2012-13 season. Tech set a program record for wins at home (17) in 2016-17, including a 7-2 ACC record and two NIT victories.

Tech was 37-29 against ACC teams at home the last seven seasons under Josh Pastner, including a 9-11 mark against ranked opponents, and had an 80-42 overall mark.

Tech has played 11 seasons in McCamish Pavilion, which was essentially brand new when it opened for the 2012-13 season. The only physical elements of McCamish Pavilion that remain from the venerable Alexander Memorial Coliseum are the roof and the 32 steel ribs that support it.

The capacity of McCamish Pavilion is 8,600, including 1,665 seats in the new balcony level and 6,935 seats in the lower seating bowl. There are no suites, but there is a club area that seats 500. Alexander Memorial Coliseum seated 9,191 spectators in its final configuration.

The most impressive features of McCamish Pavilion are its grand entrance, which fronts 10th and Fowler Streets, the ability for patrons to view the court from the main concourse all the way around, and the theatrical lighting system, which concentrates light on the court while leaving the seating areas dark, modeled after the Staples Center in Los Angeles and Madison Square Garden in New York.

Prior to the opening of McCamish Pavilion, Tech played 55 seasons in Alexander Memorial Coliseum, compiling a record of 556-194 (.741). Miami was the last team to play Tech in Alexander Memorial Coliseum, a game Tech won, and was the first ACC team to play in McCamish Pavilion on Jan. 5, which Miami won. For the 2011-12 season, Tech played its home games at Philips Arena and the Arena at Gwinnett.

Three Tech Alumni on NBA Rosters

Since 1982, Georgia Tech has produced 19 first-round NBA draft picks and 46 draft picks overall. A total of 42 Georgia Tech alumni have played in the NBA.

Three former Georgia Tech players played the 2022-23 season in the NBA - **Jose Alvarado** in his second season with the New Orleans Pelicans, **Josh Okogie** in his second season with the Phoenix Suns after playing four years in Minnesota, and **Thaddeus Young**, a 17-year NBA veteran in his second full season with the Toronto Raptors.

Derrick Favors, a 12-year NBA veteran who found himself a free agent at the beginning of the 2022-23 season, is on the roster of the Chicago Bulls' G League team.

Two other former Yellow Jackets played a full season in the G League in 2022-23 and are now with different G League teams - former center James Banks III with the Maine Celtics, and Michael Devoe with the JZZ.

Moses Wright, who was on the Dallas Mavericks roster in 2021-22, is back in China for a second season.

Career Games With ...

Led Tech in Points	2023-24	Career
Deebo Coleman	1	5
Miles Kelly	3	15
Kowacie Reeves, Jr.	1	1
Kyle Sturdivant	-	3
Lance Terry	-	5

Led Tech in Rebounds	2023-24	Career
Tyzhaun Claude	2	2
Miles Kelly	1	1
Baye Ndongo	1	1
Kowacie Reeves, Jr.	1	1

Double-Figure Points	2023-24	Career
Amaree Abram	-	8
Tyzhaun Claude	2	45
Deebo Coleman	2	23
Ebenezer Dowuona	-	3
Naithan George	1	1
Miles Kelly	5	33
Carter Murphy	-	13
Kowacie Reeves, Jr.	3	22
Kyle Sturdivant	3	29
Lance Terry	-	46

20-plus Points	2023-24	Career
Amaree Abram	-	2
Tyzhaun Claude	-	5
Deebo Coleman	1	2
Miles Kelly	3	10
Kowacie Reeves, Jr.	-	2
Kyle Sturdivant	-	1
Lance Terry	-	#6

30-plus Points	2023-24	Career
Miles Kelly	1	1

10-plus Rebounds	2023-24	Career
Tyzhaun Claude	1	18
Miles Kelly	1	1

Double-Doubles	2023-24	Career
Tyzhaun Claude	1	18
Miles Kelly	1	1
Kyle Sturdivant	-	*1

**points and assists*

Tech Among ACC Leaders

All Games	Player	#	Rank
Points per game	Miles Kelly	19.4	7
Rebounds per game	Miles Kelly	6.6	14
Off. reb. per game	Miles Kelly	2.8	5
	Tyzhaun Claude	2.4	8
Assist/TO ratio	Kyle Sturdivant	2.43	8
Free throw pct.	Kowacie Reeves, Jr.	93.8	2
Free throw attempts	Miles Kelly	38	8
3-pt FG per game	Deebo Coleman	2.2	11
Minutes per game	Kowacie Reeves, Jr.	32.5	9

TECH NOTEBOOK

McCamish Pavilion 411

Name: McCamish Pavilion (mc-CAM-ish), named for Atlanta insurance executive Hank McCamish who gave the lead gift for the facility

Capacity: approximately 8,600 (6935 court level, 1665 balcony level)

Cost: \$50 million

Contractor: Whiting-Turner

Architect: Populous

Cremins Court: the court remains named for the former Tech head coach

Alexander Courtyard: located at the Fowler Street entrance, honors the former Tech director of athletics and the history of the former Tech home arena named for him

Grand entrance: 10th and Fowler Streets, foyer includes graphic representations of retired jerseys and Tech's two Final Four appearances

Other entrances: West entrance off Fowler Street (students and media), East entrance from main arena parking (for club patrons)

Features: center-hung scoreboard and video boards, mezzanine fascia ribbon boards, theatrical lighting, primarily chairback seating, club area

Facts and Dates

- 2,500 cubic yards of concrete removed
- 3,000 cubic yards of concrete installed
- 500 tons of new steel installed
- Over 1 mile of new railing installed
- 20,000 gallons of paint used
- 2,000 feet of new mechanical piping
- 2,500 feet of new ductwork
- \$4M in new audio-visual and scoreboards
- 50 TV's throughout the concourse and Callaway Club
- Farthest distance material traveled to site: 4,835 miles
- Shortest distance material traveled to site: 1 mile
- Number of Tech alumni involved in the project: over 100
- Number of days construction took: 520
- Number of 1950's old style Coke bottles found while installing the underground foundations: 11
- Number of new staircases: 13
- Number of new sports lights for the competition floor: Over 300
- 270-degree court view from concourse

Groundbreaking: May 5, 2011

Opening: October, 2012

First public event: Oct. 21, 2012 - Jacket Jam (men's and women's scrimmages)

First men's game: Nov. 9, 2012 vs. Tulane

Head coaches: Brian Gregory of Georgia Tech, Ed Conroy of Tulane

Officiating crew: Karl Hess, Gary Maxwell, Raymond Styons

TV announce crew: Tom Werme, Cory Alexander (ACC Network, syndicated over-the-air iteration)

First Tech points: Marcus Georges-Hunt (2 FT, 18:13, 1st half)

First basket: Tulane's Josh Davis (18:44, 1st half)

Attendance: 8,600 (sellout)

First women's game: Nov. 11, 2012 vs. Tennessee

Tech played 55 seasons in Alexander Memorial Coliseum, compiling a record of 556-194 (.741). Miami was the last team to play Tech there, a game Tech won, and was the first ACC team to play in McCamish Pavilion, which Miami won. For the 2011-12 season, Tech played its home games at Philips Arena and the Arena at Gwinnett.

Arts and Letters

Beginning with Moe Miller and Lance Storrs in the summer of 2011, every four-year scholarship senior in the Georgia Tech program has graduated, with the exception 2019 senior Ben Lammers, who is playing pro ball overseas and needs to complete one course, and 2021 senior Jose Alvarado, who likewise needs to complete one course.

Eleven different Georgia Tech players have made the ACC All-Academic team since it was established in 2011, with Marcus Georges-Hunt and Tadic Jackson making it twice.

Tech's men's basketball team has recorded the highest Academic Progress Report scores the last five years since the NCAA began tracking academic performance in 2004-05. The Jackets scored a perfect team single year APR score of 1000 three straight years from 2011-13.

BASKETBALL GRADUATES

2012 - Derek Craig, Nick Foreman

2013 - Mfon Udofia, Pierre Jordan (Master's), Brandon Reed

2014 - Kammeon Holsey, Daniel Miller, Jason Morris

2015 - Robert Sampson

2016 - Marcus George-Hunt, Travis Jorgenson

2017 - Josh Heath, Corey Heyward, Kellen McCormick (Master's), Jodan Price (Master's), Rand Rowland, Quinton Stephens

2018 - Tadic Jackson, Ben Lammers

2019 - Abdoulaye Gueye, Sylvester Ogbonda, Brandon Alston (Master's)

2020 - Evan Cole

2021 - Shembari Phillips, Malachi Rice, Moses Wright

2022 - Michael Devoe, Khalid Moore, Bubba Parham

Tech's NCAA Tournament History

Georgia Tech has played in the NCAA Tournament 17 times in its history. Sixteen of those appearances have occurred from 1985 to the present, 10 under Bobby Cremins and five under Paul Hewitt.

The most recent was 2021, when the Yellow Jackets won the ACC Championship and earned an automatic bid, then fell 71-60 to Loyola Chicago in the opening round of the Midwest Regional.

That ended an 11-year hiatus from the NCAA Tournament that dated back to 2010, when the Yellow Jackets defeated Oklahoma State in the first round before losing to Ohio State in the round of 32 of the Midwest Regional.

Tech has a record of 23-17 in NCAA Tournament play, highlighted by its 2004 trip to the NCAA title game as well as a Final Four berth in 1990. The Yellow Jackets have reached the NCAA Sweet 16 seven times (1960, 1985, 1986, 1990, 1992, 1996, 2004).

The 2004 and 2005 appearances were Tech's first back-to-back appearances since Bobby Cremins led the Institute to the Big Dance nine straight years from 1985-93.

Georgia Tech has won at least one game in 11 of its 17 previous NCAA Tournament appearances.

Tech's ACC Tournament History

Georgia Tech has played in 43 ACC Tournaments (did not play in 2020 due to NCAA sanctions), and has a 29-39 all-time record in the event. The Yellow Jackets have won four championships, in 1985 (Atlanta), 1990 (Charlotte), 1993 (Charlotte) and 2021 (Greensboro).

Tech has been a runner-up four times (1986, 1996, 2005, 2010). The 1986, 1996 and 2010 runs to the finals occurred in Greensboro. Tech also made the finals in 2005 at the Verizon Center in Washington, D.C.

Tech was 0-2 in the ACC Tournament under coach Dwane Morrison, 15-16 under Bobby Cremins (including all three titles), 9-11 under Paul Hewitt (runner-up in 2005 and 2010), 2-5 under Brian Gregory, and 3-5 under Josh Pastner.

Tech did not play in the 2020 tournament while serving an NCAA postseason ban.

BIO UPDATES

Head Coach Damon Stoudamire • 1st season at Tech

Well-known throughout the basketball world for his success as a player and coach at the collegiate and professional levels, Damon Stoudamire became the 15th head coach in Georgia Tech men's basketball history on March 14, 2023.

Stoudamire comes to Georgia Tech after most recently serving as an assistant coach of the Boston Celtics, who currently sit atop the NBA's Atlantic Division standings. He was with the Celtics for nearly two seasons (2021-22 and 2022-23), after a successful five-season stint as the head coach at Pacific (2016-21). At Pacific, he was named West Coast Conference Coach of the Year in 2020 after leading the Tigers to a 23-10 record in 2019-20, good for the program's best winning percentage (.697) in 15 years, and a third-place finish in the powerful WCC (behind only national powers Gonzaga and St. Mary's). He also was honored with the Ben Jobe Award, given annually to the nation's top minority head coach.

Stoudamire established himself as one of his generation's premier players when he was a three-time all-conference performer, the 1995 Pac 10 co-Player of the Year and a consensus first-team All-American at Arizona, where he played for four seasons from 1991-95. After helping lead the Wildcats to the Final Four as a junior in 1994, he capped his collegiate career by averaging 22.8 points per game, en route to the co-conference Player of the Year and consensus first-team All-America recognition in 1995. He was a finalist for 1995 Wooden Award (National Player of the Year).

At the conclusion of his Arizona career, Stoudamire was the Wildcats' all-time leader in 3-pointers made (272) and ranked second in points (1,849) and fourth in assists (663). He was the only player in Arizona history with two 40-point games.

His amateur career also included helping lead the United States to the gold medal in the 1993 World University Games (where he led the team in assists and steals despite being the youngest player on the roster) and the bronze at the 1994 Goodwill Games.

Stoudamire was selected by the Toronto Raptors with the seventh overall pick in the 1995 NBA Draft and averaged 13.4 points and 6.1 assists per game over the course of a 13-year professional playing career that included stints with the Raptors (1995-98), Portland Trail Blazers (1998-05), Memphis Grizzlies (2005-08) and San Antonio Spurs (2008). He was named the 1996 NBA Rookie of the Year after averaging 19 points and 9.3 assists per game in his first NBA campaign, the first of four straight seasons that he averaged at least 17 points and eight assists per contest.

Following the conclusion of his NBA playing career in 2008, Stoudamire immediately embarked on his coaching career, beginning as director of player development at Rice in 2008-09. He then went on to serve as an assistant coach with the Memphis Grizzlies for two seasons (2009-11), before getting back into the college game with stints as an assistant at Memphis (2011-13), his alma mater Arizona (2013-15) and again at Memphis (2015-16).

After helping lead Memphis and Arizona to four conference championships (two Conference USA titles at Memphis, two Pac-12 crowns at Arizona) and four NCAA Tournament berths (including back-to-back Elite Eight appearances at Arizona) in six seasons, Stoudamire was hired as the head coach at Pacific in 2016. He inherited a program coming off an 8-20 campaign and quickly built it into a WCC contender, highlighted by the 23-10 campaign in 2019-20. The Tigers' 11-5 conference record that season remains their most-ever wins in WCC play. Combined with a 9-9 record in league play in 2017-18, Stoudamire led Pacific to its only two .500-or-better conference records since the Tigers joined the WCC in 2013-14.

After posting a 9-9 overall record during the Covid-shortened 2020-21 season, Stoudamire returned to the NBA as an assistant coach for the Celtics. In his first season in Boston, he helped lead the Celtics to the 2022 NBA Finals. This season, the Celtics stand in first place in the Atlantic Division and in second both in the Eastern Conference and in the NBA's overall league standings. With Boston, he coached a pair of metro-Atlanta natives in Malcolm Brogdon (Norcross, Ga.) and Jaylen Brown (Alpharetta, Ga.).

A Portland, Ore. native, Stoudamire, 50, graduated from Woodrow Wilson High School in 1991 and earned his bachelor's degree from Arizona in 2008. He has a daughter, Kemeco, and two sons, Damon and Brandon.

Stoudamire as a Head Coach

Season	School	Overall	Conference	Postseason
2016-17	Pacific	11-22	4-14 / 9th	
2017-18	Pacific	14-18	9-9 / 4th	
2018-19	Pacific	14-18	4-12 / 9th	
2019-20	Pacific	23-10	11-5 / 13rd	
2020-21	Pacific	9-9	6-7 / 5th	
at Pacific	5 years	71-77	34-47	
2023-24	Georgia Tech	3-2	0-0	
at Georgia Tech	1st year	3-2	0-0	
Career	6th year	74-79	34-47	

Stoudamire Coaching Resume

- Georgia Tech, head coach (2023-present)
- Boston Celtics, assistant coach (2021-23)
- Pacific, head coach (2016-21)
- Memphis, assistant coach (2015-16)
- Arizona, assistant coach (2013-15)
- Rice, director of player development (2008-09)
- Memphis, assistant coach (2011-13)
- Memphis Grizzlies, assistant coach (2009-11)

Honors: All-Pac-10 Conference (1993, 1994, 1995), Pac-10 Co-Player of the Year (1995), Consensus first-team All-American (1995), finalist for the Wooden Award (1995), West Coast Conference Coach of the Year (2020), Ben Jobe Award (2020)

Playing Experience: Lettered four years at Arizona (1991-95), Toronto Raptors (1995-98), Portland Trail Blazers (1998-2005), Memphis Grizzlies (2005-08), San Antonio Spurs (2008)

Coaching Staff

KARL HOBBS

Associate Head Coach • 1st season at Tech

Karl Hobbs, who directed George Washington to three straight NCAA Tournament appearances as a head coach, captured two national titles as an assistant at Connecticut and helped Rutgers to three post-season appearances in his most recent stop, joined the Georgia Tech men's basketball staff as associate head coach in April of 2023.

Hobbs has 36 seasons of Division I coaching experience and 21 post-season appearances on his resume, and comes to The Flats following seven seasons as associate head coach at Rutgers. He helped guide the Scarlet Knights to post-season appearances each of the past three seasons, including back-to-back appearances in the NCAA Tournament in 2021 and 2022, marking the first time RU made the big dance in consecutive seasons since 1976. Hobbs helped Rutgers snap a 30-year NCAA Tournament drought when the Scarlet Knights earned a berth in the 2021 the NCAA Tournament, their first appearance since 1991.

TERRY PARKER, JR.

Assistant Coach • 1st season at Tech

After helping lead UAB to 78 victories and trips to the NCAA Tournament and NIT during the last three seasons, Terry Parker, Jr., joined Georgia Tech's men's basketball coaching staff in April of 2023.

The Decatur, Ga., native brings 13 years of Division I coaching experience to the Yellow Jackets' program after stops at UAB, Indiana State, Utah Valley University and Nicholls State.

Parker was a part of Blazer teams that won 29 games and reached the NIT finals in 2022-23, which followed a 27-8 season and an NCAA Tournament berth in 2021-22. UAB went 22-7 his first season in 2020-21. Five Blazers earned all-Conference USA honors during his time in Birmingham, including 2002 C-USA Player of the Year Jordan "Jelly" Walker.

PERSHIN WILLIAMS

Assistant Coach • 1st season at Tech

A former graduate assistant with the Georgia Tech men's basketball program, Pershin Williams joined the Yellow Jackets' men's basketball staff as assistant coach in April of 2023 following four seasons on the bench at Kennesaw State.

Now with 12 years of full-time college coaching experience, Williams helped head coach Amir Abdur-Rahim build the KSU program into a championship team in the Atlantic Sun Conference and an NCAA Tournament team in 2023. KSU went 26-9 last season, 15-3 in the A-Sun, and three Owls earned all-conference recognition after being picked to finish eighth in the pre-season conference poll.

NATE BABCOCK

Assistant Coach • 1st season at Tech

After two seasons as an assistant coach with the Grand Rapids Gold in the G League, Nate Babcock joined the Georgia Tech men's basketball staff as quality control coach in June of 2023. He returns to the collegiate ranks after nine years on the professional level.

Prior to his time in Grand Rapids, the G League affiliate of the Denver Nuggets, Babcock spent seven years in various support roles in the NBA and G League. He joined the Gold after three years as the special assistant to the head coach with the Atlanta Hawks organization where he assisted with player development as well as opponent scouting and game preparation.

BONZI WELLS

Assistant Coach • 1st season at Tech

A 12-year veteran of professional basketball, including 10 in the National Basketball Association, Bonzi Wells joined the Georgia Tech men's basketball staff as an assistant coach in August of 2023. Wells will concentrate his efforts on player development and on-court coaching.

Wells, 46, came to Tech following two seasons as the head coach at Division II LeMoyné-Owen College in Memphis, Tenn., where he led the Magicians to a 34-23 record across his two years, including an 18-11 mark in 2022-23.

BIO UPDATES (see game-by-game stats and career highs in stat pack)**24 • Amaree Abram • G • 6-4 • 195 • So.**

- Name pronounced "uh-MAR-ee"
- Started each of the first four games for Tech this season, averaging 16.0 minutes, 5.0 points, 1.8 assists per game (DNP-CD vs. Mississippi State)
- Has hit just 6-of-24 shots from the floor, 2-of-10 from three-point range
- Former four-star guard prospect out of Texas who transferred from Ole Miss following his freshman season, joined the Yellow Jackets in the summer of 2023
- Has three years of eligibility after starting 22 games and averaging 21 minutes as a freshman
- Was invited to participate in training camp for the USA Basketball U19 team that was to compete in the FIBA Men's U19 World Cup, but did not make the cut to the 18 finalists
- Left-handed point guard who was one of the most promising freshman guards in the SEC in 2022-23 with excellent positional size, high-level scoring and passing ability and high intensity on defense
- Saw action in all 33 games for Ole Miss during his first year, starting in 22 games ... Averaged 21.0 minutes per contest
- Recorded 8.0 points, 2.0 rebounds, and 2.0 assists per contest ... Fourth on the team in scoring and second in assists
- Finished second on the team with 39 three pointers made, shooting a team-high 36.4 percent from deep

12 • Tyzhaun Claude • F • 6-7 • 226 • Sr.

- First name pronounced "tie-ZHON" but goes by "Ty" ... Graduate transfer with one year of eligibility at Tech
- Started each of the first four games this season in the post, posting a double-double (10 pts/10 reb) against Georgia Southern and 19 points vs. Howard
- Scored just 12 points last three games (4-12 FG)
- Has hit 42.9 percent of his shots from the floor, has averaged 5.6 rebounds and 2.4 offensive rebounds per game (6th in ACC) ... Has a 7-to-3 assist/turnover ratio
- One of the top scorers and rebounders in the Southern Conference in 2022-23, earned third-team all-conference honors for Western Carolina after starting his college career at Morehead State
- Second on the WCU roster with 15.4 points per game and snagged a SoCon-best 8.6 rebounds per game
- His 3.2 offensive boards per contest were likewise tops in the league while ranking 30th in the NCAA
- In 28 games played, finished with double-figure scoring 27 times, including 15 consecutive games to close season
- Has 15 career double-doubles, 11 of them last season at Western Carolina
- Led the Catamounts in blocked shots, and shot 52.3 percent from the floor and 72 percent from the free throw line
- Made the Southern Conference all-tournament team in 2023 after averaging 15.0 points and 8.0 rebounds in two games

3 • Dallan "Deebo" Coleman • G • 6-6 • 210 • Jr.

- Wing guard who has come off the bench to average 10.8 points in Tech's first five games, T-second on the team, including a career high 24 points vs. UMass Lowell
- Hit at least one three-point field goal in 18 straight games dating back to last season before going 0-for-2 at Cincinnati
- Leads the Jackets in shooting percentage from the floor (.515) and from three-point range (.440)
- Taken 25 of his 33 shot attempts from three-point range (6-of-8 inside the arc) ... 175 of 274 attempts last season from three-point range
- Started a team-high 31 games last season, reaching double-figure points in 14
- Was No. 4 on the Tech stat chart in scoring (9.5 ppg), No. 2 in minutes per game (31.3) and three-point field goals (57-of-175) ... No. 3 in free throws (51-of-74) and No. 4 in three-point percentage (32.6 pct.)
- In ACC games, averaged 9.1 points per game (fourth on team) while hitting 35.9 percent from the floor, 31.6 percent (36-of-114) on threes
- Averaged 13.5 points in two ACC Tournament games while hitting 8-of-20 from the floor and 5-of-13 from three-point range
- Consensus four-star prospect out of high school, rated at No. 48 in the class of 2021 according to the 247Sports Composite rankings
- Named Florida's Mr. Basketball as well as the Florida Class 4A Player of the Year as a senior
- Born and raised in Memphis, Tenn., spent his high school years in Jacksonville, Fla., area, where his father, Ran, is a high school head coach

10 • Ebenezer Dowuona • C • 6-11 • 230 • Sr.

- Last name pronounced "duh-WANNA" ... Goes by "Ebe" (EEE-bee)
- Playing his fourth collegiate season, but is eligible to take a COVID year if he chooses
- Made his first start of the season against Mississippi State (18:16, 2 points, 2 rebounds, 1 block, 1 steal)
- Averaging 8.6 minutes off the bench in Tech's first four games as Tech's No. 2 center, season-high 17 at Cincinnati
- Former four-star high school prospect in the state of Georgia who played three seasons at NC State before enrolling at Georgia Tech in the summer of 2023
- Athletic post player who is strong on the boards and protecting the rim
- Played in 61 games, starting 30, over the last two seasons with the Wolfpack
- Averaged 2.6 points and 2.7 rebounds, connecting on 51 percent of his shots from the floor across three seasons
- Helped lift the Wolfpack to a berth in the NIT as a freshman and the NCAA Tournament in 2022-23
- Best season came in 2021-22 when he started 27 games and averaged 4.1 points (55.9 pct. FG) and 4.1 rebounds in 31 games
- Blocked 80 shots over the last two seasons
- High school teammate of Lance Terry at The Heritage School in Newnan, Ga.

5 • Tafara Gapare • F • 6-9 • 206 • So.

- Name pronounced "tuh-FAR-uh guh-PAR-ee"
- Started each of Tech's first three games, averaging 13 minutes ... Sidelined last two games with injury
- Blocked three shots against Georgia Southern
- Former four-star-rated recruit from New Zealand who spent his senior year of high school in Connecticut and played his freshman year at Massachusetts
- Enrolled for the summer, 2023 term and has three seasons of eligibility remaining
- Averaged 12.4 minutes per game over 30 games as a freshman at UMass
- Averaged 3.4 points and 2.1 rebounds per game, while shooting 31.2 percent from the field for the Minutemen
- Despite limited playing time, he led the team in blocked shots (20) and went to the free throw line 40 times
- Scored a season-high 15 points against Albany
- Spent the 2021-22 year at the South Kent School in Connecticut ... Ranked as the No. 1 player in Connecticut and No. 10 power forward by 247Sports for the Class of 2023

2 • Naithan George • G • 6-3 • 180 • Fr.

- Point guard from Canada who attended Dream City Christian School in Glendale, Ariz., his last three years of high school
- Made first career start vs. Mississippi State, scoring 11 points with four rebounds in 32 minutes
- Made his Tech debut at Cincinnati after not playing first two games, scoring eight points and hitting two three-point field goals in 15 minutes (11 in the second half)
- Exceptional court vision and tremendous work ethic
- Solid two-level scorer who is committed to playing both ends of the floor
- Chose Tech over offers from Texas A&M Corpus Christi, Sam Houston State, Seattle
- Averaged 15 points, eight assists and five rebounds per game in 2022-23 at Dream City Christian, which fields a national team that competes against junior colleges and on The Grind Session prep circuit
- Led to state championships in 2022 and 2023
- Earned all-breakout honors at the Peach Jam playing for the Arizona Unity team, averaging 10 points, 4.8 rebounds and 3.7 assists over six games (27.2 minutes per game)
- Goes by "Nait"

BIO UPDATES (see game-by-game stats and career highs in stat pack)**13 • Miles Kelly • G • 6-6 • 180 • Jr.**

- Accurate shooter from long range who also plays some point and has developed into a consistently productive scorer for the Yellow Jackets
- No. 5 in the ACC in scoring average (19.4 ppg), No. 8 in field goals attempted
- Has scored 20-plus points three times this season - 25 points against Georgia Southern, 27 vs. Howard, 22 vs. Mississippi State - scoring the majority of his points in the key stretches that allowed Tech to take control of each win
- Added 12 rebounds vs. Mississippi State to record his first career double-double
- Has hit 35.6 percent of his shots from the floor and 28.1 percent from three-point range
- Has scored in double digits in 13 straight games, averaging 19.6 points over that stretch
- Much improved at getting to the free throw line, where he has 38 attempts in five games compared to 32 three-point attempts (77 FT vs. 310 3-pt FG in first two seasons at Tech)
- Was Tech's leading scorer in 2022-23 (14.4 ppg) overall and in conference games (14.8 ppg) ... Reached double figures in 25 games total
- Averaged 19.8 points and 3.1 rebounds over Tech's last eight games of 2022-23, hitting 47.7 percent from the floor (53-of-111), 44.3 percent (35-of-79) from three-point range
- Kelly's 9.9 points-per-game improvement in his scoring average was the second-best in the ACC
- Tech's top three-point shooter for the season by volume and No. 2 by percentage (89-of-235, 37.9 pct. overall; 61-of-159, 38.4 pct. in ACC games)
- In ACC games, shot 40.2 percent from the floor, 38.4 percent from three-point range and 93.5 percent from the free throw line
- Led Tech and set a program record for free throw percentage (89.83 pct. on 59 attempts), breaking the previous mark of 88.73 percent set by Anthony Morrow in 2005-06 ... Had a streak of 24 straight FT made at one point in the season
- Started 19 of 20 regular season ACC games ... Averaged team-high 32.4 minutes per game (33.4 in ACC games)
- Has hit three or more triples in a game 23 times in his career, 16 times last season
- Atlanta-area native who spent his senior year of high school at Hargrave Military Academy in Virginia, after prepping at Parkview High School in Lilburn ... Consensus four-star No. 87 in the 247Sports composite rankings

4 • Carter Murphy • G • 6-4 • 205 • Sr.

- Came to Georgia Tech as a graduate transfer after four years at the Air Force Academy, where he graduated with a bachelor's degree in data science and is pursuing a master's degree in operations research at Tech
- Played significant minutes in last two games (Cincinnati, Mississippi State) and hit a three-pointer in each ... Also played three minutes vs. Howard
- Saw action in 70 games over four seasons at Air Force, making eight starts and averaging 14.3 minutes ... Connected on 46.6 percent of his shots from the floor, 30.7 on threes and 85 percent from the foul line in his Falcons career, and averaged 5.0 points
- Played in 31 games as a senior, making two starts, and hit career high marks in every statistical category
- Fourth on team in scoring, averaging 7.2 points per game ... Second on team in shooting at .500 from the field and third in free throw percentage (.829)
- Averaged 15.3 points over the last seven games of the season, reaching double figures in all seven ... Scored career-high 19 points in final game at Mountain West tourney vs. UNLV

11 • Baye Ndongo • F • 6-9 • 214 • Fr.

- Name pronounced "BYE n-DON-go" ... Pronounce the N with no vowel after or before
- Played and started last two games after missing the first three with injury
- Debuted at Cincinnati and scored eight points with eight rebounds and three blocked shots in 24 minutes
- Had two points, six boards and three assists in 18 minutes vs. Mississippi State
- Versatile, skilled and athletic forward who was rated a four-star prospect by On3, three-star by Rivals and 247Sports
- Nationally, was ranked as high as No. 120 by Rivals and No. 23 among power forwards
- Chose the Yellow Jackets over Michigan and Nebraska after originally committing to Rutgers in January
- Has a 7-foot, 2-inch wingspan ... Grew up in a soccer family, but an older sister persuaded him to trying basketball at age 14
- Played the 2022-23 season at Putnam (Conn.) Science Academy, helping lead the team to its fourth national prep school championship in five years (38-3 record in 2022-23)
- Averaged 8.3 points and 4.8 rebounds with three double-doubles, and shot 59.2 percent from inside the three-point arc
- Played for Senegal's U19 team in the U19 World Cup in 2021 ... Averaged 7.6 points, 6.0 rebounds, 1.9 assists, 1.3 steals and 0.9 blocks over seven games

35 • Emmer Nichols • F • 6-6 • 215 • r-Fr.

- Non-scholarship player who joined the Tech program for the fall, 2022 semester ... Redshirted the 2022-23 season
- Saw the first action of his career Nov. 22 at Cincinnati (two minutes, one rebound)
- Versatile player and left-handed shooter who is skilled in all facets of the game
- No. 42-ranked player in the state of California according to Max Preps
- Played four years at Sacred Heart Preparatory School, serving two years as team captain
- Helped Sacred Heart to a pair of league championships, including a Central Coast Section title in 2021
- As a senior, led SHP to a 25-5 record overall as a senior and 14-0 mark in its league
- Earned second-team Central Coast Section WBAL all-league, first-team all-league in 2020 and 2022 (MVP and defensive player of the year in 2022)

14 • Kowacie Reeves, Jr. • F • 6-7 • 202 • Jr.

- First name pronounced "ko-WAY-see" ... Answers to "WAY-see"
- Tied for second on Tech's scoring chart at 10.8 points per game, hitting double digits in three of five games
- Scored 15 points in each of Tech's first two games, hitting 10-of-17 shots from the floor and 4-of-9 from three-point range
- Has connected on 42.5 percent of his shots from the floor and 15-of-16 from the foul line
- Leads Tech with eight blocked shots, at least one in each game and three at Cincinnati
- Tops Tech in minutes (32.8, No. 8 in the ACC)
- Former four- and five-star-rated recruit from Georgia who played two seasons at Florida before transferring to Georgia Tech
- Enrolled for the summer, 2023 term and has two seasons of eligibility remaining
- Helped lead Florida to appearances in the National Invitation Tournament both of his seasons in Gainesville
- Averaged 7.1 points and 2.1 rebounds in 60 appearances with 17 starts as a Gator, averaging 17.5 minutes per game across two seasons
- Rivals five-star recruit and ESPN and 247 four-star prospect in 2021, rated in the top 30 overall and the No. 6 shooting guard by both Rivals and 247

23 • Ibrahima Sacko • G/F • 6-6 • 225 • Fr.

- Name pronounced "EE-bruh-HEE-muh SOCK-oh"
- Versatile player who is the only Tech freshman to play in every game so far ... Averaging 16.2 minutes, scoring a field goal in each of the last three games
- Grabbed season-high eight rebounds vs. UMass Lowell, averaging 4.2 per game
- One of the top players out of Canada in the class of 2023 ... Rated a top-3 player in the country by Canadian recruiting analyst Josh Millican
- Athletic and physical player who is known for his defensive capabilities and also adept at putting the ball on the floor
- Has a wingspan of 6 feet, 9 inches and a standing reach of 8 feet, 7 inches
- Native of Guinea who came to Canada in 2022 to prep at J. Addison School in Markham, Ontario ... Earned OSBA first-team all-star and defensive player of the year honors after leading the Jaguars to the OSBA semifinals
- Averaged 29 points, 11 rebounds, 4 assists, 2 blocks and 2 steals per game
- Led the Jaguars to the championship of the prestigious Beach Ball Classic in Myrtle Beach, S.C., where he was named MVP after averaging 16.5 points, 5 assists, 5 rebounds and 1.5 steals per game
- Was invited to compete in the spring at the Nike Hoops Summit in Portland to compete for the World team against some of the best players in the 2023 class, but did not compete due to injury

33 • Marcos San Miguel • G • 6-4 • 190 • Fr.

- First-year non-scholarship student-athlete from Campbell High School in Smyrna
- Four-year varsity letterwinner in basketball at Campbell High School, serving as team captain three years ... Helped the Spartans to a 17-12 overall record as a senior
- Graduated from Campbell with a 4.77 weighted GPA ... Also served in IB Leadership Core Team, Human Rights Club (Vice President), Interact Service Club, Chess Club, Academic Quiz Bowl, National Honor Society, Spanish Honor Society, Campbell Fellowship
- Gold Scholar at Georgia Tech enrolled in computer science with a minor in Spanish
- Officiates youth basketball in his spare time for East Marietta Basketball, Inc. ... Founded and leads organization called Take a Charge National Fundraising Campaign, in which he seeks donations for each charge he takes in basketball games, originating to raise funds for a friend who suffered a traumatic brain injury playing football, with additional funds directed toward people in need

BIO UPDATES (see game-by-game stats and career highs in stat pack)

30 • Ibrahim Souare • F • 6-9 • 214 • Fr.

- Name pronounced "EE-bruh-HEEM SWAR-ay (rhymes with soiree)"
- Power forward prospect from Guinea who was recruited out of Dream City Christian School in Glendale, Ariz.
- Enrolled for fall semester and eligible to play in 2023-24 ... Only scholarship player not to see action this season
- Measured 7-2 wingspan, 30-inch vertical leap ... Listed at 6-foot-7 for the FIBA 2022 U18 Championship, grown two inches since then
- Chose Tech over Oregon, Niagara and Oakland
- Averaged 11.7 points, 7.7 rebounds and 1.7 assists for Guinea in the 2022 FIBA U18 African Championship in Madagascar ... Averaged 29.3 minutes over six games

1 • Kyle Sturdivant • G • 6-3 • 195 • Sr.

- Last name pronounced "STIR-de-vunt"
- Playing his fourth season at Tech after transferring from Southern California ... Has played in 117 games in his career, most among the Yellow Jackets
- Key off the bench so far, averaging 9.0 points with three double-digit games (season-high 12 vs. Mississippi State and UMass Lowell)
- Has averaged 3.4 assists while compiling a 17-to-7 assist/turnover ratio (7th in ACC)
- Averaging 20 minutes and connected on 45 percent from the floor overall, 3-of-10 on threes
- Went 2-for-3 on threes against Georgia Southern, 1-of-7 since
- Started 21 games total last season, 14 ACC games including tournament, and averaged 25.4 minutes in conference games
- Averaged 8.6 points per game in 2022-23 (fifth on the team) ... No. 2 on the team in assist average (3.3 per game) and 8th in the ACC in assist/turnover ratio (2.09-1) ... Shot 39.3 percent from the floor and 32.1 percent from distance
- In ACC games, averaged 9.0 points and 3.3 assists per game, hitting 39.3 percent from the floor and 30.3 percent on threes
- Started Tech's last 12 games and played the best basketball of his career over that stretch ... Averaged 12.6 points and reached double digits in nine games ... Connected on 35.1 percent (20-of-57) from three-point range, and compiled a 53-to-19 assist/turnover ratio ... Averaged nearly 33 minutes per game over that stretch
- In the ACC Tournament, averaged 12.5 points and dealt 15 assists against three turnovers
- Scored a career-high 20 points in Tech's win at Syracuse, hitting 7-of-9 from the floor (2-of-3 3pt FG), with three assists and three steals
- Started 28 games in 2021-22, including the last 20 beginning Jan. 4 at Duke ... Averaged 25.2 minutes, 7.6 points (third on Tech's team) and 2.3 assists for the season ... Team-best 73/38 assist/turnover ratio
- Played in every game off the bench his first year at Tech in 2020-21, averaging 3.5 points while posting a solid 27/17 assist/turnover ratio

0 • Lance Terry • G • 6-3 • 198 • Sr.

- Atlanta-area high school product who played three seasons at Gardner-Webb University, then transferred to Georgia Tech and enrolled for the summer term
- Recovering from a pre-season injury and has yet to play
- No. 2 on the team in scoring at 10.1 points per game in 2022-23 while hitting 42.1 percent of his shots from the floor, 38.8 from three-point range (top percentage on the team) and 81.4 percent from the foul line
- Averaged 11.4 points in ACC games (No. 2 on the team), connecting on 41.3 percent from the floor, a team-high 42.1 from three-point distance and 79.4 percent from the free throw stripe
- Was a key figure both as a starter and a reserve offensively, and his best offensive games occurred in Tech's seven ACC wins (tournament win included) ... Scored a season-high 24 points in the Jackets' Jan. 4 win over No. 12 Miami, 19 in their Feb. 8 win over Notre Dame, 14 vs. Virginia Tech on Feb. 15, 17 vs. Louisville on Feb. 25, 24 at Syracuse on Feb. 28 and 17 at Boston College
- In those seven wins, averaged 17.7 points, connected on 47.3 percent of his field goals, and 52.1 percent of his threes, playing the full 40 minutes in all but the Syracuse game, in which he was subbed out with 56 seconds left when the Jackets emptied the bench
- Missed four straight ACC games (Syracuse on Jan. 21 through Louisville on Feb. 1) with a hamstring injury ... After his return (Tech's last 11 games), averaged 13.3 points per game while hitting 43.4 percent from the floor (53-of-122) and 43.3 percent from behind the arc (26-of-60) ... Scored the game-winning basket on the tip-in at the final horn against Notre Dame
- Scored 41 points in Tech's in back-to-back games against Miami (season-high 24) and Florida State (17) in early January ... Hit 14-of-28 FG, 7-11 3-point FG and 6-of-8 FT, with 11 rebounds, in those two games ... Scored nine of his points in Tech's closing 12-0 run against the Hurricanes
- Started 21 of the 29 games he played, including 15 ACC games (regular season plus tournament)
- Had the best turnover rate on the team (1.3 per 40 minutes)
- Has the most career points (892) of any player on the Tech roster
- Thirteen double-figure scoring games altogether in 2022-23, eight in ACC games



2023-24 SEASON STATISTICS AND RESULTS

Game Records

Record	Overall	Home	Away	Neutral
ALL GAMES	3-2	3-1	0-1	0-0
CONFERENCE	0-0	0-0	0-0	0-0
NON-CONFERENCE	3-2	3-1	0-1	0-0

Score by Periods

Team	1st	2nd	OT	TOT
Georgia Tech	170	194	0	364
Opponents	167	202	0	369

Team Box Score

No.	Player				Total		3-Point		F-Throw		Rebounds											
		GP-GS	MIN	AVG	FG-FGA	FG%	3FG-3FGA	3FG%	FT-FTA	FT%	OFF	DEF	TOT	AVG	PF	DQ	A	TO	BLK	STL	PTS	AVG
13	KELLY, Miles	5-5	159:21	31.9	31-87	.356	9-32	.281	26-38	.684	14	19	33	6.6	11	0	8	7	2	5	97	19.4
3	COLEMAN, Dallan "Deebo"	5-0	127:04	25.4	17-33	.515	11-25	.440	9-15	.600	4	10	14	2.8	10	0	3	1	1	3	54	10.8
14	REEVES, Kowacie	5-5	163:50	32.8	17-40	.425	5-17	.294	15-16	.938	6	16	22	4.4	5	0	7	5	8	5	54	10.8
2	GEORGE, Naithan	2-1	46:50	23.4	7-16	.438	2-6	.333	3-5	.600	1	4	5	2.5	3	0	1	6	1	0	19	9.5
1	STURDIVANT, Kyle	5-0	99:52	20.0	18-40	.450	3-10	.300	6-8	.750	2	8	10	2.0	12	0	17	7	0	3	45	9.0
12	CLAUDE, Tyzhaun	5-4	100:09	20.0	15-35	.429	1-6	.167	10-18	.556	12	16	28	5.6	13	1	7	3	1	3	41	8.2
24	ABRAM, Amaree	4-4	64:05	16.0	6-24	.250	2-10	.200	6-9	.667	2	10	12	3.0	5	0	7	7	1	1	20	5.0
11	NDONGO, Baye	2-2	42:21	21.2	4-14	.286	0-1	.000	2-5	.400	6	8	14	7.0	3	0	3	8	4	3	10	5.0
4	MURPHY, Carter	3-0	21:44	7.2	2-5	.400	2-5	.400	0-0	.000	0	5	5	1.7	4	0	0	0	2	0	6	2.0
23	SACKO, Ibrahima	5-0	80:56	16.2	3-9	.333	1-5	.200	1-4	.250	5	16	21	4.2	11	0	1	4	1	6	8	1.6
10	DOWUONA, Ebenezer	5-1	52:34	10.5	4-5	.800	0-0	.000	0-1	.000	5	3	8	1.6	8	0	1	3	3	1	8	1.6
5	GAPARE, Tafara	3-3	39:04	13.0	1-9	.111	0-4	.000	0-0	.000	2	4	6	2.0	8	0	1	4	4	2	2	0.7
35	NICHOLS, Emmer	1-0	02:10	2.2	0-0	.000	0-0	.000	0-0	.000	0	1	1	1.0	0	0	0	0	0	0	0	0.0
Team											15	7	22					7				
Total		5	1000		125-317	.394	36-121	.298	78-119	.655	74	127	201	40.2	93	1	56	62	28	32	364	72.8
Opponents		5	1000		130-311	.418	35-123	.285	74-100	.740	57	132	189	37.8	95	3	51	61	20	32	369	73.8

Team Statistics

	GATECH	OPP
Scoring	364	369
Points per game	72.8	73.8
Scoring margin	-1.0	-
Field goals-att	125-317	130-311
Field goal pct	.394	.418
3 point fg-att	36-121	35-123
3-point FG pct	.298	.285
3-pt FG made per game	7.2	7.0
Free throws-att	78-119	74-100
Free throw pct	.655	.740
F-Throws made per game	15.6	14.8
Rebounds	201	189
Rebounds per game	40.2	37.8
Rebounding margin	+2.4	-
Assists	56	51
Assists per game	11.2	10.2
Turnovers	62	61
Turnovers per game	12.4	12.2
Turnover margin	-0.2	-
Assist/turnover ratio	0.9	0.8
Steals	32	32
Steals per game	6.4	6.4
Blocks	28	20
Blocks per game	5.6	4.0
Winning streak	1	-
Home win streak	1	-
Attendance	14907	11756
Home games-Avg/Game	4-3727	1-11756
Neutral site-Avg/Game	-	0-0

Team Results

Date	Opponent		Score	Att.
11/06/2023	Ga. Southern	W	84-62	3414
11/09/2023	Howard	W	88-85	3802
11/14/2023	UMass Lowell	L	71-74	3778
11/22/2023	at Cincinnati	L	54-89	11756
11/28/2023	Mississippi St.	W	67-59	3913



**2023-24 Georgia Tech Men's Basketball
Points-rebounds-assists
All games**

Opponent	Date	Score		1	2	3	4	5	10	11	12	13	14	23
				STURDIVANT	GEORGE, NAI	COLEMAN, DA	MURPHY, CAR	GAPARE, TAF	DOWUONA, EB	NDONGO, BAY	CLAUDE, TYZ	KELLY, MILE	REEVES, KOW	SACKO, IBRA
Ga. Southern	11/06/2023	84-62	W	8-4-6	DNP	17-0-0	DNP	2-1-0	2-4-0	DNP	10-10-3	25-5-3	15-3-3	0-4-0
Howard	11/09/2023	88-85	W	11-2-2	DNP	7-4-0	0-0-0	0-2-0	2-1-0	DNP	19-6-3	27-6-2	15-7-2	1-3-0
UMass Lowell	11/14/2023	71-74	L	12-0-5	DNP	24-5-1	DNP	0-3-1	2-1-0	DNP	9-9-1	11-8-1	4-3-0	2-8-1
at Cincinnati	11/22/2023	54-89	L	2-1-4	8-1-0	0-1-0	3-4-0	DNP	0-0-1	8-8-0	2-2-0	12-2-1	14-3-1	3-3-0
Mississippi St.	11/28/2023	67-59	W	12-3-0	11-4-1	6-4-2	3-1-0	DNP	2-2-0	2-6-3	1-1-0	22-12-1	6-6-1	2-3-0

Opponent	Date	Score		24	35
				ABRAM, AMAR	NICHOLS, EM
Ga. Southern	11/06/2023	84-62	W	5-2-2	DNP
Howard	11/09/2023	88-85	W	6-4-3	DNP
UMass Lowell	11/14/2023	71-74	L	7-2-1	DNP
at Cincinnati	11/22/2023	54-89	L	2-4-1	0-1-0
Mississippi St.	11/28/2023	67-59	W	DNP	DNP



**2023-24 Georgia Tech Men's Basketball
Team Game-by-Game
All games**

Opponent	Date	Score	W	Total		3-Pointers		Free throws		Rebounds										
				FG-FGA	PCT	3FG-3FGA	PCT	FT-FTA	PCT	OFF	DEF	TOT	AVG	PF	A	TO	BLK	STL	PTS	AVG
Ga. Southern	11/06/2023	84-62	W	27-60	.450	13-29	.448	17-27	.630	15	22	37	37.0	16	17	13	4	10	84	84.0
Howard	11/09/2023	88-85	W	34-77	.442	4-18	.222	16-27	.593	22	21	43	40.0	19	12	7	3	6	88	86.0
UMass Lowell	11/14/2023	71-74	L	26-70	.371	6-30	.200	13-23	.565	18	26	44	41.3	22	11	11	6	5	71	81.0
at Cincinnati	11/22/2023	54-89	L	17-49	.347	5-17	.294	15-19	.789	7	25	32	39.0	16	8	19	10	4	54	74.3
Mississippi St.	11/28/2023	67-59	W	21-61	.344	8-27	.296	17-23	.739	12	33	45	40.2	20	8	12	5	7	67	72.8
Total		364		125-317	.394	36-121	.298	78-119	.655	74	127	201	40.2	93	56	62	28	32	364	72.8
Opponents		369		130-311	.418	35-123	.285	74-100	.740	57	132	189	37.8	95	51	61	20	32	369	73.8

Georgia Tech Averages

Games Played	Points/game	FG Pct	3FG Pct	FT Pct	Rebounds/game	Assists/game	Turnovers/game	Assist/Turnover ratio	Steals/game	Blocks/game
5	72.8	39.4	29.8	65.5	40.2	11.2	12.4	0.9	6.4	5.6



**2023-24 Georgia Tech Men's Basketball
Opponents Game-by-Game
All games**

Opponent	Date	Score		Total		3-Pointers		Free throws		Rebounds										
				FG-FGA	PCT	3FG-3FGA	PCT	FT-FTA	PCT	OFF	DEF	TOT	AVG	PF	A	TO	BLK	STL	PTS	AVG
Ga. Southern	11/06/2023	84-62	W	23-57	.404	6-22	.273	10-13	.769	11	22	33	33.0	23	6	18	2	5	62	62.0
Howard	11/09/2023	88-85	W	30-60	.500	6-21	.286	19-28	.679	11	26	37	35.0	19	11	14	6	5	85	73.5
UMass Lowell	11/14/2023	71-74	L	28-67	.418	2-15	.133	16-19	.842	13	29	42	37.3	19	12	10	6	7	74	73.7
at Cincinnati	11/22/2023	54-89	L	29-62	.468	14-35	.400	17-24	.708	8	26	34	36.5	15	17	6	4	7	89	77.5
Mississippi St.	11/28/2023	67-59	W	20-65	.308	7-30	.233	12-16	.750	14	29	43	37.8	19	5	13	2	8	59	73.8
Total		369		130-311	.418	35-123	.285	74-100	.740	57	132	189	37.8	95	51	61	20	32	369	73.8
Georgia Tech		364		125-317	.394	36-121	.298	78-119	.655	74	127	201	40.2	93	56	62	28	32	364	72.8

Opponents Averages

Games Played	Points/game	FG Pct	3FG Pct	FT Pct	Rebounds/game	Assists/game	Turnovers/game	Assist/Turnover ratio	Steals/game	Blocks/game
5	73.8	41.8	28.5	74.0	37.8	10.2	12.2	0.8	6.4	4.0



2023-24 Georgia Tech Men's Basketball
Individual Game-by-Game
All games

#1 STURDIVANT, Kyle

Opponent	Date	GS	MIN	Total		3-Pointers		Free throws		Rebounds				PF	A	TO	BLK	STL	PTS	AVG
				FG-FGA	PCT	3FG-3FGA	PCT	FT-FTA	PCT	OFF	DEF	TOT	AVG							
Ga. Southern	11/06/2023		27:43	3-5	.600	2-3	.667	0-0	.000	0	4	4	4.0	2	6	1	0	1	8	8.0
Howard	11/09/2023		22:08	5-12	.417	0-1	.000	1-1	1.000	1	1	2	3.0	3	2	0	0	0	11	9.5
UMass Lowell	11/14/2023		26:12	6-13	.462	0-4	.000	0-1	.000	0	0	0	2.0	3	5	3	0	0	12	10.3
at Cincinnati	11/22/2023		11:41	0-3	.000	0-0	.000	2-2	1.000	0	1	1	1.8	1	4	0	0	0	2	8.3
Mississippi St.	11/28/2023		12:08	4-7	.571	1-2	.500	3-4	.750	1	2	3	2.0	3	0	3	0	2	12	9.0
Totals		0	99:52	18-40	.450	3-10	.300	6-8	.750	2	8	10	2.0	12	17	7	0	3	45	9.0

Player Averages

Games Played	Minutes/game	Points/game	FG Pct	3FG Pct	FT Pct	Rebounds/game	Assists/game	Turnovers/game	Assist/Turnover ratio	Steals/game	Blocks/game
5	20.0	9.0	45.0	30.0	75.0	2.0	3.4	1.4	2.4	0.6	0.0



**2023-24 Georgia Tech Men's Basketball
Individual Game-by-Game
All games**

#2 GEORGE, Naithan

Opponent	Date	GS	MIN	Total		3-Pointers		Free throws		Rebounds				PF	A	TO	BLK	STL	PTS	AVG
				FG-FGA	PCT	3FG-3FGA	PCT	FT-FTA	PCT	OFF	DEF	TOT	AVG							
at Cincinnati	11/22/2023		15:04	3-6	.500	2-3	.667	0-0	.000	0	1	1	1.0	1	0	3	0	0	8	8.0
Mississippi St.	11/28/2023	*	31:46	4-10	.400	0-3	.000	3-5	.600	1	3	4	2.5	2	1	3	1	0	11	9.5
Totals		1	46:50	7-16	.438	2-6	.333	3-5	.600	1	4	5	2.5	3	1	6	1	0	19	9.5

Player Averages

Games Played	Minutes/game	Points/game	FG Pct	3FG Pct	FT Pct	Rebounds/game	Assists/game	Turnovers/game	Assist/Turnover ratio	Steals/game	Blocks/game
2	23.4	9.5	43.8	33.3	60.0	2.5	0.5	3.0	0.2	0.0	0.5



2023-24 Georgia Tech Men's Basketball
Individual Game-by-Game
All games

#3 COLEMAN, Dallan "Deebo"

Opponent	Date	GS	MIN	Total		3-Pointers		Free throws		Rebounds				PF	A	TO	BLK	STL	PTS	AVG
				FG-FGA	PCT	3FG-3FGA	PCT	FT-FTA	PCT	OFF	DEF	TOT	AVG							
Ga. Southern	11/06/2023		25:49	5-7	.714	3-5	.600	4-7	.571	0	0	0	0.0	2	0	0	0	0	17	17.0
Howard	11/09/2023		28:16	3-5	.600	1-2	.500	0-1	.000	1	3	4	2.0	3	0	0	0	1	7	12.0
UMass Lowell	11/14/2023		31:32	7-12	.583	5-9	.556	5-7	.714	2	3	5	3.0	2	1	0	1	1	24	16.0
at Cincinnati	11/22/2023		13:17	0-2	.000	0-2	.000	0-0	.000	0	1	1	2.5	2	0	1	0	1	0	12.0
Mississippi St.	11/28/2023		28:10	2-7	.286	2-7	.286	0-0	.000	1	3	4	2.8	1	2	0	0	0	6	10.8
Totals		0	127:04	17-33	.515	11-25	.440	9-15	.600	4	10	14	2.8	10	3	1	1	3	54	10.8

Player Averages

Games Played	Minutes/game	Points/game	FG Pct	3FG Pct	FT Pct	Rebounds/game	Assists/game	Turnovers/game	Assist/Turnover ratio	Steals/game	Blocks/game
5	25.4	10.8	51.5	44.0	60.0	2.8	0.6	0.2	3.0	0.6	0.2



**2023-24 Georgia Tech Men's Basketball
Individual Game-by-Game
All games**

#4 MURPHY, Carter

Opponent	Date	GS	MIN	Total		3-Pointers		Free throws		Rebounds				PF	A	TO	BLK	STL	PTS	AVG
				FG-FGA	PCT	3FG-3FGA	PCT	FT-FTA	PCT	OFF	DEF	TOT	AVG							
Howard	11/09/2023		02:59	0-0	.000	0-0	.000	0-0	.000	0	0	0	0.0	0	0	0	0	0	0	0.0
at Cincinnati	11/22/2023		14:17	1-4	.250	1-4	.250	0-0	.000	0	4	4	2.0	3	0	0	2	0	3	1.5
Mississippi St.	11/28/2023		04:28	1-1	1.000	1-1	1.000	0-0	.000	0	1	1	1.7	1	0	0	0	0	3	2.0
Totals		0	21:44	2-5	.400	2-5	.400	0-0	.000	0	5	5	1.7	4	0	0	2	0	6	2.0

Player Averages

Games Played	Minutes/game	Points/game	FG Pct	3FG Pct	FT Pct	Rebounds/game	Assists/game	Turnovers/game	Assist/Turnover ratio	Steals/game	Blocks/game
3	7.2	2.0	40.0	40.0	0.0	1.7	0.0	0.0	0.0	0.0	0.7



**2023-24 Georgia Tech Men's Basketball
Individual Game-by-Game
All games**

#5 GAPARE, Tafara

Opponent	Date	GS	MIN	Total		3-Pointers		Free throws		Rebounds				PF	A	TO	BLK	STL	PTS	AVG
				FG-FGA	PCT	3FG-3FGA	PCT	FT-FTA	PCT	OFF	DEF	TOT	AVG							
Ga. Southern	11/06/2023	*	15:55	1-6	.167	0-1	.000	0-0	.000	1	0	1	1.0	2	0	1	3	1	2	2.0
Howard	11/09/2023	*	09:37	0-2	.000	0-2	.000	0-0	.000	0	2	2	1.5	3	0	1	0	1	0	1.0
UMass Lowell	11/14/2023	*	13:32	0-1	.000	0-1	.000	0-0	.000	1	2	3	2.0	3	1	2	1	0	0	0.7
Totals		3	39:04	1-9	.111	0-4	.000	0-0	.000	2	4	6	2.0	8	1	4	4	2	2	0.7

Player Averages

Games Played	Minutes/game	Points/game	FG Pct	3FG Pct	FT Pct	Rebounds/game	Assists/game	Turnovers/game	Assist/Turnover ratio	Steals/game	Blocks/game
3	13.0	0.7	11.1	0.0	0.0	2.0	0.3	1.3	0.3	0.7	1.3



**2023-24 Georgia Tech Men's Basketball
Individual Game-by-Game
All games**

#10 DOWUONA, Ebenezer

Opponent	Date	GS	MIN	Total		3-Pointers		Free throws		Rebounds				PF	A	TO	BLK	STL	PTS	AVG
				FG-FGA	PCT	3FG-3FGA	PCT	FT-FTA	PCT	OFF	DEF	TOT	AVG							
Ga. Southern	11/06/2023		08:22	1-2	.500	0-0	.000	0-1	.000	3	1	4	4.0	3	0	0	0	0	2	2.0
Howard	11/09/2023		05:54	1-1	1.000	0-0	.000	0-0	.000	1	0	1	2.5	1	0	1	1	0	2	2.0
UMass Lowell	11/14/2023		02:30	1-1	1.000	0-0	.000	0-0	.000	0	1	1	2.0	0	0	1	0	0	2	2.0
at Cincinnati	11/22/2023		17:32	0-0	.000	0-0	.000	0-0	.000	0	0	0	1.5	2	1	0	1	0	0	1.5
Mississippi St.	11/28/2023	*	18:16	1-1	1.000	0-0	.000	0-0	.000	1	1	2	1.6	2	0	1	1	1	2	1.6
Totals		1	52:34	4-5	.800	0-0	.000	0-1	.000	5	3	8	1.6	8	1	3	3	1	8	1.6

Player Averages

Games Played	Minutes/game	Points/game	FG Pct	3FG Pct	FT Pct	Rebounds/game	Assists/game	Turnovers/game	Assist/Turnover ratio	Steals/game	Blocks/game
5	10.5	1.6	80.0	0.0	0.0	1.6	0.2	0.6	0.3	0.2	0.6



**2023-24 Georgia Tech Men's Basketball
Individual Game-by-Game
All games**

#11 NDONGO, Baye

Opponent	Date	GS	MIN	Total		3-Pointers		Free throws		Rebounds										
				FG-FGA	PCT	3FG-3FGA	PCT	FT-FTA	PCT	OFF	DEF	TOT	AVG	PF	A	TO	BLK	STL	PTS	AVG
at Cincinnati	11/22/2023	*	24:02	3-7	.429	0-0	.000	2-5	.400	3	5	8	8.0	0	0	7	3	1	8	8.0
Mississippi St.	11/28/2023	*	18:19	1-7	.143	0-1	.000	0-0	.000	3	3	6	7.0	3	3	1	1	2	2	5.0
Totals		2	42:21	4-14	.286	0-1	.000	2-5	.400	6	8	14	7.0	3	3	8	4	3	10	5.0

Player Averages

Games Played	Minutes/game	Points/game	FG Pct	3FG Pct	FT Pct	Rebounds/game	Assists/game	Turnovers/game	Assist/Turnover ratio	Steals/game	Blocks/game
2	21.2	5.0	28.6	0.0	40.0	7.0	1.5	4.0	0.4	1.5	2.0



2023-24 Georgia Tech Men's Basketball
Individual Game-by-Game
All games

#12 CLAUDE, Tyzhaun

Opponent	Date	GS	MIN	Total		3-Pointers		Free throws		Rebounds				PF	A	TO	BLK	STL	PTS	AVG
				FG-FGA	PCT	3FG-3FGA	PCT	FT-FTA	PCT	OFF	DEF	TOT	AVG							
Ga. Southern	11/06/2023	*	29:50	3-8	.375	0-2	.000	4-6	.667	5	5	10	10.0	0	3	0	0	2	10	10.0
Howard	11/09/2023	*	27:32	8-15	.533	1-2	.500	2-4	.500	3	3	6	8.0	5	3	1	0	1	19	14.5
UMass Lowell	11/14/2023	*	23:39	3-9	.333	0-1	.000	3-6	.500	4	5	9	8.3	4	1	1	0	0	9	12.7
at Cincinnati	11/22/2023	*	10:37	1-2	.500	0-0	.000	0-0	.000	0	2	2	6.8	1	0	1	1	0	2	10.0
Mississippi St.	11/28/2023		08:31	0-1	.000	0-1	.000	1-2	.500	0	1	1	5.6	3	0	0	0	0	1	8.2
Totals		4	100:09	15-35	.429	1-6	.167	10-18	.556	12	16	28	5.6	13	7	3	1	3	41	8.2

Player Averages

Games Played	Minutes/game	Points/game	FG Pct	3FG Pct	FT Pct	Rebounds/game	Assists/game	Turnovers/game	Assist/Turnover ratio	Steals/game	Blocks/game
5	20.0	8.2	42.9	16.7	55.6	5.6	1.4	0.6	2.3	0.6	0.2



**2023-24 Georgia Tech Men's Basketball
Individual Game-by-Game
All games**

#13 KELLY, Miles

Opponent	Date	GS	MIN	Total		3-Pointers		Free throws		Rebounds				PF	A	TO	BLK	STL	PTS	AVG
				FG-FGA	PCT	3FG-3FGA	PCT	FT-FTA	PCT	OFF	DEF	TOT	AVG							
Ga. Southern	11/06/2023	*	30:29	9-18	.500	4-9	.444	3-5	.600	2	3	5	5.0	3	3	2	0	2	25	25.0
Howard	11/09/2023	*	35:15	9-24	.375	1-5	.200	8-13	.615	4	2	6	5.5	1	2	0	0	1	27	26.0
UMass Lowell	11/14/2023	*	34:04	5-19	.263	0-6	.000	1-3	.333	4	4	8	6.3	3	1	2	2	1	11	21.0
at Cincinnati	11/22/2023	*	25:11	3-10	.300	0-3	.000	6-7	.857	1	1	2	5.3	1	1	1	0	1	12	18.8
Mississippi St.	11/28/2023	*	34:22	5-16	.313	4-9	.444	8-10	.800	3	9	12	6.6	3	1	2	0	0	22	19.4
Totals		5	159:21	31-87	.356	9-32	.281	26-38	.684	14	19	33	6.6	11	8	7	2	5	97	19.4

Player Averages

Games Played	Minutes/ game	Points/ game	FG Pct	3FG Pct	FT Pct	Rebounds/ game	Assists/ game	Turnovers/ game	Assist/Turnover ratio	Steals/ game	Blocks/ game
5	31.9	19.4	35.6	28.1	68.4	6.6	1.6	1.4	1.1	1.0	0.4



**2023-24 Georgia Tech Men's Basketball
Individual Game-by-Game
All games**

#14 REEVES, Kowacie

Opponent	Date	GS	MIN	Total		3-Pointers		Free throws		Rebounds				PF	A	TO	BLK	STL	PTS	AVG	
				FG-FGA	PCT	3FG-3FGA	PCT	FT-FTA	PCT	OFF	DEF	TOT	AVG								
Ga. Southern	11/06/2023	*	32:42	4-7	.571	3-5	.600	4-4	1.000	1	2	3	3.0	1	3	2	1	3	15	15.0	
Howard	11/09/2023	*	35:04	6-10	.600	1-4	.250	2-3	.667	3	4	7	5.0	0	2	1	1	1	15	15.0	
UMass Lowell	11/14/2023	*	34:17	1-7	.143	0-3	.000	2-2	1.000	0	3	3	4.3	2	0	0	2	0	4	11.3	
at Cincinnati	11/22/2023	*	29:03	4-6	.667	1-2	.500	5-5	1.000	1	2	3	4.0	0	1	1	3	1	14	12.0	
Mississippi St.	11/28/2023	*	32:44	2-10	.200	0-3	.000	2-2	1.000	1	5	6	4.4	2	1	1	1	0	6	10.8	
Totals			5	163:50	17-40	.425	5-17	.294	15-16	.938	6	16	22	4.4	5	7	5	8	5	54	10.8

Player Averages

Games Played	Minutes/ game	Points/ game	FG Pct	3FG Pct	FT Pct	Rebounds/ game	Assists/ game	Turnovers/ game	Assist/Turnover ratio	Steals/ game	Blocks/ game
5	32.8	10.8	42.5	29.4	93.8	4.4	1.4	1.0	1.4	1.0	1.6



2023-24 Georgia Tech Men's Basketball
Individual Game-by-Game
All games

#23 SACKO, Ibrahima

Opponent	Date	GS	MIN	Total		3-Pointers		Free throws		Rebounds				PF	A	TO	BLK	STL	PTS	AVG
				FG-FGA	PCT	3FG-3FGA	PCT	FT-FTA	PCT	OFF	DEF	TOT	AVG							
Ga. Southern	11/06/2023		12:31	0-3	.000	0-1	.000	0-0	.000	2	2	4	4.0	2	0	2	0	1	0	0.0
Howard	11/09/2023		12:52	0-0	.000	0-0	.000	1-2	.500	0	3	3	3.5	2	0	1	0	0	1	0.5
UMass Lowell	11/14/2023		20:26	1-2	.500	0-1	.000	0-2	.000	3	5	8	5.0	4	1	0	0	3	2	1.0
at Cincinnati	11/22/2023		23:51	1-3	.333	1-3	.333	0-0	.000	0	3	3	4.5	3	0	1	0	0	3	1.5
Mississippi St.	11/28/2023		11:16	1-1	1.000	0-0	.000	0-0	.000	0	3	3	4.2	0	0	0	1	2	2	1.6
Totals		0	80:56	3-9	.333	1-5	.200	1-4	.250	5	16	21	4.2	11	1	4	1	6	8	1.6

Player Averages

Games Played	Minutes/game	Points/game	FG Pct	3FG Pct	FT Pct	Rebounds/game	Assists/game	Turnovers/game	Assist/Turnover ratio	Steals/game	Blocks/game
5	16.2	1.6	33.3	20.0	25.0	4.2	0.2	0.8	0.3	1.2	0.2



2023-24 Georgia Tech Men's Basketball
Individual Game-by-Game
All games

#24 ABRAM, Amaree

Opponent	Date	GS	MIN	Total		3-Pointers		Free throws		Rebounds				PF	A	TO	BLK	STL	PTS	AVG
				FG-FGA	PCT	3FG-3FGA	PCT	FT-FTA	PCT	OFF	DEF	TOT	AVG							
Ga. Southern	11/06/2023	*	16:39	1-4	.250	1-3	.333	2-4	.500	0	2	2	2.0	1	2	3	0	0	5	5.0
Howard	11/09/2023	*	20:23	2-8	.250	0-2	.000	2-3	.667	2	2	4	3.0	1	3	1	1	1	6	5.5
UMass Lowell	11/14/2023	*	13:48	2-6	.333	1-5	.200	2-2	1.000	0	2	2	2.7	1	1	2	0	0	7	6.0
at Cincinnati	11/22/2023	*	13:15	1-6	.167	0-0	.000	0-0	.000	0	4	4	3.0	2	1	1	0	0	2	5.0
Totals		4	64:05	6-24	.250	2-10	.200	6-9	.667	2	10	12	3.0	5	7	7	1	1	20	5.0

Player Averages

Games Played	Minutes/ game	Points/ game	FG Pct	3FG Pct	FT Pct	Rebounds/ game	Assists/ game	Turnovers/ game	Assist/Turnover ratio	Steals/ game	Blocks/ game
4	16.0	5.0	25.0	20.0	66.7	3.0	1.8	1.8	1.0	0.3	0.3



2023-24 Georgia Tech Men's Basketball
Individual Game-by-Game
All games

#35 NICHOLS, Emmer

Opponent	Date	GS	MIN	Total		3-Pointers		Free throws		Rebounds				PF	A	TO	BLK	STL	PTS	AVG
				FG-FGA	PCT	3FG-3FGA	PCT	FT-FTA	PCT	OFF	DEF	TOT	AVG							
at Cincinnati	11/22/2023		02:10	0-0	.000	0-0	.000	0-0	.000	0	1	1	1.0	0	0	0	0	0	0	0.0
Totals		0	02:10	0-0	.000	0-0	.000	0-0	.000	0	1	1	1.0	0	0	0	0	0	0	0.0

Player Averages

Games Played	Minutes/game	Points/game	FG Pct	3FG Pct	FT Pct	Rebounds/game	Assists/game	Turnovers/game	Assist/Turnover ratio	Steals/game	Blocks/game
1	2.2	0.0	0.0	0.0	0.0	1.0	0.0	0.0	0.0	0.0	0.0



2023-24 Georgia Tech Men's Basketball
Player Highs Analysis
All games

Georgia Tech - Individual Game Highs

POINTS	27		Miles Kelly vs Howard (11/09/2023)
	25		Miles Kelly vs Ga. Southern (11/06/2023)
	24		Dallan "Deebo" Coleman vs UMass Lowell (11/14/2023)
	22		Miles Kelly vs Mississippi St. (11/28/2023)
	19		Tyzhaun Claude vs Howard (11/09/2023)
FIELD GOALS MADE	9		Miles Kelly vs Howard (11/09/2023)
	9		Miles Kelly vs Ga. Southern (11/06/2023)
FIELD GOAL ATTEMPTS	24		Miles Kelly vs Howard (11/09/2023)
	19		Miles Kelly vs UMass Lowell (11/14/2023)
FIELD GOAL PERCENTAGE (min 5 made)	.714	(5-7)	Dallan "Deebo" Coleman vs Ga. Southern (11/06/2023)
	.600	(6-10)	Kowacie Reeves vs Howard (11/09/2023)
3 PT FG MADE	5		Dallan "Deebo" Coleman vs UMass Lowell (11/14/2023)
	4		Miles Kelly vs Mississippi St. (11/28/2023)
	4		Miles Kelly vs Ga. Southern (11/06/2023)
3 PT FG ATTEMPTS	9		Miles Kelly vs Mississippi St. (11/28/2023)
	9		Dallan "Deebo" Coleman vs UMass Lowell (11/14/2023)
	9		Miles Kelly vs Ga. Southern (11/06/2023)
3 PT FG PERCENTAGE (min 2 made)	.667	(2-3)	Naithan George at Cincinnati (11/22/2023)
	.667	(2-3)	Kyle Sturdivant vs Ga. Southern (11/06/2023)
FREE THROWS MADE	8		Miles Kelly vs Mississippi St. (11/28/2023)
	8		Miles Kelly vs Howard (11/09/2023)
FREE THROW ATTEMPTS	13		Miles Kelly vs Howard (11/09/2023)
	10		Miles Kelly vs Mississippi St. (11/28/2023)
FREE THROW PERCENTAGE (min 3 made)	1.000	(5-5)	Kowacie Reeves at Cincinnati (11/22/2023)
	1.000	(4-4)	Kowacie Reeves vs Ga. Southern (11/06/2023)
REBOUNDS	12		Miles Kelly vs Mississippi St. (11/28/2023)
	10		Tyzhaun Claude vs Ga. Southern (11/06/2023)
ASSISTS	6		Kyle Sturdivant vs Ga. Southern (11/06/2023)
	5		Kyle Sturdivant vs UMass Lowell (11/14/2023)
STEALS	3		Ibrahima Sacko vs UMass Lowell (11/14/2023)
	3		Kowacie Reeves vs Ga. Southern (11/06/2023)
BLOCKED SHOTS	3		Kowacie Reeves at Cincinnati (11/22/2023)
	3		Baye Ndongo at Cincinnati (11/22/2023)
	3		Tafara Gapare vs Ga. Southern (11/06/2023)
TURNOVERS	7		Baye Ndongo at Cincinnati (11/22/2023)
	3		Naithan George vs Mississippi St. (11/28/2023)
	3		Kyle Sturdivant vs Mississippi St. (11/28/2023)
	3		Naithan George at Cincinnati (11/22/2023)
	3		Kyle Sturdivant vs UMass Lowell (11/14/2023)
	3		Amaree Abram vs Ga. Southern (11/06/2023)
FOULS	5		Tyzhaun Claude vs Howard (11/09/2023)
	4		Tyzhaun Claude vs UMass Lowell (11/14/2023)
	4		Ibrahima Sacko vs UMass Lowell (11/14/2023)



**2023-24 Georgia Tech Men's Basketball
Player Highs Analysis
All games**

Opponent - Individual Game Highs

POINTS	24		Ayinde Hikim vs UMass Lowell (11/14/2023)
	22		Shy Odom vs Howard (11/09/2023)
	18		Brayden O'Connor vs UMass Lowell (11/14/2023)
	18		Joshua Strong vs Howard (11/09/2023)
	17		Josh Hubbard vs Mississippi St. (11/28/2023)
	17		Bryce Harris vs Howard (11/09/2023)
	17		Jamar Franklin vs Ga. Southern (11/06/2023)
FIELD GOALS MADE	9		Ayinde Hikim vs UMass Lowell (11/14/2023)
	9		Shy Odom vs Howard (11/09/2023)
FIELD GOAL ATTEMPTS	24		Ayinde Hikim vs UMass Lowell (11/14/2023)
	18		Josh Hubbard vs Mississippi St. (11/28/2023)
FIELD GOAL PERCENTAGE (min 5 made)	.833	(5-6)	Viktor Lakhin at Cincinnati (11/22/2023)
	.667	(6-9)	Brayden O'Connor vs UMass Lowell (11/14/2023)
3 PT FG MADE	5		Viktor Lakhin at Cincinnati (11/22/2023)
	3		Josh Hubbard vs Mississippi St. (11/28/2023)
	3		CJ Fredrick at Cincinnati (11/22/2023)
	3		Joshua Strong vs Howard (11/09/2023)
3 PT FG ATTEMPTS	10		Josh Hubbard vs Mississippi St. (11/28/2023)
	8		Marcus Dockery vs Howard (11/09/2023)
3 PT FG PERCENTAGE (min 2 made)	1.000	(2-2)	Carlos Curry vs Ga. Southern (11/06/2023)
	.833	(5-6)	Viktor Lakhin at Cincinnati (11/22/2023)
FREE THROWS MADE	5		Dashawn Davis vs Mississippi St. (11/28/2023)
	5		Brayden O'Connor vs UMass Lowell (11/14/2023)
	5		Ayinde Hikim vs UMass Lowell (11/14/2023)
	5		Joshua Strong vs Howard (11/09/2023)
FREE THROW ATTEMPTS	7		Joshua Strong vs Howard (11/09/2023)
	6		Dashawn Davis vs Mississippi St. (11/28/2023)
	6		Ody Oguama at Cincinnati (11/22/2023)
	6		Brayden O'Connor vs UMass Lowell (11/14/2023)
	6		Bryce Harris vs Howard (11/09/2023)
	6		Shy Odom vs Howard (11/09/2023)
FREE THROW PERCENTAGE (min 3 made)	1.000	(5-5)	Ayinde Hikim vs UMass Lowell (11/14/2023)
	1.000	(4-4)	Jamar Franklin vs Ga. Southern (11/06/2023)
REBOUNDS	13		Jimmy Bell Jr. vs Mississippi St. (11/28/2023)
	9		Aziz Bandaogo at Cincinnati (11/22/2023)
	9		Abdoul Karim Coulibaly vs UMass Lowell (11/14/2023)
	9		Max Brooks vs UMass Lowell (11/14/2023)
ASSISTS	5		Max Brooks vs UMass Lowell (11/14/2023)
	4		Day Day Thomas at Cincinnati (11/22/2023)
	4		Simas Lukosius at Cincinnati (11/22/2023)
	4		Marcus Dockery vs Howard (11/09/2023)
	4		Shy Odom vs Howard (11/09/2023)
	4		Malik Tidwell vs Ga. Southern (11/06/2023)
STEALS	3		Dashawn Davis vs Mississippi St. (11/28/2023)
	2		D.J. Jeffries vs Mississippi St. (11/28/2023)
	2		Day Day Thomas at Cincinnati (11/22/2023)
	2		Ody Oguama at Cincinnati (11/22/2023)
	2		Brayden O'Connor vs UMass Lowell (11/14/2023)
	2		Isiah Warfield vs Howard (11/09/2023)
BLOCKED SHOTS	4		Max Brooks vs UMass Lowell (11/14/2023)
	3		Bryce Harris vs Howard (11/09/2023)
	3		Shy Odom vs Howard (11/09/2023)
TURNOVERS	5		Cam Bryant vs Ga. Southern (11/06/2023)
	4		Dashawn Davis vs Mississippi St. (11/28/2023)



**2023-24 Georgia Tech Men's Basketball
Team High/Low Analysis
All games**

Georgia Tech - Game Highs

POINTS	88	Howard (11/09/2023)
	84	Ga. Southern (11/06/2023)
	71	UMass Lowell (11/14/2023)
	67	Mississippi St. (11/28/2023)
	54	at Cincinnati (11/22/2023)
FIELD GOALS MADE	34	Howard (11/09/2023)
	27	Ga. Southern (11/06/2023)
FIELD GOAL ATTEMPTS	77	Howard (11/09/2023)
	70	UMass Lowell (11/14/2023)
FIELD GOAL PERCENTAGE	.450 (27-60)	Ga. Southern (11/06/2023)
	.442 (34-77)	Howard (11/09/2023)
3 PT FG MADE	13	Ga. Southern (11/06/2023)
	8	Mississippi St. (11/28/2023)
3 PT FG ATTEMPTS	30	UMass Lowell (11/14/2023)
	29	Ga. Southern (11/06/2023)
3 PT FG PERCENTAGE	.448 (13-29)	Ga. Southern (11/06/2023)
	.296 (8-27)	Mississippi St. (11/28/2023)
FREE THROWS MADE	17	Mississippi St. (11/28/2023)
	17	Ga. Southern (11/06/2023)
FREE THROW ATTEMPTS	27	Howard (11/09/2023)
	27	Ga. Southern (11/06/2023)
FREE THROW PERCENTAGE	.789 (15-19)	at Cincinnati (11/22/2023)
	.739 (17-23)	Mississippi St. (11/28/2023)
REBOUNDS	45	Mississippi St. (11/28/2023)
	44	UMass Lowell (11/14/2023)
ASSISTS	17	Ga. Southern (11/06/2023)
	12	Howard (11/09/2023)
STEALS	10	Ga. Southern (11/06/2023)
	7	Mississippi St. (11/28/2023)
BLOCKED SHOTS	10	at Cincinnati (11/22/2023)
	6	UMass Lowell (11/14/2023)
TURNOVERS	19	at Cincinnati (11/22/2023)
	13	Ga. Southern (11/06/2023)
FOULS	22	UMass Lowell (11/14/2023)
	20	Mississippi St. (11/28/2023)



**2023-24 Georgia Tech Men's Basketball
Team High/Low Analysis
All games**

Opponent - Game Highs

POINTS	89		at Cincinnati (11/22/2023)
	85		Howard (11/09/2023)
	74		UMass Lowell (11/14/2023)
	62		Ga. Southern (11/06/2023)
	59		Mississippi St. (11/28/2023)
FIELD GOALS MADE	30		Howard (11/09/2023)
	29		at Cincinnati (11/22/2023)
FIELD GOAL ATTEMPTS	67		UMass Lowell (11/14/2023)
	65		Mississippi St. (11/28/2023)
FIELD GOAL PERCENTAGE	.500	(30-60)	Howard (11/09/2023)
	.468	(29-62)	at Cincinnati (11/22/2023)
3 PT FG MADE	14		at Cincinnati (11/22/2023)
	7		Mississippi St. (11/28/2023)
3 PT FG ATTEMPTS	35		at Cincinnati (11/22/2023)
	30		Mississippi St. (11/28/2023)
3 PT FG PERCENTAGE	.400	(14-35)	at Cincinnati (11/22/2023)
	.286	(6-21)	Howard (11/09/2023)
FREE THROWS MADE	19		Howard (11/09/2023)
	17		at Cincinnati (11/22/2023)
FREE THROW ATTEMPTS	28		Howard (11/09/2023)
	24		at Cincinnati (11/22/2023)
FREE THROW PERCENTAGE	.842	(16-19)	UMass Lowell (11/14/2023)
	.769	(10-13)	Ga. Southern (11/06/2023)
REBOUNDS	43		Mississippi St. (11/28/2023)
	42		UMass Lowell (11/14/2023)
ASSISTS	17		at Cincinnati (11/22/2023)
	12		UMass Lowell (11/14/2023)
STEALS	8		Mississippi St. (11/28/2023)
	7		at Cincinnati (11/22/2023)
	7		UMass Lowell (11/14/2023)
BLOCKED SHOTS	6		UMass Lowell (11/14/2023)
	6		Howard (11/09/2023)
TURNOVERS	18		Ga. Southern (11/06/2023)
	14		Howard (11/09/2023)
FOULS	23		Ga. Southern (11/06/2023)
	19		Mississippi St. (11/28/2023)
	19		UMass Lowell (11/14/2023)
	19		Howard (11/09/2023)



**2023-24 Georgia Tech Men's Basketball
Team High/Low Analysis
All games**

Georgia Tech - Game Lows

POINTS	54	at Cincinnati (11/22/2023)
	67	Mississippi St. (11/28/2023)
	71	UMass Lowell (11/14/2023)
	84	Ga. Southern (11/06/2023)
	88	Howard (11/09/2023)
FIELD GOALS MADE	17	at Cincinnati (11/22/2023)
	21	Mississippi St. (11/28/2023)
FIELD GOAL ATTEMPTS	49	at Cincinnati (11/22/2023)
	60	Ga. Southern (11/06/2023)
FIELD GOAL PERCENTAGE	.344 (21-61)	Mississippi St. (11/28/2023)
	.347 (17-49)	at Cincinnati (11/22/2023)
3 PT FG MADE	4	Howard (11/09/2023)
	5	at Cincinnati (11/22/2023)
3 PT FG ATTEMPTS	17	at Cincinnati (11/22/2023)
	18	Howard (11/09/2023)
3 PT FG PERCENTAGE	.200 (6-30)	UMass Lowell (11/14/2023)
	.222 (4-18)	Howard (11/09/2023)
FREE THROWS MADE	13	UMass Lowell (11/14/2023)
	15	at Cincinnati (11/22/2023)
FREE THROW ATTEMPTS	19	at Cincinnati (11/22/2023)
	23	Mississippi St. (11/28/2023)
	23	UMass Lowell (11/14/2023)
FREE THROW PERCENTAGE	.565 (13-23)	UMass Lowell (11/14/2023)
	.593 (16-27)	Howard (11/09/2023)
REBOUNDS	32	at Cincinnati (11/22/2023)
	37	Ga. Southern (11/06/2023)
ASSISTS	8	Mississippi St. (11/28/2023)
	8	at Cincinnati (11/22/2023)
STEALS	4	at Cincinnati (11/22/2023)
	5	UMass Lowell (11/14/2023)
BLOCKED SHOTS	3	Howard (11/09/2023)
	4	Ga. Southern (11/06/2023)
TURNOVERS	7	Howard (11/09/2023)
	11	UMass Lowell (11/14/2023)
FOULS	16	at Cincinnati (11/22/2023)
	16	Ga. Southern (11/06/2023)



**2023-24 Georgia Tech Men's Basketball
Team High/Low Analysis
All games**

Opponent - Game Lows

POINTS	59	Mississippi St. (11/28/2023)
	62	Ga. Southern (11/06/2023)
	74	UMass Lowell (11/14/2023)
	85	Howard (11/09/2023)
	89	at Cincinnati (11/22/2023)
FIELD GOALS MADE	20	Mississippi St. (11/28/2023)
	23	Ga. Southern (11/06/2023)
FIELD GOAL ATTEMPTS	57	Ga. Southern (11/06/2023)
	60	Howard (11/09/2023)
FIELD GOAL PERCENTAGE	.308 (20-65)	Mississippi St. (11/28/2023)
	.404 (23-57)	Ga. Southern (11/06/2023)
3 PT FG MADE	2	UMass Lowell (11/14/2023)
	6	Howard (11/09/2023)
	6	Ga. Southern (11/06/2023)
3 PT FG ATTEMPTS	15	UMass Lowell (11/14/2023)
	21	Howard (11/09/2023)
3 PT FG PERCENTAGE	.133 (2-15)	UMass Lowell (11/14/2023)
	.233 (7-30)	Mississippi St. (11/28/2023)
FREE THROWS MADE	10	Ga. Southern (11/06/2023)
	12	Mississippi St. (11/28/2023)
FREE THROW ATTEMPTS	13	Ga. Southern (11/06/2023)
	16	Mississippi St. (11/28/2023)
FREE THROW PERCENTAGE	.679 (19-28)	Howard (11/09/2023)
	.708 (17-24)	at Cincinnati (11/22/2023)
REBOUNDS	33	Ga. Southern (11/06/2023)
	34	at Cincinnati (11/22/2023)
ASSISTS	5	Mississippi St. (11/28/2023)
	6	Ga. Southern (11/06/2023)
STEALS	5	Howard (11/09/2023)
	5	Ga. Southern (11/06/2023)
BLOCKED SHOTS	2	Mississippi St. (11/28/2023)
	2	Ga. Southern (11/06/2023)
TURNOVERS	6	at Cincinnati (11/22/2023)
	10	UMass Lowell (11/14/2023)
FOULS	15	at Cincinnati (11/22/2023)
	19	Mississippi St. (11/28/2023)
	19	UMass Lowell (11/14/2023)
	19	Howard (11/09/2023)



**Georgia Tech Men's Basketball
Individual Career Summaries
All games**

ABRAM, Amaree

SEASON	TEAM	GP-GS	MIN/AVG	Field Goals		3-Point		F-Throws		Rebounds				Scoring						
				FG-FGA	FG%	3FG-3FGA	3FG%	FT-FTA	FT%	OFF	DEF	TOT	AVG	PF-FO	A	TO	BLK	STL	PTS	AVG
2022-23	OM	33-22	694/21.0	104-258	.403	39-107	.364	18-27	.667	8	58	66	2.0	63-1	66	59	4	22	265	8.0
2023-24	GaTech	4-4	64/16.0	6-24	.250	2-10	.200	6-9	.667	2	10	12	3.0	5-0	7	7	1	1	20	5.0
TOTAL FOR GaTech		4-4	64/16.0	6-24	.250	2-10	.200	6-9	.667	2	10	12	3.0	5-0	7	7	1	1	20	5.0
TOTAL		37-26	758/20.5	110-282	.390	41-117	.350	24-36	.667	10	68	78	2.1	68-1	73	66	5	23	285	7.7

Single Game Highs

Statistic	Value	
Points	26	vs Stanford 11/24/22
Rebounds	5	vs Chattanooga 11/15/22, at South Carolina 01/17/23
Assists	5	vs Georgia 01/14/23, vs Oklahoma 11/27/22
Steals	3	vs UT Martin 11/18/22
Blocks	1	5 times
FG Made	12	vs Stanford 11/24/22
FG Attempts	18	vs Stanford 11/24/22
3FG Made	5	vs South Carolina 03/08/23
3FG Attempts	8	vs LSU 02/25/23, vs South Carolina 03/08/23
FT Made	4	vs Siena 11/25/22
FT Attempts	4	at South Carolina 01/17/23, vs Siena 11/25/22, vs Ga. Southern 11/06/23

CLAUDE, Tyzhaun

SEASON	TEAM	GP-GS	MIN/AVG	Field Goals		3-Point		F-Throws		Rebounds				Scoring						
				FG-FGA	FG%	3FG-3FGA	3FG%	FT-FTA	FT%	OFF	DEF	TOT	AVG	PF-FO	A	TO	BLK	STL	PTS	AVG
2019-20	More	30-19	658/21.9	120-201	.597	0-0	.000	45-90	.500	73	119	192	6.4	65-1	16	44	18	16	285	9.5
2021-22	More	9-0	62/6.9	12-25	.480	0-0	.000	7-11	.636	6	10	16	1.8	6-0	5	10	3	2	31	3.4
2022-23	WCU	31-28	818/26.4	174-333	.523	2-6	.333	126-175	.720	98	168	266	8.6	75-1	16	65	28	12	476	15.4
2023-24	GaTech	5-4	100/20.0	15-35	.429	1-6	.167	10-18	.556	12	16	28	5.6	13-1	7	3	1	3	41	8.2
TOTAL FOR GaTech		5-4	100/20.0	15-35	.429	1-6	.167	10-18	.556	12	16	28	5.6	13-1	7	3	1	3	41	8.2
TOTAL		75-51	1638/21.8	321-594	.540	3-12	.250	188-294	.639	189	313	502	6.7	159-3	44	122	50	33	833	11.1

Single Game Highs

Statistic	Value	
Points	24	vs Samford 02/01/23
Rebounds	17	at The Citadel 01/14/23
Assists	3	vs Ga. Southern 11/06/23, vs Howard 11/09/23
Steals	2	8 times
Blocks	3	vs Tennessee Tech 01/04/20, vs Wofford 01/18/23
FG Made	11	vs Eastern Ky. 02/13/20
FG Attempts	17	vs Lindenwood 11/20/22
3FG Made	1	vs UNC Greensboro 12/29/22, at ETSU 01/04/23, vs Howard 11/09/23
3FG Attempts	2	vs Ga. Southern 11/06/23, vs Howard 11/09/23
FT Made	11	at Tennessee Tech 12/17/22
FT Attempts	14	at Tennessee Tech 12/17/22



**Georgia Tech Men's Basketball
Individual Career Summaries
All games**

COLEMAN, Dallan "deebo"

SEASON	TEAM	GP-GS	MIN/AVG	Field Goals		3-Point		F-Throws		Rebounds				Other Stats					Scoring	
				FG-FGA	FG%	3FG-3FGA	3FG%	FT-FTA	FT%	OFF	DEF	TOT	AVG	PF-FO	A	TO	BLK	STL	PTS	AVG
2021-22	GaTech	31-5	734/23.7	63-161	.391	43-104	.413	23-32	.719	12	46	58	1.9	70-1	19	21	3	28	192	6.2
2022-23	GaTech	33-31	1031/31.3	103-274	.376	57-175	.326	51-74	.689	14	83	97	2.9	73-0	44	39	10	26	314	9.5
2023-24	GaTech	5-0	127/25.4	17-33	.515	11-25	.440	9-15	.600	4	10	14	2.8	10-0	3	1	1	3	54	10.8
TOTAL		69-36	1893/27.4	183-468	.391	111-304	.365	83-121	.686	30	139	169	2.4	153-1	66	61	14	57	560	8.1

Single Game Highs

Statistic	Value	
Points	24	vs UMass Lowell 11/14/23
Rebounds	9	vs Pittsburgh 03/08/23
Assists	8	at Syracuse 02/28/23
Steals	4	vs Florida Tech 02/18/23
Blocks	2	vs Duke 01/28/23, vs Louisville 02/25/23
FG Made	7	vs UMass Lowell 11/14/23
FG Attempts	14	at Syracuse 02/28/23, vs Pittsburgh 03/08/23
3FG Made	5	vs Lamar University 11/15/21, vs Syracuse 01/21/23, vs UMass Lowell 11/14/23
3FG Attempts	12	at Syracuse 02/28/23
FT Made	9	at Georgia St. 11/12/22
FT Attempts	13	at Georgia St. 11/12/22

DOWUONA, Ebenezer

SEASON	TEAM	GP-GS	MIN/AVG	Field Goals		3-Point		F-Throws		Rebounds				Other Stats					Scoring	
				FG-FGA	FG%	3FG-3FGA	3FG%	FT-FTA	FT%	OFF	DEF	TOT	AVG	PF-FO	A	TO	BLK	STL	PTS	AVG
2020-21	NCSU	9-0	48/5.3	2-8	.250	0-0	.000	1-2	.500	2	6	8	0.9	8-0	0	1	2	0	5	0.6
2021-22	NCSU	31-27	752/24.3	52-93	.559	0-0	.000	24-36	.667	63	63	126	4.1	98-7	6	15	54	12	128	4.1
2022-23	NCSU	30-3	327/10.9	21-46	.457	0-0	.000	9-17	.529	22	36	58	1.9	53-0	1	6	26	5	51	1.7
2023-24	GaTech	5-1	53/10.5	4-5	.800	0-0	.000	0-1	.000	5	3	8	1.6	8-0	1	3	3	1	8	1.6
TOTAL FOR GaTech		5-1	53/10.5	4-5	.800	0-0	.000	0-1	.000	5	3	8	1.6	8-0	1	3	3	1	8	1.6
TOTAL		75-31	1180/15.7	79-152	.520	0-0	.000	34-56	.607	92	108	200	2.7	167-7	8	25	85	18	192	2.6

Single Game Highs

Statistic	Value	
Points	11	vs Virginia Tech 03/08/23
Rebounds	9	vs Bucknell 11/09/21, at Duke 01/15/22
Assists	2	vs Boston College 02/23/22
Steals	3	vs Oklahoma St. 11/17/21
Blocks	8	vs Nebraska 12/01/21
FG Made	5	vs Louisiana Tech 11/27/21, at Duke 01/15/22, vs Virginia Tech 03/08/23
FG Attempts	11	at Duke 01/15/22
FT Made	4	vs Colgate 11/13/21, at Miami (FL) 12/29/21
FT Attempts	6	vs Colgate 11/13/21



GAPARE, Tafara

				Field Goals		3-Point		F-Throws		Rebounds									Scoring	
SEASON	TEAM	GP-GS	MIN/AVG	FG-FGA	FG%	3FG-3FGA	3FG%	FT-FTA	FT%	OFF	DEF	TOT	AVG	PF-FO	A	TO	BLK	STL	PTS	AVG
2022-23	UMass	30-0	372/12.4	34-109	.312	12-45	.267	23-40	.575	15	48	63	2.1	39-0	8	33	20	14	103	3.4
2023-24	GaTech	3-3	39/13.0	1-9	.111	0-4	.000	0-0	.000	2	4	6	2.0	8-0	1	4	4	2	2	0.7
TOTAL FOR GaTech		3-3	39/13.0	1-9	.111	0-4	.000	0-0	.000	2	4	6	2.0	8-0	1	4	4	2	2	0.7
TOTAL		33-3	411/12.5	35-118	.297	12-49	.245	23-40	.575	17	52	69	2.1	47-0	9	37	24	16	105	3.2

Single Game Highs

Statistic	Value	
Points	15	vs UAlbany 12/05/22
Rebounds	7	vs Dartmouth 12/20/22, at Rhode Island 02/18/23
Assists	2	vs Dartmouth 12/20/22, vs Saint Louis 01/04/23
Steals	5	vs UAlbany 12/05/22
Blocks	5	vs Saint Louis 01/04/23
FG Made	6	vs UAlbany 12/05/22
FG Attempts	10	vs UAlbany 12/05/22, vs Hofstra 12/11/22
3FG Made	2	at Harvard 12/02/22, vs Hofstra 12/11/22, at Rhode Island 02/18/23
3FG Attempts	4	at George Mason 02/01/23, at Rhode Island 02/18/23
FT Made	5	vs Saint Louis 01/04/23
FT Attempts	8	vs Saint Louis 01/04/23

GEORGE, Naithan

				Field Goals		3-Point		F-Throws		Rebounds									Scoring	
SEASON	TEAM	GP-GS	MIN/AVG	FG-FGA	FG%	3FG-3FGA	3FG%	FT-FTA	FT%	OFF	DEF	TOT	AVG	PF-FO	A	TO	BLK	STL	PTS	AVG
2023-24	GaTech	2-1	47/23.4	7-16	.438	2-6	.333	3-5	.600	1	4	5	2.5	3-0	1	6	1	0	19	9.5
TOTAL		2-1	47/23.4	7-16	.438	2-6	.333	3-5	.600	1	4	5	2.5	3-0	1	6	1	0	19	9.5

Single Game Highs

Statistic	Value	
Points	11	vs Mississippi St. 11/28/23
Rebounds	4	vs Mississippi St. 11/28/23
Assists	1	vs Mississippi St. 11/28/23
Blocks	1	vs Mississippi St. 11/28/23
FG Made	4	vs Mississippi St. 11/28/23
FG Attempts	10	vs Mississippi St. 11/28/23
3FG Made	2	at Cincinnati 11/22/23
3FG Attempts	3	at Cincinnati 11/22/23, vs Mississippi St. 11/28/23
FT Made	3	vs Mississippi St. 11/28/23
FT Attempts	5	vs Mississippi St. 11/28/23



**Georgia Tech Men's Basketball
Individual Career Summaries
All games**

KELLY, Miles

SEASON	TEAM	GP-GS	MIN/AVG	Field Goals		3-Point		F-Throws		Rebounds				Other				Scoring		
				FG-FGA	FG%	3FG-3FGA	3FG%	FT-FTA	FT%	OFF	DEF	TOT	AVG	PF-FO	A	TO	BLK	STL	PTS	AVG
2021-22	GaTech	30-1	434/14.5	48-118	.407	26-75	.347	13-18	.722	7	36	43	1.4	30-0	15	19	3	15	135	4.5
2022-23	GaTech	33-27	1070/32.4	167-407	.410	89-235	.379	53-59	.898	10	102	112	3.4	71-0	43	49	2	24	476	14.4
2023-24	GaTech	5-5	159/31.9	31-87	.356	9-32	.281	26-38	.684	14	19	33	6.6	11-0	8	7	2	5	97	19.4
TOTAL		68-33	1663/24.5	246-612	.402	124-342	.363	92-115	.800	31	157	188	2.8	112-0	66	75	7	44	708	10.4

Single Game Highs

Statistic	Value	
Points	30	at Syracuse 02/28/23
Rebounds	12	vs Mississippi St. 11/28/23
Assists	4	vs Syracuse 01/21/23
Steals	3	at North Carolina 12/10/22, at Notre Dame 01/10/23
Blocks	2	vs UMass Lowell 11/14/23
FG Made	10	at Syracuse 02/28/23
FG Attempts	24	vs Howard 11/09/23
3FG Made	7	at Syracuse 02/28/23
3FG Attempts	14	at Syracuse 02/28/23
FT Made	8	vs Howard 11/09/23, vs Mississippi St. 11/28/23
FT Attempts	13	vs Howard 11/09/23



**Georgia Tech Men's Basketball
Individual Career Summaries
All games**

MURPHY, Carter

SEASON	TEAM	GP-GS	MIN/AVG	Field Goals		3-Point		F-Throws		Rebounds				Other					Scoring	
				FG-FGA	FG%	3FG-3FGA	3FG%	FT-FTA	FT%	OFF	DEF	TOT	AVG	PF-FO	A	TO	BLK	STL	PTS	AVG
2019-20	USAFA	13-0	57/4.4	8-17	.471	8-16	.500	7-8	.875	0	8	8	0.6	3-0	5	1	0	4	31	2.4
2020-21	USAFA	8-5	172/21.5	10-28	.357	5-19	.263	8-8	1.000	2	14	16	2.0	21-1	9	10	2	6	33	4.1
2021-22	USAFA	18-1	225/12.5	24-58	.414	10-35	.286	2-3	.667	2	26	28	1.6	31-1	9	7	1	8	60	3.3
2022-23	USAFA	31-2	549/17.7	87-174	.500	16-57	.281	34-41	.829	8	46	54	1.7	54-0	34	37	6	21	224	7.2
2023-24	GaTech	3-0	22/7.2	2-5	.400	2-5	.400	0-0	.000	0	5	5	1.7	4-0	0	0	2	0	6	2.0
TOTAL FOR GaTech		3-0	22/7.2	2-5	.400	2-5	.400	0-0	.000	0	5	5	1.7	4-0	0	0	2	0	6	2.0
TOTAL		73-8	1025/14.0	131-282	.465	41-132	.311	51-60	.850	12	99	111	1.5	113-2	57	55	11	39	354	4.8

Single Game Highs

Statistic	Value	
Points	19	at UNLV 03/08/23
Rebounds	6	vs New Mexico 02/24/21
Assists	5	at UNLV 03/08/23
Steals	5	at UNLV 02/24/23
Blocks	2	vs Ark.-Pine Bluff 11/30/22, at UNLV 02/24/23, at Cincinnati 11/22/23
FG Made	8	vs New Mexico 02/10/23
FG Attempts	12	vs New Mexico 02/10/23, at Utah St. 02/14/23, vs San Jose St. 03/04/23
3FG Made	4	vs JWU (Denver) 12/17/19
3FG Attempts	5	at Colorado St. 03/01/21, vs Fresno St. 02/22/22, at Bowling Green 11/07/22
FT Made	6	at UNLV 03/08/23
FT Attempts	6	vs Wyoming 01/17/23, at UNLV 03/08/23

NDONGO, Baye

SEASON	TEAM	GP-GS	MIN/AVG	Field Goals		3-Point		F-Throws		Rebounds				Other					Scoring	
				FG-FGA	FG%	3FG-3FGA	3FG%	FT-FTA	FT%	OFF	DEF	TOT	AVG	PF-FO	A	TO	BLK	STL	PTS	AVG
2023-24	GaTech	2-2	42/21.2	4-14	.286	0-1	.000	2-5	.400	6	8	14	7.0	3-0	3	8	4	3	10	5.0
TOTAL		2-2	42/21.2	4-14	.286	0-1	.000	2-5	.400	6	8	14	7.0	3-0	3	8	4	3	10	5.0

Single Game Highs

Statistic	Value	
Points	8	at Cincinnati 11/22/23
Rebounds	8	at Cincinnati 11/22/23
Assists	3	vs Mississippi St. 11/28/23
Steals	2	vs Mississippi St. 11/28/23
Blocks	3	at Cincinnati 11/22/23
FG Made	3	at Cincinnati 11/22/23
FG Attempts	7	at Cincinnati 11/22/23, vs Mississippi St. 11/28/23
3FG Attempts	1	vs Mississippi St. 11/28/23
FT Made	2	at Cincinnati 11/22/23
FT Attempts	5	at Cincinnati 11/22/23



**Georgia Tech Men's Basketball
Individual Career Summaries
All games**

NICHOLS, Emmer

				Field Goals		3-Point		F-Throws		Rebounds				Scoring							
SEASON	TEAM	GP-GS	MIN/AVG	FG-FGA	FG%	3FG-3FGA	3FG%	FT-FTA	FT%	OFF	DEF	TOT	AVG	PF-FO	A	TO	BLK	STL	PTS	AVG	
2023-24	GaTech	1-0	2/2.2	0-0	.000	0-0	.000	0-0	.000	0	1	1	1.0	0-0	0	0	0	0	0	0	0.0
TOTAL		1-0	2/2.2	0-0	.000	0-0	.000	0-0	.000	0	1	1	1.0	0-0	0	0	0	0	0	0	0.0

Single Game Highs

Statistic	Value
Rebounds	1 at Cincinnati 11/22/23

REEVES, Kowacie

				Field Goals		3-Point		F-Throws		Rebounds				Scoring						
SEASON	TEAM	GP-GS	MIN/AVG	FG-FGA	FG%	3FG-3FGA	3FG%	FT-FTA	FT%	OFF	DEF	TOT	AVG	PF-FO	A	TO	BLK	STL	PTS	AVG
2021-22	UF	29-10	451/15.6	50-132	.379	32-96	.333	27-36	.750	14	28	42	1.4	25-0	11	18	4	14	159	5.5
2022-23	UF	31-7	599/19.3	93-247	.377	34-130	.262	44-62	.710	12	70	82	2.6	42-1	17	34	6	17	264	8.5
2023-24	GaTech	5-5	164/32.8	17-40	.425	5-17	.294	15-16	.938	6	16	22	4.4	5-0	7	5	8	5	54	10.8
TOTAL FOR GaTech		5-5	164/32.8	17-40	.425	5-17	.294	15-16	.938	6	16	22	4.4	5-0	7	5	8	5	54	10.8
TOTAL		65-22	1214/18.7	160-419	.382	71-243	.292	86-114	.754	32	114	146	2.2	72-1	35	57	18	36	477	7.3

Single Game Highs

Statistic	Value
Points	21 vs Texas A&M 03/10/22
Rebounds	7 vs Howard 11/09/23
Assists	3 vs Florida A&M 11/30/22, vs Georgia 01/07/23, vs Ga. Southern 11/06/23
Steals	3 at Xavier 03/20/22, vs Ga. Southern 11/06/23
Blocks	3 at Cincinnati 11/22/23
FG Made	8 vs Florida A&M 11/30/22
FG Attempts	14 vs Florida A&M 11/30/22, at Auburn 12/28/22
3FG Made	4 vs Ohio 12/14/22
3FG Attempts	8 4 times
FT Made	6 vs Texas A&M 03/10/22
FT Attempts	8 vs Texas A&M 03/10/22



SACKO, Ibrahima

				Field Goals		3-Point		F-Throws		Rebounds									Scoring	
SEASON	TEAM	GP-GS	MIN/AVG	FG-FGA	FG%	3FG-3FGA	3FG%	FT-FTA	FT%	OFF	DEF	TOT	AVG	PF-FO	A	TO	BLK	STL	PTS	AVG
2023-24	GaTech	5-0	81/16.2	3-9	.333	1-5	.200	1-4	.250	5	16	21	4.2	11-0	1	4	1	6	8	1.6
TOTAL		5-0	81/16.2	3-9	.333	1-5	.200	1-4	.250	5	16	21	4.2	11-0	1	4	1	6	8	1.6

Single Game Highs

Statistic	Value	
Points	3	at Cincinnati 11/22/23
Rebounds	8	vs UMass Lowell 11/14/23
Assists	1	vs UMass Lowell 11/14/23
Steals	3	vs UMass Lowell 11/14/23
Blocks	1	vs Mississippi St. 11/28/23
FG Made	1	vs UMass Lowell 11/14/23, at Cincinnati 11/22/23, vs Mississippi St. 11/28/23
FG Attempts	3	vs Ga. Southern 11/06/23, at Cincinnati 11/22/23
3FG Made	1	at Cincinnati 11/22/23
3FG Attempts	3	at Cincinnati 11/22/23
FT Made	1	vs Howard 11/09/23
FT Attempts	2	vs Howard 11/09/23, vs UMass Lowell 11/14/23

STURDIVANT, Kyle

				Field Goals		3-Point		F-Throws		Rebounds									Scoring	
SEASON	TEAM	GP-GS	MIN/AVG	FG-FGA	FG%	3FG-3FGA	3FG%	FT-FTA	FT%	OFF	DEF	TOT	AVG	PF-FO	A	TO	BLK	STL	PTS	AVG
2019-20	USC	21-0	175/8.3	16-46	.348	3-14	.214	8-9	.889	4	20	24	1.1	10-0	25	22	1	5	43	2.0
2020-21	GaTech	26-0	308/11.8	32-74	.432	8-22	.364	18-23	.783	2	22	24	0.9	27-0	27	17	2	6	90	3.5
2021-22	GaTech	32-28	808/25.2	89-216	.412	26-78	.333	39-50	.780	7	74	81	2.5	55-2	73	38	2	30	243	7.6
2022-23	GaTech	33-21	788/23.9	103-262	.393	36-112	.321	41-59	.695	7	69	76	2.3	60-0	110	53	3	24	283	8.6
2023-24	GaTech	5-0	100/20.0	18-40	.450	3-10	.300	6-8	.750	2	8	10	2.0	12-0	17	7	0	3	45	9.0
TOTAL FOR GaTech		96-49	2003/20.9	242-592	.409	73-222	.329	104-140	.743	18	173	191	2.0	154-2	227	115	7	63	661	6.9
TOTAL		117-49	2178/18.6	258-638	.404	76-236	.322	112-149	.752	22	193	215	1.8	164-2	252	137	8	68	704	6.0

Single Game Highs

Statistic	Value	
Points	20	at Syracuse 02/28/23
Rebounds	8	vs Alabama St. 12/17/22
Assists	10	vs Louisville 02/25/23
Steals	4	at Clemson 03/02/22
Blocks	1	8 times
FG Made	7	4 times
FG Attempts	16	at Louisville 02/01/23
3FG Made	3	vs Alabama St. 12/17/22, at NC State 02/04/23, vs Virginia Tech 02/15/23
3FG Attempts	9	at Louisville 02/01/23
FT Made	6	vs Clayton St. 11/07/22
FT Attempts	8	vs Clayton St. 11/07/22



**Georgia Tech Men's Basketball
Individual Career Summaries
All games**

TERRY, Lance

SEASON	TEAM	GP-GS	MIN/AVG	Field Goals		3-Point		F-Throws		Rebounds				Scoring						
				FG-FGA	FG%	3FG-3FGA	3FG%	FT-FTA	FT%	OFF	DEF	TOT	AVG	PF-FO	A	TO	BLK	STL	PTS	AVG
2019-20	GW	15-0	161/10.7	18-49	.367	13-38	.342	4-7	.571	0	22	22	1.5	21-0	5	13	3	7	53	3.5
2020-21	GW	9-6	201/22.4	31-64	.484	18-41	.439	23-25	.920	3	15	18	2.0	22-0	5	8	1	5	103	11.4
2021-22	GW	31-31	972/31.4	158-344	.459	57-163	.350	69-85	.812	26	80	106	3.4	69-1	37	44	12	32	442	14.3
2022-23	GaTech	29-21	857/29.6	106-252	.421	47-121	.388	35-43	.814	15	67	82	2.8	59-2	36	27	6	18	294	10.1
TOTAL FOR GaTech		29-21	857/29.6	106-252	.421	47-121	.388	35-43	.814	15	67	82	2.8	59-2	36	27	6	18	294	10.1
TOTAL		84-58	2191/26.1	313-709	.441	135-363	.372	131-160	.819	44	184	228	2.7	171-3	83	92	22	62	892	10.6

Single Game Highs

Statistic	Value	
Points	26	at Hampton 12/30/20
Rebounds	7	4 times
Assists	4	at USC Upstate 02/26/22
Steals	3	at East Carolina 12/04/21, at Florida St. 01/07/23
Blocks	2	at UNLV 11/10/21, at N.C. Central 12/15/21, at Longwood 01/15/22
FG Made	8	7 times
FG Attempts	19	at Florida St. 12/21/20
3FG Made	7	at Syracuse 02/28/23
3FG Attempts	11	vs Louisville 02/25/23
FT Made	9	at Hampton 12/30/20
FT Attempts	9	at Hampton 12/30/20, at Campbell 02/09/22



2023-24 BOX SCORES

Official Basketball Box Score - Final													Game Time: 7:30 PM						
Ga. Southern at Georgia Tech													Game Duration: 2:01						
11/09/23 McCarren Pavilion, Atlanta													Attendance: 3,414						
2023-24 Men's Basketball													Officials: Ron Groover, Jamie Rineau, Joe Switzer						
Ga. Southern - 62													Record: 0-1						
NO. Name	Min	FG	3P	FT	Rebounds	Fouls	TP	AS	TO	ST	Blocks	+/-	Shooting By Period						
1 Cam Bryant	F 20:50	3-8	1-3	1-1	0 2 2	4 3	8	1	5	1	0	0	-11	1st FG%	10-30	33.3%	3PT%	4-12	33.3%
10 Carlos Curry	F 14:49	3-5	2-2	1-2	1 3 4	4 1	9	0	0	2	0	-3	FT%	7-9	77.8%	2nd FG%	13-27	48.1%	
25 Avantae Parker	F 22:15	2-4	0-1	1-2	0 0 0	4 3	5	0	1	0	0	-18	3PT%	2-10	20.0%	3PT%	3-4	75%	
0 Malik Tidwell	G 38:44	2-10	0-5	1-2	1 2 3	1 1	5	4	2	1	0	-20	GMFG%	23-57	40.4%	3PT%	6-22	27.3%	
5 Derrick Harris Jr.	G 04:38	0-2	0-1	0-0	0 1 1	1 0	0	0	0	0	0	1	FT%	10-13	76.9%	FT%	10-13	76.9%	
11 Jamar Franklin	31:16	6-13	1-3	4-4	1 2 3	3 2	17	0	2	1	0	-2	Dead Ball Rebounds: 2, 1						
12 Tyren Moore	19:31	4-9	2-5	0-0	1 3 4	4 1	10	1	3	1	0	-15	Technical Fouls: NONE						
14 Collin Kuhl	19:18	2-3	0-0	2-2	3 2 5	0 3	6	0	0	0	0	-7	Totals						
23 Nate Brafford	25:29	1-3	0-2	0-0	0 0 0	5 2	2	0	1	0	0	-19	23-57	6-22	10-13	11 22 33	23 14 62	6 18 5	2 4 -22
13 Eren Banks	03:10	0-0	0-0	0-0	0 0 0	0 0	0	0	0	0	0	-2	Technical Fouls: Moore 1 5:49 Bryant 2 14:40 Franklin 2 11:19						
Team					4 2 6	0	0	0	0	0	0		Technical Fouls: Kelly 1 5:49 Coleman 2 11:19						
Totals					23-57	6-22	10-13	11 22 33	23 14 62	6 18 5	2 4 -22								

Official Basketball Box Score - Final													Game Time: 7:30 PM						
Georgia Tech - 84													Game Duration: 2:10						
11/09/23 McCarren Pavilion, Atlanta													Attendance: 3,414						
2023-24 Men's Basketball													Officials: Ron Groover, Jamie Rineau, Joe Switzer						
Georgia Tech - 84													Record: 1-0						
NO. Name	Min	FG	3P	FT	Rebounds	Fouls	TP	AS	TO	ST	Blocks	+/-	Shooting By Period						
5 Tafara Gapare	F 15:55	1-6	0-1	0-0	1 0 1	2 0	2	0	1	1	3	-3	1st FG%	10-30	33.3%	3PT%	4-15	26.7%	
12 Tyzhaun Claude	F 29:50	3-8	0-2	4-6	5 5 10	0 5	10	3	0	2	0	14	FT%	8-15	53.3%	2nd FG%	17-30	56.7%	
13 Miles Kelly	G 30:29	9-18	4-9	3-5	2 3 5	3 5	25	3	2	2	0	17	3PT%	9-14	64.3%	3PT%	9-14	64.3%	
14 Kowacie Reeves	G 32:42	4-7	3-5	4-4	1 2 3	1 1	5	3	3	1	0	14	GMFG%	27-60	45.0%	3PT%	13-29	44.8%	
24 Amaree Abram	G 16:39	1-4	1-3	2-4	0 2 2	1 1	5	2	3	0	0	2	FT%	17-27	63.0%	FT%	17-27	63.0%	
1 Kyle Sturdivant	27:43	3-5	2-3	0-0	0 4 4	2 0	8	6	1	1	0	25	Dead Ball Rebounds: 5, 2						
10 Ebenezer Dowuona	08:22	1-2	0-0	0-1	3 1 4	3 1	2	0	0	0	0	1	Technical Fouls: NONE						
3 Dallan "Deebo" Coleman	25:49	5-7	3-5	4-7	2 0 0	2 5	17	0	0	0	0	25	Totals						
23 Ibrahim Sacko	12:31	0-3	0-1	0-0	2 2 4	2 0	0	0	2	1	0	15	27-60	13-29	17-27	15 22 37	16 20 84	17 13 10	4 2 22
Team					1 3 4	0	0	2	0	2	0		Technical Fouls: Kelly 1 5:49 Coleman 2 11:19						
Totals					27-60	13-29	17-27	15 22 37	16 20 84	17 13 10	4 2 22								

Biggest lead		Points from		Period by Period Scoring	
GoSo	GaTech	Turnovers	GoSo	GaTech	1st 2nd TOT
6 (1 st 15:09)	22 (2 nd 0:45)	11	19	31	31 62
Best Scoring Run	7 (1 st 15:09)	Paint	30	26	32 52 84
Lead Changes	13	Second Chance	13	14	
Times Tied	6	Fast Breaks	4	10	
Time with Lead	11:31	Bench	35	27	

Official Basketball Box Score - Final													Game Time: 7:30 PM						
Howard at Georgia Tech													Game Duration: 2:14						
11/09/23 McCarren Pavilion, Atlanta													Attendance: 3,002						
2023-24 Men's Basketball													Officials: Tod Valentine, Tony Henderson, Michael Roberts						
Howard - 85													Record: 1-1						
NO. Name	Min	FG	3P	FT	Rebounds	Fouls	TP	AS	TO	ST	Blocks	+/-	Shooting By Period						
2 Dom Campbell	F 18:23	2-6	0-0	0-0	3 1 4	5 1	4	0	1	0	0	-1	1st FG%	18-31	58.1%	3PT%	3-9	33.3%	
22 Shy Odum	F 37:10	9-17	0-2	4-6	1 6 7	2 4	22	4	3	1	1	-5	FT%	8-16	50%	2nd FG%	12-29	41.4%	
0 Marcus Dockery	G 34:44	3-13	1-8	0-0	1 4 5	1 2	7	4	2	0	0	1	3PT%	11-19	57.9%	3PT%	11-12	91.7%	
3 Isiah Warfield	G 31:09	2-3	1-2	4-5	1 6 7	1 3	9	0	3	2	0	-2	GMFG%	30-60	50.0%	3PT%	6-21	28.6%	
34 Bryce Harris	G 30:35	7-11	0-3	3-6	5 3 8	5 4	17	2	2	0	3	0	FT%	19-29	67.9%	FT%	19-29	67.9%	
4 Miles Stewart	05:38	0-0	0-0	1-2	0 1 1	1 1	1	0	0	0	0	5	Dead Ball Rebounds: 7, 1						
30 Joshua Strong	28:16	5-8	3-5	5-7	0 2 2	1 3	18	1	1	0	0	-8	Technical Fouls: NONE						
23 Jordan Hairston	14:05	2-2	1-1	2-2	0 2 2	3 1	7	0	1	1	0	-6	Totals						
Team					0 1 1	0	0	1	0	1	0		30-60	6-21	19-28	11 26 37	19 19 85	11 14 5	6 3 -3
Totals					30-60	6-21	19-28	11 26 37	19 19 85	11 14 5	6 3 -3		Technical Fouls: NONE						

Official Basketball Box Score - Final													Game Time: 7:30 PM						
Georgia Tech - 88													Game Duration: 2:11						
11/09/23 McCarren Pavilion, Atlanta													Attendance: 3,002						
2023-24 Men's Basketball													Officials: Tod Valentine, Tony Henderson, Michael Roberts						
Georgia Tech - 88													Record: 2-0						
NO. Name	Min	FG	3P	FT	Rebounds	Fouls	TP	AS	TO	ST	Blocks	+/-	Shooting By Period						
5 Tafara Gapare	F 09:37	0-2	0-0	0-0	0 2 2	3 0	0	0	1	1	0	-4	1st FG%	17-42	40.5%	3PT%	2-9	22.2%	
12 Tyzhaun Claude	F 27:32	8-15	1-2	2-4	3 3 6	5 2	19	3	1	1	0	9	FT%	5-8	62.5%	2nd FG%	17-35	48.6%	
13 Miles Kelly	G 35:15	9-24	1-5	8-13	4 2 6	1 8	27	2	0	1	0	2	3PT%	2-9	22.2%	3PT%	11-19	57.9%	
14 Kowacie Reeves	G 35:04	6-10	1-4	2-3	3 4 7	0 3	15	2	1	1	0	6	GMFG%	34-77	44.2%	3PT%	4-18	22.2%	
24 Amaree Abram	G 20:23	2-8	0-2	2-3	2 2 4	1 2	6	3	1	1	0	1	FT%	16-27	59.3%	FT%	16-27	59.3%	
1 Kyle Sturdivant	22:08	5-12	0-1	1-1	1 1 2	3 1	11	2	0	0	0	1	Dead Ball Rebounds: 5, 0						
3 Dallan "Deebo" Coleman	28:16	3-5	1-2	0-1	1 3 4	3 1	7	0	0	1	0	4	Technical Fouls: NONE						
10 Ebenezer Dowuona	05:54	1-1	0-0	0-0	1 0 1	1 0	2	0	0	0	0	-2	Totals						
4 Carter Murphy	02:59	0-0	0-0	0-0	0 0 0	1 0	0	0	0	0	0	-2	34-77	4-16	16-27	22 21 43	19 19 88	12 7 6	3 6 3
23 Ibrahim Sacko	12:52	0-0	0-0	1-2	0 3 3	2 1	0	0	1	0	0	-5	Technical Fouls: NONE						
Team					7 1 8	0	0	1	0	1	0								
Totals					34-77	4-16	16-27	22 21 43	19 19 88	12 7 6	3 6 3								

Biggest lead		Points from		Period by Period Scoring	
Howard	GaTech	Turnovers	Howard	GaTech	1st 2nd TOT
14 (2 nd 16:55)	6 (2 nd 0:08)	6	17	41	47 88
Best Scoring Run	11 (2 nd 17:55)	Paint	46	50	
Lead Changes	8	Second Chance	11	16	
Times Tied	5	Fast Breaks	12	13	
Time with Lead	30:31	Bench	26	21	

Official Basketball Box Score - Final													Game Time: 7:30 PM						
UMass Lowell at Georgia Tech													Game Duration: 2:10						
11/14/23 McCarren Pavilion, Atlanta													Attendance: 3,778						
2023-24 Men's Basketball													Officials: Jamie Luckie, Raymie Syons, Kellen Mirer						
UMass Lowell - 74													Record: 3-0						
NO. Name	Min	FG	3P	FT	Rebounds	Fouls	TP	AS	TO	ST	Blocks	+/-	Shooting By Period						
10 Max Brooks	F 27:22	2-7	0-0	1-2	2 7 9	4 2	5	2	1	4	2	15	1st FG%	11-34	32.4%	3PT%	0-8	0.0%	
12 Abdoul Karim Coulibaly	F 23:10	7-12	0-0	2-2	4 5 9	4 3	16	0	0	1	0	15	FT%	1-3	33.3%	2nd FG%	17-33	51.5%	
1 Brayden O'Connor	G 36:25	6-9	1-3	5-6	0 5 5	1 4	18	0	1	2	0	9	3PT%	2-7	28.6%	3PT%	2-7	28.6%	
2 Ayinde Hikim	G 36:40	9-24	1-5	5-5	0 3 3	2 6	24	3	1	1	0	10	FT%	15-16	93.8%	GMFG%	28-67	41.8%	
4 Yuri Covington	G 15:26	0-2	0-2	0-0	0 0 0	1 0	0	0	0	0	0	0	FT%	16-19	84.2%	FT%	16-19	84.2%	
5 Anthony Maxwell	13:15	0-3	0-1	0-0	0 1 1	2 2	0	0	0	0	0	-14	Dead Ball Rebounds: 2, 1						
23 Cam Morris II	21:10	3-5	0-0	1-1	3 4 7	3 2	7	2	3	0	0	-12	Technical Fouls: NONE						
11 Andres Fulgencio	18:14	0-2	0-2	2-2	0 3 3	2 1	2	2	0	1	0	-1	Totals						
3 Quinton Mincey	08:18	1-3	0-2	0-1	2 1 3	1 2	0	1	0	0	0	-12	28-67	2-15	16-19	13 29 42	19 22 74	12 10 7	6 6 3
Team					2 0 2	0	0	1	0	1	0		Technical Fouls: NONE						
Totals					28-67	2-15	16-19	13 29 42	19 22 74	12 10 7	6 6 3								

Official Basketball Box Score - Final													Game Time: 7:30 PM			
Georgia Tech - 71													Game Duration: 2:11			
11/14/23 McCarren Pavilion, Atlanta													Attendance: 3,778			
2023-24 Men's Basketball													Officials: Jamie Luckie, Raymie Syons, Kellen Mirer			
Georgia Tech - 71													Record: 2-4			
NO. Name	Min	FG	3P	FT	Rebounds	Fouls	TP	AS	TO	ST	Blocks	+/-	Shooting By Period			
5 Tafara Gapare	F 13:32	0-1	0-1	0-0	1 2 3	3 1	0	1	2	0	1	-17	1			

2023-24 BOX SCORES



Official Basketball Box Score - Final
Mississippi St. at Georgia Tech
11/29/23 McCallie Pavilion, Atlanta
2023-24 Men's Basketball

Game Time: 7:00 PM
Game Duration: 1:56
Attendance: 3,913

Officials: Jamie Luckie, Lee Cassell, Tony Henderson

Mississippi St. - 59

Record: 6-1

NO.	Name	Min	FG		3P		FT		Rebounds		Fouls		TP	AS	TO	ST	Blocks		+/-
			M-A	M-A	M-A	M-A	OR	DR	TOT	PF	FD	BS					BA		
0	D.J. Jeffries	F 32:57	4-9	1-5	1-1	1	5	6	3	1	10	0	1	2	0	0	0	-4	
4	Cameron Matthews	F 30:15	1-3	0-1	0-2	3	3	6	5	1	2	1	2	1	2	1	1	0	-2
15	Jimmy Bell Jr.	F 28:19	2-4	0-0	2-3	4	9	13	3	5	6	2	1	1	0	1	0	-16	
10	Dashawn Davis	G 22:29	3-10	1-4	5-6	1	2	3	3	7	12	1	4	3	0	0	-6		
11	Trey Fort	G 12:11	2-10	1-4	0-0	1	0	1	1	0	5	0	1	1	0	0	-5		
13	Josh Hubbard	30:06	6-18	3-10	2-2	0	4	4	1	2	17	1	0	0	0	2	1		
3	Shakael Moore	15:57	1-5	0-1	2-2	1	2	3	0	2	4	0	2	0	0	2	-5		
5	Shawn Jones, Jr.	23:06	1-6	1-5	0-0	2	1	3	3	1	3	0	0	0	1	0	3		
34	Gai Chol	02:25	0-0	0-0	0-0	0	0	0	0	1	0	0	0	0	0	0	1		
12	KeShawn Murphy	02:15	0-0	0-0	0-0	0	0	0	0	0	0	0	0	0	0	0	-7		
Team						1	3	4											
Totals			20-65	7-30	12-16	14	29	43	19	20	59	5	13	8	2	5	-8		

Shooting By Period		
1st FG%	10-33	30.3%
3PT%	2-10	20.0%
FT%	4-5	80%
2nd FG%	10-32	31.3%
3PT%	5-20	25.0%
FT%	8-11	72.7%
GM FG%	20-65	30.8%
3PT%	7-30	23.3%
FT%	12-16	75.0%

Dead Ball Rebounds: 2, 1

Georgia Tech - 67

Record: 3-2

NO.	Name	Min	FG		3P		FT		Rebounds		Fouls		TP	AS	TO	ST	Blocks		+/-
			M-A	M-A	M-A	M-A	OR	DR	TOT	PF	FD	BS					BA		
11	Baye Ndongo	F 18:19	1-7	0-1	0-0	3	3	6	3	0	2	3	1	2	1	0	1		
10	Ebenezer Dowuona	C 18:16	1-1	0-0	0-0	1	1	2	2	0	2	0	1	1	1	0	10		
2	Naithan George	G 31:46	4-10	0-3	3-5	1	3	4	2	3	11	1	3	0	1	0	2		
13	Miles Kelly	G 34:22	5-16	4-9	8-10	3	9	12	3	7	22	1	2	0	0	1	8		
14	Kowacie Reeves	G 32:44	2-10	0-3	2-2	1	5	6	2	3	6	1	1	0	1	0	2		
1	Kyle Sturdivant	12:08	4-7	1-2	3-4	1	2	3	3	2	12	0	3	2	0	0	3		
3	Dallan "Deebo" Coleman	28:10	2-7	2-7	0-0	1	3	4	1	2	6	2	0	0	0	1	11		
12	Tyzaun Claude	08:31	0-1	0-1	1-2	0	1	1	3	1	1	0	0	0	0	0	4		
23	Ibrahima Sacko	11:16	1-1	0-0	0-0	0	3	3	0	1	2	0	0	2	1	0	-3		
4	Carter Murphy	04:28	1-1	1-1	0-0	0	1	1	1	0	3	0	0	0	0	0	2		
Team						1	2	3											
Totals			21-61	8-27	17-23	12	33	45	20	19	67	8	12	7	5	2	8		

Shooting By Period		
1st FG%	14-29	48.3%
3PT%	6-15	40.0%
FT%	5-7	71.4%
2nd FG%	7-32	21.9%
3PT%	2-12	16.7%
FT%	12-16	75%
GM FG%	21-61	34.4%
3PT%	8-27	29.6%
FT%	17-23	73.9%

Dead Ball Rebounds: 4, 0

Technical Fouls: NONE

		MissSt	GaTech
Biggest lead		0 (1 st 20:00)	16 (2 nd 14:16)
Best Scoring Run		8 (2 nd 2:44)	9 (2 nd 18:29)
Lead Changes		0	0
Times Tied		2	0
Time with Lead		00:00	38:01

		MissSt	GaTech
Points from Turnovers		5	16
Paint		26	20
Second Chance		13	5
Fast Breaks		8	8
Bench		24	24

Period by Period Scoring			
	1st	2nd	TOT
MissSt	26	33	59
GaTech	39	28	67

MISCELLANEOUS

Starting Lineups

Date	Opponent	Result	F	F	G	G	C	Lineup#	Record
N6	GEORGIA SOUTHERN	W, 84-62	Reeves, Jr.	Gapare	Kelly	Abram	Claude	1	1-0
N9	HOWARD	W, 88-85	Reeves, Jr.	Gapare	Kelly	Abram	Claude	1	2-0
N14	UMASS LOWELL	L, 71-74	Reeves, Jr.	Gapare	Kelly	Abram	Claude	1	2-1
N22	at Cincinnati	L, 54-89	Reeves, Jr.	Ndongo	Kelly	Abram	Claude	2	0-1
N28	MISSISSIPPI STATE	W, 67-59	Reeves, Jr.	Ndongo	Kelly	George	Dowuona	3	1-0
D2	DUKE								
D5	at Georgia								
D9	ALABAMA A&M								
D16	vs. Penn State								
D21	vs. Massachusetts								
D22	vs. Portland or Hawai'i								
D24	Diamond Head Classic								
J3	at Florida State								
J6	BOSTON COLLEGE								
J9	NOTRE DAME								
J13	at Duke								
J16	at Clemson								
J20	VIRGINIA								
J23	PITTSBURGH								
J27	at Virginia Tech								
J30	NORTH CAROLINA								
F3	at NC State								
F6	WAKE FOREST								
F10	at Louisville								
F14	at Notre Dame								
F17	SYRACUSE								
F21	CLEMSON								
F24	at Miami								
M2	FLORIDA STATE								
M5	at Wake Forest								
M9	at Virginia								
M12	ACC Tournament								

Specialty Stats (GT/Opp)

Date	Opponent	Paint	OffTO	2ndCh	FBreak	Bench
N6	GEORGIA SOUTHERN	26/30	19/11	14/13	10/4	27/35
N9	HOWARD	50/46	17/6	16/11	13/12	21/26
N14	UMASS LOWELL	38/44	12/14	24/13	7/8	40/11
N22	at Cincinnati	16/22	8/20	5/14	4/19	16/36
N28	MISSISSIPPI STATE	20/26	16/5	5/13	8/8	24/24
D2	DUKE					
D5	at Georgia					
D9	ALABAMA A&M					
D16	vs. Penn State					
D21	vs. Massachusetts					
D22	vs. Portland or Hawai'i					
D24	Diamond Head Classic					
J3	at Florida State					
J6	BOSTON COLLEGE					
J9	NOTRE DAME					
J13	at Duke					
J16	at Clemson					
J20	VIRGINIA					
J23	PITTSBURGH					
J27	at Virginia Tech					
J30	NORTH CAROLINA					
F3	at NC State					
F6	WAKE FOREST					
F10	at Louisville					
F14	at Notre Dame					
F17	SYRACUSE					
F21	CLEMSON					
F24	at Miami					
M2	FLORIDA STATE					
M5	at Wake Forest					
M9	at Virginia					
M12	ACC Tournament					

Miscellaneous

Date	Opponent	Uniform	Color	Tip	Large Lead	Large Deficit	Ties	Changes	Lead	GT	Opp	Game	1st GT Subs	On the Floor at the End
N6	GEORGIA SOUTHERN	White	GT	22	6	6	13	24:29	11:31	4:00	Sturdivant, Dowuona	16:05-1H	Sturdivant, Coleman, Kelly, Reeves, Sacko	
N9	HOWARD	White	GT	6	14	5	8	7:42	30:31	1:47	Sturdivant, Coleman, Dowuona	14:51-1H	Sturdivant, Coleman, Kelly, Reeves, Sacko	
N14	UMASS LOWELL	White	GT	8	11	3	4	19:05	18:02	2:53	Sturdivant, Coleman, Sacko	16:24-1H	Sturdivant, Coleman, Claude, Kelly, Reeves	
N22	at Cincinnati	Gold	UC	41	3	3	2	0:43	35:29	3:48	Sturdivant, Dowuona	16:19-1H	George, Murphy, Ndongo, Sacko, Nichols	
N28	MISSISSIPPI STATE	Gold	MSU	16	-	2	-	38:01	-	1:59	Sturdivant, Coleman	15:47-1H	George, Sturdivant, Coleman, Kelly, Reeves	
D2	DUKE													
D5	at Georgia													
D9	ALABAMA A&M													
D16	vs. Penn State													
D21	vs. Massachusetts													
D22	vs. Portland or Hawai'i													
D24	Diamond Head Classic													
J3	at Florida State													
J6	BOSTON COLLEGE													
J9	NOTRE DAME													
J13	at Duke													
J16	at Clemson													
J20	VIRGINIA													
J23	PITTSBURGH													
J27	at Virginia Tech													
J30	NORTH CAROLINA													
F3	at NC State													
F6	WAKE FOREST													
F10	at Louisville													
F14	at Notre Dame													
F17	SYRACUSE													
F21	CLEMSON													
F24	at Miami													
M2	FLORIDA STATE													
M5	at Wake Forest													
M9	at Virginia													
M12	ACC Tournament													

*alternate gold or white uniform

ROSTER AT-A-GLANCE

NUMERICAL

No.	Name	Pos.	Ht.	Wt.	Cl.	Exp.	Hometown	High School/College
0	Lance Terry	G	6-3	198	Sr.*	1VL	College Park, Ga.	The Heritage School (Ga.) / Gardner-Webb
1	Kyle Sturdivant	G	6-3	195	Sr.*	3VL	Norcross, Ga.	Norcross HS / Southern California
2	Naithan George	G	6-3	180	Fr.	HS	Toronto, Ontario	Dream City Christian School (Glendale, Ariz.)
3	Dallan "Deebo" Coleman	G	6-6	210	Jr.	2VL	Memphis, Tenn.	West Nassau HS (Callahan, Fla.)
4	Carter Murphy	G	6-4	205	Sr.#	TR	Phoenix, Ariz.	Arcadia HS / Air Force Academy
5	Tafara Gapare	F	6-9	206	So.	TR	Wellington, New Zealand	South Kent School (Conn.) / Massachusetts
10	Ebenezer Dowuona	C	6-11	230	Sr.	TR	Accra, Ghana	The Heritage School (Ga.) / NC State
11	Baye Ndongo	F	6-9	214	Fr.	HS	Mboro, Senegal	Putnam (Conn.) Science Academy
12	Tyzaun Claude	F	6-7	226	Sr.#	TR	Goldboro, N.C.	Moravian Prep / Morehead State / Western Carolina
13	Miles Kelly	G	6-6	180	Jr.	2VL	Stone Mountain, Ga.	Parkview HS / Hargrave Military Academy (Va.)
14	Kowacie Reeves	G	6-7	202	Jr.	TR	Macon, Ga.	Westside HS / Florida
23	Ibrahima Sacko	G/F	6-6	225	Fr.	HS	Conakry, Guinea	J. Addison School (Markham, Ontario)
24	Amaree Abram	G	6-4	195	So.	TR	Port Arthur, Texas	Southern California Academy / Mississippi
30	Ibrahim Souare	F	6-9	214	Fr.	HS	Conakry, Guinea	Dream City Christian School (Glendale, Ariz.)
33	Marcos San Miguel	G	6-4	190	Fr.	HS	Atlanta, Ga.	Campbell HS
35	Emmer Nichols	F	6-6	215	r-Fr.	RS	Woodside, Calif.	Sacred Heart Preparatory School

ALPHABETICAL

No.	Name	Pos.	Ht.	Wt.	Cl.	Exp.	Hometown	High School/College
24	Amaree Abram	G	6-4	195	So.	TR	Port Arthur, Texas	Southern California Academy / Mississippi
12	Tyzaun Claude	F	6-7	226	Sr.#	TR	Goldboro, N.C.	Moravian Prep / Morehead State / Western Carolina
3	Dallan "Deebo" Coleman	G	6-6	210	Jr.	2VL	Memphis, Tenn.	West Nassau HS (Callahan, Fla.)
10	Ebenezer Dowuona	C	6-11	230	Sr.	TR	Accra, Ghana	The Heritage School (Ga.) / NC State
5	Tafara Gapare	F	6-9	206	So.	TR	Wellington, New Zealand	South Kent School (Conn.) / Massachusetts
2	Naithan George	G	6-3	180	Fr.	HS	Toronto, Ontario	Dream City Christian School (Glendale, Ariz.)
13	Miles Kelly	G	6-6	180	Jr.	2VL	Stone Mountain, Ga.	Parkview HS / Hargrave Military Academy (Va.)
4	Carter Murphy	G	6-4	205	Sr.#	TR	Phoenix, Ariz.	Arcadia HS / Air Force Academy
11	Baye Ndongo	F	6-9	214	Fr.	HS	Mboro, Senegal	Putnam (Conn.) Science Academy
35	Emmer Nichols	F	6-6	215	r-Fr.	RS	Woodside, Calif.	Sacred Heart Preparatory School
14	Kowacie Reeves	G	6-7	202	Jr.	TR	Macon, Ga.	Westside HS / Florida
23	Ibrahima Sacko	G/F	6-6	225	Fr.	HS	Conakry, Guinea	J. Addison School (Markham, Ontario)
33	Marcos San Miguel	G	6-4	190	Fr.	HS	Atlanta, Ga.	Campbell HS
30	Ibrahim Souare	F	6-9	214	Fr.	HS	Conakry, Guinea	Dream City Christian School (Glendale, Ariz.)
1	Kyle Sturdivant	G	6-3	195	Sr.*	3VL	Norcross, Ga.	Norcross HS / Southern California
0	Lance Terry	G	6-3	198	Sr.*	1VL	College Park, Ga.	The Heritage School (Ga.) / Gardner-Webb

*5th-year senior; #graduate transfer

Head Coach: Damon Stoudamire (Arizona, 1995), 1st season

Associate Head Coach: Karl Hobbs (Connecticut, 1984), 1st season

Assistant Coach: Terry Parker, Jr. (Louisiana Tech, 2006), 1st season

Assistant Coach: Pershin Williams (North Florida, 2005), 1st season

Assistant Coach: Nate Babcock (Wisconsin-Eau Claire, 2009), 1st season

Assistant Coach: Bonzi Wells (Ball State, 1998), 1st season

Director of Player Personnel: Matt Holt (Northeastern, 2011), 1st season

Director of Scouting: Hayden Sheridan (Arizona, 2016), 6th season

Associate Director of Player Personnel: B.J. Elder (Georgia Tech, 2014), 5th season

Director of Operations: Tyler Benson (St. Bonaventure, 2009), 8th season

Assistant Director of Operations: Taylor Ann Hendricks (Iowa State, 2020), 2nd season

Associate Director of Sports Medicine/Men's Basketball: Richard Stewart (Salisbury, 2005), 17th season

Director of Strength and Conditioning/Men's Basketball: Justin Landry (Cal State East Bay, 2012), 1st season

Recruiting and Operations Coordinator: Jake Alburtus (Western Michigan, 2020), 1st season

BY CLASS

Seniors: Tyzaun Claude, Ebenezer Dowuona, Carter Murphy, Kyle Sturdivant, Lance Terry

Juniors: Dallan "Deebo" Coleman, Miles Kelly, Kowacie Reeves

Sophomores: Amaree Abram, Tafara Gapare

Freshman: Naithan George, Baye Ndongo, Emmer Nichols, Ibrahima Sacko, Marcos San Miguel, Ibrahim Souare

BY STATE/COUNTRY

Arizona: Carter Murphy

California: Emmer Nichols

Canada: Naithan George

Georgia: Miles Kelly, Kowacie Reeves, Marcos San Miguel, Kyle Sturdivant, Lance Terry

Ghana: Ebenezer Dowuona

Guinea: Ibrahima Sacko, Ibrahim Souare

New Zealand: Tafara Gapare

North Carolina: Tyzaun Claude

Senegal: Baye Ndongo

Tennessee: Dallan "Deebo" Coleman

Texas: Amaree Abram

BY MAJOR

Business Administration: Amaree Abram, Dallan "Deebo" Coleman, Tafara Gapare, Miles Kelly, Ibrahima Sacko, Ibrahim Souare, Kyle Sturdivant

Computer Science: Marcos San Miguel

Economics/International Affairs: Emmer Nichols

History, Technology & Society: Tyzaun Claude, Ebenezer Dowuona, Kowacie Reeves, Lance Terry

Literature, Media & Communication: Baye Ndongo

Operations Research (MS): Carter Murphy

BY HEIGHT

6-3 Naithan George, Kyle Sturdivant, Lance Terry

6-4 Amaree Abram, Carter Murphy, Marcos San Miguel

6-6 Dallan "Deebo" Coleman, Miles Kelly, Emmer Nichols, Ibrahima Sacko

6-7 Tyzaun Claude, Kowacie Reeves

6-9 Tafara Gapare, Baye Ndongo, Ibrahim Souare

6-11 Ebenezer Dowuona

PRONUNCIATION GUIDE

McCamish Pavilion	Mc-CAM-ish
Amaree Abram	uh-MAR-ee
Tyzaun Claude	ty-ZHON
Dallan "Deebo" Coleman	DELL-un, DEE-bo
Ebenezer Dowuona	duh-WANNA
Tafara Gapare	tuh-FAR-uh-guh-PAR-ee
Baye Ndongo	BYE nDON-go
Kowacie Reeves	ko-WAY-see
Ibrahima Sacko	EE-bruh-HEE-muh SOCK-oh
Ibrahim Souare	EE-bruh-HEEM SWAR-ay (rhymes with soiree)
Kyle Sturdivant	STIR-de-vunt

RADIO/TV ROSTER



Amaree Abram
G • 6-4 • So.

24



Tyzhaun Claude
F • 6-7 • Grad Sr.

12



Dallan "Deebo" Coleman
G • 6-6 • Jr.

3



Ebenezer Dowuona
C • 6-11 • Sr.

10



Tafara Gapare
F • 6-9 • So.

5



Naithan George
G • 6-3 • Fr.

2



Miles Kelly
G • 6-6 • Jr.

13



Carter Murphy
G • 6-4 • Grad Sr.

4



Baye Ndongo
F • 6-9 • Fr.

11



Emmer Nichols
F • 6-6 • r-Fr.

35



Kowacie Reeves
G • 6-7 • Jr.

14



Ibrahima Sacko
F • 6-6 • Fr.

23




Marcos San Miguel
G • 6-4 • Fr.

33




Ibrahim Souare
F • 6-9 • Jr.

30



Kyle Sturdivant
G • 6-3 • 5th-yr. Sr.

1



Lance Terry
G • 6-2 • 5th-yr. Sr.

0



Damon Stoudamire
Head Coach



Karl Hobbs
Associate Head Coach



Terry Parker, Jr.
Assistant Coach



Pershin Williams
Assistant Coach




Nate Babcock
Assistant Coach



Bonzi Wells
Assistant Coach

GAME NOTES

RADIO/TV CHEAT SHEET



0

LANCE TERRY**Guard • 6-3 • 198 • Senior • College Park, Ga.**

Year	GP/GS	PPG	RPG	APG	FG%	3FG%	FT%
2023-24							
Season Highs		Pts: -	Reb: -	Ast: -	Min: -		
Career Highs		Pts: -	Reb: -	Ast: -	Min: -		

Notes

- Has not played this season due to injury
- Over the last 11 games of 2022-23 - 13.3 ppg, 43.4% FG, 43.3% 3pt FG, 77.8% FT
- Finished as Tech's top 3pt FG pct. at 38.8% in all games, 42.1% in ACC games
- Tech's No. 2 scorer in ACC games - 11.4 ppg, 42.1% FG, 74.2% FT; season-high 24 pts vs. Miami, Syracuse



1

KYLE STURDIVANT**Guard • 6-3 • 195 • Senior • Norcross, Ga.**

Year	GP/GS	PPG	RPG	APG	FG%	3FG%	FT%
2023-24	5/0	9.0	2.0	3.4	.450	.300	.750
Season Highs		Pts: 12	Reb: 4	Ast: 6	Min: 27:43		
Career Highs		Pts: 20	Reb: 8	Ast: 10	Min: 39:10		

Notes

- Averaging 20 minutes and 9.0 ppg off the bench this season, 17/7 assist/turnover ratio (No. 7 ACC)
- Three double-figure scoring games this season, season-high 12 vs. Mississippi State in 12 minutes
- Fourteen double-figure games in 2022-23, 10 in ACC games; 2.09/1 assist/turnover ratio
- In ACC games - 9.0 ppg, 3.3 apg, 39.3% FG, 30.3% 3pt FG



2

NAITHAN GEORGE**Guard • 6-3 • 180 • Freshman • Toronto, Ontario**

Year	GP/GS	PPG	RPG	APG	FG%	3FG%	FT%
2023-24	2/1	9.5	2.5	0.5	.438	.333	.600
Season Highs		Pts: 11	Reb: 4	Ast: 1	Min: 31:46		
Career Highs		Pts: 11	Reb: 4	Ast: 1	Min: 31:46		

Notes

- Played last 2 games after DNP the first 2, made Tech debut at Cincinnati, (15 minutes off the bench, 8 points)
- Started vs. Mississippi State and played 32 minutes, scoring 11 points with 4 rebounds
- Averaged 15 points, eight assists and five rebounds per game in 2022-23 at Dream City Christian Academy
- Named all-breakout player at Peach Jam, 10 ppg, 4.8 rpg, 3.7 apg, 27.2 mpg for Arizona Unity in 6 games



3

DALLAN "DEEBO" COLEMAN**Guard • 6-6 • 210 • Junior • Memphis, Tenn.**

Year	GP/GS	PPG	RPG	APG	FG%	3FG%	FT%
2023-24	5/0	10.8	2.8	0.6	.515	.440	.600
Season Highs		Pts: 24	Reb: 5	Ast: 2	Min: 31:32		
Career Highs		Pts: 24	Reb: 9	Ast: 8	Min: 40:00		

Notes

- Tech's top shooter by percentage through 5 games - 51.5% FG, 44.0% 3pt FG
- Hit a 3pt FG in 18 consecutive games before going 0-for-2 at Cincinnati
- One turnover in 127 minutes this season
- Career high 24 points vs. UMass Lowell (7-12 FG, 5-9 3pt FG)



4

CARTER MURPHY**Guard • 6-4 • 205 • Senior • Phoenix, Ariz.**

Year	GP/GS	PPG	RPG	BPG	FG%	3FG%	FT%
2023-24	2/0	2.0	1.7	0.0	.400	.400	.000
Season Highs		Pts: 3	Reb: 4	Ast: 0	Min: 14:17		
Career Highs		Pts: 19	Reb: 6	Ast: 5	Min: 40:00		

Notes

- Played in 3 games off the bench (7.2 minutes per game), hit a 3 in each of the last 2 games
- Graduate transfer from Air Force studying operations research at Georgia Tech
- Played in 31 games, starting 2, last season for the Falcons (7.2 ppg, 50% FG)
- Made eight starts in 70 games, averaging 5.0 ppg over 4 seasons at Air Force



5

TAFARA GAPARE**Forward • 6-9 • 206 • Sophomore • Wellington, New Zealand**

Year	GP/GS	PPG	RPG	BPG	FG%	3FG%	FT%
2023-24	3/3	0.7	2.0	0.3	.111	.000	.000
Season Highs		Pts: 2	Reb: 3	Blk: 1	Min: 15:55		
Career Highs		Pts: 15	Reb: 7	Blk: 5	Min: 24		

Notes

- Started first three games but averaged just 13 minutes, DNP last 2 games (inj)
- Long perimeter player who averaged 12.1 mpg as a freshman at UMass
- Led Minutemen in blocked shots (20) and went to the free throw line 40 times
- Name pronounced "tuh-FAR-uh guh-PAR-ee"



10

EBENEZER DOWUONA**Center • 6-11 • 230 • Senior • Accra, Ghana**

Year	GP/GS	PPG	RPG	BPG	FG%	3FG%	FT%
2023-24	5/1	1.6	1.6	0.6	.800	.000	.000
Season Highs		Pts: 2	Reb: 4	Blk: 1	Min: 18:16		
Career Highs		Pts: 11	Reb: 9	Blk: 8	Min: 46		

Notes

- Made first start against MSU, played season-high 18:16 (2 pts, 2 reb, 1 block, 1 steal)
- Former 4-star HS prospect who attended The Heritage School in Georgia, transfer from NC State
- Best season with Wolfpack was 2021-22, started 27 games, 4.1 ppg, 4.1 rpg, 1.7 blocks, 54 blocks
- Surname pronounced "duh-WANNA"



11

BAYE NDONGO**Forward • 6-9 • 214 • Freshman • Mboro, Senegal**

Year	GP/GS	PPG	RPG	BPG	FG%	3FG%	FT%
2023-24	2/2	5.0	7.0	2.0	.286	.000	.400
Season Highs		Pts: 8	Reb: 8	Blk: 3	Min: 24:02		
Career Highs		Pts: 8	Reb: 8	Blk: 3	Min: 24:02		

Notes

- Made his debut at Cincinnati, 8 pts, 8 reb in 24:02, after missing first 3 games with injury
- Four blocks in 2 games; had 3 assists, 1 block, 2 steals vs. Mississippi State
- Rated 4-star prospect by On3, 3-star by Rivals and 247Sports; attended Putnam (Conn.) Science Academy
- Last name pronounced "nDON-go" (pronounce the N with no vowel after)



12

TYZHAUN CLAUDE**Forward • 6-7 • 226 • Senior • Goldsboro, N.C.**

Year	GP/GS	PPG	RPG	APG	FG%	3FG%	FT%
2023-24	5/4	8.2	5.6	1.4	.429	.167	.556
Season Highs		Pts: 19	Reb: 10	Ast: 3	Min: 29:50		
Career Highs		Pts: 24	Reb: 17	Ast: 3	Min: 36		

Notes

- Tech's 3rd-leading rebounder, No. 8 ACC in offensive rebounds (2.4 per game)
- Double-double (10 pts/10 reb) vs. Georgia Southern, 19 pts (8-15 FG) vs. Howard
- Transfer from Western Carolina who also played two seasons at Morehead State (DNP due to injury in 2020-21)
- All-SoCon 3rd team, 15.4 points per game and led SoCon with 8.6 rebounds per game in 2022-23



13

MILES KELLY**Guard • 6-6 • 180 • Junior • Stone Mountain, Ga.**

Year	GP/GS	PPG	RPG	APG	FG%	3FG%	FT%
2023-24	5/5	19.4	6.6	1.6	.356	.281	.684
Season Highs		Pts: 27	Reb: 12	Ast: 3	Min: 35:15		
Career Highs		Pts: 30	Reb: 12	Ast: 4	Min: 40:00		

Notes

- Three 20-pt games this season, recorded first career double-double vs. Miss. St. (22 pts, 12 reb)
- Double digits in 12 straight games dating back to last season, averaged 19.4 ppg across those 12
- Career 36.3% shooter from three-point range, 80% from foul line
- Tech's scoring leader in 2022-23 (team-high 14.8 ppg in ACC games, 38.4% 3pt FG, 95.3% FT)



14

KOWACIE REEVES, JR.**Forward • 6-7 • 202 • Junior • Macon, Ga.**

Year	GP/GS	PPG	RPG	APG	FG%	3FG%	FT%
2023-24	5/5	10.8	4.4	1.4	.425	.294	.938
Season Highs		Pts: 15	Reb: 7	Ast: 3	Min: 35:04		
Career Highs		Pts: 21	Reb: 7	Ast: 3	Min: 35:04		

Notes

- One of 2 players to start all 5 games (also Kelly), leads Tech in minutes (32.8 per game, No. 8 ACC)
- Double figure points in 3 of 5 games, 92.9% FT, leads team in blocked shots (8)
- Former 4- and 5-star-rated recruit from Georgia who played two seasons at Florida before transferring to Tech
- First name pronounced "ko-WAY-see"



23

IBRAHIMA SACKO**Forward • 6-6 • 225 • Freshman • Conakry, Guinea**

Year	GP/GS	PPG	RPG	APG	FG%	3FG%	FT%
2023-24	5/0	1.6	4.2	0.2	.333	.200	.250
Season Highs		Pts: 3	Reb: 4	Ast: 0	Min: 23:51		
Career Highs		Pts: 3	Reb: 4	Ast: 0	Min: 23:51		

Notes

- Only freshman to see action in every game, 16.2 minutes per game, season-high 8 rebs vs. UMass Lowell
- Rated a top-3 player out of Canada by recruiting analyst Josh Millican
- Earned OSBA first-team all-star and defensive player of the year honors at J. Addison School in 2022-23
- Name pronounced "ee-bruh-HEE-muh SOCK-oh"



24

AMAREE ABRAM**Guard • 6-4 • 195 • Sophomore • Port Arthur, Texas**

Year	GP/GS	PPG	RPG	APG	FG%	3FG%	FT%
2023-24	4/4	5.0	3.0	1.8	.250	.200	.667
Season Highs		Pts: 7	Reb: 4	Ast: 3	Min: 20:23		
Career Highs		Pts: 26	Reb: 5	Ast: 5	Min: 38		

Notes

- Started first 4 games and averaged 16.0 minutes, scored in each game (DNP-CD vs. Mississippi State)
- Former four-star guard prospect out of Texas who transferred from Ole Miss following his freshman season
- Fourth on the team in scoring and second in assists, second on the team with 39 three pointers made
- First name pronounced "uh-MAR-ee"