



GEORGIA TECH BASKETBALL 2023-24

ACC Champions 1985, 1990, 1993, 2021 • Final Four 1990, 2004 • 17 NCAA Tournament appearances

2023-24 Schedule/Results

Date	Opponent	TV	Time
N1	CLARK ATLANTA (exh)	-	W, 91-75
N6	GEORGIA SOUTHERN	ACCNX	W, 84-62
N9	HOWARD	ACCNX	W, 88-85
N14	UMASS LOWELL	ACCNX	L, 71-74
N22	at Cincinnati	ESPN+	7 p.m.
N28	MISSISSIPPI STATE* (25/25)	ACCN	7 p.m.
D2	DUKE (9/9)	The CW	2:15 p.m.
D5	at Georgia	SECN	7:30 p.m.
D9	ALABAMA A&M	ACCN	4 p.m.
D16	vs. Penn State+	B1GN	12 p.m.
D21	vs. Massachusetts#	ESPN2	9 p.m.
D22	vs. Portland or Hawai'i#	ESPN2	11 p.m./1 a.m.
D24	Diamond Head Classic (3rd rd)#	tba	tba
J3	at Florida State	ACCN	7 p.m.
J6	BOSTON COLLEGE	ESPN2/U	4 p.m.
J9	NOTRE DAME	ESPN2/U	9 p.m.
J13	at Duke (9/9)	ACCN	5 p.m.
J16	at Clemson	ACCN	9 p.m.
J20	VIRGINIA (24/18)	ACCN	6 p.m.
J23	PITTSBURGH	ESPN2/U	7 p.m.
J27	at Virginia Tech	ACCN	5 p.m.
J30	NORTH CAROLINA (14/14)	ESPN2/U	7 p.m.
F3	at NC State	The CW	5:30 p.m.
F6	WAKE FOREST	ESPN2/U	7 p.m.
F10	at Louisville	ACCN	6:30 p.m.
F14	at Notre Dame	ACCN	7 p.m.
F17	SYRACUSE	The CW	5:30 p.m.
F21	CLEMSON	ACCN	7 p.m.
F24	at Miami (10/10)	ACCN	4 p.m.
M2	FLORIDA STATE	ESPN2/U	12 p.m.
M5	at Wake Forest	ACCN	9 p.m.
M9	at Virginia (24/18)	ACCN	8 p.m.
M12-16 ACC Tournament (Washington, D.C.)%			
*ACC/SEC Challenge; +Holiday Festival (Madison Square Garden, New York, N.Y.); #Diamond Head Classic (Honolulu, Hawai'i); %ACC Tournament (Washington, D.C.)			
All times Eastern; home games in ALL CAPS			

RADIO: Georgia Tech Sports Network by Legends Sports

Announcers	Andy Demetra, Randy Waters
Engineer	Miller Pope
Network station in Atlanta	680 AM / 93.7 FM
Satellite Radio	SiriusXM app, SiriusXM channel TBD
Online	GT Gameday App, Ramblinwreck.com
Tuneln	buzz.gt/LiveTuneln

Television ESPN+ / Big 12 NOW (live stream)

Announcers	Anthony Mazzini, Terry Nelson, Kelsey Conway
------------	--

COMMUNICATIONS

GTMBB contact	Mike Stamus
Phone	404-894-5445 (ofc), 404-218-9723 (cell)
E-mail	mstamus@athletics.gatech.edu

SOCIAL MEDIA: #StingEm

Official Twitter	@GTMBB
Facebook	gtmensbasketball
Instagram	gtmensbasketball

GEORGIA TECH (2-1, 0-0 ACC) vs. CINCINNATI (4-0, 0-0 Big 12)

Game 4 • November 22, 2023 • 7 p.m. EST

Tech Plays First Road Game at Cincinnati

Making its first road trip under new head coach Damon Stoudamire, Georgia Tech travels to Cincinnati to take on the Bearcats in a 7 p.m. EST contest Wednesday at Fifth Third Bank Arena.

Tech began its 2023-24 campaign with three home games, capturing an 84-62 victory over Georgia Southern on Nov. 6 and a come-from-behind 88-85 win over Howard, 88-85, before dropping a 74-71 decision to UMass Lowell last Thursday night.

A first-year member of the Big 12 Conference, Cincinnati has won its first four games, all at home by double digits against UIC, Detroit Mercy, Eastern Washington and Northern Kentucky.

Wednesday's game will be streamed live on ESPN+, also available on the ESPN app. Radio coverage is on the Georgia Tech Sports Network by Legends Sports and flagship station 680 the Fan (680 AM/93.7 FM). The Tech broadcast is also available on the SiriusXM app and SiriusXM channel TBD.

The Tip-Off

• Georgia Tech faces a Big 12 team for the first time since March 19, 2010, when the Yellow Jackets defeated Oklahoma State in the opening round of the NCAA Tournament in Milwaukee, Wis. Since then, Tech has twice played Houston, also currently in its first season as a Big 12 member, in the 2016

EVENT INFORMATION

Venue/Site	Fifth Third Bank Arena, Cincinnati, Ohio
Tech vs. Cincinnati	UC leads, 8-3
On the road	UC leads, 4-0
Last meeting	UC def. Tech, 87-70, on 3/22/1996

GEORGIA TECH YELLOW JACKETS

Rankings (AP/coaches/KenPom/NET)	nr nr 135 na
Record breakdown	2-1 home 0-0 road 0-0 neutral
Head coach	Damon Stoudamire (Arizona, 1995)
Career record/at GT	73-78 (6th yr) 2-1 (1st yr)
Stoudamire vs. Cincinnati	0-0

CINCINNATI BEARCATS

Rankings (AP/coaches/KenPom/NET)	nr nr 47 na
Record breakdown	4-0 home 0-0 road 0-0 neutral
Head coach	Wes Miller (North Carolina, 2007)
Career record/at UC	230-63 (13th yr) 45-28 (3rd yr)
Miller vs. Georgia Tech	0-0

ROSTER AT-A-GLANCE (#indicates last game starters)

24	Amaree Abram#	G	6-4	190	So	Port Arthur, Texas	6.0 ppg	2.0 apg	> Transfer from Ole Miss, 33 games/22 starts as a freshman; started all 3 games at Tech so far
12	Tyzhaun Claude#	F	6-8	236	Sr.*	Goldsboro, N.C.	12.7 ppg	8.3 rpg	> Grad transfer from Western Carolina; avg 27 min per game; leads Tech in rebound avg; 7/2 assist/TO ratio
3	Dallan "Deebo" Coleman	G	6-6	218	So	Memphis, Tenn.	16.0 ppg	3.0 rpg	> Career-high 24 pts vs. UMass Lowell, 62.5% FG, 56.3% 3pt FG over 3 games
10	Ebenezer Dowuona	F	6-11	225	Sr.	Accra, Ghana	2.0 ppg	2.0 rpg	> Transfer from NC State; played all 3 games, 5.6 min per game off bench
5	Tafara Gapare#	F	6-9	205	So	Wellington, New Zealand	0.7 ppg	2.0 rpg	> Transfer from UMass; started all 3 games, 13 min per game, 4 blocks tied for team lead
2	Naithan George	G	6-3	180	Fr.	Toronto, Ontario	--	--	> Played HS at Dream City Christian School (Glendale, Ariz.); has not yet seen action this season
13	Miles Kelly#	G	6-6	175	So	Stone Mountain, Ga.	21.0 ppg	6.3 rpg	> Tech's top scorer, 3pt and FT shooter in 2022-23; double figures in 11 straight games (20.1 ppg)
4	Carter Murphy	G	6-4	200	Sr.	Phoenix, Ariz.	0.0 ppg	0.0 rpg	> Grad transfer from Air Force Academy, played 31 games and started 2 in 2022-23; played 1 game this season
11	Baye Ndongo	F	6-9	236	Fr.	Mboro, Senegal	--	--	> 4-star prospect from Putnam (Conn.) Science Academy, has not yet played recovering from right hand injury
35	Emmer Nichols	F	6-6	219	Fr.	Woodside, Calif.	--	--	> Non-scholarship player in 2nd year in the program, did not play in a game last year and redshirted
14	Kowacie Reeves, Jr.#	G	6-6	192	Jr.	Macon, Ga.	11.3 ppg	4.3 rpg	> Transfer from Florida, 60 games/17 starts; started all 3 games this season, double figures in 2, 88.9 FT%
23	Ibrahima Sacko	G/F	6-6	222	Fr.	Conakry, Guinea	1.0 ppg	5.0 rpg	> Top-3 prospect in Canada in 2023 class; played all 3 games off the bench, 15.3 min per game
33	Marcos San Miguel	G	6-4	201	Fr.	Smyrna, Ga.	--	--	> Non-scholarship player in 1st year in the program
30	Ibrahim Souare	F	6-9	210	Fr.	Guinea	--	--	> From Dream City Christian School (Glendale, Ariz.), member Guinea team 2022 U18 FIBA African Championship
1	Kyle Sturdivant	G	6-3	196	Sr.	Norcross, Ga.	10.3 ppg	4.3 apg	> Averaging 25.3 min per game off the bench; 13/4 assist/TO ratio, 46.7% FG
0	Lance Terry	G	6-2	200	Sr.	College Park, Ga.	--	--	> No. 2 scorer in 2022-23 (10.1 ppg), missed first three games recovering from right calf injury

TECH NOTEBOOK

Tech Team Statistics

Category	2023-24	ACC	NCAA
Scoring offense	81.0	8	95
Scoring defense	73.7	11	238
Scoring margin	+7.3	12	165
Field goal pct.	.420	14	254
Effective FG pct.	.476	13	256
Field goal pct. def.	.440	13	244
3-pt FG pct.	.299	13	254
3-pt FG per game	7.7	8	167
3-pt FG att. per game	25.7	2	85
3-pt FG pct. def.	.241	1	23
3-pt FG allowed	4.7	-	-
Free throw pct.	.597	15	327
FT made per game	15.3	8	136
FT attempts per game	25.7	3	38
Rebounds per game	41.3	5	76
Rebound margin	+4.0	6	141
O-Reb per game	18.3	1	5
D-Reb per game	23.0	15	293
Assists per game	13.3	12	179
Assist/TO ratio	1.29	10	108
Turnover margin	+3.7	6	79
Turnovers per game	10.3	7	70
Turnovers forced per game	14.0	7	136
Blocks per game	4.3	10	102
Steals per game	7.3	11	167
Fouls per game	19.0	14	260
Bench points per game	29.3	2	74
Fast break points per game	10.0	9	191

Rankings through games of Nov. 19

Games Started/Finished

Player	2023-24	Career	Conf.	*Finished
Amaree Abram	3	25	-	-
Tyzhaun Claude	3	50	-	1
Deebo Coleman	-	36	26	3
Ebenezer Dowouna	-	-	-	-
Tafara Gapare	3	3	-	-
Miles Kelly	30	31	23	3
Baye Ndongo	-	-	-	-
Kowacie Reeves	3	30	-	3
Ibrahima Sacko, Jr.	-	-	-	2
Ibrahim Souare	-	-	-	-
Kyle Sturdivant	-	49	35	3
Lance Terry	-	58	32	-

Includes starts at previous school and in conference tournaments

Games finished includes only 2023-24 season

Non-Conference Breakdown

Team	Conf.	Record	Conf.	KP	NET
Alabama A&M	SWAC	0-2	0-0	348	--
Cincinnati	Big 12	4-0	0-0	47	--
Georgia	SEC	2-3	0-0	82	--
Georgia Southern Sun Belt		0-3	0-0	311	--
Howard	MEAC	2-3	0-0	229	--
Massachusetts	A-10	2-1	0-0	173	--
UMass Lowell	Am. East	3-1	0-0	115	--
Mississippi State	SEC	5-0	0-0	17	--
Penn State	Big Ten	4-0	0-0	72	--
Hawaii*	Big West	2-0	0-0	123	--
Portland*	WCC	3-2	0-0	192	--

GT strength of schedule rank 309 --

GT NC strength of schedule rank 309 --

vs. Quad 1: 0-0 vs. Quad 2: 0-0

vs. Quad 3: 0-0 vs. Quad 4: 0-0

KP - KenPom.com, NET - NCAA NET rankings

*Possible 2nd DHC opponent

NIT and the 2019 Diamond Head Classic.

• Cincinnati is one of five guaranteed non-conference opponents for Tech that won 20 or more games in the 2022-23 season, including four that played in the post-season. Mississippi State (21-13), Penn State (23-14) and Howard (22-13) all played in the NCAA Tournament last season, while Cincinnati (23-13), a new member of the Big 12, reached the quarterfinals of the NIT. UMass Lowell (26-8) finished second in the America East Conference. The Yellow Jackets potentially could play two more 20-win teams in the Diamond Head Classic, with a possible game against Hawai'i (21-11) in the second round and TCU (22-13) in the final round.

• Tech has played its first three games without two players expected to be significant contributors this season, senior guard **Lance Terry** who averaged 10.1 points per game a year ago, and 6-9 freshman forward **Baye Ndongo**, a four-star prospect from Putnam Science Academy in Connecticut.

• Tech's four returning scholarship players - **Miles Kelly**, **Lance Terry**, **Dallan "Deebo" Coleman** and **Kyle Sturdivant** - accounted for 59.4 percent of the Yellow Jackets' points and 56.5 percent of the minutes during the 2022-23 season. They collectively shot 35.6 percent from three-point range.

• Tech has a total of nine scholarship newcomers on its roster, five transfers who were judged the 17th best transfer class in the country by 247Sports, and four freshmen.

• Tech's five transfers combined to average 37 points and 17.2 rebounds per game last season at their previous schools. They have combined to play in 263 games in their careers, and have made 116 starts.

• **Kyle Sturdivant**, a transfer himself from USC prior to the 2020-21 season, is the elder statesman on the Tech roster, beginning his fourth season. He is the lone player remaining from Tech's 2021 ACC Championship team and has played 91 games (49 starts) in a Tech uniform.

• Tech's only starter lost from last year's team is 6-7 center **Ja'veon Franklin**, now playing professionally in Serbia.

Series vs. Cincinnati

• Georgia Tech and Cincinnati are meeting for the 12th time. The most recent meeting was an 87-70 Bearcat victory in the 1996 NCAA Southeast Regional semifinal at Rupp Arena in Lexington, Ky.

• Tech and Cincinnati met eight times as members of the old Metro Conference in the latter half of the 1970s, with the Bearcats winning five of the eight games. Two of Tech's three wins came at home in Alexander Memorial Coliseum, the other occurred in the 1978 Metro Conference Tournament, which was played at Riverfront Coliseum in Cincinnati.

• Tech is 0-4 in regular season games at Cincinnati, three of those at Riverfront Coliseum and the other in the teams' first-ever meeting in 1926. Tech has never played at Fifth Third Bank Arena.

• UC associate head coach **Chad Dollar**, who has been with the Bearcats the last two seasons, was on the staff at Georgia Tech under head coach Brian Gregory five seasons from 2011-16, serving the last two as associate head coach.

Jackets At-A-Glance

Georgia Tech returns four scholarship players from its 2022-23 team, each of who started the final 10 games of the season, which included seven victories. All of them are perimeter players and were four of the top five scorers from that team - 6-6 junior **Miles Kelly** (14.4 ppg), 6-2 senior **Lance Terry** (10.1 ppg), 6-6 junior **Deebo Coleman** (9.7 ppg) and 6-3 senior **Kyle Sturdivant** (9.5 ppg).

They form the nucleus of a squad to which head coach **Damon Stoudamire** has added five transfer players ranked No. 17 in the nation by 247Sports, and four scholarship freshmen.

Five of the newcomers are guards and wings, including 6-4 sophomore **Amaree Abram** (8.0 ppg at Ole Miss), 6-9

Tech Head Coaches in First Year

Coach	Season	Record (Conf)
John Chapman	1905-06	2-1
John Heisman	1908-09	1-6
William Alexander	1919-20	7-10
Joe Bean	1920-21	4-10
Harold Hansen	1924-25	4-12
Roy Mundorff	1926-27	17-10
Dwight Keith	1943-44	14-4 (3-1)
Roy McArthur	1946-47	12-11 (6-6)
John "Whack" Hyder	1951-52	7-15 (5-13)
Dwane Morrison	1973-74	5-21
Bobby Cremins	1981-82	10-16 (3-11)
Paul Hewitt	2000-01	17-13 (8-8)*
Brian Gregory	2011-12	11-20 (4-12)
Josh Pastner	2016-17	21-16 (8-10)#
Damon Stoudamire	2023-24	2-1 (0-0)

*NCAA Tournament

#On-court record (22 wins, 1 loss vacated by NCAA Committee on Infractions)

Series vs. Cincinnati (3-8)

Home: 2-0, Away: 0-4, Neutral: 1-4

12-21-1926a1	L	25- 52
3-5-197613/18.....n1	L	60- 71
2-12-197712/11.....a2	L	73- 84
3-5-197714/20.....n2	L	61- 74
1-2-197811/11.....h10	W	59- 56
2-9-1978a2	L	67- 75
3-2-1978nr/18.....n3	W	39- 38
1-29-1979h10	W	82- 73
2-5-1979a2	L	51- 55
12-28-199417/16.....20/18.....n4	L	66- 69
3-22-199613/15.....7/6.....n5	L	70- 87

a1-McMicken Hall; a2-Riverfront Coliseum; n1-Metro Tournament (Freedom Hall, Louisville, Ky.); n2-Metro Tournament (Mid-South Coliseum, Memphis, Tenn.); n3-Metro Tournament (Riverfront Coliseum, Cincinnati, Ohio); n4-Rainbow Classic (Special Events Center, Honolulu, Hawaii); n5-NCAA Southeast Regional semifinal (Rupp Arena, Lexington, Ky.)

TECH NOTEBOOK

Georgia Tech Quick Facts

Official Name:	Georgia Institute of Technology
Location:	Atlanta, Ga.
Enrollment:	45,295
Founded:	1885
Colors:	Old Gold and White
Nickname:	Yellow Jackets, Ramblin' Wreck
Mascot:	Buzz (Yellow Jacket)
Fight Songs:	Ramblin' Wreck, White and Gold
Conference:	Atlantic Coast (ACC)
Home Arena:	McCormick Pavilion (capacity 8,600)
President:	Dr. Angel Cabrera
Director of Athletics:	J. Batt
Faculty Rep. for Athletics:	Dr. Jenna Jordan
Head Coach:	Damon Stoudamire (Arizona, 1995)
Record at Tech:	2-1 (1st season)
Overall:	73-78 (6th season)
ACC Regular Season:	0-0
ACC Tournament:	0-0
NCAA Tournament:	0-0
Associate Head Coach:	Karl Hobbs (Connecticut, 1984), 1st season
Assistant Coach:	Terry Parker, Jr. (Louisiana Tech, 2006), 1st season
Assistant Coach:	Pershing Williams (North Florida, 2005), 1st season
Assistant Coach:	Nate Babcock (Wisconsin-Eau Claire, 2009), 1st season
Assistant Coach:	Bonzi Wells (Ball State, 1998), 1st season
Director of Player Personnel:	Matt Holt (Northeastern, 2011), 1st season
Director of Scouting:	Hayden Sheridan (Arizona, 2016), 6th season
Associate Director of Player Personnel:	B.J. Elder (Georgia Tech, 2014), 5th season
Director of Operations:	Tyler Benson (St. Bonaventure, 2009), 8th season
Assistant Director of Operations:	Taylor Ann Hendricks (Iowa State, 2020), 2nd season
Associate Director of Sports Medicine:	Richard Stewart (Salisbury, 2005), 17th season
Director of Strength and Conditioning:	Justin Landry (Cal State East Bay, 2012), 1st season
Recruiting and Operations Coordinator:	Jake Alburtus (Western Michigan, 2020), 1st season

Basketball History

109th season:	1st game, Feb. 17, 1906 vs. Auburn
All-time Record:	1,439-1,306 !
Winning/Losing/500 Seasons:	55 / 49 / 4
NCAA Appearances (17):	23-17 record
1960, 1985, 1986, 1987, 1988, 1989, 1990, 1991, 1992, 1993, 1996, 2001, 2004, 2005, 2007, 2010, 2021	
Final Fours (2):	1990, 2004
NIT Appearances (8):	10-8 record
1970, 1971, 1984, 1994, 1998, 1999, 2003, 2016	
ACC Championships (4):	1985, 1990, 1993, 2021
ACC Regular-Season Titles (2):	1985 (tie), 1996
ACC Regular-Season Record (44th season):	287-420 !
ACC Tournament Record:	29-39
SEC Championships (1):	1938
SEC Regular-Season Titles (1):	1937
SEC Regular-Season Record (1932-64):	201-207
Metro Conference Regular-Season Record (1975-78):	9-10
Metro Conference Tournament Record:	4-3
Record at McCormick Pavilion:	125-69 ! (11th season)
Record at Alexander Memorial Coliseum:	556-194 (55 seasons, 1956-2011)
Record at State Farm Arena:	8-12
Record at Gas South Arena:	4-1
Record at Georgia Dome:	9-5
All-Time Head Coaches:	14
ACC Head Coaches:	5
All-America Selections:	14 (12 players)
Consensus All-Americans:	2
First-Team All-Americans:	5
National Players of the Year:	1
All-ACC Selections:	57 times (34 players)
ACC Players of the Year:	2
ACC Rookies of the Year:	11
ACC Coaches of the Year:	5 (3 coaches)
ACC Tournament MVPs:	4
ACC All-Freshman Team:	15

! On-court record (Georgia Tech had 22 wins and one loss during the 2016-17 and 2017-18 seasons vacated by the NCAA's Committee on Infractions)

sophomore **Tafara Gapare** (3.4 ppg at Massachusetts), 6-3 freshman **Naithan George** (Toronto, Canada), 6-7 junior **Kowacie Reeves** (8.5 ppg at Florida) and 6-6 freshman **Ibrahima Sacko** (Conakry, Guinea). The Jackets lost just one guard who played significant minutes (**Deivon Smith** transferred to Utah).

Stoudamire totally rebuilt the frontcourt, which lost undersized, but productive 6-7 center **Ja'von Franklin**, by signing 6-7 graduate senior **Tyzaun Claude** (15.4 ppg, 8.6 rpg at Western Carolina) and 6-11 **Ebenezer Dowuona** (1.7 ppg, 1.9 rpg at NC State) out of the transfer portal and adding a pair of freshmen in 6-9 **Baye Ndongo** (Mbore, Senegal) and 6-9 **Ibrahim Souare** (Conakry, Guinea).

General Storylines

- **109th season** - Georgia Tech is playing its 109th season of basketball in 2023-24, having compiled an all-time on-court record of 1,439-1,306 (22 wins and one loss from the 2016-17 and 2017-18 seasons were vacated by the NCAA Committee on Infractions).

- **Tech in the ACC** - Tech will play its 45th season as a member of the Atlantic Coast Conference, having won the conference championship in 1985, 1990, 1993 and 2021. Prior to that, Tech competed in the Metro Conference for three seasons from 1975-78, was an independent from 1964-75, and was a member of the Southeastern Conference for 32 years from 1932-64, winning one title in 1938.

- Tech has been projected to finish 13th in the ACC standings this season by a vote of the conference's official media panel, the same position in which it finished last season after being projected to finish last. Tech has finished ahead of its media projection six of the last season seasons.

Team Trends

- At least nine players have seen the court in each of Tech's three games (10 vs. Howard). Eight players average 13 or more minutes per game.

- Tech has played its first three games without senior guard **Lance Terry** and freshman forward **Baye Ndongo**, out with injuries. Both are expected to be significant contributors to the Jackets this season.

- Tech has a 40-to-31 assist/turnover ratio over its first three games, averaging just 10.3 turnovers per game.

- Tech's 11 assists against UMass Lowell were a season low. The Jackets have assisted on 45.7 percent of their made field goals through three games.

- Tech has surrendered 94 points in the paint in its last two games.

- Tech leads the ACC and ranks fifth nationally in offensive rebounds per game (18.33).

- Tech also leads the ACC and ranks 23rd nationally in three-point percentage defense (24.1 pct.).

- Tech is averaging 25.7 three-point attempts per game (No. 2 in the ACC), and 37.1 percent of its three-point field goals have come from behind the arc.

- Tech ranks No. 2 in the ACC with nearly 30 bench points per game (29.33).

- Tech's average height, according to KenPom.com, is 78.1 inches, making the Jackets the 48th tallest team in the nation and a full inch taller than last year's team, which ranked No. 171.

- Tech's D-I experience is rated No. 115 nationally (2.11 years), compared to No. 255 (1.55 years) for last year's team.

Player Updates

- **Deebo Coleman** has made at least one three-point field goal in 18 consecutive games, dating back to Jan. 17, 2023 when he went 0-5 vs. NC State. He hit 5-of-9 from distance against UMass Lowell and is 9-of-16 for the season.

- **Coleman's** 24 points against the River Hawks were a career high, beating his previous best of 21 vs. Virginia Tech last

Just Georgia Tech, please...

The Georgia Institute of Technology is the official title, but Georgia Tech will work fine, or just Tech (unless you're in Virginia or Texas). We would appreciate it if you would use our name in those ways. Georgia Tech University is incorrect. Thank you.

Georgia Tech By the Numbers

1	SEC Championships
1	NCAA Post-Graduate Scholar
1	Naismith Award winner
2	Final Four appearances
2	ACC regular-season titles
2	ACC Players of the Year
2	National Freshmen of the Year
3	Years a Member of the Metro Conference
4	ACC Championships
5	First-team All-America players
6	Jersey numbers retired
6	Academic All-Americans
7	NCAA Sweet 16 appearances
8	Wins over teams ranked No. 1
8	NBA lottery picks
12	ACC Rookie of the Year honorees
14	Head coaches in program history
17	NCAA Tournament berths
19	NBA first-round draft picks
25	Total postseason berths (NCAA and NIT)
32	Years a Member of the SEC
43	Years a Member of the ACC
47	Players taken in the NBA Draft
51	Players selected All-ACC
228	Weeks ranked in either AP or Coaches Poll

Feb. 15.

- Through three games, Coleman has connected on 62.5 percent of his shots from the floor (third in the ACC) and 56.3 percent from three-point range (fourth in the ACC), both team highs.

- Coleman has yet to commit a turnover in more than 85 minutes of court time in three games.

- **Miles Kelly** extended his streak of double-digit scoring games to 11 after tallying 11 points against UMass Lowell. He has averaged 20.1 points over that stretch.

- **Tyzaun Claude** saw his streak of double-digit scoring games end at 18 after scoring just nine points with nine rebounds against UMass Lowell. Claude reached double figures in 30 of 31 games last season at Western Carolina.

- Claude also leads the Jackets in rebounding (8.3 rpg).

- **Kyle Sturdivant** has 13 assists against four turnovers through three games.

Experience Counts in Early Going

In Georgia Tech's first three games this season, its most important and most positive stretches of the game have been led by its three available returning starters - **Miles Kelly**, **Deebo Coleman** and **Kyle Sturdivant**.

- In the opener against Georgia Southern, when the Yellow Jackets stretched a 52-50 lead to the final 84-62 score, the trio combined for 28 of Tech's 37 points.

- In its come-from-behind win over Howard, Tech went from trailing 57-43 early into the second half to take the lead at 80-76 and hold on to win. Kelly, Coleman and Sturdivant combined to score 26 of the Jackets' 32 points in its rally to

TECH NOTEBOOK

Tech's Record

	2023-24	2022-23
At home	2-1	11-6
On the road	0-0	2-9
At neutral sites	0-0	1-3
Vs. top-10 opponents	0-0	0-0
Vs. top-25 opponents	0-0	1-3
Vs. teams over .500	1-1	7-15
Vs. teams under .500	0-0	6-2
Vs. teams at .500	1-0	2-1
While in the top 25	0-0	0-0
In November	2-1	4-3
In December	0-0	3-3
In January	0-0	1-7
In February	0-0	5-4
In March/April	0-0	2-1
Wearing white uniforms	2-1	8-7
Wearing gold uniforms	0-0	6-7
Wearing navy uniforms	0-0	0-0
Wearing gray uniforms	0-0	0-4
Wearing HBE uniforms	0-0	1-0
Game is decided by 5 pts./fewer or OT	1-1	4-3
Game is decided by 10/fewer or OT	1-1	7-7
Leading at the half	1-1	11-1
Trailing at the half	1-0	3-17
Tied at the half	0-0	1-0
Leading with 5:00 to play	1-0	10-2
Trailing with 5:00 to play	1-1	3-15
Tied with 5:00 to play	0-0	2-1
In overtime games	0-0	0-1
After a bye in the ACC schedule	0-0	0-1
Tech scores 100 or more points	0-0	0-0
Tech scores 70 or more points	2-1	12-3
Tech scores fewer than 70 points	0-0	3-15
Opponent scores 100 or more points	0-0	0-0
Opponent scores 70 or more	1-1	4-16
Opponent scores fewer than 70	1-0	10-3
Opponent scores fewer than 50	0-0	0-0
Tech shoots 50 pct. or better	0-0	1-0
Opponent shoots 50 pct. or better	1-0	1-6
Opponent shoots under 40 pct.	0-0	7-0
Tech has a higher FG% than opponent	0-0	12-2
Tech has a lower FG% than opponent	1-1	3-16
FG percentage is even	0-0	0-0
Tech has more 3-point FGs	1-1	11-6
Tech has fewer 3-point FGs	0-0	1-8
3-point FGs are even	0-0	3-4
Tech attempts more FT than opponent	1-1	9-2
Tech attempts fewer FT than opponent	1-0	6-16
Free throw attempts are even	0-0	0-0
Tech outrebounds opponent	2-1	9-5
Opponent outrebounds Tech	0-0	6-13
Rebounds are even	0-0	0-0
Tech has fewer turnovers than opponent	2-0	12-6
Tech has more turnovers than opponent	0-1	3-9
Turnovers are even	0-0	0-3
Tech has more assists than turnovers	2-0	12-11
Committing more fouls	0-1	3-13
Committing fewer fouls	1-0	8-4
Fouls are even	1-0	4-1
4/more Jackets score in double figures	2-0	12-5
A Jacket scores 20 or more	2-1	6-3
A Jacket scores 30 or more	0-0	1-0
Scoring more bench points	0-1	6-10
Scoring fewer bench points	2-0	8-8
Bench scoring is even	0-0	1-0

take the lead, and Kelly added six of Tech's final eight points to seal the win.

• Though it did not hold on to defeat UMass Lowell, Tech rallied from a 32-28 deficit to lead 46-40 midway through the second half, all 16 points coming from that trio.

Stoudamire Begins New Chapter for Tech

Damon Stoudamire, well-known throughout the basketball world for his success as a player and coach at the collegiate and professional levels, was named the 15th head coach in Georgia Tech men's basketball history on March 13.

Stoudamire comes to Georgia Tech after most recently serving as an assistant coach of the Boston Celtics, who currently sit atop the NBA's Atlantic Division standings. He was with the Celtics for nearly two seasons (2021-22 and 2022-23), after a successful five-season stint as the head coach at Pacific (2016-21). At Pacific, he was named West Coast Conference Coach of the Year in 2020 after leading the Tigers to a 23-10 record in 2019-20, good for the program's best winning percentage (.697) in 15 years, and a third-place finish in the powerful WCC (behind only national powers Gonzaga and St. Mary's). He also was named the recipient of the Ben Jobe Award, given to the nation's top minority head coach.

Stoudamire established himself as one of his generation's premier players when he was a three-time all-conference performer, the 1995 Pac 10 co-Player of the Year and a consensus first-team All-American at Arizona, where he played for four seasons from 1991-95. After helping lead the Wildcats to the Final Four as a junior in 1994, he capped his collegiate career by averaging 22.8 points per game, en route to the co-conference Player of the Year and consensus first-team All-America recognition in 1995. He was a finalist for 1995 Wooden Award (National Player of the Year).

At the conclusion of his Arizona career, Stoudamire was the Wildcats' all-time leader in 3-pointers made (272) and ranked second in points (1,849) and fourth in assists (663). He was the only player in Arizona history with two 40-point games.

His amateur career also included helping lead the United States to the gold medal in the 1993 World University Games (where he led the team in assists and steals despite being the youngest player on the roster) and the bronze at the 1994 Goodwill Games.

Carryover from 2022-23

• Over Tech's last 10 ACC games of 2022-23 (ACC Tournament included), the Yellow Jackets' rotation shortened to six or seven players, with the five starters playing more than 87 percent of the minutes.

• Tech's offensive efficiency rating as measured by KenPom.com was 104.4, the second-highest for the Jackets in seven seasons under Josh Pastner.

• Tech's season turnover rate of 10.6 per game was its lowest on record dating back to the 1992-93 season, when turnovers became an official NCAA statistic. The Jackets turned it over just 8.9 times per game in its last nine ACC games.

• Only four Tech players fouled out of a game in 2022-23, a program record. The fewest disqualifications by fouls by the Yellow Jackets over the past 57 years (1966-67 to the present) was five, by the 2011-12 and 2015-16 teams.

• Tech's leading scorer in 2022-23, sophomore guard **Miles Kelly**, averaged 19.8 points and 3.1 rebounds over the Yellow Jackets' last eight games, all in double figures, hitting 47.7 percent from the floor and 44.3 percent from three-point range. He hit 30 three-point field goals over Tech's last six games.

• **Kelly** reached double figures in eight straight games to end the season, averaging 19.8 points and hitting 47.7 percent (53-of-111) from the floor and 43.3 percent (35-of-79) from three-point range.

• Kelly finished the season with an 89.8 success rate on 59 free throw attempts, breaking the Tech record of 88.73

A Make-or-Miss Game

Georgia Tech's offensive rankings vs. the ACC last 7 years (ACC regular season games only)

Year	PPG	FG Pct.	3pt FG Pct.
2022-23	66.8 (13)	.413 (15)	.341 (9)
2021-22	66.0 (12)	.428 (10)	.325 (11)
2020-21	71.8 (6)	.482 (2)	.360 (3)
2019-20	69.9 (9)	.462 (2)	.341 (6)
2018-19	60.7 (15)	.426 (8)	.306 (12)
2017-18	63.6 (14)	.419 (12)	.312 (15)
2016-17	65.1 (14)	.434 (14)	.309 (15)

percent by Anthony Morrow (63-of-71) in 2005-06. Kelly had a streak of 24 straight makes that ended Jan. 17 against NC State.

• **Lance Terry** lacked a total of one minute of playing the full 40 minutes in each of Tech's final five games last season. At Syracuse, he came out for the final 56 seconds when Tech emptied its bench in the 20-point victory. Against Pitt in the second round of the ACC Tournament, he fouled out with four seconds remaining. In the 11 games he played after returning from a hamstring injury, he played 40 minutes in five of them.

• Terry played the full 40 minutes in six of Tech's seven ACC wins (ACC Tournament games included). In those seven games, Terry averaged 17.7 points while connecting on 47.3 percent of his field goals (43-of-91), 52.1 percent of his three-point attempts (25-of-48).

• In 11 games after returning from a hamstring injury, Terry averaged 13.3 points while hitting 43.4 percent of his field goals (53-of-122) and 43.3 percent of his threes (26-of-60). Terry reached double figures in points seven times in those 11 games, including his season-high-matching 24 points at Syracuse.

• **Sturdivant** averaged 12.6 points over his last 12 games, reaching double figures in nine of them, including his career high of 20 points at Syracuse. He made 20-of-57 from three-point range (35.1 pct.), 80.6 percent from the free throw line, and had a 53/19 assist-to-turnover ratio over that stretch.

• **Deebo Coleman** compiled an 20/4 assist-to-turnover ratio across his last seven games of 2022-23. After missing double digits for five straight games, he finished the season scoring 10 vs. Florida State and 17 vs. Pitt in the ACC Tournament.

Miles Stones

Georgia Tech's late-season surge in 2022-23 was amplified by Miles Kelly with the hottest streak of his career, averaging 19.8 points over Tech's last eight ACC games (tournament included) while connecting on 47.7 percent of his field goals and 44.3 percent of his three-point attempts.

Kelly made five or more three-point field goals in four straight games prior to FSU (made 4), a feat duplicated by only one other Tech player, Lewis Clinch in 2009. No Tech player has made five or more threes in five straight games.

KELLY'S LAST EIGHT ACC GAMES

Opponent	Min	Pts	FG	3FG	FT
Virginia Tech	37:17	15	6-11	3-6	0-0
at Pittsburgh	37:25	24	8-17	6-13	2-2
Louisville	37:40	19	6-11	5-10	2-2
at Syracuse*	38:35	*30	*10-19	*7-14	3-4
at Boston College	33:28	21	7-14	5-11	2-2
vs. Florida State	36:57	21	7-15	4-10	3-3
vs. Pittsburgh	40:00	16	5-13	3-8	3-3
Averages	37.1	19.8	47.7%	44.3%	94.4%

*career high

TECH NOTEBOOK

Tech Highs and Lows
Under Damon Stoudamire

Longest winning streak: 2 games (2023-24)
Longest ACC winning streak: n/a
Longest ACC home winning streak: n/a
Longest losing streak: n/a
Longest ACC losing streak: n/a
Most points scored in a game: 88 vs. Howard, 1/9/2023
Most points scored in a game (regulation): 88 vs. Howard, 1/9/2023
Most points scored - ACC game: n/a
Fewest points scored in a game: 71 vs. UMass Lowell, 11/14/2023
Fewest points scored - ACC game: n/a
Most points allowed in a game: 85 vs. Howard, 1/9/2023
Most points allowed in a game (regulation): 85 vs. Howard, 1/9/2023
Most points allowed - ACC game: n/a
Fewest points allowed in a game: 62 vs. Georgia Southern, 11/6/2023
Fewest points allowed - ACC game: n/a
Largest margin of victory: 22 vs. Georgia Southern (84-62), 11/6/2023
Largest margin of victory - ACC game: n/a
Largest margin of victory - road game: n/a
Largest margin of victory - ACC road game: n/a
Largest losing margin: n/a
Largest losing margin at home: n/a
Largest losing margin - ACC game: n/a
Most points allowed in a win: 85 vs. Howard, 11/9/2023
Most points scored in a loss: 71 vs. UMass Lowell, 11/14/2023
Most points scored in a loss (regulation): n/a
Fewest points scored in a win: 84 vs. Georgia Southern, 11/6/2023
Fewest points allowed in a loss: 71 vs. UMass Lowell, 11/14/2023
Largest deficit overcome to win a game: 14 points vs. Howard (2nd half-16:55), 11/9/2023
Largest 2nd-half deficit overcome to win a game: 14 points vs. Howard (16:55), 11/9/2023
Largest deficit overcome to win a road game: n/a
Largest lead given up in a loss: 8 points vs. UMass Lowell (1st half-8:53, 11/14/2023)
Largest 2nd-half lead given up in a loss: 6 points vs. UMass Lowell (10:56)
Highest FG pct.: 45.0 (27-60) vs. Georgia Southern, 11/6/2023
Highest FG pct. - ACC game: n/a
Lowest FG pct.: 37.1 (26-70) vs. UMass Lowell, 11/14/2023
Lowest FG pct. - ACC game: n/a
Highest 3-pt pct.: 44.8 (13-29) vs. Georgia Southern, 11/6/2023
Highest 3-pt pct. - ACC game: n/a
Most 3-pt FG: 13 vs. Georgia Southern, 11/6/2023
Most 3-pt FG - ACC game: n/a
Lowest 3-pt pct.: 20.0 (6-30) vs. UMass Lowell, 11/14/2023
Lowest 3-pt pct. - n/a
Highest FG pct. allowed: 50.0 (30-60) vs. Howard, 11/9/2023
Highest FG pct. allowed - ACC game: n/a
Lowest FG pct. allowed: 40.4 (23-57) vs. Georgia Southern, 11/6/2023
Lowest FG pct. allowed - ACC game: n/a
Highest 3-pt pct. allowed: 28.6 (6-21) vs. Howard, 11/9/2023
Highest 3-pt pct. allowed - ACC game: n/a
Lowest 3-pt pct. allowed: 27.3 (6-22) vs. Georgia Southern, 11/6/2023
Lowest 3-pt pct. allowed - ACC game: n/a
Highest FT pct.: 63.0 (17-27) vs. Georgia Southern, 11/6/2023
Highest FT pct. - ACC game: n/a
Lowest FT pct.: 56.5 (13-23) vs. UMass Lowell, 11/14/2023
Most free throws made: 17 vs. Georgia Southern, 11/9/2023
Most free throws attempted: 27 vs. Georgia Southern, 11/6/2023, and Howard, 11/9/2023
Fewest free throws made: 13 vs. UMass Lowell, 11/14/2023
Most assists: 17 vs. Georgia Southern, 11/6/2023
Most assists - ACC game: n/a
Fewest assists: 11 vs. UMass Lowell, 11/14/2023
Most turnovers: 13 vs. Georgia Southern, 11/6/2023
Fewest turnovers: 7 vs. Howard, 11/9/2023
Most blocked shots: 6 vs. UMass Lowell, 11/14/2023
Most steals: 10 vs. Georgia Southern, 11/6/2023

Kelly's Leap

Miles Kelly took the biggest leap of any Tech player from 2021-22 to 2022-23. The 6-6 guard emerged as one of the ACC's better scorers and one of its top three-point shooters.

Only three players in Tech history have managed to increase their scoring averages by 10 or more points year-over-year, and Kelly fell just shy of becoming the fourth, raising his norm by 9.9 points from his freshman season.

Kelly's points-per-game improvement in his scoring average was the second-best in the ACC this season.

He also posted the third-highest scoring increase among Tech sophomores from their freshman seasons.

The 6-6 junior has taken another significant leap this season, though only through three games, averaging 21.0 points per game, 6.6 ppg better than last season.

DOUBLE-DIGIT SCORING IMPROVEMENT*

Player	+PPG	From	To
Brook Steppe	12.4	6.5 (1978-79)	18.9 (1979-80)
Ben Lammers	10.3	3.6 (2015-16)	14.2 (2016-17)
Anthony Morrow	10.3	5.7 (2004-05)	16.0 (2005-06)
Miles Kelly	9.9	4.5 (2021-22)	14.4 (2022-23)

*from one season to next

40 Minutes to Victory

Senior guard Lance Terry played the full 40 minutes in all but one of Tech's seven ACC wins (tournament included) last season, the only exception was the final minute at Syracuse when Tech emptied its bench in a 20-point victory. In those six games, Terry averaged 17.7 points while connecting on 47.3 percent of his field goals, 52.1 percent of his three-point attempts (25-of-55).

Opponent	Minutes	Points	FG	3FG	FT
Miami	40	24	8-13	4-5	4-6
Notre Dame	40	19	8-15	3-6	0-0
Virginia Tech	40	14	4-10	2-5	4-6
Louisville	40	17	6-15	4-11	1-3
at Syracuse	39	24	8-14	7-10	1-1
at Boston College	40	17	6-15	3-5	2-2
vs. Florida State	40	9	3-9	2-6	1-1
Averages	39.8	17.7	47.3%	52.1%	68.4%

Sturdy Sturdivant

Senior point guard Kyle Sturdivant played the best basketball of his career over Georgia Tech's last 12 games in 2022-23, and became indispensable in the wake of an ankle injury that sidelined the other Yellow Jacket point guard, Deivon Smith, for the last seven games.

The 6-3 native of Norcross, Ga., averaged 12.8 points over the last 12 games, reaching double figures in nine of them. He made 20-of-57 from three-point range (35.1 pct.) over that stretch, and has a 53/19 assist/turnover ratio in his last 10 games.

He accomplished Tech's first point/assist double-double in six years when he scored 11 points with 10 assists on Tech's Senior Day (Feb. 25) victory against Louisville. He scored a career-high 20 points to help the Jackets run away with a 96-76 win at Syracuse.

In Tech's last eight games, Sturdivant played more than 37 minutes in each game and averaged 13.0 points and 5.5 assists, hitting 44.4 percent of his shots from the floor and 20-of-24 at the free throw line.

Five-Star Player Development

Notable player development successes over the past several seasons include Josh Okogie, Ben Lammers, Abdoulaye Gueye, James Banks III, Jose Alvarado, Moses Wright, Michael Devoe and Jordan Usher, who maximized their skill sets and their production and are now all playing

Scoring Improvement

Freshman year to sophomore year

Player	+PPG	From	To
Brook Steppe	12.4	6.5 (1978-79)	18.9 (1979-80)
Anthony Morrow	10.3	5.7 (2004-05)	16.0 (2005-06)
Miles Kelly	9.9	4.5 (2021-22)	14.4 (2022-23)
Roger Kaiser*	8.1	14.7 (1958-59)	22.8 (1959-60)
Malcolm Mackey	8.0	7.3 (1989-90)	15.3 (1990-91)
Gani Lawal	7.9	7.2 (2007-08)	15.1 (2008-09)
Matt Harpring	6.5	12.1 (1994-95)	18.6 (1995-96)
Michael Devoe	6.3	9.7 (2018-19)	16.0 (2019-20)
James Forrest	6.2	13.3 (1991-92)	19.5 (1992-93)
Pete Silas*	6.2	11.6 (1950-51)	17.8 (1951-52)
Rich Yunkus*	6.0	24.1 (1968-69)	30.1 (1969-70)
Alvin Jones	5.9	6.8 (1997-98)	12.7 (1998-99)
Brian Oliver	5.3	7.1 (1986-87)	12.6 (1987-88)
B.J. Elder	5.1	9.9 (2001-02)	15.0 (2002-03)

*Sophomore to junior year (ineligible as freshman)

professionally either in the United States or abroad.

Josh Okogie went from being ranked 11th in the state as a HS senior to a first-round NBA draft pick, and is now in his fifth season in the NBA. Gueye, a 6-9 forward, developed from a project player into an ACC-level contributor, and graduate transfer Brandon Alston had similar statistical numbers at the ACC level as he compiled in two seasons at Lehigh, and both are now playing professionally overseas.

James Banks III, a 6-10 center, made the ACC's All-Defensive team twice in two years and finished his career No. 8 in blocked shots at Tech. He has played two seasons with the Texas Legends in the G League.

Jose Alvarado, a three-star guard out of Brooklyn, N.Y., who started as a freshman, improved his scoring, shooting and ballhandling every year as a Yellow Jacket, finishing his career with 1,429 points and ranking among the top 10 in Tech history in assists, steals and three-point field goals. He became the ACC's Defensive Player of the Year and a second-team All-ACC choice in 2021, and currently plays for the NBA's New Orleans Pelicans.

Moses Wright, an unheralded and unrated prospect from Raleigh, N.C., became a stalwart in the Tech lineup as a junior and the ACC Player of the Year as a senior. The 6-9 forward was Tech's leading scorer and rebounder on an ACC Championship squad and also made the conference all-defensive team. He was signed to the Los Angeles Clippers G League affiliate as a free agent, then signed a two-way contract with the Dallas Mavericks midway through the 2021-22 season. He played last season in China.

Michael Devoe, a four-star prospect out of Orlando, Fla., came to Tech as a heralded scorer and outside shooter, but developed into a much more rounded player by his senior year, when he led the Jackets in scoring and assists and was the team's third-leading rebounder and second-leading steal artist. As a senior, he was one of only nine players in Division I to average 17.9 points, 4.9 rebounds, 3.1 assists and 1.4 steals. Devoe played the 2022-23 season for the L.A. Clippers' G League team.

Jordan Usher, a four-star prospect from Canton, Ga., who played at Southern California for his first two seasons, started all but one game over two-plus seasons at Tech and was the Jackets' No. 2 scorer in 2021-22. He played his first professional season in 2022-23 in Turkey.

Winning Starts at Home

Georgia Tech has compiled a 123-68 record at home since McCamish Pavilion opened for the 2012-13 season. Tech set a program record for wins at home (17) in 2016-17, including a 7-2 ACC record and two NIT victories.

Tech was 37-29 against ACC teams at home the last

TECH NOTEBOOK

The Last Time a Jacket...

Scored 30 or more points:

Miles Kelly, 30 at Syracuse, 2/28/2023

Led Tech in scoring off the bench:

Deebo Coleman vs. UMass Lowell, 11/14/2023

Grabbed 15 or more rebounds:

Ja'von Franklin, 19 vs. Florida State, 3/7/2023

Had 10 or more assists:

Ja'von Franklin, 10 at Syracuse, 2/28/2023

Had a point/assist double-double:

Kyle Sturdivant, 11 pts/10 ast vs. Syracuse, 2/25/2023

Had a point/rebound double-double:

Tijzhaun Claude, 10 pts/10 reb vs. Georgia Southern, 11/6/2023

Had a triple-double:

Ja'von Franklin, 14 pts/15 reb/10 ast at Syracuse, 2/28/2023

Played 40 minutes in regulation:

Lance Terry, Ja'von Franklin vs. Florida State, 3/7/2023

Played every minute of an overtime game:

Jose Alvarado (45 minutes/1 OT) vs. Duke, 3/2/2021

Played every minute of a multiple-OT game:

Matt Harpring (50 minutes/2 OT) vs. North Carolina, 2/9/1998

The Last Time the Jackets...

Scored 100 or more points:

vs. Clayton State (103-53) on 1/23/2022

Scored 100 or more points in regulation:

vs. Clayton State (103-53) on 1/23/2022

Scored 100 or more points in consecutive games:

vs. Jackson State (100-70) on 11/13/2006, Georgia State (103-74) on 11/16/2006

Scored 100 or more points twice in one season:

vs. Cornell (116-81), 11/13/2015, Green Bay (107-77) on 11/19/2015

Allowed 100 or more points:

vs. Georgia State (120-123) on 11/25/2020

Allowed 100 or more points in regulation:

vs. Duke (110-57) on 1/4/2017

Shot 60 percent or better:

.607 (34-56) at Georgia, 11/19/2021

Failed to make a three-point basket:

0-for-12 vs. Virginia, 1/22/2015

Did not allow a three-point basket:

0-for-11 vs. Pittsburgh, 3/5/2016

Failed to make a free throw:

0-for-3 vs. Pittsburgh, 1/14/2023

Grabbed 50 or more rebounds:

52 vs. Clayton State, 11/7/2022

Multiple players had a double-double:

Ja'von Franklin (12 pts/12 reb) and Deivon Smith (16 pts/10 reb) at Notre Dame, 1/10/2023

Multiple players had 10 or more rebounds:

Rodney Howard (10) and Jordan Usher (13) at Syracuse, 2/21/2022

Had 25 or more assists:

27 at Syracuse, 2/28/2023

Blocked 10 or more shots:

10 vs. Northern Illinois, 11/17/2022

Had 15 or more steals:

15 vs. Florida State, 3/13/2021

Had fewer than 10 turnovers:

7 vs. Howard, 11/9/2023

Had 5 or more players in double-figures in points:

Deebo Coleman (21), Miles Kelly (15), Lance Terry (14), Kyle Sturdivant (10), Ja'von Franklin (10) vs. Virginia Tech, 2/15/2023

Had 6 players in double-figures in points:

Tristan Maxwell (18), Jalon Moore (15), Kyle Sturdivant (13), Lance Terry (13), Rodney Howard (11), Miles Kelly (10) vs. Alabama State, 12/17/2022

Had two or more players score 20 points:

Lance Terry (24), Miles Kelly (20) vs. Miami, 1/4/2023

Had three or more players score 20 points:

Miles Kelly (30), Lance Terry (24), Kyle Sturdivant (20) at Syracuse, 2/28/2023

Had no player score 10+ points:

Virginia (57-28 loss), 1/22/2015

Allowed no player to score 10+ points:

Hawaii (73-40 win), 12/25/2019

Had no player play 30 minutes:

vs. Alabama State (96-60 win), 12/17/2022

Won by 30 or more points:

Alabama State (96-60), 12/17/2022

Won by 40 or more points:

Kentucky State (98-50), 1/30/2010

Won by 50 or more points:

Clayton State (103-53), 1/23/2021

Lost by 30 or more points:

at Notre Dame (90-56), 2/26/2022

Played an overtime game:

Notre Dame (lost 73-72), 1/10/2023

Defeated a Top 10 team:

#5/5 Louisville (64-58), 2/12/2020

Defeated a Top 25 team:

#15/13 Florida State (80-75), 3/13/2021

Defeated a Top 10 team on the road:

#7/7 Syracuse (67-62), 3/4/2014

Defeated a Top 25 team on the road:

#16/15 Virginia Tech (69-53), 2/23/2015

Had a game postponed (subsequently rescheduled and played):

Syracuse, 12/29/2021 (COVID), played on 2/21/2022

Had a game cancelled:

Alabama A&M, 12/23/2021 (COVID)

seven seasons under Josh Pastner, including a 9-11 mark against ranked opponents, and had an 80-42 overall mark.

Tech has played 11 seasons in McCamish Pavilion, which was essentially brand new when it opened for the 2012-13 season. The only physical elements of McCamish Pavilion that remain from the venerable Alexander Memorial Coliseum are the roof and the 32 steel ribs that support it.

The capacity of McCamish Pavilion is 8,600, including 1,665 seats in the new balcony level and 6,935 seats in the lower seating bowl. There are no suites, but there is a club area that seats 500. Alexander Memorial Coliseum seated 9,191 spectators in its final configuration.

The most impressive features of McCamish Pavilion are its grand entrance, which fronts 10th and Fowler Streets, the ability for patrons to view the court from the main concourse all the way around, and the theatrical lighting system, which concentrates light on the court while leaving the seating areas dark, modeled after the Staples Center in Los Angeles and Madison Square Garden in New York.

Prior to the opening of McCamish Pavilion, Tech played 55 seasons in Alexander Memorial Coliseum, compiling a record of 556-194 (.741). Miami was the last team to play Tech in Alexander Memorial Coliseum, a game Tech won, and was the first ACC team to play in McCamish Pavilion on Jan. 5, which Miami won. For the 2011-12 season, Tech played its home games at Philips Arena and the Arena at Gwinnett.

Three Tech Alumni on NBA Rosters

Since 1982, Georgia Tech has produced 19 first-round NBA draft picks and 46 draft picks overall. A total of 42 Georgia Tech alumni have played in the NBA.

Three former Georgia Tech players played the 2022-23 season in the NBA - **Jose Alvarado** in his second season with the New Orleans Pelicans, **Josh Okogie** in his second season with the Phoenix Suns after playing four years in Minnesota, and **Thaddeus Young**, a 17-year NBA veteran in his second full season with the Toronto Raptors.

Derrick Favors, a 12-year NBA veteran who found himself a free agent at the beginning of the 2022-23 season, is on the roster of the Chicago Bulls' G League team.

Two other former Yellow Jackets played a full season in the G League in 2022-23 and are now with different G League teams - former center James Banks III with the Maine Celtics and Michael Devoe with the JZZ.

Moses Wright, who was on the Dallas Mavericks roster in 2021-22, is back in China for a second season.

Offense/Defense Last 7 Years

Source: KenPom.com (Nat'l rank in parentheses)

Year	Tempo	Off. Eff.	Def. Eff.
2022-23	66.6 (212)	104.4 (182)	103.9 (149)
2021-22	68.0 (117)	100.4 (225)	99.2 (110)
2020-21	67.3 (223)	113.7 (22)	96.2 (68)
2019-20	70.0 (88)	103.0 (171)	91.8 (16)
2018-19	66.8 (225)	101.7 (228)	96.5 (43)
2017-18	66.1 (227)	103.6 (197)	98.7 (61)
2016-17	68.2 (179)	100.0 (259)	91.0 (6)

Arts and Letters

Beginning with Moe Miller and Lance Storrs in the summer of 2011, every four-year scholarship senior in the Georgia Tech program has graduated, with the exception 2019 senior Ben Lammers, who is playing pro ball overseas and needs to complete one course, and 2021 senior Jose Alvarado, who likewise needs to complete one course.

Eleven different Georgia Tech players have made the ACC All-Academic team since it was established in 2011, with Marcus Georges-Hunt and Tadic Jackson making it twice.

Tech's men's basketball team has recorded the highest Academic Progress Report scores the last five years since the NCAA began tracking academic performance in 2004-05. The Jackets scored a perfect team single year APR score of 1000 three straight years from 2011-13.

BASKETBALL GRADUATES

2012 - Derek Craig, Nick Foreman

2013 - Mfon Udofia, Pierre Jordan (Master's), Brandon Reed

2014 - Kammeon Holsey, Daniel Miller, Jason Morris

2015 - Robert Sampson

2016 - Marcus George-Hunt, Travis Jorgenson

2017 - Josh Heath, Corey Heyward, Kellen McCormick (Master's), Jodan Price (Master's), Rand Rowland, Quinton Stephens

2018 - Tadic Jackson, Ben Lammers

2019 - Abdoulaye Gueye, Sylvester Ogbonda, Brandon Alston (Master's)

2020 - Evan Cole

2021 - Shembari Phillips, Malachi Rice, Moses Wright

2022 - Michael Devoe, Khalid Moore, Bubba Parham

Tech All-Time vs. the ACC

Opponent	Overall	in ACC	Tourney	In McCamish Pavilion	In Opponent Current Venue	Current Streak
Boston College	19-12	15-11	1-3	4-1	6-6	Won 5
Clemson	67-77	39-54	4-1	6-5	9-42	Lost 3
Duke	24-77	20-65	3-7	1-5	5-38	Lost 2
Florida State	33-45	23-31	2-2	3-3	9-18	Won 1
Louisville	15-26	2-10	0-1	2-4	0-5	Won 1
Miami	13-16	11-15	1-1	3-4	4-7	Won 1
North Carolina	27-72	25-58	5-4	1-5	5-27	Lost 3
NC State	44-58	36-44	3-3	2-4	7-11	Lost 1
Notre Dame	13-15	7-13	0-1	7-3	1-10	Won 1
Pittsburgh	12-8	7-8	0-2	5-2	2-4	Lost 3
Syracuse	8-9	6-6	--	4-2	3-5	Won 1
Virginia	40-47	38-46	5-5	2-5	1-10	Lost 10
Virginia Tech	9-22	7-18	1-3	3-5	2-11	Won 1
Wake Forest	46-42	45-40	0-4	6-1	10-21	Lost 2

TECH NOTEBOOK

Tech in the NBA / G League

Player (years at Tech)	Team
Jose Alvarado (2017-21)	New Orleans Pelicans
James Banks III (2018-20)	Maine Celtics (G League)
Michael Devoe (2018-22)	Salt Lake City Stars (G League)
Derrick Favors (2009-10)	Windy City Bulls (G League)
Josh Okogie (2016-18)	Phoenix Suns
Thaddeus Young (2006-07)	Toronto Raptors

Tech Alumni Elsewhere

Player (years at Tech)	Current/Most Recent Team
Brandon Alston (2017-19)	Batumi (Georgian Superleague)
Alade Aminu (2005-09)	Gigantes de Carolina (Puerto Rican BSN)
Demarco Cox (2014-15)	Quimper (France)
Mouhammad Faye (2006-08)	Promithias (Greece)
Ja'von Franklin (2022-23)	Borac CA (Serbia)
Marcus Georges-Hunt (2012-16)	Kuwait (Kuwait DI)
Trae Golden (2013-14)	Beijing (China)
Abdoulaye Gueye (2014-19)	Sigortam (Turkish BTL)
Josh Heath (2014-17)	Spirou Basket Charleroi (Belgium)
Ben Lammers (2014-18)	Gran Canaria (Spain)
Gani Lawal (2007-10)	Plateros de Fresnillo (Mexico LNBP)
Daniel Miller (2009-14)	Levanga Hokkaido Sapporo (Japan)
Charles Mitchell (2014-16)	Obera (Argentinian La Liga)
Khalid Moore (2018-22)	GS Lavrio AC (Greece)
Zachery Peacock (2006-10)	FOS Provence (France)
Shembari Phillips (2018-20)	Baskets Koblenz (Germany)
Glen Rice, Jr. (2009-12)	Power (Big3)
Robert Sampson (2013-15)	Nhatrang Dolphins (Vietnam)
Avi Schafer (2017-19)	Mikawa Sea Horses (Japan)
Adam Smith (2015-16)	Surme Bilbao Basket (Spain)
Jordan Usher (2019-22)	Perth Wildcats (Australia)
James White (2015-16)	Mauricio Baez (Dominican Republic)
Moses Wright (2017-21)	Shanxi Loongs (China)

Former Tech Players in Coaching

Player (years at Tech)	Current Position
Kenny Anderson (1989-91)	Fisk University HC
Ty Anderson (2006-09)	Wofford AC
Rod Balanis (1990-94)	Howard AC
Anthony Byrd (1981-84)	Knightdale (N.C.) HS HC
Shaun Fein (1999-2001)	Los Angeles Clippers AC
Jarrett Jack (2002-05)	Detroit Pistons AC
Winston Neal (1999-01)	Columbia State (Tenn.) HC
Fred Vinson (1992-94)	New Orleans Pelicans AC
Mfon Udofia (2009-13)	Long Island Nets (G League) HC

Former Tech Coaches in Coaching

Coach (years at Tech)	Current Position
Amir Abdur-Rahim (2011-12)	South Florida HC
Sherman Dillard (1988-94)	Iowa AC
Chad Dollar (2011-16)	Cincinnati AHC
Brian Eskildsen (2022-23)	UC Santa Barbara AC
Bruce Evans (2012-16)	North Florida AC
Tavaras Hardy (2016-18)	Loyola-Maryland HC
Paul Hewitt (2000-11)	Ontario (G League) HC
Chris Kreider (2007-09)	SMU AC
Darryl LaBarrie (2010-11, 2016-18)	Tulane AC
Robert McCullum (2010-11)	Florida A&M HC
Mamadou N'Diaye (2014-16)	Central Florida AC
Billy Schmidt (2011-14)	Chicago Bulls AC
Cliff Warren (2000-05)	SMU AC
Anthony Wilkins (2018-23)	Vanderbilt AC
Charlton Young (2005-09)	Missouri AC

Tech's NCAA Tournament History

Georgia Tech has played in the NCAA Tournament 17 times in its history. Sixteen of those appearances have occurred from 1985 to the present, 10 under Bobby Cremins and five under Paul Hewitt.

The most recent was 2021, when the Yellow Jackets won the ACC Championship and earned an automatic bid, then fell 71-60 to Loyola Chicago in the opening round of the Midwest Regional.

That ended an 11-year hiatus from the NCAA Tournament that dated back to 2010, when the Yellow Jackets defeated Oklahoma State in the first round before losing to Ohio State in the round of 32 of the Midwest Regional.

Tech has a record of 23-17 in NCAA Tournament play, highlighted by its 2004 trip to the NCAA title game as well as a Final Four berth in 1990. The Yellow Jackets have reached the NCAA Sweet 16 seven times (1960, 1985, 1986, 1990, 1992, 1996, 2004).

The 2004 and 2005 appearances were Tech's first back-to-back appearances since Bobby Cremins led the Institute to the Big Dance nine straight years from 1985-93.

Georgia Tech has won at least one game in 11 of its 17 previous NCAA Tournament appearances.

Tech's ACC Tournament History

Georgia Tech has played in 43 ACC Tournaments (did not play in 2020 due to NCAA sanctions), and has a 29-39 all-time record in the event. The Yellow Jackets have won four championships, in 1985 (Atlanta), 1990 (Charlotte), 1993 (Charlotte) and 2021 (Greensboro).

Tech has been a runner-up four times (1986, 1996, 2005, 2010). The 1986, 1996 and 2010 runs to the finals occurred in Greensboro. Tech also made the finals in 2005 at the Verizon Center in Washington, D.C.

Tech was 0-2 in the ACC Tournament under coach Dwane Morrison, 15-16 under Bobby Cremins (including all three titles), 9-11 under Paul Hewitt (runner-up in 2005 and 2010), 2-5 under Brian Gregory, and 3-5 under Josh Pastner.

Tech did not play in the 2020 tournament while serving an NCAA postseason ban.

Career Games With ...

Led Tech in Points	2023-24	Career
Deebo Coleman	1	5
Miles Kelly	2	14
Kyle Sturdivant	-	3
Lance Terry	-	5

Led Tech in Rebounds	2023-24	Career
Tyzhaun Claude	2	2
Kowacie Reeves, Jr.	1	1

Double-Figure Points	2023-24	Career
Amaree Abram	-	8
Tyzhaun Claude	2	45
Deebo Coleman	2	23
Ebenezer Dowuona	-	3
Miles Kelly	3	31
Carter Murphy	-	13
Kowacie Reeves, Jr.	2	21
Kyle Sturdivant	2	28
Lance Terry	-	46

20-plus Points	2023-24	Career
Amaree Abram	-	2
Tyzhaun Claude	-	5
Deebo Coleman	1	2
Miles Kelly	2	9
Kowacie Reeves, Jr.	-	2
Kyle Sturdivant	-	1
Lance Terry	-	#6

30-plus Points	2023-24	Career
Miles Kelly	1	1

10-plus Rebounds	2023-24	Career
Tyzhaun Claude	1	18

Double-Doubles	2023-24	Career
Tyzhaun Claude	1	18
Kyle Sturdivant	-	*1
<i>*points and assists</i>		

Triple-Doubles	2022-23	Career
----------------	---------	--------

Tech Among ACC Leaders

All Games	Player	#	Rank
Points	Miles Kelly	63	4
Points per game	Miles Kelly	21.0	7
Rebounds	Tyzhaun Claude	25	5
Rebounds per game	Tyzhaun Claude	8.3	9
Off. reb. per game	Tyzhaun Claude	4.0	4
	Miles Kelly	3.3	6
Assists per game	Kyle Sturdivant	4.3	8
Steals per game	Kowacie Reeves, Jr.	2.00	7
Field goals made	Miles Kelly	23	3
Field goal attempts	Miles Kelly	61	1
Free throws made	Miles Kelly	12	5
Free throw attempts	Miles Kelly	21	2
3-pt FG pct.	Deebo Coleman	56.2	6
3-pt FG per game	Deebo Coleman	3.0	3
3-pt FG made	Miles Kelly	9	2
3-pt FG attempts	Miles Kelly	20	3
	Deebo Coleman	16	7
Minutes per game	Kowacie Reeves, Jr.	34.01	7

BIO UPDATES

Head Coach Damon Stoudamire • 1st season at Tech

Well-known throughout the basketball world for his success as a player and coach at the collegiate and professional levels, Damon Stoudamire became the 15th head coach in Georgia Tech men's basketball history on March 14, 2023.

Stoudamire comes to Georgia Tech after most recently serving as an assistant coach of the Boston Celtics, who currently sit atop the NBA's Atlantic Division standings. He was with the Celtics for nearly two seasons (2021-22 and 2022-23), after a successful five-season stint as the head coach at Pacific (2016-21). At Pacific, he was named West Coast Conference Coach of the Year in 2020 after leading the Tigers to a 23-10 record in 2019-20, good for the program's best winning percentage (.697) in 15 years, and a third-place finish in the powerful WCC (behind only national powers Gonzaga and St. Mary's). He also was honored with the Ben Jobe Award, given annually to the nation's top minority head coach.

Stoudamire established himself as one of his generation's premier players when he was a three-time all-conference performer, the 1995 Pac-10 co-Player of the Year and a consensus first-team All-American at Arizona, where he played for four seasons from 1991-95. After helping lead the Wildcats to the Final Four as a junior in 1994, he capped his collegiate career by averaging 22.8 points per game, en route to the co-conference Player of the Year and consensus first-team All-America recognition in 1995. He was a finalist for 1995 Wooden Award (National Player of the Year).

At the conclusion of his Arizona career, Stoudamire was the Wildcats' all-time leader in 3-pointers made (272) and ranked second in points (1,849) and fourth in assists (663). He was the only player in Arizona history with two 40-point games.

His amateur career also included helping lead the United States to the gold medal in the 1993 World University Games (where he led the team in assists and steals despite being the youngest player on the roster) and the bronze at the 1994 Goodwill Games.

Stoudamire was selected by the Toronto Raptors with the seventh overall pick in the 1995 NBA Draft and averaged 13.4 points and 6.1 assists per game over the course of a 13-year professional playing career that included stints with the Raptors (1995-98), Portland Trail Blazers (1998-05), Memphis Grizzlies (2005-08) and San Antonio Spurs (2008). He was named the 1996 NBA Rookie of the Year after averaging 19 points and 9.3 assists per game in his first NBA campaign, the first of four straight seasons that he averaged at least 17 points and eight assists per contest.

Following the conclusion of his NBA playing career in 2008, Stoudamire immediately embarked on his coaching career, beginning as director of player development at Rice in 2008-09. He then went on to serve as an assistant coach with the Memphis Grizzlies for two seasons (2009-11), before getting back into the college game with stints as an assistant at Memphis (2011-13), his alma mater Arizona (2013-15) and again at Memphis (2015-16).

After helping lead Memphis and Arizona to four conference championships (two Conference USA titles at Memphis, two Pac-12 crowns at Arizona) and four NCAA Tournament berths (including back-to-back Elite Eight appearances at Arizona) in six seasons, Stoudamire was hired as the head coach at Pacific in 2016. He inherited a program coming off an 8-20 campaign and quickly built it into a WCC contender, highlighted by the 23-10 campaign in 2019-20. The Tigers' 11-5 conference record that season remains their most-ever wins in WCC play. Combined with a 9-9 record in league play in 2017-18, Stoudamire led Pacific to its only two .500-or-better conference records since the Tigers joined the WCC in 2013-14.

After posting a 9-9 overall record during the Covid-shortened 2020-21 season, Stoudamire returned to the NBA as an assistant coach for the Celtics. In his first season in Boston, he helped lead the Celtics to the 2022 NBA Finals. This season, the Celtics stand in first place in the Atlantic Division and in second both in the Eastern Conference and in the NBA's overall league standings. With Boston, he coached a pair of metro-Atlanta natives in Malcolm Brogdon (Norcross, Ga.) and Jaylen Brown (Alpharetta, Ga.).

A Portland, Ore. native, Stoudamire, 50, graduated from Woodrow Wilson High School in 1991 and earned his bachelor's degree from Arizona in 2008. He has a daughter, Kemeco, and two sons, Damon and Brandon.

Stoudamire as a Head Coach

Season	School	Overall	Conference	Postseason
2016-17	Pacific	11-22	4-14 / 9th	
2017-18	Pacific	14-18	9-9 / 14th	
2018-19	Pacific	14-18	4-12 / 9th	
2019-20	Pacific	23-10	11-5 / 13rd	
2020-21	Pacific	9-9	6-7 / 5th	
at Pacific	5 years	71-77	34-47	
2023-24	Georgia Tech	2-1	0-0	
at Georgia Tech	1st year	2-1	0-0	
Career	6th year	73-78	34-47	

Stoudamire Coaching Resume

- Georgia Tech, head coach (2023-present)
- Boston Celtics, assistant coach (2021-23)
- Pacific, head coach (2016-21)
- Memphis, assistant coach (2015-16)
- Arizona, assistant coach (2013-15)
- Rice, director of player development (2008-09)
- Memphis, assistant coach (2011-13)
- Memphis Grizzlies, assistant coach (2009-11)

Honors: All-Pac-10 Conference (1993, 1994, 1995), Pac-10 Co-Player of the Year (1995), Consensus first-team All-American (1995), finalist for the Wooden Award (1995), West Coast Conference Coach of the Year (2020), Ben Jobe Award (2020)

Playing Experience: Lettered four years at Arizona (1991-95), Toronto Raptors (1995-98), Portland Trail Blazers (1998-2005), Memphis Grizzlies (2005-08), San Antonio Spurs (2008)

Coaching Staff

KARL HOBBS

Associate Head Coach • 1st season at Tech

Karl Hobbs, who directed George Washington to three straight NCAA Tournament appearances as a head coach, captured two national titles as an assistant at Connecticut and helped Rutgers to three post-season appearances in his most recent stop, joined the Georgia Tech men's basketball staff as associate head coach in April of 2023.

Hobbs has 36 seasons of Division I coaching experience and 21 post-season appearances on his resume, and comes to The Flats following seven seasons as associate head coach at Rutgers. He helped guide the Scarlet Knights to post-season appearances each of the past three seasons, including back-to-back appearances in the NCAA Tournament in 2021 and 2022, marking the first time RU made the big dance in consecutive seasons since 1976. Hobbs helped Rutgers snap a 30-year NCAA Tournament drought when the Scarlet Knights earned a berth in the 2021 the NCAA Tournament, their first appearance since 1991.

TERRY PARKER, JR.

Assistant Coach • 1st season at Tech

After helping lead UAB to 78 victories and trips to the NCAA Tournament and NIT during the last three seasons, Terry Parker, Jr., joined Georgia Tech's men's basketball coaching staff in April of 2023.

The Decatur, Ga., native brings 13 years of Division I coaching experience to the Yellow Jackets' program after stops at UAB, Indiana State, Utah Valley University and Nicholls State.

Parker was a part of Blazer teams that won 29 games and reached the NIT finals in 2022-23, which followed a 27-8 season and an NCAA Tournament berth in 2021-22. UAB went 22-7 his first season in 2020-21. Five Blazers earned all-Conference USA honors during his time in Birmingham, including 2002 C-USA Player of the Year Jordan "Jelly" Walker.

PERSHIN WILLIAMS

Assistant Coach • 1st season at Tech

A former graduate assistant with the Georgia Tech men's basketball program, Pershin Williams joined the Yellow Jackets' men's basketball staff as assistant coach in April of 2023 following four seasons on the bench at Kennesaw State.

Now with 12 years of full-time college coaching experience, Williams helped head coach Amir Abdur-Rahim build the KSU program into a championship team in the Atlantic Sun Conference and an NCAA Tournament team in 2023. KSU went 26-9 last season, 15-3 in the A-Sun, and three Owls earned all-conference recognition after being picked to finish eighth in the pre-season conference poll.

NATE BABCOCK

Assistant Coach • 1st season at Tech

After two seasons as an assistant coach with the Grand Rapids Gold in the G League, Nate Babcock joined the Georgia Tech men's basketball staff as quality control coach in June of 2023. He returns to the collegiate ranks after nine years on the professional level.

Prior to his time in Grand Rapids, the G League affiliate of the Denver Nuggets, Babcock spent seven years in various support roles in the NBA and G League. He joined the Gold after three years as the special assistant to the head coach with the Atlanta Hawks organization where he assisted with player development as well as opponent scouting and game preparation.

BONZI WELLS

Assistant Coach • 1st season at Tech

A 12-year veteran of professional basketball, including 10 in the National Basketball Association, Bonzi Wells joined the Georgia Tech men's basketball staff as an assistant coach in August of 2023. Wells will concentrate his efforts on player development and on-court coaching.

Wells, 46, came to Tech following two seasons as the head coach at Division II Le Moyne-Owen College in Memphis, Tenn., where he led the Magicians to a 34-23 record across his two years, including an 18-11 mark in 2022-23.

BIO UPDATES (see game-by-game stats and career highs in stat pack)

24 • Amaree Abram • G • 6-4 • 195 • So.

- Name pronounced "uh-MAR-ee" ... Also answers to the nickname "Mo"
- Started each of the first three games for Tech this season, averaging 16.9 minutes, 6.0 points, 2.0 assists per game
- Has hit just 5-of-18 shots from the floor, 2-of-10 from three-point range
- Former four-star guard prospect out of Texas who transferred from Ole Miss following his freshman season, joined the Yellow Jackets in the summer of 2023
- Has three years of eligibility after starting 22 games and averaging 21 minutes as a freshman
- Was invited to participate in training camp for the USA Basketball U19 team that was to compete in the FIBA Men's U19 World Cup, but did not make the cut to the 18 finalists
- Left-handed point guard who was one of the most promising freshman guards in the SEC in 2022-23 with excellent positional size, high-level scoring and passing ability and high intensity on defense
- Saw action in all 33 games for Ole Miss during his first year, starting in 22 games ... Averaged 21.0 minutes per contest
- Recorded 8.0 points, 2.0 rebounds, and 2.0 assists per contest ... Fourth on the team in scoring and second in assists
- Finished second on the team with 39 three pointers made, shooting a team-high 36.4 percent from deep

12 • Tyzhaun Claude • F • 6-7 • 226 • Sr.

- First name pronounced "tie-ZHON" but goes by "Ty" ... Graduate transfer with one year of eligibility at Tech
- Started each of the first three games this season, posting a double-double (10 pts/10 reb) against Georgia Southern and 19 points vs. Howard
- Has hit 43.8 percent of his shots from the floor, has averaged 8.3 rebounds (9th in the ACC) and has a 7-to-2 assist/turnover ratio
- One of the top scorers and rebounders in the Southern Conference in 2022-23, earned third-team all-conference honors for Western Carolina after starting his college career at Morehead State
- Second on the WCU roster with 15.4 points per game and snagged a SoCon-best 8.6 rebounds per game
- His 3.2 offensive boards per contest were likewise tops in the league while ranking 30th in the NCAA
- In 28 games played, finished with double-figure scoring 27 times, including 15 consecutive games to close season
- Logged a team-best 11 double-doubles
- Led the Catamounts in blocked shots, and shot 52.3 percent from the floor and 72 percent from the free throw line
- Made the Southern Conference all-tournament team in 2023 after averaging 15.0 points and 8.0 rebounds in two games

3 • Dallan "Deebo" Coleman • G • 6-6 • 210 • Jr.

- Wing guard who started a team-high 31 games last season (limited vs. Alabama State and Clemson due to achilles issue), reaching double-figure points in 14
- Has come off the bench to average 16.0 points in Tech's first three games, including a career high 24 points vs. UMass Lowell
- Has hit at least one three-point field goal in 18 straight games, last missing on Jan. 17, 2023 vs. NC State (0-for-5)
- Leads the Jackets in shooting percentage from the floor (.625, 8th in the ACC) and from three-point range (.562, 6th in the ACC)
- In 2022-23, was No. 4 on the Tech stat chart in scoring (9.5 ppg), No. 2 in minutes per game (31.3) and three-point field goals (57-of-175) ... No. 3 in free throws (51-of-74) and No. 4 in three-point percentage (32.6 pct.)
- Took 175 of his 274 field goal attempts (63.9 pct.) from behind the three-point arc, by far the highest percentage on the team ... Also was effective as a scorer inside (46-of-99 FG, 46.5 percent inside 3pt line)
- Focused less on scoring to concentrate on defense and facilitating the offense in later games ... Had an 20-to-4 assist/turnover ratio in the last seven games while averaging 8.7 points
- In ACC games, averaged 9.1 points per game (fourth on team) while hitting 35.9 percent from the floor, 31.6 percent (36-of-114) on threes
- Scored a season-best 21 points in Tech's win over Virginia Tech (6-10 FG, 3-4 3pt FG, 6-8 FT) ... Averaged 13.5 points in two ACC Tournament games while hitting 8-of-20 from the floor and 5-of-13 from three-point range
- The highest-rated high school prospect to sign with the Yellow Jackets ... Consensus four-star prospect, rated at No. 48 in the class of 2021 according to the 247Sports Composite rankings
- Named Florida's Mr. Basketball as well as the Florida Class 4A Player of the Year as a senior
- Born and raised in Memphis, Tenn., spent his high school years in Jacksonville, Fla., area, where his father, Ran, is a high school head coach

10 • Ebenezer Dowuona • C • 6-11 • 230 • Sr.

- Last name pronounced "duh-WANNA" ... Goes by "Ebe" (eee-bee)
- In his fourth season, but is eligible to take a COVID year if he chooses
- Averaging 5.6 minutes off the bench in Tech's first three games as Tech's No. 2 center
- Former four-star high school prospect in the state of Georgia who played three seasons at NC State before enrolling at Georgia Tech in the summer of 2023
- Athletic post player who is strong on the boards and protecting the rim
- Played in 61 games, starting 30, over the last two seasons with the Wolfpack
- Averaged 2.6 points and 2.7 rebounds, connecting on 51 percent of his shots from the floor across three seasons
- Helped lift the Wolfpack to a berth in the NIT as a freshman and the NCAA Tournament in 2022-23
- Best season came in 2021-22 when he started 27 games and averaged 4.1 points (55.9 pct. FG) and 4.1 rebounds in 31 games
- Blocked 80 shots over the last two seasons
- High school teammate of Lance Terry at The Heritage School in Newnan, Ga.

5 • Tafara Gapare • F • 6-9 • 206 • So.

- Name pronounced "tuh-FAR-uh guh-PAR-ee"
- Started each of Tech's first three games, averaging 13 minutes ... Blocked three shots against Georgia Southern
- Former four-star-rated recruit from New Zealand who spent his senior year of high school in Connecticut and played his freshman year at Massachusetts
- Enrolled for the summer, 2023 term and has three seasons of eligibility remaining
- Averaged 12.4 minutes per game over 30 games as a freshman at UMass
- Averaged 3.4 points and 2.1 rebounds per game, while shooting 31.2 percent from the field for the Minutemen
- Despite limited playing time, he led the team in blocked shots (20) and went to the free throw line 40 times
- Scored a season-high 15 points against Albany
- Spent the 2021-22 year at the South Kent School in Connecticut ... Ranked as the No. 1 player in Connecticut and No. 10 power forward by 247Sports for the Class of 2023

2 • Naithan George • G • 6-3 • 180 • Fr.

- Goes by "Nait"
- Point guard from Canada who attended Dream City Christian School in Glendale, Ariz., his last three years of high school
- Enrolled for fall semester and eligible to play in 2023-24
- Exceptional court vision and tremendous work ethic
- Solid two-level scorer who is committed to playing both ends of the floor
- Chose Tech over offers from Texas A&M Corpus Christi, Sam Houston State, Seattle
- Averaged 15 points, eight assists and five rebounds per game in 2022-23 at Dream City Christian, which fields a national team that competes against junior colleges and on The Grind Session prep circuit
- Led to state championships in 2022 and 2023
- Earned all-breakout honors at the Peach Jam playing for the Arizona Unity team, averaging 10 points, 4.8 rebounds and 3.7 assists over six games (27.2 minutes per game)

BIO UPDATES (see game-by-game stats and career highs in stat pack)

13 • Miles Kelly • G • 6-6 • 180 • Jr.

- Accurate shooter from long range who also plays some point and developed into a consistently productive scorer for the Yellow Jackets
- Has started his junior season hot, scoring 25 points against Georgia Southern and 27 vs. Howard, scoring the majority of his points in the key stretches that allowed Tech to take control of each win
- No. 7 in the ACC in scoring average (21.0 ppg), No. 3 in field goals made, No. 1 in field goals attempted
- Scored 16 of his 27 during Tech's run that erased a 14-point deficit in the second half of the Jackets' game 2 win over Howard
- Has hit 37.7 percent of his shots from the floor and 25.0 percent from three-point range
- Has scored in double digits in 11 straight games, averaging 20.1 points over that stretch
- Leading scorer for the Jackets (14.4 ppg) overall and in conference games (14.8 ppg) in 2022-23 as a sophomore ... Reached double figures in 25 games total
- Averaged 19.8 points and 3.1 rebounds over Tech's last eight games of 2022-23, hitting 47.7 percent from the floor (53-of-111), 44.3 percent (35-of-79) from three-point range
- Kelly's 9.9 points-per-game improvement in his scoring average was the second-best in the ACC
- Tech's top three-point shooter for the season by volume and No. 2 by percentage (89-of-235, 37.9 pct. overall; 61-of-159, 38.4 pct. in ACC games)
- In ACC games, shot 40.2 percent from the floor, 38.4 percent from three-point range and 93.5 percent from the free throw line
- Led Tech and set a program record for free throw percentage (89.83 pct. on 59 attempts), breaking the previous mark of 88.73 percent set by Anthony Morrow in 2005-06 ... Had a streak of 24 straight FT made at one point in the season
- Led Tech in scoring in 11 games (21 vs. Iowa, 16 vs. Northeastern, 17 vs. Georgia, 15 at North Carolina, 17 vs. Clemson, 20 vs. Virginia, 17 at NC State, 24 at Pitt, 30 at Syracuse, 21 at Boston College, 21 vs. FSU)
- Started 19 of 20 regular season ACC games ... Averaged team-high 32.4 minutes per game (33.4 in ACC games)
- Has hit three or more triples in a game 22 times in his career, 16 times last season
- Atlanta-area native who spent his senior year of high school at Hargrave Military Academy in Virginia, after prepping at Parkview High School in Lilburn ... Consensus four-star No. 87 in the 247Sports composite rankings

11 • Baye Ndongo • F • 6-9 • 214 • Fr.

- Name pronounced "BYE n-DON-go" ... Pronounce the N with no vowel after or before
- Has yet to play this season due to a right hand injury
- Versatile, skilled and athletic forward who was rated a four-star prospect by On3, three-star by Rivals and 247Sports
- Nationally, was ranked as high as No. 120 by Rivals and No. 23 among power forwards
- Chose the Yellow Jackets over Michigan and Nebraska after originally committing to Rutgers in January
- Has a 7-foot, 2-inch wingspan ... Grew up in a soccer family, but an older sister persuaded him to trying basketball at age 14
- Played the 2022-23 season at Putnam (Conn.) Science Academy, helping lead the team to its fourth national prep school championship in five years
- Helped lead Putnam to the national prep school championship and a 38-3 record
- Averaged 8.3 points and 4.8 rebounds with three double-doubles, and shot 59.2 percent from inside the three-point arc
- Played for Senegal's U19 team in the U19 World Cup in 2021 ... Averaged 7.6 points, 6.0 rebounds, 1.9 assists, 1.3 steals and 0.9 blocks over seven games

14 • Kowacie Reeves, Jr. • F • 6-7 • 202 • Jr.

- First name pronounced "ko-WAY-see" ... Answers to "WAY-see"
- Scored 15 points in each of Tech's first two games, hitting 10-of-17 shots from the floor and 4-of-9 from three-point range
- Averaging 11.3 points per game, fourth on the team, while hitting 45.8 percent from the floor and 8-of-9 from the foul line
- Former four- and five-star-rated recruit from Georgia who played two seasons at Florida before transferring to Georgia Tech
- Enrolled for the summer, 2023 term and has two seasons of eligibility remaining
- Helped lead Florida to appearances in the National Invitation Tournament both of his seasons in Gainesville
- Averaged 7.1 points and 2.1 rebounds in 60 appearances with 17 starts as a Gator, averaging 17.5 minutes per game across two seasons
- Posted a pair of 20-point games at UF, scoring 21 vs. Texas A&M in the 2022 SEC Tournament and adding 20 vs. Ohio
- Rivals five-star recruit and ESPN and 247 four-star prospect in 2021, rated in the top 30 overall and the No. 6 shooting guard by both Rivals and 247

23 • Ibrahima Sacko • G/F • 6-6 • 225 • Fr.

- Name pronounced "EE-bruh-HEE-muh SOCK-oh"
- Wing player who was one of the top players out of Canada in the class of 2023
- Rated a top-3 player in the country by Canadian recruiting analyst Josh Millican
- Only freshman to play for Tech so far in the regular season, averaging 15.3 minutes (scored 1 point) and 5.0 rebounds
- Athletic and physical player who is known for his defensive capabilities and also adept at putting the ball on the floor
- Has a wingspan of 6 feet, 9 inches and a standing reach of 8 feet, 7 inches
- Native of Guinea who came to Canada in 2022 to prep at J. Addison School in Markham, Ontario, considered the top prospect in the Ontario Scholastic Basketball Association
- Earned OSBA first-team all-star and defensive player of the year honors for coach Juevol Myles after leading the Jaguars to the OSBA semifinals
- Averaged 29 points, 11 rebounds, 4 assists, 2 blocks and 2 steals per game
- Led the Jaguars to the championship of the prestigious Beach Ball Classic in Myrtle Beach, S.C., where he was named MVP after averaging 16.5 points, 5 assists, 5 rebounds and 1.5 steals per game
- Was invited to compete in the spring at the Nike Hoops Summit in Portland to compete for the World team against some of the best players in the 2023 class, but did not compete due to injury

30 • Ibrahim Souare • F • 6-9 • 214 • Fr.

- Name pronounced "EE-bruh-HEEM SWAR-ay (rhymes with soiree)"
- Power forward prospect from Guinea who was recruited out of Dream City Christian School in Glendale, Ariz.
- Enrolled for fall semester and eligible to play in 2023-24
- Measured 7-2 wingspan, 30-inch vertical leap ... Listed at 6-foot-7 for the FIBA 2022 U18 Championship, grown two inches since then
- Chose Tech over Oregon, Niagara and Oakland
- Averaged 11.7 points, 7.7 rebounds and 1.7 assists for Guinea in the 2022 FIBA U18 African Championship in Madagascar ... Averaged 29.3 minutes over six games

BIO UPDATES (see game-by-game stats and career highs in stat pack)

1 • Kyle Sturdivant • G • 6-3 • 195 • Sr.

- Last name pronounced "STIR-de-vunt"
- Team captain who played his fourth season at Tech after transferring from Southern California ... Has played in 115 games in his career, most among the Yellow Jackets
- Key off the bench so far, averaging 10.3 points and 4.3 assists while compiling a 13-to-4 assist/turnover ratio
- Averaging 25.4 minutes and connected on 46.7 percent from the floor overall
- Started 21 games total, 14 ACC games including tournament, and averaged 25.4 minutes in conference games last season
- Averaged 8.6 points per game in 2022-23 (fifth on the team) ... No. 2 on the team in assist average (3.3 per game) and 8th in the ACC in assist/turnover ratio (2.09-1) ... Shot 39.3 percent from the floor and 32.1 percent from distance
- In ACC games, averaged 9.0 points and 3.3 assists per game, hitting 39.3 percent from the floor and 30.3 percent on threes
- Started Tech's last 12 games and played the best basketball of his career over that stretch ... Averaged 12.6 points and reached double digits in nine games ... Connected on 35.1 percent (20-of-57) from three-point range, and compiled a 53-to-19 assist/turnover ratio ... Averaged nearly 33 minutes per game over that stretch
- In the ACC Tournament, averaged 12.5 points and dealt 15 assists against three turnovers
- Had 11 points and 10 assists in Tech's final home game against Louisville, becoming the first Tech player with 10 assists and a point/assist double-double since Josh Heath vs. NC State in 2017
- Scored a career-high 20 points in Tech's win at Syracuse, hitting 7-of-9 from the floor (2-of-3 3pt FG), with three assists and three steals
- Scored 18 points in 18 minutes at Notre Dame on Jan. 10, all of them after halftime ... Scored all seven Tech points in overtime in the loss ... Led the Jackets with 17 points at Louisville (5-16 FG, 2-9 3pt, 5-7 FT) with four assists in a season-high 37:40
- Started 28 games in 2021-22, including the last 20 beginning Jan. 4 at Duke ... Averaged 25.2 minutes, 7.6 points (third on Tech's team) and 2.3 assists for the season ... Team-best 73/38 assist/turnover ratio
- Played in every game off the bench his first year at Tech in 2020-21, averaging 3.5 points while posting a solid 27/17 assist/turnover ratio

0 • Lance Terry • G • 6-3 • 198 • Sr.

- Atlanta-area high school product who played three seasons at Gardner-Webb University, then transferred to Georgia Tech and enrolled for the summer term
- Recovering from a pre-season right calf injury and has yet to play
- No. 2 on the team in scoring at 10.1 points per game in 2022-23 while hitting 42.1 percent of his shots from the floor, 38.8 from three-point range (top percentage on the team) and 81.4 percent from the foul line
- Averaged 11.4 points in ACC games (No. 2 on the team), connecting on 41.3 percent from the floor, a team-high 42.1 from three-point distance and 79.4 percent from the free throw stripe
- Was a key figure both as a starter and a reserve offensively, and his best offensive games occurred in Tech's seven ACC wins (tournament win included) ... Scored a season-high 24 points in the Jackets' Jan. 4 win over No. 12 Miami, 19 in their Feb. 8 win over Notre Dame, 14 vs. Virginia Tech on Feb. 15, 17 vs. Louisville on Feb. 25, 24 at Syracuse on Feb. 28 and 17 at Boston College
- In those seven wins, averaged 17.7 points, connected on 47.3 percent of his field goals, and 52.1 percent of his threes, playing the full 40 minutes in all but the Syracuse game, in which he was subbed out with 56 seconds left when the Jackets emptied the bench
- Missed four straight ACC games (Syracuse on Jan. 21 through Louisville on Feb. 1) with a hamstring injury ... After his return (Tech's last 11 games), averaged 13.3 points per game while hitting 43.4 percent from the floor (53-of-122) and 43.3 percent from behind the arc (26-of-60) ... Scored the game-winning basket on the tip-in at the final horn against Notre Dame
- Scored 41 points in Tech's in back-to-back games against Miami (season-high 24) and Florida State (17) in early January ... Hit 14-of-28 FG, 7-11 3-point FG and 6-of-8 FT, with 11 rebounds, in those two games ... Scored nine of his points in Tech's closing 12-0 run against the Hurricanes
- Started 21 of the 29 games he played, including 15 ACC games (regular season plus tournament)
- Had the best turnover rate on the team (1.3 per 40 minutes)
- Has the most career points (892) of any player on the Tech roster
- Thirteen double-figure scoring games altogether in 2022-23, eight in ACC games

4 • Carter Murphy • G • 6-4 • 205 • Sr.

- Came to Georgia Tech as a graduate transfer after four years at the Air Force Academy, where he graduated with a bachelor's degree in data science and is pursuing a master's degree in operations research at Tech
- Played three minutes against Howard and did not score
- Saw action in 70 games over four seasons at Air Force, making eight starts and averaging 14.3 minutes ... Connected on 46.6 percent of his shots from the floor, 30.7 on threes and 85 percent from the foul line in his Falcons career, and averaged 5.0 points
- Played in 31 games as a senior, making two starts, and hit career high marks in every statistical category
- Fourth on team in scoring, averaging 7.2 points per game ... Second on team in shooting at .500 from the field and third in free throw percentage (.829)
- Averaged 15.3 points over the last seven games of the season, reaching double figures in all seven ... Scored career-high 19 points in final game at Mountain West tourney vs. UNLV

35 • Emmer Nichols • F • 6-6 • 215 • r-Fr.

- Non-scholarship player who joined the Tech program for the fall, 2022 semester ... Redshirted the 2022-23 season
- Versatile player and left-handed shooter who is skilled in all facets of the game
- No. 42-ranked player in the state of California according to Max Preps
- Played four years at Sacred Heart Preparatory School, serving two years as team captain
- Helped Sacred Heart to a pair of league championships, including a Central Coast Section title in 2021
- As a senior, led SHP to a 25-5 record overall as a senior and 14-0 mark in its league
- Earned second-team Central Coast Section WBAL all-league, first-team all-league in 2020 and 2022 (MVP and defensive player of the year in 2022)

33 • Marcos San Miguel • G • 6-4 • 190 • Fr.

- First-year non-scholarship student-athlete from Campbell High School in Smyrna
- Four-year varsity letterwinner in basketball at Campbell High School, serving as team captain three years ... Helped the Spartans to a 17-12 overall record as a senior
- Graduated from Campbell with a 4.77 weighted GPA ... Also served in IB Leadership Core Team, Human Rights Club (Vice President), Interact Service Club, Chess Club, Academic Quiz Bowl, National Honor Society, Spanish Honor Society, Campbell Fellowship
- Gold Scholar at Georgia Tech enrolled in computer science with a minor in Spanish
- Officiates youth basketball in his spare time for East Marietta Basketball, Inc. ... Founded and leads organization called Take a Charge National Fundraising Campaign, in which he seeks donations for each charge he takes in basketball games, originating to raise funds for a friend who suffered a traumatic brain injury playing football, with additional funds directed toward people in need

2023-24 SEASON STATISTICS AND RESULTS

Game Records

Record	Overall	Home	Away	Neutral
ALL GAMES	2-1	2-1	0-0	0-0
CONFERENCE	0-0	0-0	0-0	0-0
NON-CONFERENCE	2-1	2-1	0-0	0-0

Score by Periods

Team	1st	2nd	OT	TOT
Georgia Tech	99	144	0	243
Opponents	101	120	0	221

Team Box Score

No.	Player				Total		3-Point		F-Throw		Rebounds													
		GP-GS	MIN	AVG	FG-FGA	FG%	3FG-3FGA	3FG%	FT-FTA	FT%	OFF	DEF	TOT	AVG	PF	DQ	A	TO	BLK	STL	PTS	AVG		
13	KELLY, Miles	3-3	99:48	33.3	23-61	.377	5-20	.250	12-21	.571	10	9	19	6.3	7	0	6	4	2	4	63	21.0		
3	COLEMAN, Dallan "Deebo"	3-0	85:37	28.5	15-24	.625	9-16	.563	9-15	.600	3	6	9	3.0	7	0	1	0	1	2	48	16.0		
12	CLAUDE, Tyzhaun	3-3	81:01	27.0	14-32	.438	1-5	.200	9-16	.563	12	13	25	8.3	9	1	7	2	0	3	38	12.7		
14	REEVES, Kowacie	3-3	102:03	34.0	11-24	.458	4-12	.333	8-9	.889	4	9	13	4.3	3	0	5	3	4	4	34	11.3		
1	STURDIVANT, Kyle	3-0	76:03	25.4	14-30	.467	2-8	.250	1-2	.500	1	5	6	2.0	8	0	13	4	0	1	31	10.3		
24	ABRAM, Amaree	3-3	50:50	16.9	5-18	.278	2-10	.200	6-9	.667	2	6	8	2.7	3	0	6	6	1	1	18	6.0		
10	DOWUONA, Ebenezer	3-0	16:46	5.6	3-4	.750	0-0	.000	0-1	.000	4	2	6	2.0	4	0	0	2	1	0	6	2.0		
23	SACKO, Ibrahima	3-0	45:49	15.3	1-5	.200	0-2	.000	1-4	.250	5	10	15	5.0	8	0	1	3	0	4	3	1.0		
5	GAPARE, Tafara	3-3	39:04	13.0	1-9	.111	0-4	.000	0-0	.000	2	4	6	2.0	8	0	1	4	4	2	2	0.7		
4	MURPHY, Carter	1-0	02:59	3.0	0-0	.000	0-0	.000	0-0	.000	0	0	0	0.0	0	0	0	0	0	0	0	0.0		
Team											12	5	17				3							
Total		3	600		87-207	.420	23-77	.299	46-77	.597	55	69	124	41.3	57	1	40	31	13	21	243	81.0		
Opponents		3	600		81-184	.440	14-58	.241	45-60	.750	35	77	112	37.3	61	2	29	42	14	17	221	73.7		

Team Statistics

	GATECH	OPP
Scoring	243	221
Points per game	81.0	73.7
Scoring margin	+7.3	-
Field goals-att	87-207	81-184
Field goal pct	.420	.440
3 point fg-att	23-77	14-58
3-point FG pct	.299	.241
3-pt FG made per game	7.7	4.7
Free throws-att	46-77	45-60
Free throw pct	.597	.750
F-Throws made per game	15.3	15.0
Rebounds	124	112
Rebounds per game	41.3	37.3
Rebounding margin	+4.0	-
Assists	40	29
Assists per game	13.3	9.7
Turnovers	31	42
Turnovers per game	10.3	14.0
Turnover margin	+3.7	-
Assist/turnover ratio	1.3	0.7
Steals	21	17
Steals per game	7.0	5.7
Blocks	13	14
Blocks per game	4.3	4.7
Winning streak	0	-
Home win streak	0	-
Attendance	10994	0
Home games-Avg/Game	3-3665	0-0
Neutral site-Avg/Game	-	0-0

Team Results

Date	Opponent		Score	Att.
11/06/2023	Ga. Southern	W	84-62	3414
11/09/2023	Howard	W	88-85	3802
11/14/2023	UMass Lowell	L	71-74	3778



2023-24 Georgia Tech Men's Basketball
Points-rebounds-assists
All games

Page 1/1
as of Nov 15, 2023

Opponent	Date	Score		1 STURDIVANT	3 COLEMAN,DA	4 MURPHY,CAR	5 GAPARE,TAF	10 DOWUONA,EB	12 CLAUDE,TYZ	13 KELLY,MILE	14 REEVES,KOW	23 SACKO,IBRA	24 ABRAM,AMAR
Ga. Southern	11/06/2023	84-62	W	8-4-6	17-0-0	DNP	2-1-0	2-4-0	10-10-3	25-5-3	15-3-3	0-4-0	5-2-2
Howard	11/09/2023	88-85	W	11-2-2	7-4-0	0-0-0	0-2-0	2-1-0	19-6-3	27-6-2	15-7-2	1-3-0	6-4-3
UMass Lowell	11/14/2023	71-74	L	12-0-5	24-5-1	DNP	0-3-1	2-1-0	9-9-1	11-8-1	4-3-0	2-8-1	7-2-1



2023-24 Georgia Tech Men's Basketball
Team Game-by-Game
All games

Page 1/1
as of Nov 15, 2023

				Total		3-Pointers		Free throws		Rebounds											
Opponent	Date	Score		FG-FGA	PCT	3FG-3FGA	PCT	FT-FTA	PCT	OFF	DEF	TOT	AVG	PF	A	TO	BLK	STL	PTS	AVG	
Ga. Southern	11/06/2023	84-62	W	27-60	.450	13-29	.448	17-27	.630	15	22	37	37.0	16	17	13	4	10	84	84.0	
Howard	11/09/2023	88-85	W	34-77	.442	4-18	.222	16-27	.593	22	21	43	40.0	19	12	7	3	6	88	86.0	
UMass Lowell	11/14/2023	71-74	L	26-70	.371	6-30	.200	13-23	.565	18	26	44	41.3	22	11	11	6	5	71	81.0	
Total		243		87-207	.420	23-77	.299	46-77	.597	55	69	124	41.3	57	40	31	13	21	243	81.0	
Opponents		221		81-184	.440	14-58	.241	45-60	.750	35	77	112	37.3	61	29	42	14	17	221	73.7	

Georgia Tech Averages

Games Played	Points/game	FG Pct	3FG Pct	FT Pct	Rebounds/game	Assists/game	Turnovers/game	Assist/Turnover ratio	Steals/game	Blocks/game
3	81.0	42.0	29.9	59.7	41.3	13.3	10.3	1.3	7.0	4.3



2023-24 Georgia Tech Men's Basketball
Opponents Game-by-Game
All games

Page 1/1
as of Nov 15, 2023

				Total		3-Pointers		Free throws		Rebounds											
Opponent	Date	Score		FG-FGA	PCT	3FG-3FGA	PCT	FT-FTA	PCT	OFF	DEF	TOT	AVG	PF	A	TO	BLK	STL	PTS	AVG	
Ga. Southern	11/06/2023	84-62	W	23-57	.404	6-22	.273	10-13	.769	11	22	33	33.0	23	6	18	2	5	62	62.0	
Howard	11/09/2023	88-85	W	30-60	.500	6-21	.286	19-28	.679	11	26	37	35.0	19	11	14	6	5	85	73.5	
UMass Lowell	11/14/2023	71-74	L	28-67	.418	2-15	.133	16-19	.842	13	29	42	37.3	19	12	10	6	7	74	73.7	
Total		221		81-184	.440	14-58	.241	45-60	.750	35	77	112	37.3	61	29	42	14	17	221	73.7	
Georgia Tech		243		87-207	.420	23-77	.299	46-77	.597	55	69	124	41.3	57	40	31	13	21	243	81.0	

Opponents Averages

Games Played	Points/game	FG Pct	3FG Pct	FT Pct	Rebounds/game	Assists/game	Turnovers/game	Assist/Turnover ratio	Steals/game	Blocks/game
3	73.7	44.0	24.1	75.0	37.3	9.7	14.0	0.7	5.7	4.7



2023-24 Georgia Tech Men's Basketball
Individual Game-by-Game
All games

Page 1/10
as of Nov 15, 2023

#1 STURDIVANT, Kyle

Opponent	Date	GS	MIN	Total		3-Pointers		Free throws		Rebounds				PF	A	TO	BLK	STL	PTS	AVG
				FG-FGA	PCT	3FG-3FGA	PCT	FT-FTA	PCT	OFF	DEF	TOT	AVG							
Ga. Southern	11/06/2023		27:43	3-5	.600	2-3	.667	0-0	.000	0	4	4	4.0	2	6	1	0	1	8	8.0
Howard	11/09/2023		22:08	5-12	.417	0-1	.000	1-1	1.000	1	1	2	3.0	3	2	0	0	0	11	9.5
UMass Lowell	11/14/2023		26:12	6-13	.462	0-4	.000	0-1	.000	0	0	0	2.0	3	5	3	0	0	12	10.3
Totals		0	76:03	14-30	.467	2-8	.250	1-2	.500	1	5	6	2.0	8	13	4	0	1	31	10.3

Player Averages

Games Played	Minutes/game	Points/game	FG Pct	3FG Pct	FT Pct	Rebounds/game	Assists/game	Turnovers/game	Assist/Turnover ratio	Steals/game	Blocks/game
3	25.4	10.3	46.7	25.0	50.0	2.0	4.3	1.3	3.3	0.3	0.0



2023-24 Georgia Tech Men's Basketball
Individual Game-by-Game
All games

Page 2/10
as of Nov 15, 2023

#3 COLEMAN, Dallan "Deebo"

Opponent	Date	GS	MIN	Total		3-Pointers		Free throws		Rebounds								PTS	AVG
				FG-FGA	PCT	3FG-3FGA	PCT	FT-FTA	PCT	OFF	DEF	TOT	AVG	PF	A	TO	BLK	STL	
Ga. Southern	11/06/2023		25:49	5-7	.714	3-5	.600	4-7	.571	0	0	0	0.0	2	0	0	0	0	17
Howard	11/09/2023		28:16	3-5	.600	1-2	.500	0-1	.000	1	3	4	2.0	3	0	0	0	1	7
UMass Lowell	11/14/2023		31:32	7-12	.583	5-9	.556	5-7	.714	2	3	5	3.0	2	1	0	1	1	24
Totals		0	85:37	15-24	.625	9-16	.563	9-15	.600	3	6	9	3.0	7	1	0	1	2	48

Player Averages

Games Played	Minutes/game	Points/game	FG Pct	3FG Pct	FT Pct	Rebounds/game	Assists/game	Turnovers/game	Assist/Turnover ratio	Steals/game	Blocks/game
3	28.5	16.0	62.5	56.3	60.0	3.0	0.3	0.0	1.0	0.7	0.3



2023-24 Georgia Tech Men's Basketball
Individual Game-by-Game
All games

Page 3/10
as of Nov 15, 2023

#4 MURPHY, Carter

Opponent	Date	GS MIN		Total		3-Pointers		Free throws		Rebounds				PF A TO BLK STL PTS AVG			
				FG-FGA	PCT	3FG-3FGA	PCT	FT-FTA	PCT	OFF	DEF	TOT	AVG				
Howard	11/09/2023		02:59	0-0	.000	0-0	.000	0-0	.000	0	0	0	0.0	0	0	0	0
Totals		0	02:59	0-0	.000	0-0	.000	0-0	.000	0	0	0	0.0	0	0	0	0.0

Player Averages

Games Played	Minutes/ game	Points/ game	FG Pct	3FG Pct	FT Pct	Rebounds/ game	Assists/ game	Turnovers/ game	Assist/Turnover ratio	Steals/ game	Blocks/ game
1	3.0	0.0	0.0	0.0	0.0	0.0	0.0	0.0	0.0	0.0	0.0



2023-24 Georgia Tech Men's Basketball
Individual Game-by-Game
All games

Page 4/10
as of Nov 15, 2023

#5 GAPARE, Tafara

Opponent	Date	GS	MIN	Total		3-Pointers		Free throws		Rebounds											
				FG-FGA	PCT	3FG-3FGA	PCT	FT-FTA	PCT	OFF	DEF	TOT	AVG	PF	A	TO	BLK	STL	PTS	AVG	
Ga. Southern	11/06/2023	*	15:55	1-6	.167	0-1	.000	0-0	.000	1	0	1	1.0	2	0	1	3	1	2	2.0	
Howard	11/09/2023	*	09:37	0-2	.000	0-2	.000	0-0	.000	0	2	2	1.5	3	0	1	0	1	0	1.0	
UMass Lowell	11/14/2023	*	13:32	0-1	.000	0-1	.000	0-0	.000	1	2	3	2.0	3	1	2	1	0	0	0.7	
Totals		3	39:04	1-9	.111	0-4	.000	0-0	.000	2	4	6	2.0	8	1	4	4	2	2	0.7	

Player Averages

Games Played	Minutes/game	Points/game	FG Pct	3FG Pct	FT Pct	Rebounds/game	Assists/game	Turnovers/game	Assist/Turnover ratio	Steals/game	Blocks/game
3	13.0	0.7	11.1	0.0	0.0	2.0	0.3	1.3	0.3	0.7	1.3



2023-24 Georgia Tech Men's Basketball
Individual Game-by-Game
All games

Page 5/10
as of Nov 15, 2023

#10 DOWUONA, Ebenezer

Opponent	Date	GS	MIN	Total		3-Pointers		Free throws		Rebounds				PF	A	TO	BLK	STL	PTS	AVG
				FG-FGA	PCT	3FG-3FGA	PCT	FT-FTA	PCT	OFF	DEF	TOT	AVG							
Ga. Southern	11/06/2023		08:22	1-2	.500	0-0	.000	0-1	.000	3	1	4	4.0	3	0	0	0	0	2	2.0
Howard	11/09/2023		05:54	1-1	1.000	0-0	.000	0-0	.000	1	0	1	2.5	1	0	1	1	0	2	2.0
UMass Lowell	11/14/2023		02:30	1-1	1.000	0-0	.000	0-0	.000	0	1	1	2.0	0	0	1	0	0	2	2.0
Totals		0	16:46	3-4	.750	0-0	.000	0-1	.000	4	2	6	2.0	4	0	2	1	0	6	2.0

Player Averages

Games Played	Minutes/game	Points/game	FG Pct	3FG Pct	FT Pct	Rebounds/game	Assists/game	Turnovers/game	Assist/Turnover ratio	Steals/game	Blocks/game
3	5.6	2.0	75.0	0.0	0.0	2.0	0.0	0.7	0.0	0.0	0.3



2023-24 Georgia Tech Men's Basketball
Individual Game-by-Game
All games

Page 6/10
as of Nov 15, 2023

#12 CLAUDE, Tyzhaun

Opponent	Date	GS	MIN	Total		3-Pointers		Free throws		Rebounds										
				FG-FGA	PCT	3FG-3FGA	PCT	FT-FTA	PCT	OFF	DEF	TOT	AVG	PF	A	TO	BLK	STL	PTS	AVG
Ga. Southern	11/06/2023	*	29:50	3-8	.375	0-2	.000	4-6	.667	5	5	10	10.0	0	3	0	0	2	10	10.0
Howard	11/09/2023	*	27:32	8-15	.533	1-2	.500	2-4	.500	3	3	6	8.0	5	3	1	0	1	19	14.5
UMass Lowell	11/14/2023	*	23:39	3-9	.333	0-1	.000	3-6	.500	4	5	9	8.3	4	1	1	0	0	9	12.7
Totals		3	81:01	14-32	.438	1-5	.200	9-16	.563	12	13	25	8.3	9	7	2	0	3	38	12.7

Player Averages

Games Played	Minutes/game	Points/game	FG Pct	3FG Pct	FT Pct	Rebounds/game	Assists/game	Turnovers/game	Assist/Turnover ratio	Steals/game	Blocks/game
3	27.0	12.7	43.8	20.0	56.3	8.3	2.3	0.7	3.5	1.0	0.0



2023-24 Georgia Tech Men's Basketball
Individual Game-by-Game
All games

Page 7/10
as of Nov 15, 2023

#13 KELLY, Miles

Opponent	Date	GS	MIN	Total		3-Pointers		Free throws		Rebounds											
				FG-FGA	PCT	3FG-3FGA	PCT	FT-FTA	PCT	OFF	DEF	TOT	AVG	PF	A	TO	BLK	STL	PTS	AVG	
Ga. Southern	11/06/2023	*	30:29	9-18	.500	4-9	.444	3-5	.600	2	3	5	5.0	3	3	2	0	2	25	25.0	
Howard	11/09/2023	*	35:15	9-24	.375	1-5	.200	8-13	.615	4	2	6	5.5	1	2	0	0	1	27	26.0	
UMass Lowell	11/14/2023	*	34:04	5-19	.263	0-6	.000	1-3	.333	4	4	8	6.3	3	1	2	2	1	11	21.0	
Totals		3	99:48	23-61	.377	5-20	.250	12-21	.571	10	9	19	6.3	7	6	4	2	4	63	21.0	

Player Averages

Games Played	Minutes/game	Points/game	FG Pct	3FG Pct	FT Pct	Rebounds/game	Assists/game	Turnovers/game	Assist/Turnover ratio	Steals/game	Blocks/game
3	33.3	21.0	37.7	25.0	57.1	6.3	2.0	1.3	1.5	1.3	0.7



2023-24 Georgia Tech Men's Basketball
Individual Game-by-Game
All games

Page 8/10
as of Nov 15, 2023

#14 REEVES, Kowacie

Opponent	Date	GS	MIN	Total		3-Pointers		Free throws		Rebounds										
				FG-FGA	PCT	3FG-3FGA	PCT	FT-FTA	PCT	OFF	DEF	TOT	AVG	PF	A	TO	BLK	STL	PTS	AVG
Ga. Southern	11/06/2023	*	32:42	4-7	.571	3-5	.600	4-4	1.000	1	2	3	3.0	1	3	2	1	3	15	15.0
Howard	11/09/2023	*	35:04	6-10	.600	1-4	.250	2-3	.667	3	4	7	5.0	0	2	1	1	1	15	15.0
UMass Lowell	11/14/2023	*	34:17	1-7	.143	0-3	.000	2-2	1.000	0	3	3	4.3	2	0	0	2	0	4	11.3
Totals		3	102:03	11-24	.458	4-12	.333	8-9	.889	4	9	13	4.3	3	5	3	4	4	34	11.3

Player Averages

Games Played	Minutes/game	Points/game	FG Pct	3FG Pct	FT Pct	Rebounds/game	Assists/game	Turnovers/game	Assist/Turnover ratio	Steals/game	Blocks/game
3	34.0	11.3	45.8	33.3	88.9	4.3	1.7	1.0	1.7	1.3	1.3



2023-24 Georgia Tech Men's Basketball
Individual Game-by-Game
All games

Page 9/10
as of Nov 15, 2023

#23 SACKO, Ibrahima

Opponent	Date	GS	MIN	Total		3-Pointers		Free throws		Rebounds											
				FG-FGA	PCT	3FG-3FGA	PCT	FT-FTA	PCT	OFF	DEF	TOT	AVG	PF	A	TO	BLK	STL	PTS	AVG	
Ga. Southern	11/06/2023		12:31	0-3	.000	0-1	.000	0-0	.000	2	2	4	4.0	2	0	2	0	1	0	0.0	
Howard	11/09/2023		12:52	0-0	.000	0-0	.000	1-2	.500	0	3	3	3.5	2	0	1	0	0	1	0.5	
UMass Lowell	11/14/2023		20:26	1-2	.500	0-1	.000	0-2	.000	3	5	8	5.0	4	1	0	0	3	2	1.0	
Totals		0	45:49	1-5	.200	0-2	.000	1-4	.250	5	10	15	5.0	8	1	3	0	4	3	1.0	

Player Averages

Games Played	Minutes/game	Points/game	FG Pct	3FG Pct	FT Pct	Rebounds/game	Assists/game	Turnovers/game	Assist/Turnover ratio	Steals/game	Blocks/game
3	15.3	1.0	20.0	0.0	25.0	5.0	0.3	1.0	0.3	1.3	0.0



2023-24 Georgia Tech Men's Basketball
Individual Game-by-Game
All games

Page 10/10
as of Nov 15, 2023

#24 ABRAM, Amaree

Opponent	Date	GS	MIN	Total		3-Pointers		Free throws		Rebounds											
				FG-FGA	PCT	3FG-3FGA	PCT	FT-FTA	PCT	OFF	DEF	TOT	AVG	PF	A	TO	BLK	STL	PTS	AVG	
Ga. Southern	11/06/2023	*	16:39	1-4	.250	1-3	.333	2-4	.500	0	2	2	2.0	1	2	3	0	0	5	5.0	
Howard	11/09/2023	*	20:23	2-8	.250	0-2	.000	2-3	.667	2	2	4	3.0	1	3	1	1	1	6	5.5	
UMass Lowell	11/14/2023	*	13:48	2-6	.333	1-5	.200	2-2	1.000	0	2	2	2.7	1	1	2	0	0	7	6.0	
Totals		3	50:50	5-18	.278	2-10	.200	6-9	.667	2	6	8	2.7	3	6	6	1	1	18	6.0	

Player Averages

Games Played	Minutes/game	Points/game	FG Pct	3FG Pct	FT Pct	Rebounds/game	Assists/game	Turnovers/game	Assist/Turnover ratio	Steals/game	Blocks/game
3	16.9	6.0	27.8	20.0	66.7	2.7	2.0	2.0	1.0	0.3	0.3



2023-24 Georgia Tech Men's Basketball
Player Highs Analysis
All games

Page 1/2
as of Nov 15, 2023

Georgia Tech - Individual Game Highs

POINTS	27	Miles Kelly vs Howard (11/09/2023)
	25	Miles Kelly vs Ga. Southern (11/06/2023)
	24	Dallan "Deebo" Coleman vs UMass Lowell (11/14/2023)
	19	Tyzhaun Claude vs Howard (11/09/2023)
	17	Dallan "Deebo" Coleman vs Ga. Southern (11/06/2023)
FIELD GOALS MADE	9	Miles Kelly vs Howard (11/09/2023)
	9	Miles Kelly vs Ga. Southern (11/06/2023)
FIELD GOAL ATTEMPTS	24	Miles Kelly vs Howard (11/09/2023)
	19	Miles Kelly vs UMass Lowell (11/14/2023)
FIELD GOAL PERCENTAGE (min 5 made)	.714 (5-7)	Dallan "Deebo" Coleman vs Ga. Southern (11/06/2023)
	.600 (6-10)	Kowacie Reeves vs Howard (11/09/2023)
3 PT FG MADE	5	Dallan "Deebo" Coleman vs UMass Lowell (11/14/2023)
	4	Miles Kelly vs Ga. Southern (11/06/2023)
3 PT FG ATTEMPTS	9	Dallan "Deebo" Coleman vs UMass Lowell (11/14/2023)
	9	Miles Kelly vs Ga. Southern (11/06/2023)
3 PT FG PERCENTAGE (min 2 made)	.667 (2-3)	Kyle Sturdivant vs Ga. Southern (11/06/2023)
	.600 (3-5)	Dallan "Deebo" Coleman vs Ga. Southern (11/06/2023)
	.600 (3-5)	Kowacie Reeves vs Ga. Southern (11/06/2023)
FREE THROWS MADE	8	Miles Kelly vs Howard (11/09/2023)
	5	Dallan "Deebo" Coleman vs UMass Lowell (11/14/2023)
FREE THROW ATTEMPTS	13	Miles Kelly vs Howard (11/09/2023)
	7	Dallan "Deebo" Coleman vs UMass Lowell (11/14/2023)
	7	Dallan "Deebo" Coleman vs Ga. Southern (11/06/2023)
FREE THROW PERCENTAGE (min 3 made)	1.000 (4-4)	Kowacie Reeves vs Ga. Southern (11/06/2023)
	.714 (5-7)	Dallan "Deebo" Coleman vs UMass Lowell (11/14/2023)
REBOUNDS	10	Tyzhaun Claude vs Ga. Southern (11/06/2023)
	9	Tyzhaun Claude vs UMass Lowell (11/14/2023)
ASSISTS	6	Kyle Sturdivant vs Ga. Southern (11/06/2023)
	5	Kyle Sturdivant vs UMass Lowell (11/14/2023)
STEALS	3	Ibrahima Sacko vs UMass Lowell (11/14/2023)
	3	Kowacie Reeves vs Ga. Southern (11/06/2023)
BLOCKED SHOTS	3	Tafara Gapare vs Ga. Southern (11/06/2023)
	2	Kowacie Reeves vs UMass Lowell (11/14/2023)
	2	Miles Kelly vs UMass Lowell (11/14/2023)
TURNOVERS	3	Kyle Sturdivant vs UMass Lowell (11/14/2023)
	3	Amaree Abram vs Ga. Southern (11/06/2023)
FOULS	5	Tyzhaun Claude vs Howard (11/09/2023)
	4	Tyzhaun Claude vs UMass Lowell (11/14/2023)
	4	Ibrahima Sacko vs UMass Lowell (11/14/2023)



2023-24 Georgia Tech Men's Basketball
Player Highs Analysis
All games

Page 2/2
as of Nov 15, 2023

Opponent - Individual Game Highs

POINTS	24		Ayinde Hikim vs UMass Lowell (11/14/2023)
	22		Shy Odom vs Howard (11/09/2023)
	18		Brayden O'Connor vs UMass Lowell (11/14/2023)
	18		Joshua Strong vs Howard (11/09/2023)
	17		Bryce Harris vs Howard (11/09/2023)
	17		Jamar Franklin vs Ga. Southern (11/06/2023)
FIELD GOALS MADE	9		Ayinde Hikim vs UMass Lowell (11/14/2023)
	9		Shy Odom vs Howard (11/09/2023)
FIELD GOAL ATTEMPTS	24		Ayinde Hikim vs UMass Lowell (11/14/2023)
	17		Shy Odom vs Howard (11/09/2023)
FIELD GOAL PERCENTAGE (min 5 made)	.667	(6-9)	Brayden O'Connor vs UMass Lowell (11/14/2023)
	.636	(7-11)	Bryce Harris vs Howard (11/09/2023)
3 PT FG MADE	3		Joshua Strong vs Howard (11/09/2023)
	2		Tyren Moore vs Ga. Southern (11/06/2023)
	2		Carlos Curry vs Ga. Southern (11/06/2023)
3 PT FG ATTEMPTS	8		Marcus Dockery vs Howard (11/09/2023)
	5		Ayinde Hikim vs UMass Lowell (11/14/2023)
	5		Joshua Strong vs Howard (11/09/2023)
	5		Tyren Moore vs Ga. Southern (11/06/2023)
	5		Malik Tidwell vs Ga. Southern (11/06/2023)
3 PT FG PERCENTAGE (min 2 made)	1.000	(2-2)	Carlos Curry vs Ga. Southern (11/06/2023)
	.600	(3-5)	Joshua Strong vs Howard (11/09/2023)
FREE THROWS MADE	5		Brayden O'Connor vs UMass Lowell (11/14/2023)
	5		Ayinde Hikim vs UMass Lowell (11/14/2023)
	5		Joshua Strong vs Howard (11/09/2023)
FREE THROW ATTEMPTS	7		Joshua Strong vs Howard (11/09/2023)
	6		Brayden O'Connor vs UMass Lowell (11/14/2023)
	6		Bryce Harris vs Howard (11/09/2023)
	6		Shy Odom vs Howard (11/09/2023)
FREE THROW PERCENTAGE (min 3 made)	1.000	(5-5)	Ayinde Hikim vs UMass Lowell (11/14/2023)
	1.000	(4-4)	Jamar Franklin vs Ga. Southern (11/06/2023)
REBOUNDS	9		Abdoul Karim Coulibaly vs UMass Lowell (11/14/2023)
	9		Max Brooks vs UMass Lowell (11/14/2023)
ASSISTS	5		Max Brooks vs UMass Lowell (11/14/2023)
	4		Marcus Dockery vs Howard (11/09/2023)
	4		Shy Odom vs Howard (11/09/2023)
	4		Malik Tidwell vs Ga. Southern (11/06/2023)
STEALS	2		Brayden O'Connor vs UMass Lowell (11/14/2023)
	2		Isiah Warfield vs Howard (11/09/2023)
BLOCKED SHOTS	4		Max Brooks vs UMass Lowell (11/14/2023)
	3		Bryce Harris vs Howard (11/09/2023)
	3		Shy Odom vs Howard (11/09/2023)
TURNOVERS	5		Cam Bryant vs Ga. Southern (11/06/2023)
	3		Cam Morris III vs UMass Lowell (11/14/2023)
	3		Shy Odom vs Howard (11/09/2023)
	3		Isiah Warfield vs Howard (11/09/2023)
	3		Tyren Moore vs Ga. Southern (11/06/2023)
	3		Carlos Curry vs Ga. Southern (11/06/2023)
FOULS	5		Bryce Harris vs Howard (11/09/2023)
	5		Dom Campbell vs Howard (11/09/2023)



2023-24 Georgia Tech Men's Basketball
Team High/Low Analysis
All games

Page 1/4
as of Nov 15, 2023

Georgia Tech - Game Highs

POINTS	88		Howard (11/09/2023)
	84		Ga. Southern (11/06/2023)
	71		UMass Lowell (11/14/2023)
FIELD GOALS MADE	34		Howard (11/09/2023)
	27		Ga. Southern (11/06/2023)
FIELD GOAL ATTEMPTS	77		Howard (11/09/2023)
	70		UMass Lowell (11/14/2023)
FIELD GOAL PERCENTAGE	.450	(27-60)	Ga. Southern (11/06/2023)
	.442	(34-77)	Howard (11/09/2023)
3 PT FG MADE	13		Ga. Southern (11/06/2023)
	6		UMass Lowell (11/14/2023)
3 PT FG ATTEMPTS	30		UMass Lowell (11/14/2023)
	29		Ga. Southern (11/06/2023)
3 PT FG PERCENTAGE	.448	(13-29)	Ga. Southern (11/06/2023)
	.222	(4-18)	Howard (11/09/2023)
FREE THROWS MADE	17		Ga. Southern (11/06/2023)
	16		Howard (11/09/2023)
FREE THROW ATTEMPTS	27		Howard (11/09/2023)
	27		Ga. Southern (11/06/2023)
FREE THROW PERCENTAGE	.630	(17-27)	Ga. Southern (11/06/2023)
	.593	(16-27)	Howard (11/09/2023)
REBOUNDS	44		UMass Lowell (11/14/2023)
	43		Howard (11/09/2023)
ASSISTS	17		Ga. Southern (11/06/2023)
	12		Howard (11/09/2023)
STEALS	10		Ga. Southern (11/06/2023)
	6		Howard (11/09/2023)
BLOCKED SHOTS	6		UMass Lowell (11/14/2023)
	4		Ga. Southern (11/06/2023)
TURNOVERS	13		Ga. Southern (11/06/2023)
	11		UMass Lowell (11/14/2023)
FOULS	22		UMass Lowell (11/14/2023)
	19		Howard (11/09/2023)



2023-24 Georgia Tech Men's Basketball
Team High/Low Analysis
All games

Page 2/4
as of Nov 15, 2023

Opponent - Game Highs

POINTS	85		Howard (11/09/2023)
	74		UMass Lowell (11/14/2023)
	62		Ga. Southern (11/06/2023)
FIELD GOALS MADE	30		Howard (11/09/2023)
	28		UMass Lowell (11/14/2023)
FIELD GOAL ATTEMPTS	67		UMass Lowell (11/14/2023)
	60		Howard (11/09/2023)
FIELD GOAL PERCENTAGE	.500	(30-60)	Howard (11/09/2023)
	.418	(28-67)	UMass Lowell (11/14/2023)
3 PT FG MADE	6		Howard (11/09/2023)
	6		Ga. Southern (11/06/2023)
3 PT FG ATTEMPTS	22		Ga. Southern (11/06/2023)
	21		Howard (11/09/2023)
3 PT FG PERCENTAGE	.286	(6-21)	Howard (11/09/2023)
	.273	(6-22)	Ga. Southern (11/06/2023)
FREE THROWS MADE	19		Howard (11/09/2023)
	16		UMass Lowell (11/14/2023)
FREE THROW ATTEMPTS	28		Howard (11/09/2023)
	19		UMass Lowell (11/14/2023)
FREE THROW PERCENTAGE	.842	(16-19)	UMass Lowell (11/14/2023)
	.769	(10-13)	Ga. Southern (11/06/2023)
REBOUNDS	42		UMass Lowell (11/14/2023)
	37		Howard (11/09/2023)
ASSISTS	12		UMass Lowell (11/14/2023)
	11		Howard (11/09/2023)
STEALS	7		UMass Lowell (11/14/2023)
	5		Howard (11/09/2023)
	5		Ga. Southern (11/06/2023)
BLOCKED SHOTS	6		UMass Lowell (11/14/2023)
	6		Howard (11/09/2023)
TURNOVERS	18		Ga. Southern (11/06/2023)
	14		Howard (11/09/2023)
FOULS	23		Ga. Southern (11/06/2023)
	19		UMass Lowell (11/14/2023)
	19		Howard (11/09/2023)



2023-24 Georgia Tech Men's Basketball
Team High/Low Analysis
All games

Page 3/4
as of Nov 15, 2023

Georgia Tech - Game Lows

POINTS	71		UMass Lowell (11/14/2023)
	84		Ga. Southern (11/06/2023)
	88		Howard (11/09/2023)
FIELD GOALS MADE	26		UMass Lowell (11/14/2023)
	27		Ga. Southern (11/06/2023)
FIELD GOAL ATTEMPTS	60		Ga. Southern (11/06/2023)
	70		UMass Lowell (11/14/2023)
FIELD GOAL PERCENTAGE	.371	(26-70)	UMass Lowell (11/14/2023)
	.442	(34-77)	Howard (11/09/2023)
3 PT FG MADE	4		Howard (11/09/2023)
	6		UMass Lowell (11/14/2023)
3 PT FG ATTEMPTS	18		Howard (11/09/2023)
	29		Ga. Southern (11/06/2023)
3 PT FG PERCENTAGE	.200	(6-30)	UMass Lowell (11/14/2023)
	.222	(4-18)	Howard (11/09/2023)
FREE THROWS MADE	13		UMass Lowell (11/14/2023)
	16		Howard (11/09/2023)
FREE THROW ATTEMPTS	23		UMass Lowell (11/14/2023)
	27		Howard (11/09/2023)
	27		Ga. Southern (11/06/2023)
FREE THROW PERCENTAGE	.565	(13-23)	UMass Lowell (11/14/2023)
	.593	(16-27)	Howard (11/09/2023)
REBOUNDS	37		Ga. Southern (11/06/2023)
	43		Howard (11/09/2023)
ASSISTS	11		UMass Lowell (11/14/2023)
	12		Howard (11/09/2023)
STEALS	5		UMass Lowell (11/14/2023)
	6		Howard (11/09/2023)
BLOCKED SHOTS	3		Howard (11/09/2023)
	4		Ga. Southern (11/06/2023)
TURNOVERS	7		Howard (11/09/2023)
	11		UMass Lowell (11/14/2023)
FOULS	16		Ga. Southern (11/06/2023)
	19		Howard (11/09/2023)



2023-24 Georgia Tech Men's Basketball
Team High/Low Analysis
All games

Page 4/4
as of Nov 15, 2023

Opponent - Game Lows

POINTS	62		Ga. Southern (11/06/2023)
	74		UMass Lowell (11/14/2023)
	85		Howard (11/09/2023)
FIELD GOALS MADE	23		Ga. Southern (11/06/2023)
	28		UMass Lowell (11/14/2023)
FIELD GOAL ATTEMPTS	57		Ga. Southern (11/06/2023)
	60		Howard (11/09/2023)
FIELD GOAL PERCENTAGE	.404	(23-57)	Ga. Southern (11/06/2023)
	.418	(28-67)	UMass Lowell (11/14/2023)
3 PT FG MADE	2		UMass Lowell (11/14/2023)
	6		Howard (11/09/2023)
	6		Ga. Southern (11/06/2023)
3 PT FG ATTEMPTS	15		UMass Lowell (11/14/2023)
	21		Howard (11/09/2023)
3 PT FG PERCENTAGE	.133	(2-15)	UMass Lowell (11/14/2023)
	.273	(6-22)	Ga. Southern (11/06/2023)
FREE THROWS MADE	10		Ga. Southern (11/06/2023)
	16		UMass Lowell (11/14/2023)
FREE THROW ATTEMPTS	13		Ga. Southern (11/06/2023)
	19		UMass Lowell (11/14/2023)
FREE THROW PERCENTAGE	.679	(19-28)	Howard (11/09/2023)
	.769	(10-13)	Ga. Southern (11/06/2023)
REBOUNDS	33		Ga. Southern (11/06/2023)
	37		Howard (11/09/2023)
ASSISTS	6		Ga. Southern (11/06/2023)
	11		Howard (11/09/2023)
STEALS	5		Howard (11/09/2023)
	5		Ga. Southern (11/06/2023)
BLOCKED SHOTS	2		Ga. Southern (11/06/2023)
	6		UMass Lowell (11/14/2023)
	6		Howard (11/09/2023)
TURNOVERS	10		UMass Lowell (11/14/2023)
	14		Howard (11/09/2023)
FOULS	19		UMass Lowell (11/14/2023)
	19		Howard (11/09/2023)



Georgia Tech Men's Basketball
Individual Career Summaries
All games

Page 1/7
as of Nov 15, 2023

ABRAM, Amaree

				Field Goals		3-Point		F-Throws		Rebounds									Scoring	
SEASON	TEAM	GP-GS	MIN/AVG	FG-FGA	FG%	3FG-3FGA	3FG%	FT-FTA	FT%	OFF	DEF	TOT	AVG	PF-FO	A	TO	BLK	STL	PTS	AVG
2022-23	OM	33-22	694/21.0	104-258	.403	39-107	.364	18-27	.667	8	58	66	2.0	63-1	66	59	4	22	265	8.0
2023-24	GaTech	3-3	51/16.9	5-18	.278	2-10	.200	6-9	.667	2	6	8	2.7	3-0	6	6	1	1	18	6.0
TOTAL FOR GaTech		3-3	51/16.9	5-18	.278	2-10	.200	6-9	.667	2	6	8	2.7	3-0	6	6	1	1	18	6.0
TOTAL		36-25	744/20.7	109-276	.395	41-117	.350	24-36	.667	10	64	74	2.1	66-1	72	65	5	23	283	7.9

Single Game Highs

Statistic	Value	
Points	26	vs Stanford 11/24/22
Rebounds	5	vs Chattanooga 11/15/22, at South Carolina 01/17/23
Assists	5	vs Georgia 01/14/23, vs Oklahoma 11/27/22
Steals	3	vs UT Martin 11/18/22
Blocks	1	5 times
FG Made	12	vs Stanford 11/24/22
FG Attempts	18	vs Stanford 11/24/22
3FG Made	5	vs South Carolina 03/08/23
3FG Attempts	8	vs LSU 02/25/23, vs South Carolina 03/08/23
FT Made	4	vs Siena 11/25/22
FT Attempts	4	at South Carolina 01/17/23, vs Siena 11/25/22, vs Ga. Southern 11/06/23

CLAUDE, Tyzhaun

				Field Goals		3-Point		F-Throws		Rebounds									Scoring	
SEASON	TEAM	GP-GS	MIN/AVG	FG-FGA	FG%	3FG-3FGA	3FG%	FT-FTA	FT%	OFF	DEF	TOT	AVG	PF-FO	A	TO	BLK	STL	PTS	AVG
2019-20	More	30-19	658/21.9	120-201	.597	0-0	.000	45-90	.500	73	119	192	6.4	65-1	16	44	18	16	285	9.5
2021-22	More	9-0	62/6.9	12-25	.480	0-0	.000	7-11	.636	6	10	16	1.8	6-0	5	10	3	2	31	3.4
2022-23	WCU	31-28	818/26.4	174-333	.523	2-6	.333	126-175	.720	98	168	266	8.6	75-1	16	65	28	12	476	15.4
2023-24	GaTech	3-3	81/27.0	14-32	.438	1-5	.200	9-16	.563	12	13	25	8.3	9-1	7	2	0	3	38	12.7
TOTAL FOR GaTech		3-3	81/27.0	14-32	.438	1-5	.200	9-16	.563	12	13	25	8.3	9-1	7	2	0	3	38	12.7
TOTAL		73-50	1619/22.2	320-591	.541	3-11	.273	187-292	.640	189	310	499	6.8	155-3	44	121	49	33	830	11.4

Single Game Highs

Statistic	Value	
Points	24	vs Samford 02/01/23
Rebounds	17	at The Citadel 01/14/23
Assists	3	vs Ga. Southern 11/06/23, vs Howard 11/09/23
Steals	2	8 times
Blocks	3	vs Tennessee Tech 01/04/20, vs Wofford 01/18/23
FG Made	11	vs Eastern Ky. 02/13/20
FG Attempts	17	vs Lindenwood 11/20/22
3FG Made	1	vs UNC Greensboro 12/29/22, at ETSU 01/04/23, vs Howard 11/09/23
3FG Attempts	2	vs Ga. Southern 11/06/23, vs Howard 11/09/23
FT Made	11	at Tennessee Tech 12/17/22
FT Attempts	14	at Tennessee Tech 12/17/22



Georgia Tech Men's Basketball
Individual Career Summaries
All games

Page 2/7
as of Nov 15, 2023

COLEMAN, Dallan "deebo"

SEASON	TEAM	GP-GS	MIN/AVG	Field Goals		3-Point		F-Throws		Rebounds									Scoring	
				FG-FGA	FG%	3FG-3FGA	3FG%	FT-FTA	FT%	OFF	DEF	TOT	AVG	PF-FO	A	TO	BLK	STL	PTS	AVG
2021-22	GaTech	31-5	734/23.7	63-161	.391	43-104	.413	23-32	.719	12	46	58	1.9	70-1	19	21	3	28	192	6.2
2022-23	GaTech	33-31	1031/31.3	103-274	.376	57-175	.326	51-74	.689	14	83	97	2.9	73-0	44	39	10	26	314	9.5
2023-24	GaTech	3-0	86/28.5	15-24	.625	9-16	.563	9-15	.600	3	6	9	3.0	7-0	1	0	1	2	48	16.0
TOTAL		67-36	1852/27.6	181-459	.394	109-295	.369	83-121	.686	29	135	164	2.4	150-1	64	60	14	56	554	8.3

Single Game Highs

Statistic	Value	
Points	24	vs UMass Lowell 11/14/23
Rebounds	9	vs Pittsburgh 03/08/23
Assists	8	at Syracuse 02/28/23
Steals	4	vs Florida Tech 02/18/23
Blocks	2	vs Duke 01/28/23, vs Louisville 02/25/23
FG Made	7	vs UMass Lowell 11/14/23
FG Attempts	14	at Syracuse 02/28/23, vs Pittsburgh 03/08/23
3FG Made	5	vs Lamar University 11/15/21, vs Syracuse 01/21/23, vs UMass Lowell 11/14/23
3FG Attempts	12	at Syracuse 02/28/23
FT Made	9	at Georgia St. 11/12/22
FT Attempts	13	at Georgia St. 11/12/22

DOWUONA, Ebenezer

SEASON	TEAM	GP-GS	MIN/AVG	Field Goals		3-Point		F-Throws		Rebounds									Scoring	
				FG-FGA	FG%	3FG-3FGA	3FG%	FT-FTA	FT%	OFF	DEF	TOT	AVG	PF-FO	A	TO	BLK	STL	PTS	AVG
2020-21	NCSU	9-0	48/5.3	2-8	.250	0-0	.000	1-2	.500	2	6	8	0.9	8-0	0	1	2	0	5	0.6
2021-22	NCSU	31-27	752/24.3	52-93	.559	0-0	.000	24-36	.667	63	63	126	4.1	98-7	6	15	54	12	128	4.1
2022-23	NCSU	30-3	327/10.9	21-46	.457	0-0	.000	9-17	.529	22	36	58	1.9	53-0	1	6	26	5	51	1.7
2023-24	GaTech	3-0	17/5.6	3-4	.750	0-0	.000	0-1	.000	4	2	6	2.0	4-0	0	2	1	0	6	2.0
TOTAL FOR GaTech		3-0	17/5.6	3-4	.750	0-0	.000	0-1	.000	4	2	6	2.0	4-0	0	2	1	0	6	2.0
TOTAL		73-30	1144/15.7	78-151	.517	0-0	.000	34-56	.607	91	107	198	2.7	163-7	7	24	83	17	190	2.6

Single Game Highs

Statistic	Value	
Points	11	vs Virginia Tech 03/08/23
Rebounds	9	vs Bucknell 11/09/21, at Duke 01/15/22
Assists	2	vs Boston College 02/23/22
Steals	3	vs Oklahoma St. 11/17/21
Blocks	8	vs Nebraska 12/01/21
FG Made	5	vs Louisiana Tech 11/27/21, at Duke 01/15/22, vs Virginia Tech 03/08/23
FG Attempts	11	at Duke 01/15/22
FT Made	4	vs Colgate 11/13/21, at Miami (FL) 12/29/21
FT Attempts	6	vs Colgate 11/13/21



Georgia Tech Men's Basketball
Individual Career Summaries
All games

Page 3/7
as of Nov 15, 2023

GAPARE, Tafara

				Field Goals		3-Point		F-Throws		Rebounds									Scoring	
SEASON	TEAM	GP-GS	MIN/AVG	FG-FGA	FG%	3FG-3FGA	3FG%	FT-FTA	FT%	OFF	DEF	TOT	AVG	PF-FO	A	TO	BLK	STL	PTS	AVG
2022-23	UMass	30-0	372/12.4	34-109	.312	12-45	.267	23-40	.575	15	48	63	2.1	39-0	8	33	20	14	103	3.4
2023-24	GaTech	3-3	39/13.0	1-9	.111	0-4	.000	0-0	.000	2	4	6	2.0	8-0	1	4	4	2	2	0.7
TOTAL FOR GaTech		3-3	39/13.0	1-9	.111	0-4	.000	0-0	.000	2	4	6	2.0	8-0	1	4	4	2	2	0.7
TOTAL		33-3	411/12.5	35-118	.297	12-49	.245	23-40	.575	17	52	69	2.1	47-0	9	37	24	16	105	3.2

Single Game Highs

Statistic	Value	
Points	15	vs UAlbany 12/05/22
Rebounds	7	vs Dartmouth 12/20/22, at Rhode Island 02/18/23
Assists	2	vs Dartmouth 12/20/22, vs Saint Louis 01/04/23
Steals	5	vs UAlbany 12/05/22
Blocks	5	vs Saint Louis 01/04/23
FG Made	6	vs UAlbany 12/05/22
FG Attempts	10	vs UAlbany 12/05/22, vs Hofstra 12/11/22
3FG Made	2	at Harvard 12/02/22, vs Hofstra 12/11/22, at Rhode Island 02/18/23
3FG Attempts	4	at George Mason 02/01/23, at Rhode Island 02/18/23
FT Made	5	vs Saint Louis 01/04/23
FT Attempts	8	vs Saint Louis 01/04/23

KELLY, Miles

				Field Goals		3-Point		F-Throws		Rebounds									Scoring	
SEASON	TEAM	GP-GS	MIN/AVG	FG-FGA	FG%	3FG-3FGA	3FG%	FT-FTA	FT%	OFF	DEF	TOT	AVG	PF-FO	A	TO	BLK	STL	PTS	AVG
2021-22	GaTech	30-1	434/14.5	48-118	.407	26-75	.347	13-18	.722	7	36	43	1.4	30-0	15	19	3	15	135	4.5
2022-23	GaTech	33-27	1070/32.4	167-407	.410	89-235	.379	53-59	.898	10	102	112	3.4	71-0	43	49	2	24	476	14.4
2023-24	GaTech	3-3	100/33.3	23-61	.377	5-20	.250	12-21	.571	10	9	19	6.3	7-0	6	4	2	4	63	21.0
TOTAL		66-31	1603/24.3	238-586	.406	120-330	.364	78-98	.796	27	147	174	2.6	108-0	64	72	7	43	674	10.2

Single Game Highs

Statistic	Value	
Points	30	at Syracuse 02/28/23
Rebounds	9	at NC State 02/04/23
Assists	4	vs Syracuse 01/21/23
Steals	3	at North Carolina 12/10/22, at Notre Dame 01/10/23
Blocks	2	vs UMass Lowell 11/14/23
FG Made	10	at Syracuse 02/28/23
FG Attempts	24	vs Howard 11/09/23
3FG Made	7	at Syracuse 02/28/23
3FG Attempts	14	at Syracuse 02/28/23
FT Made	8	vs Howard 11/09/23
FT Attempts	13	vs Howard 11/09/23



Georgia Tech Men's Basketball
Individual Career Summaries
All games

Page 4/7
as of Nov 15, 2023

MURPHY, Carter

SEASON	TEAM	GP-GS	MIN/AVG	Field Goals		3-Point		F-Throws		Rebounds									Scoring	
				FG-FGA	FG%	3FG-3FGA	3FG%	FT-FTA	FT%	OFF	DEF	TOT	AVG	PF-FO	A	TO	BLK	STL	PTS	AVG
2019-20	USAFA	13-0	57/4.4	8-17	.471	8-16	.500	7-8	.875	0	8	8	0.6	3-0	5	1	0	4	31	2.4
2020-21	USAFA	8-5	172/21.5	10-28	.357	5-19	.263	8-8	1.000	2	14	16	2.0	21-1	9	10	2	6	33	4.1
2021-22	USAFA	18-1	225/12.5	24-58	.414	10-35	.286	2-3	.667	2	26	28	1.6	31-1	9	7	1	8	60	3.3
2022-23	USAFA	31-2	549/17.7	87-174	.500	16-57	.281	34-41	.829	8	46	54	1.7	54-0	34	37	6	21	224	7.2
2023-24	GaTech	1-0	3/3.0	0-0	.000	0-0	.000	0-0	.000	0	0	0	0.0	0-0	0	0	0	0	0	0.0
TOTAL FOR GaTech		1-0	3/3.0	0-0	.000	0-0	.000	0-0	.000	0	0	0	0.0	0-0	0	0	0	0	0	0.0
TOTAL		71-8	1006/14.2	129-277	.466	39-127	.307	51-60	.850	12	94	106	1.5	109-2	57	55	9	39	348	4.9

Single Game Highs

Statistic	Value	
Points	19	at UNLV 03/08/23
Rebounds	6	vs New Mexico 02/24/21
Assists	5	at UNLV 03/08/23
Steals	5	at UNLV 02/24/23
Blocks	2	vs Ark.-Pine Bluff 11/30/22, at UNLV 02/24/23
FG Made	8	vs New Mexico 02/10/23
FG Attempts	12	vs New Mexico 02/10/23, at Utah St. 02/14/23, vs San Jose St. 03/04/23
3FG Made	4	vs JWU (Denver) 12/17/19
3FG Attempts	5	at Colorado St. 03/01/21, vs Fresno St. 02/22/22, at Bowling Green 11/07/22
FT Made	6	at UNLV 03/08/23
FT Attempts	6	vs Wyoming 01/17/23, at UNLV 03/08/23



**Georgia Tech Men's Basketball
Individual Career Summaries
All games**

Page 5/7
as of Nov 15, 2023

REEVES, Kowacie

				Field Goals		3-Point		F-Throws		Rebounds									Scoring	
SEASON	TEAM	GP-GS	MIN/AVG	FG-FGA	FG%	3FG-3FGA	3FG%	FT-FTA	FT%	OFF	DEF	TOT	AVG	PF-FO	A	TO	BLK	STL	PTS	AVG
2021-22	UF	29-10	451/15.6	50-132	.379	32-96	.333	27-36	.750	14	28	42	1.4	25-0	11	18	4	14	159	5.5
2022-23	UF	31-7	599/19.3	93-247	.377	34-130	.262	44-62	.710	12	70	82	2.6	42-1	17	34	6	17	264	8.5
2023-24	GaTech	3-3	102/34.0	11-24	.458	4-12	.333	8-9	.889	4	9	13	4.3	3-0	5	3	4	4	34	11.3
TOTAL FOR GaTech		3-3	102/34.0	11-24	.458	4-12	.333	8-9	.889	4	9	13	4.3	3-0	5	3	4	4	34	11.3
TOTAL		63-20	1152/18.3	154-403	.382	70-238	.294	79-107	.738	30	107	137	2.2	70-1	33	55	14	35	457	7.3

Single Game Highs

Statistic	Value	
Points	21	vs Texas A&M 03/10/22
Rebounds	7	vs Howard 11/09/23
Assists	3	vs Florida A&M 11/30/22, vs Georgia 01/07/23, vs Ga. Southern 11/06/23
Steals	3	at Xavier 03/20/22, vs Ga. Southern 11/06/23
Blocks	2	vs South Carolina 01/25/23, vs UMass Lowell 11/14/23
FG Made	8	vs Florida A&M 11/30/22
FG Attempts	14	vs Florida A&M 11/30/22, at Auburn 12/28/22
3FG Made	4	vs Ohio 12/14/22
3FG Attempts	8	4 times
FT Made	6	vs Texas A&M 03/10/22
FT Attempts	8	vs Texas A&M 03/10/22

SACKO, Ibrahima

				Field Goals		3-Point		F-Throws		Rebounds									Scoring	
SEASON	TEAM	GP-GS	MIN/AVG	FG-FGA	FG%	3FG-3FGA	3FG%	FT-FTA	FT%	OFF	DEF	TOT	AVG	PF-FO	A	TO	BLK	STL	PTS	AVG
2023-24	GaTech	3-0	46/15.3	1-5	.200	0-2	.000	1-4	.250	5	10	15	5.0	8-0	1	3	0	4	3	1.0
TOTAL		3-0	46/15.3	1-5	.200	0-2	.000	1-4	.250	5	10	15	5.0	8-0	1	3	0	4	3	1.0

Single Game Highs

Statistic	Value	
Points	2	vs UMass Lowell 11/14/23
Rebounds	8	vs UMass Lowell 11/14/23
Assists	1	vs UMass Lowell 11/14/23
Steals	3	vs UMass Lowell 11/14/23
FG Made	1	vs UMass Lowell 11/14/23
FG Attempts	3	vs Ga. Southern 11/06/23
3FG Attempts	1	vs Ga. Southern 11/06/23, vs UMass Lowell 11/14/23
FT Made	1	vs Howard 11/09/23
FT Attempts	2	vs Howard 11/09/23, vs UMass Lowell 11/14/23



Georgia Tech Men's Basketball
Individual Career Summaries
All games

Page 6/7
as of Nov 15, 2023

STURDIVANT, Kyle

				Field Goals		3-Point		F-Throws		Rebounds									Scoring	
SEASON	TEAM	GP-GS	MIN/AVG	FG-FGA	FG%	3FG-3FGA	3FG%	FT-FTA	FT%	OFF	DEF	TOT	AVG	PF-FO	A	TO	BLK	STL	PTS	AVG
2019-20	USC	21-0	175/8.3	16-46	.348	3-14	.214	8-9	.889	4	20	24	1.1	10-0	25	22	1	5	43	2.0
2020-21	GaTech	26-0	308/11.8	32-74	.432	8-22	.364	18-23	.783	2	22	24	0.9	27-0	27	17	2	6	90	3.5
2021-22	GaTech	32-28	808/25.2	89-216	.412	26-78	.333	39-50	.780	7	74	81	2.5	55-2	73	38	2	30	243	7.6
2022-23	GaTech	33-21	788/23.9	103-262	.393	36-112	.321	41-59	.695	7	69	76	2.3	60-0	110	53	3	24	283	8.6
2023-24	GaTech	3-0	76/25.4	14-30	.467	2-8	.250	1-2	.500	1	5	6	2.0	8-0	13	4	0	1	31	10.3
TOTAL FOR GaTech		94-49	1979/21.1	238-582	.409	72-220	.327	99-134	.739	17	170	187	2.0	150-2	223	112	7	61	647	6.9
TOTAL		115-49	2154/18.7	254-628	.404	75-234	.321	107-143	.748	21	190	211	1.8	160-2	248	134	8	66	690	6.0

Single Game Highs

Statistic	Value	
Points	20	at Syracuse 02/28/23
Rebounds	8	vs Alabama St. 12/17/22
Assists	10	vs Louisville 02/25/23
Steals	4	at Clemson 03/02/22
Blocks	1	8 times
FG Made	7	4 times
FG Attempts	16	at Louisville 02/01/23
3FG Made	3	vs Alabama St. 12/17/22, at NC State 02/04/23, vs Virginia Tech 02/15/23
3FG Attempts	9	at Louisville 02/01/23
FT Made	6	vs Clayton St. 11/07/22
FT Attempts	8	vs Clayton St. 11/07/22



Georgia Tech Men's Basketball
Individual Career Summaries
All games

Page 7/7
as of Nov 15, 2023

TERRY, Lance

SEASON	TEAM	GP-GS	MIN/AVG	Field Goals		3-Point		F-Throws		Rebounds									Scoring	
				FG-FGA	FG%	3FG-3FGA	3FG%	FT-FTA	FT%	OFF	DEF	TOT	AVG	PF-FO	A	TO	BLK	STL	PTS	AVG
2019-20	GW	15-0	161/10.7	18-49	.367	13-38	.342	4-7	.571	0	22	22	1.5	21-0	5	13	3	7	53	3.5
2020-21	GW	9-6	201/22.4	31-64	.484	18-41	.439	23-25	.920	3	15	18	2.0	22-0	5	8	1	5	103	11.4
2021-22	GW	31-31	972/31.4	158-344	.459	57-163	.350	69-85	.812	26	80	106	3.4	69-1	37	44	12	32	442	14.3
2022-23	GaTech	29-21	857/29.6	106-252	.421	47-121	.388	35-43	.814	15	67	82	2.8	59-2	36	27	6	18	294	10.1
TOTAL FOR GaTech		29-21	857/29.6	106-252	.421	47-121	.388	35-43	.814	15	67	82	2.8	59-2	36	27	6	18	294	10.1
TOTAL		84-58	2191/26.1	313-709	.441	135-363	.372	131-160	.819	44	184	228	2.7	171-3	83	92	22	62	892	10.6

Single Game Highs

Statistic	Value	
Points	26	at Hampton 12/30/20
Rebounds	7	4 times
Assists	4	at USC Upstate 02/26/22
Steals	3	at East Carolina 12/04/21, at Florida St. 01/07/23
Blocks	2	at UNLV 11/10/21, at N.C. Central 12/15/21, at Longwood 01/15/22
FG Made	8	7 times
FG Attempts	19	at Florida St. 12/21/20
3FG Made	7	at Syracuse 02/28/23
3FG Attempts	11	vs Louisville 02/25/23
FT Made	9	at Hampton 12/30/20
FT Attempts	9	at Hampton 12/30/20, at Campbell 02/09/22

2023-24 BOX SCORES

Official Basketball Box Score - Final
Ga. Southern at Georgia Tech
11/06/23 McCarth Pavilion, Atlanta
2023-24 Men's Basketball

Game Time: 7:30 PM
Game Duration: 2:01
Attendance: 3,414

Officials: Ron Groover, Jenna Reneau, Joe Switzer

Ga. Southern - 62

Record: 0-1

NO. Name	Min	FG M-A	3P M-A	FT M-A	Rebounds OR DR TOT	Fouls PF FD	TP	AS	TO	ST	Blocks BS BA	+-			
1 Cam Bryant	F 20:50	3-8	1-3	1-1	0 2 2	4 3 8	1	5	1	0	0	-11			
10 Carlos Curry	F 14:49	3-5	2-2	1-2	1 3 4	4 1 9	0	3	0	2	0	-3			
25 Avantae Parker	F 22:15	2-4	0-1	1-2	0 0 0	4 3 5	0	1	0	0	0	-18			
0 Malik Tidwell	G 38:44	2-10	0-5	1-2	1 2 3	1 1 5	4	2	1	0	2	-20			
5 Derrick Harris Jr.	G 04:38	0-2	0-1	0-0	0 1 1	1 0 0	0	1	0	0	0	1			
11 Jamar Franklin	31:16	6-13	1-3	4-4	1 2 3	3 2 17	0	2	1	0	2	-16			
12 Tyren Moore	19:31	4-9	2-5	0-0	1 3 4	4 1 10	1	3	1	0	0	-15			
14 Collin Kuhl	19:18	2-3	0-0	2-2	3 2 5	0 3 6	0	0	0	0	0	-7			
23 Nate Brafford	25:29	1-3	0-2	0-0	0 5 5	2 0 2	0	1	1	0	0	-19			
13 Eren Banks	03:10	0-0	0-0	0-0	0 0 0	0 0 0	0	0	0	0	0	-2			
Team					4 2 6	0	0	0	0	0	0				
Totals	23:57	6-22	10-13	11	22	33	23	14	62	6	18	5	2	4	-22

Technical Fouls: Moore 1st 5:49 Bryant 2nd 14:40 Franklin 2nd 1:19


Georgia Tech - 84

Record: 1-0

NO. Name	Min	FG M-A	3P M-A	FT M-A	Rebounds OR DR TOT	Fouls PF FD	TP	AS	TO	ST	Blocks BS BA	+-			
5 Tafara Gapare	F 15:55	1-6	0-1	0-0	1 0 1	2 0 2	0	1	1	1	3	-3			
12 Tyzhaun Claude	F 29:50	3-8	0-2	4-6	5 5 10	0 5 10	3	0	2	0	0	14			
13 Miles Kelly	G 30:29	9-18	4-9	3-5	2 3 5	3 5 25	3	2	2	0	0	17			
14 Kowacie Reeves	G 32:42	4-7	3-5	4-4	1 2 3	1 3 15	3	2	3	1	0	14			
24 Amaree Abram	G 16:39	1-4	1-3	2-4	0 2 2	1 1 5	2	3	0	0	0	2			
1 Kyle Sturdivant	27:43	3-5	2-3	0-0	0 4 4	2 0 8	6	1	1	0	0	25			
10 Ebenezer Dowuona	08:22	1-2	0-0	0-1	3 1 4	3 1 2	0	0	0	0	0	1			
3 Dallan "Deebo" Coleman	25:49	5-7	3-5	4-7	0 0 0	2 5 17	0	0	0	0	0	25			
23 Ibrahima Sacko	12:31	0-3	0-1	0-0	2 0 2	0 0 2	0	0	2	1	0	15			
Team					1 3 4	0	0	2	1	0	0	2			
Totals	27:60	13-29	17-27	15	22	37	16	20	84	17	13	10	4	2	22

Technical Fouls: Kelly 1st 5:49 Coleman 2nd 1:19

	GaSo	GaTech	Points from GaSo	GaTech	Period by Period Scoring		
Biggest lead	6 (1 st 15:09)	22 (2 nd 0:45)	Turnovers	11	19		
Best Scoring Run	7 (1 st 15:09)	7 (1 st 3:21)	Paint	30	26		
Lead Changes	13		Second Chance	13	14	GaSo	31 31 62
Times Tied	6		Fast Breaks	4	10	GaTech	32 52 84
Time with Lead	11:31	24:29	Bench	35	27		



Official Basketball Box Score - Final

Howard at Georgia Tech

11/09/23 McCarth Pavilion, Atlanta

2023-24 Men's Basketball

Game Time: 7:30 PM

Game Duration: 2:14

Attendance: 3,802

Officials: Ted Valentine, Tony Henderson, Michael Roberts

Howard - 85

Record: 1-1

NO. Name	Min	FG M-A	3P M-A	FT M-A	Rebounds OR DR TOT	Fouls PF FD	TP	AS	TO	ST	Blocks BS BA	+-	Shooting By Period		
2 Dom Campbell	F 18:23	2-6	0-0	0-0	3 1 4	5 1 4	0	1	0	0	0	-1	1 st FG%	18-31 58.1%	
22 Shy Odum	F 37:10	9-17	0-2	4-6	1 6 7	2 4 22	4	3	1	3	1	-5	3PT%	3-9 33.3%	
0 Marcus Dockery	G 34:44	3-13	1-8	0-0	1 4 5	1 2 7	4	2	0	0	1	1	FT%	8-16 50%	
3 Isiah Warfield	G 31:09	2-3	1-2	4-5	1 6 7	1 3 9	0	3	2	0	0	-2	2 nd FG%	12-29 41.4%	
34 Bryce Harris	G 30:35	7-11	0-3	3-6	5 3 8	5 4 17	2	2	0	3	0	1	3PT%	3-12 25.0%	
4 Miles Stewart	05:38	0-0	0-0	1-2	0 1 1	1 1 1	0	0	0	1	0	5	FT%	11-12 91.7%	
30 Joshua Strong	28:16	5-8	3-5	5-7	0 2 2	1 3 18	1	1	0	0	0	-8	GMFG%	30-60 50.0%	
23 Jordan Hairston	14:05	2-2	1-1	2-2	0 2 2	3 1 7	0	1	1	0	0	-6	3PT%	6-21 28.6%	
Team					0 1 1	0	0	1	0	1	0		FT%	19-28 67.9%	
Totals	30:60	6-21	19-28	11	26	37	19	19	85	11	14	5	6	3	-3

Technical Fouls: NONE

Georgia Tech - 88

Record: 2-0

NO. Name	Min	FG M-A	3P M-A	FT M-A	Rebounds OR DR TOT	Fouls PF FD	TP	AS	TO	ST	Blocks BS BA	+-	Shooting By Period		
5 Tafara Gapare	F 09:37	0-2	0-0	0-0	0 2 2	3 0 0	0	0	1	1	0	0	1 st FG%	17-42 40.5%	
12 Tyzhaun Claude	F 27:32	8-15	1-2	2-4	3 3 6	5 2 19	3	1	1	0	3	9	3PT%	2-9 22.2%	
13 Miles Kelly	G 35:15	9-24	1-5	8-13	4 2 6	1 8 27	2	0	1	0	2	7	FT%	5-8 62.5%	
14 Kowacie Reeves	G 35:04	6-10	1-4	2-3	3 4 7	0 3 15	2	1	1	1	0	6	2 nd FG%	17-35 48.6%	
24 Amaree Abram	G 20:23	2-8	0-2	2-3	2 2 4	1 2 6	3	1	1	1	0	1	3PT%	2-9 22.2%	
1 Kyle Sturdivant	22:08	5-12	0-1	1-1	1 1 2	3 1 11	2	0	0	0	0	1	FT%	11-19 57.9%	
3 Dallan "Deebo" Coleman	28:16	3-5	1-2	0-1	1 3 4	3 1 7	0	0	1	0	1	4	GMFG%	34-77 44.2%	
10 Ebenezer Dowuona	05:54	1-1	0-0	0-0	1 0 1	1 0 2	0	1	0	1	0	-2	3PT%	4-18 22.2%	
4 Carter Murphy	02:59	0-0	0-0	0-0	0 0 0	1 0 0	0	0	0	0	0	-2	FT%	16-27 59.3%	
23 Ibrahima Sacko	12:52	0-0	0-0	1-2	0 3 3	2 1 11	0	1	0	0	0	-5	Dead Ball Rebounds: 5, 0		
Team					7 1 8	0	0	1	0	1	0				
Totals	34:77	4-18	16-27	22	21	43	19	19	88	12	7	6	3	6	3

Technical Fouls: NONE

	Howard	GaTech	Points from			Howard	GaTech	Period by Period Scoring			
Biggest lead	14 (2 nd 16:55)	6 (2 nd 0:08)	Turnovers	6	17	1 st	2nd	TOT			
Best Scoring Run	11 (2 nd 17:55)	11 (2 nd 13:13)	Paint	46	50	Howard	47	38	85		
Lead Changes	8		Second Chance	11	16	GaTech	41	47	88		
Times Tied	5		Fast Breaks	12	13						
Time with Lead	30:31	07:42	Bench	26	21						

MISCELLANEOUS

Starting Lineups									
Date	Opponent	Result	F	F	G	G	C	Lineup#	Record
N6	GEORGIA SOUTHERN	W, 84-62	Reeves	Gapare	Kelly	Abram	Claude	1	1-0
N9	HOWARD	W, 88-85	Reeves	Gapare	Kelly	Abram	Claude	1	2-0
N14	UMASS LOWELL	L, 71-74	Reeves	Gapare	Kelly	Abram	Claude	1	2-1
N22	at Cincinnati								
N28	MISSISSIPPI STATE								
D2	DUKE								
D5	at Georgia								
D9	ALABAMA A&M								
D16	vs. Penn State								
D21	vs. Massachusetts								
D22	vs. Portland or Hawai'i								
D24	Diamond Head Classic								
J3	at Florida State								
J6	BOSTON COLLEGE								
J9	NOTRE DAME								
J13	at Duke								
J16	at Clemson								
J20	VIRGINIA								
J23	PITTSBURGH								
J27	at Virginia Tech								
J30	NORTH CAROLINA								
F3	at NC State								
F6	WAKE FOREST								
F10	at Louisville								
F14	at Notre Dame								
F17	SYRACUSE								
F21	CLEMSON								
F24	at Miami								
M2	FLORIDA STATE								
M5	at Wake Forest								
M9	at Virginia								
M12	ACC Tournament								

Specialty Stats (GT/Opp)						
Date	Opponent	Paint	OffT0	2ndCh	FBreak	Bench
N6	GEORGIA SOUTHERN	26/30	19/11	14/13	10/4	27/35
N9	HOWARD	50/46	17/6	16/11	13/12	21/26
N14	UMASS LOWELL	38/44	12/14	24/13	7/8	40/11
N22	at Cincinnati					
N28	MISSISSIPPI STATE					
D2	DUKE					
D5	at Georgia					
D9	ALABAMA A&M					
D16	vs. Penn State					
D21	vs. Massachusetts					
D22	vs. Portland or Hawai'i					
D24	Diamond Head Classic					
J3	at Florida State					
J6	BOSTON COLLEGE					
J9	NOTRE DAME					
J13	at Duke					
J16	at Clemson					
J20	VIRGINIA					
J23	PITTSBURGH					
J27	at Virginia Tech					
J30	NORTH CAROLINA					
F3	at NC State					
F6	WAKE FOREST					
F10	at Louisville					
F14	at Notre Dame					
F17	SYRACUSE					
F21	CLEMSON					
F24	at Miami					
M2	FLORIDA STATE					
M5	at Wake Forest					
M9	at Virginia					
M12	ACC Tournament					

Miscellaneous

		Uniform		Large	Large		Lead	GT	Opp	Game		
Date	Opponent	Color	Tip	Lead	Deficit	Ties	Changes	Led	Led	Tied	1st GT Subs	On the Floor at the End
N6	GEORGIA SOUTHERN	White	GT	22	6	6	13	24:29	11:31	4:00	Sturdivant, Dowuona 16:05-1H	Sturdivant, Coleman, Kelly, Reeves, Sacko
N9	HOWARD	White	GT	6	14	5	8	7:42	30:31	1:47	Sturdivant, Coleman, Dowuona 14:51-1H	Sturdivant, Coleman, Kelly, Reeves, Sacko
N14	UMASS LOWELL	White	GT	8	11	3	4	19:05	18:02	2:53	Sturdivant, Coleman, Sacko 16:24-1H	Sturdivant, Coleman, Claude, Kelly, Reeves
N22	at Cincinnati											
N28	MISSISSIPPI STATE											
D2	DUKE											
D5	at Georgia											
D9	ALABAMA A&M											
D16	vs. Penn State											
D21	vs. Massachusetts											
D22	vs. Portland or Hawai'i											
D24	Diamond Head Classic											
J3	at Florida State											
J6	BOSTON COLLEGE											
J9	NOTRE DAME											
J13	at Duke											
J16	at Clemson											
J20	VIRGINIA											
J23	PITTSBURGH											
J27	at Virginia Tech											
J30	NORTH CAROLINA											
F3	at NC State											
F6	WAKE FOREST											
F10	at Louisville											
F14	at Notre Dame											
F17	SYRACUSE											
F21	CLEMSON											
F24	at Miami											
M2	FLORIDA STATE											
M5	at Wake Forest											
M9	at Virginia											
M12	ACC Tournament											
*alternate gold or white uniform												

*alternate gold or white uniform

ROSTER AT-A-GLANCE

NUMERICAL

No.	Name	Pos.	Ht.	Wt.	Cl.	Exp.	Hometown	High School/College
0	Lance Terry	G	6-3	198	Sr.*	1VL	College Park, Ga.	The Heritage School (Ga.) / Gardner-Webb
1	Kyle Sturdivant	G	6-3	195	Sr.*	3VL	Norcross, Ga.	Norcross HS / Southern California
2	Naithan George	G	6-3	180	Fr.	HS	Toronto, Ontario	Dream City Christian School (Glendale, Ariz.)
3	Dallan "Deebo" Coleman	G	6-6	210	Jr.	2VL	Memphis, Tenn.	West Nassau HS (Callahan, Fla.)
4	Carter Murphy	G	6-4	205	Sr.#	TR	Phoenix, Ariz.	Arcadia HS / Air Force Academy
5	Tafara Gapare	F	6-9	206	So.	TR	Wellington, New Zealand	South Kent School (Conn.) / Massachusetts
10	Ebenezer Dowuona	C	6-11	230	Sr.	TR	Accra, Ghana	The Heritage School (Ga.) / NC State
11	Baye Ndongo	F	6-9	214	Fr.	HS	Mboro, Senegal	Putnam (Conn.) Science Academy
12	Tyzhaun Claude	F	6-7	226	Sr.#	TR	Goldsboro, N.C.	Moravian Prep / Morehead State / Western Carolina
13	Miles Kelly	G	6-6	180	Jr.	2VL	Stone Mountain, Ga.	Parkview HS / Hargrave Military Academy (Va.)
14	Kowacie Reeves	G	6-7	202	Jr.	TR	Macon, Ga.	Westside HS / Florida
23	Ibrahima Sacko	G/F	6-6	225	Fr.	HS	Conakry, Guinea	J. Addison School (Markham, Ontario)
24	Amaree Abram	G	6-4	195	So.	TR	Port Arthur, Texas	Southern California Academy / Mississippi
30	Ibrahim Souare	F	6-9	214	Fr.	HS	Conakry, Guinea	Dream City Christian School (Glendale, Ariz.)
33	Marcos San Miguel	G	6-4	190	Fr.	HS	Atlanta, Ga.	Campbell HS
35	Emmer Nichols	F	6-6	215	r-Fr.	RS	Woodside, Calif.	Sacred Heart Preparatory School

ALPHABETICAL

No.	Name	Pos.	Ht.	Wt.	Cl.	Exp.	Hometown	High School/College
24	Amaree Abram	G	6-4	195	So.	TR	Port Arthur, Texas	Southern California Academy / Mississippi
12	Tyzhaun Claude	F	6-7	226	Sr.#	TR	Goldsboro, N.C.	Moravian Prep / Morehead State / Western Carolina
3	Dallan "Deebo" Coleman	G	6-6	210	Jr.	2VL	Memphis, Tenn.	West Nassau HS (Callahan, Fla.)
10	Ebenezer Dowuona	C	6-11	230	Sr.	TR	Accra, Ghana	The Heritage School (Ga.) / NC State
5	Tafara Gapare	F	6-9	206	So.	TR	Wellington, New Zealand	South Kent School (Conn.) / Massachusetts
2	Naithan George	G	6-3	180	Fr.	HS	Toronto, Ontario	Dream City Christian School (Glendale, Ariz.)
13	Miles Kelly	G	6-6	180	Jr.	2VL	Stone Mountain, Ga.	Parkview HS / Hargrave Military Academy (Va.)
4	Carter Murphy	G	6-4	205	Sr.#	TR	Phoenix, Ariz.	Arcadia HS / Air Force Academy
11	Baye Ndongo	F	6-9	214	Fr.	HS	Mboro, Senegal	Putnam (Conn.) Science Academy
35	Emmer Nichols	F	6-6	215	r-Fr.	RS	Woodside, Calif.	Sacred Heart Preparatory School
14	Kowacie Reeves	G	6-7	202	Jr.	TR	Macon, Ga.	Westside HS / Florida
23	Ibrahima Sacko	G/F	6-6	225	Fr.	HS	Conakry, Guinea	J. Addison School (Markham, Ontario)
33	Marcos San Miguel	G	6-4	190	Fr.	HS	Atlanta, Ga.	Campbell HS
30	Ibrahim Souare	F	6-9	214	Fr.	HS	Conakry, Guinea	Dream City Christian School (Glendale, Ariz.)
1	Kyle Sturdivant	G	6-3	195	Sr.*	3VL	Norcross, Ga.	Norcross HS / Southern California
0	Lance Terry	G	6-3	198	Sr.*	1VL	College Park, Ga.	The Heritage School (Ga.) / Gardner-Webb

*5th-year senior; #graduate transfer

Head Coach: Damon Stoudamire (Arizona, 1995), 1st season

Associate Head Coach: Karl Hobbs (Connecticut, 1984), 1st season

Assistant Coach: Terry Parker, Jr. (Louisiana Tech, 2006), 1st season

Assistant Coach: Pershin Williams (North Florida, 2005), 1st season

Assistant Coach: Nate Babcock (Wisconsin-Eau Claire, 2009), 1st season

Assistant Coach: Bonzi Wells (Ball State, 1998), 1st season

Director of Player Personnel: Matt Holt (Northeastern, 2011), 1st season

Director of Scouting: Hayden Sheridan (Arizona, 2016), 6th season

Associate Director of Player Personnel: B.J. Elder (Georgia Tech, 2014), 5th season

Director of Operations: Tyler Benson (St. Bonaventure, 2009), 8th season

Assistant Director of Operations: Taylor Ann Hendricks (Iowa State, 2020), 2nd season

Associate Director of Sports Medicine/Men's Basketball: Richard Stewart (Salisbury, 2005), 17th season

Director of Strength and Conditioning/Men's Basketball: Justin Landry (Cal State East Bay, 2012), 1st season

Recruiting and Operations Coordinator: Jake Alburtus (Western Michigan, 2020), 1st season

BY CLASS

Seniors: Tyzhaun Claude, Ebenezer Dowuona, Carter Murphy, Kyle Sturdivant, Lance Terry

Juniors: Dallan "Deebo" Coleman, Miles Kelly, Kowacie Reeves

Sophomores: Amaree Abram, Tafara Gapare

Freshman: Naithan George, Baye Ndongo, Emmer Nichols, Ibrahima Sacko, Marcos San Miguel, Ibrahim Souare

BY STATE/COUNTRY

Arizona: Carter Murphy

California: Emmer Nichols

Canada: Naithan George

Georgia: Miles Kelly, Kowacie Reeves, Marcos San Miguel, Kyle Sturdivant, Lance Terry

Ghana: Ebenezer Dowuona

Guinea: Ibrahima Sacko, Ibrahim Souare

New Zealand: Tafara Gapare

North Carolina: Tyzhaun Claude

Senegal: Baye Ndongo

Tennessee: Dallan "Deebo" Coleman

Texas: Amaree Abram

BY MAJOR

Business Administration: Amaree Abram, Dallan "Deebo" Coleman, Tafara Gapare, Miles Kelly, Ibrahima Sacko, Ibrahim Souare, Kyle Sturdivant

Computer Science: Marcos San Miguel

Economics/International Affairs: Emmer Nichols

History, Technology & Society: Tyzhaun Claude, Ebenezer Dowuona, Kowacie Reeves, Lance Terry

Literature, Media & Communication: Baye Ndongo

Operations Research (MS): Carter Murphy

BY HEIGHT

6-3 Naithan George, Kyle Sturdivant, Lance Terry

6-4 Amaree Abram, Carter Murphy, Marcos San Miguel

6-6 Dallan "Deebo" Coleman, Miles Kelly, Emmer Nichols, Ibrahima Sacko

6-7 Tyzhaun Claude, Kowacie Reeves

6-9 Tafara Gapare, Baye Ndongo, Ibrahima Souare

6-11 Ebenezer Dowuona

PRONUNCIATION GUIDE

McCamish Pavilion	Mc-CAM-ish
Amaree Abram	uh-MAR-ee
Tyzhaun Claude	ty-ZHON
Dallan "Deebo" Coleman	DELL-un, DEE-bo
Ebenezer Dowuona	duh-WANNA
Tafara Gapare	tuh-FAR-uh guh-PAR-ee
Baye Ndongo	BYE nDON-go
Kowacie Reeves	ko-WAY-see
Ibrahima Sacko	EE-bruh-HEE-muh SOCK-oh
Ibrahim Souare	EE-bruh-HEEM SWAR-ay (rhymes with soiree)
Kyle Sturdivant	STIR-de-vunt

RADIO/TV ROSTER



Amaree Abram
G • 6-4 • So.

24



Tyzhaun Claude
F • 6-7 • Grad Sr.

12



Dallan "Deebo" Coleman
G • 6-6 • Jr.

3



Ebenezer Dowuona
C • 6-11 • Sr.

10



Tafara Gapare
F • 6-9 • So.

5



Naithan George
G • 6-3 • Fr.

2



Miles Kelly
G • 6-6 • Jr.

13



Carter Murphy
G • 6-4 • Grad Sr.

4




Baye Ndongo
F • 6-9 • Fr.

11



Emmer Nichols
F • 6-6 • r-Fr.

35



Kowacie Reeves
G • 6-7 • Jr.

14



Ibrahima Sacko
F • 6-6 • Fr.

23




Marcos San Miguel
G • 6-4 • Fr.

33



Ibrahim Souare
F • 6-9 • Jr.

30



Kyle Sturdivant
G • 6-3 • 5th-yr. Sr.

1



Lance Terry
G • 6-2 • 5th-yr. Sr.

0



Damon Stoudamire
Head Coach



Karl Hobbs
Associate Head Coach



Terry Parker, Jr.
Assistant Coach



Pershin Williams
Assistant Coach



Nate Babcock
Assistant Coach



Bonzi Wells
Assistant Coach

RADIO/TV CHEAT SHEET



0

LANCE TERRY

Guard • 6-3 • 198 • Senior • College Park, Ga.

Year	GP/GS	PPG	RPG	APG	FG%	3FG%	FT%
2023-24	-	-	-	-	-	-	-
Season Highs	Pts: -	Reb: -	Ast: -	Min: -			
Career Highs	Pts: -	Reb: -	Ast: -	Min: -			



1

KYLE STURDIVANT

Guard • 6-3 • 195 • Senior • Norcross, Ga.

Year	GP/GS	PPG	RPG	APG	FG%	3FG%	FT%
2022-23	3/0	10.3	2.0	4.3	.467	.250	.500
Season Highs	Pts: 12	Reb: 4	Ast: 6	Min: 27:43			
Career Highs	Pts: 20	Reb: 8	Ast: 10	Min: 39:10			



2

NAITHAN GEORGE

Guard • 6-3 • 180 • Freshman • Toronto, Ontario

Year	GP/GS	PPG	RPG	APG	FG%	3FG%	FT%
2023-24	-	-	-	-	-	-	-
Season Highs	Pts: -	Reb: -	Ast: -	Min: -			
Career Highs	Pts: -	Reb: -	Ast: -	Min: -			



3

DALLAN "DEEBO" COLEMAN

Guard • 6-6 • 210 • Junior • Memphis, Tenn.

Year	GP/GS	PPG	RPG	APG	FG%	3FG%	FT%
2023-24	3/0	16.0	3.0	0.6	.625	.563	.600
Season Highs	Pts: 24	Reb: 5	Ast: 1	Min: 31:32			
Career Highs	Pts: 24	Reb: 9	Ast: 8	Min: 40:00			



5

TAFARA GAPARE

Forward • 6-9 • 206 • Sophomore • Wellington, New Zealand

Year	GP/GS	PPG	RPG	BPG	FG%	3FG%	FT%
2023-24	3/3	0.7	2.0	0.3	.111	.000	.000
Season Highs	Pts: 2	Reb: 3	Blk: 1	Min: 15:55			
Career Highs	Pts: 15	Reb: 7	Blk: 5	Min: 24			



10

EBENEZER DOWUONA

Center • 6-11 • 230 • Senior • Accra, Ghana

Year	GP/GS	PPG	RPG	BPG	FG%	3FG%	FT%
2023-24	3/0	2.0	2.0	0.3	.750	.000	.000
Season Highs	Pts: 2	Reb: 4	Blk: 1	Min: 8:22			
Career Highs	Pts: 11	Reb: 9	Blk: 8	Min: 46			



11

BAYE NDONGO

Forward • 6-9 • 214 • Freshman • Mboro, Senegal

Year	GP/GS	PPG	RPG	BPG	FG%	3FG%	FT%
2023-24	-	-	-	-	-	-	-
Season Highs	Pts: -	Reb: -	Blk: -	Min: -			
Career Highs	Pts: -	Reb: -	Blk: -	Min: -			



12

TYZHAUN CLAUDE

Forward • 6-7 • 226 • Senior • Goldsboro, N.C.

Year	GP/GS	PPG	RPG	APG	FG%	3FG%	FT%
2023-24	3/3	12.7	8.3	2.3	.438	.200	.563
Season Highs	Pts: 19	Reb: 10	Ast: 3	Min: 29:50			
Career Highs	Pts: 24	Reb: 17	Ast: 3	Min: 36			



13

MILES KELLY

Guard • 6-6 • 180 • Junior • Stone Mountain, Ga.

Year	GP/GS	PPG	RPG	APG	FG%	3FG%	FT%
2023-24	3/3	21.0	6.3	2.0	.377	.250	.571
Season Highs	Pts: 27	Reb: 8	Ast: 3	Min: 35:15			
Career Highs	Pts: 30	Reb: 9	Ast: 4	Min: 40:00			



14

KOWACIE REEVES

Forward • 6-7 • 202 • Junior • Macon, Ga.

Year	GP/GS	PPG	RPG	APG	FG%	3FG%	FT%
2023-24	3/3	11.3	4.3	1.7	.458	.333	.889
Season Highs	Pts: 15	Reb: 7	Ast: 3	Min: 35:04			
Career Highs	Pts: 21	Reb: 7	Ast: 3	Min: 35:04			



23

IBRAHIMA SACKO

Forward • 6-6 • 225 • Freshman • Conakry, Guinea

Year	GP/GS	PPG	RPG	APG	FG%	3FG%	FT%
2023-24	3/0	1.0	5.0	0.3	.200	.000	.250
Season Highs	Pts: 1	Reb: 4	Ast: 0	Min: 12:52			
Career Highs	Pts: 1	Reb: 4	Ast: 0	Min: 12:52			



24

AMAREE ABRAM

Guard • 6-4 • 195 • Sophomore • Port Arthur, Texas

Year	GP/GS	PPG	RPG	APG	FG%	3FG%	FT%
2023-24	3/3	6.0	2.7	2.0	.278	.200	.667
Season Highs	Pts: 7	Reb: 4	Ast: 3	Min: 20:23			
Career Highs	Pts: 26	Reb: 5	Ast: 5	Min: 38			



30

IBRAHIM SOUARE

Forward • 6-9 • 214 • Freshman • Conakry, Guinea

Year	GP/GS	PPG	RPG	BPG	FG%	3FG%	FT%
2023-24	-	-	-	-	-	-	-
Season Highs	Pts: -	Reb: -	Blk: -	Min: -			
Career Highs	Pts: -	Reb: -	Blk: -	Min: -			

Notes

- Has not played this season due to right calf injury
- Over the last 11 games of 2022-23 - 13.3 ppg, 43.4% FG, 43.3% 3pt FG, 77.8% FT
- Finished as Tech's top 3pt FG pct. at 38.8% in all games, 42.1% in ACC games
- Tech's No. 2 scorer in ACC games - 11.4 ppg, 42.1% FG, 74.2% FT; season-high 24 pts vs. Miami, Syracuse

Notes

- Averaging 25.4 minutes and 10.3 ppg off the bench this season, 13/4 assist/turnover ratio
- Two double-figure scoring games this season
- Fourteen double-figure games in 2022-23, 10 in ACC games; 2.09/ assist/turnover ratio
- In ACC games - 9.0 ppg, 3.3 apg, 39.3% FG, 30.3% 3pt FG

Notes

- Point guard who attended Dream City Christian School (Arizona) in 2022-23
- Averaged 15 points, eight assists and five rebounds per game in 2022-23 at Dream City
- Named all-breakout player at Peach Jam, 10 ppg, 4.8 rpg, 3.7 apg, 27.2 mpg for Arizona Unity in 6 games
- Goes by "Nait"

Notes

- Tech's top shooter through 3 games - 62.5% FG, 56.2% 3pt FG
- Has hit a 3pt FG in 18 consecutive games (Jan. 17, 2023, 0-for-5 vs. NC State)
- No turnovers in 85+ minutes this season
- Career high 24 points vs. UMass Lowell (7-12 FG, 5-9 3pt FG)

Notes

- Started all three games but has averaged just 13 minutes
- Long perimeter player who averaged 12.1 mpg as a freshman at UMass
- Led Minutemen in blocked shots (20) and went to the free throw line 40 times
- Name pronounced "tuh-FAR-uh guh-PAR-ee"

Notes

- Averaged 5.4 minutes in the post off the bench, scored in each game so far
- Former 4-star HS prospect who attended The Heritage School in Georgia, transfer from NC State
- Best season with Wolfpack was 2021-22, started 27 games, 4.1 ppg, 4.1 rpg, 1.7 blocks, 54 blocks
- Surname pronounced "duh-WANNA"

Notes

- Has not yet played this season due to right hand injury
- Rated a four-star prospect by On3, three-star by Rivals and 247Sports
- Attended Putnam (Conn.) Science Academy in 2022-23, leading team to national prep school championship
- Last name pronounced "nDON-go" (pronounce the N with no vowel after)

Notes

- Tech's top rebounder, top 10 in the ACC, 7/2 assist/turnover ratio
- Double-double (10 pts/10 reb) vs. Georgia Southern, 19 pts (8-15 FG) vs. Howard
- Transfer from Western Carolina who also played two seasons at Morehead State (DNP due to injury in 2020-21)
- All-SoCon 3rd team, 15.4 points per game and led SoCon with 8.6 rebounds per game in 2022-23

Notes

- Scored 25 and 27 points in Tech's first two games this season, taken most shots of any ACC player
- Double digits in 11 straight games dating back to last season, averaged 20.1 ppg across those 11
- Career 37.7% shooter from three-point range, 81.1% from foul line
- Tech's scoring leader in 2022-23 (team-high 14.8 ppg in ACC games, 38.4% 3pt FG, 95.3% FT)

Notes

- Scored 15 points each vs. Ga. Southern, Howard; leads Tech in minutes, top-10 in ACC
- Former 4- and 5-star-rated recruit from Georgia who played two seasons at Florida before transferring to Tech
- Averaged 7.1 points and 2.1 rebounds in 60 appearances with 17 starts as a Gator (17.5 mpg over 2 seasons)
- First name pronounced "ko-WAY-see"

Notes

- Only freshman to see action so far this season, 15.3 minutes per game; 8 rebounds, 3 steals vs. UMass Lowell
- Rated a top-3 player out of Canada by recruiting analyst Josh Millican
- Earned OSBA first-team all-star and defensive player of the year honors at J. Addison School in 2022-23
- Name pronounced "ee-bruh-HEE-muh SOCK-oh"

Notes

- Started all three games and averaged 16.9 minutes
- Former four-star guard prospect out of Texas who transferred from Ole Miss following his freshman season
- Fourth on the team in scoring and second in assists, second on the team with 39 three pointers made
- First name pronounced "uh-MAR-ee"

Notes

- Power forward prospect who attended Dream City Christian School (Arizona) in 2022-23
- Played for Arizona Unity at the Peach Jam, averaging 7.7 points and 5.8 rebounds over six games (21.8 mpg)
- 11.7 points, 7.7 rebounds and 1.7 assists for Guinea in the 2022 FIBA U18 African Championship
- Surname pronounced "SWAR-ay" (rhymes with soiree)