



GEORGIA TECH BASKETBALL 2023-24

ACC Champions 1985, 1990, 1993, 2021 • Final Four 1990, 2004 • 17 NCAA Tournament appearances

2023-24 Schedule/Results

Date	Opponent	TV	Time
N1	CLARK ATLANTA (exh)	-	W, 91-75
N6	GEORGIA SOUTHERN	ACCNX	W, 84-62
N9	HOWARD	ACCNX	7:30 p.m.
N14	UMASS LOWELL	ACCNX	7:30 p.m.
N22	at Cincinnati	ESPN+	7 p.m.
N28	MISSISSIPPI STATE*	ACC Network	7 p.m.
D2	DUKE	The CW	2:15 p.m.
D5	at Georgia	SEC Network	7:30 p.m.
D9	ALABAMA A&M	ACC Network	4 p.m.
D16	vs. Penn State+	B1G Network	12 p.m.
D21	vs. Massachusetts#	ESPN2	9 p.m.
D22	vs. Portland or Hawai'i#	ESPN2	11 p.m./1 a.m.
D24	Diamond Head Classic (3rd rd)#	tba	tba
J3	at Florida State	ACC Network	7 p.m.
J6	BOSTON COLLEGE	ESPN2/U	4 p.m.
J9	NOTRE DAME	ESPN2/U	9 p.m.
J13	at Duke	ACC Network	5 p.m.
J16	at Clemson	ACC Network	9 p.m.
J20	VIRGINIA	ACC Network	6 p.m.
J23	PITTSBURGH	ESPN2/U	7 p.m.
J27	at Virginia Tech	ACC Network	5 p.m.
J30	NORTH CAROLINA	ESPN2/U	7 p.m.
F3	at NC State	The CW	5:30 p.m.
F6	WAKE FOREST	ESPN2/U	7 p.m.
F10	at Louisville	ACC Network	6:30 p.m.
F14	at Notre Dame	ACC Network	7 p.m.
F17	SYRACUSE	The CW	5:30 p.m.
F21	CLEMSON	ACC Network	7 p.m.
F24	at Miami	ACC Network	4 p.m.
M2	FLORIDA STATE	ESPN2/U	12 p.m.
M5	at Wake Forest	ACC Network	9 p.m.
M9	at Virginia	ACC Network	8 p.m.
M12-16 ACC Tournament (Washington, D.C.)%			
*ACC/SEC Challenge; +Holiday Festival (Madison Square Garden, New York, N.Y.); #Diamond Head Classic (Honolulu, Hawai'i); %ACC Tournament (Washington, D.C.)			
All times Eastern; home games in ALL CAPS			

RADIO: Georgia Tech Sports Network by Legends Sports

Announcers	Andy Demetra, Randy Waters
Engineer	Miller Pope
Network station in Atlanta	680 AM / 93.7 FM
Satellite Radio	SiriusXM app, SiriusXM channel 382
Online	GT Gameday App, Ramblinwreck.com
Tuneln	buzz.gt/LiveTuneln

Television ACC Network Extra

Announcers	Wiley Ballard, Jon Babul
------------	--------------------------

COMMUNICATIONS

GTMBB contact	Mike Stamus
Phone	404-894-5445 (ofc), 404-218-9723 (cell)
E-mail	mstamus@athletics.gatech.edu

SOCIAL MEDIA: #StingEm

Official Twitter	@GTMBB
Facebook	gtmensbasketball
Instagram	gtmensbasketball

GEORGIA TECH (1-0, 0-0 ACC) vs. HOWARD (1-0, 0-0 MEAC) Game 2 • November 9, 2023 • 7:30 p.m. EDT

Tech Continues Homestand vs. Howard

Georgia Tech continues its new chapter in its men's basketball history and its three-game opening homestand at 7:30 p.m. Thursday night when first-year head coach Damon Stoudamire and the Yellow Jackets play host to Howard University at McCamish Pavilion.

Tech has entered this new chapter with four starters returning from a team that went 15-18 a year ago, and nine new scholarship players on its roster. The Jackets opened the campaign Monday night with a hard-fought 84-62 victory over Georgia Southern.

The Bison, 92-80 winners over Hampton University Monday night, won the Mid-Eastern Athletic Conference (MEAC) season in 2022-23 and finished with a 22-13 overall record, losing in the opening round of the NCAA Tournament.

Thursday's game will be streamed live on ACC Network Extra and ESPN+, and is also available on the ESPN app. Radio coverage is on the Georgia Tech Sports Network by Legends Sports and flagship station 680 the Fan (680 AM/93.7 FM). The Tech broadcast is also available on the SiriusXM app.

The Tip-Off

- Georgia Tech has its first three games of the 2023-24 season in the friendly confines of McCamish Pavilion, where the Yellow Jackets are 124-68 in 11-plus seasons. Tech's first road

EVENT INFORMATION

Venue/Site	McCamish Pavilion, Atlanta, Ga.
Tech vs. Howard	Tech leads, 1-0
vs. Howard at home	Tech leads, 1-0
Last meeting	Tech won 84-77 on 1/2/1991 in Atlanta

GEORGIA TECH YELLOW JACKETS

Rankings (AP/coaches/KenPom/NET)	nr nr 104 na
Record breakdown	1-0 home 0-0 road 0-0 neutral
Head coach	Damon Stoudamire (Arizona, 1995)
Career record/at GT	72-77 (6th yr) 1-0 (1st yr)
Stoudamire vs. Howard	0-0

HOWARD BISON

Rankings (AP/coaches/KenPom/NET)	nr nr 228 na
Record breakdown	1-0 home 0-0 road 0-0 neutral
Head coach	Kenneth Blakeney (Duke, 1995)
Career record/at school	44-59 (5th yr) 44-59 (5th yr)
Blakeney vs. Georgia Tech	0-0

ROSTER AT-A-GLANCE (#indicates returning starter)

24	Amaree Abram	G	6-4	190	So	Port Arthur, Texas	8.0 ppg	2.0 apg
> Transfer from Ole Miss, 33 games/22 starts as a freshman; team's No. 4 scorer, 2nd in 3pt FG made (39)								
12	Tyzhaun Claude	F	6-8	236	Sr.*	Goldsboro, N.C.	15.4 ppg	8.6 rpg
> Grad transfer from Western Carolina, 3rd-team all-SoCon and all-SoCon tourney in 2022-23; 11 double-doubles								
3	Dallan "Deebo" Coleman#	G	6-6	218	So	Memphis, Tenn.	9.5 ppg	2.9 rpg
> Tech's No. 4 scorer, 32.6% 3pt FG season; averaged 13.5 ppg in ACC Tournament								
10	Ebenezer Dowuona	F	6-11	225	Sr.	Accra, Ghana	1.7 ppg	1.9 rpg
> Transfer from NC State, best season at NC State was 2021-22, averaging 4.1 ppg, 4.1 rpg, 1.7 bpg								
5	Tafara Gapare	F	6-9	205	So	Wellington, New Zealand	3.4 ppg	2.1 rpg
> Transfer from UMass; 30 games, 12.4 mpg as a freshman; team leader in blocks (20) despite limited mpg								
2	Naithan George	G	6-3	180	Fr.	Toronto, Ontario	--	--
> Played senior year at Dream City Christian School (Glendale, Ariz.), breakout performer at 2023 Peach Jam								
13	Miles Kelly#	G	6-6	175	So	Stone Mountain, Ga.	14.4 ppg	3.4 rpg
> Tech's top scorer and FT shooter (89.8%), 19.8 ppg, 47.7% FG, 44.3% 3pt FG over final 8 games								
4	Carter Murphy	G	6-4	200	Sr.	Phoenix, Ariz.	7.2 ppg	1.7 rpg
> Graduate transfer from Air Force Academy, played 31 games and started 2 in 2022-23								
11	Baye Ndongo	F	6-9	236	Fr.	Mboro, Senegal	--	--
> Helped Putnam (Conn.) Science Academy to national prep school championship; 4-star prospect by On3								
35	Emmer Nichols	F	6-6	219	Fr.	Woodside, Calif.	--	--
> Non-scholarship player in 2nd year in the program, did not play in a game last year and redshirted								
14	Kowacie Reeves	G	6-6	192	Jr.	Macon, Ga.	8.5 ppg	2.6 rpg
> Transfer from Florida, 60 games/17 starts, 17.5 mpg over two seasons, posted pair of 20-point games								
23	Ibrahima Sacko	G/F	6-6	222	Fr.	Conakry, Guinea	--	--
> Top-3 prospect in Canada in 2023 class, 1st-team All-OSBA and Defensive POY, MVP of Beach Ball Classic								
33	Marcos San Miguel	G	6-4	201	Fr.	Smyrna, Ga.	--	--
> Non-scholarship player in 1st year in the program								
30	Ibrahim Souare	F	6-9	210	Fr.	Guinea	--	--
> From Dream City Christian School (Glendale, Ariz.), member Guinea team 2022 U18 FIBA African Championship								
1	Kyle Sturdivant#	G	6-3	196	Sr.	Norcross, Ga.	8.6 ppg	3.3 apg
> Started final 12 games of 2022-23, double-figure points in 9 (12.6 ppg, 35.1% 3pt FG, 53/19 assist/TO)								
0	Lance Terry#	G	6-2	200	Sr.	College Park, Ga.	10.1 ppg	2.8 rpg
> No. 2 scorer in 2022-23 (11.4 ppg ACC games); 13.3 ppg, 43.3% FG, 43.3% 3pt FG over final 12 games								

TECH NOTEBOOK

Tech Team Statistics

Category	2022-23	ACC	NCAA
Scoring offense	69.7	10	216
Scoring defense	70.8	7	197
Scoring margin	-0.9	11	239
Field goal pct.	.423	14	289
Effective FG pct.	.488	13	281
Field goal pct. def.	.441	7	199
3-pt FG pct.	.335	11	208
3-pt FG per game	7.8	7	118
3-pt FG att. per game	23.4	5	94
3-pt FG pct. def.	.301	1	17
3-pt FG allowed	6.2	-	-
Free throw pct.	.696	15	253
FT made per game	10.1	15	334
FT attempts per game	14.5	14	334
Rebounds per game	35.0	6	171
Rebound margin	-1.7	13	272
O-Reb per game	10.6	4	129
D-Reb per game	24.4	10	210
Assists per game	14.0	8	105
Assist/TO ratio	1.33	5	44
Turnover margin	+0.4	6	158
Turnovers per game	10.6	5	24
Turnovers forced per game	11.0	10	300
Blocks per game	4.1	6	60
Steals per game	6.0	8	224
Fouls per game	15.9	8	91
Bench points per game	16.9	3	231
Fast break points per game	10.9	3	92

Rankings through games of April 3

Games Started/Finished

Player	2023-24	Career	Conf.	*Finished
Amaree Abram	1	23	-	-
Tyzhaun Claude	1	48	-	-
Deebo Coleman	31	36	26	-
Ebenezer Dowouna	-	-	-	-
Tafara Gapare	1	1	-	-
Miles Kelly	28	29	23	-
Baye Ndongo	-	-	-	-
Kowacie Reeves	1	18	-	-
Ibrahima Sacko	-	-	-	-
Ibrahim Souare	-	-	-	-
Kyle Sturdivant	21	49	35	-
Lance Terry	21	58	32	-

*Includes starts at previous school and in conference tournaments
Games finished includes only 2023-24 season*

Non-Conference Breakdown

Team	Conf.	Record	Conf.	KP	NET
Alabama A&M	SWAC	15-18	10-8	312	320
Cincinnati	Big 12	23-13	11-7	50	63
Georgia	SEC	16-16	6-12	154	157
Georgia Southern Sun Belt		17-16	9-9	209	207
Howard	MEAC	22-13	11-3	218	213
Massachusetts	A-10	15-16	6-12	212	203
UMass Lowell	Am. East	26-8	11-5	134	118
Mississippi State	SEC	21-13	8-10	53	53
Penn State	Big Ten	23-14	10-10	36	41
Hawaii*	Big West	21-11	13-8	130	131
Portland*	WCC	12-19	6-12	157	168

GT strength of schedule rank -- --

GT NC strength of schedule rank -- --

vs. Quad 1: 0-0 vs. Quad 2: 0-0

vs. Quad 3: 0-0 vs. Quad 4: 0-0

KP - KenPom.com, NET - NCAA NET rankings (2022-23)

*Possible 2nd DHC opponent

trip comes Nov. 22 at Cincinnati.

- Howard is one of five guaranteed non-conference opponents for Tech that won 20 or more games in the 2022-23 season, including four that played in the post-season. Mississippi State (21-13), Penn State (23-14) and Howard (22-13) all played in the NCAA Tournament last season, while Cincinnati (23-13), a new member of the Big 12, reached the quarterfinals of the NIT. UMass Lowell (26-8) finished second in the America East Conference. The Yellow Jackets potentially could play two more 20-win teams in the Diamond Head Classic, with a possible game against Hawai'i (21-11) in the second round and TCU (22-13) in the final round.

- Tech's four returning scholarship players - Miles Kelly, Lance Terry, Dallan "Deebo" Coleman and Kyle Sturdivant - accounted for 59.4 percent of the Yellow Jackets' points and 56.5 percent of the minutes during the 2022-23 season. They collectively shot 35.6 percent from three-point range.

- Tech has a total of nine scholarship newcomers on its roster, five transfers who were judged the 17th best transfer class in the country by 247Sports, and four freshmen.

- Tech's five transfers combined to average 37 points and 17.2 rebounds per game last season at their previous schools. They have combined to play in 263 games in their careers, and have made 116 starts.

- Kyle Sturdivant, a transfer himself from USC prior to the 2020-21 season, is the elder statesman on the Tech roster, beginning his fourth season. He is the lone player remaining from Tech's 2021 ACC Championship team and has played 91 games (49 starts) in a Tech uniform.

- Tech's only starter lost from last year's team is 6-7 center Ja'von Franklin, now playing professionally in Serbia.

Series vs. Howard

- Georgia Tech and Howard have met on the hardwood just once, a tight 84-77 decision on Jan. 2, 1991 at Alexander Memorial Coliseum.

- Tech is 33-0 all-time against members of the Mid-Eastern Athletic Conference, and 51-2 against Division I HBCU programs. The Jackets have played, or at least scheduled, a team from either the MEAC or the Southwestern Athletic Conference every year since 2011-12.

- Howard associate head coach Rod Balanis is a former Georgia Tech basketball player (1991-94) in his second season with the Bison after 20 years as an assistant to Mike Bry at Notre Dame.

Stoudamire Begins New Chapter for Tech

Damon Stoudamire, well-known throughout the basketball world for his success as a player and coach at the collegiate and professional levels, was named the 15th head coach in Georgia Tech men's basketball history on March 13.

Stoudamire comes to Georgia Tech after most recently serving as an assistant coach of the Boston Celtics, who currently sit atop the NBA's Atlantic Division standings. He was with the Celtics for nearly two seasons (2021-22 and 2022-23), after a successful five-season stint as the head coach at Pacific (2016-21). At Pacific, he was named West Coast Conference Coach of the Year in 2020 after leading the Tigers to a 23-10 record in 2019-20, good for the program's best winning percentage (.697) in 15 years, and a third-place finish in the powerful WCC (behind only national powers Gonzaga and St. Mary's). He also was named the recipient of the Ben Jobe Award, given to the nation's top minority head coach.

Stoudamire established himself as one of his generation's premier players when he was a three-time all-conference performer, the 1995 Pac 10 co-Player of the Year and a consensus first-team All-American at Arizona, where he played for four seasons from 1991-95. After helping lead the Wildcats to the Final Four as a junior in 1994, he capped his collegiate career by averaging 22.8 points per game, en route to the co-conference Player of the Year and consensus

Tech Head Coaches in First Year

Coach	Season	Record (Conf)
John Chapman	1905-06	2-1
John Heisman	1908-09	1-6
William Alexander	1919-20	7-10
Joe Bean	1920-21	4-10
Harold Hansen	1924-25	4-12
Roy Mundorff	1926-27	17-10
Dwight Keith	1943-44	14-4 (3-1)
Roy McArthur	1946-47	12-11 (6-6)
John "Whack" Hyder	1951-52	7-15 (5-13)
Dwane Morrison	1973-74	5-21
Bobby Cremins	1981-82	10-16 (3-11)
Paul Hewitt	2000-01	17-13 (8-8)*
Brian Gregory	2011-12	11-20 (4-12)
Josh Pastner	2016-17	21-16 (8-10)#
Damon Stoudamire	2023-24	1-0

*NCAA Tournament

#On-court record (22 wins, 1 loss vacated by NCAA Committee on Infractions)

Series vs. Howard (1-0)

Home: 1-0, Away: 0-0, Neutral: 0-0

1-2-1991 24/nr h10 W 84-77

GAME NOTES

TECH NOTEBOOK

Georgia Tech Quick Facts

Official Name: Georgia Institute of Technology
Location: Atlanta, Ga.
Enrollment: 45,295
Founded: 1885
Colors: Old Gold and White
Nickname: Yellow Jackets, Ramblin' Wreck
Mascot: Buzz (Yellow Jacket)
Fight Songs: Ramblin' Wreck, White and Gold
Conference: Atlantic Coast (ACC)
Home Arena: McCamish Pavilion (capacity 8,600)
President: Dr. Angel Cabrera
Director of Athletics: J Batt
Faculty Rep. for Athletics: Dr. Jenna Jordan
Head Coach: Damon Stoudamire (Arizona, 1995)
Record at Tech: 1-0 (1st season)
Overall: 72-77 (6th season)
ACC Regular Season: 0-0
ACC Tournament: 0-0
NCAA Tournament: 0-0
Associate Head Coach: Karl Hobbs (Connecticut, 1984), 1st season
Assistant Coach: Terry Parker, Jr. (Louisiana Tech, 2006), 1st season
Assistant Coach: Pershin Williams (North Florida, 2005), 1st season
Assistant Coach: Nate Babcock (Wisconsin-Eau Claire, 2009), 1st season
Assistant Coach: Bonzi Wells (Ball State, 1998), 1st season
Director of Player Personnel: Matt Holt (Northeastern, 2011), 1st season
Director of Scouting: Hayden Sheridan (Arizona, 2016), 6th season
Associate Director of Player Personnel: B.J. Elder (Georgia Tech, 2014), 5th season
Director of Operations: Tyler Benson (St. Bonaventure, 2009), 8th season
Assistant Director of Operations: Taylor Ann Hendricks (Iowa State, 2020), 2nd season
Associate Director of Sports Medicine: Richard Stewart (Salisbury, 2005), 17th season
Director of Strength and Conditioning: Justin Landry (Cal State East Bay, 2012), 1st season
Recruiting and Operations Coordinator: Jake Albutus (Western Michigan, 2020), 1st season

Basketball History

109th season: 1st game, Feb. 17, 1906 vs. Auburn
All-time Record: 1,438-1,305!
Winning/Losing/500 Seasons: 55 / 49 / 4
NCAA Appearances (17): 23-17 record
1960, 1985, 1986, 1987, 1988, 1989, 1990, 1991, 1992, 1993, 1996, 2001, 2004, 2005, 2007, 2010, 2021
Final Fours (2): 1990, 2004
NIT Appearances (8): 10-8 record
1970, 1971, 1984, 1994, 1998, 1999, 2003, 2016
ACC Championships (4): 1985, 1990, 1993, 2021
ACC Regular-Season Titles (2): 1985 (tie), 1996
ACC Regular-Season Record (44th season): 287-420!
ACC Tournament Record: 29-39
SEC Championships (1): 1938
SEC Regular-Season Titles (1): 1937
SEC Regular-Season Record (1932-64): 201-207
Metro Conference Regular-Season Record (1975-78): 9-10
Metro Conference Tournament Record: 4-3
Record at McCamish Pavilion: 124-68! (11th season)
Record at Alexander Memorial Coliseum: 556-194 (55 seasons, 1956-2011)
Record at State Farm Arena: 8-12
Record at Gas South Arena: 4-1
Record at Georgia Dome: 9-5
All-Time Head Coaches: 14
ACC Head Coaches: 5
All-America Selections: 14 (12 players)
Consensus All-Americans: 2
First-Team All-Americans: 5
National Players of the Year: 1
All-ACC Selections: 57 times (34 players)
ACC Players of the Year: 2
ACC Rookies of the Year: 11
ACC Coaches of the Year: 5 (3 coaches)
ACC Tournament MVPs: 4
ACC All-Freshman Team: 15
<i>! On-court record (Georgia Tech had 22 wins and one loss during the 2016-17 and 2017-18 seasons vacated by the NCAA's Committee on Infractions.)</i>

first-team All-America recognition in 1995. He was a finalist for 1995 Wooden Award (National Player of the Year).

At the conclusion of his Arizona career, Stoudamire was the Wildcats' all-time leader in 3-pointers made (272) and ranked second in points (1,849) and fourth in assists (663). He was the only player in Arizona history with two 40-point games.

His amateur career also included helping lead the United States to the gold medal in the 1993 World University Games (where he led the team in assists and steals despite being the youngest player on the roster) and the bronze at the 1994 Goodwill Games.

Jackets At-A-Glance

Georgia Tech returns four scholarship players from its 2022-23 team, each of who started the final 10 games of the season, which included seven victories. All of them are perimeter players and were four of the top five scorers from that team - 6-6 junior **Miles Kelly** (14.4 ppg), 6-2 senior **Lance Terry** (10.1 ppg), 6-6 junior **Deebo Coleman** (9.7 ppg) and 6-3 senior **Kyle Sturdivant** (9.5 ppg).

They form the nucleus of a squad to which head coach **Damon Stoudamire** has added a five-player transfer class ranked No. 17 in the nation by 247Sports, and four scholarship freshmen.

Five of the newcomers are guards and wings, including 6-4 sophomore **Amaree Abram** (8.0 ppg at Ole Miss), 6-9 sophomore **Tafara Gapare** (3.4 ppg at Massachusetts), 6-3 freshman **Naithan George** (Toronto, Canada), 6-7 junior **Kowacie Reeves** (8.5 ppg at Florida) and 6-6 freshman **Ibrahima Sacko** (Conakry, Guinea). The Jackets lost just one guard who played significant minutes (**Deivon Smith** transferred to Utah).

Stoudamire totally rebuilt the frontcourt, which lost undersized, but productive 6-7 center **Ja'von Franklin**, by signing 6-7 graduate senior **Tyzauch Claude** (15.4 ppg, 8.6 rpg at Western Carolina) and 6-11 **Ebenezer Dowuona** (1.7 ppg, 1.9 rpg at NC State) out of the transfer portal and adding a pair of freshmen in 6-9 **Baye Ndongo** (Mboro, Senegal) and 6-9 **Ibrahim Souare** (Conakry, Guinea).

General Storylines

- **109th season** - Georgia Tech is playing its 109th season of basketball in 2023-24, having compiled an all-time on-court record of 1,438-1,305 (22 wins and one loss from the 2016-17 and 2017-18 seasons were vacated by the NCAA Committee on Infractions).
- **Tech in the ACC** - Tech will play its 45th season as a member of the Atlantic Coast Conference, having won the conference championship in 1985, 1990, 1993 and 2021. Prior to that, Tech competed in the Metro Conference for three seasons from 1975-78, was an independent from 1964-75, and was a member of the Southeastern Conference for 32 years from 1932-64, winning one title in 1938.
- Tech has been projected to finish 13th in the ACC standings this season by a vote of the conference's official media panel, the same position in which it finished last season after being projected to finish last. Tech has finished ahead of its media projection six of the last season seasons.

Carryover from 2022-23

- Georgia Tech won four of its last five games, six of its last eight and seven of its last 10.
- Tech won a first-round game in the ACC Tournament for just the third time since 2010, when the Yellow Jackets reached the final for one of its three runner-up finishes in Greensboro.
- Tech's upswing over the last month of the season was spurred by the emergence of its two transfers, senior center **Ja'von Franklin** and senior guard **Lance Terry**, who averaged 14.2 and 13.3 points, respectively, over the last 11 games.
- Tech averaged 74.7 points per game over that stretch, connected on 45 percent of its shots from the floor and 38

Just Georgia Tech, please...

The Georgia Institute of Technology is the official title, but Georgia Tech will work fine, or just Tech (unless you're in Virginia or Texas). We would appreciate it if you would use our name in those ways. Georgia Tech University is incorrect. Thank you.

Georgia Tech By the Numbers

1	SEC Championships
1	NCAA Post-Graduate Scholar
1	Naismith Award winner
2	Final Four appearances
2	ACC regular-season titles
2	ACC Players of the Year
2	National Freshmen of the Year
3	Years a Member of the Metro Conference
4	ACC Championships
5	First-team All-America players
6	Jersey numbers retired
6	Academic All-Americans
7	NCAA Sweet 16 appearances
8	Wins over teams ranked No. 1
8	NBA lottery picks
12	ACC Rookie of the Year honorees
14	Head coaches in program history
17	NCAA Tournament berths
19	NBA first-round draft picks
25	Total postseason berths (NCAA and NIT)
32	Years a Member of the SEC
43	Years a Member of the ACC
47	Players taken in the NBA Draft
51	Players selected All-ACC
228	Weeks ranked in either AP or Coaches Poll

percent of its three-point attempts. The Jackets averaged 9.9 three-point field goals made.

- Tech's leading scorer, sophomore guard **Miles Kelly**, averaged 19.8 points and 3.1 rebounds over the Yellow Jackets' last eight games, all in double figures, hitting 47.7 percent from the floor and 44.3 percent from three-point range. He hit 30 three-point field goals over Tech's last six games.
- Over Tech's last 10 ACC games (ACC Tournament included), the Yellow Jackets' rotation shortened to six or seven players, with the five starters playing more than 87 percent of the minutes.
- Tech's offensive efficiency rating as measured by KenPom.com was 104.4, the second-highest for the Jackets in seven seasons under Josh Pastner.
- Tech's season turnover rate of 10.6 per game was its lowest on record dating back to the 1992-93 season, when turnovers became an official NCAA statistic. The Jackets turned it over just 8.9 times per game in its last nine ACC games.
- Only four Tech players fouled out of a game in 2022-23, a program record. The fewest disqualifications by fouls by the Yellow Jackets over the past 57 years (1966-67 to the present) was five, by the 2011-12 and 2015-16 teams.
- Kelly finished the season with an 89.8 success rate on 59 free throw attempts, breaking the Tech record of 88.73 percent by Anthony Morrow (63-of-71) in 2005-06. Kelly had a streak of 24 straight makes that ended Jan. 17 against NC State.

TECH NOTEBOOK

Tech's Record

	2023-24	2022-23
At home	1-0	11-6
On the road	0-0	2-9
At neutral sites	0-0	1-3
Vs. top-10 opponents	0-0	0-0
Vs. top-25 opponents	0-0	1-3
Vs. teams over .500	0-0	7-15
Vs. teams under .500	0-0	6-2
Vs. teams at .500	1-0	2-1
While in the top 25	0-0	0-0
In November	1-0	4-3
In December	0-0	3-3
In January	0-0	1-7
In February	0-0	5-4
In March/April	0-0	2-1
Wearing white uniforms	1-0	8-7
Wearing gold uniforms	0-0	6-7
Wearing navy uniforms	0-0	0-0
Wearing gray uniforms	0-0	0-4
Wearing HBE uniforms	0-0	1-0
Game is decided by 5 pts./fewer or OT	0-0	4-3
Game is decided by 10/fewer or OT	0-0	7-7
Leading at the half	1-0	11-1
Trailing at the half	0-0	3-17
Tied at the half	0-0	1-0
Leading with 5:00 to play	1-0	10-2
Trailing with 5:00 to play	0-0	3-15
Tied with 5:00 to play	0-0	2-1
In overtime games	0-0	0-1
After a bye in the ACC schedule	0-0	0-1
Tech scores 100 or more points	0-0	0-0
Tech scores 70 or more points	1-0	12-3
Tech scores fewer than 70 points	0-0	3-15
Opponent scores 100 or more points	0-0	0-0
Opponent scores 70 or more	0-0	4-16
Opponent scores fewer than 70	1-0	10-3
Opponent scores fewer than 50	0-0	0-0
Tech shoots 50 pct. or better	0-0	1-0
Opponent shoots 50 pct. or better	0-0	1-6
Opponent shoots under 40 pct.	0-0	7-0
Tech has a higher FG% than opponent	0-0	12-2
Tech has a lower FG% than opponent	0-0	3-16
FG percentage is even	0-0	0-0
Tech has more 3-point FGs	1-0	11-6
Tech has fewer 3-point FGs	0-0	1-8
3-point FGs are even	0-0	3-4
Tech attempts more FT than opponent	1-0	9-2
Tech attempts fewer FT than opponent	0-0	6-16
Free throw attempts are even	0-0	0-0
Tech outrebounds opponent	1-0	9-5
Opponent outrebounds Tech	0-0	6-13
Rebounds are even	0-0	0-0
Tech has fewer turnovers than opponent	1-0	12-6
Tech has more turnovers than opponent	0-0	3-9
Turnovers are even	0-0	0-3
Tech has more assists than turnovers	1-0	12-11
Committing more fouls	0-0	3-13
Committing fewer fouls	1-0	8-4
Fouls are even	0-0	4-1
4/more Jackets score in double figures	1-0	12-5
A Jacket scores 20 or more	1-0	6-3
A Jacket scores 30 or more	0-0	1-0
Scoring more bench points	0-0	6-10
Scoring fewer bench points	1-0	8-8
Bench scoring is even	0-0	1-0

GAME NOTES

Team Trends

- Tech's 84-62 victory over Georgia Southern was its largest margin of victory in a season opener against a Division I team since the Jackets opened the 2015-16 season with a 116-81 victory over Cornell. Tech had a 30-point win (93-63) over Division II Clayton State to open last season.
- Nine players saw action in the Yellow Jackets' season opener vs. Georgia Southern, and eight made at least one field goal.
- Tech played the Georgia Southern game without senior guard Lance Terry and freshman forward Baye Ndongo, out with injuries. Both are expected to be significant contributors to the Jackets this season.
- Nearly half of Tech's 60 field goal tries against Georgia Southern were three-pointers (29). In Tech's closed scrimmage and exhibition game combined, 80 of the Yellow Jackets' 133 shots were three-point tries.
- Tech went 13 of 29 from three-point range (44.8 percent) against the Eagles. Tech connected on 33 of 70 three-point attempts (47.1 percent) in the two pre-season games combined.
- Tech had 17 assists on its 27 field goal tries (63 percent). Tech had 45 assists on 65 made field goals (69.2 percent) in the two pre-season contests combined.
- Tech forced 18 turnovers and turned them into 19 points, and scored 14 points off 15 offensive rebounds.
- Tech scored 70 points or more in eight of its last 10 games in 2022-23 (Notre Dame, Wake Forest, Virginia Tech, Florida Tech, Louisville, Syracuse, Boston College, Pittsburgh), the only exceptions being 61 points against Florida State in the ACC Tournament and its 68-point game at Pittsburgh Feb. 21. The Yellow Jackets were 12-3 last season when scoring 70 or more points (6-3 vs. ACC foes), 3-15 when failing to reach 70.
- Tech scored one point per possession (KenPom offensive efficiency rating) in each of its last 10 games, matching the Yellow Jackets' longest such streak since the measure has been tracked (the 2021 ACC Championship unit did so in its final 10 games). Tech's final measure of 104.4 was its second-best under Pastner, behind the 2021 ACC title team (113.7, No. 22 in the nation).
- Tech finished as the ACC leader in three-point defense in 2022-23. The Jackets permitted opponents to make just 30.1 percent, which also ranked 18th nationally.
- Going back to Tech's Feb. 15 win over Virginia Tech (last eight games), Tech averaged 10.6 three-point field goals per game, making 38.1 percent.
- Over Tech's last 10 ACC games (including the ACC Tournament), **Miles Kelly, Lance Terry, Deebo Coleman and Kyle Sturdivant** combined to hit 39.5 percent (98-of-248) from three-point range.
- Tech turned the ball over an average of 10.6 times a game in 2022-23, a school record since that stat has been tracked in 1992-93. The previous mark was 11.1 by the 2015-16 and 2020-21 teams.
- Tech committed five or fewer turnovers in a game six times in 2022-23, including a Tech-record-tying four in a Feb. 21 loss at Pittsburgh. Going back to 1986-87, Tech is on record for seven games of five or fewer turnovers from then through the 2021-22 season (36 seasons). Tech's previous best rate was 11.1-per-game established by the Jackets in 2015-16 and 2020-21.

Player Updates

- **Deebo Coleman** has made at least one three-point field goal in 16 consecutive games, dating back to Jan. 17, 2023 when he went 0-5 vs. NC State. He hit 3-of-5 from distance against Georgia Southern.
- Coleman came off the bench to score 17 points, and has scored 44 points in his last three games (tallied 10 and 17 in his two ACC Tournament games last season).
- **Miles Kelly** has reached double figures in points in

A Make-or-Miss Game

Georgia Tech's offensive rankings vs. the ACC last 7 years (ACC regular season games only)

Year	PPG	FG Pct.	3pt FG Pct.
2022-23	66.8 (13)	.413 (15)	.341 (9)
2021-22	66.0 (12)	.428 (10)	.325 (11)
2020-21	71.8 (6)	.482 (2)	.360 (3)
2019-20	69.9 (9)	.462 (2)	.341 (6)
2018-19	60.7 (15)	.426 (8)	.306 (12)
2017-18	63.6 (14)	.419 (12)	.312 (15)
2016-17	65.1 (14)	.434 (14)	.309 (15)

nine straight games dating back to last Feb. 11 at Wake Forest (9 pts). With his 25 points against Georgia Southern, he has averaged 20.3 points over that stretch.

- Kelly went 4-of-9 from three-point range against Georgia Southern, and has connected on 44.3 percent from long range (39-of-88) over the same 9-game stretch.
- **Tyzaun Claude** has 15 career double-doubles with his 10-point, 10-rebound effort against Georgia Southern (11 last season with Western Carolina).
- **Kowacie Reeves, Jr.**, went 4-of-7 from the floor, 3-of-5 on threes and 4-of-4 from the foul line against Georgia Southern, adding three assists and three steals in his Tech debut.
- **Lance Terry** lacked a total of one minute of playing the full 40 minutes in each of Tech's final five games last season. At Syracuse, he came out for the final 56 seconds when Tech emptied its bench in the 20-point victory. Against Pitt in the second round of the ACC Tournament, he fouled out with four seconds remaining. In the 11 games he played after returning from a hamstring injury, he played 40 minutes in five of them.
- Terry played the full 40 minutes in six of Tech's seven ACC wins (ACC Tournament games included). In those seven games, Terry averaged 17.7 points while connecting on 47.3 percent of his field goals (43-of-91), 52.1 percent of his three-point attempts (25-of-48).
- In 11 games after returning from a hamstring injury, Terry averaged 13.3 points while hitting 43.4 percent of his field goals (53-of-122) and 43.3 percent of his threes (26-of-60). Terry reached double figures in points seven times in those 11 games, including his season-high-matching 24 points at Syracuse.
- **Miles Kelly** reached double figures in eight straight games to end the season, averaging 19.8 points and hitting 47.7 percent (53-of-111) from the floor and 43.3 percent (35-of-79) from three-point range.
- **Kyle Sturdivant** is Tech's lone holdover its 2021 ACC Championship team. He was a backup point guard to Jose Alvarado in his first season with the Jackets after transferring from Southern California.
- **Sturdivant** averaged 12.6 points over his last 12 games, reaching double figures in nine of them, including his career high of 20 points at Syracuse. He made 20-of-57 from three-point range (35.1 pct.), 80.6 percent from the free throw line, and had a 53/19 assist-to-turnover ratio over that stretch.
- **Deebo Coleman** compiled an 20/4 assist-to-turnover ratio across his last seven games. After missing double digits for five straight games, he finished the season scoring 10 vs. Florida State and 17 vs. Pitt in the ACC Tournament.

Miles Stones

While Georgia Tech's two transfers provided a foundation for a late-season surge, sophomore guard Miles Kelly amplified it with the hottest streak of his career, averaging 19.8 points over Tech's last eight ACC games (tournament included) while connecting on 47.7 percent of his field goals and 44.3 percent of his three-point attempts.

Kelly made five or more three-point field goals in four straight games prior to FSU (made 4), a feat duplicated by only



TECH NOTEBOOK

Tech Highs and Lows Under Josh Pastner

Longest winning streak: 8 games (2020-21)
 Longest ACC winning streak: 8 games (2020-21)
 Longest ACC home winning streak: 11 games (last 6 home games of 2019-20, first 5 of 2020-21, program record)
 Longest losing streak: 9 games (2022-23)
 Longest ACC losing streak: 9 games (2022-23)
 Most points scored in a game: 120 vs. Georgia State (4ot), 11/25/20
 Most points scored in a game (regulation): 103 vs. Clayton State, 1/23/2022
 Most points scored - ACC game: 96 at North Carolina, 1/4/2020, at Syracuse, 2/28/2023
 Fewest points scored in a game: 42 vs. Clemson, 2/6/2019
 Fewest points scored - ACC game: 42 vs. Clemson, 2/6/2019
 Most points allowed in a game: 123 vs. Georgia State (4ot), 11/29/2020
 Most points allowed in a game (regulation): 110 at Duke, 1/4/2017
 Most points allowed - ACC game: 110 at Duke, 1/4/2017
 Fewest points allowed in a game: 40 vs. Florida A&M, 12/9/2018
 Fewest points allowed - ACC game: 51 vs. Syracuse, 1/31/2018
 Largest margin of victory: 50 vs. Clayton State (103-53), 1/23/2022
 Largest margin of victory - ACC game: 27 at Miami (87-60), 2/20/2021
 Largest margin of victory - road game: 27 at Miami (87-60), 2/20/2021
 Largest margin of victory - ACC road game: 27 at Miami (87-60), 2/20/2021 (program record)
 Largest losing margin: 53 (110-57) at Duke, 1/4/2017
 Largest losing margin at home: 43 (86-43) vs. Duke, 1/29/2023
 Largest losing margin - ACC game: 53 at Duke, 1/4/2017
 Most points allowed in a win: 83 at North Carolina (96-83), 1/4/2020
 Most points scored in a loss: 120 vs. Georgia State (4 ot), 11/25/2020
 Most points scored in a loss (regulation): 81 vs. Wright State, 12/22/2017; vs. Pittsburgh, 3/8/2023
 Fewest points scored in a win: 52 vs. Northwestern (52-51), 11/28/2017
 Fewest points allowed in a loss: 52 vs. Virginia Tech (52-49), 1/9/2019
 Largest deficit overcome to win a game: 17 vs. Notre Dame (1stH-6:47), 2/6/2021
 Largest 2nd-half deficit overcome to win a game: 10 vs. Georgia Southern (19:42), 11/26/2021
 Largest deficit overcome to win a road game: 15 (4:01-1st) at NC State, 1/15/2019
 Largest lead given up in a loss: 16 (15:06-2nd half) vs. St. John's, 12/1/2018
 Largest 2nd-half lead given up in a loss: 16 (15:06-2nd half) vs. St. John's, 12/1/2018
 Highest FG pct.: 60.7 (34-56) at Georgia, 11/19/2021
 Highest FG pct. - ACC game: 59.5 (25-42) at Syracuse, 1/12/2019
 Lowest FG pct.: 27.1 (16-59) vs. Florida State, 2/16/2019
 Lowest FG pct. - ACC game: 27.1 (16-59) vs. Florida State, 2/16/2019
 Highest 3-pt pct.: 62.5 (10-16) at NC State, 1/15/2017; (15-24) vs. Clayton State, 1/23/2022
 Highest 3-pt pct. - ACC game: 62.5 (10-16) at NC State, 1/15/2017
 Most 3-pt FG: 18 at Syracuse, 2/28/2023 (Tech record)
 Most 3-pt FG - ACC game: 18 at Syracuse, 2/28/2023 (Tech record)
 Lowest 3-pt pct.: 9.1 (1-11) vs. Clemson, 2/1/2017
 Lowest 3-pt pct. - ACC game: 9.1 (1-11) vs. Clemson, 2/1/2017
 Highest FG pct. allowed: 59.3 (32-54) at Florida State, 1/24/2018; (32-54) Notre Dame, 2/6/2021
 Highest FG pct. allowed - ACC game: 59.3 (32-54) at Florida State, 1/24/2018; (32-54) Notre Dame, 2/6/2021
 Lowest FG pct. allowed: 21.6 (16-74) vs. Eon, 11/11/2019
 Lowest FG pct. allowed - ACC game: 28.2 (20-71) vs. Florida State, 1/25/2017
 Highest 3-pt pct. allowed: 60.0 (12-20) at Louisville, 2/8/2018
 Highest 3-pt pct. allowed - ACC game: 60.0 (12-20) at Louisville, 2/8/2018
 Lowest 3-pt pct. allowed: 6.7 (1-15) at Hawaii, 11/25/2019
 Lowest 3-pt pct. allowed - ACC game: 9.5 (2-21) vs. Duke, 1/26/2019
 Highest FT pct.: 95.2 (20-21) vs. Coppin State, 12/27/2017
 Highest FT pct. - ACC game: 91.3 (21-23) vs. Pittsburgh, 2/14/2021
 Lowest FT pct.: 0.0 (0-3) vs. Pittsburgh, 1/14/2023
 Most free throws made: 41 vs. Georgia State, 11/25/2020
 Most free throws attempted: 59 vs. Georgia State, 11/25/2020 (program record)
 Fewest free throws made: 0 (3 attempts) vs. Pittsburgh, 1/14/2023
 Most assists: 29 vs. Kennesaw State, 12/28/2018
 Most assists - ACC game: 27 at Syracuse, 2/28/2023
 Fewest assists: 5 at Georgia, 12/19/17, at Tennessee, 11/13/2018, at Florida State, 2/2/2019, vs. Boise State, 12/22/2019; vs. USC, 12/18/2021
 Most turnovers: 24 vs. Arkansas, 11/25/2019; Ball State, 12/18/2019; LSU, 12/11/2021
 Fewest turnovers: 4 at Pittsburgh, 2/21/2023 (Tied Tech record)
 Most blocked shots: 16 vs. Southern, 11/14/2016 (Tech record)
 Most steals: 15 vs. North Carolina, 12/31/2016; at Syracuse, 1/13/2019; vs. Kentucky, 12/6/2020; vs. Florida State, 3/13/2021

one other Tech player, Lewis Clinch in 2009. No Tech player has made five or more threes in five straight games.

KELLY'S LAST EIGHT ACC GAMES

Opponent	Min	Pts	FG	3FG	FT
Virginia Tech	37:17	15	6-11	3-6	0-0
at Pittsburgh	37:25	24	8-17	6-13	2-2
Louisville	37:40	19	6-11	5-10	2-2
at Syracuse*	38:35	*30	*10-19	*7-14	3-4
at Boston College	33:28	21	7-14	5-11	2-2
vs. Florida State	36:57	21	7-15	4-10	3-3
vs. Pittsburgh	40:00	16	5-13	3-8	3-3
Averages	37.1	19.8	47.7%	44.3%	94.4%

*career high

Kelly's Leap

The player who has taken the biggest leap from one year to the next this season for Georgia Tech is undoubtedly sophomore Miles Kelly. The 6-6 guard has emerged as one of the ACC's better scorers and one of its top three-point shooters.

Only three players in Tech history have managed to increase their scoring averages by 10 or more points year-over-year, and Kelly fell just shy of becoming the fourth, raising his norm by 9.9 points from his freshman season.

Kelly's points-per-game improvement in his scoring average was the second-best in the ACC this season.

He also posted the third-highest scoring increase among Tech sophomores from their freshman seasons.

DOUBLE-DIGIT SCORING IMPROVEMENT*

Player	+PPG	From	To
Brook Steppe	12.4	6.5 (1978-79)	18.9 (1979-80)
Ben Lammers	10.3	3.6 (2015-16)	14.2 (2016-17)
Anthony Morrow	10.3	5.7 (2004-05)	16.0 (2005-06)
Miles Kelly	9.9	4.5 (2021-22)	14.4 (2022-23)

*from one season to next

40 Minutes to Victory

Senior guard Lance Terry played the full 40 minutes in all but one of Tech's seven ACC wins (tournament included), the only exception was the final minute at Syracuse when Tech emptied its bench in a 20-point victory. In those six games, Terry averaged 17.7 points while connecting on 47.3 percent of his field goals, 52.1 percent of his three-point attempts (25-of-55).

Opponent	Minutes	Points	FG	3FG	FT
Miami	40	24	8-13	4-5	4-6
Notre Dame	40	19	8-15	3-6	0-0
Virginia Tech	40	14	4-10	2-5	4-6
Louisville	40	17	6-15	4-11	1-3
at Syracuse	39	24	8-14	7-10	1-1
at Boston College	40	17	6-15	3-5	2-2
vs. Florida State	40	9	3-9	2-6	1-1
Averages	39.8	17.7	47.3%	52.1%	68.4%

Sturdy Sturdivant

Senior point guard Kyle Sturdivant played the best basketball of his career over Georgia Tech's last 12 games, and became indispensable in the wake of an ankle injury that has sidelined the other Yellow Jacket point guard, Devon Smith, for the last seven games.

The 6-3 native of Norcross, Ga., averaged 12.8 points over the last 12 games, reaching double figures in nine of them. He made 20-of-57 from three-point range (35.1 pct.) over that stretch, and has a 53/19 assist/turnover ratio in his last 10 games.

He accomplished Tech's first point/assist double-double in six years when he scored 11 points with 10 assists on Tech's Senior Day (Feb. 25) victory against Louisville. He scored a

Scoring Improvement

Freshman year to sophomore year

Player	+PPG	From	To
Brook Steppe	12.4	6.5 (1978-79)	18.9 (1979-80)
Anthony Morrow	10.3	5.7 (2004-05)	16.0 (2005-06)
Miles Kelly	9.9	4.5 (2021-22)	14.4 (2022-23)
Roger Kaiser*	8.1	14.7 (1958-59)	22.8 (1959-60)
Malcolm Mackey	8.0	7.3 (1989-90)	15.3 (1990-91)
Gani Lawal	7.9	7.2 (2007-08)	15.1 (2008-09)
Matt Harpring	6.5	12.1 (1994-95)	18.6 (1995-96)
Michael Devoe	6.3	9.7 (2018-19)	16.0 (2019-20)
James Forrest	6.2	13.3 (1991-92)	19.5 (1992-93)
Pete Silas*	6.2	11.6 (1950-51)	17.8 (1951-52)
Rich Yunkus*	6.0	24.1 (1968-69)	30.1 (1969-70)
Alvin Jones	5.9	6.8 (1997-98)	12.7 (1998-99)
Brian Oliver	5.3	7.1 (1986-87)	12.6 (1987-88)
B.J. Elder	5.1	9.9 (2001-02)	15.0 (2002-03)

*Sophomore to junior year (ineligible as freshman)

career-high 20 points to help the Jackets run away with a 96-76 win at Syracuse.

In Tech's last eight games without Smith, Sturdivant played more than 37 minutes in each game and averaged 13.0 points and 5.5 assists, hitting 44.4 percent of his shots from the floor and 20-of-24 at the free throw line.

V-Shaped Recovery

After sinking to its low point this season with a 43-point loss at home to Duke and a loss at last-place Louisville as the calendar turned to February, Georgia Tech picked itself up off the deck and won seven of its last 10 games, six of nine against conference foes. The turn around began, oddly enough, with a 72-64 loss at NC State on Feb. 4, a game that the Yellow Jackets led inside the final two minutes.

Segment	PPG	PPGA	FG%	3FG%	TOM	RebM
First 12*	61.2	75.1	.385	.297	-2.1	-4.7
Last 10*	74.3	71.4	.447	.383	+0.7	-1.4

*ACC games | TOM=turnover margin | RebM=rebound margin

Five-Star Player Development

Notable player development successes over the past several seasons include Josh Okogie, Ben Lammers, Abdoulaye Gueye, James Banks III, Jose Alvarado, Moses Wright, Michael Devoe and Jordan Usher, who maximized their skill sets and their production and are now all playing professionally either in the United States or abroad.

Josh Okogie went from being ranked 11th in the state as a HS senior to a first-round NBA draft pick, and is now in his fifth season in the NBA. Gueye, a 6-9 forward, developed from a project player into an ACC-level contributor, and graduate transfer Brandon Alston had similar statistical numbers at the ACC level as he compiled in two seasons at Lehigh, and both are now playing professionally overseas.

James Banks III, a 6-10 center, made the ACC's All-Defensive team twice in two years and finished his career No. 8 in blocked shots at Tech. He has played two seasons with the Texas Legends in the G League.

Jose Alvarado, a three-star guard out of Brooklyn, N.Y., who started as a freshman, improved his scoring, shooting and ballhandling every year as a Yellow Jacket, finishing his career with 1,429 points and ranking among the top 10 in Tech history in assists, steals and three-point field goals. He became the ACC's Defensive Player of the Year and a second-team All-ACC choice in 2021, and currently plays for the NBA's New Orleans Pelicans.

Moses Wright, an unheralded and unrated prospect from Raleigh, N.C., became a stalwart in the Tech lineup as a junior

TECH NOTEBOOK

The Last Time a Jacket...

Scored 30 or more points:

Miles Kelly, 30 at Syracuse, 2/28/2023

Led Tech in scoring off the bench:

Deivon Smith, 15 at Wake Forest, 2/11/2023

Grabbed 15 or more rebounds:

Ja'von Franklin, 19 vs. Florida State, 3/7/2023

Had 10 or more assists:

Ja'von Franklin, 10 at Syracuse, 2/28/2023

Had a point/assist double-double:

Kyle Sturdivant, 11 pts/10 ast vs. Syracuse, 2/25/2023

Had a point/rebound double-double:

Tyzaum Claude, 10 pts/10 reb vs. Georgia Southern, 11/6/2023

Had a triple-double:

Ja'von Franklin, 14 pts/15 reb/10 ast at Syracuse, 2/28/2023

Played 40 minutes in regulation:

Lance Terry, Ja'von Franklin vs. Florida State, 3/7/2023

Played every minute of an overtime game:

Jose Alvarado (45 minutes/1 OT) vs. Duke, 3/2/2021

Played every minute of a multiple-OT game:

Matt Harpring (50 minutes/2 OT) vs. North Carolina, 2/9/1998

The Last Time the Jackets...

Scored 100 or more points:

vs. Clayton State (103-53) on 1/23/2022

Scored 100 or more points in regulation:

vs. Clayton State (103-53) on 1/23/2022

Scored 100 or more points in consecutive games:

vs. Jackson State (100-70) on 11/13/2006, Georgia State (103-74) on 11/16/2006

Scored 100 or more points twice in one season:

vs. Cornell (116-81), 11/13/2015, Green Bay (107-77) on 11/19/2015

Allowed 100 or more points:

vs. Georgia State (120-123) on 11/25/2020

Allowed 100 or more points in regulation:

vs. Duke (110-57) on 1/4/2017

Shot 60 percent or better:

.607 (34-56) at Georgia, 11/19/2021

Failed to make a three-point basket:

0-for-12 vs. Virginia, 1/22/2015

Did not allow a three-point basket:

0-for-11 vs. Pittsburgh, 3/5/2016

Failed to make a free throw:

0-for-3 vs. Pittsburgh, 1/14/2023

Grabbed 50 or more rebounds:

52 vs. Clayton State, 11/7/2022

Multiple players had a double-double:

Ja'von Franklin (12 pts/12 reb) and Deivon Smith (16 pts/10 reb) at Notre Dame, 1/10/2023

Multiple players had 10 or more rebounds:

Rodney Howard (10) and Jordan Usher (13) at Syracuse, 2/21/2022

Had 25 or more assists:

27 at Syracuse, 2/28/2023

Blocked 10 or more shots:

10 vs. Northern Illinois, 11/17/2022

Had 15 or more steals:

15 vs. Florida State, 3/13/2021

Had fewer than 10 turnovers:

8 at Syracuse, 2/28/2023

Had 5 or more players in double-figures in points:

Deebo Coleman (21), Miles Kelly (15), Lance Terry (14), Kyle Sturdivant (10), Ja'von Franklin (10) vs. Virginia Tech, 2/15/2023

Had 6 players in double-figures in points:

Tristan Maxwell (18), Jalon Moore (15), Kyle Sturdivant (13), Lance Terry (13), Rodney Howard (11), Miles Kelly (10) vs. Alabama State, 12/17/2022

Had two or more players score 20 points:

Lance Terry (24), Miles Kelly (20) vs. Miami, 1/14/2023

Had three or more players score 20 points:

Miles Kelly (30), Lance Terry (24), Kyle Sturdivant (20) at Syracuse, 2/28/2023

Had no player score 10+ points:

Virginia (57-28 loss), 1/22/2015

Allowed no player to score 10+ points:

Hawaii (73-40 win), 12/25/2019

Had no player play 30 minutes:

vs. Alabama State (96-60 win), 12/17/2022

Won by 30 or more points:

Alabama State (96-60), 12/17/2022

Won by 40 or more points:

Kentucky State (98-50), 1/30/2010

Won by 50 or more points:

Clayton State (103-53), 1/23/2021

Lost by 30 or more points:

at Notre Dame (90-56), 2/26/2022

Played an overtime game:

Notre Dame (lost 73-72), 1/10/2023

Defeated a Top 10 team:

#5/5 Louisville (64-58), 2/12/2020

Defeated a Top 25 team:

#15/13 Florida State (80-75), 3/13/2021

Defeated a Top 10 team on the road:

#7/7 Syracuse (67-62), 3/4/2014

Defeated a Top 25 team on the road:

#16/15 Virginia Tech (69-53), 2/23/2015

Had a game postponed (subsequently rescheduled and played):

Syracuse, 12/29/2021 (COVID), played on 2/21/2022

Had a game cancelled:

Alabama A&M, 12/23/2021 (COVID)

and the ACC Player of the Year as a senior. The 6-9 forward was Tech's leading scorer and rebounder on an ACC Championship squad and also made the conference all-defensive team. He was signed to the Los Angeles Clippers G League affiliate as a free agent, then signed a two-way contract with the Dallas Mavericks midway through the 2021-22 season. He played last season in China.

Michael Devoe, a four-star prospect out of Orlando, Fla., came to Tech as a heralded scorer and outside shooter, but developed into a much more rounded player by his senior year, when he led the Jackets in scoring and assists and was the team's third-leading rebounder and second-leading steal artist. As a senior, he was one of only nine players in Division I to average 17.9 points, 4.9 rebounds, 3.1 assists and 1.4 steals. Devoe played the 2022-23 season for the L.A. Clippers' G League team.

Jordan Usher, a four-star prospect from Canton, Ga., who played at Southern California for his first two seasons, started all but one game over two-plus seasons at Tech and was the Jackets' No. 2 scorer in 2021-22. He played his first professional season in 2022-23 in Turkey.

Winning Starts at Home

Georgia Tech has compiled a 123-68 record at home since McCamish Pavilion opened for the 2012-13 season. Tech set a program record for wins at home (17) in 2016-17, including a 7-2 ACC record and two NIT victories.

Tech was 37-29 against ACC teams at home the last seven seasons under Josh Pastner, including a 9-11 mark against ranked opponents, and had an 80-42 overall mark.

Tech has played 11 seasons in McCamish Pavilion, which was essentially brand new when it opened for the 2012-13 season. The only physical elements of McCamish Pavilion that remain from the venerable Alexander Memorial Coliseum are the roof and the 32 steel ribs that support it.

The capacity of McCamish Pavilion is 8,600, including 1,665 seats in the new balcony level and 6,935 seats in the lower seating bowl. There are no suites, but there is a club area that seats 500. Alexander Memorial Coliseum seated 9,191 spectators in its final configuration.

The most impressive features of McCamish Pavilion are its grand entrance, which fronts 10th and Fowler Streets, the ability for patrons to view the court from the main concourse all the way around, and the theatrical lighting system, which concentrates light on the court while leaving the seating areas dark, modeled after the Staples Center in Los Angeles and Madison Square Garden in New York.

Prior to the opening of McCamish Pavilion, Tech played 55 seasons in Alexander Memorial Coliseum, compiling a record of 556-194 (.741). Miami was the last team to play Tech in Alexander Memorial Coliseum, a game Tech won, and was the first ACC team to play in McCamish Pavilion on Jan. 5, which

Offense/Defense Last 7 Years

Source: KenPom.com (Nat'l rank in parentheses)

Year	Tempo	Off. Eff.	Def. Eff.
2022-23	66.6 (212)	104.4 (182)	103.9 (149)
2021-22	68.0 (117)	100.4 (225)	99.2 (110)
2020-21	67.3 (223)	113.7 (22)	96.2 (68)
2019-20	70.0 (88)	103.0 (171)	91.8 (16)
2018-19	66.8 (225)	101.7 (228)	96.5 (43)
2017-18	66.1 (227)	103.6 (197)	98.7 (61)
2016-17	68.2 (179)	100.0 (259)	91.0 (6)

Miami won. For the 2011-12 season, Tech played its home games at Philips Arena and the Arena at Gwinnett.

Three Tech Alumni on NBA Rosters

Since 1982, Georgia Tech has produced 19 first-round NBA draft picks and 46 draft picks overall. A total of 42 Georgia Tech alumni have played in the NBA.

Three former Georgia Tech players played the 2022-23 season in the NBA - **Jose Alvarado** in his second season with the New Orleans Pelicans, **Josh Okogie** in his second season with the Phoenix Suns after playing four years in Minnesota, and **Thaddeus Young**, a 17-year NBA veteran in his second full season with the Toronto Raptors.

Derrick Favors, a 12-year NBA veteran who found himself a free agent at the beginning of the 2022-23 season, is on the roster of the Chicago Bulls' G League team.

Two other former Yellow Jackets played a full season in the G League in 2022-23 and are now with different G League teams - former center James Banks III with the Maine Celtics and Michael Devoe with the JZZ.

Moses Wright, who was on the Dallas Mavericks roster in 2021-22, is back in China for a second season.

Arts and Letters

Beginning with Moe Miller and Lance Storrs in the summer of 2011, every four-year scholarship senior in the Georgia Tech program has graduated, with the exception 2019 senior Ben Lammers, who is playing pro ball overseas and needs to complete one course, and 2021 senior Jose Alvarado, who likewise needs to complete one course.

Eleven different Georgia Tech players have made the ACC All-Academic team since it was established in 2011, with Marcus Georges-Hunt and Tadic Jackson making it twice.

Tech's men's basketball team has recorded the highest Academic Progress Report scores the last five years since the NCAA began tracking academic performance in 2004-05. The Jackets scored a perfect team single year APR score of 1000 three straight years from 2011-13.

Tech All-Time vs. the ACC

Opponent	Overall	in ACC	Tourney	In McCamish Pavilion	In Opponent Current Venue	Current Streak
Boston College	19-12	15-11	1-3	4-1	6-6	Won 5
Clemson	67-77	39-54	4-1	6-5	9-42	Lost 3
Duke	24-77	20-65	3-7	1-5	5-38	Lost 2
Florida State	33-45	23-31	2-2	3-3	9-18	Won 1
Louisville	15-26	2-10	0-1	2-4	0-5	Won 1
Miami	13-16	11-15	1-1	3-4	4-7	Won 1
North Carolina	27-72	25-58	5-4	1-5	5-27	Lost 3
NC State	44-58	36-44	3-3	2-4	7-11	Lost 1
Notre Dame	13-15	7-13	0-1	7-3	1-10	Won 1
Pittsburgh	12-8	7-8	0-2	5-2	2-4	Lost 3
Syracuse	8-9	6-6	--	4-2	3-5	Won 1
Virginia	40-47	38-46	5-5	2-5	1-10	Lost 10
Virginia Tech	9-22	7-18	1-3	3-5	2-11	Won 1
Wake Forest	46-42	45-40	0-4	6-1	10-21	Lost 2

TECH NOTEBOOK

Tech in the NBA / G League

Player (years at Tech)	Team
Jose Alvarado (2017-21)	New Orleans Pelicans
James Banks III (2018-20)	Maine Celtics (G League)
Michael Devoe (2018-22)	Salt Lake City Stars (G League)
Derrick Favors (2009-10)	Windy City Bulls (G League)
Josh Okogie (2016-18)	Phoenix Suns
Thaddeus Young (2006-07)	Toronto Raptors

Tech Alumni Elsewhere

Player (years at Tech)	Current/Most Recent Team
Brandon Alston (2017-19)	Batumi (Georgian Superleague)
Alade Aminu (2005-09)	Gigantes de Carolina (Puerto Rican BSN)
Demarco Cox (2014-15)	Quimper (France)
Mouhammad Faye (2006-08)	Promithias (Greece)
Ja'von Franklin (2022-23)	Borac CA (Serbia)
Marcus Georges-Hunt (2012-16)	Kuwait (Kuwait DI)
Trae Golden (2013-14)	Beijing (China)
Abdoulaye Gueye (2014-19)	Sigortam (Turkish BTL)
Josh Heath (2014-17)	Spirou Basket Charleroi (Belgium)
Ben Lammers (2014-18)	Gran Canaria (Spain)
Gani Lawal (2007-10)	Plateros de Fresnillo (Mexico LNBP)
Daniel Miller (2009-14)	Levanga Hokkaido Sapporo (Japan)
Charles Mitchell (2014-16)	Obera (Argentinian La Liga)
Khalid Moore (2018-22)	GS Lavrio AC (Greece)
Zachery Peacock (2006-10)	FOS Provence (France)
Shembari Phillips (2018-20)	Baskets Koblenz (Germany)
Glen Rice, Jr. (2009-12)	Power (Big3)
Robert Sampson (2013-15)	Nhatrang Dolphins (Vietnam)
Avi Schafer (2017-19)	Mikawa Sea Horses (Japan)
Adam Smith (2015-16)	Bilbao (Spain)
Jordan Usher (2019-22)	Perth Wildcats (Australia)
James White (2015-16)	Mauricio Baez (Dominican Republic)
Moses Wright (2017-21)	Zhejiang Golden Bulls (China)

Former Tech Players in Coaching

Player (years at Tech)	Current Position
Kenny Anderson (1989-91)	Fisk University HC
Ty Anderson (2006-09)	Wofford AC
Rod Balanis (1990-94)	Howard AC
Anthony Byrd (1981-84)	Knightdale (N.C.) HS HC
Shaun Fein (1999-2001)	Los Angeles Clippers AC
Jarrett Jack (2002-05)	Detroit Pistons AC
Winston Neal (1999-01)	Columbia State (Tenn.) HC
Fred Vinson (1992-94)	New Orleans Pelicans AC
Mfon Udofia (2009-13)	Long Island Nets (G League) HC

Former Tech Coaches in Coaching

Coach (years at Tech)	Current Position
Amir Abdur-Rahim (2011-12)	South Florida HC
Sherman Dillard (1988-94)	Iowa AC
Chad Dollar (2011-16)	Cincinnati AHC
Brian Eskildsen (2022-23)	UC Santa Barbara AC
Bruce Evans (2012-16)	North Florida AC
Tavaras Hardy (2016-18)	Loyola-Maryland HC
Paul Hewitt (2000-11)	Ontario (G League) HC
Chris Kreider (2007-09)	SMU AC
Darryl LaBarrie (2010-11, 2016-18)	Tulane AC
Robert McCullum (2010-11)	Florida A&M HC
Mamadou N'Diaye (2014-16)	Central Florida AC
Billy Schmidt (2011-14)	Chicago Bulls AC
Cliff Warren (2000-05)	SMU AC
Anthony Wilkins (2018-23)	Vanderbilt AC
Charlton Young (2005-09)	Missouri AC

BASKETBALL GRADUATES

2012 - Derek Craig, Nick Foreman
2013 - Mfon Udofia, Pierre Jordan (Master's), Brandon Reed
2014 - Kammeeon Holsey, Daniel Miller, Jason Morris
2015 - Robert Sampson
2016 - Marcus George-Hunt, Travis Jorgenson
2017 - Josh Heath, Corey Heyward, Kellen McCormick (Master's), Jodan Price (Master's), Rand Rowland, Quinton Stephens
2018 - Tadrice Jackson, Ben Lammers
2019 - Abdoulaye Gueye, Sylvester Ogbonda, Brandon Alston (Master's)
2020 - Evan Cole
2021 - Shembari Phillips, Malachi Rice, Moses Wright
2022 - Michael Devoe, Khalid Moore, Bubba Parham

Tech's NCAA Tournament History

Georgia Tech has played in the NCAA Tournament 17 times in its history. Sixteen of those appearances have occurred from 1985 to the present, 10 under Bobby Cremins and five under Paul Hewitt.

The most recent was 2021, when the Yellow Jackets won the ACC Championship and earned an automatic bid, then fell 71-60 to Loyola Chicago in the opening round of the Midwest Regional.

That ended an 11-year hiatus from the NCAA Tournament that dated back to 2010, when the Yellow Jackets defeated Oklahoma State in the first round before losing to Ohio State in the round of 32 of the Midwest Regional.

Tech has a record of 23-17 in NCAA Tournament play, highlighted by its 2004 trip to the NCAA title game as well as a Final Four berth in 1990. The Yellow Jackets have reached the NCAA Sweet 16 seven times (1960, 1985, 1986, 1990, 1992, 1996, 2004).

The 2004 and 2005 appearances were Tech's first back-to-back appearances since Bobby Cremins led the Institute to the Big Dance nine straight years from 1985-93.

Georgia Tech has won at least one game in 11 of its 17 previous NCAA Tournament appearances.

Tech's ACC Tournament History

Georgia Tech has played in 43 ACC Tournaments (did not play in 2020 due to NCAA sanctions), and has a 29-39 all-time record in the event. The Yellow Jackets have won four championships, in 1985 (Atlanta), 1990 (Charlotte), 1993 (Charlotte) and 2021 (Greensboro).

Tech has been a runner-up four times (1986, 1996, 2005, 2010). The 1986, 1996 and 2010 runs to the finals occurred in Greensboro. Tech also made the finals in 2005 at the Verizon Center in Washington, D.C.

Tech was 0-2 in the ACC Tournament under coach Dwane Morrison, 15-16 under Bobby Cremins (including all three titles), 9-11 under Paul Hewitt (runner-up in 2005 and 2010), 2-5 under Brian Gregory, and 3-5 under Josh Pastner.

Tech did not play in the 2020 tournament while serving an NCAA postseason ban.

McCamish Pavilion 411

Name: McCamish Pavilion (mc-CAM-ish), named for Atlanta insurance executive Hank McCamish who gave the lead gift for the facility

Capacity: approximately 8,600 (6935 court level, 1665 balcony level)

Cost: \$50 million

Contractor: Whiting-Turner

Architect: Populous

Cremins Court: the court remains named for the former Tech head coach

Alexander Courtyard: located at the Fowler Street entrance, honors the former Tech director of athletics and the history of the former Tech home arena named for him

Grand entrance: 10th and Fowler Streets, foyer includes graphic representations of retired jerseys and Tech's two Final Four appearances

Other entrances: West entrance off Fowler Street (students and media), East entrance from main arena parking (for club patrons)

Features: center-hung scoreboard and video boards, mezzanine fascia ribbon boards, theatrical lighting, primarily chairback seating, club area

Facts and Dates

- 2,500 cubic yards of concrete removed
- 3,000 cubic yards of concrete installed
- 500 tons of new steel installed
- Over 1 mile of new railing installed
- 20,000 gallons of paint used
- 2,000 feet of new mechanical piping
- 2,500 feet of new ductwork
- \$4M in new audio-visual and scoreboards
- 50 TV's throughout the concourse and Callaway Club
- Farthest distance material traveled to site: 4,835 miles
- Shortest distance material traveled to site: 1 mile
- Number of Tech alumni involved in the project: over 100
- Number of days construction took: 520
- Number of 1950's old style Coke bottles found while installing the underground foundations: 11
- Number of new staircases: 13
- Number of new sports lights for the competition floor: Over 300
- 270-degree court view from concourse

Groundbreaking: May 5, 2011

Opening: October, 2012

First public event: Oct. 21, 2012 - Jacket Jam (men's and women's scrimmages)

First men's game: Nov. 9, 2012 vs. Tulane

Head coaches: Brian Gregory of Georgia Tech, Ed Conroy of Tulane

Officiating crew: Karl Hess, Gary Maxwell, Raymond Styons

TV announce crew: Tom Werme, Cory Alexander (ACC Network, syndicated over-the-air iteration)

First Tech points: Marcus Georges-Hunt (2 FT, 18:13, 1st half)

First basket: Tulane's Josh Davis (18:44, 1st half)

Attendance: 8,600 (sellout)

First women's game: Nov. 11, 2012 vs. Tennessee

Tech played 55 seasons in Alexander Memorial Coliseum, compiling a record of 556-194 (.741). Miami was the last team to play Tech there, a game Tech won, and was the first ACC team to play in McCamish Pavilion, which Miami won. For the 2011-12 season, Tech played its home games at Philips Arena and the Arena at Gwinnett.

BIO UPDATES

Head Coach Damon Stoudamire • 1st season at Tech

Well-known throughout the basketball world for his success as a player and coach at the collegiate and professional levels, Damon Stoudamire became the 15th head coach in Georgia Tech men's basketball history on March 14, 2023.

Stoudamire comes to Georgia Tech after most recently serving as an assistant coach of the Boston Celtics, who currently sit atop the NBA's Atlantic Division standings. He was with the Celtics for nearly two seasons (2021-22 and 2022-23), after a successful five-season stint as the head coach at Pacific (2016-21). At Pacific, he was named West Coast Conference Coach of the Year in 2020 after leading the Tigers to a 23-10 record in 2019-20, good for the program's best winning percentage (.697) in 15 years, and a third-place finish in the powerful WCC (behind only national powers Gonzaga and St. Mary's). He also was honored with the Ben Jobe Award, given annually to the nation's top minority head coach.

Stoudamire established himself as one of his generation's premier players when he was a three-time all-conference performer, the 1995 Pac 10 co-Player of the Year and a consensus first-team All-American at Arizona, where he played for four seasons from 1991-95. After helping lead the Wildcats to the Final Four as a junior in 1994, he capped his collegiate career by averaging 22.8 points per game, en route to the co-conference Player of the Year and consensus first-team All-America recognition in 1995. He was a finalist for 1995 Wooden Award (National Player of the Year).

At the conclusion of his Arizona career, Stoudamire was the Wildcats' all-time leader in 3-pointers made (272) and ranked second in points (1,849) and fourth in assists (663). He was the only player in Arizona history with two 40-point games.

His amateur career also included helping lead the United States to the gold medal in the 1993 World University Games (where he led the team in assists and steals despite being the youngest player on the roster) and the bronze at the 1994 Goodwill Games.

Stoudamire was selected by the Toronto Raptors with the seventh overall pick in the 1995 NBA Draft and averaged 13.4 points and 6.1 assists per game over the course of a 13-year professional playing career that included stints with the Raptors (1995-98), Portland Trail Blazers (1998-05), Memphis Grizzlies (2005-08) and San Antonio Spurs (2008). He was named the 1996 NBA Rookie of the Year after averaging 19 points and 9.3 assists per game in his first NBA campaign, the first of four straight seasons that he averaged at least 17 points and eight assists per contest.

Following the conclusion of his NBA playing career in 2008, Stoudamire immediately embarked on his coaching career, beginning as director of player development at Rice in 2008-09. He then went on to serve as an assistant coach with the Memphis Grizzlies for two seasons (2009-11), before getting back into the college game with stints as an assistant at Memphis (2011-13), his alma mater Arizona (2013-15) and again at Memphis (2015-16).

After helping lead Memphis and Arizona to four conference championships (two Conference USA titles at Memphis, two Pac-12 crowns at Arizona) and four NCAA Tournament berths (including back-to-back Elite Eight appearances at Arizona) in six seasons, Stoudamire was hired as the head coach at Pacific in 2016. He inherited a program coming off an 8-20 campaign and quickly built it into a WCC contender, highlighted by the 23-10 campaign in 2019-20. The Tigers' 11-5 conference record that season remains their most-ever wins in WCC play. Combined with a 9-9 record in league play in 2017-18, Stoudamire led Pacific to its only two .500-or-better conference records since the Tigers joined the WCC in 2013-14.

After posting a 9-9 overall record during the Covid-shortened 2020-21 season, Stoudamire returned to the NBA as an assistant coach for the Celtics. In his first season in Boston, he helped lead the Celtics to the 2022 NBA Finals. This season, the Celtics stand in first place in the Atlantic Division and in second both in the Eastern Conference and in the NBA's overall league standings. With Boston, he coached a pair of metro-Atlanta natives in Malcolm Brogdon (Norcross, Ga.) and Jaylen Brown (Alpharetta, Ga.).

A Portland, Ore. native, Stoudamire, 50, graduated from Woodrow Wilson High School in 1991 and earned his bachelor's degree from Arizona in 2008. He has a daughter, Kemeco, and two sons, Damon and Brandon.

Stoudamire as a Head Coach

Season	School	Overall	Conference	Postseason
2016-17	Pacific	11-22	4-14 / 9th	
2017-18	Pacific	14-18	9-9 / 4th	
2018-19	Pacific	14-18	4-12 / 9th	
2019-20	Pacific	23-10	11-5 / 13rd	
2020-21	Pacific	9-9	6-7 / 5th	
at Pacific	5 years	71-77	34-47	
2023-24	Georgia Tech	1-0	0-0	
at Georgia Tech	1st year	1-0	0-0	
Career	6th year	72-77	34-47	

Stoudamire Coaching Resume

- Georgia Tech, head coach (2023-present)
- Boston Celtics, assistant coach (2021-23)
- Pacific, head coach (2016-21)
- Memphis, assistant coach (2015-16)
- Arizona, assistant coach (2013-15)
- Rice, director of player development (2008-09)
- Memphis, assistant coach (2011-13)
- Memphis Grizzlies, assistant coach (2009-11)

Honors: All-Pac-10 Conference (1993, 1994, 1995), Pac-10 Co-Player of the Year (1995), Consensus first-team All-American (1995), finalist for the Wooden Award (1995), West Coast Conference Coach of the Year (2020), Ben Jobe Award (2020)

Playing Experience: Lettered four years at Arizona (1991-95), Toronto Raptors (1995-98), Portland Trail Blazers (1998-2005), Memphis Grizzlies (2005-08), San Antonio Spurs (2008)

Coaching Staff**KARL HOBBS****Associate Head Coach • 1st season at Tech**

Karl Hobbs, who directed George Washington to three straight NCAA Tournament appearances as a head coach, captured two national titles as an assistant at Connecticut and helped Rutgers to three post-season appearances in his most recent stop, joined the Georgia Tech men's basketball staff as associate head coach in April of 2023.

Hobbs has 36 seasons of Division I coaching experience and 21 post-season appearances on his resume, and comes to The Flats following seven seasons as associate head coach at Rutgers. He helped guide the Scarlet Knights to post-season appearances each of the past three seasons, including back-to-back appearances in the NCAA Tournament in 2021 and 2022, marking the first time RU made the big dance in consecutive seasons since 1976. Hobbs helped Rutgers snap a 30-year NCAA Tournament drought when the Scarlet Knights earned a berth in the 2021 the NCAA Tournament, their first appearance since 1991.

TERRY PARKER, JR.**Assistant Coach • 1st season at Tech**

After helping lead UAB to 78 victories and trips to the NCAA Tournament and NIT during the last three seasons, Terry Parker, Jr., joined Georgia Tech's men's basketball coaching staff in April of 2023.

The Decatur, Ga., native brings 13 years of Division I coaching experience to the Yellow Jackets' program after stops at UAB, Indiana State, Utah Valley University and Nicholls State.

Parker was a part of Blazer teams that won 29 games and reached the NIT finals in 2022-23, which followed a 27-8 season and an NCAA Tournament berth in 2021-22. UAB went 22-7 his first season in 2020-21. Five Blazers earned all-Conference USA honors during his time in Birmingham, including 2002 C-USA Player of the Year Jordan "Jelly" Walker.

PERSHIN WILLIAMS**Assistant Coach • 1st season at Tech**

A former graduate assistant with the Georgia Tech men's basketball program, Pershin Williams joined the Yellow Jackets' men's basketball staff as assistant coach in April of 2023 following four seasons on the bench at Kennesaw State.

Now with 12 years of full-time college coaching experience, Williams helped head coach Amir Abdur-Rahim build the KSU program into a championship team in the Atlantic Sun Conference and an NCAA Tournament team in 2023. KSU went 26-9 last season, 15-3 in the A-Sun, and three Owls earned all-conference recognition after being picked to finish eighth in the pre-season conference poll.

NATE BABCOCK**Assistant Coach • 1st season at Tech**

After two seasons as an assistant coach with the Grand Rapids Gold in the G League, Nate Babcock joined the Georgia Tech men's basketball staff as quality control coach in June of 2023. He returns to the collegiate ranks after nine years on the professional level.

Prior to his time in Grand Rapids, the G League affiliate of the Denver Nuggets, Babcock spent seven years in various support roles in the NBA and G League. He joined the Gold after three years as the special assistant to the head coach with the Atlanta Hawks organization where he assisted with player development as well as opponent scouting and game preparation.

BONZI WELLS**Assistant Coach • 1st season at Tech**

A 12-year veteran of professional basketball, including 10 in the National Basketball Association, Bonzi Wells joined the Georgia Tech men's basketball staff as an assistant coach in August of 2023. Wells will concentrate his efforts on player development and on-court coaching.

Wells, 46, came to Tech following two seasons as the head coach at Division II LeMoyné-Owen College in Memphis, Tenn., where he led the Magicians to a 34-23 record across his two years, including an 18-11 mark in 2022-23.

BIO UPDATES (see game-by-game stats and career highs in stat pack)

24 • Amaree Abram • G • 6-4 • 195 • So.

- Name pronounced "uh-MAR-ee" ... Also answers to the nickname "Mo"
- Former four-star guard prospect out of Texas who transferred from Ole Miss following his freshman season, joined the Yellow Jackets in the summer of 2023
- Has three years of eligibility after starting 22 games and averaging 21 minutes as a freshman
- Was invited to participate in training camp for the USA Basketball U19 team that was to compete in the FIBA Men's U19 World Cup, but did not make the cut to the 18 finalists
- Left-handed point guard who was one of the most promising freshman guards in the SEC in 2022-23 with excellent positional size, high-level scoring and passing ability and high intensity on defense
- Saw action in all 33 games for Ole Miss during his first year, starting in 22 games ... Averaged 21.0 minutes per contest
- Recorded 8.0 points, 2.0 rebounds, and 2.0 assists per contest ... Fourth on the team in scoring and second in assists
- Finished second on the team with 39 three pointers made, shooting a team-high 36.4 percent from deep

12 • Tyzhaun Claude • F • 6-7 • 226 • Sr.

- First name pronounced "tie-ZHON" but goes by "Ty" ... Graduate transfer with one year of eligibility at Tech
- One of the top scorers and rebounders in the Southern Conference in 2022-23, earned third-team all-conference honors for Western Carolina after starting his college career at Morehead State
- Second on the WCU roster with 15.4 points per game and snagged a SoCon-best 8.6 rebounds per game
- His 3.2 offensive boards per contest were likewise tops in the league while ranking 30th in the NCAA
- In 28 games played, finished with double-figure scoring 27 times, including 15 consecutive games to close season
- Logged a team-best 11 double-doubles
- Led the Catamounts in blocked shots, and shot 52.3 percent from the floor and 72 percent from the free throw line
- Made the Southern Conference all-tournament team in 2023 after averaging 15.0 points and 8.0 rebounds in two games

3 • Dallan "Deebo" Coleman • G • 6-6 • 210 • Jr.

- Wing guard who started a team-high 31 games last season (limited vs. Alabama State and Clemson due to achilles issue), reaching double-figure points in 14
- No. 4 on the Tech stat chart in scoring (9.5 ppg), No. 2 in minutes per game (31.3) and three-point field goals (57-of-175) ... No. 3 in free throws (51-of-74) and No. 4 in three-point percentage (32.6 pct.)
- Took 175 of his 274 field goal attempts (63.9 pct.) from behind the three-point arc, by far the highest percentage on the team ... Also was effective as a scorer inside (46-of-99 FG, 46.5 percent inside 3pt line)
- Shooting success rate was down from freshman year, but he far surpassed his freshman totals in field goals, three-pointers and free throws made and attempted
- Focused less on scoring to concentrate on defense and facilitating the offense in later games ... Had an 20-to-4 assist/turnover ratio in the last seven games while averaging 8.7 points
- In ACC games, averaged 9.1 points per game (fourth on team) while hitting 35.9 percent from the floor, 31.6 percent (36-of-114) on threes
- Scored a career-best 21 points in Tech's win over Virginia Tech (6-10 FG, 3-4 3pt FG, 6-8 FT) ... Averaged 13.5 points in two ACC Tournament games while hitting 8-of-20 from the floor and 5-of-13 from three-point range
- Scored 17 points Jan. 21 against Syracuse (6-9 FG, 5-8 3pt FG), playing all 40 minutes ... Scored 16 points in win at Georgia State in the second game of the season, hitting career highs for free throws made and attempted (9-of-13)
- Solid contributor as a freshman averaging 6.2 points, Tech's fifth-leading scorer overall and in ACC games ... Averaged 23.7 minutes per game and started five games, including Clemson on March 2 and Louisville in the ACC Tournament
- Connected on 41.3 percent (43-of-104) of his three-point attempts, 36.0 percent in ACC games (27-of-75)
- The highest-rated high school prospect to sign with the Yellow Jackets ... Consensus four-star prospect, rated at No. 48 in the class of 2021 according to the 247Sports Composite rankings
- Named Florida's Mr. Basketball as well as the Florida Class 4A Player of the Year as a senior
- Born and raised in Memphis, Tenn., spent his high school years in Jacksonville, Fla., area, where his father, Ran, is a high school head coach

10 • Ebenezer Dowuona • C • 6-11 • 230 • Sr.

- Last name pronounced "duh-WANNA" ... Goes by "Ebe" (eee-bee)
- In his fourth season, but is eligible to take a COVID year if he chooses
- Former four-star high school prospect in the state of Georgia who played three seasons at NC State before enrolling at Georgia Tech in the summer of 2023
- Athletic post player who is strong on the boards and protecting the rim
- Played in 61 games, starting 30, over the last two seasons with the Wolfpack
- Averaged 2.6 points and 2.7 rebounds, connecting on 51 percent of his shots from the floor across three seasons
- Helped lift the Wolfpack to a berth in the NIT as a freshman and the NCAA Tournament in 2022-23
- Best season came in 2021-22 when he started 27 games and averaged 4.1 points (55.9 pct. FG) and 4.1 rebounds in 31 games
- Blocked 80 shots over the last two seasons
- High school teammate of Lance Terry at The Heritage School in Newnan, Ga.

5 • Tafara Gapare • F • 6-9 • 206 • So.

- Name pronounced "tuh-FAR-uh guh-PAR-ee"
- Former four-star-rated recruit from New Zealand who spent his senior year of high school in Connecticut and played his freshman year at Massachusetts
- Enrolled for the summer, 2023 term and has three seasons of eligibility remaining
- Averaged 12.4 minutes per game over 30 games as a freshman at UMass
- Averaged 3.4 points and 2.1 rebounds per game, while shooting 31.2 percent from the field for the Minutemen
- Despite limited playing time, he led the team in blocked shots (20) and went to the free throw line 40 times
- Scored a season-high 15 points against Albany
- Spent the 2021-22 year at the South Kent School in Connecticut ... Ranked as the No. 1 player in Connecticut and No. 10 power forward by 247Sports for the Class of 2023

2 • Naithan George • G • 6-3 • 180 • Fr.

- Goes by "Nait"
- Point guard from Canada who attended Dream City Christian School in Glendale, Ariz., his last three years of high school
- Enrolled for fall semester and eligible to play in 2023-24
- Exceptional court vision and tremendous work ethic
- Solid two-level scorer who is committed to playing both ends of the floor
- Chose Tech over offers from Texas A&M Corpus Christi, Sam Houston State, Seattle
- Averaged 15 points, eight assists and five rebounds per game in 2022-23 at Dream City Christian, which fields a national team that competes against junior colleges and on The Grind Session prep circuit
- Led to state championships in 2022 and 2023
- Earned all-breakout honors at the Peach Jam playing for the Arizona Unity team, averaging 10 points, 4.8 rebounds and 3.7 assists over six games (27.2 minutes per game)

BIO UPDATES (see game-by-game stats and career highs in stat pack)**13 • Miles Kelly • G • 6-6 • 180 • Jr.**

- Accurate shooter from long range who also played some point and developed into a consistently productive scorer for the Yellow Jackets
- Leading scorer for the Jackets (14.4 ppg) overall and in conference games (14.8 ppg) ... Reached double figures in 25 games total
- Averaged 19.8 points and 3.1 rebounds over Tech's last eight games, hitting 47.7 percent from the floor (53-of-111), 44.3 percent (35-of-79) from three-point range ... Includes 24 points and six three-pointers against Pitt, 19 points with five threes against Louisville, a career-high 30 points with seven threes vs. Syracuse, and 21 points with five threes in Tech's last four regular season games
- Won ACC Player of the Week honors after scoring 24 and 21 points, respectively, and lifting Tech to road wins at Syracuse and Boston College in the final week of the regular season
- In the ACC Tournament, averaged 18.5 points per game, hitting 12-of-28 from the floor, 7-of-18 from three and 6-of-6 from the free throw line ... Just one turnover in 77 total minutes
- Kelly's 9.9 points-per-game improvement in his scoring average was the second-best in the ACC
- Tech's top three-point shooter for the season by volume and No. 2 by percentage (89-of-235, 37.9 pct. overall; 61-of-159, 38.4 pct. in ACC games)
- In ACC games, shot 40.2 percent from the floor, 38.4 percent from three-point range and 93.5 percent from the free throw line
- Led Tech and set a program record for free throw percentage (89.83 pct. on 59 attempts), breaking the previous mark of 88.73 percent set by Anthony Morrow in 2005-06 ... Had a streak of 24 straight FT made at one point in the season
- Had a streak of 11 double-digit scoring games end against Pitt on Jan. 14 ... Averaged 15.9 points over the streak, 3.6 rebounds, while hitting 44.3 percent from the floor (58-for-131) and 44.7 (34-of-76) on threes
- Led Tech in scoring in 11 games (21 vs. Iowa, 16 vs. Northeastern, 17 vs. Georgia, 15 at North Carolina, 17 vs. Clemson, 20 vs. Virginia, 17 at NC State, 24 at Pitt, 30 at Syracuse, 21 at Boston College, 21 vs. FSU)
- Came off the bench in Tech's first five games last season before getting his first start against North Alabama ... Started 19 of 20 regular season ACC games ... Averaged team-high 32.4 minutes per game (33.4 in ACC games)
- Scored 15 points and knocked down the winning basket with 4.1 seconds left in 59-57 win at Georgia State ... Scored a big three-pointer and then the go-ahead points on a floater in the lane in the final 1:04 of Tech's 79-77 win over Georgia
- Has hit three or more triples in a game 21 times in his career, 16 times this season
- Played in all but two games as a freshman, averaging 14.5 minutes per game (14.0 vs. ACC)
- Played more than 30 minutes in each of Tech's final two games against Boston College and Louisville, making his first career start against the Cardinals in the ACC Tournament ... Scored 16 and 19 points, respectively, in those two games, hitting 11-of-17 from the floor and 6-of-9 from three-point range combined
- Atlanta-area native who spent his senior year of high school at Hargrave Military Academy in Virginia, after prepping at Parkview High School in Lilburn ... Consensus four-star No. 87 in the 247Sports composite rankings

11 • Baye Ndongo • F • 6-9 • 214 • Fr.

- Name pronounced "BYE n-DON-go" ... Pronounce the N with no vowel after
- Versatile, skilled and athletic forward who was rated a four-star prospect by On3, three-star by Rivals and 247Sports
- Nationally, was ranked as high as No. 120 by Rivals and No. 23 among power forwards
- Chose the Yellow Jackets over Michigan and Nebraska after originally committing to Rutgers in January
- Has a 7-foot, 2-inch wingspan ... Grew up in a soccer family, but an older sister persuaded him to try basketball at age 14
- Played the 2022-23 season at Putnam (Conn.) Science Academy, helping lead the team to its fourth national prep school championship in five years
- Helped lead Putnam to the national prep school championship and a 38-3 record
- Averaged 8.3 points and 4.8 rebounds with three double-doubles, and shot 59.2 percent from inside the three-point arc
- Played for Senegal's U19 team in the U19 World Cup in 2021 ... Averaged 7.6 points, 6.0 rebounds, 1.9 assists, 1.3 steals and 0.9 blocks over seven games

14 • Kowacie Reeves • F • 6-7 • 202 • Jr.

- First name pronounced "ko-WAY-see" ... Answers to "WAY-see"
- Former four- and five-star-rated recruit from Georgia who played two seasons at Florida before transferring to Georgia Tech
- Enrolled for the summer, 2023 term and has two seasons of eligibility remaining
- Helped lead Florida to appearances in the National Invitation Tournament both of his seasons in Gainesville
- Averaged 7.1 points and 2.1 rebounds in 60 appearances with 17 starts as a Gator, averaging 17.5 minutes per game across two seasons
- Posted a pair of 20-point games at UF, scoring 21 vs. Texas A&M in the 2022 SEC Tournament and adding 20 vs. Ohio
- Rivals five-star recruit and ESPN and 247 four-star prospect in 2021, rated in the top 30 overall and the No. 6 shooting guard by both Rivals and 247

23 • Ibrahima Sacko • G/F • 6-6 • 225 • Fr.

- Name pronounced "EE-bruh-HEE-muh SOCK-oh"
- Wing player who was one of the top players out of Canada in the class of 2023
- Rated a top-3 player in the country by Canadian recruiting analyst Josh Millican
- Athletic and physical player who is known for his defensive capabilities and also adept at putting the ball on the floor
- Has a wingspan of 6 feet, 9 inches and a standing reach of 8 feet, 7 inches
- Native of Guinea who came to Canada in 2022 to prep at J. Addison School in Markham, Ontario, considered the top prospect in the Ontario Scholastic Basketball Association
- Earned OSBA first-team all-star and defensive player of the year honors for coach Juevol Myles after leading the Jaguars to the OSBA semifinals
- Averaged 29 points, 11 rebounds, 4 assists, 2 blocks and 2 steals per game
- Led the Jaguars to the championship of the prestigious Beach Ball Classic in Myrtle Beach, S.C., where he was named MVP after averaging 16.5 points, 5 assists, 5 rebounds and 1.5 steals per game
- Was invited to compete in the spring at the Nike Hoops Summit in Portland to compete for the World team against some of the best players in the 2023 class, but did not compete due to injury

30 • Ibrahim Souare • F • 6-9 • 214 • Fr.

- Name pronounced "EE-bruh-HEEM SWAR-ay (rhymes with soiree)"
- Power forward prospect from Guinea who was recruited out of Dream City Christian School in Glendale, Ariz.
- Enrolled for fall semester and eligible to play in 2023-24
- Measured 7-2 wingspan, 30-inch vertical leap ... Listed at 6-foot-7 for the FIBA 2022 U18 Championship, grown two inches since then
- Chose Tech over Oregon, Niagara and Oakland
- Averaged 11.7 points, 7.7 rebounds and 1.7 assists for Guinea in the 2022 FIBA U18 African Championship in Madagascar ... Averaged 29.3 minutes over six games

BIO UPDATES (see game-by-game stats and career highs in stat pack)

1 • Kyle Sturdivant • G • 6-3 • 195 • Sr.

- Last name pronounced "STIR-de-vunt"
- Team captain who played his fourth season at Tech after transferring from Southern California ... Has played in 112 games in his career, most among the Yellow Jackets
- Started 21 games total, 14 ACC games including tournament, and averaged 25.4 minutes in conference games
- Averaged 8.6 points per game for the season (fifth on the team) ... No. 2 on the team in assist average (3.3 per game) and 8th in the ACC in assist/turnover ratio (2.09-1) ... Shot 39.3 percent from the floor and 32.1 percent from distance
- In ACC games, averaged 9.0 points and 3.3 assists per game, hitting 39.3 percent from the floor and 30.3 percent on threes
- Started Tech's last 12 games and played the best basketball of his career over that stretch ... Averaged 12.6 points and reached double digits in nine games ... Connected on 35.1 percent (20-of-57) from three-point range, and compiled a 53-to-19 assist/turnover ratio ... Averaged nearly 33 minutes per game over that stretch
- In the ACC Tournament, averaged 12.5 points and dealt 15 assists against three turnovers
- Had 11 points and 10 assists in Tech's final home game against Louisville, becoming the first Tech player with 10 assists and a point/assist double-double since Josh Heath vs. NC State in 2017
- Scored a career-high 20 points in Tech's win at Syracuse, hitting 7-of-9 from the floor (2-of-3 3pt FG), with three assists and three steals
- Scored 18 points in 18 minutes at Notre Dame on Jan. 10, all of them after halftime ... Scored all seven Tech points in overtime in the loss ... Led the Jackets with 17 points at Louisville (5-16 FG, 2-9 3pt, 5-7 FT) with four assists in a season-high 37:40
- Averaged 9.9 points and 5.0 assists in a three-game stretch (all starts) prior to Miami, hitting 12-of-24 from the floor, 4-of-10 on threes
- Produced his best overall game of the season against Alabama State, scoring 13 points, including 3-of-4 from three-point range, with career highs of eight rebounds and seven assists
- Started 28 games in 2021-22, including the last 20 beginning Jan. 4 at Duke ... Averaged 25.2 minutes, 7.6 points (third on Tech's team) and 2.3 assists for the season ... Team-best 73/38 assist/turnover ratio ... Scored in double digits seven times in ACC games, averaging 8.0 points
- Played in every game off the bench his first year at Tech in 2020-21, averaging 3.5 points while posting a solid 27/17 assist/turnover ratio ... Hit for a season-high 15 points (5-6 FG, 4-4 FT) with three assists against Kentucky

0 • Lance Terry • G • 6-3 • 198 • Sr.

- Atlanta-area high school product who played three seasons at Gardner-Webb University, then transferred to Georgia Tech and enrolled for the summer term ... Good shooter who can also drive to the basket, and is excellent in transition
- No. 2 on the team in scoring at 10.1 points per game while hitting 42.1 percent of his shots from the floor, 38.8 from three-point range (top percentage on the team) and 81.4 percent from the foul line
- Averaged 11.4 points in ACC games (No. 2 on the team), connecting on 41.3 percent from the floor, a team-high 42.1 from three-point distance and 79.4 percent from the free throw stripe
- Was a key figure both as a starter and a reserve offensively, and his best offensive games occurred in Tech's seven ACC wins (tournament win included) ... Scored a season-high 24 points in the Jackets' Jan. 4 win over No. 12 Miami, 19 in their Feb. 8 win over Notre Dame, 14 vs. Virginia Tech on Feb. 15, 17 vs. Louisville on Feb. 25, 24 at Syracuse on Feb. 28 and 17 at Boston College
- In those seven wins, averaged 17.7 points, connected on 47.3 percent of his field goals, and 52.1 percent of his threes, playing the full 40 minutes in all but the Syracuse game, in which he was subbed out with 56 seconds left when the Jackets emptied the bench
- Missed four straight ACC games (Syracuse on Jan. 21 through Louisville on Feb. 1) with a hamstring injury ... After his return (Tech's last 11 games), averaged 13.3 points per game while hitting 43.4 percent from the floor (53-of-122) and 43.3 percent from behind the arc (26-of-60) ... Scored the game-winning basket on the tip-in at the final horn against Notre Dame
- Scored 41 points in Tech's in back-to-back games against Miami (season-high 24) and Florida State (17) in early January ... Hit 14-of-28 FG, 7-11 3-point FG and 6-of-8 FT, with 11 rebounds, in those two games ... Scored nine of his points in Tech's closing 12-0 run against the Hurricanes
- Started 21 of the 29 games he played, including 15 ACC games (regular season plus tournament)
- Had the best turnover rate on the team (1.3 per 40 minutes)
- Has the most career points (892) of any player on the Tech roster
- Thirteen double-figure scoring games altogether in 2022-23, eight in ACC games
- Honorable mention All-Big South conference choice who has another of eligibility remaining after 2022-23 ... No. 2 for the Runnin' Bulldogs in scoring in 2021-22 and helped his team to 11 Big South wins, a program high as a member of that conference
- Averaged 14.3 points per game, and also averaged 3.4 rebounds, 1.2 assists and 1.0 steals per game in 2021-22 ... His 45.9-percent shooting overall ranked seventh-highest in the league for the regular season, while his 35.0-percent hit rate from beyond the arc was fifth-best
- Started all 31 games and averaged 31.4 minutes
- Posted double figures in 14 of 16 league games and eclipsed 20 points three times on the season while finishing as GWU's leading scoring in seven contests

4 • Carter Murphy • G • 6-4 • 205 • Sr.

- Came to Georgia Tech as a graduate transfer after four years at the Air Force Academy, where he graduated with a bachelor's degree in data science and is pursuing a master's degree in operations research at Tech
- Saw action in 70 games over four seasons at Air Force, making eight starts and averaging 14.3 minutes ... Connected on 46.6 percent of his shots from the floor, 30.7 on threes and 85 percent from the foul line in his Falcons career, and averaged 5.0 points
- Played in 31 games as a senior, making two starts, and hit career high marks in every statistical category
- Fourth on team in scoring, averaging 7.2 points per game ... Second on team in shooting at .500 from the field and third in free throw percentage (.829)
- Averaged 15.3 points over the last seven games of the season, reaching double figures in all seven ... Scored career-high 19 points in final game at Mountain West tourney vs. UNLV

35 • Emmer Nichols • F • 6-6 • 215 • r-Fr.

- Non-scholarship player who joined the Tech program for the fall, 2022 semester ... Redshirted the 2022-23 season
- Versatile player and left-handed shooter who is skilled in all facets of the game
- No. 42-ranked player in the state of California according to Max Preps
- Played four years at Sacred Heart Preparatory School, serving two years as team captain
- Helped Sacred Heart to a pair of league championships, including a Central Coast Section title in 2021
- As a senior, led SHP to a 25-5 record overall as a senior and 14-0 mark in its league
- Earned second-team Central Coast Section WBAL all-league, first-team all-league in 2020 and 2022 (MVP and defensive player of the year in 2022)

33 • Marcos San Miguel • G • 6-4 • 190 • Fr.

- First-year non-scholarship student-athlete from Campbell High School in Smyrna
- Four-year varsity letterwinner in basketball at Campbell High School, serving as team captain three years ... Helped the Spartans to a 17-12 overall record as a senior
- Graduated from Campbell with a 4.77 weighted GPA ... Also served in IB Leadership Core Team, Human Rights Club (Vice President), Interact Service Club, Chess Club, Academic Quiz Bowl, National Honor Society, Spanish Honor Society, Campbell Fellowship
- Gold Scholar at Georgia Tech enrolled in computer science with a minor in Spanish
- Officiates youth basketball in his spare time for East Marietta Basketball, Inc. ... Founded and leads organization called Take a Charge National Fundraising Campaign, in which he seeks donations for each charge he takes in basketball games, originating to raise funds for a friend who suffered a traumatic brain injury playing football, with additional funds directed toward people in need

2022-23 SEASON STATISTICS AND RESULTS

Game Records

Record	Overall	Home	Away	Neutral
ALL GAMES	15-18	11-6	3-9	1-3
CONFERENCE	6-14	4-6	2-8	0-0
NON-CONFERENCE	9-4	7-0	1-1	1-3

Score by Periods

Team	1st	2nd	OT	TOT
Georgia Tech	1134	1160	7	2301
Opponents	1143	1184	8	2335

Team Box Score

No.	Player	Overall			Total			3-Point			F-Throw		Rebounds				Other				PTS	AVG
		GP-GS	MIN	AVG	FG-FGA	FG%	3FG-3FGA	3FG%	FT-FTA	FT%	OFF	DEF	TOT	AVG	PF	DQ	A	TO	BLK	STL		
13	KELLY, Miles	33-27	1069:46	32.4	167-407	.410	89-235	.379	53-59	.898	10	102	112	3.4	71	0	43	49	2	24	476	14.4
0	TERRY, Lance	29-21	857:11	29.6	106-252	.421	47-121	.388	35-43	.814	15	67	82	2.8	59	2	36	27	6	18	294	10.1
4	FRANKLIN, Ja'von	32-19	874:00	27.3	127-215	.591	0-3	.000	56-86	.651	102	157	259	8.1	70	1	69	40	52	46	310	9.7
3	COLEMAN, Dallan "Deebo"	33-31	1031:29	31.3	103-274	.376	57-175	.326	51-74	.689	14	83	97	2.9	73	0	44	39	10	26	314	9.5
1	STURDIVANT, Kyle	33-21	787:57	23.9	103-262	.393	36-112	.321	41-59	.695	7	69	76	2.3	60	0	110	53	3	24	283	8.6
5	SMITH, Deivon	24-13	595:36	24.8	83-208	.399	12-46	.261	13-29	.448	29	106	135	5.6	42	0	89	32	16	22	191	8.0
14	MOORE, Jalon	32-15	657:38	20.6	88-204	.431	4-35	.114	64-93	.688	59	91	150	4.7	60	0	26	43	28	22	244	7.6
24	HOWARD, Rodney	24-16	427:52	17.8	48-88	.545	0-0	.000	11-19	.579	48	55	103	4.3	45	0	28	30	12	7	107	4.5
11	MAXWELL, Tristan	18-2	208:14	11.6	21-80	.263	11-36	.306	7-11	.636	4	14	18	1.0	21	0	15	9	1	6	60	3.3
12	BAGATSKIS, Freds Pauls	9-0	25:46	2.9	3-8	.375	2-6	.333	0-0	.000	0	0	0	0.0	3	0	0	0	0	0	8	0.9
10	MARTYNOV, Cyril	7-0	18:07	2.6	2-7	.286	0-0	.000	1-2	.500	2	4	6	0.9	2	0	0	4	0	0	5	0.7
30	BOYD, Coleman	7-0	07:24	1.1	1-4	.250	1-3	.333	0-0	.000	0	0	0	0.0	2	0	1	1	0	0	3	0.4
23	MEKA, Jordan	10-0	52:29	5.2	2-7	.286	0-0	.000	0-0	.000	6	9	15	1.5	13	1	1	1	4	2	4	0.4
43	HILL, Jermontae	5-0	04:41	0.9	1-1	1.000	0-0	.000	0-0	.000	0	0	0	0.0	2	0	0	1	0	0	2	0.4
33	DANIELS, Brayden	6-0	06:48	1.1	0-2	.000	0-1	.000	0-2	.000	1	3	4	0.7	1	0	1	0	0	0	0	0.0
Team											52	46	98					20				
Total		33	6625		855-2019	.423	259-773	.335	332-477	.696	349	806	1155	35.0	524	4	463	349	134	197	2301	69.7
Opponents		33	6625		856-1943	.441	206-684	.301	417-586	.712	351	860	1211	36.7	500	7	481	362	118	181	2335	70.8

Team Statistics

	GATECH	OPP
Scoring	2301	2335
Points per game	69.7	70.8
Scoring margin	-1.0	-
Field goals-att	855-2019	856-1943
Field goal pct	.423	.441
3 point fg-att	259-773	206-684
3-point FG pct	.335	.301
3-pt FG made per game	7.8	6.2
Free throws-att	332-477	417-586
Free throw pct	.696	.712
F-Throws made per game	10.1	12.6
Rebounds	1155	1211
Rebounds per game	35.0	36.7
Rebounding margin	-1.7	-
Assists	463	481
Assists per game	14.0	14.6
Turnovers	349	362
Turnovers per game	10.6	11.0
Turnover margin	+0.4	-
Assist/turnover ratio	1.3	1.3
Steals	197	181
Steals per game	6.0	5.5
Blocks	134	118
Blocks per game	4.1	3.6
Winning streak	0	-
Home win streak	4	-
Attendance	80125	120917
Home games-Avg/Game	17-4713	12-10076
Neutral site-Avg/Game	-	4-2872

Team Results

Date	Opponent		Score	Att.
11/07/2022	Clayton St.	W	93-63	3072
11/12/2022	at Georgia St.	W	59-57	4083
11/17/2022	NIU	W	68-50	3269
11/21/2022	vs Utah	L	64-68	1188
11/23/2022	vs Marquette	L	60-84	1691
11/26/2022	North Ala.	W	80-61	3379
11/29/2022	at Iowa	L	65-81	10450
12/02/2022	Northeastern	W	81-63	3494
12/06/2022	Georgia	W	79-77	5810
12/10/2022	at North Carolina	L	59-75	19410
12/17/2022	Alabama St.	W	96-60	3798
12/21/2022	Clemson	L	66-79	4763
12/31/2022	Virginia	L	56-74	5371
01/04/2023	Miami (FL)	W	76-70	4203
01/07/2023	at Florida St.	L	64-75	5536
01/10/2023	at Notre Dame	Lot	72-73	4502
01/14/2023	Pittsburgh	L	60-71	5325
01/17/2023	NC State	L	66-78	4242
01/21/2023	Syracuse	L	63-80	5586
01/24/2023	at Clemson	L	51-72	6923
01/28/2023	Duke	L	43-86	7382
02/01/2023	at Louisville	L	58-68	11416
02/04/2023	at NC State	L	64-72	15473
02/08/2023	Notre Dame	W	70-68	4906
02/11/2023	at Wake Forest	L	70-71	8566
02/15/2023	Virginia Tech	W	77-70	4565
02/18/2023	Florida Tech	W	79-56	4890
02/21/2023	at Pittsburgh	L	68-76	9482
02/25/2023	Louisville	W	83-67	6070
02/28/2023	at Syracuse	W	96-76	18522
03/04/2023	at Boston College	W	73-65	6554
03/07/2023	vs Florida St.	W	61-60	0
03/08/2023	vs Pittsburgh	L	81-89	8610

2022-23 SEASON STATISTICS AND RESULTS - ACC ONLY

Game Records

Record	Overall	Home	Away	Neutral
ALL GAMES	6-14	4-6	2-8	0-0
CONFERENCE	6-14	4-6	2-8	0-0
NON-CONFERENCE	0-0	0-0	0-0	0-0

Score by Periods

Team	1st	2nd	OT	TOT
Georgia Tech	684	644	7	1335
Opponents	734	724	8	1466

Team Box Score

No.	Player	Total			3-Point		F-Throw		Rebounds				PF DQ A TO BLK STL PTS AVG									
		GP-GS	MIN	AVG	FG-FGA	FG%	3FG-3FGA	3FG%	FT-FTA	FT%	OFF	DEF	TOT	AVG	PF	DQ	A	TO	BLK	STL	PTS	AVG
13	KELLY, Miles	20-19	668:34	33.4	103-256	.402	61-159	.384	29-31	.935	5	67	72	3.6	47	0	27	33	2	14	296	14.8
0	TERRY, Lance	16-13	505:46	31.6	64-155	.413	32-76	.421	23-31	.742	9	40	49	3.1	38	1	22	18	4	11	183	11.4
4	FRANKLIN, Ja'von	20-11	533:40	26.7	80-131	.611	0-2	.000	25-42	.595	58	88	146	7.3	40	1	39	27	26	28	185	9.3
3	COLEMAN, Dallan "Deebo"	20-19	639:08	32.0	61-170	.359	36-114	.316	23-34	.676	4	51	55	2.8	47	0	29	28	7	12	181	9.1
1	STURDIVANT, Kyle	20-12	508:24	25.4	66-168	.393	23-76	.303	25-33	.758	5	44	49	2.5	37	0	65	34	1	13	180	9.0
5	SMITH, Deivon	14-4	344:40	24.6	42-112	.375	10-34	.294	4-11	.364	14	66	80	5.7	26	0	54	18	10	7	98	7.0
14	MOORE, Jalon	19-10	382:33	20.1	45-116	.388	4-23	.174	35-53	.660	30	52	82	4.3	37	0	19	27	14	11	129	6.8
24	HOWARD, Rodney	14-11	303:53	21.7	25-50	.500	0-0	.000	5-11	.455	30	32	62	4.4	27	0	16	20	9	3	55	3.9
11	MAXWELL, Tristan	10-1	99:34	10.0	9-35	.257	5-16	.313	2-5	.400	2	8	10	1.0	12	0	6	8	0	4	25	2.5
12	BAGATSKIS, Freds Pauls	4-0	09:42	2.4	1-4	.250	1-4	.250	0-0	.000	0	0	0	0.0	2	0	0	0	0	0	3	0.8
30	BOYD, Coleman	2-0	01:15	0.6	0-1	.000	0-1	.000	0-0	.000	0	0	0	0.0	1	0	1	0	0	0	0	0.0
33	DANIELS, Brayden	1-0	00:57	0.9	0-0	.000	0-0	.000	0-0	.000	0	0	0	0.0	0	0	0	0	0	0	0	0.0
10	MARTYNOV, Cyril	2-0	03:08	1.6	0-2	.000	0-0	.000	0-0	.000	0	0	0	0.0	1	0	0	0	0	0	0	0.0
23	MEKA, Jordan	5-0	23:46	4.8	0-1	.000	0-0	.000	0-0	.000	2	5	7	1.4	7	0	1	0	2	2	0	0.0
Team											31	24	55				12					
Total		20	4025		496-1201	.413	172-505	.341	171-251	.681	190	477	667	33.4	322	2	279	225	75	105	1335	66.8
Opponents		20	4025		533-1155	.461	136-421	.323	264-342	.772	181	541	722	36.1	288	4	308	202	72	121	1466	73.3

Team Statistics

	GATECH	OPP
Scoring	1335	1466
Points per game	66.8	73.3
Scoring margin	-6.6	-
Field goals-att	496-1201	533-1155
Field goal pct	.413	.461
3 point fg-att	172-505	136-421
3-point FG pct	.341	.323
3-pt FG made per game	8.6	6.8
Free throws-att	171-251	264-342
Free throw pct	.681	.772
F-Throws made per game	8.6	13.2
Rebounds	667	722
Rebounds per game	33.4	36.1
Rebounding margin	-2.8	-
Assists	279	308
Assists per game	14.0	15.4
Turnovers	225	202
Turnovers per game	11.3	10.1
Turnover margin	-1.2	-
Assist/turnover ratio	1.2	1.5
Steals	105	121
Steals per game	5.3	6.1
Blocks	75	72
Blocks per game	3.8	3.6
Winning streak	3	-
Home win streak	3	-
Attendance	52413	106384
Home games-Avg/Game	10-5241	10-10638
Neutral site-Avg/Game	-	0-0

Team Results

Date	Opponent	Score	Att.
12/10/2022	at North Carolina	L 59-75	19410
12/21/2022	Clemson	L 66-79	4763
12/31/2022	Virginia	L 56-74	5371
01/04/2023	Miami (FL)	W 76-70	4203
01/07/2023	at Florida St.	L 64-75	5536
01/10/2023	at Notre Dame	Lot 72-73	4502
01/14/2023	Pittsburgh	L 60-71	5325
01/17/2023	NC State	L 66-78	4242
01/21/2023	Syracuse	L 63-80	5586
01/24/2023	at Clemson	L 51-72	6923
01/28/2023	Duke	L 43-86	7382
02/01/2023	at Louisville	L 58-68	11416
02/04/2023	at NC State	L 64-72	15473
02/08/2023	Notre Dame	W 70-68	4906
02/11/2023	at Wake Forest	L 70-71	8566
02/15/2023	Virginia Tech	W 77-70	4565
02/21/2023	at Pittsburgh	L 68-76	9482
02/25/2023	Louisville	W 83-67	6070
02/28/2023	at Syracuse	W 96-76	18522
03/04/2023	at Boston College	W 73-65	6554

GAME NOTES



2023-24 BOX SCORES

Ga. Southern - 62															Record: 0-1	
NO.	Name	Min	FG M-A	3P M-A	FT M-A	Rebounds OR DR TOT	Fouls PF FD	TP	AS	TO	ST	Blocks BS BA	+/-			
1	Cam Bryant	F 20:50	3-8	1-3	1-1	0 2 2	4 3 8	1	5	1	0	0	-11			
10	Carlos Curry	F 14:49	3-5	2-2	1-2	1 3 4	4 1 9	0	3	0	2	0	-3			
25	Avantae Parker	F 22:15	2-4	0-1	1-2	0 0 0	4 3 5	0	1	0	0	0	-18			
0	Malik Tidwell	G 38:44	2-10	0-5	1-2	1 2 3	1 1 5	4	2	1	0	2	-20			
5	Derrick Harris Jr.	G 04:38	0-2	0-1	0-0	0 1 1	1 0 0	0	1	0	0	0	1			
11	Jamar Franklin	31:16	6-13	1-3	4-4	1 2 3	3 2 17	0	2	1	0	2	-16			
12	Tyren Moore	19:31	4-9	2-5	0-0	1 3 4	4 1 10	1	3	1	0	0	-15			
14	Collin Kuhl	19:18	2-3	0-0	2-2	3 2 5	0 3 6	0	0	0	0	0	-7			
23	Nate Brafford	25:29	1-3	0-2	0-0	0 5 5	2 0 2	0	1	1	0	0	-19			
13	Eren Banks	03:10	0-0	0-0	0-0	0 0 0	0 0 0	0	0	0	0	0	-2			
Team						4 2 6		0	0	0	0	0				
Totals		23:57	6-22	10-13	11 22 33	23 14 62	6 18 5	2 4	2 4	-22						
Technical Fouls: Moore 1 st 5:49 Bryant 2 nd 14:40 Franklin 2 nd 1:19																
Georgia Tech - 84															Record: 1-0	
NO.	Name	Min	FG M-A	3P M-A	FT M-A	Rebounds OR DR TOT	Fouls PF FD	TP	AS	TO	ST	Blocks BS BA	+/-			
5	Tafara Gapare	F 15:55	1-6	0-1	0-0	1 0 1	2 0 2	0	1	1	3	1	-3			
12	Tyzhaun Claude	F 29:50	3-8	0-2	4-6	5 5 10	0 5 10	3	0	2	0	0	14			
13	Miles Kelly	G 30:29	9-18	4-9	3-5	2 3 5	3 5 25	3	2	2	0	0	17			
14	Kowacie Reeves	G 32:42	4-7	3-5	4-4	1 2 3	1 3 15	3	2	3	1	0	14			
24	Amaree Abram	G 16:39	1-4	1-3	2-4	0 2 2	1 1 5	2	3	0	0	0	2			
1	Kyle Sturdivant	27:43	3-5	2-3	0-0	0 4 4	2 0 8	6	1	1	0	0	25			
10	Ebenezer Dowuona	08:22	1-2	0-0	0-1	3 1 4	3 1 2	0	0	0	0	0	1			
3	Dallan "Deebo" Coleman	25:49	5-7	3-5	4-7	0 0 0	2 5 17	0	0	0	0	0	25			
23	Ibrahima Sacko	12:31	0-3	0-1	0-0	2 2 4	2 0 0	0	2	1	0	1	15			
Team						1 3 4		0	2							
Totals		27:50	13-29	17-27	15 22 37	16 20 84	17 13 10	4 2	22							
Technical Fouls: Kelly 1 st 5:49 Coleman 2 nd 1:19																

Shooting By Period		
1 st FG%	10-30	33.3%
3PT%	4-12	33.3%
FT%	7-9	77.8%
2 nd FG%	13-27	48.1%
3PT%	2-10	20.0%
FT%	3-4	75%
GMFG%	23-57	40.4%
3PT%	6-22	27.3%
FT%	10-13	76.9%

Shooting By Period		
1 st FG%	10-30	33.3%
3PT%	4-15	26.7%
FT%	8-15	53.3%
2 nd FG%	17-30	56.7%
3PT%	9-14	64.3%
FT%	9-12	75%
GMFG%	27-60	45.0%
3PT%	13-29	44.8%
FT%	17-27	63.0%

	GaSo	GaTech
Biggest lead	6 (1 st 15:09)	22 (2 nd 0:45)
Best Scoring Run	7 (1 st 15:09)	7 (1 st 3:21)
Lead Changes	13	
Times Tied	6	
Time with Lead	11:31	24:29

	Points from	GaSo	GaTech
Turnovers		11	19
Paint		30	26
Second Chance		13	14
Fast Breaks		4	10
Bench		35	27

Period by Period Scoring			
	1st	2nd	TOT
GaSo	31	31	62
GaTech	32	52	84

GAME NOTES

ROSTER AT-A-GLANCE

NUMERICAL

No.	Name	Pos.	Ht.	Wt.	Cl.	Exp.	Hometown	High School/College
0	Lance Terry	G	6-3	198	Sr.*	1VL	College Park, Ga.	The Heritage School (Ga.) / Gardner-Webb
1	Kyle Sturdivant	G	6-3	195	Sr.*	3VL	Norcross, Ga.	Norcross HS / Southern California
2	Naithan George	G	6-3	180	Fr.	HS	Toronto, Ontario	Dream City Christian School (Glendale, Ariz.)
3	Dallan "Deebo" Coleman	G	6-6	210	Jr.	2VL	Memphis, Tenn.	West Nassau HS (Callahan, Fla.)
4	Carter Murphy	G	6-4	205	Sr.#	TR	Phoenix, Ariz.	Arcadia HS / Air Force Academy
5	Tafara Gapare	F	6-9	206	So.	TR	Wellington, New Zealand	South Kent School (Conn.) / Massachusetts
10	Ebenezer Dowuona	C	6-11	230	Sr.	TR	Accra, Ghana	The Heritage School (Ga.) / NC State
11	Baye Ndongo	F	6-9	214	Fr.	HS	Mboro, Senegal	Putnam (Conn.) Science Academy
12	Tyzaun Claude	F	6-7	226	Sr.#	TR	Goldboro, N.C.	Moravian Prep / Morehead State / Western Carolina
13	Miles Kelly	G	6-6	180	Jr.	2VL	Stone Mountain, Ga.	Parkview HS / Hargrave Military Academy (Va.)
14	Kowacie Reeves	G	6-7	202	Jr.	TR	Macon, Ga.	Westside HS / Florida
23	Ibrahima Sacko	G/F	6-6	225	Fr.	HS	Conakry, Guinea	J. Addison School (Markham, Ontario)
24	Amaree Abram	G	6-4	195	So.	TR	Port Arthur, Texas	Southern California Academy / Mississippi
30	Ibrahim Souare	F	6-9	214	Fr.	HS	Conakry, Guinea	Dream City Christian School (Glendale, Ariz.)
33	Marcos San Miguel	G	6-4	190	Fr.	HS	Atlanta, Ga.	Campbell HS
35	Emmer Nichols	F	6-6	215	r-Fr.	RS	Woodside, Calif.	Sacred Heart Preparatory School

ALPHABETICAL

No.	Name	Pos.	Ht.	Wt.	Cl.	Exp.	Hometown	High School/College
24	Amaree Abram	G	6-4	195	So.	TR	Port Arthur, Texas	Southern California Academy / Mississippi
12	Tyzaun Claude	F	6-7	226	Sr.#	TR	Goldboro, N.C.	Moravian Prep / Morehead State / Western Carolina
3	Dallan "Deebo" Coleman	G	6-6	210	Jr.	2VL	Memphis, Tenn.	West Nassau HS (Callahan, Fla.)
10	Ebenezer Dowuona	C	6-11	230	Sr.	TR	Accra, Ghana	The Heritage School (Ga.) / NC State
5	Tafara Gapare	F	6-9	206	So.	TR	Wellington, New Zealand	South Kent School (Conn.) / Massachusetts
2	Naithan George	G	6-3	180	Fr.	HS	Toronto, Ontario	Dream City Christian School (Glendale, Ariz.)
13	Miles Kelly	G	6-6	180	Jr.	2VL	Stone Mountain, Ga.	Parkview HS / Hargrave Military Academy (Va.)
4	Carter Murphy	G	6-4	205	Sr.#	TR	Phoenix, Ariz.	Arcadia HS / Air Force Academy
11	Baye Ndongo	F	6-9	214	Fr.	HS	Mboro, Senegal	Putnam (Conn.) Science Academy
35	Emmer Nichols	F	6-6	215	r-Fr.	RS	Woodside, Calif.	Sacred Heart Preparatory School
14	Kowacie Reeves	G	6-7	202	Jr.	TR	Macon, Ga.	Westside HS / Florida
23	Ibrahima Sacko	G/F	6-6	225	Fr.	HS	Conakry, Guinea	J. Addison School (Markham, Ontario)
33	Marcos San Miguel	G	6-4	190	Fr.	HS	Atlanta, Ga.	Campbell HS
30	Ibrahim Souare	F	6-9	214	Fr.	HS	Conakry, Guinea	Dream City Christian School (Glendale, Ariz.)
1	Kyle Sturdivant	G	6-3	195	Sr.*	3VL	Norcross, Ga.	Norcross HS / Southern California
0	Lance Terry	G	6-3	198	Sr.*	1VL	College Park, Ga.	The Heritage School (Ga.) / Gardner-Webb

*5th-year senior; #graduate transfer

Head Coach: Damon Stoudamire (Arizona, 1995), 1st season

Associate Head Coach: Karl Hobbs (Connecticut, 1984), 1st season

Assistant Coach: Terry Parker, Jr. (Louisiana Tech, 2006), 1st season

Assistant Coach: Pershin Williams (North Florida, 2005), 1st season

Assistant Coach: Nate Babcock (Wisconsin-Eau Claire, 2009), 1st season

Assistant Coach: Bonzi Wells (Ball State, 1998), 1st season

Director of Player Personnel: Matt Holt (Northeastern, 2011), 1st season

Director of Scouting: Hayden Sheridan (Arizona, 2016), 6th season

Associate Director of Player Personnel: B.J. Elder (Georgia Tech, 2014), 5th season

Director of Operations: Tyler Benson (St. Bonaventure, 2009), 8th season

Assistant Director of Operations: Taylor Ann Hendricks (Iowa State, 2020), 2nd season

Associate Director of Sports Medicine/Men's Basketball: Richard Stewart (Salisbury, 2005), 17th season

Director of Strength and Conditioning/Men's Basketball: Justin Landry (Cal State East Bay, 2012), 1st season

Recruiting and Operations Coordinator: Jake Alburtus (Western Michigan, 2020), 1st season

BY CLASS

Seniors: Tyzaun Claude, Ebenezer Dowuona, Carter Murphy, Kyle Sturdivant, Lance Terry

Juniors: Dallan "Deebo" Coleman, Miles Kelly, Kowacie Reeves

Sophomores: Amaree Abram, Tafara Gapare

Freshman: Naithan George, Baye Ndongo, Emmer Nichols, Ibrahima Sacko, Marcos San Miguel, Ibrahim Souare

BY STATE/COUNTRY

Arizona: Carter Murphy

California: Emmer Nichols

Canada: Naithan George

Georgia: Miles Kelly, Kowacie Reeves, Marcos San Miguel, Kyle Sturdivant, Lance Terry

Ghana: Ebenezer Dowuona

Guinea: Ibrahima Sacko, Ibrahim Souare

New Zealand: Tafara Gapare

North Carolina: Tyzaun Claude

Senegal: Baye Ndongo

Tennessee: Dallan "Deebo" Coleman

Texas: Amaree Abram

BY MAJOR

Business Administration: Amaree Abram, Dallan "Deebo" Coleman, Tafara Gapare, Miles Kelly, Ibrahima Sacko, Ibrahim Souare, Kyle Sturdivant

Computer Science: Marcos San Miguel

Economics/International Affairs: Emmer Nichols

History, Technology & Society: Tyzaun Claude, Ebenezer Dowuona, Kowacie Reeves, Lance Terry

Literature, Media & Communication: Baye Ndongo

Operations Research (MS): Carter Murphy

BY HEIGHT

6-3 Naithan George, Kyle Sturdivant, Lance Terry

6-4 Amaree Abram, Carter Murphy, Marcos San Miguel

6-6 Dallan "Deebo" Coleman, Miles Kelly, Emmer Nichols, Ibrahima Sacko

6-7 Tyzaun Claude, Kowacie Reeves

6-9 Tafara Gapare, Baye Ndongo, Ibrahim Souare

6-11 Ebenezer Dowuona

PRONUNCIATION GUIDE

McCamish Pavilion	Mc-CAM-ish
Amaree Abram	uh-MAR-ee
Tyzaun Claude	ty-ZHON
Dallan "Deebo" Coleman	DELL-un, DEE-bo
Ebenezer Dowuona	duh-WANNA
Tafara Gapare	tuh-FAR-uh-guh-PAR-ee
Baye Ndongo	BYE nDON-go
Kowacie Reeves	ko-WAY-see
Ibrahima Sacko	EE-bruh-HEE-muh SOCK-oh
Ibrahim Souare	EE-bruh-HEEM SWAR-ay (rhymes with soiree)
Kyle Sturdivant	STIR-de-vunt

RADIO/TV ROSTER



Amaree Abram
G • 6-4 • So.

24



Tyzhaun Claude
F • 6-7 • Grad Sr.

12



Dallan "Deebo" Coleman
G • 6-6 • Jr.

3




Ebenezer Dowuona
C • 6-11 • Sr.

10



Tafara Gapare
F • 6-9 • So.

5



Naithan George
G • 6-3 • Fr.

2



Miles Kelly
G • 6-6 • Jr.

13



Carter Murphy
G • 6-4 • Grad Sr.

4



Baye Ndongo
F • 6-9 • Fr.

11



Emmer Nichols
F • 6-6 • r-Fr.

35



Kowacie Reeves
G • 6-7 • Jr.

14



Ibrahima Sacko
F • 6-6 • Fr.

23




Marcos San Miguel
G • 6-4 • Fr.

33




Ibrahim Souare
F • 6-9 • Jr.

30



Kyle Sturdivant
G • 6-3 • 5th-yr. Sr.

1



Lance Terry
G • 6-2 • 5th-yr. Sr.

0



Damon Stoudamire
Head Coach



Karl Hobbs
Associate Head Coach



Terry Parker, Jr.
Assistant Coach



Pershin Williams
Assistant Coach



Nate Babcock
Assistant Coach



Bonzi Wells
Assistant Coach

GAME NOTES

RADIO/TV CHEAT SHEET



0

LANCE TERRY

Guard • 6-3 • 198 • Senior • College Park, Ga.							
Year	GP/GS	PPG	RPG	APG	FG%	3FG%	FT%
2022-23	29/21	10.1	2.8	1.2	.421	.388	.814
Season Highs	Pts: 24	Reb: 7	Ast: 3	Min: 40:00			
Career Highs	Pts: 26	Reb: 7	Ast: 4	Min: 40:00			

Notes

- Returned from 4-game injury absence to avg 13.3 ppg last 11 games, made winning FG vs. Notre Dame at buzzer
- Over the last 11 games - 43.4% FG, 43.3% 3pt FG, 77.8% FT
- Finished as Tech's top 3pt FG pct. at 38.8% in all games, 42.1% in ACC games
- Tech's No. 2 scorer in ACC games - 11.4 ppg, 42.1% FG, 74.2% FT; season-high 24 pts vs. Miami, Syracuse



1

KYLE STURDIVANT

Guard • 6-3 • 195 • Senior • Norcross, Ga.							
Year	GP/GS	PPG	RPG	APG	FG%	3FG%	FT%
2022-23	33/21	8.6	2.3	3.3	.393	.321	.695
Season Highs	Pts: 20	Reb: 8	Ast: 8	Min: 39:10			
Career Highs	Pts: 20	Reb: 8	Ast: 10	Min: 39:10			

Notes

- Started last 12 games, double figures in 9 - 12.6 ppg, 35.1% 3pt FG, 4.4 apg, 53/19 assist/turnover ratio
- 111/53 assist-to-turnover ratio for the season (2.09/1)
- Fourteen double-figure games for the season, 10 in ACC games, career-high 20 points vs. Syracuse on Feb. 28
- In ACC games - 9.0 ppg, 3.3 apg, 39.3% FG, 30.3% 3pt FG



2

NAITHAN GEORGE

Guard • 6-3 • 180 • Freshman • Toronto, Ontario							
Year	GP/GS	PPG	RPG	APG	FG%	3FG%	FT%
2022-23	-	-	-	-	-	-	-
Season Highs	Pts: -	Reb: -	Ast: -	Min: -			
Career Highs	Pts: -	Reb: -	Ast: -	Min: -			

Notes

- Point guard who attended Dream City Christian School (Arizona) in 2022-23
- Averaged 15 points, eight assists and five rebounds per game in 2022-23 at Dream City
- Named all-breakout player at Peach Jam, 10 ppg, 4.8 rpg, 3.7 apg, 27.2 mpg for Arizona Unity in 6 games
- Goes by "Nait"



3

DALLAN "DEEBO" COLEMAN

Guard • 6-6 • 210 • Junior • Memphis, Tenn.							
Year	GP/GS	PPG	RPG	APG	FG%	3FG%	FT%
2022-23	33/31	9.5	2.9	1.3	.376	.326	.689
Season Highs	Pts: 21	Reb: 9	Ast: 8	Min: 40:00			
Career Highs	Pts: 21	Reb: 9	Ast: 8	Min: 40:00			

Notes

- Last 11 games - 14.2 ppg, 12.8 rpg, 61.3% FG, 40 assists, team-high 22 blocks, 22 steals
- In ACC games - 9.3 ppg, 7.3 rpg, 61.1% FG, team-high 26 blocks and 28 steals
- Only player to rank in ACC top-15 in rebounds (7th), blocks (5th) and steals (7th) in conference games
- Six double-doubles in last eight games, including triple-double at Syracuse (14 pts/15 reb/10 ast)



5

TAFARA GAPARE

Forward • 6-9 • 206 • Sophomore • Wellington, New Zealand							
Year	GP/GS	PPG	RPG	BPG	FG%	3FG%	FT%
2022-23	30/0	3.4	2.1	0.7	.312	.267	.575
Season Highs	Pts: 15	Reb: 7	Blk: 5	Min: 24			
Career Highs	Pts: 15	Reb: 7	Blk: 5	Min: 24			

Notes

- More of a long perimeter player who averaged 12.1 mpg as a freshman at UMass
- Led Minutemen in blocked shots (20) and went to the free throw line 40 times
- Attended South Kent School in Connecticut as a HS senior
- Name pronounced "tuh-FAR-uh guh-PAR-ee"



10

EBENEZER DOWUONA

Center • 6-11 • 230 • Senior • Accra, Ghana							
Year	GP/GS	PPG	RPG	BPG	FG%	3FG%	FT%
2022-23	30/3	1.7	1.9	0.9	.510	.000	.618
Season Highs	Pts: 11	Reb: 7	Blk: 5	Min: 24			
Career Highs	Pts: 11	Reb: 9	Blk: 8	Min: 46			

Notes

- Former 4-star HS prospect who attended The Heritage School in Georgia, transfer from NC State
- Best season with Wolfpack was 2021-22, when he started 27 games, averaged 4.1 ppg, 4.1 rpg, 1.7 blocks
- Blocked 54 shots that seasob, 11th most in program history
- Surname pronounced "duh-WANNA"



11

BAYE NDONGO

Forward • 6-9 • 214 • Freshman • Mboro, Senegal							
Year	GP/GS	PPG	RPG	BPG	FG%	3FG%	FT%
2022-23	-	-	-	-	-	-	-
Season Highs	Pts: -	Reb: -	Blk: -	Min: -			
Career Highs	Pts: -	Reb: -	Blk: -	Min: -			

Notes

- Rated a four-star prospect by On3, three-star by Rivals and 247Sports
- Ranked as high as No. 120 by Rivals and No. 23 among power forwards
- Attended Putnam (Conn.) Science Academy in 2022-23, leading team to national prep school championship
- Last name pronounced "nDON-go" (pronounce the N with no vowel after)



12

TYZHAUN CLAUDE

Forward • 6-7 • 226 • Senior • Goldsboro, N.C.							
Year	GP/GS	PPG	RPG	BPG	FG%	3FG%	FT%
2022-23	31/28	15.4	8.6	0.9	.523	.333	.720
Season Highs	Pts: 24	Reb: 17	Blk: 3	Min: 36			
Career Highs	Pts: 24	Reb: 17	Blk: 3	Min: 36			

Notes

- Transfer from Western Carolina who also played two seasons at Morehead State (DNP due to injury in 2020-21)
- Second on the WCU roster with 15.4 points per game and led SoCon with 8.6 rebounds per game in 2022-23
- Made third-team all-Southern Conference and the Socon all-tournament team
- Name is pronounced "fred paul buh-GAT-skis" (without the S in first two names)




13

MILES KELLY

Guard • 6-6 • 180 • Junior • Stone Mountain, Ga.							
Year	GP/GS	PPG	RPG	APG	FG%	3FG%	FT%
2022-23	33/27	14.4	3.4	1.3	.410	.379	.898
Season Highs	Pts: 30	Reb: 7	Ast: 4	Min: 40:00			
Career Highs	Pts: 30	Reb: 7	Ast: 4	Min: 40:00			

Notes

- Tech's scoring leader, double figures in 25 of 33 games (last 8 games: 19.8 ppg, 3.1 rpg, 47.7% FG, 44.3% 3pt)
- Team-high 14.8 ppg in ACC games, 38.4% 3pt FG, 40.2% FG, 95.3% FT; career-high 30 pts at Syracuse
- Set a tech season record for free throw percentage at 89.83% (previous: Anthony Morrow 88.73% in 2005-06)
- Scored game-winning baskets against Georgia State and Georgia



14

KOWACIE REEVES

Forward • 6-7 • 202 • Junior • Macon, Ga.							
Year	GP/GS	PPG	RPG	APG	FG%	3FG%	FT%
2022-23	31/7	8.5	2.6	0.6	.377	.262	.710
Season Highs	Pts: 21	Reb: 6	Ast: 3	Min: 30			
Career Highs	Pts: 21	Reb: 6	Ast: 3	Min: 30			

Notes

- Former 4- and 5-star-rated recruit from Georgia who played two seasons at Floridabefore transferring to Tech
- Averaged 7.1 points and 2.1 rebounds in 60 appearances with 17 starts as a Gator (17.5 mpg over 2 seasons)
- Posted a pair of 20-point games, one vs. Texas A&M in the 2022 SEC Tournament
- First name pronounced "ko-WAY-see"



23

IBRAHIMA SACKO

Forward • 6-6 • 225 • Freshman • Conakry, Guinea							
Year	GP/GS	PPG	RPG	APG	FG%	3FG%	FT%
2022-23	-	-	-	-	-	-	-
Season Highs	Pts: -	Reb: -	Ast: -	Min: -			
Career Highs	Pts: -	Reb: -	Ast: -	Min: -			

Notes

- Rated a top-3 player our of Canada by recruiting analyst Josh Millican
- Earned OSBA first-team all-star and defensive player of the year honors at J. Addison School in 2022-23
- Led J. Addison to the championship of the Beach Ball Classic in Myrtle Beach, S.C.
- Name pronounced "ee-bruh-HEE-muh SOCK-oh"



24

AMAREE ABRAM

Guard • 6-4 • 195 • Sophomore • Port Arthur, Texas							
Year	GP/GS	PPG	RPG	APG	FG%	3FG%	FT%
2022-23	33/22	8.0	2.0	2.0	.403	.364	.667
Season Highs	Pts: 26	Reb: 5	Ast: 5	Min: 38			
Career Highs	Pts: 26	Reb: 5	Ast: 5	Min: 38			

Notes

- Former four-star guard prospect out of Texas who transferred from Ole Miss following his freshman season
- Saw action in all 33 games for Ole Miss during his first year, starting in 22 games
- Fourth on the team in scoring and second in assists, second on the team with 39 three pointers made
- First name pronounced "uh-MAR-ee"



30

IBRAHIM SOUARE

Forward • 6-9 • 214 • Freshman • Conakry, Guinea							
Year	GP/GS	PPG	RPG	BPG	FG%	3FG%	FT%
2022-23	-	-	-	-	-	-	-
Season Highs	Pts: -	Reb: -	Blk: -	Min: -			
Career Highs	Pts: -	Reb: -	Blk: -	Min: -			

Notes

- Power forward prospect who attended Dream City Christian School (Arizona) in 2022-23
- Played for Arizona Unity at the Peach Jam, averaging 7.7 points and 5.8 rebounds over six games (21.8 mpg)
- 11.7 points, 7.7 rebounds and 1.7 assists for Guinea in the 2022 FIBA U18 African Championship
- Surname pronounced "SWAR-ay" (rhymes with soiree)