

GEORGIA TECH[®]

WOMEN'S BASKETBALL



2023-24 INFORMATION GUIDE

TV/RADIO ROSTER



#1 Caitlyn Wilson
G • 5-10 • Grad.
Cordova, Tenn.
(Cincinnati/Arlington HS)



#4 Anisa Clark
(a-knee-suh)
G • 5-7 • Sr.
McDonough, Ga.
(Union Grove)



#5 Tonie Morgan
G • 5-9 • So.
Tallahassee, Fla.
(Florida State University
Schools)



#11 Aixia Wone Aranaz
(eye-sha wone ah-duh-nas)
F • 6-3 • 5th Yr.
Pamplona, Spain
(Ohio State)



#12 Jada Bediako
(bead-e-AH-co)
F/C • 6-3 • Fr.
Brampton, Ontario
(Southwest Academy)



#13 Kayla Blackshear
F • 6-1 • Jr.
Orlando, Fla.
(Alabama/Lake Highland
Prep)




#15 Avyonce Carter
(ah-vee-on-ce)
G • 5-10 • Jr.
Norcross, Ga.
(Wesleyan)



#20 Ariadna Termis
(are-e-AH-na)
C • 6-6 • Fr.
Zaragova, Spain
(IES Joaquim Blume)



#21 Sydney Johnson
G • 5-9 • 5th Yr.
Powder Springs, Ga.
(Boston University/The Lovett
School)



#22 Inés Noguero
(e-nez no-RAY-doh)
G • 5-9 • So.
Gijón, Spain
(Joaquim Blume)



#23 Rusne Augustinaite
(e-LEE-uh)
G • 6-0 • Fr.
Siauliai, Lithuania
(Montverde Aca. (Fla.))



#25 Kara Dunn
G • 5-11 • So.
Kennesaw, Ga.
(Mount Paran Christian
School)



#32 D'Asia Thomas-Harris
FG/ • 6-2 • Fr.
Katy, Texas
(Houston Christian)



Nell Fortner
Head Coach
5th Season



Blanche Alverson
Associate Head Coach
5th Season



LaSondra Barrett
Assistant Coach
2nd Season



Michael Scruggs
Assistant Coach
1st Season



Caleb Currier
Assistant Coach/Director of
Recruiting Operations
2nd Season



Ashlee Villarreal
Director of Operations
5th Season



Becca Bornhorst
Director of External
Operations/NIL
2nd Season



Greg Callan
Director of Scouting and
Video Operations
2nd Season



Jayda Hill
Creative Director
1st Season



Lauren James
Graduate Manager
2nd Season



Shannon Jackson
Player Development Coach
3rd Season



Rachel Stewart
Athletic Trainer
7th Season

TABLE OF CONTENTS

INFORMATION

Media Information.....	1
Quick Facts.....	2
Communications & PR.....	2
2023-24 Roster.....	3
McCamish Pavilion.....	4

MEET THE TEAM

Aixa Wone Aranaz.....	6-7
Anisa Clark.....	8
Ayonce Carter.....	9-10
Kayla Blackshear.....	11
Kara Dunn.....	12
Tonie Morgan.....	13
Inés Noguero.....	14
Newcomers.....	15-17
Nell Fortner.....	18-19
Coaches and Staff Profiles.....	20-23
Administration.....	24-25

SEASON IN REVIEW

2022-23 Results.....	27
Game-by-Game Stats.....	28
Individual Stats.....	29
Superlatives.....	30
Box Scores.....	31-38
Season Results.....	39

HISTORY

Year-by-Year Records.....	41
Year-by-Year Results.....	42-49
All-time Letterwinners and Coaches.....	50-51
All-time Series History.....	52-53
GT vs. the Conferences.....	54-55
Fortner vs. Opponents.....	56
Series History.....	57-67
Rankings History.....	68-69
ACC Tournament Results.....	70
Post-season Results.....	71
Honors and Awards.....	72-75
#ProJackets.....	76

RECORDS

Tech Records.....	78-82
Individual Records.....	82-84
Opponent Records.....	84-85
Career Leaders.....	86-87
Records By Class.....	88
Annual Leaders.....	89-90
Year-by-Year Stats.....	91-92
The Last Time.....	93
1,000 Point Scorers.....	94-95
NCAA Tournament Record Book.....	96-103
ACC Network.....	104

MEDIA INFORMATION

Georgia Tech's practices are closed to the public and the media, but the 'Yellow Jackets' players and coaches are available to the media by request before or after practices. The weekly practice schedule varies once the season begins.

- All interview requests should be made through Liz Ryan at least 24 hours in advance. Media are asked not to contact players directly either by phone or email. Players are not available on gamedays until after the game.

RELEASES/PHOTOS BY EMAIL

All Georgia Tech women's basketball releases, statistics, game notes and media advisories are distributed via email to a list maintained by the athletic communications office. Media wishing to be added to this list should send a request to Liz Ryan (lryan@athletics.gatech.edu). Photographs are available upon request.

RAMBLINWRECK.COM / SOCIAL MEDIA

- RamblinWreck.com - Georgia Tech's official website is continuously updated with all of Tech's releases, statistics, game notes, biographies and other information. Game notes and bio updates are generally posted at least 24 hours prior to each game, while updated statistics and box scores are posted following each game.

- Twitter (@GTWBB), Instagram (@GTWBB), Facebook - Georgia Tech women's basketball information and updates will also be posted to the team's Twitter, Instagram and Facebook pages, along with photos and behind-the-scenes activities.

MEDIA CREDENTIALS FOR HOME GAMES

- Media credentials are issued to accredited members of the working media only. Working space is limited, and children, spouses and other non-workers will not be granted credentials or access to media areas.

- Media seating and workspace at McCamish Pavilion is in the upper level, section 211, and the media entrance to the arena is through the west entrance off of Fowler Street. Media will call is located at the west entrance to McCamish Pavilion.

- Requests for credentials should be made in writing via email at least 24 hours in advance of each game to Liz Ryan. Credentials will not be mailed. They can be picked up the night of the game at the media entrance.

- Photo credentials are granted to still photographers and videographers on assignment for a media agency only.

DIRECTIONS TO MCCAMISH PAVILION AND THE ZELNAK CENTER

- Going South on I-75: Take exit 250 (16th/14th/10th Streets) and follow through light at 14th Street. Stay to the right and follow to 10th Street, where McCamish Pavilion is straight ahead. Turn right to access the parking areas other than the main lot.

- Going South on I-85: Take exit 84 (17th/14th/10th Streets). You will stay to the left immediately upon exiting the interstate, but will need to move to the right after 16th Street. Follow until you reach 10th Street where McCamish Pavilion will be in front of you. Take a right on 10th Street and an immediate left on Fowler Street and access the main arena parking lot off of 8th Street.

- Going North on I-75/85: Take the 10th Street exit (250). Turn left on 10th Street and after you cross the bridge, McCamish Pavilion will be on your left. Just past the arena, turn left at Fowler Street (first traffic light). Take first left at 8th Street and follow to main arena parking lot.

NCAA INFRACTIONS INFORMATION

In September 2021, the National Collegiate Athletic Association (NCAA) Division I Committee on Infractions found the Georgia Institute of Technology women's basketball program responsible for committing violations of NCAA legislation.

The case centered on impermissible countable athletically related activity (CARA) and coaching limitation violations that occurred from the 2016-17 academic year through February 2019. During this time, the former head coach consistently required student-athletes to practice in excess of permissible limitations for CARA and did not provide them with a required day off. In addition, the former head coach permitted graduate student managers to provide impermissible instruction, which caused the program to exceed the limit on countable coaches.

Penalties levied by the NCAA include:

- Three years of probation from Sept. 25, 2023 through Sept. 25, 2026;
- A fine of one percent of the budget for the women's basketball program (in addition to a self-imposed \$5,000 fine);
- The former head coach shall be subject to a one-year show-cause order from Sept. 21, 2021 through Sept. 20, 2022;
- The former assistant coach shall be subject to a five-year show-cause order from Sept. 21, 2021 through Sept. 21, 2026;
- Georgia Tech shall conduct a review of its athletics compliance program including, but not limited to, an external audit of the athletics compliance program;

The prescribed penalties are in addition to the following measures that were self-imposed by Georgia Tech:

- The aforementioned \$5,000 fine;
- A reduction in countable athletically related activities (CARA) as follows:
 - o Spring 2020 – reduced CARA by one hour per week (three hours total before Covid-19 shutdown)
 - o Summer 2020 – reduced CARA by one hour per week (36 hours total)
 - o Fall 2020 – reduced CARA by one hour per week (11 hours total)
 - o Spring 2021 – reduced CARA by two hours per week (16 hours total)



GEORGIA TECH ATHLETIC ASSOCIATION

150 Bobby Dodd Way NW
Atlanta, GA 30332
404-894-5400
www.RamblinWreck.com
Twitter: @GTathletics
Facebook: GTathletics
Instagram: @GTathletics
YouTube: RamblinWreckTube

CREDITS

EDITOR

Liz Ryan

EDITORS

Mike Flynn, Mike Stamus

COVER DESIGN

Tyler Wheeler

PHOTOGRAPHY

Danny Karnik, Kyle Hess,
in addition to numerous other photographers
who have contributed to Georgia Tech athletics
archives over the years

© 2023, Georgia Tech Athletic Association



2023-24 QUICK FACTS

GENERAL

Full Name.....	Georgia Institute of Technology
Location.....	Atlanta, Ga.
Founded.....	1885
Enrollment.....	45,295
Nicknames.....	Ramblin' Wreck, Yellow Jackets
Colors.....	Old Gold and White
Arena (Cap.).....	McCamish Pavilion (8,600)
President.....	Dr. Ángel Cabrera
Athletics Director.....	J Batt
Faculty Ath. Representative.....	Dr. Jenna Jordan
Sport Administrator.....	Joeleen Akin

COACHES AND STAFF

Head Coach (Year).....	Nell Fortner (5th)
Twitter.....	@NellOnWheels
Career Record.....	233-165 (.585)
Record at Tech.....	71-48 (.597)
Alma Mater.....	Texas, 1982
Associate Head Coach.....	Blanche Alverson
Assistant Coach.....	LaSondra Barrett
Assistant Coach.....	Michael Terry
Assistant Coach/Dir. of Recruiting Ops.....	Caleb Currier
Director of WBB Ops.....	Ashlee Villarreal

TEAM INFORMATION

2022-23 Overall Record.....	13-17
2022-23 ACC Record.....	4-14
2022-23 Home Record.....	8-6
2022-23 Road Record.....	3-9
2022-23 Neutral Record.....	2-2
Letterwinners R/L.....	7/5
Starters R/L.....	3/2
Newcomers.....	6

HISTORY

First Year.....	1974-75 (50th season)
Overall Record.....	757-679 (.527)
ACC Record.....	245-398 (.381)
ACC Tournament Record.....	21-44
Postseason Record.....	23-26 (NCAA, WNIT & AIAW)
NCAA Appearances/Last.....	11, 2022
NCAA Tournament Record.....	7-11
WNIT Record.....	14-7
All-Time Home Record.....	409-229
All-Time Road Record.....	191-301
All-Time Neutral Record.....	88-88

GEORGIA TECH ATHLETICS COMMUNICATIONS AND PUBLIC RELATIONS



MIKE FLYNN

Assistant A.D.
Communications and Public Relations
E: mflynn@athletics.gatech.edu



LIZ RYAN

Associate Director
Communications and Public Relations
WOMEN'S BASKETBALL CONTACT
O: (404) 894-5445
M: (404) 431-9619
E: lryan@athletics.gatech.edu



MIKE STAMUS

Associate Director
Communications and Public Relations
E: mstamus@athletics.gatech.edu



ANDREW CLAUSEN

Assistant Director
Communications and Public Relations
E: aclausen@athletics.gatech.edu



ANTHONY BRANDT

Assistant Director
Communications and Public Relations
E: abrands@athletics.gatech.edu

2023-24 ROSTER

Numerical

No.	Name	YR	POS	HT	Hometown	High School/Last School
1	Caitlyn Wilson	5th	G	5-10	Cordova, Tenn.	Arlington HS/Cincinnati
4	Anisa Clark	Sr.	G	5-7	McDonough, Ga.	Union Grove
5	Tonie Morgan	So.	G	5-9	Tallahassee, Fla.	Florida State University Schools
11	Aixa Wone Aranaz	5th	F	6-3	Pamplona, Spain	IES Joaquim Blume/Ohio State
12	Jada Bediako	Fr.	F/C	6-3	Brampton, Ontario	Southwest Academy
13	Kayla Blackshear	Jr.	F	6-1	Orlando, Fla.	Lake Highland Prep/Alabama
15	Avyonce Carter	Sr.	G	5-10	Norcross, Ga.	Wesleyan
20	Ariadna Termis	Fr.	C	6-6	Zaragoza, Spain	IES Joaquim Blume Barcelona
21	Sydney Johnson	5th	G	5-9	Powder Springs, Ga.	The Lovett School/Boston U.
22	Inés Noguero	So.	G	5-9	Gijón, Spain	Joaquim Blume
23	Rusne Augustinaite	Fr.	G	6-0	Šiauliai, Lithuania	Montverde Academy (Fla.)
25	Kara Dunn	So.	G	5-11	Dallas, Ga.	Mount Paran Christian School
32	D'Asia Thomas-Harris	Fr.	G/F	6-2	Katy, Texas	Houston Christian

Alphabetical

No.	Name	YR	POS	HT	Hometown	High School/Last School
11	Aixa Wone Aranaz	5th	F	6-3	Pamplona, Spain	IES Joaquim Blume/Ohio State
23	Rusne Augustinaite	Fr.	G	6-0	Šiauliai, Lithuania	Montverde Academy (Fla.)
12	Jada Bediako	Fr.	F/C	6-3	Brampton, Ontario	Southwest Academy
13	Kayla Blackshear	Jr.	F	6-1	Orlando, Fla.	Lake Highland Prep/Alabama
15	Avyonce Carter	Sr.	G	5-10	Norcross, Ga.	Wesleyan
14	Anisa Clark	Sr.	G	5-7	McDonough, Ga.	Union Grove
25	Kara Dunn	So.	G	5-11	Dallas, Ga.	Mount Paran Christian School
21	Sydney Johnson	5th	G	5-9	Powder Springs, Ga.	The Lovett School/Boston U.
5	Tonie Morgan	So.	G	5-9	Tallahassee, Fla.	Florida State University Schools
22	Inés Noguero	So.	G	5-9	Gijón, Spain	Joaquim Blume
20	Ariadna Termis	Fr.	C	6-6	Zaragoza, Spain	IES Joaquim Blume Barcelona
32	D'Asia Thomas-Harris	Fr.	G/F	6-2	Katy, Texas	Houston Christian
1	Caitlyn Wilson	5th	G	5-10	Cordova, Tenn.	Arlington HS/Cincinnati

Head Coach: Nell Fortner (Texas, 1982) – 5th season

Associate Head Coach: Blanche Alverson (Auburn, 2013) – 5th season

Assistant Coach: LaSondra Barrett (LSU, 2011) – 2nd season

Assistant Coach: Michael Scruggs (Tennessee, 2008) – 1st season

Assistant Coach/Director of Recruiting Operations: Caleb Currier

Director of Operations: Ashlee Villarreal

Director of Scouting and Video Operations: Greg Callan

Director of External Operations/NIL Liaison: Becca Bornhorst

Creative Director: Jayda Hill

Graduate Manager: Lauren James

Athletic Trainer: Rachel Stewart

Strength & Conditioning Coach: Shannon Jackson



McCamish Pavilion (8,600)

MCCAMISH PAVILION HIGHLIGHTS

- Groundbreaking: May 5, 2011
- Opening: October, 2012
- Capacity: 8,600
- Club seating
- Center-hung scoreboard
- Primarily chairback seating
- Grand entrance (10th & Fowler)
- Alexander Memorial Courtyard (on Fowler Street)
- Theatrical lighting
- 2,500 cubic yards of concrete removed
- 3,000 cubic yards of concrete installed
- 500 tons of new steel installed
- Over 1 mile of new railing installed
- 20,000 gallons of paint
- 2,000 feet of new mechanical piping
- 2,500 feet of new ductwork
- \$4M in new audio-visual and scoreboards
- 50 TV's throughout the concourse and Callaway Club
- Farthest distance material has traveled to get on site: 4,835 miles
- Shortest distance material has traveled to get on site: 1 mile
- Number of Tech alumni involved in the project: Over 100
- Number of days construction took: 520
- Number of 1950's old style Coke bottles found while installing the underground foundations: 11
- Number of new staircases: 13
- Number of new sports lights for the competition floor: Over 300
- 270-degree court view from concourse

WOMEN'S BASKETBALL IN MCCAMISH

HISTORY

Record in McCamish Pavilion (11 seasons): 131-57 (.697)

First Game in McCamish Pavilion: L, 54-71 vs. #20/16 Tennessee, Nov. 11, 2012

Most Points Scored in McCamish Pavilion: 105 vs. Morgan State, Nov. 16, 2014


Largest Home Crowd in McCamish Pavilion: 5,517 vs. #20/16 Tennessee, Nov. 11, 2012

LARGEST HOME CROWDS

Includes both Alexander Memorial Coliseum and McCamish Pavilion

1.	11/21/10	#1/1 UConn	L, 71-51	7,325
2.	2/8/95	#11/11 UNC	L, 84-62	6,621
3.	12/5/08	Georgia	W, 57-42	6,212
4.	2/7/99	#9/11 Duke	L, 74-73	6,058
5.	11/11/12	#20/16 Tenn.	L, 54-71	5,517
6.	12/9/22	#3/2 UConn	W, 57-44	4,587
7.	1/23/93	#10 Virginia	L, 107-81	4,158
8.	2/21/93	Wake Forest	W, 85-72	4,136
9.	2/16/03	Virginia	L, 56-54	4,044
10.	1/26/02	Clemson	W, 83-78	3,965
11.	12/13/09	MVSU	W, 89-41	3,864
12.	1/20/96	#7/7 Virginia	L, 79-58	3,849
13.	1/8/04	#1/2 Duke	L, 45-77	3,833
14.	2/11/96	Wake Forest	W, 75-65	3,827
15.	2/18/99	#17/17 Virginia	L, 73-86	3,812
16.	1/13/03	#1/1 Duke	L, 59-79	3,592
17.	1/9/00	#14/10 Duke	L, 45-64	3,512
18.	2/27/94	Duke	W, 64-56	3,385
19.	2/10/08	#3/3 UNC	L, 61-75	3,257

Bold = McCamish Pavilion





STUDENT-ATHLETES & STAFF

Student-Athlete Profiles	6-17
Coaches Profiles	18-23
Administration	24-25

STUDENT-ATHLETE PROFILES

**AIXA WONE ARANAZ #11**

5th Yr. • 6'3"

Forward

Pamplona, Spain

IES Joaquim Blume

BIO

2022-23 (Senior): Took the floor in 28 games and started 22... Averaged 19.5 minutes per game... Contributed eight points and four rebounds versus South Florida (11/25)... Accounted for five rebounds against Air Force (11/26)... Played 27 minutes against Belmont (11/27) and finished with five rebounds and two points... Contributed four points, three rebounds, an assist and block in first start of the season at Michigan State (12/1)... Pulled down three rebounds in win against Central Michigan (12/11)... Added four points, three rebounds and an assist at Boston College (12/18)... Contributed four points and four rebounds against Florida State (1/1)... Notched first double-figure scoring game with 10 points at Wake Forest (1/8)... Hit two field goals

against No. 16/19 Duke (1/15) to finish with four points... Hit a field goal in win over No. 15/13 NC State (2/2)... Added four points, two rebounds and two steals at Miami (2/5)... Collected career-high seven rebounds against Pitt (2/12), while tying personal-best with three assists... Finished with five points, hitting a free throw, in win against Wake Forest (2/16)... Pulled down career-high nine rebounds at No. 10 Notre Dame (2/23) to lead Tech on the boards... Hit a field goal and recorded a rebound and steal against Boston College (3/1) in the first round of the ACC Tournament.

2021-22 (Junior): Took the floor in 28 outings, playing season-high 17 minutes against Wake Forest in the ACC Tournament second round... Averaged 6.8 minutes per game... Finished the season averaging 0.8 points and 0.8 rebounds per game... Scored season-high six points twice against Boston University and Florida State... Pulled down three rebounds and had an assist in season-opener at Central Michigan (11/9)... Added four points in win over Kennesaw State (11/11), hitting a field goal and going 2-for-2 from the free throw line... Pulled down two rebounds in win against Wake Forest (12/19) playing six minutes... Saw season-high 14 minutes of playing time against Boston University (12/21) and hit three field goals to finish with six points... Provided valuable minutes off the bench against Florida State (1/13) and finished with six points to match her season-high, hitting three field goals... Dished out an assist and pulled down a rebound against Clemson (2/13) in 11 minutes of playing time... Pulled down

**CAREER STATS (OHIO STATE & GEORGIA TECH)**

Year	GP	GS	Min	Avg	Total			3-Point			FT	F-Throw		Off	Def	Rebounds		PF	FO	Ast	TO	Blk	Stl	Pts	Avg
					FG	FGA	Pct	FG	FGA	Pct		FTA	Pct			Tot	Avg								
2019-20	28	5	255	9.1	17	50	.340	2	16	.125	7	11	.636	15	22	37	1.3	33	1	17	26	1	8	43	1.5
2020-21	8	4	150	18.7	8	27	.296	0	2	.000	4	5	.800	9	12	21	2.6	12	0	13	4	1	2	20	2.5
2021-22	28	0	190	6.8	9	22	.409	0	1	.000	5	8	.625	13	10	23	0.8	26	0	9	17	3	2	23	0.8
2022-23	28	22	545	19.5	38	102	.373	0	2	.000	1	3	.333	33	41	74	2.6	59	0	22	29	6	11	77	2.8
GT Total	64	26	885	13.8	55	151	.364	0	5	.000	10	16	.625	55	63	118	1.8	97	0	44	50	10	15	120	1.9
TOTAL	92	31	1140	12.4	72	201	.358	2	21	.095	17	27	.630	70	85	155	1.7	130	1	61	76	11	23	163	1.8

ACC STATS

Year	GP	GS	Min	Avg	Total			3-Point			FT	F-Throw		Off	Def	Rebounds		PF	FO	Ast	TO	Blk	Stl	Pts	Avg
					FG	FGA	Pct	FG	FGA	Pct		FTA	Pct			Tot	Avg								
2020-21	5	4	86	17.2	5	14	.357	0	0	.000	1	1	1.000	5	2	7	1.4	5	0	8	2	1	2	11	2.2
2021-22	16	0	92	5.8	4	10	.400	0	0	.000	1	2	.500	4	5	9	0.6	13	0	4	7	2	1	9	0.6
2022-23	18	17	362	20.1	27	72	.375	0	1	.000	1	3	.333	21	27	48	2.7	42	0	16	20	4	7	55	3.1
TOTAL	39	21	540	13.8	36	96	.375	0	1	.000	3	6	.500	30	34	64	1.6	60	0	28	29	7	10	75	1.9

STUDENT-ATHLETE PROFILES

an offensive board, converting with a second chance layup against Miami (2/20)... Took the floor for 17 minutes against Wake Forest (3/3) in the second round of the ACC Tournament and contributed a field goal... Saw game action in the ACC Tournament quarterfinals against Notre Dame (3/4), securing a rebound... Appeared in Tech's NCAA Tournament game against Kansas (3/18) for 3:16 of action.

2020-21 (Sophomore): Took the floor in eight contests for Tech... Saw first action as a Yellow Jacket against Georgia State (11/25) and finished with five rebounds and two points... Pitched in five points, hitting 3-of-4 from the free throw line, and five rebounds against Georgia (11/29)... Grabbed four rebounds against Tulane (12/3)... Earned first start as a Yellow Jacket in ACC-opening win over Boston College (12/9)... Recorded her third start on the season against NC State (12/31) and blocked her first shot of the season... Posted four points and four rebounds in second meeting at Notre Dame (1/3)... Earned the start at Clemson (1/7) and dished out an assist.

At Ohio State (2019-20): Appeared in 28 games as a freshman at Ohio State, making five starts... Finished with 43 points, 37 rebounds, 17 assists and eight steals... Scored season-high 12 points against Ohio, going 5-for-8 from the floor... Played season-high 28 minutes at Sacramento State, finishing with five points, six rebounds and three assists.

PREP: Member of multiple Spanish National Teams... Helped lead U16 Spanish National Team to 2016 Women's European Championship gold medal, averaging 8.6 points, 4.1 rebounds and 25.6 minutes per game... Member of U18 National Team that captured silver at European Championship... Helped lead U19 National Team to bronze medal at World Cup Championship in Thailand, averaging 8.7 points and 6.4

rebounds... Participated in U17 and U20 European Championships... Also played in U18 3x3 World and European Championships... Ranked No. 15 international prospect by ProspectsNation.com.

PERSONAL: Chose Georgia Tech because of the education, team and location... Lists most memorable athletic accomplishment as winning third place at the 2019 World Cup Championship... Intends to major in psychology.



STUDENT-ATHLETE PROFILES



ANISA CLARK

#4

Sr. • 5'7"

Guard

McDonough, Ga.

Union Grove

BIO

2022-23 (Junior): Took the floor in two outings...Made first appearance against Kennesaw State (11/13), attempting a field goal...Saw 1:26 minutes of action against Furman (12/21) and attempted a three-pointer.

2021-22 (Sophomore): Took the floor in three outings...Saw first game action in home-opener against Kennesaw State (11/11)...Saw game action against Wake Forest (12/19)...Took the floor against Boston University (12/21).

2020-21 (Freshman): Saw action in three outings in her inaugural season for the Yellow Jackets...Took the floor in the final minute against Georgia State (11/25) in season-opening action...Hit a long distance three-pointer at Wake Forest (1/21) for first

collegiate field goal...Took the floor in the final minute against West Virginia (3/23) in NCAA Tournament second round action.

PREP: Attended Union Grove High School...Played for coach Dock Gammage and served as team captain her senior season...Was named Henry County All-Star Team in 2020...Tabbed 2020 Offensive Player of the Year...Also competed in track and field in shot put and discus...Received Scholar-Athlete Award three times (2017, 2019 and 2020)...Served as president of UGHS National Honor Society as a senior...Received 2020 Cindy Schell Geller Most Outstanding Student Award...President of UGHS HOSA Future Health Professionals (2019-20) and was president-elect in 2018-19...Was Student Council Class Secretary as a junior and Reading Bowl Secretary as a sophomore...Member of National Spanish Honor Society (2018-20) and Beta Club (2017-20)...Allied Health and Medicine Certified Pathway completer.

PERSONAL: Chose Georgia Tech to be challenged both academically and athletically, it would prepare her for a successful career post-graduation, and the city of Atlanta...Began playing basketball at age seven when her parents encouraged her to sign up for a local church basketball league...Lists most memorable non-athletic accomplishment as graduating high school with a perfect GPA...Lists hitting the game-winning three-pointer that allowed Union Grove to earn the three seed in the state playoffs as most memorable athletic accomplishment.



CAREER STATS

Year	GP	GS	Min	Avg	Total			Pct	3-Point			Pct	FT	F-Throw		Pct	Off	Def	Rebounds		PF	FO	Ast	TO	Blk	Stl	Pts	Avg
					FG	FGA			FG	FGA				FTA					Tot	Avg								
2020-21	3	0	4	1.2	1	1	1.000		1	1	1.000	0	0	0		.000	0	0	0	0.0	1	0	0	0	0	0	3	1.0
2021-22	3	0	4	1.4	0	3	.000		0	3	.000	0	0	0		.000	0	0	0	0.0	0	0	0	0	0	0	0	0.0
2022-23	2	0	2	1.1	0	2	.000		0	1	.000	0	0	0		.000	0	0	0	0.0	0	0	0	0	0	0	0	0.0
TOTAL	8	0	10	1.2	1	6	.167		1	5	.200	0	0	0		.000	0	0	0	0.0	1	0	0	0	0	0	3	0.4

ACC STATS

Year	GP	GS	Min	Avg	Total			Pct	3-Point			Pct	FT	F-Throw		Pct	Off	Def	Rebounds		PF	FO	Ast	TO	Blk	Stl	Pts	Avg
					FG	FGA			FG	FGA				FTA					Tot	Avg								
2020-21	1	0	2	1.8	1	1	1.000		1	1	1.000	0	0	0		.000	0	0	0	0.0	1	0	0	0	0	0	3	3.0
2021-22	1	0	0.4	0.8	0	0	.000		0	0	.000	0	0	0		.000	0	0	0	0.0	0	0	0	0	0	0	0	0.0
2022-23	0	0	0	0.0	0	0	.000		0	0	.000	0	0	0		.000	0	0	0	0.0	0	0	0	0	0	0	0	0.0
TOTAL	2	0	2	1.2	1	1	1.000		1	1	1.000	0	0	0		.000	0	0	0	0.0	1	0	0	0	0	0	3	1.5

STUDENT-ATHLETE PROFILES



AVYONCE CARTER #15

Sr. • 5'10"
Guard
Norcross, Ga.
Wesleyan

BIO

2022-23 (Junior): Took the floor in 26 outings... Played six minutes against Georgia (11/20), hitting a pair of three-pointers to match season-best performance... Scored seven points and tied season-high two free throws versus South Florida (11/25)... With four rebounds at Michigan State (12/1), tied for team lead on the glass... Played four minutes in win at Belmont (12/4) and recorded first assist of the season against the Bruins... Came off the bench for nine minutes against Central Michigan (12/11) and recorded an assist and steal... Pulled down season-high five rebounds at Boston College (12/18)... Came off the bench to score a season-high nine points in win against Syracuse (1/19), hitting two field goals and going 4-for-4 at the free throw line... Matched season-high nine points at No. 17 North Carolina (1/22), hitting two three-pointers, while securing three rebounds... Added four points, a steal and an assist in win over Clemson (1/26)... Added five points, a steal and rebound in win over No. 15/13 NC State (2/2)... Hit a field goal and a free throw at Clemson (2/9)... Hit a pair of three-pointers against Pitt (2/12), finishing with eight points... Connected on two three-pointers at No. 10 Notre Dame (2/23) and finished with eight points and

two steals... Added eight points, three rebounds and two steals against No. 9 Virginia Tech (2/26)... Played 23 minutes against Boston College (3/1) in first round of the ACC Tournament.

2021-22 (Sophomore): Saw action in 30 games... Averaged 11.2 minutes per game off the bench... Contributed 3.3 points per game... Shot 33.3 percent (33-99) from the field and 58.5 percent (31-53) from the free throw line... Played seven minutes in season-opener at Central Michigan (11/9) and scored six points off two field goals and two free throws... Recorded first career block in win against Kennesaw State (11/11), while finishing with three points and an assist... Played career-high 17 minutes at ETSU (11/17) and finished with four points, hitting a pair of field goals... Hit two field goals and a free throw to finish with five points against Hofstra (11/24) while recording a steal... Pulled down a personal-best six rebounds at Purdue (12/1), including four offensive... Played 10 minutes in win at Georgia (12/5) and hit a field goal... Played seven minutes in win against No. 3/2 UConn (12/9), contributing solid minutes off the bench... Scored a career-high 14 points against Furman (12/12) for her first double-figure offensive outing in her collegiate career... Went 6-for-9 at the free throw line against the Paladins, both marking personal-bests, to help Tech to victory... Played 17 minutes against No. 3/2 Louisville (1/2) and posted three rebounds, two points and an assist... Contributed nine points, four rebounds, two assists and two steals in win over Virginia (1/9)... Dished out career-high three assists at Pitt (1/11)... Went 3-for-4 from the free throw line against Boston College (1/27)... Pulled down five rebounds at Clemson (1/30)... Saw seven minutes of action against Clemson (2/13)... Finished with five rebounds and four points against Miami (2/20)... Provided a spark off the bench at Florida State (2/24), finishing with six points... Recorded second double-figure scoring out at Wake Forest (2/27), finishing with 11 points on five field goals and a free throw... Combined for 21 minutes of game action in ACC Tournament... Played 17 minutes



CAREER STATS

Year	GP	GS	Min	Avg	Total			3-Point			FT	F-Throw			Rebounds		PF	FO	Ast	TO	Blk	Stl	Pts	Avg	
					FG	FGA	Pct	FG	FGA	Pct		FTA	Pct	Off	Def	Tot									Avg
2020-21	15	0	101	6.7	9	33	.273	2	20	.100	9	13	.692	5	11	16	1.1	11	0	2	9	0	4	29	1.9
2021-22	30	0	335	11.2	33	99	.333	1	24	.042	31	53	.585	29	40	69	2.3	25	0	11	23	1	13	98	3.3
2022-23	26	0	311	11.9	27	77	.351	13	42	.310	18	23	.783	17	25	42	1.6	32	0	9	14	3	14	85	3.3
TOTAL	71	0	747	10.5	69	209	.330	16	86	.186	58	89	.652	51	76	127	1.8	68	0	22	46	4	31	212	3.0

ACC STATS

Year	GP	GS	Min	Avg	Total			3-Point			FT	F-Throw		Rebounds				PF	FO	Ast	TO	Blk	Stl	Pts	Avg
					FG	FGA	Pct	FG	FGA	Pct		FTA	Pct	Off	Def	Tot	Avg								
2020-21	13	0	85	6.6	9	29	.310	2	16	.125	5	7	.714	5	7	12	0.9	10	0	0	6	0	3	25	1.9
2021-22	17	0	174	10.3	16	44	.364	0	4	.000	18	30	.600	14	23	37	2.2	17	0	7	10	0	7	50	2.9
2022-23	15	0	190	12.7	19	54	.352	9	28	.321	13	16	.813	14	14	28	1.9	17	0	5	6	1	8	60	4.0
TOTAL	45	0	449	10.0	44	127	.346	11	48	.229	36	53	.679	33	44	77	1.7	44	0	12	22	1	18	135	3.0

STUDENT-ATHLETE PROFILES

against Wake Forest (3/3) in second round action and posted three rebounds and two points...Hit a field goal and free throw against Notre Dame (3/4) in the quarterfinals... Finished with five points, two rebounds and an assist in 13 minutes of playing time against Kansas (3/18) in Tech's NCAA Tournament first round game...Went 2-for-4 from the field, including hitting a three-pointer, against the Jayhawks.

2020-21 (Freshman): Took the floor in 15 contests as a Yellow Jacket... Pitched in four points at the free throw line in Tech's season-opener against Georgia State (11/25)...Contributed seven points in ACC win over Boston College (12/9), going 2-for-3 from the field, including a three-pointer...Contributed seven points against No. 3 NC State (12/31) hitting three field goals, including a 3-pointer...Also collected four rebounds against the Wolfpack...Hit a free throw at Wake Forest (1/21)...Played four minutes in win over Miami (2/16), hitting a field goal...Went 2-for-2 at the free throw line at North Carolina (2/25)...Saw action in the final minute against West Virginia (3/23) in NCAA Tournament second round action.

PREP: Attended Wesleyan School...Team captain junior and senior seasons... Helped lead team to 2017 and 2018 State Championships...State runner-up in 2019...Finished high school career third in school history in career points...Tabbed 2020 Region 5-A Player of the Year...2020 Georgia Athletic Coaches Association Class 1A North Player of the Year...2019 USA Today first team selection in Georgia...

Named Atlanta Journal Constitution first team class A private all-State team in 2019 and second team in 2018...Four star recruit...Ranked No. 7 in position and No. 66 overall by ESPN.

PERSONAL: Chose Georgia Tech because of the academic excellence, proximity to home and the family atmosphere with her teammates...Started playing basketball around age 12 after watching it on tv...Lists scoring her 1,000 career point at Wesleyan as most memorable athletic accomplishment...Intends to major in business.



STUDENT-ATHLETE PROFILES



KAYLA BLACKSHEAR #13

Jr. • 6'1"

Forward

Orlando, Fla.

Alabama/Lake Highland Prep

BIO

2022-23 (Sophomore): Appeared in all 30 games and earned the start in 22... Averaged 7.5 points and team-best 6.4 rebounds per game... Averaged 27.0 minutes per game... Led team in rebounding in 11 outings... Owned five games in double-figure rebounding... Recorded two double-doubles... Pulled down six rebounds against Belmont (11/27) to go with four points... Led Jackets with 10 rebounds (including seven offensive) in win at Belmont (12/4), while finishing with four points and a block... Recorded second consecutive double-figure rebounding game with 10 boards against Central Michigan (12/11), while adding four points and two steals... Owned five rebounds and two points at Boston College (12/18)... Finished with six points and four rebounds against Furman (12/21) off the bench... Played full 40 minutes at Virginia (12/29), finishing with six points and five rebounds... Led Jackets in rebounding against Florida State (1/1) with nine boards... Added eight points, nearly missing a double-double... Broke through at Wake Forest (1/8) with first collegiate double-double with career-highs 16 points and 13 rebounds... Recorded second-straight double-double with career-high 18 points and game-high 11 rebounds against Miami (1/12)... Posted third-straight double-figure scoring game with 14 points against No. 16/19 Duke (1/15)... Added 10 points in win against Syracuse (1/19) for fourth-straight game scoring in double-figures... Pulled down five rebounds at No. 17 North Carolina

(1/22), but was held to one free throw in scoring... Nearly missed a double-double with career-high 19 points and eight rebounds against Clemson (1/26), while swiping season-high five steals... Posted strong stat line with seven points and six rebounds in win over No. 15/13 NC State (2/2)... Notched 12 points and a career-high four assists at Miami (2/5), and secured three rebounds... Pitched in four points and four rebounds at Clemson (2/9)... Nearly missed a double-double against Pitt (2/12) with 11 rebounds and nine points, while dishing out four assists... Just missed a double-double against Wake Forest (2/16) with nine rebounds and six points... Finished just shy of a double-double with 10 points and seven rebounds at No. 24 Florida State (2/19)... Finished with six points and five rebounds at No. 10 Notre Dame (2/23)... Added seven points and five rebounds against No. 9 Virginia Tech (2/26)... Tallied eight points, four rebounds, three steals and two assists against Boston College (3/1) in the first round of the ACC Tournament.

AT ALABAMA: Appeared in Crimson Tide's first three games of the 2021-22 season... Averaged 10.2 minutes per game off the bench... Helped Alabama to a 2-1 record to open the season... Contributed 5.0 points and 3.0 rebounds in those three outings... Played 16 minutes in season-opener against Charleston Southern and finished with nine points and six rebounds in the win... Against Southern Mississippi, went 4-for-4 from the free throw line and finished with six points... In three games, shot 66.7 percent (4-for-6) from the field and 87.5 percent (7-for-8) from the free throw line.

PREP: Attended Lake Highland Prep... Ranked the No. 75 overall recruit in ESPNW's 2021 class in 2020... Averaged 11.6 points, 7.1 rebounds, 1.5 steals and 1.0 blocks per game at Lake Highland Prep... Shot nearly 42 percent from the floor... Helped Lake Highland Prep claim the 2020 Florida High School Athletic Association's 4A State Championship.



CAREER STATS (AT ALABAMA AND GEORGIA TECH)

Year	GP	GS	Min	Avg	Total			3-Point			F-Throw			Off	Def	Rebounds		PF	FO	Ast	TO	Blk	Stl	Pts	Avg
					FG	FGA	Pct	FG	FGA	Pct	FT	FTA	Pct			Tot	Avg								
2021-22	3	0	31	10.3	4	6	.667	0	0	.000	7	8	.875	4	5	9	3.0	5	0	0	2	0	2	15	5.0
2022-23	30	22	809	27.0	84	208	.404	0	5	.000	56	72	.778	97	96	193	6.4	57	0	33	40	8	26	224	7.5
GT TOTAL	30	22	809	27.0	84	208	.404	0	5	.000	56	72	.778	97	96	193	6.4	57	0	33	40	8	26	224	7.5
TOTAL	33	22	840	25.4	88	214	.411	0	5	.000	63	80	.788	101	101	202	6.1	62	0	33	42	8	28	239	7.2

ACC STATS

Year	GP	GS	Min	Avg	Total			3-Point			F-Throw			Off	Def	Rebounds		PF	FO	Ast	TO	Blk	Stl	Pts	Avg
					FG	FGA	Pct	FG	FGA	Pct	FT	FTA	Pct			Tot	Avg								
2022-23	18	17	562	31.2	65	151	.430	0	3	.000	29	42	.690	60	62	122	6.8	37	0	23	21	4	18	159	8.8
TOTAL	18	17	52	31.2	65	151	.430	0	3	.000	29	42	.690	60	62	122	6.8	37	0	23	21	4	18	159	8.8

STUDENT-ATHLETE PROFILES



KARA DUNN

#25

So. • 5'11"

Guard

Dallas, Ga.

Mount Paran Christian School

BIO

2022-23 (Freshman): Appeared in 28 games and started last 14 before being sidelined due to injury... Finished fourth on the team in scoring, averaging 7.6 points per game... Averaged 21.7 minutes per game... Shot 42.9 percent from the field for second-highest team field goal percentage... Made collegiate debut in season-opener against Georgia State (11/10) and totaled five points on three free throws and a field goal... Notched 13 points and five rebounds against Kennesaw State (11/13) on four field goals and four free throws... Went perfect 4-for-4 from the free throw line against USF (11/25) and finished with six points... Finished with nine points and four rebounds against Air Force (11/26)... Contributed eight points and seven rebounds against Belmont (11/27)... Contributed four points, two rebounds, a block and steal in win at Michigan State (12/1)... Pulled down six rebounds (including four offensive) in win at Belmont (12/4)... Recorded second double-figure scoring performance with 10 points against Central Michigan (12/11) and had two assists... Recorded second consecutive game in double-figures with 11 points at Boston College (12/18), while tying team-high with seven rebounds... Added seven points and six rebounds against Furman (12/21)... Led Georgia Tech with 17 points at Louisville (1/5), hitting a pair of three-pointers... Posted second-straight game in double-figures with 12 at Wake Forest (1/8)... Played 30 minutes against Miami (1/12) and added five points, three rebounds and two steals... Despite being held scoreless against No. 16/19 Duke (1/15), dished out a personal-best four assists against the Blue Devils... Hit four field goals for nine points at No. 17 North Carolina (1/22), while pulling down six rebounds... Totaled 13

points, three rebounds, two assists and a block in win over Clemson (1/26)... Totaled four points, two rebounds and two assists at Miami (2/5)... Added seven points and two assists at Clemson (2/9)... Led all scorers with 20 points against Pitt (2/12), hitting eight field goals and three free throws... Also finished with six rebounds, one assist, one block and a steal against Pitt... Notched second-straight 20-plus point game with a new career-high 21 points against Wake Forest (2/16), hitting eight field goals and four free throws... Chipped in 16 points, four rebounds, three assists and a block at No. 24 Florida State (2/19)... Led Tech with nine points in first half at No. 10 Notre Dame (2/23).

PREP: Attended Mount Paran Christian School in Kennesaw, Ga... Helped lead Eagles to their first-ever Class A Private state championship (2022) contributing 30 points, six rebounds, three assists and two blocks in the title game... Tabbed GHSA Region 7 Player of the Year her junior and senior years... 2022 Atlanta Tipoff Club Metro Player of the Year... 2022 GACA Player of the Year... 2022 Atlanta Journal Constitution All-State Player of the Year and All-State First Team honoree... Earned several recognitions from Sandy Spiel in 2022 including: all-state Ms. Basketball, first team, all-state A-private player of the year, all-state A-private first team... Named basketball's most valued player three times (2019-21)... Multi-sport athlete competing in volleyball... Lettered three years as a middle hitter... Helped volleyball to 2021 1A Private State Volleyball Championship... Volleyball GHSA region 7 player of the year and first-team All-State after leading team in kills, hitting percentage and total blocks... Highly-touted prospect... Ranked No. 1 small forward in Georgia by Sandy Spiel... No. 2 overall class of 2022 recruit in Georgia by PrepGirlsHoops... Ranked No. 49 by ASGR and No. 61 by ESPN.

PERSONAL: Chose Georgia Tech because of the women's basketball program, academics and proximity to home... Intends to major in business... Started playing basketball in kindergarten with her father as her coach... Lists most memorable athletic accomplishment to date as winning both volleyball and basketball state championships her senior year in 2021... Mother, Stephanie, played basketball at the University of Georgia.



CAREER STATS

	Total							3-Point			F-Throw			Rebounds											
Year	GP	GS	Min	Avg	FG	FGA	Pct	FG	FGA	Pct	FT	FTA	Pct	Off	Def	Tot	Avg	PF	FO	Ast	TO	Blk	Stl	Pts	Avg
2022-23	28	14	606	21.7	82	191	.429	14	56	.250	36	49	.735	53	40	93	3.3	53	0	39	40	8	22	214	7.6
TOTAL	28	14	606	21.7	82	191	.429	14	56	.250	36	49	.735	53	40	93	3.3	53	0	39	40	8	22	214	7.6

ACC STATS

	Total							3-Point			F-Throw				Rebounds											
Year	GP	GS	Min	Avg	FG	FGA	Pct	FG	FGA	Pct	FT	FTA	Pct	Off	Def	Tot	Avg	PF	FO	Ast	TO	Blk	Stl	Pts	Avg	
2022-23	17	14	417	24.5	58	131	.443	11	45	.244	22	29	.759	27	25	52	3.1	39	0	29	29	5	12	149	8.8	
TOTAL	17	14	417	24.5	58	131	.443	11	45	.244	22	29	.759	27	25	52	3.1	39	0	29	29	5	12	149	8.8	

STUDENT-ATHLETE PROFILES


TONIE MORGAN **#5**

So. • 5'9"

Guard

Tallahassee, Fla.

Florida State University Schools

BIO

2022-23 (Freshman): ACC All-Freshman Team... Two-time ACC Rookie of the Week (Jan. 23, Feb. 6)... Led Tech in rebounding 12 times and scoring four times... Finished second on the team in scoring, averaging 9.8 points per game... Led Jackets with 114 assists on the season... Second on the team in rebounding, averaging 5.6 rebounds per game... Recorded 16 games in double-figure scoring... Appeared in all 30 games and started 29... Boasted team-best four double-doubles on the season... Made collegiate debut in season-opener against Georgia State (11/10)... Notched first double-figure scoring out at Auburn (11/16) with 10 points, converting 4-of-6 at the free throw line, and had four assists... Scored personal-best 17 points versus South Florida (11/25) and led team in rebounds with seven... One rebound shy of a double-double with 14 points and nine rebounds against Air Force (11/26)... Pulled down four rebounds in win at Michigan State (12/1), tying for team lead on the glass... Added 15 points in win at Belmont (12/4), dropping 11 in the second half... Contributed eight points, three rebounds and three assists in win against Central Michigan (12/11)... Added 11 points on five field goals at Boston College (12/18)... Nearly missed a triple-double with 11 points, 10 rebounds and eight assists against Furman (12/21)... Recorded first collegiate double-double against the Paladins behind career-high in rebounds... Finished with 12 points on five field goals at Virginia (12/29), while dishing out five assists... Went 5-for-7 at the free throw line against Florida State (1/1) and finished with nine points... Added eight points and seven rebounds at Louisville (1/5), with two assists... Despite recording season-high seven turnovers against Miami (1/12), finished with eight points, six rebounds and five assists... Dropped in 10 points against

No. 16/19 Duke (1/15), hitting five free throws and a three-pointer... Dominated against Syracuse (1/19), finishing with 16 points and a career-high 15 rebounds for second double-double, while adding two assists... Led Jackets with 15 points and eight rebounds at No. 17 North Carolina (1/22) for third-straight double-figure scoring game, earning her ACC Rookie of the Week... Finished with 13 points and 12 assists against Clemson (1/26) for her third double-double of the season... Added five rebounds and two steals in the win... Recorded second-straight double-double with 17 points and 10 assists in win over No. 15/13 NC State (2/5), matching her career-high in scoring for her fifth-consecutive game scoring in double figures... Chipped in 10 points and six assists at Miami (2/5)... Added 12 points against Pitt (2/12), seven rebounds and four assists... Dropped in 15 points in win against Wake Forest (2/16), while adding six assists... Recorded third game with double-figure rebounding totals, pulling down team-high 11 rebounds at No. 24 Florida State (2/19)... Added eight points against the Seminoles to just miss a double-double... Finished with seven points, team-leading seven rebounds and four assists against No. 9 Virginia Tech (2/26)... Added 18 points in ACC Tournament first round game against Boston College (3/1), hitting eight field goals and four assists, while securing team-high six rebounds.

PREP: Attended Florida State University Schools... Played six varsity seasons at Florida High... Tabbed No. 24-ranked prospect by ESPN Hoopgurlz... Two-year team captain... Three-time first team all-Big Bend... Two-time Florida all-State nominee... 2022 McDonalds All-American nominee... 2022 All-Big Bend Girls Basketball Player of the Year... Helped Seminoles to 2022 state semifinal run, district title and regional title... 2022 All-Big Bend Girls Basketball Co-Player of the Year... 2021 Florida Panhandle High School Sports Award Female Player of the Year... 2021 Naismith High School Player of the Year watchlist... Finished high school career with over 2,000 points... Two-sport athlete competing in track and field in long jump, high jump, hurdles and 4x4 relay.

PERSONAL: Chose Georgia Tech because of the academics, women's basketball program and life after basketball opportunities... Has two siblings... Started playing basketball at three years old with her brothers... National AAU high jump champion at 12 years old.



CAREER STATS

	Total							3-Point			F-Throw			Rebounds											
Year	GP	GS	Min	Avg	FG	FGA	Pct	FG	FGA	Pct	FT	FTA	Pct	Off	Def	Tot	Avg	PF	FO	Ast	TO	Blk	Stl	Pts	Avg
2022-23	30	29	851	28.4	103	252	.409	8	42	.190	79	115	.687	40	129	169	5.6	65	0	114	99	4	27	293	9.8
TOTAL	30	29	851	28.4	103	252	.409	8	42	.190	79	115	.687	40	129	169	5.6	65	0	114	99	4	27	293	9.8

ACC STATS

Year	GP	GS	Min	Avg	Total			3-Point			FT	F-Throw			Off	Def	Rebounds		PF	FO	Ast	TO	Blk	Stl	Pts	Avg
					FG	FGA	Pct	FG	FGA	Pct		FTA	Pct	Tot			Avg									
2022-23	18	17	546	30.3	64	150	.427	8	28	.286	41	62	.661	20	87	107	5.9	39	0	80	64	3	17	177	9.8	
TOTAL	18	17	546	30.3	64	150	.427	8	28	.286	41	62	.661	20	87	107	5.9	39	0	80	64	3	17	177	9.8	

STUDENT-ATHLETE PROFILES



INÉS NOGUERO

#22

So. • 5'9"

Guard

Gijón, Spain

IES Joaquim Blume

start at Louisville (1/5), posting four points and four rebounds... Contributed six points and hit personal-best two free throws against Miami (1/12)... Added four points, two rebounds, a steal and an assist at No. 17 North Carolina (1/22)... Missed final seven games of the season due to injury.

PREP: Shooting guard who brings wealth of international playing experience with Spanish National Team... Placed first in U17 3x3 event in Europe in 2021... Placed third in world in a skills championship in 2020... Multi-sport athlete also competing in swimming.

BIO

2022-23 (Freshman): Appeared in 19 games and earned the start in six... Made collegiate debut against Georgia State (11/10), playing just over four minutes and pulling down first collegiate rebound... Scored first collegiate points against Kennesaw State (11/13), hitting a field goal... Dished out two assists against Air Force (11/26)... Added six points on two three-pointers in win at Michigan State (12/1)... Recorded first double-figure scoring performance with 10 points against Central Michigan (12/11), hitting two three-pointers and a pair of field goals... Connected on three field goals, including a three-pointer, to contribute seven points against Furman (12/21)... Also pulled down season-high six rebounds against Paladins... Hit a three-pointer against Virginia (12/29)... Led Tech offensively against Florida State (1/1) with a career-high 16 points, going 4-for-7 from three-point range and recording three steals... Earned first collegiate



CAREER STATS

Year	GP	GS	Min	Avg	Total			3-Point			FT	F-Throw		Off	Def	Rebounds		PF	FO	Ast	TO	Blk	Stl	Pts	Avg
					FG	FGA	Pct	FG	FGA	Pct		FTA	Pct			Tot	Avg								
2022-23	19	6	209	11.0	26	79	.329	13	44	.295	3	4	.750	11	18	29	1.5	15	0	14	16	3	14	68	3.6
TOTAL	19	6	209	11.0	26	79	.329	13	44	.295	3	4	.750	11	18	29	1.5	15	0	14	16	3	14	68	3.6

ACC STATS

Year	GP	GS	Min	Avg	Total			3-Point			FT	F-Throw		Off	Def	Rebounds		PF	FO	Ast	TO	Blk	Stl	Pts	Avg
					FG	FGA	Pct	FG	FGA	Pct		FTA	Pct			Tot	Avg								
2022-23	12	6	144	12.1	16	56	.286	8	33	.242	3	4	.750	5	8	13	1.1	10	0	9	10	0	7	43	3.6
TOTAL	12	6	144	12.1	16	56	.286	8	33	.242	3	4	.750	5	8	13	1.1	10	0	9	10	0	7	43	3.6

STUDENT-ATHLETE PROFILES - NEWCOMERS

**RUSNE AUGUSTINAITE #23**

Fr. • 6'0"
Guard
Šiauliai, Lithuania
Montverde Academy (Fla.)

BIO

PREP: Attended Montverde Academy in Montverde, Fla. . . Helped program to a 2022 GEICO High School Nationals Championship . . . McDonald's All-American nominee . . . Also brings international playing experience with the Lithuanian National Team . . . Competed in the FIBA U19 Women's Basketball World Cup in Spain . . . Played

seven games for Lithuania, averaging 26.5 minutes, 10.0 points, 3.1 rebounds and 2.4 assists per game, while shooting 41.2 percent from the floor . . . Helped her home country bring home the 2022 U18 Women's European Championship title . . . Playing in Greece and facing Spain in the championship game, earned the start, played 25 minutes and finished with five points, two rebounds, one assist and one steal . . . Also helped guide Lithuania to a runner-up finish in the 2019 U16 Women's European Championship after averaging 24.3 minutes, 6.3 points, 2.9 rebounds and 1.6 assists in the tournament.

PERSONAL: Chose to attend Georgia Tech because of the family environment, prestigious institution, basketball program and location . . . Started playing basketball at the age of three . . . Lists most memorable athletic accomplishment as winning the 2022 U18 Women's European Championship.

**JADA BEDIAKO #12**

Fr. • 6'3"
Forward/Center
Brampton, Ontario
Southwest Academy

BIO

PREP: Attended Southwest Academy . . . Brings international experience as a member of the Canadian National Team . . . Participated in the 2023 FIBA U19 Women's Basketball World Cup in Spain, guiding Canada to a bronze medal finish . . . Saw action in six games, averaging 7.4 minutes, 1.7 points and 1.3 rebounds per game . . . Helped Canada to a fourth-place finish at the 2022 U17 World Cup . . . Also competed in the 2021 U16 FIBA Americas, placing second with Canada, averaging 7.5 points and 5.0

rebounds per game.

PERSONAL: Lists her most memorable athletic accomplishment as earning a spot on the Canadian National Team . . . Hails from a basketball family with two brothers competing at the collegiate level . . . Chose Georgia Tech because of the coaching staff, team dynamic and program history.

**ARIADNA TERMIS #20**

Fr. • 6'6"
Center
Zaragoza, Spain
IES Joaquim Blume Barcelona

BIO

PREP: Brings international playing experience as a member of the Spanish National Team . . . Helped her home country to a silver medal in the U19 World Cup and runner-up finish in the U18 Women's European Championships . . . Averaged 20.2 minutes, 5.0 points, 4.4 rebounds and 1.7 assists per game in the European Championships . . .

Helped Spain earn another medal in the 2022 U17 World Cup, capturing silver . . . In the title game against the United States, logged 17 minutes, three rebounds, two blocks and two points . . . Played a total of seven games in the tournament, averaging 20.0 minutes, 5.0 rebounds, 4.3 points and 1.0 assists per game . . . Played the 2021 and 2022 seasons with her club program, Segle XXI, helping the team to a LF 2 championship.

PERSONAL: Chose Georgia Tech because it is one of the top engineering schools, incredible program development and the campus . . . Started playing basketball at age six when her parents suggested she give it a try . . . Lists her most memorable athletic accomplishments as winning four medals with the Spanish National Team . . . Lists her most memorable non-athletic accomplishment as maintaining a strong GPA throughout high school . . . Participated in the virtual NBA Academy during summer 2021 and Basketball Without Borders in 2022.

**D'ASIA THOMAS-HARRIS #32**

Fr. • 6'2"
Guard/Forward
Katy, Texas
Houston Christian

BIO

PREP: Attended Houston Christian High School in Houston, Texas . . . Helped high school to a pair of Southwest Preparatory Conference (SPC) championships (2021-22, 2022-23) . . . Named co-MVP, all-SPC and all-region after her junior season in 2021-22 . . . In 2020-21, named MVP, all-SPC and first team all-state . . . Two-sport athlete

having also played volleyball . . . Also a member of the Cy Fair Nike EYBL team which won the Nike Nationals Girls EYBL Tournament in July 2023.

PERSONAL: Has four siblings . . . A member of the Black Student Union . . . Also a member of the Jr. NBA Court of Leaders, a youth leadership council comprised of 18 high school basketball players from across the country . . . Started playing basketball at age seven because her mother coached a team . . . Lists most memorable athletic accomplishments as the first girls team in high school history to win back-to-back state championships . . . Chose to attend Georgia Tech because of the education, atmosphere and athletics.

STUDENT-ATHLETE PROFILES

**SYDNEY JOHNSON #21**

5th Year • 5'9"

Guard

Powder Springs, Ga.

Boston University/The Lovett School

tournament team... Tabbed to the Patriot League all-rookie team in 2019-20 after starting 25-of-30 games

PREP: Attended The Lovett School in Atlanta, Ga... Named the 2019 Region AAA North GACA Player of the Year, Class AAA First Team All-State and McDonald's All-American nominee... Selected to the Georgia All-Star Game which features top players from classes 1A-7A across the state... Helped guide The Lovett School to a regional championship as a senior... Finished as the school's all-time leading scorer.

BIO

AT BOSTON UNIVERSITY: Played four seasons (2019-23) at Boston University before transferring to Georgia Tech... Became the first Terrier in program history to be named first team all-Patriot League multiple times in her career... Finished her career at Boston University ranked 11th in program history with 1,255 career points, eighth with 330 career assists, ninth with 483 career field goals made, and ninth with 12.0 points per game... Started 97 of her 105 career games played... Twice tabbed all-Patriot League first team (2022, 2023) and once to second team (2021)... Named to the all-Patriot League defensive team and tournament team in 2023... Selected as the all-Patriot League preseason player of the year ahead of the 2022-23 season... Led the Terriers with 107 assists and 55 steals, while ranking second with 12.8 points per game and a .402 three-point percentage her final season... Also named to the all-Patriot League tournament team in 2022 after averaging 15.7 points per game to lead the Terriers and rank fifth in the Patriot League... Averaged 17.1 points per game against Patriot League opponents to rank third in the league... Earned first all-Patriot League honors as a sophomore (2020-21) on the second team... Also named to the

**CAREER STATS (AT BOSTON UNIVERSITY)**

					Total			3-Point			F-Throw			Rebounds											
Year	GP	GS	Min	Avg	FG	FGA	Pct	FG	FGA	Pct	FT	FTA	Pct	Off	Def	Tot	Avg	PF	FO	Ast	TO	Blk	Stl	Pts	Avg
2019-20	30	25	902	30.1	87	250	.348	17	68	.250	36	65	.554	19	76	95	3.2	66	2	72	74	1	42	227	7.6
2020-21	15	14	451	30.0	73	167	.437	16	46	.348	17	25	.680	7	41	48	3.2	29	1	55	32	1	27	179	11.9
2021-22	28	27	954	34.1	170	406	.419	32	110	.291	68	91	.747	16	53	69	2.5	62	2	96	62	8	50	440	15.7
2022-23	32	31	969	30.3	153	370	.414	43	107	.402	60	80	.750	17	72	89	2.8	46	0	107	71	7	55	409	12.8
TOTAL	105	97	3275	31.2	483	1193	.405	108	331	.326	181	261	.693	59	242	301	2.9	203	5	330	239	17	714	1255	12.0

STUDENT-ATHLETE PROFILES



CAITLYN WILSON #1

5th Year • 5'11"

Guard

Cordova, Tenn.

Cincinnati/Arlington HS

BIO

AT CINCINNATI: Played three seasons at Cincinnati (2020-23) before transferring to Georgia Tech... Played in 77 games for the Bearcats, starting 42... Averaged 7.8 points and 1.8 rebounds, while shooting 32.6 percent from the field and 32.9 percent from three-point distance... Hit at least 50 three-pointers each season to finish sixth in the Cincinnati record book in three-pointers made with 163... Finished fourth on the team in scoring as a senior, averaging 6.6 points per game... Led Cincinnati with 54 made three-pointers behind a team-best and career-high 36 percent shooting from three-point distance... As a junior (2021-22), finished second in the American Athletic Conference with 2.1 three-point field goals per game and third in 3-pointers made with 58... Was first in the AAC as a sophomore with 2.55 3-pointers per game... Scored a career-high 23 points against Temple on 8-of-13 shooting, including 5-of-10 from three-point range, in her first season at Cincinnati.

AT CHIPOLA JUNIOR COLLEGE: Played her freshman season (2019-20) at Chipola Junior College in Marianna, Fla... Started 18 of 27 games she appeared in and averaged 13.6 points, 3.4 made three-pointers, 3.2 rebounds and 2.0 steals... Shot 37.5 percent from the floor, including 35 percent from three-point range... Earned all-Panhandle Conference First Team honors... Opened her collegiate career scoring 36 points against Denmark Tech, shooting 10-of-19 from the floor, including 9-of-17 from three-point distance... Scored in double-figures 15 times, reaching 20 or more points in four games.

PREP: Attended Arlington High School in Arlington, Tenn... Helped school to three Tennessee District 14AAA District Championships (2017-19)... Was a Dean's List and honor roll member.

PERSONAL: chose Georgia Tech because of the family environment, proximity to home and athletic opportunities... Started playing basketball when she was eight years old in the church league... Lists most memorable non-athletic achievement as getting baptized... Lists most memorable athletic accomplishment as hitting nine three-pointers in first collegiate game after not playing for two years due to injury.



CAREER STATS (AT CINCINNATI)

					Total			3-Point			F-Throw			Rebounds											
Year	GP	GS	Min	Avg	FG	FGA	Pct	FG	FGA	Pct	FT	FTA	Pct	Off	Def	Tot	Avg	PF	FO	Ast	TO	Blk	Stl	Pts	Avg
2020-21	20	11	466	23.3	60	177	.339	51	158	.323	21	28	.750	3	23	26	1.3	40	0	16	35	3	20	192	9.6
2021-22	28	21	677	24.2	72	238	.303	58	188	.309	18	21	.857	15	48	63	2.3	46	1	27	24	6	18	220	7.9
2022-23	29	10	586	20.2	60	174	.345	54	150	.360	18	23	.783	13	33	46	1.6	44	0	25	34	3	17	192	6.6
TOTAL	77	42	1729	22.5	192	589	.326	163	496	.329	57	72	.792	31	104	135	1.8	130	1	68	93	12	55	604	7.8

HEAD COACH NELL FORTNER



NELL FORTNER

HEAD COACH

TEXAS, 1982

5TH SEASON AT GEORGIA TECH

Nell Fortner was named the sixth head coach in Georgia Tech women's basketball history on April 9, 2019. She begins her fifth season as a Yellow Jacket in 2023-24.

One of the most successful coaches in women's basketball history, Fortner has compiled a 376-235 (.615) record as a head coach at the collegiate, professional and international levels. She has led teams to Big Ten (Purdue – 1997) and Southeastern Conference (Auburn – 2009) championships and, perhaps most notably, coached the United States national team to three international titles from 1997-2000, including the gold medal at the 2000 Summer Olympics in Sydney, Australia.

Fortner is the winningest coach in the history of the USA women's basketball national team, having compiled a 101-14 (.878) record. In addition to the 2000 Olympics championship, she also led the team to the gold medal at the 1998 World Championship in Berlin, Germany and the 1998 William Jones Cup in Taipei, Taiwan.

At the collegiate level, Fortner has 13 seasons of experience as a head coach – one at Purdue (1996-97), eight at Auburn (2004-12) and four at Georgia Tech (2019-23) – and has compiled a 233-165 (.585) overall record in the college ranks.

In 2021-22, Fortner led Georgia Tech to its second consecutive, and 11th overall, NCAA Tournament postseason appearance. The Yellow Jackets finished the season with a 21-11 overall record to mark the third-straight 20-plus win season under Fortner. During the season, Tech spent 14 weeks in the national rankings, climbing as high as No. 11 in the Associated Press poll – marking the highest-ever AP ranking for the Yellow Jackets. On Dec. 9, 2021, Georgia Tech defeated No. 3/2 Connecticut, 57-44, to snap UConn's 240-game winning streak against unranked opponents.

Individually, Lorela Cubaj concluded her collegiate campaign with a remarkable season, surpassing the 1,000-career mark in both rebounds and points. The fifth-year senior broke the all-time Georgia Tech women's basketball record for career rebounds to become the all-time leader. She was also named the ACC Defensive Player of the Year and Atlanta Tipoff Club Women's College Player of the Year for the second-straight season. She earned All-ACC First Team honors, while teammate Lotta-Maj Lahtinen picked up honorable mention all-ACC accolades and was a candidate for the Senior CLASS Award.

Fortner guided the Yellow Jackets to a historic season in 2020-21 during a global pandemic as Georgia Tech finished with a 17-9 overall record and went 12-6 in the Atlantic Coast Conference. With its 12-6 mark, Tech finished in third place in the ACC standings, marking the highest outright conference finish in program history (GT previously tied for third in 2012). Tech finished third after being picked to finish fifth by the league's head coaches and ninth by the Blue Ribbon Panel in the ACC preseason polls. Tech finished the season ranked No. 22 in the final USA Today/WBCA Coaches Poll.

It's most prominent accomplishment from 2020-21, Georgia Tech made its 10th overall appearance in the NCAA Tournament, earning the No. 5 seed in the Hemisfair Region, and advanced to the Sweet 16 for just the second time in program history. The Yellow Jackets overcame a 17-point halftime deficit in the opening round against Stephen F. Austin in the Bill Greehey Arena in San Antonio to edge the Ladyjacks, 54-52, in overtime. Tech overcoming a 17-point deficit marked the fourth largest margin overcome in NCAA Tournament history. With the win, the Jackets advanced to face West Virginia in the second round at the USTA Convocation Center and dominated the Mountaineers, 73-56, to secure a spot in the Sweet 16. Tech fell against top-seeded South Carolina in the Sweet 16, 76-65. Tech's No. 5 seed in the tournament marked the second highest in program history.

Prior to its NCAA Tournament run, Georgia Tech earned the No. 3 seed in the ACC Tournament – the highest-ever in program history. Tech earned a double-bye and upended Clemson in the quarterfinals, 60-57, to secure a spot in the semifinals against No. 3 NC State for the first time since 2012. Making its seventh overall appearance in the semifinals, Tech led NC State into the final three minutes, but the Wolfpack rallied from a 10-point deficit to secure the win.

Several Yellow Jackets were lauded during the season as forward Lorela Cubaj was named the ACC Co-Defensive Player of the Year (first in GT women's basketball history), Lotta-Maj Lahtinen was tabbed the ACC Most Improved Player (first in program history), and Fortner was named the Blue Ribbon Panel ACC Coach of the Year. Additionally, Cubaj was named to the ACC All-Defensive Team, All-ACC First Team and All-ACC Tournament Team. The forward from Terri, Italy earned WBCA NCAA Coaches' All-America honorable mention accolades and was named the Atlanta Tipoff Club's 2021 Women's College

THE FORTNER FILE

PERSONAL

Education Texas, 1982 (Physical Education);
Stephen F. Austin, 1987 (Master's of Education)

COACHING EXPERIENCE

1983-86 Head Coach, Killen (Texas) H.S.
1986-87 Graduate Assistant, Stephen F. Austin
1987-90 Assistant Coach, Stephen F. Austin
1990-95 Assistant Coach, Louisiana Tech
1995-96 Assistant Coach, U.S. National Team
1996-97 Head Coach, Purdue
1997-2000 Head Coach, U.S. National Team
2000-03 Head Coach/General Manager, Indiana Fever
2004-12 Head Coach, Auburn
2019-Present Head Coach, Georgia Tech

COLLEGE COACHING RECORD

SEASON	SCHOOL	RECORD	ACC FINISH	POSTSEASON
1987-88	Stephen F. Austin	29-5	--	NCAA Tourn. 2nd rd.
1988-89	Stephen F. Austin	30-4	--	NCAA Tourn. 2nd rd.
1989-90	Stephen F. Austin	28-3	--	NCAA Tourn. 2nd rd.
1990-91	Louisiana Tech	18-12	--	NCAA Tourn. 1st rd.
1991-92	Louisiana Tech	20-10	--	NCAA Tourn. 1st rd.
1992-93	Louisiana Tech	26-6	--	NCAA Tourn. Elite 8
1993-94	Louisiana Tech	31-4	--	NCAA Tourn. Runners-Up
1994-95	Louisiana Tech	28-5	--	NCAA Tourn. Sweet 16
1996-97	Purdue	17-11	--	NCAA Tourn. 2nd rd.
2004-05	Auburn	16-13	--	
2005-06	Auburn	14-15	--	
2006-07	Auburn	21-13	--	WNIT Quarterfinals
2007-08	Auburn	20-12	--	NCAA Tournament
2008-09	Auburn	30-4	--	NCAA Tourn. 2nd rd.
2009-10	Auburn	15-16	--	
2010-11	Auburn	16-16	--	WNIT 2nd rd.
2011-12	Auburn	13-17	--	
2019-20	Georgia Tech	20-11	7th	Canceled due to Covid-19
2020-21	Georgia Tech	17-9	3rd	NCAA Tourn. Sweet 16
2021-22	Georgia Tech	21-11	6th	NCAA 1st rd.
2022-23	Georgia Tech	13-17	14th	

Bold = Head Coach

HEAD COACH (12 SEASONS) **233-165 (.585)**
ASSISTANT COACH (8 SEASONS) **210-49 (.811)**
21 OVERALL SEASONS **443-214 (.686)**

Stephen F. Austin (3 seasons) 87-12 (.879)
Louisiana Tech (5 seasons) 123-37 (.769)
Purdue (1 season) 17-11 (.607)
Auburn (8 seasons) 145-106 (.578)
Georgia Tech (4 seasons) 71-48 (.597)

Player of the Year.

Lahtinen joined Cubaj on the Blue Ribbon Panel's All-ACC First Team, while also being named All-ACC Second Team (head coaches), and WBCA NCAA Coaches' All-America honorable mention. For the second time in her collegiate career, Lahtinen earned a spot on the All-ACC Academic Team.

Kierra Fletcher also reached a milestone, as the Jacket became the 32nd member of the prestigious 1,000-career point club. Cubaj and Fletcher both announced they would return for their fifth years as awarded by the NCAA.

Her first season on The Flats saw tremendous success in leading the Yellow Jackets as Tech compiled a 20-11 overall record, marking the best record by a first year head coach in Georgia Tech women's basketball history. The Jackets produced a 10-8 mark in ACC play, good for the first the winning conference record since 2013-14 and the first 10-win ledger in ACC play since 2011-12.

Additionally, the Jackets collected four wins over top-25 programs, including two on the road. Among those two road wins was the program's highest ranked road win in program history when Tech defeated No. 4 NC State on Feb. 16, 2020, 65-61. The Jackets also completed the regular season sweep over nationally ranked Florida State,

HEAD COACH NELL FORTNER

FORTNER PROFESSIONAL COACHING

PROFESSIONAL COACHING EXPERIENCE

SEASON	TEAM	RECORD
1997-2000	USA Basketball	101-14
2001	Indiana Fever	10-22
2002	Indiana Fever	16-16
2003	Indiana Fever	16-18

Overall with U.S. national team	101-14 (.878)
Overall with Indiana Fever	42-56 (.429)

USA WOMEN'S BASKETBALL TOURNAMENT MEDALS

Tournament	Record	Place
2000 Olympic Games	8-0	Gold
1999 Pan American Games	4-3	Bronze
1998 FIBA World Championship	9-0	Gold
1998 R. William Jones Cup	5-0	Gold

FORTNER HEAD COACHING EXPERIENCE

1996-97	Purdue (17-11, 12-4 Big Ten - Big Ten regular-season champion, NCAA Tournament)
1997-2000	U.S. National Team (101-14)
2001	Indiana Fever (10-22)
2002	Indiana Fever (16-16)
2003	Indiana Fever (16-18)
2004-05	Auburn (16-13, 6-8 SEC)
2005-06	Auburn (14-15, 4-10 SEC)
2006-07	Auburn (21-13, 6-8 SEC)
2007-08	Auburn (20-12, 7-7 SEC - NCAA Tournament)
2008-09	Auburn (30-4, 12-2 SEC - SEC regular-season champion, NCAA Tournament)
2009-10	Auburn (15-16, 5-11 SEC)
2010-11	Auburn (16-16, 8-8 SEC - WNIT)
2011-12	Auburn (13-17, 5-11 SEC - WNIT)
2019-20	Georgia Tech (20-11, 10-8 ACC)
2020-21	Georgia Tech (17-9, 12-6 ACC - NCAA Tournament)
2021-22	Georgia Tech (21-11, 11-7 ACC - NCAA Tournament)
2022-23	Georgia Tech (13-17, 4-14 ACC)

Overall at Purdue	17-11 (.607)
Overall with U.S. national team	101-14 (.878)
Overall with Indiana Fever	42-56 (.429)
Overall at Auburn	145-106 (.578)
Overall at Georgia Tech	71-48 (.597)
Overall as a college head coach	233-165 (.585)
Overall as a head coach	376-235 (.615)

defeating the No. 11 Seminoles on the road, before topping the No. 17/18 squad in McCamish Pavilion. The Yellow Jackets capped its shortened season due to Covid-19, reaching the ACC Tournament quarterfinals for the first time since 2016.

Other highlights by the Jackets include collecting seven wins over teams in the top 75 RPI and defeating Georgia in Athens for the first time in program history. Senior Francesca Pan was named to the ACC All-Tournament Team, while also picking up all-ACC second team honors. Tech placed three Jackets on the All-ACC Academic Team in 2019-20 in Pan, Kierra Fletcher and Lotta-Maj Lahtinen.

After her successful season at the Georgia Tech helm, Fortner was tabbed the 2020 Whack Hyder Georgia Women's College Coach of the Year by the Atlanta Tipoff Club. She was also named one of 10 semifinalists for the 2020 Werner Ladder Naismith Women's College Coach of the Year.

In her first season as a collegiate head coach, she led Purdue to a share of the Big Ten regular-season championship with a 12-4 conference record and an NCAA Tournament berth. Following the impressive rookie campaign, she was named the 1997 Basketball Times National Coach of the Year.

She left Purdue after one season to take over as the full-time head coach of the U.S. national team but returned to the collegiate ranks in 2004 at Auburn. With Fortner at the helm, Auburn won at least 20 games three times, highlighted by a 30-4 campaign in 2008-09 that saw the Tigers win the SEC regular-season title for the first time in 20 years

and saw Fortner named the SEC and WBCA Region III Coach of the Year.

In addition to her stints as head coach with Purdue, the U.S. national team and Auburn, Fortner served as the first head coach and general manager in the history of the WNBA's Indiana Fever from 2000-03. She didn't coach the Fever in 2000 due to the Summer Olympics, but took over coaching duties in '01 and led the franchise to its first playoffs appearance in '02.

She began her coaching career as the head coach at Killeen (Texas) H.S. from 1983-86, before entering the collegiate coaching ranks as a graduate assistant at Stephen F. Austin in 1986-87. After one season, she was promoted to assistant coach at SFA, where she remained for three more seasons (1987-90) and helped guide the Ladyjacks to an 87-12 (.879) record and three-straight NCAA Tournament appearances.

She then moved on to national power Louisiana Tech (1990-95), where she was an assistant coach for five seasons. In her five seasons at Louisiana Tech, the Lady Techsters went 123-37 (.794) and earned five-straight NCAA Tournament berths, advancing all the way to the national championship game in 1994.

She left Louisiana Tech for a one-year stint as an assistant coach for the U.S. national team (1995-96) under head coach Tara VanDerveer. The national team put together a perfect 52-0 record in 1995-96, culminating with a gold medal at the 1996 Summer Olympics in Atlanta.

Her career also includes two stints as a women's basketball analyst at ESPN – first as a studio analyst from 2001-04, then as a color analyst for the past seven seasons since she stepped down as Auburn's head coach following the 2012 season. Through her role with ESPN, she has remained actively engaged within NCAA women's basketball, calling some of the nation's best regular-season and postseason games, as well as being an integral part of the network's Final Four coverage.

Born in Jackson, Miss., Fortner attended high school at New Braunfels (Texas) H.S., where she was an all-state selection and a Parade all-American. She received a dual-sport scholarship to the University of Texas, where she played both basketball and volleyball from 1978-82. She helped lead UT to 127 basketball wins in four seasons and remains one of the Longhorns' all-time leading scorers with 1,466 career points. In volleyball, she was a member of Texas' national championship team as a senior in '81.

While at Texas, Fortner also made her USA Basketball debut as a member of the 1978 U.S. Olympic Festival South team that won a silver medal.

Fortner holds a bachelor's degree in physical education from Texas (1982) and a master's in education from Stephen F. Austin (1987). Among her many honors, Fortner was named USA Basketball Coach of the Year in 2000, inducted to the Texas Sports Hall of Fame and the University of Texas Women's Athletics Wall of Honor in 2001, recognized as a distinguished alumna of Stephen F. Austin in 2007 and inducted into the San Antonio Sports Hall of Fame in 2013.

ASSISTANT COACHES & STAFF



BLANCHE ALVERSON

ASSOCIATE HEAD COACH

AUBURN, 2013
5TH SEASON AT GEORGIA TECH

Blanche Alverson joined the Georgia Tech women's basketball staff as an assistant coach in April, 2019. She was promoted to associate head coach in August 2022. Alverson arrived on The Flats after spending two seasons in the same position at University of Southern California. Alverson begins her fourth season with Georgia Tech in 2022-23.

Alverson has helped lead Georgia Tech to back-to-back appearances in the NCAA Tournament, most recently earning an at-large bid in 2021-22. During the season, the Jackets spent 14 weeks in the national rankings, climbing as high as No. 11 in the Associated Press poll. A marquee win for GT during the season took place on Dec. 9, 2021 when the Jackets upended No. 3/2 UConn, 57-44, to snap a 240-game winning streak against unranked opponents.

Alverson helped guide the Yellow Jackets to a historic season in 2020-21 while facing a global pandemic with Covid-19. Tech finished with a 17-9 overall record, while going 12-6 in the ACC to finish third in the standings – marking the highest outright finish in program history. The Jackets also earned the No. 3 seed in the ACC Tournament (highest in GT history) and advanced to the semifinals for the first time since 2012. On Selection Monday, Georgia Tech heard its name called in the NCAA Tournament field for the 10th time and began a run to the Sweet 16 with wins over Stephen F. Austin and West Virginia in the first two rounds. GT, seeded No. 5 in the Hermisfair Region, made its second program appearance in the Sweet 16. Working primarily with the guards, Alverson helped tutor Lotta-Maj Lahtinen to the ACC Most Improved Player (first in GT history). The Jacket was also named All-ACC and tabbed WBCA NCAA Division I Coaches' All-America honorable mention to conclude the season. As a team, Tech finished the year ranked No. 22 in the final USA Today/WBCA Coaches Poll.

During her first season as a Yellow Jacket in 2019-20, Tech posted a 20-11 overall record and went 10-8 in the ACC. The Jackets defeated four top-25 opponents, including two on the road, and reached the quarterfinals of the ACC Tournament. Tech collected its highest ranked road win in program history on Feb. 16, 2020, defeating No. 4 NC State, 65-61. The Jackets also picked up top-25 wins over No. 23 Miami and No. 17/18 Florida State, while also defeating the No. 11 Seminoles on the road.

While with the Trojans, Alverson helped ink the No. 5 recruiting class in the country that included a McDonald's All-American, two Gatorade State Players of the Year, four state champions and a honorable mention all-America. The 2018 and 2019 recruiting classes included five top 50 prospects.

As part of her role at USC, Alverson was the academic liaison, incoming student-athlete admissions director and camp coordinator. During her stay at USC, five student-athletes garnered Pac-12 academic accolades, including guard Miryon Moore who repeated as Pac-12 All-Academic Honorable Mention two consecutive years. Additionally, six Trojans picked up All-Pac-12 honors during her two-year tenure.

Prior to her time at USC, Alverson served one year at New Mexico State as an assistant coach where she helped sign two top-150 prospects as part of her co-recruiting coordinator role. The Aggies won their third-straight Western Athletic Conference Tournament Championship in 2017, finishing the season undefeated in league action and earning the conference's automatic bid to the NCAA Tournament. Alverson worked with both guards and posts at NM State in skill development and helped mentor Brooke Salas who became a two-time WAC Conference Player of the Year.

She started her coaching career as a graduate assistant at Texas Tech while also serving as interim assistant coach on occasion. Alverson spent two seasons with the Red Raiders from 2014-16 focusing on recruiting, individual skill instruction, scheduling and social media campaigns.

A four-year letterwinner at Auburn from 2009-13, Alverson played three years for Nell Fortner. She finished her career second all-time in three-point shots made and became just the fourth Tiger in program history to have 1,000 points, 500 rebounds, 100 assists, 100 steals and 50 blocks. A two-time Southeastern Conference Scholar Athlete of the Year in 2012 and 2013, Alverson was also named to the Allstate WBCA Good Works Community Service Team as a senior.

A native of Andalusia, Ala., and a graduate of Buford High School in Buford, Ga., Alverson earned a bachelor of science in biomedical sciences from Auburn in 2013 and a master's of science in sports management from Texas Tech in 2016.



LaSONDRA BARRETT

ASSISTANT COACH

LSU, 2011
2ND SEASON AT GEORGIA TECH

LaSondra Barrett joined the Georgia Tech women's basketball staff as an assistant coach in April 2022. Barrett arrived on The Flats after spending the last three seasons at Houston. She will work primarily with the post players.

A former all-American at LSU, Barrett brings a wealth of coaching experience to The Flats. She arrived at Houston in 2019-20 as the director of recruiting operations before being elevated to an assistant coach in 2020-21, working primarily with the post players. While with the Cougars, she helped lead the team to a pair of postseason WNIT appearances, advancing to the round of 16 this past season.

Prior to her stint at Houston, Barrett had coaching stops at Louisiana Tech (2018-19) and Florida International (2016-17), both as an assistant coach. In 2018-19 while at Louisiana Tech, Barrett helped tutor all-CUSA first team selection Kierra Anthony to a remarkable season, ranking first in the C-USA and fourth nationally in scoring.

A native of Jackson, Miss., Barrett was a four-year letterwinner at LSU (2009-12), playing for current Georgia Tech associate head coach Tasha Butts her senior season in 2011-12. Named the 2009 Southeastern Conference Freshman of the Year, Barrett also garnered all-SEC honors twice during her collegiate career. Following her junior and senior seasons, she was named a WBCA Honorable Mention All-America honoree. In her four seasons at LSU, she helped the Tigers to three NCAA Tournament appearances and finished with over 1,500 points and 800 rebounds in her career.

Barrett became the seventh player in LSU program history to be selected in the first round of the WNBA Draft, taken 10th overall by the Washington Mystics in 2012. For her outstanding career, she was named LSU's 2016 SEC Women's Legend. Following LSU, Barrett played three seasons professionally – one season in Israel and two in Australia.

After her professional career, Barrett returned to LSU and spent two seasons (2014-16) as the director of player personnel. In that role, she was responsible for all non-conference scheduling, academic and alumni relations.

Barrett graduated from LSU in 2011 with a bachelor's degree in sports administration with an emphasis in business commerce. She earned her master's degree in sports management in 2016.

ASSISTANT COACHES & STAFF



MICHAEL TERRY

ASSISTANT COACH

TENNESSEE, 2008
1ST SEASON AT GEORGIA TECH

Michael Scruggs joined the Georgia Tech women's basketball coaching staff in April 2023 as an assistant coach. He brings nearly 15 years of collegiate coaching experience to The Flats, most recently spending the last four years at Purdue.

In four seasons with Purdue, Scruggs helped the Boilermakers to three winning campaigns and two postseason appearances (most recently this past season when the Boilermakers finished 19-11 and made it to the NCAA Tournament for the first time in six years). Working primarily with the guards at Purdue, Scruggs helped tutor a number of Boilermakers to postseason honors, including Kayana Traylor, Abbey Ellis, Ae'Rianna Harris, Madison Layden, Karissa McLaughlin, Dominique Oden and Jeanae Terry. During the 2021-22 season, Purdue recorded a program record 239 three-pointers and was one of 14 teams in the nation to average 15.5 assists and 7.5 three-pointers per game.

Scruggs also served as the program's recruiting coordinator, landing the No. 21 recruiting class in 2023 and the 22nd-ranked recruiting class in 2021 per ESPNW HoopGurlz, including 2021 Indiana Miss Basketball Jayla Smith. In his first season, Scruggs helped ink the 19th-ranked recruiting class, according to ESPNW, which included Ra Shaya Kyle and Layden.

Before Purdue, Scruggs held assistant coaching roles with Loyola Chicago, LSU, Cleveland State, Samford and Chattanooga.


Scruggs spent three seasons at Loyola Chicago, helping build the program to its best start in 17 years with a 13-win campaign in 2018-19. The Ramblers, who won six of their first eight games, also recorded their first postseason win since 2015 in the Missouri Valley Conference Tournament that season. While at Loyola Chicago, Scruggs helped mentor three individuals to All-Missouri Valley Conference honors, including Abby O'Connor in 2018-19 after she averaged 14.6 points, 7.6 rebounds and 1.6 blocked shots per game, becoming the team's first first-team all-MVC honoree since 2016.

Scruggs spent the 2015-16 season at Cleveland State, helping a pair of Vikings to All-Horizon League honors, including Ashanti Abshaw who was named Freshman of the Year, and Brooke Smith who earned all-defensive team honors.

From 2012-15, Scruggs worked at LSU under Nikki Fargas, serving as the program's director of video operations from 2012-14 before transitioning to interim assistant coach for the 2014-15 season. The Tigers racked up 60 wins in his three seasons, making the NCAA Tournament all three years and advancing to the Sweet 16 twice.

At Samford University for the 2011-12 season, Scruggs helped the Bulldogs to their second straight Southern Conference Tournament title, clinching an automatic berth into the NCAA Tournament. He got his collegiate coaching start at the University of Tennessee at Chattanooga, serving as a graduate assistant for two seasons (2009-11). In 2010, the Mocs won the SoCon Tournament title, securing an automatic NCAA Tournament berth.

A Knoxville, Tenn., native, Scruggs earned a bachelor's degree in sports management from Tennessee in 2008 and a master's degree in special education in 2011 from Chattanooga. As an undergrad at Tennessee, Scruggs worked as a student with the legendary Pat Summitt and her program.



CALEB CURRIER

ASSISTANT COACH/DIRECTOR OF RECRUITING OPERATIONS

TENNESSEE, 2019
2ND SEASON AT GEORGIA TECH

Caleb Currier joined the Georgia Tech women's basketball staff as director of recruiting operations in May 2022. He was elevated to assistant coach in August 2023.

A native of Onida, South Dakota, Currier worked with the University of Tennessee women's basketball program as a graduate assistant from 2019-2021. In his role, Currier developed, implemented and maintained recruiting strategies and databases to support the coaching staff in all recruiting operations. He also assisted with the organization of summer and on-campus recruiting operations. In addition to his recruiting efforts, he assisted in daily operations of the program including student managers oversight, alumni relations, equipment manager liaison and community outreach.

Currier joins the Yellow Jackets from the University of North Carolina where he served as a ticket office operations assistant since September 2021. While at UNC, he oversaw gameday ticket operations for women's lacrosse, women's soccer, women's basketball and baseball. Additionally, Currier assisted with men's basketball and Olympic sports, while providing daily customer service to donors, season ticket holders, fans and students.

A 2019 graduate at the University of Tennessee, Currier earned a bachelor of science in recreation and sport management with minors in business administration and communication studies. He continued his studies at Tennessee, earning a master of science in recreation and sport management in 2021. During his undergraduate education, Currier served as a student manager from 2016-19.

ASSISTANT COACHES & STAFF



ASHLEE VILLARREAL

DIRECTOR OF OPERATIONS

TEXAS TECH, 2017
5TH SEASON AT GEORGIA TECH

Ashlee Villarreal joined the Georgia Tech women's basketball staff in June 2019 as the director of basketball operations. Villarreal arrived on The Flats from Central Michigan, where she spent the 2018-19 season in the same role.

At Georgia Tech, Villarreal is responsible for team travel, coordinating team and staff calendars, scheduling facilities, managing equipment and team apparel, oversees team managers and graduate managers, and coordinates team meals. Additionally, she helps coordinate the annual team budget with the head coach. Villarreal also assists with all team camps during the summer and duties as assigned by the head coach.

Villarreal spent the 2018-19 season in the same role at Central Michigan University, where she coordinated travel logistics, game day operations and assisted with marketing, managing the budget and compliance regulations. A 2017 graduate of Texas Tech with a bachelor of science in sport management, Villarreal served as a graduate assistant for the Red Raiders for the 2017-18 season after graduation. While a Red Raider, Villarreal assisted in recruiting operations, scheduling, student manager operations and compliance logistics. A basketball letterwinner at Western Texas College (2014-15), she earned a master's degree in sport management from Texas Tech in 2019.



GREG CALLAN

DIRECTOR OF SCOUTING AND VIDEO OPERATIONS

COLORADO, 2020
2ND SEASON AT GEORGIA TECH

Greg Callan joined the Georgia Tech women's basketball staff as director of scouting and video operations in September 2022.

With over eight years of experience in video production, Callan spent last year as the girls' varsity head basketball coach at United Nations International School. Prior to his head coaching role, he was the digital media specialist at Democracy Prep Public Schools, producing, shooting and editing all promotional videos and photography for the charter school network.

During the summers since 2002, he has served as a video coordinator and support staff member for USA Basketball. With the national organization, Callan assisted with daily operational needs and game film. Callan began his career in video production as the video coordinator at the University of Colorado from 2007-11.

He earned a bachelor of arts in political science from the University of Colorado in 2020.



JAYDA HILL

CREATIVE DIRECTOR

CENTRAL MISSOURI, 2018
1ST SEASON AT GEORGIA TECH

Jayda Hill joined the Georgia Tech women's basketball staff as creative director in May 2023.

Hill arrives on The Flats after spending the 2022 season as the social media coordinator with the Indianapolis Colts. While in Indianapolis, Hill assisted in the development of the Colts' social channels, while helping coordinate the organization, development, delivery and tone of all social content for the Club. She helped capture

and edit content surrounding practices, gamedays, and various organizational events in accordance with the team's brand and campaign objectives.

Prior to her stint with the Colts, Hill served as the director of recruiting and creative content with women's basketball at the University of Houston. Covering the Cougars for the 2021-22 season, Hill was responsible for all social media content including game highlights, hype videos, in-game photography, graphics and creating a mini-series. Additionally, as the director of recruiting, Hill developed all content specific to recruiting including graphics and videos.

Hill has also held stints at Quincy Media Company as a multimedia journalist and Central Missouri athletics department, working in media relations as a graduate assistant.

A native of O'Fallon, Ill., Hill was a track and field student-athlete at the University of Central Missouri, where she graduated with a bachelor of science degree in digital media production and minor in sports communication in 2018. She earned a master of science in kinesiology and sports management from Central Missouri in 2020.



BECCA BORNHORST

DIRECTOR, EXTERNAL OPERATIONS/NIL LIAISON

BUTLER, 2013
2ND SEASON AT GEORGIA TECH

Becca Bornhorst joined the Georgia Tech women's basketball staff as the assistant director of external operations/NIL liaison in September 2022.

At Georgia Tech, Bornhorst will oversee the Buzzer Beaters program, alumni outreach and community service initiatives. She will also serve as the team's NIL (name, image and likeness) liaison.

Bornhorst arrived on The Flats after serving as the assistant athletic director for women's basketball at Xavier this past year. At Xavier, Bornhorst managed all team travel logistics, daily team schedules, community outreach and volunteer activities, and supervised graduate assistants. Additionally, she oversaw the team operating budget and served as the staff liaison with academics, alumni and donor relations, internal operations, compliance and marketing.

Prior to her stint at Xavier, Bornhorst spent three years at IUPUI as the director of women's basketball operations and creative services from 2018-21. During her time at IUPUI, she managed the team operating budget, travel, adidas allotment, student managers and community outreach. She served as the liaison with several departments including academics, compliance, facilities and alumni. Additionally, Bornhorst oversaw the team's social media and branding efforts.

Before transitioning to the administrative side of women's basketball, Bornhorst was a graduate assistant at Texas Tech (2017-18) and assistant women's basketball coach at Taylor University (2015-2016) before serving as the interim head coach from 2016-17.

A four-year women's basketball letterwinner at Butler (2009-13), Bornhorst was a team captain and an Atlantic 10 Academic Honor Roll recipient, as well as a three-time Horizon League Academic Honor Roll member. She graduated from Butler with a bachelor's degree in journalism in 2013 before earning a master's of sport management from Texas Tech in 2019.



LAUREN JAMES

GRADUATE MANAGER

TAYLOR UNIVERSITY, 2022
2ND SEASON AT GEORGIA TECH

Lauren James joined the Georgia Tech women's basketball staff as a graduate manager in August 2022.

A four-year letterwinner Taylor University, James appeared in 120 games for the Trojans. She averaged 15.6 points and 13.1 points per game her final two seasons and capped her collegiate career shooting 43.8 percent from the field and 42.6 percent from three-point distance. James surpassed the 1,000-career points mark her senior

ASSISTANT COACHES & STAFF

season, was tabbed NAIA third-team All-American as a junior and was a two-time All-Crossroads League first team honoree.

While with the Trojans, James also served as an assistant in the athletic department, working with the athletic director, sports information office and coaches. She has held two internship positions, most recently with the Indiana Pacers as an analytics intern where she compiled statistics and data for standardized reports. Previously, James was a research and development intern with the San Francisco 49ers.

James earned bachelor of science degrees in mathematics and computer science from Taylor University in 2022. She is currently pursuing a master's of science in analytics at Georgia Tech.



SHANNON JACKSON

PLAYER DEVELOPMENT COACH

AUBURN, 2012
3RD SEASON AT GEORGIA TECH

Shannon Jackson joined the Georgia Tech Athletic Association as a player development coach in July 2022. Jackson, who will work directly with women's basketball, comes to The Flats after serving as the director of strength and conditioning for Olympic sports at Jackson State University.

The Birmingham, Ala., native spent two years at Jackson State where she worked primarily with men's and women's basketball, volleyball and soccer. While with the Tigers, Jackson was responsible for program design and implementation, including aspects of strength, speed, agility and conditioning training. She designed sport-specific protocols to maximize athletes performance potential, while utilizing sports science technology and equipment.

Jackson was part of two NCAA Tournament appearances at Jackson State with women's basketball and volleyball. She also helped aid Jackson State to four regular season conference championships in men's basketball, women's basketball (two) and volleyball.

Prior to Jackson State, she worked as an assistant director for strength and conditioning from 2014-19 at Alabama State, where she held oversight of men's and women's basketball, volleyball and soccer. During her stint at Alabama State, the Hornets made back-to-back NCAA Tournament appearances in women's basketball and women's soccer, and three-straight postseason appearances in volleyball. The men's tennis program also captured its first conference championship in program history.

Jackson graduated from Auburn with a bachelor of education in exercise science in 2012 and a master's of education in exercise physiology in 2013.



RACHEL STEWART

ATHLETIC TRAINER

NORTH CAROLINA CENTRAL, 2013
7TH SEASON AT GEORGIA TECH

Rachel Stewart joined the Georgia Tech Athletic Association staff in June 2017 as the athletic trainer for women's basketball. She also works with the cheerleading team.

Stewart, who served as a graduate assistant athletic trainer at Tech for two years, returned to The Flats after a two year stint at Indiana University Purdue University Indianapolis (IUPUI). As an assistant athletic trainer at IUPUI from 2015-17, she was the primary medical provider for women's basketball and men's and women's golf.

Prior to her time at IUPUI, Stewart was on The Flats as a graduate assistant from 2013-15, directly overseeing softball in addition to assisting with daily treatments of all 16 teams. Stewart got her start in athletic training as a student athletic trainer at North Carolina Central University from 2011-13.

Stewart received her bachelor of science in athletic training from North Carolina Central in May 2013 and her masters of science in sports medicine from Georgia State in May 2015. Stewart is a member of the National Athletic Trainers Association and is licensed by the state of Georgia as an athletic trainer.

ADMINISTRATION



J BATT
DIRECTOR OF ATHLETICS
NORTH CAROLINA, 2003

J Batt was named the 10th full-time director of athletics in Georgia Tech history on Oct. 14, 2022 and officially took the reins of Tech athletics 10 days later, on Oct. 24, 2022.

In less than a year under Batt's leadership, Georgia Tech athletics' impressive achievements include:

- The ultra-successful Competitive Drive Initiative, which was launched just three days after Batt's official arrival on The Flats in late October with a goal of raising \$2.5 million in new gifts to Georgia Tech's Athletic Scholarship Fund over the final two months of 2022. The initiative went on to nearly double its goal, with more than 1,700 donors contributing more than \$4.8 million. With a dollar-for-dollar match from the Georgia Tech Foundation, the Competitive Drive Initiative produced an impact of more than \$9.5 million for Tech student-athletes.
- The highly regarded hires of Georgia Tech alumnus Brent Key as the 21st head coach in Tech football history and former All-American and NBA All-Star Damon Stoudamire as the 15th men's basketball head coach in school history.
- A historic multi-decade partnership with Hyundai, which will provide transformative revenue for Tech athletics, both in the present and for years to come.

Batt came to The Flats after serving as executive deputy director of athletics, chief operating officer and chief revenue officer at Alabama for five years (2017-22). He joined Alabama athletics' administration as senior associate athletics director, was promoted to COO and senior deputy athletic director in 2021 and to executive deputy director, COO and chief revenue officer in 2022.

At Alabama, he was responsible for guiding revenue generating, including charitable giving, ticketing, Tide Pride, and other revenue sources. Batt oversaw the successful development, implementation, and launch of the Crimson Standard, Alabama Athletics' 10-year, \$600 million capital initiative. He also provided day-to-day leadership of the department as a member of the Athletics executive team and served as the sport administrator for men's basketball.

Widely regarded as one of college athletics' top fundraisers, Batt served as senior associate athletic director and executive director of the Pirate Club at East Carolina from 2013 to 2017. As a member of the ECU athletics executive leadership team, Batt oversaw a development operation that increased total fundraising in 2016 by more than 60% over ECU's previous best year.

He also served as associate A.D. and executive director of Maryland's Terrapin Club from 2011 to 2013. He joined the Terrapin Club staff in 2009 before being promoted to executive director beginning in 2011.

Before his four-year tenure at Maryland, Batt held positions in athletics fundraising at James Madison, William & Mary and his alma mater, North Carolina.

A member of the Tar Heels' 2001 NCAA champion men's soccer team, Batt earned both a bachelor's degree in journalism and mass communications and a master's degree in sports administration from UNC.

Batt and his wife, Leah, have two sons: Fitz and Graham.



JOELEEN AKIN
**SENIOR ASSOCIATE AD/
STUDENT-ATHLETE DEVELOPMENT/SWA**
KANSAS STATE, 1991

Joeleen Akin, a former Georgia Tech athletics staff member with more than 20 years of experience in college athletics, returned to Georgia Tech as associate athletics director for student-athlete development and senior woman administrator in July 2016.

Akin is a member of the Georgia Tech Athletic Association's executive leadership team, serves as the administrator for the Yellow Jackets' women's basketball, volleyball, men's and women's swimming and diving, golf and softball programs and oversees Tech's renowned Total Person Program.

In her first year back on The Flats, she helped enhance Georgia Tech's student-athlete development initiatives through the implementation of several new programs, including the first-ever Jackets Without Borders service trip to Costa Rica in August 2017. She has also spearheaded the student-athlete two day orientation program which is the leadership academy and Jump Start Jackets that are offered to Tech student-athletes.

Akin rejoined the Georgia Tech athletics administration after 13 years at nearby Agnes Scott College. She served as Agnes Scott's athletics director and physical education chair for 12 years (2003-15) before being promoted to associate dean for athletics and student activities in February 2015.

Prior to her 13-year tenure at Agnes Scott, she spent seven years at Georgia Tech as director of women's basketball operations (1996-98), marketing/operations manager (1998-99) and director of marketing (1999-2003).

During her 12 years as athletics director at Agnes Scott, an NCAA Division III institution in Decatur, Ga., Akin oversaw a program that produced eight NCAA Tournament teams and a coaching staff that earned 12 different coach-of-the-year recognitions. Under her direction, Agnes Scott student-athletes maintained a 3.0 cumulative grade point average and participated extensively in on- and off-campus service projects.

Akin's tenure at Agnes Scott was marked by innovation and vision. She created and implemented numerous student-athlete development and engagement initiatives at ASC, including a new student-athlete orientation program, Safe Zone training for student-athletes, coaches and staff and coordination of campus-wide academic resources for student-athletes.

Administratively, she developed a unique revenue-generation model that resulted in a 200-percent increase in the school's athletics budget and partnered with a national franchise Snap Fitness to bring a state-of-the-art fitness facility to campus at no cost to the college. She also coordinated with the school's communications department to create the now-trademarked tagline "Smart Women Sweat" to promote the Scotties' athletics programs.

In addition to her duties as athletics director and physical education chair, Akin was Agnes Scott's women's basketball coach from 2003-07 and was named the Great South Athletic Conference Coach of the Year in 2006. She also served as commissioner of the Great South Athletic Conference from 2011-16 and was a member of the NCAA Division III women's basketball committee and NCAA volleyball regional advisory committee from 2014-16.

Prior to her arrival at Georgia Tech in 1996, Akin also served as a sports marketing assistant at Auburn and NC State and as a member of the women's basketball staffs at UNC Wilmington and Kansas State.

A Kansas native, Akin earned bachelor's (1991) and master's (1993) degrees from Kansas State.

She and her husband, Charles, have two children: Bobbie and Ryan.

ADMINISTRATION



ÁNGEL CABRERA

INSTITUTE PRESIDENT

B.S./M.S., UNIVERSIDAD
POLITÉCNICA DE MADRID
M.S./PH.D., GEORGIA TECH

Ángel Cabrera is the 12th president of the Georgia Institute of Technology, a leading public university and one of the nation's foremost research institutions.

Georgia Tech serves more than 45,000 students through top-ranked undergraduate, graduate, and executive programs in engineering, computing, science, business, design, and liberal arts. In 2023, Georgia Tech was ranked the No. 1 best value public university in the country by The Princeton Review and was one of only 34 institutions (public or private) to earn a five-star rating for quality, cost, graduation rates, and employment outcomes in Money magazine's "Best Colleges in America."

Georgia Tech ranks among the nation's top 20 universities for research and development spending and is No. 1 among institutions without a medical school. During the 2023 fiscal year, faculty attracted more than \$1.4 billion of research awards in fields ranging from artificial intelligence, biomedical technology, and neuroscience to energy, national security, and sustainability.

Under Cabrera's leadership, Georgia Tech has continued on a historic growth trajectory, breaking records in student applications, enrollment, graduation rates, research awards, startups, and economic impact. With the participation of more than 5,700 members of the Institute community, Georgia Tech launched a 10-year strategic plan in 2020 that is grounded in a new mission statement to "develop leaders who advance technology and improve the human condition." The strategic plan is also the basis for an ongoing fundraising effort, Transforming Tomorrow: The Campaign for Georgia Tech. The five-year campaign is designed to raise an unprecedented \$2 billion to support students and faculty and help the Institute maximize its impact and achieve its ambitious goals. Cabrera came to Georgia Tech in 2019 after serving as president of George Mason University, Virginia's largest public university. During his presidency, the university doubled its research expenditures, joined the top tier of research universities in the Carnegie Classification, opened a campus in South Korea, and led the Commonwealth of Virginia in enrollment growth. Previously, he served as president of the Thunderbird School of Global Management, now part of Arizona State University, and dean of IE Business School, one of Europe's leading institutions.

Cabrera has been named a Young Global Leader by the World Economic Forum, a Henry Crown Fellow by the Aspen Institute, and a Great Immigrant by the Carnegie Corporation of New York and has received honorary degrees from Miami Dade College and Universidad Politécnica de Madrid. He serves on the boards of the National Geographic Society, Harvard College Visiting Committee, Atlanta Committee for Progress, Metro Atlanta Chamber, and Bankinter Innovation Foundation in Spain. He has previously served on the board of the Federal Reserve Bank of Richmond, the advisory boards of Georgia Tech and Instituto Tecnológico de Monterrey, and the corporate boards of three public companies.

Cabrera holds an M.S. and Ph.D. in psychology and cognitive science from Georgia Tech, which he attended as a Fulbright Scholar, and a B.S. and M.S. in computer and electrical engineering from Universidad Politécnica de Madrid. He is the first native of Spain to lead an American university and the second Georgia Tech alumnus to lead the Institute.

Cabrera met his wife, Beth, while both were graduate students at Georgia Tech. A former management professor at Carlos III University in Madrid and Arizona State University, Beth Fraser Cabrera delivers leadership development programs for business executives. Their son, Alex, is also a Georgia Tech alumnus and a graduate student at Carnegie Mellon University. Their daughter, Emilia, is a graduate of Harvard University and works at Duolingo.



DR. JENNA JORDAN

FACULTY ATHLETICS REPRESENTATIVE

B.A., MILLS COLLEGE
M.A., STANFORD
PH.D., CHICAGO

President Ángel Cabrera named Jenna Jordan, associate professor and associate chair in the Sam Nunn School of International Affairs, as faculty athletics representative (FAR) to the Georgia Tech Athletic Association (GTAA) in May 2022.

The FAR serves as the liaison between the Institute and the Athletic Association on issues regarding rules compliance activities, new developments at the NCAA, and activities related to Atlantic Coast Conference (ACC) membership. This is a part-time administrative position appointed for a term of three years.

"Professor Jordan is not just an accomplished scholar but an exemplary educator who cares deeply about the growth and well-being of our students," said Cabrera. "She has made a difference these past years as a faculty guide with the Stamps President's Scholars, and I have no doubt she will have a similar impact in supporting the academic experience of our student-athletes and serving as an effective liaison between our faculty and our athletic program."

Jordan has been a Georgia Tech faculty member since 2012. Her research focuses on terrorism and political violence, international security, cybersecurity, wargaming, organizational theory, and statecraft. Her work has been published by Stanford University Press and in International Security, Security Studies, Conflict Management and Peace Science, the Journal of Cybersecurity, and International Trends as well as The New York Times, The Atlantic, the Chicago Tribune, Foreign Policy, and The Washington Quarterly. She holds a Ph.D. in political science from the University of Chicago, an M.A. in political science from Stanford University, and a B.A. in international relations from Mills College. "Serving as faculty athletics representative is a unique opportunity to address the challenges facing student-athletes, and I am excited to be able to help guide their experience at Georgia Tech," she said. "I recognize the importance of building bridges across the Institute, and I hope to create new opportunities to facilitate meaningful student-athlete interaction, continuing the efforts of my FAR predecessors who fiercely advocated for and mentored our student-athletes. And I will continue to foster a culture of mentorship and support among the faculty and our student-athletes."



2022-23 SEASON REVIEW

2022-23 Results	27
Game-by-Game	28
Individual Stats	29
Superlatives	30
Box Scores	31-38
Cumulative Stats	39

2022-23 SEASON RESULTS

2022-23 Overall Record: 13-17, ACC 4-14

Home: 8-6 Away: 3-9 Neutral: 2-2

Yellow Jackets By The Numbers

Games leading GT in...

Scoring (includes ties):

Swartz	14
Jackson	5
Morgan	4
Blackshear	3
Dunn	3
Noguero	1

Rebounding (includes ties):

Morgan	12
Blackshear	11
Hermosa	8
Dunn	2
Carter	1
Jackson	1
Wone AranaZ	1

Assists (includes ties):

Morgan	18
Jackson	11
Dunn	3
Blackshear	2
Carter	1
Wone AranaZ	1
Swartz	1

Games in Double Figure Scoring:

Swartz	22
Morgan	16
Jackson	12
Dunn	9
Blackshear	8
Hermosa	2
Noguero	2
Wone AranaZ	1

Games with 20+ points:

Jackson	3
Dunn	2
Swartz	2

Games with 5+ assists:

Morgan	10
Jackson	1

Games with 3+ steals:

Jackson	4
Morgan	3
Swartz	3
Blackshear	2
Noguero	2

DATE	OPPONENT	SCORE	ATTEND	HIGH POINTS	HIGH REBOUNDS
11/10/22	Georgia State	W, 60-42	1337	(19) Swartz	(8) Blackshear, Morgan
11/13/22	Kennesaw State	W, 65-39	1334	(14) Swartz	(8) Hermosa
11/16/22	at Auburn	W, 57-51	1932	(16) Swartz	(10) Hermosa
11/20	Georgia	L, 52-66	2384	(15) Swartz	(7) Blackshear
11/25/22	vs. South Florida	L, 50-63	275	(17) Morgan	(7) Morgan
11/26/22	vs. Air Force	W, 65-69	215	(14) Morgan	(9) Morgan
11/27/22	vs. Belmont	W, 58-52	143	(24) Jackson	(7) Dunn, Jackson
12/1/22	at Michigan State	W, 66-63	2748	(22) Jackson	(4) Carter, Hermosa, Morgan
12/4/22	at Belmont	W, 59-55	1048	(19) Swartz	(10) Blackshear
12/11/22	Central Michigan	W, 71-45	1504	(14) Jackson	(10) Blackshear
12/18/22	at Boston College*	L, 62-74	707	(14) Swartz	(7) Hermosa, Dunn
12/21/22	Furman	W, 82-41	1410	(21) Jackson	(10) Morgan
12/29/22	at Virginia*	L, 63-69	3749	(16) Swartz	(8) Hermosa
1/1/23	Florida State*	L, 58-99	1731	(16) Noguero	(9) Blackshear
1/5/23	at Louisville*	L, 55-63	7633	(17) Dunn	(7) Morgan
1/8/23	at Wake Forest*	L, 50-51	942	(16) Blackshear	(13) Blackshear
1/12/23	Miami*	L, 60-69	1434	(18) Blackshear	(11) Blackshear
1/15/23	Duke*	L, 47-65	2342	(14) Blackshear	(8) Blackshear
1/19/23	Syracuse*	W, 69-57	1920	(17) Swartz	(15) Morgan
1/22/23	at North Carolina*	L, 57-70	4418	(15) Morgan	(8) Morgan
1/26/23	Clemson*	W, 85-74	1454	(24) Swartz	(8) Blackshear
2/2/23	NC State*	W, 68-62	1653	(17) Morgan	(7) Hermosa
2/5/23	at Miami*	L, 58-64	3686	(19) Swartz	(5) Hermosa
2/9/23	at Clemson*	L, 41-57	907	(14) Swartz	(8) Morgan
2/12/23	Pittsburgh*	L, 79-85 (2ot)	1661	(20) Dunn	(11) Blackshear
2/16/23	Wake Forest*	W, 63-55	1221	(21) Dunn	(9) Blackshear
2/19/23	at Florida State*	L, 66-80	2990	(17) Swartz	(11) Morgan
2/23/23	at Notre Dame*	L, 53-76	5297	(10) Swartz	(9) Wone AranaZ
2/26/23	Virginia Tech*	L, 52-65	2014	(20) Swartz	(7) Hermosa, Morgan
3/1/23	vs. Boston College	L, 57-62	3879	(19) Jackson	(6) Morgan

* - Conference game

Georgia Tech's 2022-23 Record

	W	L	PCT	ACC	W	L	PCT
Overall	13	17	.433	All Games	4	14	.222
Home	8	6	.571	Home	4	5	.444
Away	3	9	.250	Away	0	9	.000
Neutral	2	2	.500	Neutral	-	-	-

Last five games:	1-4
Last 10 games:	3-7
Largest margin of victory:	41 vs. Furman (12/21/22)
Largest margin of defeat:	41 vs. Florida State (1/1/23)

Margins of Victory/Defeat

	1	2	3	4	5	6	7	8	9	10	11-19	20-29	30-39	40+
Won By			1	1		4		1			3	2		1
Lost By	1				1	2		2	1		8	1		1

Score By Quarters:

	1st (Avg.)	2nd (Avg.)	3rd (Avg.)	4th (Avg.)	OT (Avg.)	Total (Avg.)
Georgia Tech	14.7	15.7	14.7	15.7	8.0	60.9
Opponents	14.6	14.7	17.3	15.4	14.0	62.4

Attendance Summary

	Games	Totals	Average Per Game
Home	14	23399	1671
Away	12	36057	3005
Neutral	4	4512	1128
Total	30	63968	2132

Record By Month

Month	W-L	(ACC W-L)
November	5-2	0-0
December	4-2	0-2
January	2-6	2-6
February	2-6	2-6
March	0-1	0-0

Record By Day Of Week

Day	W-L	(ACC W-L)
Sunday	4-10	0-9
Monday	0-0	
Tuesday	0-0	
Wednesday	2-0	
Thursday	6-5	4-5
Friday	0-1	
Saturday	1-0	

Record When...

	W-L
Leading at halftime	11-4
Trailing at halftime	1-13
Tied at halftime	1-0
In overtime games	0-1

2022-23 GAME-BY-GAME RESULTS

		TOTAL		3-PTRS		REBS								
Date	Opponent	FG-A	Pct	3FG-A	Pct	FT-A	Pct	Tot	PF	A	TO	Blk	Stl	Pts
N10	Georgia Tech	17-52	.327	5-15	.333	21-24	.875	50	13	9	22	5	4	60
	Georgia State	13-55	.236	4-18	.222	12-20	.600	30	15	5	16	3	15	42
N13	Georgia Tech	23-59	.390	5-20	.250	14-21	.667	44	10	14	12	5	9	65
	Kennesaw State	16-57	.281	4-17	.235	3-6	.500	32	19	5	19	2	4	39
N16	Georgia Tech	20-50	.400	4-8	.500	13-22	.591	39	18	8	22	2	8	57
	Auburn	20-76	.263	2-19	.105	9-12	.750	51	20	8	19	4	9	51
N20	Georgia Tech	21-52	.404	4-16	.250	6-12	.500	24	19	8	18	3	11	52
	Georgia	28-62	.452	0-7	.000	10-20	.500	47	17	13	18	0	9	66
N25	Georgia Tech	17-61	.279	1-10	.100	15-17	.882	34	23	5	10	3	5	50
	vs. South Florida	19-59	.322	5-11	.455	20-23	.870	50	18	10	16	2	4	63
N26	Georgia Tech	27-56	.482	2-7	.286	9-12	.750	45	16	13	20	4	5	65
	vs. Air Force	21-57	.368	4-22	.182	13-15	.867	23	14	9	10	3	8	59
N27	Georgia Tech	18-60	.300	4-12	.333	18-25	.720	49	14	7	7	0	2	58
	vs. Belmont	20-64	.313	7-34	.206	5-9	.556	43	20	13	11	2	4	52
D1	Georgia Tech	23-56	.411	4-13	.308	16-19	.842	31	23	9	23	3	14	66
	Michigan State	22-52	.423	4-17	.235	15-25	.600	37	17	15	25	3	10	63
D4	Georgia Tech	22-67	.328	3-15	.200	12-16	.750	49	17	5	9	2	5	59
	Belmont	18-55	.327	4-20	.200	15-18	.833	37	15	11	8	2	4	55
D11	Georgia Tech	26-61	.426	6-16	.375	13-14	.929	38	10	14	13	3	11	71
	Central Michigan	18-54	.333	5-20	.250	4-4	1.000	32	16	10	22	2	8	45
D18	Georgia Tech	20-71	.282	2-15	.133	20-22	.909	46	20	11	16	4	11	62
	Boston College	26-62	.419	6-14	.429	16-24	.667	47	16	18	22	5	8	74
D21	Georgia Tech	29-70	.414	8-26	.308	16-20	.800	47	16	24	12	6	11	82
	Furman	17-62	.274	1-19	.053	6-12	.500	37	20	4	20	3	8	41
D29	Georgia Tech	20-49	.408	4-14	.286	19-24	.792	34	17	11	20	4	8	63
	Virginia	26-55	.473	3-7	.429	14-24	.583	32	18	12	16	6	6	69
J1	Georgia Tech	21-77	.273	6-22	.273	10-14	.714	41	21	10	19	2	10	58
	Florida State	32-65	.492	13-23	.565	22-25	.880	48	17	18	17	7	10	99
J5	Georgia Tech	20-51	.392	7-17	.412	8-9	.889	29	17	12	16	0	3	55
	Louisville	25-56	.446	1-7	.143	12-15	.800	31	11	9	8	4	9	63
J8	Georgia Tech	18-51	.353	2-7	.286	12-16	.750	36	13	9	15	2	3	50
	Wake Forest	21-47	.447	3-11	.273	6-11	.545	24	11	13	12	5	7	51
J12	Georgia Tech	23-53	.434	3-14	.214	11-13	.846	30	15	20	17	1	6	60
	Miami	26-52	.500	5-17	.294	12-15	.800	26	13	18	15	1	9	69
J15	Georgia Tech	18-49	.367	4-14	.286	7-9	.778	24	13	11	20	1	7	47
	Duke	26-49	.531	4-6	.667	9-12	.750	28	11	13	16	3	13	65
J19	Georgia Tech	24-56	.429	2-10	.200	19-25	.760	40	15	9	15	0	7	69
	Syracuse	23-67	.343	2-11	.182	9-15	.600	37	22	10	15	2	8	57
J22	Georgia Tech	22-62	.355	7-23	.304	6-12	.500	35	16	7	11	2	6	57
	North Carolina	27-57	.474	8-18	.444	8-15	.533	42	13	13	13	6	6	70
J26	Georgia Tech	31-61	.508	5-19	.263	18-22	.818	36	15	23	12	1	10	85
	Clemson	28-67	.418	8-27	.296	10-12	.833	32	21	13	15	1	5	74
F2	Georgia Tech	26-65	.400	4-15	.267	12-17	.706	35	9	16	10	0	6	68
	NC State	24-56	.429	5-17	.294	9-12	.750	36	15	10	14	2	6	62
F5	Georgia Tech	19-51	.373	6-16	.375	14-18	.778	25	15	16	12	5	7	58
	Miami	24-66	.364	3-14	.214	13-16	.813	51	14	12	17	1	8	64
F9	Georgia Tech	16-54	.296	3-18	.167	6-11	.545	39	13	10	21	0	9	41
	Clemson	24-50	.480	4-11	.364	5-9	.556	31	13	8	16	6	6	57
F12	Georgia Tech	29-77	.377	7-28	.250	14-20	.700	45	19	17	11	3	2	79
	Pittsburgh	32-74	.432	10-20	.500	11-16	.688	45	13	18	11	2	6	85
F16	Georgia Tech	25-58	.431	4-16	.250	9-13	.692	33	19	17	15	0	4	63
	Wake Forest	21-55	.382	4-22	.182	9-17	.529	35	19	9	16	1	9	55
F19	Georgia Tech	25-59	.424	3-12	.250	13-16	.813	37	19	15	14	4	2	66
	Florida State	28-61	.459	8-15	.533	16-27	.593	37	16	12	7	2	9	80
F23	Georgia Tech	23-58	.397	6-24	.250	1-4	.250	33	14	12	16	4	7	53
	Notre Dame	31-70	.443	4-13	.308	10-13	.769	45	10	17	9	3	10	76
F26	Georgia Tech	21-55	.382	5-12	.417	5-8	.625	31	12	12	12	1	4	52
	Virginia Tech	26-60	.433	6-22	.273	7-9	.778	37	8	16	12	1	8	65
M3	Georgia Tech	22-61	.361	3-12	.250	10-15	.667	25	22	8	12	1	10	57
	Boston College	21-50	.420	2-12	.167	18-24	.750	45	17	14	22	2	6	62

2022-23 INDIVIDUAL STATS

OVERALL/CONFERENCE STATS

					TOTAL		3-PTS				REBOUNDS														
##	Player	GP-GS	Min	Avg	FG-A	Pct	3FG-A	Pct	FT-A	Pct	Off	Def	Tot	Avg	PF	FO	A	TO	Blk	Stl	Pts	Avg			
1	Cameron Swartz	30-24	904	30.1	119-365	.326	50-189	.265	93-117	.795	9	94	103	3.4	62	1	28	58	4	31	381	12.7			
	Conference Only...	18-12	545	30.3	70-226	.310	30-116	.259	59-75	.787	3	50	53	2.9	38	0	18	39	2	18	229	12.7			
5	Tonie Morgan	30-29	850	28.4	103-252	.409	8-42	.190	79-115	.687	40	129	169	5.6	65	0	114	99	4	27	293	9.8			
	Conference Only...	18-17	546	30.3	64-150	.427	8-28	.286	41-62	.661	20	87	107	5.9	39	0	80	64	3	17	177	9.8			
10	Blanca Jackson	29-17	809	27.9	99-275	.360	29-77	.377	44-53	.830	9	68	77	2.7	40	0	67	81	9	32	271	9.3			
	Conference Only...	17-5	420	24.7	34-126	.270	14-42	.333	16-18	.889	4	32	36	2.1	22	0	39	39	4	16	98	5.8			
25	Kara Dunn	28-14	606	21.7	82-191	.429	14-56	.250	36-49	.735	53	40	93	3.3	53	0	39	40	8	22	214	7.6			
	Conference Only...	17-14	417	24.5	58-131	.443	11-45	.244	22-29	.759	27	25	52	3.1	39	0	29	29	5	12	149	8.8			
13	Kayla Blackshear	30-22	809	27.0	84-208	.404	0-5	.000	56-72	.778	97	96	193	6.4	57	0	33	40	8	26	224	7.5			
	Conference Only...	18-17	562	31.2	65-151	.430	0-3	.000	29-42	.690	60	62	122	6.8	37	0	23	21	4	18	159	8.8			
20	Nerea Hermosa	30-8	620	20.7	66-138	.478	0-0	.000	23-32	.719	35	100	135	4.5	58	1	27	44	17	15	155	5.2			
	Conference Only...	18-1	384	21.4	42-79	.532	0-0	.000	16-18	.889	18	64	82	4.6	32	0	17	27	9	7	100	5.6			
22	Ines Noguero	19-6	208	11.0	26-79	.329	13-44	.295	3-4	.750	11	18	29	1.5	15	0	14	16	3	14	68	3.6			
	Conference Only...	12-6	144	12.1	16-56	.286	8-33	.242	3-4	.750	5	8	13	1.1	10	0	9	10	0	7	43	3.6			
15	Ayoyonce Carter	26-0	310	11.9	27-77	.351	13-42	.310	18-23	.783	17	25	42	1.6	32	0	9	14	3	14	85	3.3			
	Conference Only...	15-0	190	12.7	19-54	.352	9-28	.321	13-16	.813	14	14	28	1.9	17	0	5	6	1	8	60	4.0			
24	Eylla Love	13-8	244	18.8	15-58	.259	0-3	.000	9-14	.643	9	31	40	3.1	22	0	5	8	5	13	39	3.0			
	Conference Only...	2-1	25	12.5	3-7	.429	0-0	.000	2-2	1.000	1	2	3	1.5	0	0	0	1	1	0	8	4.0			
11	Aixa Wone Aranz	28-22	545	19.5	38-102	.373	0-2	.000	1-3	.333	33	41	74	2.6	59	0	22	29	6	11	77	2.8			
	Conference Only...	18-17	362	20.1	27-72	.375	0-1	.000	1-3	.333	21	27	48	2.7	42	0	16	20	4	7	55	3.1			
14	Raeven Boswell	5-0	27	5.5	2-7	.286	2-5	.400	1-2	.500	3	1	4	0.8	5	0	1	4	0	0	7	1.4			
	Conference Only...	2-0	5	2.9	0-0	.000	0-0	.000	0-0	.000	1	0	1	0.5	0	0	0	2	0	0	0	0.0			
33	Carmyn Harrison	22-0	110	5.0	5-8	.625	0-0	.000	4-6	.667	8	23	31	1.4	15	0	3	5	4	2	14	0.6			
	Conference Only...	11-0	44	4.1	3-5	.600	0-0	.000	2-4	.500	3	10	13	1.2	6	0	2	2	1	2	8	0.7			
4	Anisa Clark	2-0	2	1.1	0-2	.000	0-1	.000	0-0	.000	0	0	0	0.0	0	0	0	0	0	0	0	0.0			
	Conference Only...	0-0	0	0.0	0-0	.000	0-0	.000	0-0	.000	0	0	0	0.0	0	0	0	0	0	0	0	0.0			
TM	TEAM.....										50	64	114					14							
	Conference Only...										31	40	71					12							
	Total.....	30	6050		666-1762	.378	129-466	.277	367-490	.749	374	730	1104	36.8	483	2	362	452	71	207	1828	60.9			
	Conference Only...	18	3650		401-1057	.379	80-296	.270	204-273	.747	208	421	629	34.9	282	0	238	272	34	112	1086	60.3			
	Opponents.....	30	6050		703-1772	.397	139-491	.283	328-475	.691	377	751	1128	37.6	469	3	356	457	86	232	1873	62.4			
	Conference Only...	18	3650		470-1069	.440	97-275	.353	198-287	.690	200	464	664	36.9	261	2	239	251	58	143	1235	68.6			

POINTS - REBOUNDS - ASSISTS

Opponent	Date	Score	01 SWARTZ	4 CLARK	05 MORGAN	10 JACKSON	11 ARANAZ	13 BLACKSHEAR	14 BOSWELL	15 CARTER	20 HERMOSA	22 NOGUERO	24 LOVE	25 DUNN	33 HARRISON
Georgia St.	11/10/2022	W, 60-42	19-6-3	DNP	0-8-1	18-5-3	0-0-0	6-8-1	DNP	2-0-0	6-6-0	0-1-0	2-2-0	5-3-0	2-7-1
Kennesaw St.	11/13/2022	W, 65-39	14-5-1	0-0-0	8-1-1	6-3-4	0-0-0	11-7-1	0-0-0	3-1-0	6-8-2	2-2-0	2-5-2	13-5-3	0-2-0
at Auburn	11/16/2022	W, 57-51	16-6-0	DNP	10-4-4	12-5-2	DNP	3-4-0	DNP	0-0-0	4-10-2	DNP	12-4-0	0-0-0	0-2-0
Georgia	11/20/2022	L, 52-66	15-5-1	DNP	7-1-2	12-2-4	DNP	7-7-0	DNP	6-1-0	2-3-0	DNP	2-2-0	1-1-1	0-1-0
vs South Fla.	11/25/2022	L, 50-63	6-3-0	DNP	17-7-4	4-1-0	8-4-0	2-3-0	DNP	7-2-0	0-4-0	DNP	0-2-1	6-4-0	0-0-0
vs Air Force	11/26/2022	W, 65-59	7-2-0	DNP	14-9-5	12-3-1	2-5-0	8-7-2	DNP	3-0-0	9-5-2	0-0-2	1-6-0	9-4-1	DNP
vs Belmont	11/27/2022	W, 58-52	12-6-0	DNP	4-4-1	24-7-1	2-5-3	4-6-1	DNP	DNP	0-1-0	DNP	4-4-0	8-7-1	0-1-0
at Michigan St.	12/01/2022	W, 66-63	17-3-1	DNP	4-4-1	22-3-3	4-3-1	2-1-1	DNP	2-4-0	3-4-1	6-3-0	2-2-1	4-2-0	0-0-0
at Belmont	12/04/2022	W, 59-55	19-5-1	DNP	15-5-0	9-6-2	2-4-1	4-10-0	DNP	0-1-1	6-4-0	0-2-0	2-3-0	2-6-0	0-0-0
Central Mich.	12/11/2022	W, 71-45	11-3-1	DNP	8-3-3	14-4-4	2-3-0	4-10-1	0-1-1	0-1-1	8-3-0	10-2-1	2-3-0	10-3-2	2-2-0
at Boston College	12/18/2022	L, 62-74	14-3-1	DNP	11-4-4	0-1-1	4-3-1	2-5-0	DNP	4-5-0	6-7-1	2-1-0	8-3-0	11-7-3	DNP
Furman	12/21/2022	W, 82-41	11-1-1	0-0-0	11-10-8	21-2-4	0-1-1	6-4-1	7-2-0	2-1-2	6-2-2	7-6-2	2-4-1	7-6-2	2-2-0
at Virginia	12/29/2022	L, 83-69	16-2-2	DNP	12-4-5	14-5-3	2-3-0	6-5-1	DNP	DNP	10-8-0	3-1-0	0-0-0	0-0-0	DNP
Florida St.	1/01/2023	L, 58-99	8-4-2	DNP	9-4-1	8-5-3	4-4-1	8-9-1	DNP	2-2-0	0-4-1	16-1-1	DNP	3-2-0	DNP
at Louisville	1/05/2023	L, 55-63	10-2-0	DNP	8-7-2	10-1-4	0-3-1	4-3-0	DNP	DNP	2-1-2	4-4-2	DNP	17-4-1	0-1-0
at Wake Forest	1/08/2023	L, 50-51	7-3-0	DNP	0-2-0	2-2-3	10-3-2	16-13-0	DNP	0-1-0	0-2-1	3-1-0	DNP	12-6-3	DNP
Miami (FL)	1/12/2023	L, 60-69	8-3-4	DNP	8-6-5	5-0-3	2-2-2	18-11-2	DNP	0-0-0	8-3-0	6-0-3	DNP	5-3-1	0-0-0
Duke	1/15/2023	L, 47-65	3-1-0	DNP	10-5-3	9-2-0	4-1-1	14-8-1	DNP	DNP	4-4-0	3-1-2	DNP	0-0-4	DNP
Syracuse	1/19/2023	W, 69-57	17-3-1	DNP	16-15-2	11-3-2	2-2-0	10-5-2	DNP	9-2-2	2-4-0	2-1-0	DNP	0-2-0	DNP
at North Carolina	1/22/2023	L, 57-70	13-2-0	DNP	15-8-2	2-2-1	0-1-0	1-5-1	DNP	9-3-0	0-0-0	4-2-1	DNP	9-6-2	4-4-0
Clemson	1/26/2023	W, 85-74	24-4-2	DNP	13-5-12	DNP	0-1-0	19-8-2	DNP	4-0-1	12-7-3	0-0-0	DNP	13-3-2	0-2-1
NC State	2/02/2023	W, 68-62	12-5-1	DNP	17-6-10	9-2-3	2-0-1	7-6-0	DNP	5-1-0	14-7-0	0-0-0	DNP	2-0-1	0-1-0
at Miami (FL)	2/05/2023	L, 58-64	19-3-1	DNP	10-4-6	0-2-0	4-2-0	12-3-4	DNP	0-0-1	9-5-2	0-1-0	DNP	4-2-2	0-1-0
at Clemson	2/09/2023	L, 41-57	14-3-0	DNP	2-8-5	0-3-2	2-4-0	4-4-0	DNP	3-3-0	7-7-1	DNP	DNP	7-1-2	2-2-0
Pittsburgh	2/12/2023	L, 79-85 (2ot)	11-2-2	DNP	12-7-4	8-1-2	4-7-3	9-11-4	DNP	8-4-0	5-3-1	DNP	DNP	20-6-1	2-0-0
Wake Forest	2/16/2023	W, 63-55	6-1-0	DNP	15-2-6	3-3-7	5-2-1	6-9-1	DNP	0-3-0	7-3-0	DNP	DNP	21-5-2	0-0-0
at Florida St.	2/19/2023	L, 66-80	17-5-0	DNP	8-11-5	5-1-2	4-1-1	10-7-1	DNP	0-0-0	6-6-3	DNP	DNP	16-4-3	DNP
at Notre Dame	2/23/2023	L, 53-76	10-2-2	DNP	4-2-4	8-2-0	6-9-1	6-5-1	0-1-0	8-1-1	2-4-0	DNP	DNP	9-1-2	0-2-1
Virginia Tech	2/26/2023	L, 52-65	20-5-0	DNP	7-7-4	4-1-3	0-0-1	7-5-2	0-0-0	8-3-0	6-7-2	DNP	DNP	DNP	0-0-0
vs Boston College	3/01/2023	L, 57-62	5-5-1	DNP	18-6-4	19-0-0	2-1-0	8-4-2	DNP	0-3-0	5-3-1	DNP	DNP	DNP	0-1-0

2022-23 SUPERLATIVES

		Georgia Tech	Opponent
Points 1st Quarter	High	24, at Florida State (2/19)	25, South Florida (11/25)
	Low	5, Florida State (1/1)	5, twice
Points 2nd Quarter	High	23, twice	24, twice
	Low	6, vs. Boston College (3/1/23)	6, Georgia State (11/10)
Points 3rd Quarter	High	23, twice	27, at Virginia (12/29)
	Low	6, at Boston College (12/18)	7, Central Michigan (12/11)
Points 4th Quarter	High	28, Clemson (1/26)	37, Florida State (1/1)
	Low	4, at Clemson (2/9)	7, Kennesaw State (11/13)
Total Points	High	85, Clemson (1/26)	99, Florida State (1/1)
	Low	41, at Clemson (2/9)	39, Kennesaw State (11/13)
Field Goals Made	High	31, Clemson (1/26)	32, twice
	Low	16, at Clemson (2/9)	13, Georgia State (11/10)
Field Goals Attempted	High	77, twice	76, at Auburn (11/16)
	Low	49, twice	47, at Wake Forest (1/8)
3-Point FGM	High	8, Furman (12/21)	13, Florida State (1/1)
	Low	1, vs. South Florida (11/25)	0, Georgia (11/10)
3-Point FGA	High	28, Pittsburgh (2/12)	34, vs. Belmont (11/27)
	Low	7, twice	6, Duke (1/15)
Free Throws Made	High	21, Georgia State (11/10)	22, Florida State (1/1)
	Low	1, at Notre Dame (2/23)	3, Kennesaw State (11/13)
Free Throws Att.	High	25, Syracuse (1/19)	27, at Florida State (2/19)
	Low	4, at Notre Dame (2/23)	4, Central Michigan (12/11)
Free Throw Pct.	High	.929, Central Michigan (12/11)	1.000, Central Michigan (12/11)
	Low	.250, at Notre Dame (2/23)	.500, multiple times
Offensive Rebounds	High	23, at Boston College (12/18)	29, at Auburn (11/16)
	Low	3, twice	6, four times
Defensive Rebounds	High	36, Georgia State (11/10)	36, Florida State (1/1)
	Low	14, Duke (1/15)	16, vs. Air Force (11/26)
Total Rebounds	High	50, Georgia State (11/10)	51, twice
	Low	24, twice	23, vs. Air Force (11/26)
Assists	High	24, Furman (12/21)	18, multiple times
	Low	5, twice	4, Furman (12/21)
Blocked Shots	High	6, Furman (12/21)	7, Florida State (1/1)
	Low	0, multiple times	0, Georgia (11/20)
Steals	High	14, at Michigan State (12/1)	15, Georgia State (11/10)
	Low	2, multiple times	4, multiple times
Turnovers	High	23, at Michigan State (12/1)	25, at Michigan State (12/1)
	Low	7, vs. Belmont (1/27)	7, at Florida State (2/19)
Personal Fouls	High	23, twice	22, Syracuse (1/19)
	Low	9, NC State (2/2)	8, Virginia Tech (2/26)

2022-23 BOX SCORES

1 Georgia Tech

Georgia State

Nov. 10, 2022 | McCamish Pavilion (Atlanta, Ga.)

60
42

Official Basketball Box Score - Final
Georgia St. at Georgia Tech
11/10/22 McCamish Pavilion, Atlanta
Georgia Tech vs. Georgia State

Game Time: 7:00 PM
Game Duration: 2:01
Attendance: 1,337

Officials: Pulani Spurlock-Walsh, Alexis Perez, Toni Paltio

Georgia St. - 42																			
Record: 1-1																			
NO.	Name	Min	FG	3P	FT	Rebounds	Fouls	TP	AS	TO	Blocks	+/-							
0	Zay Dyer	F 19:38	0-4	0-1	0-0	0	3	3	0	0	0	1	-18						
1	Jeneae Dublin	F 27:47	0-3	0-2	1-4	1	3	4	1	2	1	3	2	0	-11				
33	Christina Bryan	F 14:18	0-5	0-0	2-2	0	2	2	4	2	0	1	2	0	0	-6			
2	Mikyla Tolvert	F 32:59	3-10	2-6	0-0	0	3	3	1	0	8	1	5	4	0	-15			
12	Tehya Lyons	G 30:02	4-8	1-2	3-5	0	1	1	1	3	12	2	3	4	0	-15			
11	Deasia Merrill	G 22:44	1-3	0-0	1-4	0	3	6	3	2	3	0	1	0	0	-11			
20	Alyssa Phillip	08:28	0-2	0-0	0-0	0	1	1	0	0	0	0	0	0	0	-3			
23	Mya Byrd	24:08	3-13	1-5	3-3	0	0	0	3	2	10	1	2	1	0	-1			
13	Nyla Jean	19:56	2-7	0-2	2-2	0	2	2	2	2	6	0	1	0	1	-5			
Team						4	4	8				0	1						
Totals			13:55			4-18	12-20	8	22	30	15	13	42	5	16	15	3	5	-18

Shooting By Period		
1st FG	PTG	1st FTG
1st FG	PTG	1st FTG
2nd FG	PTG	2nd FTG
3rd FG	PTG	3rd FTG
4th FG	PTG	4th FTG
5th FG	PTG	5th FTG
6th FG	PTG	6th FTG
7th FG	PTG	7th FTG
8th FG	PTG	8th FTG
9th FG	PTG	9th FTG
10th FG	PTG	10th FTG
11th FG	PTG	11th FTG
12th FG	PTG	12th FTG
13th FG	PTG	13th FTG
14th FG	PTG	14th FTG
15th FG	PTG	15th FTG
16th FG	PTG	16th FTG
17th FG	PTG	17th FTG
18th FG	PTG	18th FTG
19th FG	PTG	19th FTG
20th FG	PTG	20th FTG
21st FG	PTG	21st FTG
22nd FG	PTG	22nd FTG
23rd FG	PTG	23rd FTG
24th FG	PTG	24th FTG
25th FG	PTG	25th FTG
26th FG	PTG	26th FTG
27th FG	PTG	27th FTG
28th FG	PTG	28th FTG
29th FG	PTG	29th FTG
30th FG	PTG	30th FTG
31st FG	PTG	31st FTG
32nd FG	PTG	32nd FTG
33rd FG	PTG	33rd FTG
34th FG	PTG	34th FTG
35th FG	PTG	35th FTG
36th FG	PTG	36th FTG
37th FG	PTG	37th FTG
38th FG	PTG	38th FTG
39th FG	PTG	39th FTG
40th FG	PTG	40th FTG
41st FG	PTG	41st FTG
42nd FG	PTG	42nd FTG
43rd FG	PTG	43rd FTG
44th FG	PTG	44th FTG
45th FG	PTG	45th FTG
46th FG	PTG	46th FTG
47th FG	PTG	47th FTG
48th FG	PTG	48th FTG
49th FG	PTG	49th FTG
50th FG	PTG	50th FTG
51st FG	PTG	51st FTG
52nd FG	PTG	52nd FTG
53rd FG	PTG	53rd FTG
54th FG	PTG	54th FTG
55th FG	PTG	55th FTG
56th FG	PTG	56th FTG
57th FG	PTG	57th FTG
58th FG	PTG	58th FTG
59th FG	PTG	59th FTG
60th FG	PTG	60th FTG
61st FG	PTG	61st FTG
62nd FG	PTG	62nd FTG
63rd FG	PTG	63rd FTG
64th FG	PTG	64th FTG
65th FG	PTG	65th FTG
66th FG	PTG	66th FTG
67th FG	PTG	67th FTG
68th FG	PTG	68th FTG
69th FG	PTG	69th FTG
70th FG	PTG	70th FTG
71st FG	PTG	71st FTG
72nd FG	PTG	72nd FTG
73rd FG	PTG	73rd FTG
74th FG	PTG	74th FTG
75th FG	PTG	75th FTG
76th FG	PTG	76th FTG
77th FG	PTG	77th FTG
78th FG	PTG	78th FTG
79th FG	PTG	79th FTG
80th FG	PTG	80th FTG
81st FG	PTG	81st FTG
82nd FG	PTG	82nd FTG
83rd FG	PTG	83rd FTG
84th FG	PTG	84th FTG
85th FG	PTG	85th FTG
86th FG	PTG	86th FTG
87th FG	PTG	87th FTG
88th FG	PTG	88th FTG
89th FG	PTG	89th FTG
90th FG	PTG	90th FTG
91st FG	PTG	91st FTG
92nd FG	PTG	92nd FTG
93rd FG	PTG	93rd FTG
94th FG	PTG	94th FTG
95th FG	PTG	95th FTG
96th FG	PTG	96th FTG
97th FG	PTG	97th FTG
98th FG	PTG	98th FTG
99th FG	PTG	99th FTG
100th FG	PTG	100th FTG

Technical Fouls: NONE

Shooting By Period		
1st FG%	2-17	11.8%
3PT%	0-3	0.0%
FT%	1-3	33.3%
2nd FG%	3-12	25.0%
3PT%	0-3	0.0%
FT%	0-4	0%
3rd FG%	6-14	42.9%
3PT%	3-6	50.0%
FT%	5-7	71.4%
4th FG%	2-12	16.7%
3PT%	1-6	16.7%
FT%	6-6	100%
GMFG%	13-55	23.6%
3PT%	4-18	22.2%
FT%	12-20	60.0%

Dead Ball Rebounds: 6, 0

Georgia Tech - 60				Record: 1-0												
NO. Name	Min	FG M-A	3P M-A	FT M-A	Rebounds OR DR TOT	Fouls PF FD	TP AS	TO ST	Blocks BS BA	+/-	Shooting By Period					
13 Kayla Blackshear	F 35:55	2-6	0-0	2-2	5	3	8	2	1	6	1	2	0	1	19	1st FG% 4-18 22.2%
20 Nerea Hermosa	C 22:47	3-7	0-0	0-0	1	5	6	2	0	6	0	2	2	0	13	3PT% 2-5 40.0%
1 Cameron Swartz	G 34:11	4-12	3-7	8-10	0	1	6	6	3	17	3	0	0	0	21	FT% 2-2 100%
5 Tonie Morgan	G 17:07	0-3	0-0	0-0	1	7	8	2	0	0	1	3	0	0	0	2nd FG% 5-12 41.7%
10 Bianca Jackson	G 36:29	6-16	2-5	4-4	2	3	5	3	0	18	3	4	1	1	17	3PT% 3-5 60.0%
24 Elyia Love	09:42	1-5	0-1	0-0	0	2	2	1	0	2	0	0	0	0	-5	FT% 5-8 62.5%
33 Carmyn Harrison	12:59	0-0	0-0	2-2	1	6	7	0	1	2	1	2	0	2	11	3rd FG% 5-15 33.3%
25 Kara Dunn	14:27	1-1	0-0	3-4	1	2	3	2	2	5	0	4	0	1	0	3PT% 0-4 0.0%
15 Anyonce Carter	10:20	0-1	0-1	2-2	0	0	0	0	1	2	0	1	0	0	0	4th FG% 3-7 42.9%
11 Aixa Wone Aranz	02:02	0-0	0-0	0-0	0	0	0	0	0	0	0	0	0	0	-1	FT% 0-1 0.0%
22 Ines Noguero	04:01	0-1	0-0	0-0	1	1	1	0	0	0	0	1	1	0	-2	FT% 10-12 83.3%
Team		2	2	4						0	0					GMFG% 7-10 70.0%
Totals	17:52	5-15	21-24	14	36	50	13	15	60	9	22	4	5	3	18	3PT% 5-15 33.3%
																FT% 21-24 87.5%

Technical Fouls: NONE

Dead Ball Rebounds: 2, 0

GSU		GT	
Biggest lead	2 (1 st 8:56)	22 (3 rd 8:14)	
Best Scoring Run	5 (3 rd 6:57)	12 (2 nd 0:44)	
Lead Changes	1		
Times Tied	0		
Time with Lead	00:14	38:42	

Points from Turnovers		GSU		GT	
Paint	14	22			
Second Chance	4	13			
Fast Breaks	8	2			
Bench	19	11			

Period by Period Scoring					
	1st	2nd	3rd	4th	TOT
GSU	5	6	20	11	42
GT	12	18	14	16	60

2 Kennesaw State

Kennesaw State

Nov. 13, 2022 | McCamish Pavilion (Atlanta, Ga.)

65
39

Official Basketball Box Score - Final
Kennesaw St. at Georgia Tech
11/13/22 McCamish Pavilion, Atlanta
Georgia Tech vs. Kennesaw State

Game Time: 2:00 PM
Game Duration: 1:45
Attendance: 1,334

Officials: Billy Smith, Rod Oesch, Carl Chambers

Kennesaw St. - 39													Record: 1-2		
NO. Name	Min	FG M-A	3P M-A	FT M-A	Rebounds OR	Rebounds DR	Fouls PF	Fouls FD	TP	AS	TO	ST	Blocks BS	Blocks BA	+/-
24 Precnis Harden	F 06:38	1-2	0-0	0-0	0	1	1	3	0	2	0	1	0	1	-5
25 Gabi Legister	F 23:25	2-6	0-0	0-0	4	3	7	1	1	4	1	1	0	1	-7
0 Amari Johnson	G 29:03	3-11	2-6	0-0	0	5	5	2	0	8	1	3	2	1	-15
15 Jan'Che Whitfield	G 27:42	2-6	0-0	1-2	0	4	4	3	2	5	1	4	2	0	-18
23 Bre'Lyn Snipes	G 19:13	2-7	1-1	0-2	0	0	0	1	1	5	0	1	0	0	-20
5 Lyndsey Whilby	17:35	0-4	0-3	2-2	0	0	0	1	2	2	1	2	0	0	-16
20 Stacie Jones	07:35	0-2	0-0	0-0	0	0	0	0	0	0	0	0	0	0	-16
1 Carly Hooks	21:10	4-10	0-1	0-0	2	0	2	2	0	8	1	2	0	1	-12
30 Gillian Piccolino	15:47	1-5	1-5	0-0	2	2	1	0	3	0	1	0	0	0	-17
21 Keyarah Berry	12:54	1-1	0-0	0-0	1	1	1	1	1	2	0	1	0	0	-9
22 Kyndall Golden	06:07	0-0	0-0	0-0	1	0	1	0	0	0	0	0	0	0	-1
3 Lee/Aira Willis	09:10	0-2	0-1	0-0	1	1	2	3	3	0	0	1	0	1	-4
45 Taylor Cullinan	02:53	0-0	0-0	0-0	1	0	1	0	0	0	0	0	0	0	-2
11 Laura Toffali	00:48	0-0	0-0	0-0	0	0	0	0	0	0	0	0	0	0	0
Team					2	4	6			0	2				
Totals	16:57	4-17	3-6	11	21	32	19	10	39	5	19	4	2	5	-26

Shooting By Period			
1st FG%	4-11	36.4%	
3PT%	0-0	0.0%	
FT%	0-2	0%	
2nd FG%	4-14	28.6%	
3PT%	1-4	25.0%	
FT%	0-0	0%	
3rd FG%	5-14	35.7%	
3PT%	2-3	66.7%	
FT%	3-4	75%	
4th FG%	3-18	16.7%	
3PT%	1-10	10.0%	
FT%	0-0	0%	
GMFG%	16-57	28.1%	
3PT%	4-17	23.5%	
FT%	3-4	50.0%	

Dead Ball Rebounds: 4, 1

Technical Fouls: NONE

Georgia Tech - 65				Record: 20-20														
NO. Name		Min	FG		3P		Rebounds		Fouls		TP	AS	TO	ST	Blocks		+/-	
			M	A	M	A	OR	DR	OT	PF					FD	BS		BA
13	Kayla Blackshear	F	20:20	4-6	0-1	3-4	4	3	7	1	3	11	1	2	1	1	10	
20	Nerea Hermosa	C	26:58	3-5	0-0	0-0	2	6	8	3	0	6	2	1	0	1	23	
1	Cameron Swartz	G	26:58	5-12	4-9	0-0	1	4	5	1	3	14	1	0	2	0	21	
5	Tonie Morgan	G	23:44	3-8	0-4	2-2	0	1	1	2	2	8	1	1	0	0	15	
10	Bianca Jackson	G	24:05	1-6	0-1	4-6	1	2	3	0	5	6	4	2	2	1	13	
24	Elyia Love		21:36	1-9	0-1	0-0	0	5	5	0	0	2	2	1	1	0	15	
25	Kara Dunn		24:25	4-6	1-2	4-7	4	1	5	0	4	13	3	2	2	0	19	
33	Carmyn Harrison		07:06	0-0	0-0	0-0	1	1	2	0	0	0	0	0	0	0	0	
15	Anyonce Carter		10:00	1-2	0-1	1-2	0	1	1	0	1	3	0	1	0	1	5	
11	Aixa Wone Aranz		04:53	0-1	0-0	0-0	0	0	0	0	1	0	0	0	0	0	3	
22	Ines Noguero		04:53	1-2	0-0	0-0	0	2	2	0	0	2	0	0	1	1	0	
14	Raevon Boswell		04:14	0-1	0-1	0-0	0	0	0	0	3	0	0	1	0	0	3	
4	Anisa Clark		00:48	0-1	0-0	0-0	0	0	0	0	0	0	0	0	0	0	0	
Team				3	2	5						0	1					
Totals			23:59	5-20	14-21	16	28	44	10	19	65	14	12	9	5	2	26	
Shooting By Period																		
			1st FG	6-13	46.2%													
			2nd FG	3PT	3-7	42.9%												
			3rd FG	5-6	83.3%													
			4th FG	2-4	50.0%													
			3PT	2-4	50.0%													
			3PT	3-4	75.0%													
			3rd FG	6-17	35.3%													
			3PT	0-5	0.0%													
			4th FG	5-14	35.7%													
			3PT	0-2	0.0%													
			3PT	2-4	50.0%													
			GMFG	23-59	39.0%													
			3PT	5-20	25.0%													
			FG	14-21	66.7%													
Dead Ball Rebounds: 5.1																		

Technical Fouls: NONE

KSU		GT	
Biggest lead	0 (1 st 10:00)	26 (4 th 1:17)	
Best Scoring Run	6 (1 st 3:47)	11 (2 nd 3:18)	
Lead Changes	0		
Times Tied	0		
Time with Lead	00:00	39:05	

Points from Turnovers		KSU		GT	
Paint	11	26			
Second Chance	2	13			
Fast Breaks	4	15			
Bench	15	20			

9
T

Dead Ball Rebounds: 5, 1

3 Georgia Tech

Auburn

Nov. 16, 2022 | Neville Arena (Auburn, Ala.)

57
51

Official Basketball Box Score - Final
Georgia Tech at Auburn
11/16/22 Neville Arena, Auburn, Ala.
2022-23 Women's Basketball

Game Time: 7:00 PM
Game Duration: 2:06
Attendance: 1,532

Officials: Maj Forsberg, Eric Brewton, Meadow Overstreet

Georgia Tech - 57																
Record: 3-0																
NO. Name	Min	FG M/A	3P M/A	FT M/A	Rebounds OR DR TOT	Fouls PF	TP AS	TO ST	Blocks BS BA	+/-	Shooting By Period					
13 Kayla Blackshear	F 17:50	0-2	0-0	3-4	2	2	4	2	3	0	4	0	0	3	1st FG% 7-11 63.0%	
20 Nerea Hermosa	C 32:13	2-5	0-0	0-0	0	3	7	10	4	2	4	1	1	0	FG% 3-5 60.0%	
1 Cameron Swartz	G 40:00	6-13	3-5	1-2	0	6	6	2	4	16	0	3	2	0	2nd FG% 6-10 60.0%	
5 Tonie Morgan	G 24:10	3-10	0-2	4-6	2	2	4	3	5	10	4	3	1	1	13 FG% 1-1 100.0%	
10 Bianca Jackson	G 38:30	5-10	1-1	1-2	0	5	5	2	3	12	2	4	1	1	0 FG% 2-6 33.3%	
24 Elyia Love	32:11	4-6	0-0	4-8	2	2	4	1	4	0	2	2	0	1	2 3rd FG% 3-19 15.8%	
25 Kara Dunn	07:17	0-4	0-0	0-0	0	0	0	0	0	0	0	0	0	0	-1 FG% 0-2 0%	
33 Carmyn Harrison	03:47	0-0	0-0	0-0	0	2	2	0	0	0	0	0	0	0	-1 FG% 0-5 0%	
15 Anyonce Carter	03:59	0-0	0-0	0-0	0	0	0	0	0	0	0	1	0	0	-4 4th FG% 0-0 0%	
Team					2	2	4				0				FG% 0-0 0%	
Totals		20-50	4-8	13-22	11	28	39	10	20	57	8	22	8	2	4	6 FG% 6-19 50%

2022-23 BOX SCORES

5 South Florida

Georgia Tech

Nov. 25, 2022 | Hertz Arena (Estero, Fla.)

63
50

Official Basketball Box Score - Final
South Fla. at Georgia Tech
11/25/22 Hertz Arena, Estero
Gulf Coast Showcase - Game 4

Game Time: 7:30 PM
Game Duration: 1:46
Attendance: 275

Officials: Kevin Pethel, Carla Fountain, Tara Cruise

South Fla. - 63

Record: 7-0

NO. Name	Min	FG	3P	FT	Rebounds	Fouls	TP	AS	TO	ST	Blocks	+/-
		M-A	M-A	M-A	OR DR TOT	PF	FD				BS BA	
32 Dulcy Fankam Mendjadou	33:59	6-13	0-0	7-8	8 13 21	4 7	19	1	5	0	1 0 14	
55 Carla Brito	F 25:56	1-7	0-0	0-0	2 4 6	1 1	2	2	1	1	0 0 13	
3 Sammie Pulsis	G 32:00	1-8	1-3	4-4	2 4 6	2 3	7	0	3	0	0 0 12	
5 Elena Tsineke	G 31:08	7-17	4-6	6-7	1 2 3	5 24	1	2	1	0	0 2 17	
22 Aerial Wilson	G 34:53	0-5	0-1	0-0	1 3 4	3 5	0	4	2	1	0 0 16	
2 Priscilla Williams	06:00	0-1	0-0	0-0	0 0 0	0 0	0	1	0	0	0 0 -4	
14 Emma Johansson	06:35	1-1	0-0	0-0	0 0 0	1 0	2	1	0	0	0 0 -1	
20 Daniela Gonzalez	17:43	3-7	0-1	3-4	5 2 7	3 2	9	0	1	0	1 0 0	
12 Marina Asensio	05:07	0-0	0-0	0-0	0 0 0	2 0	0	0	1	1	0 0 -3	
10 Janette Aarnio	06:39	0-0	0-0	0-0	0 0 0	0 0	0	0	0	0	0 0 1	
Team					2 1 3	0	0	1				
Totals		19-59	5-11	20-23	21 29 50	18 23	63	10	16	4	2 3 13	

Technical Fouls: NONE

Shooting By Period	1st	2nd	3rd	4th	GM
FG%	7-16 43.8%	2-4 50.0%	5-19 26.3%	5-13 38.5%	17-59 28.8%
3PT%	0-0 0.0%	0-0 0.0%	1-2 50.0%	1-4 25.0%	2-6 33.3%
FT%	7-8 87.5%	4-4 100%	6-7 85.7%	1-3 33.3%	18-23 78.3%
GM FG%	19-59 32.2%	5-11 45.5%	20-23 87.0%		

Dead Ball Rebounds: 2, 0

Georgia Tech - 50

Record: 3-2

NO. Name	Min	FG	3P	FT	Rebounds	Fouls	TP	AS	TO	ST	Blocks	+/-
		M-A	M-A	M-A	OR DR TOT	PF	FD				BS BA	
20 Nerea Hermosa	C 13:03	0-6	0-0	0-0	2 2 4	5 0	0	0	1	0	0 0 -5	
1 Cameron Swartz	G 21:25	2-9	0-3	2-3	1 2 3	4 1	6	0	1	0	1 0 -1	
5 Tonie Morgan	G 26:30	6-13	0-1	5-6	3 4 7	2 6	17	4	3	1	1 0 0	
10 Bianca Jackson	G 32:49	2-11	0-3	0-0	0 1 1	1 1	4	0	2	0	1 1 -28	
24 Eyla Love	G 26:00	0-3	0-1	0-0	1 1 2	4 2	0	1	0	1	0 0 1	
15 Ayvonne Carter	12:53	2-3	1-2	2-2	0 2 2	3 0	7	0	0	0	1 0 -11	
13 Kayla Blackshear	11:31	0-1	0-0	2-2	3 0 3	1 1	2	0	2	0	0 0 -5	
11 Aixa Wone Aranz	34:52	4-10	0-0	0-0	1 3 4	1 5	8	0	1	0	0 0 -6	
25 Kara Dunn	18:03	1-5	0-0	4-4	2 2 4	1 2	6	0	0	1	1 0 -2	
33 Carmyn Harrison	00:45	0-0	0-0	0-0	0 0 0	1 0	0	0	0	0	0 0 -4	
Team					1 3 4	0	0	0				
Totals		17-61	1-10	15-17	14 20 34	23 18	50	5	10	5	3 2 -13	

Technical Fouls: NONE

Shooting By Period	1st	2nd	3rd	4th	GM
FG%	4-15 26.7%	0-3 0.0%	6-20 30.0%	3-14 21.4%	17-61 27.9%
3PT%	0-3 0.0%	0-0 0.0%	1-2 50.0%	1-4 25.0%	2-6 33.3%
FT%	4-4 100%	2-2 100%	6-7 85.7%	1-3 33.3%	15-17 88.2%
GM FG%	17-61 27.9%	0-3 0.0%	6-20 30.0%	3-14 21.4%	

Dead Ball Rebounds: 3, 0

	USF	GTU
Biggest lead	16 (4 th 6:23)	0 (1 st 10:00)
Best Scoring Run	9 (1 st 3:06)	5 (2 nd 5:01)
Lead Changes	0	0
Times Tied	0	0
Time with Lead	39:14	00:00

Points from	USF	GTU
Turnovers	12	12
Paint	24	24
Second Chance	22	12
Fast Breaks	4	6
Bench	11	23

Period by Period Scoring	1st	2nd	3rd	4th	TOT
USF	25	10	15	13	63
GTU	12	14	13	11	50

6 Georgia Tech

Air Force

Nov. 26, 2022 | Hertz Arena (Estero, Fla.)

65
59

Official Basketball Box Score - Final
Georgia Tech at Air Force
11/26/22 Hertz Arena, Estero
Gulf Coast Showcase - Game 6

Game Time: 1:30 PM
Game Duration: 1:38
Attendance: 215

Officials: Kyle Galloway, Dawn Marsh, Tiffany Bridges

Georgia Tech - 65

Record: 4-2

NO. Name	Min	FG	3P	FT	Rebounds	Fouls	TP	AS	TO	ST	Blocks	+/-
		M-A	M-A	M-A	OR DR TOT	PF	FD				BS BA	
20 Nerea Hermosa	C 21:29	4-5	0-0	1-2	1 4 5	3 1	9	2	2	1	0 0 3	
1 Cameron Swartz	G 25:34	3-9	0-3	1-1	2 0 2	2 1	7	0	2	0	0 0 -5	
5 Tonie Morgan	G 27:39	5-10	0-0	4-4	3 6 9	3 5	14	5	1	0	0 0 -19	
10 Bianca Jackson	G 27:04	6-7	0-0	0-0	0 3 3	0 1	12	1	8	1	0 0 0	
24 Eyla Love	G 23:32	0-0	0-0	0-0	0 6 6	2 2	1	0	1	1	3 1 -2	
25 Kara Dunn	22:28	4-7	1-2	0-1	3 1 4	2 1	9	1	0	1	0 1 1	
11 Aixa Wone Aranz	18:31	1-3	0-0	0-0	2 3 5	2 0	2	0	3	0	0 0 3	
13 Kayla Blackshear	18:52	3-11	0-0	2-2	4 3 7	1 1	8	2	1	0	0 1 3	
15 Ayvonne Carter	11:22	1-2	1-2	0-0	0 0 0	0 1	3	0	1	1	0 0 14	
22 Ines Noguero	03:29	0-0	0-0	0-0	0 0 0	1 1	0	0	2	1	0 0 0 4	
Team					0 4 4	0	0	0				
Totals		27-56	2-7	9-12	15 30 45	16 14	65	13	20	5	4 3 6	

Technical Fouls: NONE

Air Force - 59

Record: 3-3

NO. Name	Min	FG	3P	FT	Rebounds	Fouls	TP	AS	TO	ST	Blocks	+/-
		M-A	M-A	M-A	OR DR TOT	PF	FD				BS BA	
30 Dasha Macmillan	F 20:03	2-4	2-3	0-0	0 1 1	0 0	6	0	0	0	0 0 -23	
33 Nikki McDonald	F 28:26	1-5	0-2	2-2	0 0 0	1 4	4	0	1	0	0 0 0	
4 Madison Smith	G 31:32	8-20	2-8	4-4	2 2 4	2 3	22	2	1	2	0 3 -9	
10 Kami Heath	G 26:00	5-13	0-2	1-2	1 2 3	3 1	11	1	1	0	0 0 -21	
40 Jo Hunter	G 33:29	0-3	0-3	0-0	0 4 4	3 3	0	5	1	2	2 0 -5	
2 Milahnie Perry	10:00	0-2	0-1	0-0	0 1 1	0 0	0	0	2	0	0 0 -1	
13 Faith Shelton	11:02	1-1	0-0	0-0	0 0 0	0 0	2	0	0	0	0 0 2	
5 Taylor Britt	20:36	3-6	0-3	5-5	1 2 3	3 4	11	1	2	3	0 0 22	
31 Emily Adams	19:22	1-3	0-0	1-2	2 2 4	2 1	3	0	1	0	1 0 8	
Team					1 2 3	0	1					
Totals		21-57	4-22	13-15	7 16 23	14 16	59	9	10	8	3 4 -6	

Technical Fouls: NONE

	GT	AF
Biggest lead	23 (4 th 8:35)	1 (1 st 4:15)
Best Scoring Run	10 (1 st 8:05)	13 (4 th 4:04)
Lead Changes	2	0
Times Tied	0	5
Time with Lead	37:44	01:57

Points from	GT	AF
Turnovers	13	25
Paint	40	26
Second Chance	8	7
Fast Breaks	2	5
Bench	22	16

Period by Period Scoring	1st	2nd	3rd	4th	TOT
GT	16	19	23	7	65
AF	13	16	9	21	59

Dead Ball Rebounds: 1, 0

7 Georgia Tech

Belmont

Nov. 27, 2022 | Hertz Arena (Estero, Fla.)

58
52

Official Basketball Box Score - Final
Georgia Tech at Belmont
11/27/22 Hertz Arena, Estero
Gulf Coast Showcase - Game 10

Game Time: 1:30 PM
Game Duration: 1:46
Attendance: 143

Officials: Carla Fountain, Dawn Marsh, Tiffany Bridges

Georgia Tech - 58

Record: 5-2

NO. Name	Min	FG	3P	FT	Rebounds	Fouls	TP	AS	TO	ST	Blocks	+/-
		M-A	M-A	M-A	OR DR TOT	PF	FD				BS BA	
20 Nerea Hermosa	C 06:48	0-0	0-0	0-0	0 1 1	1 0	0	0	1	0	0 0 -11	
1 Cameron Swartz	G 36:25	3-16	1-6	5-5	0 6 6	0 5	12	0	1	0	0 1 11	
5 Tonie Morgan	G 22:06	1-2	0-0	2-2	3 1 4	2 4	1	3	0	0	0 0 7	
10 Bianca Jackson	G 36:02	7-18	3-4	7-8	1 6 7	0 6	24	1	1	1	0 0 0	
24 Eyla Love	G 26:21	2-7	0-0	0-0	1 3 4	3 1	4	0	0	0	0 1 -3	
11 Aixa Wone Aranz	27:43	1-3	0-0	0-0	4 1 5	3 1	2	3	0	0	0 0 13	
25 Kara Dunn	25:27	4-11	0-2	0-0	4 3 7	2 1	8	1	0	1	0 0 0	
13 Kayla Blackshear	13:39	0-3	0-0	4-4	2 4 6	0 2	4	1	1	0	0 0 9	
33 Carmyn Harrison	05:29	0-0	0-0	0-0	0 1 1	3 0	0	0	0	0	0 0 0	
Team					2 6 8	0	0	0				
Totals		18-60	4-12	18-25	19 30 49	14 20	58	7	7	2	0 2 6	

Technical Fouls: NONE

Shooting By Period	1st	2nd	3rd	4th	GM
FG%	5-18 27.8%	4-13 30.8%	6-20 30.0%	3-14 21.4%	18-60 30.0%
3PT%	1-4 25.0%	0-0 0.0%	1-2 50.0%	1-4 25.0%	3-10 30.0%
FT%	5-5 100%	6-7 85.7%	1-2 50.0%	1-3 33.3%	13-25 52.0%
GM FG%	18-60 30.0%	4-13 30.8%	6-20 30.0%	3-14 21.4%	

Dead Ball Rebounds: 3, 0

Belmont - 52

Record: 2-5

NO. Name	Min	FG	3P	FT	Reb	Fouls	TP	AS	TO	ST	Blocks	+/-
		M-A	M-A	M-A	OR DR TOT	PF	FD				BS BA	
3 Madison Bartley	F 22:54	9-20	3-8	1-3	2 5 7	4 3	22	1	2	0	0 0	10
0 Tuli Jones	G 33:21	2-9	0-5	0-0	3 8 11	2 0	4	2	0	1	0 0	-4
5 Sydney Harvey	G 25:13	3-11	2-8	0-0	1 1 5	5 1	8	2	2	1	0 0	-2
11 Destinee Wells	G 33:07	3-13	1-6	0-0	1 3 4	1 2	7	6	3	0	0 0	2
23 Nikki Baird	G 16:31	1-2	0-0	2-2	4 4 1	2 1	0	1	0	1	0 0	0
10 Blair Schoenwald	07:14	0-1	0-0	0-0	0 0 0	0 0	0	0	0	0	0 0	-2
12 Kilyn McGuff	29:04	0-3	0-3	2-2	2 2 2	1 3	2	0	0	0	0 0	-11
22 Tessa Miller	20:01	1-4	0-0	2-4	1 1 2	2 3	4	1	3	1	1 0	-14
24 Kate Hollifer	07:43	1-1	1-1	0-0	0 0 0	0 0	3	0	0	0	0 0	-7
4 Kendal Cheesman	02:44	0-0	0-0	0-0	0 0 0	0 1	0	0	1	0	0 0	2
4 Brooke Highmark	02:08	0-0	0-0	0-0	0 0 0	1 0	0	0	0	0	0 0	-4
Team					7 5 12	43	20	14	52	13	0 0	0
Totals		20-64	7-34	5-19	26 27 43	40	14	52	13	11	4 2	0 -6

2022-23 BOX SCORES

9

Georgia Tech
Belmont

Dec. 4, 2022 | Curb Event Center (Nashville, Tenn.)

59
55
 Official Basketball Box Score - Final
 Georgia Tech at Belmont
 12/04/22 Curb Event Center, Nashville
 2022-23 Women's Basketball

 Game Time: 2:00 PM
 Game Duration: 1:47
 Attendance: 1,048

Officials: Troy Winters, Kristen Bell, Jamie Brodick

Georgia Tech - 59

Record: 7-2

NO. Name	Min	FG	3P	FT	Rebounds	Fouls	TP	AS	TO	ST	Blocks	+/-
M.A.	M.A.	M.A.	M.A.	OR DR TOT	PF FD						BS BA	
11 Aixa Wone Aranz	F 18:47	1-3	0-0	0-0	2 2 4	2 0	2	1	1	0	0 0	8
1 Cameron Swartz	G 38:09	7-18	3-10	2-3	0 5 5	1 2	19	1	1	2	0 1	12
5 Tonie Morgan	G 27:00	5-13	0-0	5-7	1 4 5	2 5	15	0	1	0	0 0	8
10 Bianca Jackson	G 36:26	3-14	0-3	3-4	0 6 6	3 3	9	2	2	1	1 0	3
24 Eyla Love	G 11:42	1-4	0-0	0-0	1 2 3	0 2	2	0	0	0	0 1	2
13 Kayla Blackshear	28:18	1-3	0-1	2-2	7 3 10	3 3	4	0	1	0	1 0	2
20 Nerea Hermosa	18:42	3-8	0-0	0-0	2 2 4	1 0	6	0	1	1	0 0	-2
25 Kara Dunn	13:01	1-4	0-1	0-0	4 2 6	2 2	2	0	1	1	0 0	-7
22 Ines Noguero	01:33	0-0	0-0	0-0	2 0 2	0 0	0	0	0	0	0 0	2
15 Ayvonne Carter	04:04	0-0	0-0	0-0	0 0 1	1 0	0	1	1	0	0 0	4
33 Carmyn Harrison	02:18	0-0	0-0	0-0	0 0 0	1 0	0	0	0	0	0 0	-2
Team					2 1 3			0	0			
Totals		22-67	3-15	12-16	21 28 49	17 15	59	5	9	5	2 2	4

Technical Fouls: NONE

Shooting By Period	1st FG%	2nd FG%	3rd FG%	4th FG%	GM FG%
1st FG%	7-19 36.8%				
2nd FG%		6-18 33.3%			
3rd FG%			3-16 18.8%		
4th FG%				6-14 42.9%	
GM FG%	22-67 32.8%				

Dead Ball Rebounds: 2, 0

Belmont - 55

Record: 2-6

NO. Name	Min	FG	3P	FT	Rebounds	Fouls	TP	AS	TO	ST	Blocks	+/-
M.A.	M.A.	M.A.	M.A.	OR DR TOT	PF FD						BS BA	
3 Madison Bartley	F 27:49	4-12	1-3	0-0	2 3 5	3 1	9	1	2	0	0 0	-15
0 Tuti Jones	G 34:10	2-7	1-2	5-6	2 4 6	2 4	10	3	2	0	0 0	-4
5 Sydni Harvey	G 32:23	1-10	0-5	5-6	2 3 5	2 4	7	1	1	1	0 1	-10
11 Destinee Wells	G 32:37	5-15	0-5	5-5	0 1 1	1 4	15	5	2	0	0 0	-7
23 Nikki Baird	G 32:00	1-3	1-2	0-0	1 6 7	3 0	3	1	0	0	0 0	-5
4 Brooke Highmark	03:08	0-1	0-0	0-0	0 0 0	0 0	0	0	0	0	0 0	-2
12 Kiyan McGuff	14:42	1-2	1-2	0-0	1 0 1	1 1	3	0	1	2	2 0	6
22 Tessa Miller	18:03	4-4	0-0	0-1	1 6 7	3 3	8	0	1	0	0 0	4
10 Blair Schoenwald	04:16	0-1	0-1	0-0	0 0 1	1 0	0	0	0	0	0 0	-2
24 Katie Hollifield	00:42	0-0	0-0	0-0	0 0 0	0 0	0	0	0	1	0 0	0
Team					2 4 4	0	0	1	1			
Totals		18-55	4-20	15-18	11 26 37	15 17	55	11	8	4	2 2	-4

Technical Fouls: NONE

Shooting By Period	1st FG%	2nd FG%	3rd FG%	4th FG%	GM FG%
1st FG%	3-15 20.0%				
2nd FG%		5-13 38.5%			
3rd FG%			2-5 40.0%		
4th FG%				7-18 38.9%	
GM FG%	18-55 32.7%				

Dead Ball Rebounds: 1, 0

	Geo	Bel
Biggest lead	13 (2 nd 7:15)	1 (4 th 4:07)
Best Scoring Run	10 (1 st 0:28)	9 (4 th 9:29)
Lead Changes	2	3
Times Tied	3	0
Time with Lead	37:55	00:19

10

Georgia Tech
Central Michigan

Dec. 11, 2022 | McCamish Pavilion (Atlanta, Ga.)

71
45
 Official Basketball Box Score - Final
 Central Michigan at Georgia Tech
 12/11/22 McCamish Pavilion, Atlanta
 Georgia Tech vs. Central Michigan

 Game Time: 1:00 PM
 Game Duration: 1:40
 Attendance: 1,504

Officials: Katie Lukanich, Rod Oesch, Brandon Entlerline

Central Michigan - 45

Record: 1-8

NO. Name	Min	FG	3P	FT	Rebounds	Fouls	TP	AS	TO	ST	Blocks	+/-
M.A.	M.A.	M.A.	M.A.	OR DR TOT	PF FD						BS BA	
25 Sydney Harris	F 38:08	8-15	3-10	2-2	0 2 2	1 3	21	3	1	2	0 0	-28
31 Rochelle Norris	C 14:07	2-8	0-0	0-0	5 2 7	4 1	4	0	4	0	1 1	-17
1 Lisa Tesson	G 15:07	0-5	0-2	0-0	0 0 0	0 0	0	1	1	0	0 0	-15
5 Anika Weekes	G 32:23	1-8	0-0	0-0	3 2 5	2 3	2	1	1	1	0 0	-17
11 Bridget Ulberg	G 35:13	3-7	2-5	0-0	4 4 4	0 0	8	2	4	2	0 0	-24
22 Nadege Jean	18:31	2-2	0-0	0-0	5 5 3	4 0	1	4	2	5	2 0	-13
24 Taylor Anderson	14:25	0-0	0-0	0-0	1 3 4	3 0	0	1	0	0	0 0	-7
15 Jhanya Walker	17:02	1-4	0-1	0-0	0 1 1	1 0	2	0	2	0	0 0	-13
20 Tiana Timpe	03:58	0-1	0-0	0-0	0 0 0	0 0	0	0	1	0	0 0	-2
12 Karrington Gordon	01:00	0-0	0-0	0-0	1 1 0	1 0	2	0	0	1	0 0	2
2 Mikala Hall	07:22	0-3	0-1	2-2	1 0 1	2 2	2	0	0	1	0 0	4
Team					1 1 2		0	2				
Totals		18-54	5-20	4-4	11 21 32	16 10	45	10	22	8	2 3	-26

Technical Fouls: NONE

Dead Ball Rebounds: 0, 0

Georgia Tech - 71

Record: 8-2

NO. Name	Min	FG	3P	FT	Rebounds	Fouls	TP	AS	TO	ST	Blocks	+/-
M.A.	M.A.	M.A.	M.A.	OR DR TOT	PF FD						BS BA	
11 Aixa Wone Aranz	F 17:15	1-3	0-0	0-0	2 3 3	1 1	2	0	1	2	0 0	15
1 Cameron Swartz	G 21:19	4-9	2-6	1-1	0 3 3	1 2	11	1	2	2	0 0	14
5 Tonie Morgan	G 28:05	2-6	0-1	4-4	1 2 3	1 4	8	3	4	1	0 1	10
10 Bianca Jackson	G 24:25	5-9	2-3	2-3	0 4 4	0 2	14	0	0	0	0 0	24
24 Eyla Love	G 12:42	0-5	0-0	2-2	1 2 3	0 1	2	0	0	0	0 0	11
13 Kayla Blackshear	22:44	2-4	0-0	0-0	3 7 10	1 1	4	1	0	2	0 0	16
20 Nerea Hermosa	15:23	3-7	0-0	2-2	3 0 3	1 2	8	0	1	1	3 0	15
25 Kara Dunn	18:50	4-9	0-1	2-2	2 1 3	1 2	10	2	2	1	0 0	12
14 Raevon Boswell	07:33	0-0	0-0	0-0	1 0 1	1 0	0	1	0	0	0 0	4
22 Ines Noguero	15:20	4-6	2-4	0-0	0 2 0	1 1	10	1	1	1	0 0	5
15 Ayvonne Carter	09:02	0-2	0-1	0-0	0 0 1	1 3	0	0	1	1	0 0	8
33 Carmyn Harrison	07:22	1-1	0-0	0-0	1 1 2	0 0	2	0	0	1	0 0	-4
Team					0 0 0		0	0	0			
Totals		26-61	6-16	13-14	14 24 38	10 16	71	14	13	11	3 2	26

Technical Fouls: NONE

Dead Ball Rebounds: 1, 1

	CMU	GT
Biggest lead	1 (1 st 4:50)	32 (4 th 7:06)
Best Scoring Run	7 (1 st 4:50)	13 (3 rd 1:54)
Lead Changes	2	2
Times Tied	0	3
Time with Lead	00:26	38:18

12

Georgia Tech
Furman

Dec. 21, 2022 | McCamish Pavilion (Atlanta, Ga.)

82
41
 Official Basketball Box Score - Final
 Furman at Georgia Tech
 12/21/22 McCamish Pavilion, Atlanta
 Georgia Tech vs. Furman

 Game Time: 1:00 PM
 Game Duration: 1:43
 Attendance: 707

Officials: Tara Cross, Daryl Humphrey, Josh Howell

Furman - 41

Record: 7-7

NO. Name	Min	FG	3P	FT	Rebounds	Fouls	TP	AS	TO	ST	Blocks	+/-
M.A.	M.A.	M.A.	M.A.	OR DR TOT	PF FD						BS BA	
3 Jada Session	F 21:30	3-8	0-0	0-0	0 4 4	3 3	6	0	2	0	0 0	-22
4 Graceven RJ	F 16:00	0-0	0-0	0-0	2 0 2	4 1	6	0	2	1	2	-32
2 Jansy Outten	G 21:43	1-3	0-0	1-2	0 0 0	2 1	3	1	2	1	0 0	-19
24 Jaelynn Acker	G 31:41	2-11	0-7	2-3	2 0 2	3 5	6	2	2	1	1 0	-30
35 Sydney James	G 33:13	3-10	1-3	1-4	3 8 11	3 2	8	0	0	1	0 0	-31
13 Paraskevi Kolia	18:17	2-5	0-1	0-0	0 1 1	3 2	4	1	5	3	0 0	-122
20 Sydney Ryan	16:08	2-9	0-4	0-0	3 0 3	3 1	0	4	2	1	0 0	-21
1 Evie DePetro	11:24	0-3	0-2	0-0	1 1 2	0 0	0	0	0	0	0 0	-15
42 Kate Johnson	06:42	0-0	0-0	0-0	0 1 1	1 0	0	0	2	0	0 0	-7
43 Katie Whitaker	04:08	1-4	0-0	2-3	1 0 1	0 2	4	0	0	0	0 0	-2
10 Kennedy Grier	03:42	0-1	0-1	0-0	0 2 2	0 0	0	0	0	0	0 0	-6
5 Jaeyden Hill-Mims	01:18	0-0	0-0	0-0	0 0 0	0 0	0	0	0	0	0 0	2
Team					4 8 8		0	2				
Totals		17-62	1-19	6-12	16 21 37	21 16	41	4	20	8	3 6	-41

Technical Fouls: Coach 3rd 7:17

Georgia Tech - 82

Record: 9-3

NO. Name	Min	FG	3P	FT	Rebounds		Fouls		TP	AS	TO	ST	Blocks	BA	Shooting By Period		
					OR	DR	TOT	PF							FD	1st FG%	2nd FG%
11 Aixa Wone Aranz	F 15:23	0-0	0-0	0-0	0	1	1	2	2	0	1	1	1	0	0	3PT% 28	22.22%
1 Cameron Swartz	G 18:40	4-11	1-7	2-2	0	1	1	2	11	1	1	0	0	0	15	FT% 67	33.33%
5 Tonie Morgan	G 24:29	3-10	0-2	5-6	4	6	10	2	4	11	8	2	1	0	28	2nd FG%	8-13
10 Bianca Jackson	G 27:52	8-12	3-5	2-2	0	2	2	1	21	4	1	1	0	0	24	3PT% 25	40.0%
24 Eyla Love	G 11:45	1-2	0-0	0-0	1	3	4	2	2	1	1	1	0	0	10	FT% 12	50.0%
13 Kayla Blackshear	18:15	1-3	0-0	4-4	0	4	4	1	6	1	1	1	1	1	22	3rd FG%	7-16
20 Nerea Hermosa	16:35	2-6	0-0	2-4	1	1	2	1	3	6	2	2	1	2	19	3PT% 24	53.8%
25 Kara Dunn	18:08	3-8	1-3	0-0	4	2	6	2	0	7	2	0	1	0	22	FT% 67	85.7%
15 Ayvonne Carter	14:46	1-3	0-1	0-0	0	1	1	2	0	2	2	0	1	0	13	4th FG%	7-21
22 Ines Noguero	14:39	3-7	1-3	0-0	2	4	6	1	2	7	2	2	3	1	16	3PT% 2-8	25.0%
14 Raeven Boswell	10:00	2-6	2-4	1-2	1	1	2	1	7	0	1	0	0	0	9	FT% 2-3	66.7%
33 Carmyn Harrison	08:02	1-1	0-0	0-0	0	1	1	2	0	2	0	0	1	0	7	GMFG%	8-20
4 Anisa Clark	01:26	0-1	0-1	0-0	0	0	0	0	0	0	0	0	0	0	-1	30.8%	30.8%
																57%	41.4%

2022-23 BOX SCORES

13

Virginia

Georgia Tech

Dec. 29, 2022 | JPJ Arena (Charlottesville, Va.)

69
63

Official Basketball Box Score - Final
Georgia Tech at Virginia
12/29/22 John Paul Jones Arena, Charlottesville
Virginia vs Georgia Tech Women's Basketball

Game Time: 7:00 PM
Game Duration: 2:05
Attendance: 3,749
Officials: Maj Forsberg, Jules Gallen, John Capodino

Georgia Tech - 63

Record: 9-4 (0-2)

NO.	Name	Min	FG	3P	FT	Rebounds	Fouls	TP	AS	TO	ST	Blocks	BS	BA	+/-
11	Aixa Wone Aranzaz	06:58	1-1	0-0	0-0	2	1	3	0	2	0	3	0	0	-3
13	Kayla Blackshear	F 40:00	1-3	0-0	4-6	3	2	5	2	4	6	1	0	1	-6
1	Cameron Swartz	G 37:47	4-12	1-6	7-8	1	1	2	1	5	16	2	1	0	1
5	Tonie Morgan	G 34:03	5-9	0-0	2-4	1	3	4	2	3	12	5	6	0	1
10	Bianca Jackson	G 36:14	4-11	2-6	4-4	0	5	5	2	3	14	3	6	4	1
20	Nerea Hermosa	30:04	4-7	0-0	2-2	1	7	8	4	3	10	0	2	0	1
25	Kara Dunn	06:26	0-3	0-1	0-0	0	0	0	3	0	0	0	1	0	-1
22	Ines Noguero	05:52	1-2	1-1	0-0	0	0	1	1	0	0	0	0	0	4
24	Eylia Love	02:36	0-1	0-0	0-0	0	0	0	0	0	0	0	0	0	-1
Team						2	4	6	0	0	1				
Totals			20-49	4-14	19-24	10	24	34	17	19	63	11	20	8	-6

Technical Fouls: NONE

Shooting By Period		
1st FG%	5-14	35.7%
3PT%	0-3	0.0%
FT%	1-4	25%
2nd FG%	6-11	54.5%
3PT%	2-3	66.7%
FT%	6-6	100%
3rd FG%	4-11	36.4%
3PT%	1-4	25.0%
FT%	7-8	87.5%
4th FG%	5-13	38.5%
3PT%	1-4	25.0%
FT%	5-6	83.3%
GM FG%	20-49	40.8%
3PT%	4-14	28.6%
FT%	19-24	79.2%

Dead Ball Rebounds: 3, 0

Virginia - 69

Record: 13-1 (2-1)

NO.	Name	Min	FG	3P	FT	Rebounds	Fouls	TP	AS	TO	ST	Blocks	BS	BA	+/-
20	Carmyn Taylor	F 19:00	3-9	0-0	1-1	2	3	5	4	1	7	0	3	1	0
33	Sam Brunelle	F 33:33	2-3	0-1	4-4	1	0	1	0	4	8	1	1	0	4
2	Taylor Valladay	G 28:06	3-11	0-2	1-2	1	5	6	2	1	7	5	4	1	0
10	Mir McLean	G 18:21	6-10	0-0	1-1	4	5	9	3	13	0	3	0	1	0
23	Alexia Smith	G 32:08	4-6	1-1	1-2	1	3	4	0	1	10	4	2	1	0
1	Carole Miller	23:13	2-4	0-0	4-6	1	1	2	2	3	8	0	1	2	1
34	London Clarkson	16:32	2-3	0-0	0-2	0	1	1	4	1	4	0	0	0	3
14	Kaydan Lawson	17:53	2-5	1-2	1-4	0	2	2	0	3	6	1	2	1	0
5	Yonta Vaughn	08:01	1-3	1-1	0-0	0	0	0	1	0	3	1	0	0	1
44	McKenna Dale	03:03	1-1	0-0	1-2	1	0	1	0	0	0	0	0	0	-1
Team						0	1	1	0	0	0				
Totals			26-55	3-7	14-24	11	21	32	18	17	69	12	16	6	4

Technical Fouls: NONE

Shooting By Period		
1st FG%	7-15	46.7%
3PT%	1-11	100%
FT%	1-4	25%
2nd FG%	5-13	38.5%
3PT%	2-4	50.0%
FT%	0-0	0%
3rd FG%	11-14	78.6%
3PT%	0-0	0%
FT%	5-7	71.4%
4th FG%	3-13	23.1%
3PT%	0-2	0%
FT%	8-13	61.5%
GM FG%	26-55	47.3%
3PT%	3-7	42.9%
FT%	14-24	58.3%

Dead Ball Rebounds: 4, 0

GPI		UVA
Biggest lead	7 (3 rd 7:56)	10 (3 rd 1:01)
Best Scoring Run	9 (3 rd 7:56)	11 (1 st 5:31)
Lead Changes	5	
Times Tied	3	
Time with Lead	08:16	30:24

Points from		GPI	UVA
Turnovers	15	14	
Paint	22	36	
Second Chance	5	14	
Fast Breaks	5	9	
Bench	13	24	

Period by Period Scoring				
1st	2nd	3rd	4th	TOT
11	20	16	16	63

UVA				
16	12	27	14	69

14

Florida State

Georgia Tech

Jan. 1, 2023 | McCamish Pavilion (Atlanta, Ga.)

99
58

Official Basketball Box Score - Final
Florida St. at Georgia Tech
01/01/23 McCamish Pavilion, Atlanta
Georgia Tech vs. Florida State

Game Time: 2:00 PM
Game Duration: 1:48
Attendance: 1,731
Officials: Billy Smith, Angelica Saffern, Teresa Sluck

Florida St. - 99

Record: 14-2 (3-0)

NO.	Name	Min	FG	3P	FT	Rebounds	Fouls	TP	AS	TO	ST	Blocks	BS	BA	+/-
21	Makayla Timpson	F 27:16	5-8	0-0	0-0	4	5	9	3	3	10	1	4	2	0
23	Erin Howard	F 27:34	3-8	2-4	0-0	2	6	8	1	1	8	2	1	1	0
00	Ta'Niya Latson	G 26:54	8-15	3-6	0-0	13-13	3	5	8	2	8	32	4	3	1
1	Jazmine Massengill	G 19:59	3-4	1-2	0-0	0	6	6	1	0	7	2	1	2	1
4	Sara Bejedi	G 18:39	2-7	0-0	2-4	0	0	0	4	3	6	3	2	1	0
11	Taylor O'Brien	18:42	3-7	1-2	0-0	0	1	1	1	2	7	4	1	0	0
3	O'Mariah Gordon	17:25	2-5	2-3	3-4	0	1	1	1	1	2	9	2	0	0
32	Valencia Myers	08:43	1-3	0-0	2-2	1	4	5	3	1	4	0	3	1	0
5	Mariana Valenzuela	16:27	1-2	1-2	2-2	0	2	2	0	1	5	1	0	0	0
2	Brianna Turnage	18:21	4-6	3-4	0-0	1	2	3	1	0	11	0	0	0	1
Team						1	4	5	0	0	0				
Totals			32-65	13-23	22-25	12	36	48	17	21	99	18	17	10	7

Technical Fouls: NONE

Shooting By Period		
1st FG%	5-19	26.3%
3PT%	3-7	42.9%
FT%	7-8	87.5%
2nd FG%	6-14	42.9%
3PT%	2-4	50.0%
FT%	5-6	83.3%
3rd FG%	7-12	58.3%
3PT%	3-5	60.0%
FT%	6-6	100%
4th FG%	14-20	70.0%
3PT%	5-7	71.4%
FT%	4-5	80%
GM FG%	32-65	49.2%
3PT%	13-23	56.5%
FT%	22-25	88.0%

Dead Ball Rebounds: 2, 1

Georgia Tech - 58

Record: 9-5 (0-3)

NO.	Name	Min	FG	3P	FT	Rebounds	Fouls	TP	AS	TO	ST	Blocks	BS	BA	+/-
11	Aixa Wone Aranzaz	F 23:24	2-4	0-0	0-0	3	1	4	3	2	4	1	1	1	0
13	Kayla Blackshear	F 27:18	4-12	0-0	0-0	5	4	9	1	1	8	1	2	2	0
1	Cameron Swartz	G 32:33	2-14	0-5	4-5	0	4	4	2	4	8	2	2	0	0
5	Tonie Morgan	G 16:29	2-9	0-0	5-7	3	1	4	3	4	9	1	1	0	0
10	Bianca Jackson	G 35:17	3-17	1-6	1-2	1	4	5	3	4	8	3	5	4	0
20	Nerea Hermosa	16:36	0-1	0-0	0-0	4	4	1	1	0	1	3	0	0	-3
25	Kara Dunn	09:15	1-4	1-2	0-0	1	1	2	3	0	3	0	1	0	0
15	Ayoyonce Carter	13:35	1-6	0-2	0-0	2	0	2	0	2	0	0	0	0	-1
22	Ines Noguero	25:33	6-10	4-7	0-0	1	0	1	3	1	16	1	3	3	0
Team						3	3	6	0	0	1				
Totals			21-77	6-22	10-14	19	22	41	21	17	58	10	19	10	2

Technical Fouls: NONE

Shooting By Period		
1st FG%	2-16	12.5%
3PT%	0-2	0%
FT%	1-2	50%
2nd FG%	7-20	35.0%
3PT%	2-7	28.6%
FT%	0-0	0%
3rd FG%	5-22	22.7%
3PT%	2-7	28.6%
FT%	6-8	75%
4th FG%	7-19	36.8%
3PT%	2-6	33.3%
FT%	3-4	75%
GM FG%	21-77	27.3%
3PT%	6-22	27.3%
FT%	10-14	71.4%

Dead Ball Rebounds: 4, 0

FSU		GT
Biggest lead	41 (4 th 0:13)	0 (1 st 10:00)
Best Scoring Run	14 (2 nd 8:54)	7 (2 nd 2:50)
Lead Changes	0	
Times Tied	0	
Time with Lead	39:52	00:00

Points from		FSU	GT
Turnovers	16	14	
Paint	32	20	
Second Chance	17	15	
Fast Breaks	9	8	
Bench	36	21	

Period by Period Scoring					
	1st	2nd	3rd	4th	TOT
FSU	20	19	23	37	99
GT	5	16	18	19	58

GT				
5	16	18	19	58

15

Louisville

Georgia Tech

Jan. 5, 2023 | KFC Yum! Center (Louisville, Ky.)

63
55

Official Basketball Box Score - Final
Georgia Tech at Louisville
01/05/23 KFC Yum! Center, Louisville
2022-23 Women's Basketball

Game Time: 8:02 PM
Game Duration: 1:50
Attendance: 7,633
Officials: Mark Resch, Talisa Green, Saf Esho

Georgia Tech - 55

Record: 9-6 (0-4)

NO.	Name	Min	FG	3P	FT	Rebounds	Fouls	TP	AS	TO	ST	Blocks	BS	BA	+/-	
11	Aixa Wone Aranzaz	F 30:19	0-4	0-1	0-0	1	2	3	4	0	0	1	3	2	0	0
13	Kayla Blackshear	F 18:45	2-4	0-0	0-0	1	2	3	2	0	4	0	1	0	0	-4
5	Tonie Morgan	G 28:02	3-7	0-1	2-2	1	6	7	1	2	8	2	1	0	0	3
22	Ines Noguero	G 20:37	1-7	1-7	1-2	1	3	4	1	4	2	0	0	0	1	-3
25	Kara Dunn	G 33:54	6-12	2-4	3-3	3	1	4	3	4	17	1	3	1	0	0
20	Nerea Hermosa	22:52	1-2	0-0	0-0	0	1	1	3	0	2	1	0	0	0	-2
1	Cameron Swartz	20:43	3-5	2-2	2-2	0	2	2	1	10	0	3	0	0	0	-9
10	Bianca Jackson	18:55	4-9	2-2	0	1	1	1	0	10	4	1	0	0	0	-10
33	Carmyn Harrison	05:54	0-1	0-0	0	1	1	0	0	0	0	0	0	1	0	0
Team						1	2	3		0	3					
Totals			20-51	7-17	8-9	8	21	29	17	11	55	12	16	3	0	-8

2022-23 BOX SCORES

17 Miami

Georgia Tech

Jan. 12, 2023 | McCamish Pavilion (Atlanta, Ga.)

69
60

Official Basketball Box Score - Final
Miami (FL) at Georgia Tech
01/12/23 McCamish Pavilion, Atlanta
Georgia Tech vs. Miami

Game Time: 8:00 PM
Game Duration: 1:56
Attendance: 1,434

Officials: Joseph Vaszily, Fatou Ousoko-Stephens, Edward Sidesky

Miami (FL) - 69

Record: 11-6 (4-2)

NO. Name	Min	FG	3P	FT	Rebounds	Fouls	TP	AS	TO	ST	Blocks	+	-
M-A	M-A	M-A	M-A	OR DR TOT	FF FD						BS BA		
21 Lola Pendarde	F 21:58	1-2	0-0	2-2	0 2 2	2 1	4	1	1	1	0	0	1
4 Jasmynne Roberts	G 27:30	3-6	0-2	1-2	3 3 6	1 3	7	1	1	1	0	0	8
5 Karla Enjavac	G 18:26	1-4	0-3	0-0	0 0 0	1 0	2	1	1	0	0	0	10
12 JaiLeah Williams	G 22:38	2-8	0-2	0-0	0 1 1	1 0	4	3	1	1	0	0	-1
14 Haley Cavinder	G 26:45	3-8	0-1	8-10	0 3 3	2 7	14	3	1	1	0	1	7
32 Lazaria Spearman	14:46	4-5	0-0	0-0	0 1 1	0 1	8	0	0	1	0	0	16
3 Destiny Harden	18:17	5-8	2-4	1-1	0 3 3	1 2	13	3	1	3	0	0	9
13 Lashae Dwyer	18:49	2-3	0-0	0-0	1 3 4	4 0	4	3	4	0	1	0	-4
14 Hanna Cavinder	23:16	4-7	3-5	0-0	1 2 3	0 1	11	3	0	1	0	0	1
44 Kyla Oldacre	07:35	1-1	0-0	0-0	0 0 0	1 0	2	0	0	0	0	0	-2
Team					1 2 3		0	5					
Totals		26-52	5-17	12-15	6 20 26	13 15	69	18	15	9	1	1	9

Technical Fouls: NONE

Dead Ball Rebounds: 2, 0

Georgia Tech - 60

Record: 9-8 (0-6)

NO. Name	Min	FG	3P	FT	Rebounds	Fouls	TP	AS	TO	ST	Blocks	+	-
M-A	M-A	M-A	M-A	OR DR TOT	FF FD						BS BA		
11 Akia Wone Aranz	F 27:32	1-6	0-0	0-0	1 1 2	2 0	2	2	0	0	0	0	6
13 Kayla Blackshear	F 36:50	8-10	0-0	0-0	2 2 4	7 11	2	18	2	1	0	1	-3
1 Cameron Swartz	G 27:26	3-11	0-5	2-3	0 3 3	0 4	5	8	4	3	0	0	-11
10 Bianca Jackson	G 17:51	1-5	1-1	2-2	0 0 0	0 2	5	3	0	0	0	0	-4
25 Kara Dunn	G 30:12	2-5	1-3	0-0	2 1 3	2 2	5	1	3	2	0	1	-6
5 Tonie Morgan	22:09	2-4	1-2	3-4	1 5 6	4 2	8	5	7	0	0	0	-5
20 Nerea Hermosa	13:44	4-6	0-0	0-0	1 2 3	0 0	8	0	0	0	0	0	-15
22 Ines Noguero	20:28	2-6	0-3	2-2	0 0 0	1 1	6	3	2	1	0	0	5
15 Ayooye Carter	01:54	0-0	0-0	0-0	0 0 0	0 0	0	0	0	0	0	0	-6
33 Carmyn Harrison	01:54	0-0	0-0	0-0	0 0 0	1 0	0	0	0	0	0	0	-6
Team					1 1 2		0	0					
Totals		23-53	3-14	11-13	10 20 30	15 13	60	20	17	6	1	1	-9

Technical Fouls: NONE

Dead Ball Rebounds: 2, 1

	MIA	GT
Biggest lead	20 (3 rd 2:30)	4 (1 st 8:29)
Best Scoring Run	12 (1 st 3:24)	10 (4 th 7:23)
Lead Changes	1	
Times Tied	1	
Time with Lead	35:11	04:22

Points from	MIA	GT
Turnovers	19	12
Paint	38	28
Second Chance	5	14
Fast Breaks	11	2
Bench	38	22

Period by Period Scoring	1st	2nd	3rd	4th	TOT
MIA	16	24	15	14	69
GT	13	10	17	20	60

18 #16 Duke

Georgia Tech

Jan. 15, 2023 | McCamish Pavilion (Atlanta, Ga.)

65
47

Official Basketball Box Score - Final
Duke at Georgia Tech
01/15/23 McCamish Pavilion, Atlanta
Georgia Tech vs. Duke

Game Time: 4:00 PM
Game Duration: 1:43
Attendance: 2,342

Officials: Karen Presto, Mark Rasch, Timothy Bryant

Duke - 65

Record: 16-1 (6-0)

NO. Name	Min	FG	3P	FT	Rebounds	Fouls	TP	AS	TO	ST	Blocks	+	-
M-A	M-A	M-A	M-A	OR DR TOT	FF FD						BS BA		
21 Kennedy Brown	F 23:49	4-8	0-0	1-1	1 3 4	2 1	9	0	1	1	2	0	18
0 Celeste Taylor	G 33:05	6-12	1-2	0-0	2 3 5	0 3	13	4	2	5	1	1	17
4 Elizabeth Balogun	G 26:16	5-7	0-1	2-3	1 4 5	3 2	12	0	2	0	0	0	21
24 Reigan Richardson	G 23:43	2-2	0-0	4-4	1 0 1	1 2	8	2	2	1	0	0	17
30 Shaysam Day-Willson	G 19:22	2-5	1-1	0-0	1 3 4	2 0	5	3	4	0	0	0	3
5 Taya Corradillo	G 13:44	1-2	1-1	0-0	0 1 1	0 1	3	0	1	3	0	0	-3
42 Mia Heide	16:11	1-3	0-0	0-0	0 3 3	2 0	2	1	2	1	0	0	0
2 Vanessa de Jesus	20:36	3-7	1-1	2-4	1 1 2	0 4	9	1	2	1	0	0	15
3 Ashlan Jackson	06:55	1-1	0-0	0-0	0 0 0	1 0	2	1	0	0	0	0	1
11 Jordyn Oliver	16:17	1-2	0-0	0-0	2 0 2	0 0	2	1	0	1	0	0	1
Team					0 1 1		0	0					
Totals		26-49	4-6	9-12	9 19 28	11 13	65	13	16	13	3	1	18

Technical Fouls: NONE

Dead Ball Rebounds: 3, 0

Georgia Tech - 47

Record: 9-8 (0-7)

NO. Name	Min	FG	3P	FT	Rebounds	Fouls	TP	AS	TO	ST	Blocks	+	-
M-A	M-A	M-A	M-A	OR DR TOT	FF FD						BS BA		
11 Akia Wone Aranz	F 18:23	2-5	0-0	0-0	1 0 1	0 0	4	1	1	0	1	0	-12
13 Kayla Blackshear	F 38:24	7-10	0-0	0-1	3 5 8	1 3	14	3	1	2	0	1	-14
5 Tonie Morgan	G 29:53	2-6	1-1	5-6	2 3 5	1 5	10	3	2	2	0	0	-8
22 Ines Noguero	G 17:51	1-8	1-5	0-0	1 0 1	0 3	0	2	3	0	0	1	-7
25 Kara Dunn	G 38:55	0-5	0-3	0-0	0 0 0	0 0	4	0	4	2	2	0	-19
1 Cameron Swartz	14:20	1-6	1-2	0-0	0 1 1	0 0	3	0	3	0	0	1	-9
10 Bianca Jackson	19:01	3-7	1-3	2-2	0 2 2	1 2	9	0	2	0	0	0	-11
20 Nerea Hermosa	22:13	2-2	0-0	0-0	2 2 4	3 1	4	0	4	1	0	0	-10
Team					1 1 2		0	2					
Totals		18-49	4-14	7-9	10 14 24	13 11	47	11	20	7	1	3	-18

Technical Fouls: NONE

Dead Ball Rebounds: 4, 0

	Duke	GT
Biggest lead	18 (4 th 0:07)	5 (2 nd 1:28)
Best Scoring Run	9 (3 rd 5:05)	7 (1 st 1:14)
Lead Changes	3	6
Times Tied	5	
Time with Lead	26:25	09:27

Points from	Duke	GT
Turnovers	12	14
Paint	32	18
Second Chance	13	6
Fast Breaks	11	2
Bench	18	16

Period by Period Scoring	1st	2nd	3rd	4th	TOT
Duke	13	14	25	13	65
GT	15	13	13	6	47

19 Georgia Tech

Syracuse

Jan. 19, 2023 | McCamish Pavilion (Atlanta, Ga.)

69
57

Official Basketball Box Score - Final
Syracuse at Georgia Tech
01/19/23 McCamish Pavilion, Atlanta
Georgia Tech vs. Syracuse

Game Time: 7:00 PM
Game Duration: 2:01
Attendance: 1,320

Officials: Dee Kantner, Bryan Brunette, Carla Foutain

Syracuse - 57

Record: 13-6 (4-4)

NO. Name	Min	FG	3P	FT	Rebounds	Fouls	TP	AS	TO	ST	Blocks	+	-
M-A	M-A	M-A	M-A	OR DR TOT	FF FD						BS BA		
22 Kyra Wood	F 19:26	3-5	0-0	1-2	3 3 6	2 2	7	0	2	1	1	0	-6
24 Dariauna Lewis	F 38:16	4-9	0-0	3-4	3 11 14	3 3	11	0	1	1	0	0	-6
2 Dyaisha Fair	G 34:41	7-16	1-4	2-2	1 4 5	0 3	17	4	3	3	0	0	-10
4 Teisha Hyman	G 37:30	7-22	0-2	1-3	0 0 0	4 2	15	3	3	1	1	0	-4
5 Georgia Woolley	G 16:33	1-3	0-1	0-0	0 2 2	1 0	2	2	2	0	0	0	-13
25 Alaina Rice	22:13	1-9	1-4	2-4	2 2 4	3 3	5	1	2	1	0	0	-4
15 Asia Strong	16:10	0-2	0-0	0-0	4 0 4	3 0	0	0	1	0	0	0	-9
12 Cheyenne McEvans	10:33	0-1	0-0	0-0	1 0 1	2 2	0	0	0	1	0	0	-10
21 Sariah Wilson	04:38	0-0	0-0	0-0	0 0 0	2 0	0	0	0	0	0	0	-2
Team					1 0 1		0	1					
Totals		23-67	2-11	9-15	15 22 37	22 15	57	10	15	8	2	0	-12

Technical Fouls: NONE

Dead Ball Rebounds: 6, 1

Georgia Tech - 69

Record: 10-9 (1-7)

NO. Name	Min	FG	3P	FT	Rebounds	Fouls	TP	AS	TO	ST	Blocks	+	-
M-A	M-A	M-A	M-A	OR DR TOT	FF FD						BS BA		
11 Akia Wone Aranz	F 19:52	1-4	0-0	0-1	1 1 2	1 2	2	0	1	0	0	1	-8
13 Kayla Blackshear	F 35:51	4-12	0-1	2-2	3 2 5	2 2	10	2	0	2	0	0	-10
5 Tonie Morgan	G 31:46	7-11	0-0	2-6	1 14 15	3 3	16	2	2	0	0	1	15
22 Ines Noguero	G 05:05	1-4	0-1	0-0	0 1 1	0 0	2	0	0	0	0	0	0
25 Kara Dunn	G 09:23	0-2	0-1	0-0	0 1 1	1 0	0	0	2	1	0	0	-8
1 Cameron Swartz	32:57	5-10	1-3	6-6	0 3 3	3 4	17	1	3	1	0	0	14
10 Bianca Jackson	28:53	3-8	0-0	0-0	1 2 3	1 4	11	2	3	1	0	0	15
15 Ayooye Carter	25:51	2-2	1-1	4-4	1 1 2	1 3	9	2	1	2	0	0	16
20 Nerea Hermosa	10:22	1-3	0-0	0-0	1 3 4	3 1	2	0	3	0	0	0	8
Team					3 0 3		0	0					
Totals		24-56	2-10	19-25	12 28 40	15 22	69	9	15	7	0	2	12

Technical Fouls: NONE

Dead Ball Rebounds: 3, 1

	SYR	GT
Biggest lead	6 (1 st 2:46)	12 (4 th 0:49)
Best Scoring Run	6 (1 st 2:46)	9 (4 th 0:49)
Lead Changes	5	
Times Tied	9	
Time with Lead	19:55	13:45

Points from	SYR	GT
Turnovers	12	19
Paint	30	36
Second Chance	9	8
Fast Breaks	10	8
Bench	5	39

Period by Period Scoring						
	1st	2nd	3rd	4th	TOTL	
SYR	13	17	17	10	57	
GT	13	18	17	21	69	

2022-23 BOX SCORES

21

Georgia Tech
Clemson
Jan. 26, 2023 | McCamish Pavilion (Atlanta, Ga.)85
74Official Basketball Box Score - Final
Clemson at Georgia Tech
01/26/23 McCamish Pavilion, Atlanta
Georgia Tech vs. Clemson

Officials: Jeffrey Smith, Meadow Overstreet, Edward Sidisky

Game Time: 7:00 PM
Game Duration: 2:03
Attendance: 1,454

Clemson - 74			Record: 13-9 (4-6)														Shooting By Period				
NO.	Name	Min	FG M-A	3P M-A	FT M-A	Rebounds TR	Fouls PF	TP	AS	TO	ST	Blocks BS	BA	+/-	1st FG%	2nd FG%	3rd FG%	4th FG%	TOT	FT%	
5	Amari Robinson	F 29:41	9-17	3-5	5-5	3	2	5	4	5	26	3	2	0	0	-7	3PT%	3-7	42.9%	FT%	0-0
12	Hannah Hank	C 32:05	3-5	2-3	0-0	1	4	5	4	0	8	0	0	0	0	-3	FT%	0-0	0%	2nd FG%	6-18
0	Brie Perpignan	G 28:30	2-7	0-3	2-3	2	3	1	0	3	6	3	1	0	0	-3	3PT%	1-6	16.7%	FT%	1-2
2	Dasha Bradford	G 32:12	5-14	1-5	0-0	1	4	5	4	2	11	3	5	3	0	-7	3rd FG%	6-15	40.0%	FT%	1-2
22	Ruby Whitehorn	G 29:31	7-12	0-1	0-0	2	2	4	2	1	14	2	3	1	1	-9	4th FG%	10-20	50.0%	FT%	3-12
3	MaKayla Elmore	18:15	1-7	1-5	3-4	3	0	3	1	2	6	0	1	1	0	-14	GMFG%	26-67	41.8%	3PT%	8-27
24	Ale'Jah Douglas	17:10	1-3	1-3	0-0	0	1	1	2	2	3	1	1	0	0	-3	FT%	10-12	83.3%		
30	Madi Ott	07:12	0-2	0-2	0-0	0	0	0	0	0	0	0	0	0	0	2					
15	Kionna Gaines	05:25	0-0	0-0	0-0	0	2	2	0	0	0	1	1	0	0	-11					
Team						2	4				0	1									
Totals			28-67	8-27	10-12	14	18	32	21	15	74	13	15	5	1	-11					

Technical Fouls: NONE

Dead Ball Rebounds: 3, 0

Georgia Tech - 85			Record: 11-10 (2-8)										Shooting By Period										
NO.	Name	Min	FG	3P	FT	Rebounds	FF	Fouls	TP	AS	TO	ST	Blocks	BS	BA	+	1st FG%	2nd FG%	3rd FG%	4th FG%	TOT	FT%	
11	Aixa Wone Aranz	F 08:53	0-3	0-0	0-0	0	1	1	2	0	0	0	0	1	0	0	1	3PT%	7-15	46.7%	FT%	0-6	0.0%
13	Kayla Blackshear	F 36:17	9-13	0-0	1-2	5	3	8	1	3	19	2	1	5	0	0	7	FT%	0-0	0%	2nd FG%	7-16	43.8%
5	Tonie Morgan	G 40:00	4-9	1-3	4-4	1	4	5	2	4	13	12	3	2	0	1	11	3PT%	3-3	100%	FT%	2-3	66.7%
22	Ines Noguero	G 03:35	0-1	0-1	0-0	0	0	0	1	2	0	0	1	1	0	0	1	3rd FG%	10-16	62.5%	FT%	2-4	50.0%
25	Kara Dunn	G 28:21	5-11	0-3	3-4	1	2	3	2	3	13	2	0	0	1	0	4	4th FG%	7-14	50.0%	FT%	1-3	33.3%
1	Cameron Swartz	36:25	7-16	4-11	6-8	0	4	4	3	7	24	2	2	1	0	0	14	GMFG%	31-61	50.8%	3PT%	5-19	26.3%
20	Nerea Hermosa	30:12	5-6	0-0	2-2	3	4	7	3	1	12	3	2	0	0	0	10	FT%	15-22	68.2%			
15	Ayoyce Carter	11:39	1-2	0-1	2-2	0	0	0	0	1	4	1	1	1	0	0	7						
33	Carmin Harrison	04:38	0-0	0-0	0-0	0	2	2	1	0	1	0	0	0	0	0	4						
Team						3	6				0	1											
Totals			31-61	5-19	18-22	13	23	36	15	21	85	23	12	10	1	-11							

Technical Fouls: NONE

Dead Ball Rebounds: 3, 1

Biggest lead		CLEM	GT
Best Scoring Run		6 (3 rd 0:08)	9 (2 nd 5:23)
Lead Changes		3	1
Times Tied		1	0
Time with Lead		11:02	26:59

Points from		CLEM	GT
Turnovers		19	17
Paint		32	36
Second Chance		13	7
Fast Breaks		17	17
Bench		9	40

Period by Period Scoring		1st	2nd	3rd	4th	TOT
CLEM		15	14	21	24	74
GT		15	19	23	28	85

22

Georgia Tech
#15 NC State
Feb. 2, 2023 | McCamish Pavilion (Atlanta, Ga.)68
62Official Basketball Box Score - Final
NC State at Georgia Tech
02/02/23 McCamish Pavilion, Atlanta
Georgia Tech vs. NC State

Officials: Eric Brewster, Talisa Green, Safi Esho

Game Time: 8:00 PM
Game Duration: 1:52
Attendance: 1,653

NC State - 62			Record: 16-6 (6-5)																			
NO. Name	Min	FG	3P	FT	Rebounds	Fouls	TP	AS	TO	ST	Blocks	BS	BA	+/-	Shooting By Period							
															1st	2nd	3rd	4th	TOT			
2 Mimi Collins	F 23:38	2-4	0-1	0-0	0	1	1	1	0	4	0	2	2	0	-2	1st FG%	6-14	42.9%	3PT%	1-2	50.0%	
41 Camille Hobbs	C 20:27	5-8	0-1	2-2	3	4	7	1	1	12	0	1	0	1	0	-2	FT%	1-2	50%	2nd FG%	5-12	41.7%
3 Diamond Johnson	G 27:52	7-13	3-7	0-0	0	5	5	4	0	17	4	2	0	0	0	-9	3PT%	1-3	33.3%	FT%	4-6	66.7%
11 Jakia Brown-Turner	G 25:27	3-9	1-3	3-4	0	2	2	4	4	10	2	2	0	0	0	0	3rd FG%	6-18	33.3%	FT%	2-8	25.0%
21 Madison Hayes	G 30:09	2-6	1-3	0-0	4	6	10	1	0	5	1	0	0	0	0	9	4th FG%	5-12	41.7%	FT%	2-2	100%
1 River Baldwin	15:56	2-3	0-0	2-2	0	1	1	0	2	6	0	1	0	0	-3	GMFG%	24-56	42.9%	3PT%	5-17	29.4%	
5 Jada Boyd	19:33	1-5	0-0	0-0	1	4	5	1	0	2	2	1	1	0	0	-4	FT%	10-12	83.3%			
10 Aziah James	13:38	1-3	0-1	0-0	0	0	0	0	1	0	2	1	0	1	0	-7						
22 Saniya Rivers	23:20	1-5	0-1	2-4	0	2	2	2	2	4	2	2	0	1	0	-12						
Team					0	3	3			0	1											
Totals		24-56	5-17	9-12	8	28	36	15	9	62	10	14	6	2	-6							
Technical Fouls: NONE																						

Technical Fouls: NONE

Dead Ball Rebounds: 3, 1

Georgia Tech - 68			Record: 12-10 (3-8)													Shooting By Period								
NO.	Name	Min	FG	3P	FT	Rebounds	Fouls	TP	AS	TO	ST	Blocks	BS	BA	+	1st	2nd	3rd	4th	TOT	FT%			
11	Aixa Wone Aranz	F 10:41	1-2	0-0	0-0	0	0	0	2	0	2	1	2	0	0	-10	1st FG%	7-15	46.7%	3PT%	0-3	0.0%		
13	Kayla Blackshear	F 36:58	3-10	0-1	1-1	4	2	6	1	1	7	0	1	0	0	1	0	2nd FG%	4-16	25.0%	FT%	4-6	66.7%	
1	Cameron Swartz	G 33:51	4-14	2-6	2-4	5	5	0	4	12	1	0	0	0	0	-14	3PT%	2-5	40.0%	FT%	0-0	0%		
5	Tomie Morgan	G 33:59	5-10	0-2	7-10	2	4	6	6	17	4	2	0	0	0	-6	1st FG%	6-14	42.9%	FT%	1-4	25.0%		
25	Kara Dunn	G 08:20	1-3	0-1	0-0	0	0	0	3	0	2	1	0	2	0	0	1	3rd FG%	6-14	42.9%	FT%	1-4	25.0%	
20	Nerea Hermosa	29:19	6-11	0-0	2-2	2	5	7	1	1	14	0	1	1	0	0	16	4th FG%	5-16	31.3%	FT%	4-6	66.7%	
10	Bianca Jackson	27:25	4-10	1-3	0-0	0	2	2	2	2	9	3	1	0	0	1	13	GMFG%	26-65	40.0%	3PT%	4-15	26.7%	
22	Ines Noguero	03:29	0-2	0-1	0-0	0	0	0	0	0	0	0	0	0	0	0	0	FT%	12-17	70.6%				
15	Ayoyce Carter	06:16	2-3	1-1	0-0	1	0	1	0	1	5	0	0	0	0	0	4							
33	Carmin Harrison	03:02	0-0	0-0	0-0	0	1	1	0	0	0	0	0	0	0	0	6							
Team						3	4	7			0	1												
Totals			26-65	4-15	12-17	12	23	35	9	15	68	16	10	6	2	-6								
																						Technical Fouls: NONE		

Technical Fouls: NONE

Dead Ball Rebounds: 3, 1

Biggest lead		NC SU	GT
Best Scoring Run		12 (2 nd 5:48)	10 (1 st 0:00)
Lead Changes		11	6
Times Tied		6	3
Time with Lead		21:03	12:41

Points from		NC SU	GT
Turnovers		28	15
Paint		28	30
Second Chance		6	12
Fast Breaks		3	7
Bench		14	28

Period by Period Scoring		1st	2nd	3rd	4th	TOT
NC SU		18	15	16	13	62
GT		23	10	17	18	68

23

Miami
Georgia Tech
Feb. 5, 2023 | Watsco Center (Coral Gables, Fla.)64
58Official Basketball Box Score - Final
Miami (FL) at Georgia Tech
01/25/23 McCamish Pavilion, Atlanta
Georgia Tech vs. Miami

Officials: Joseph Vazilsky, Fatou Osooko-Stephens, Edward Sidisky

Game Time: 8:00 PM
Game Duration: 1:52
Attendance: 1,434

Miami (FL) - 69			Record: 11-6 (4-2)										Shooting By Period																																																																																																																																																																																																																																																																																																																																																																																																																																																																																																																																																																																																																																																																																																																																																																																																																																																																																																																																																																																																																																																																																																																																																																																																																																											
NO.	Name	Min	FG	3P	FT	Rebounds	Fouls	TP	AS	TO	ST	Blocks	BS	BA	+	1st	2nd	3rd	4th	TOT	FT%																																																																																																																																																																																																																																																																																																																																																																																																																																																																																																																																																																																																																																																																																																																																																																																																																																																																																																																																																																																																																																																																																																																																																																																																																																			
21	Lola Pendante	F 21:58	1-2	0-0	2-2	0	2	2	1	4	1	1	1	0	0	1	1st FG%	7-14	50.0	FT%	2-2	100.0																																																																																																																																																																																																																																																																																																																																																																																																																																																																																																																																																																																																																																																																																																																																																																																																																																																																																																																																																																																																																																																																																																																																																																																																																																		
4	Jasmine Roberts	G 27:30	3-6	0-2	1-2	3	3	6	1	3	7	1	1	0	0	8	1st FG%	9-24	64.0	FT%	2-2	100.0																																																																																																																																																																																																																																																																																																																																																																																																																																																																																																																																																																																																																																																																																																																																																																																																																																																																																																																																																																																																																																																																																																																																																																																																																																		
5	Karla Erjavec	G 18:26	1-4	0-3	0-0	0	0	0	1	2	1	1	1	0	0	10	2nd FG%	9-14	64.0	FT%	0-0	0.0																																																																																																																																																																																																																																																																																																																																																																																																																																																																																																																																																																																																																																																																																																																																																																																																																																																																																																																																																																																																																																																																																																																																																																																																																																		
12	Ja'Leah Williams	G 22:38	2-8	0-2	0-0	0	1	1	1	4	3	1	1	0	-1	1	3rd FG%	3-5	60.0	FT%	0-0	0.0																																																																																																																																																																																																																																																																																																																																																																																																																																																																																																																																																																																																																																																																																																																																																																																																																																																																																																																																																																																																																																																																																																																																																																																																																																		
14	Haley Canning	G 26:45	3-8	1-1	8-10	0	3	3	2	7	14	3	1	1	1	7	3rd FG%	7-15	46.7	FT%	0-0	0.0																																																																																																																																																																																																																																																																																																																																																																																																																																																																																																																																																																																																																																																																																																																																																																																																																																																																																																																																																																																																																																																																																																																																																																																																																																		
32	Lazaria Spearman	18:46	4-5	0-0	0-0	0	1	3	1	8	0	0	1	0	0	16	3rd FG%	14-25	56.0	FT%	0-0	0.0																																																																																																																																																																																																																																																																																																																																																																																																																																																																																																																																																																																																																																																																																																																																																																																																																																																																																																																																																																																																																																																																																																																																																																																																																																		
3	Destiny Harden	14:46	5-8	2-4	1-1	0	3	1	2	13	1	3	1	0	0	9	3rd FG%	14-25	56.0	FT%	0-0	0.0																																																																																																																																																																																																																																																																																																																																																																																																																																																																																																																																																																																																																																																																																																																																																																																																																																																																																																																																																																																																																																																																																																																																																																																																																																		
13	Leshaun Williams	18:46	3-4	0-0	0-0	3	3	4	1	3	3	0	0	0	0	10	4th FG%	3-9	33.3	FT%	0-0	0.0																																																																																																																																																																																																																																																																																																																																																																																																																																																																																																																																																																																																																																																																																																																																																																																																																																																																																																																																																																																																																																																																																																																																																																																																																																		
11	Hanna Candler	23:16	4-7	3-5	0-0	1	2	3	0	11	3	1	0	0	1	1	4th FG%	14-25	56.0	FT%	0-0	0.0																																																																																																																																																																																																																																																																																																																																																																																																																																																																																																																																																																																																																																																																																																																																																																																																																																																																																																																																																																																																																																																																																																																																																																																																																																		
44	Kyla Oldacre	07:35	1-1	0-0	0-0	0	0	0	1	2	0	0	0	0	-2	1	4th FG%	3-9	33.3	FT%	0-0	0.0																																																																																																																																																																																																																																																																																																																																																																																																																																																																																																																																																																																																																																																																																																																																																																																																																																																																																																																																																																																																																																																																																																																																																																																																																																		
Team						1			2			3			4			5																																																																																																																																																																																																																																																																																																																																																																																																																																																																																																																																																																																																																																																																																																																																																																																																																																																																																																																																																																																																																																																																																																																																																																																																																																						
Totals			26-52			5-17			12-15			6			20			26			13			59			18			5			1			1			1			9			1			1			9			1			9			1			9			1			9			1			9			1			9			1			9			1			9			1			9			1			9			1			9			1			9			1			9			1			9			1			9			1			9			1			9			1			9			1			9			1			9			1			9			1			9			1			9			1			9			1			9			1			9			1			9			1			9			1			9			1			9			1			9			1			9			1			9			1			9			1			9			1			9			1			9			1			9			1			9			1			9			1			9			1			9			1			9			1			9			1			9			1			9			1			9			1			9			1			9			1			9			1			9			1			9			1			9			1			9			1			9			1			9			1			9			1			9			1			9			1			9			1			9			1			9			1			9			1			9			1			9			1			9			1			9			1			9			1			9			1			9			1			9			1			9			1			9			1			9			1			9			1			9			1			9			1			9			1			9			1			9			1			9			1			9			1			9			1			9			1			9			1			9			1			9			1			9			1			9			1			9			1			9			1			9			1			9			1			9			1			9			1			9			1			9			1			9			1			9			1			9			1			9			1			9			1			9			1			9			1			9			1			9			1			9			1			9			1			9			1			9			1			9			1			9			1			9			1			9			1			9			1			9			1			9			1			9			1			9			1			9			1			9			1			9			1			9			1			9			1			9			1			9			1			9			1			9			1			9			1			9			1			9			1			9			1			9			1			9			1			9			1			9			1			9			1			9			1			9			1			9			1			9			1			9			1			9			1			9			1			9			1			9			1			9			1			9			1			9			1			9			1			9			1			9			1			9			1			9			1			9			1			9			1			9			1			9			1			9			1			9			1			9			1			9			1			9			1			9			1			9			1			9			1			9			1			9			1			9			1			9			1			9			1			9			1			9			1			9			1			9			1			9			1			9			1			9			1			9			1			9			1			9			1			9			1			9			1			9			1			9			1			9			1			9			1			9			1			9			1			9			1			9			1			9			1			9					

2022-23 BOX SCORES

25 Pitt

Georgia Tech

Feb. 12, 2023 | McCamish Pavilion (Atlanta, Ga.)

85
79

Official Basketball Box Score - Final
Pittsburgh at Georgia Tech
02/12/23 McCamish Pavilion, Atlanta
Georgia Tech vs. Pitt

Game Time: 2:00 PM
Game Duration: 2:26
Attendance: 1,661

Officials: Jeffery Smith, John Capolino, Alexis Perez

Pittsburgh - 85

Record: 9-16 (2-12)

NO. Name	Min	FG	3P	FT	Rebounds	Fouls	TP	AS	TO	ST	Blocks	+/-
		M-A	M-A	M-A	OR DR TOT	PF FO					BS BA	
5 Amber Brown	F 36:49	1-5	0-0	0-0	1 5 6	1 4	2	4	1	0	1	0
21 Malayah Johnson	F 22:44	6-12	2-5	2-2	0 1 1	0 1	16	1	0	0	0	-3
22 Gabby Hutcherson	F 14:21	1-3	0-0	0-2	0 1 1	1 1	2	0	0	0	0	-4
4 Emy Hayford	G 22:26	1-5	0-1	0-0	0 1 1	1 1	2	3	0	1	0	-2
11 Marley Washenitz	G 12:53	2-4	1-3	0-0	0 0 0	3 1	5	0	2	2	0	-7
1 Dayshante Harris	23:47	5-12	1-1	4-4	0 4 4	0 3	15	2	2	2	0	1
2 Liatu King	35:39	6-15	0-0	1-2	4 9 13	2 3	13	1	1	0	1	2
3 Taisha Exanor	12:46	1-1	0-0	0-0	0 2 2	1 0	2	0	1	0	0	2
10 Channise Lewis	27:59	3-7	2-3	3-4	0 1 1	2 2	11	6	1	0	0	6
23 Avery Strickland	37:00	6-10	4-7	1-2	1 3 4	2 3	17	1	1	1	0	17
12 Aslin Malcolm	03:36	0-0	0-0	0-0	0 0 0	0 0	0	0	0	0	0	-1
Team					4 8 12	0	2					
Totals		32-74	10-20	11-16	10 35 45	13 19	85	18	11	6	2	3

Technical Fouls: NONE

Shooting By Period	1st FG%	2nd FG%	3rd FG%	4th FG%	OT FG%	GM FG%
	6-13 46.2%	2-2 100.0%	3-7 42.9%	9-11 81.8%	5-14 35.7%	32-74 43.2%
	FT% 2-3 66.7%	FT% 4-4 100%	FT% 3-4 75%	FT% 3-4 75%	FT% 10-20 50.0%	FT% 11-16 68.8%

Dead Ball Rebounds: 6, 0

Georgia Tech - 79

Record: 12-13 (3-11)

NO. Name	Min	FG	3P	FT	Rebounds	Fouls	TP	AS	TO	ST	Blocks	+/-
		M-A	M-A	M-A	OR DR TOT	PF FO					BS BA	
11 Aixa Wone Aranz	F 28:51	2-5	0-0	0-0	4 3 7	1 5	4	3	1	0	0	0
13 Kayla Blackshear	F 43:21	3-15	0-0	3-6	4 7 11	1 5	9	4	0	0	1	-1
1 Cameron Swartz	G 42:00	3-16	2-13	3-3	0 2 2	2 1	11	2	3	1	1	0
5 Tonie Morgan	G 39:36	4-11	0-2	4-6	1 6 7	4 3	12	4	3	0	0	0
25 Kara Dunn	G 33:55	8-15	1-6	3-4	3 3 6	3 2	20	1	2	1	1	-12
15 Ayvonne Carter	15:46	3-6	2-4	0-0	1 3 4	2 0	8	0	0	0	0	0
20 Nerea Hermosa	21:10	2-4	0-0	1-1	1 2 3	1 1	5	1	2	0	0	-4
21 Bianca Jackson	21:57	3-4	2-3	0-0	0 1 1	2 1	8	2	0	0	0	-11
33 Carmyn Harrison	03:24	1-1	0-0	0-0	0 0 0	0 0	2	0	0	0	0	-2
Team					1 3 4	0	0					
Totals		29-77	7-28	14-20	15 30 45	19 13	79	17	11	2	3	-6

Technical Fouls: NONE

Shooting By Period	1st FG%	2nd FG%	3rd FG%	4th FG%	OT FG%	GM FG%
	6-18 33.3%	4-9 44.4%	5-16 31.3%	6-11 54.5%	3-15 20.0%	29-77 37.7%
	FT% 4-6 66.7%	FT% 3-5 60.0%	FT% 3-5 60.0%	FT% 3-4 75%	FT% 14-20 70.0%	FT% 14-20 70.0%

Dead Ball Rebounds: 4, 1

	Pitt	GT
Biggest lead	6 (2 nd OT 0:07)	9 (2 nd OT 0:47)
Best Scoring Run	8 (3 rd 8:53)	6 (1 st 7:21)
Lead Changes	3	
Times Tied	12	
Time with Lead	08:18	31:49

Points from	Pitt	GT
Turnovers	6	13
Paint	44	36
Second Chance	7	14
Fast Breaks	6	4
Bench	58	23

Period by Period Scoring	1st	2nd	3rd	4th	OT1	OT2	TOT
Pitt	18	15	23	15	4	10	85
GT	20	21	12	18	4	4	79

26 Georgia Tech

Wake Forest

Feb. 16, 2023 | McCamish Pavilion (Atlanta, Ga.)

63
55

Official Basketball Box Score - Final
Wake Forest at Georgia Tech
02/16/23 McCamish Pavilion, Atlanta
Georgia Tech vs. Wake Forest

Game Time: 7:00 PM
Game Duration: 1:56
Attendance: 1,221

Officials: Mark Berger, Jules Gallen, Teresa Slack

Wake Forest - 55

Record: 14-12 (5-10)

NO. Name	Min	FG	3P	FT	Rebounds	Fouls	TP	AS	TO	ST	Blocks	+/-
		M-A	M-A	M-A	OR DR TOT	PF FO					BS BA	
20 Olivia Summiel	F 27:52	2-8	0-4	1-2	1 3 4	3 1	5	2	1	0	0	1
25 Demeara Hinds	F 28:21	4-6	0-0	4-6	3 4 7	1 7	12	0	2	1	1	-5
2 Kaia Harrison	G 27:37	2-7	1-3	0-2	0 4 4	2 4	5	2	0	2	0	0
21 Elise Williams	G 28:11	5-9	2-5	1-2	0 1 1	4 3	13	3	5	0	0	-2
34 Jewel Spear	G 36:22	5-14	1-6	0-0	1 1 2	1 0	11	1	3	3	0	-7
32 Alexandra Scruggs	17:08	0-3	0-2	0-0	2 4 6	4 0	0	1	2	0	0	-8
14 Niyah Becker	17:06	2-6	0-2	2-3	0 2 2	1 3	6	0	1	0	0	-7
0 Alyssa Andrews	13:58	1-2	0-0	1-2	0 0 0	2 1	3	0	1	1	0	-13
13 Marta Morales	02:25	0-0	0-0	0-0	0 1 1	1 0	0	0	0	0	0	1
Team					4 4 8	0	0					
Totals		21-55	4-22	9-17	11 24 35	19 19	55	9	16	9	1	-8

Technical Fouls: NONE

Shooting By Period	1st FG%	2nd FG%	3rd FG%	4th FG%	OT FG%	GM FG%
	6-13 46.2%	3-5 60.0%	3-7 42.9%	9-11 81.8%	5-14 35.7%	32-74 43.2%
	FT% 2-3 66.7%	FT% 4-4 100%	FT% 3-4 75%	FT% 3-4 75%	FT% 10-20 50.0%	FT% 11-16 68.8%

Dead Ball Rebounds: 7, 1

Georgia Tech - 63

Record: 13-13 (4-11)

NO. Name	Min	FG	3P	FT	Rebounds	Fouls	TP	AS	TO	ST	Blocks	+/-
		M-A	M-A	M-A	OR DR TOT	PF FO					BS BA	
11 Aixa Wone Aranz	F 16:42	2-4	0-0	1-2	1 1 2	3 2	5	1	1	0	0	-1
13 Kayla Blackshear	F 25:39	3-8	0-0	0-0	4 5 9	3 2	6	1	1	1	0	0
1 Cameron Swartz	G 27:00	2-11	1-7	1-3	0 1 1	3 3	6	0	4	1	0	-5
5 Tonie Morgan	G 32:29	6-11	1-3	2-2	0 2 2	4 3	15	6	0	0	0	5
25 Kara Dunn	G 39:30	8-12	1-3	4-5	2 3 5	1 5	21	2	2	0	0	1
20 Nerea Hermosa	22:55	3-6	0-0	1-1	2 1 3	1 1	7	0	3	1	0	6
10 Bianca Jackson	25:10	1-4	1-2	0-0	0 3 3	2 3	3	7	1	1	0	15
15 Ayvonne Carter	10:12	0-2	0-1	0-0	1 2 3	1 0	0	0	0	0	0	10
33 Carmyn Harrison	00:23	0-0	0-0	0-0	0 0 0	1 0	0	0	0	0	0	3
Team					0 5 5	0	0					
Totals		25-58	4-16	9-13	10 23 33	19 19	63	17	15	4	0	1

Technical Fouls: NONE

Shooting By Period	1st FG%	2nd FG%	3rd FG%	4th FG%	OT FG%	GM FG%
	6-17 35.3%	3-14 21.4%	5-13 38.5%	7-10 70.0%	3-5 60.0%	25-58 43.1%
	FT% 1-4 25.0%	FT% 2-4 50.0%	FT% 3-4 75%	FT% 4-5 80.0%	FT% 10-15 66.7%	FT% 10-15 66.7%

Dead Ball Rebounds: 2, 1

Biggest lead	WFU	GT
	10 (2 nd 9:51)	12 (4 th 5:06)
Best Scoring Run	21	28
Lead Changes	5	
Times Tied	5	
Time with Lead	17:46	18:01

Points from	WFU	GT
Turnovers	14	13
Paint	28	38
Second Chance	13	9
Fast Breaks	4	4
Bench	9	10

27 #24 Florida State

Georgia Tech

Feb. 19, 2023 | Tucker Center (Tallahassee, Fla.)

80
66

Official Basketball Box Score - Final
Georgia Tech at Florida State
02/19/23 Donald L. Tucker Center, Tallahassee
2022-23 Women's Basketball

Game Time: 2:00 PM
Game Duration: 1:58
Attendance: 3,980

Officials: Eric Brewton, Ashley Gibbs, Ryan Durham

Georgia Tech - 66

Record: 13-14 (4-12)

NO. Name	Min	FG	3P	FT	Rebounds	Fouls	TP	AS	TO	ST	Blocks	+/-
		M-A	M-A	M-A	OR DR TOT	PF FO					BS BA	
11 Aixa Wone Aranz	F 12:19	2-3	0-0	0-0	1 0 1	3 0	4	1	0	0	0	-5
13 Kayla Blackshear	F 37:51	3-8	0-0	4-6	2 5 7	3 3	10	1	3	0	0	-11
1 Cameron Swartz	G 33:05	5-15	2-7	5-6	0 5 5	4 3	17	0	0	0	0	-5
5 Tonie Morgan	G 31:22	3-9	0-1	2-2	2 9 11	3 5	8	5	6	0	0	-21
25 Kara Dunn	G 34:34	7-11	0-2	2-2	1 3 4	2 2	16	3	2	0	1	-6
20 Nerea Hermosa	27:41	3-5	0-0	0-0	0 6 6	2 3	6	3	0	1	2	-9
10 Bianca Jackson	23:24	2-8	1-2	0-0	0 1 1	1 0	5	2	2	1	1	-13
15 Ayvonne Carter	02:44	0-0	0-0	0-0	0 0 0	1 0	0	0	1	0	0	-13
Team					0 2 2	0	0					
Totals		25-59	3-12	13-16	6 31 37	19 16	66	15	14	2	4	-14

Technical Fouls: Morgan 2nd 1:31

Shooting By Period	1st FG%	2nd FG%	3rd FG%	4th FG%	OT FG%	GM FG%
	11-15 73.3%	3-7 42.9%	5-16 31.3%	6-11 54.5%	3-15 20.0%	25-59 42.4%
	FT% 2-3 66.7%	FT% 4-4 100%	FT% 3-5 60.0%	FT% 3-4 75%	FT% 13-16 81.3%	FT% 13-16 81.3%

Dead Ball Rebounds: 1, 0

Florida State - 80

Record: 22-7 (11-5)

NO.	Name	Min	FG	3P	FT	Reb	Fouls	TP	AS	TO	ST	Blocks	BS	BA
			M-A	M-A	M-A	OR DR TOT	PF FO							
21	Makayla Timpson	F 19:15	1-5	0-0	2-2	1 5 6	3 1	4	0	0	1	0	1	11
23	Erin Howard	F 30:35	2-6	1-4	2-4	1 4 5	1 2	7	1	1	0	0	0	17
00	Ta'Niya Latson	G 30:14	10-16	2-4	9-10	0 6 6	3 5	31	2	2	3	0	0	20
1	Jazmine Massengill	G 26:02	1-3	1-1	0-0	0 3 3	0 0	3	5	0	2	1	0	10
4	Sara Bejed	G 29:17	5-10	2-2	2-2	1 4 3	2 2	14	1	2	1	0	1	13
32	Valencia Myers	20:45	2-3	0-0	0-4	1 5 6	4 4	4	0	1	0	1	0	3
11	Taylor O'Brien	18:07	3-10	0-1	1-3	1 2 3	1 2	7	0	1	1	0	1	-6
3	O'Mariah Gordon	16:20	4-7	2-2	0-2	1 0 1	1 2	10	0	0	0	0	0	-3
5	Mariana Valenzuela	09:25	0-1	0-1	0-0	0 0 0	1 0	2	0	0	0	0	0	-3
Team						1 2 3				1	0	0		

2022-23 BOX SCORES

29

#9 Virginia Tech

Georgia Tech
Feb. 26, 2023 | LJVM Coliseum McCamish Pavilion

65
52

Official Basketball Box Score - Final
Virginia Tech at Georgia Tech
02/26/23 McCamish Pavilion, Atlanta
Georgia Tech vs. Virginia Tech

Game Time: 4:00 PM
Game Duration: 1:39
Attendance: 2,014
Officials: Rod Oreech, Thomas Danaher, Courtney Robinson

Virginia Tech - 65

Record: 24-4 (14-4)

NO. Name	Min	FG M-A	3P M-A	FT M-A	Rebounds OR DR TOT	Fouls PF FD	TP	AS	TO	ST	Blocks BS BA	+/-
13 Taylor Soule	F 26:08	2-7	0-1	0-0	2 5 7	0 2	4	2	2	1	0 0	-7
33 Elizabeth Kittley	C 34:50	13-20	0-1	3-3	3 8 11	2 4	29	0	2	0	1 1	21
5 Georgia Amore	G 36:04	3-11	2-8	0-1	1 1 2	4 1	8	7	2	2	0 0	5
22 Cayla King	G 32:21	2-5	2-5	4-4	0 0 0	0 2	10	2	0	1	0 0	16
23 Kayana Traylor	G 35:16	6-12	2-5	0-1	0 7 7	0 1	14	5	4	1	0 0	13
11 D'asia Gregg	23:27	0-3	0-2	0-0	0 7 7	1 1	0	0	1	2	0 0	13
35 Taylor Geiman	06:52	0-0	0-0	0-0	0 1 1	1 1	0	0	0	0	0 0	5
15 Ashley Owusu	05:02	0-2	0-0	0-0	0 0 0	0 0	0	0	1	1	0 0	-1
Team					0 2 2	0 0						
Totals		26-80	6-22	7-9	6 31 37	8 12	65	16	12	8	1 1	13

Technical Fouls: NONE

Shooting By Period	1st	2nd	3rd	4th	FT	GMFG%
1st FG%	6-16	37.5%				
3PT%	2-9	22.2%				
FT%	4-4	100%				
2nd FG%	9-16	56.3%				
3PT%	1-2	50.0%				
FT%	0-0	0%				
3rd FG%	7-14	50.0%				
3PT%	2-5	40.0%				
FT%	3-4	75%				
4th FG%	4-14	28.6%				
3PT%	1-6	16.7%				
FT%	0-1	0%				
GMFG%	26-80	43.3%				
3PT%	6-22	27.3%				
FT%	7-9	77.8%				

Dead Ball Rebounds: 1, 1

Georgia Tech - 52

Record: 13-16 (4-14)

NO. Name	Min	FG M-A	3P M-A	FT M-A	Rebounds OR DR TOT	Fouls PF FD	TP	AS	TO	ST	Blocks BS BA	+/-
13 Kayla Blackshear	F 31:48	3-8	0-0	1-2	1 4 5	3 1	7	2	0	0	0 0	-5
20 Nerea Hermosa	C 29:49	3-8	0-0	0-0	1 6 7	2 0	6	2	1	0	1 0	-14
1 Cameron Swartz	G 31:55	8-18	4-9	0-0	0 5 5	2 1	20	0	2	0	0 0	-4
5 Tonie Morgan	G 31:49	3-6	0-0	1-3	0 7 7	2 3	7	4	4	1	0 0	-10
10 Bianca Jackson	G 33:39	2-6	0-0	0-0	0 1 1	1 0	4	3	1	0	0 1	-11
11 Aixa Wone Aranzaz	16:47	0-3	0-0	0-0	0 0 0	1 1	0	1	1	1	0 0	-5
15 Ayvonce Carter	19:54	2-6	1-3	3-3	1 2 3	1 2	8	0	1	2	0 0	-16
33 Carmyn Harrison	01:36	0-0	0-0	0-0	0 0 0	0 0	0	0	1	0	0 0	-2
14 Raeven Boswell	02:43	0-0	0-0	0-0	0 0 0	0 0	0	0	1	0	0 0	2
Team					0 3 3	0 0						
Totals		21-55	5-12	5-8	3 28 31	12 8	52	12	12	4	1 1	-13

Technical Fouls: NONE

Dead Ball Rebounds: 2, 1

	VT	GT
Biggest lead	18 (2 nd 1:43)	2 (1 st 7:35)
Best Scoring Run	11 (2 nd 1:43)	8 (3 rd 9:52)
Lead Changes	2	
Times Tied	1	
Time with Lead	36:37	01:21

Points from	VT	GT
Turnovers	7	10
Paint	20	14
Second Chance	4	7
Fast Breaks	2	4
Bench	0	8

Period by Period Scoring	1st	2nd	3rd	4th	TOT
VT	18	19	19	9	65
GT	10	15	15	12	52

30

Boston College

Georgia Tech
March 1, 2023 | Greensboro Coliseum (ACC Tourn.)

62
57

Official Basketball Box Score - Final
Georgia Tech at Boston College
03/01/23 Greensboro Coliseum Complex, Greensboro
2023 ACC Women's Basketball

Game Time: 6:30 PM
Game Duration: 2:00
Attendance: 3,879
Officials: Dave Kanner, Eric Brewton, Talica Green

Georgia Tech - 57

Record: 13-17

NO. Name	Min	FG M-A	3P M-A	FT M-A	Rebounds OR DR TOT	Fouls PF FD	TP	AS	TO	ST	Blocks BS BA	+/-
11 Aixa Wone Aranzaz	F 22:26	1-3	0-0	0-0	0 1 1	3 1	2	0	1	1	0 0	-9
13 Kayla Blackshear	F 28:10	2-11	0-0	4-4	2 2 4	3 5	8	2	2	3	0 1	7
1 Cameron Swartz	G 30:57	2-8	0-4	1-2	0 5 5	5 4	5	1	2	2	0 0	-5
5 Tonie Morgan	G 38:00	8-16	0-2	2-4	1 5 6	2 3	18	4	3	1	0 0	-6
10 Bianca Jackson	G 33:14	7-14	3-4	2-3	0 0 0	4 1	19	0	4	1	0 1	-4
15 Ayvonce Carter	23:54	0-3	0-2	0-0	0 3 3	3 0	0	0	2	0	0	-7
20 Nerea Hermosa	17:34	2-5	0-0	1-2	1 2 3	2 2	5	1	0	0	1 0	4
33 Carmyn Harrison	05:45	0-1	0-0	0-0	1 0 1	0 0	0	0	0	0	0 0	-5
Team					2 0 2	0 0						
Totals		22-61	3-12	10-15	7 18 25	22 16	57	8	12	10	1 2	5

Technical Fouls: NONE

Shooting By Period	1st	2nd	3rd	4th	FT	GMFG%
1st FG%	5-13	38.5%				
3PT%	2-5	40.0%				
FT%	2-0	0%				
2nd FG%	3-16	18.8%				
3PT%	0-5	0.0%				
FT%	0-0	0%				
3rd FG%	4-16	25.0%				
3PT%	0-0	0.0%				
FT%	4-6	66.7%				
4th FG%	10-16	62.5%				
3PT%	1-2	50.0%				
FT%	6-9	66.7%				
GMFG%	22-61	36.1%				
3PT%	3-12	25.0%				
FT%	10-15	66.7%				

Dead Ball Rebounds: 2, 0

Boston College - 62

Record: 16-16

NO. Name	Min	FG M-A	3P M-A	FT M-A	Rebounds OR DR TOT	Fouls PF FD	TP	AS	TO	ST	Blocks BS BA	+/-
12 Ally VanTimmeren	F 17:01	2-6	1-4	0-0	1 2 3	3 0	5	1	2	0	0 1	-12
5 Maria Gakdeng	G 34:02	6-6	0-0	2-3	1 6 7	4 4	14	3	4	1	1 0	11
4 JoJo Lacey	G 25:37	3-6	0-1	2-2	2 2 4	4 2	8	1	5	0	0 0	0
20 Taina Mail	G 39:33	2-7	0-2	2-4	1 9 10	1 5	6	7	2	2	0 0	4
21 Andrea Dalsey	G 33:32	2-10	0-3	2-2	2 4 6	1 4	6	2	4	0	1 0	6
24 Dontavia Waggoner	28:41	5-10	0-0	6-9	2 5 7	3 5	16	0	4	3	0 0	16
30 Ty'Yana Todd	21:34	1-5	1-2	4-4	1 0 1	1 2	7	0	1	0	0 0	0
Team					2 5 7	0 0						
Totals		21-50	2-12	18-24	12 33 45	17 22	62	14	22	6	2 1	5

Technical Fouls: Waggoner 4th 6:17

Shooting By Period	1st	2nd	3rd	4th	FT	GMFG%
1st FG%	4-16	25.0%				
3PT%	1-6	16.7%				
FT%	0-0	0%				
2nd FG%	7-10	70.0%				
3PT%	0-2	0.0%				
FT%	4-5	80%				
3rd FG%	5-10	50.0%				
3PT%	0-1	0.0%				
FT%	6-8	75%				
4th FG%	5-14	35.7%				
3PT%	1-3	33.3%				
FT%	8-11	72.7%				
GMFG%	21-50	42.0%				
3PT%	2-12	16.7%				
FT%	18-24	75.0%				

Dead Ball Rebounds: 5, 2

	GT	BC
Biggest lead	7 (1 st 7:59)	17 (3 rd 1:20)
Best Scoring Run	9 (4 th 8:04)	7 (2 nd 6:12)
Lead Changes	1	
Times Tied	0	
Time with Lead	11:35	28:04

Game Notes: #11 seed Boston College advances to face #6 seed Miami, Thursday at 8:00 pm.

2022-23 SEASON RESULTS



2022-23 Georgia Tech Women's Basketball Combined Team Statistics All games

Page 1/1
as of Mar 02, 2023

Game Records

Record	Overall	Home	Away	Neutral
ALL GAMES	13-17	8-6	3-9	2-2
CONFERENCE	4-14	4-5	0-9	0-0
NON-CONFERENCE	9-3	4-1	3-0	2-2

Score by Periods

Team	1st	2nd	3rd	4th	OT	TOT
Georgia Tech	440	470	440	470	8	1828
Opponents	437	442	518	462	14	1873

Team Box Score

No.	Player				Total		3-Point		F-Throw		Rebounds													
		GP-GS	MIN	AVG	FG-FGA	FG%	3FG-3FGA	3FG%	FT-FTA	FT%	OFF	DEF	TOT	AVG	PF	DQ	A	TO	BLK	STL	PTS	AVG		
1	SWARTZ, Cameron	30-24	904:25	30.1	119-365	.326	50-189	.265	93-117	.795	9	94	103	3.4	62	1	28	58	4	31	381	12.7		
5	MORGAN, Tonie	30-29	850:51	28.4	103-252	.409	8-42	.190	79-115	.687	40	129	169	5.6	65	0	114	99	4	27	293	9.8		
10	JACKSON, Bianca	29-17	809:05	27.9	99-275	.360	29-77	.377	44-53	.830	9	68	77	2.7	40	0	67	81	9	32	271	9.3		
25	DUNN, Kara	28-14	606:29	21.7	82-191	.429	14-56	.250	36-49	.735	53	40	93	3.3	53	0	39	40	8	22	214	7.6		
13	BLACKSHEAR, Kayla	30-22	809:10	27.0	84-208	.404	0-5	.000	56-72	.778	97	96	193	6.4	57	0	33	40	8	26	224	7.5		
20	HERMOSA, Nerea	30-8	620:42	20.7	66-138	.478	0-0	.000	23-32	.719	35	100	135	4.5	58	1	27	44	17	15	155	5.2		
22	NOGUERO, Ines	19-6	208:53	11.0	26-79	.329	13-44	.295	3-4	.750	11	18	29	1.5	15	0	14	16	3	14	68	3.6		
15	CARTER, Avyonce	26-0	310:33	11.9	27-77	.351	13-42	.310	18-23	.783	17	25	42	1.6	32	0	9	14	3	14	85	3.3		
24	LOVE, Eyllia	13-8	244:07	18.8	15-58	.259	0-3	.000	9-14	.643	9	31	40	3.1	22	0	5	8	5	13	39	3.0		
11	WONE ARANAZ, Aixa	28-22	545:15	19.5	38-102	.373	0-2	.000	1-3	.333	33	41	74	2.6	59	0	22	29	6	11	77	2.8		
14	BOSWELL, Raeven	5-0	27:31	5.5	2-7	.286	2-5	.400	1-2	.500	3	1	4	0.8	5	0	1	4	0	0	7	1.4		
33	HARRISON, Carmyn	22-0	110:45	5.0	5-8	.625	0-0	.000	4-6	.667	8	23	31	1.4	15	0	3	5	4	2	14	0.6		
4	CLARK, Anisa	2-0	02:14	1.1	0-2	.000	0-1	.000	0-0	.000	0	0	0	0.0	0	0	0	0	0	0	0	0.0		
Team											50	64	114				14							
Total		30	6050		666-1762	.378	129-466	.277	367-490	.749	374	730	1104	36.8	483	2	362	452	71	207	1828	60.9		
Opponents		30	6050		703-1772	.397	139-491	.283	328-475	.691	377	751	1128	37.6	469	3	356	457	86	232	1873	62.4		

Team Statistics

	GATECH	OPP
Scoring	1828	1873
Points per game	60.9	62.4
Scoring margin	-1.5	-
Field goals-att	666-1762	703-1772
Field goal pct	.378	.397
3 point fg-att	129-466	139-491
3-point FG pct	.277	.283
3-pt FG made per game	4.3	4.6
Free throws-att	367-490	328-475
Free throw pct	.749	.691
F-Throws made per game	12.2	10.9
Rebounds	1104	1128
Rebounds per game	36.8	37.6
Rebounding margin	-0.8	-
Assists	362	356
Assists per game	12.1	11.9
Turnovers	452	457
Turnovers per game	15.1	15.2
Turnover margin	+0.2	-
Assist/turnover ratio	0.8	0.8
Steals	207	232
Steals per game	6.9	7.7
Blocks	71	86
Blocks per game	2.4	2.9
Winning streak	0	-
Home win streak	0	-
Attendance	23399	36057
Home games-Avg/Game	14-1671	12-3005
Neutral site-Avg/Game	-	4-1128

Team Results

Date	Opponent		Score	Att.
11/10/2022	Georgia St.	W	60-42	1337
11/13/2022	Kennesaw St.	W	65-39	1334
11/16/2022	at Auburn	W	57-51	1932
11/20/2022	Georgia	L	52-66	2384
11/25/2022	vs South Fla.	L	50-63	275
11/26/2022	vs Air Force	W	65-59	215
11/27/2022	vs Belmont	W	58-52	143
12/01/2022	at Michigan St.	W	66-63	2748
12/04/2022	at Belmont	W	59-55	1048
12/11/2022	Central Mich.	W	71-45	1504
12/18/2022	at Boston College	L	62-74	707
12/21/2022	Furman	W	82-41	1410
12/29/2022	at Virginia	L	63-69	3749
01/01/2023	Florida St.	L	58-99	1731
01/05/2023	at Louisville	L	55-63	7633
01/08/2023	at Wake Forest	L	50-51	942
01/12/2023	Miami (FL)	L	60-69	1434
01/15/2023	Duke	L	47-65	2342
01/19/2023	Syracuse	W	69-57	1920
01/22/2023	at North Carolina	L	57-70	4418
01/26/2023	Clemson	W	85-74	1454
02/02/2023	NC State	W	68-62	1653
02/05/2023	at Miami (FL)	L	58-64	3686
02/09/2023	at Clemson	L	41-57	907
02/12/2023	Pittsburgh	Lot2	79-85	1661
02/16/2023	Wake Forest	W	63-55	1221
02/19/2023	at Florida St.	L	66-80	2990
02/23/2023	at Notre Dame	L	53-76	5297
02/26/2023	Virginia Tech	L	52-65	2014
03/01/2023	vs Boston College	L	57-62	3879



HISTORY

Year-by-Year Records	41
Year-by-Year Results	42-49
All-time Letterwinners and Coaches	50-51
All-time Series History	52-53
GT vs. the Conferences	54-55
Fortner vs. Opponents	56
Series History	57-67
Rankings History	68-69
ACC Tournament Results	70
Post-season Results	71
Honors and Awards	72-75
#ProJackets	76

YEAR BY YEAR RECORDS

YEAR	COACH	OVERALL	ACC/FINISH*	ACC TOURN.	HOME	AWAY	NEUTRAL	POSTSEASON
1974-75	Jim Culpepper	6-16						
1975-76	Jim Culpepper	2-24						
1976-77	Jim Culpepper	19-8						
1977-78	Jim Culpepper	23-4						
1978-79	Jim Culpepper	18-8						
1979-80	Jim Culpepper	2-23	1-7/7th	0-1	1-9	0-12	1-2	
Culpepper Totals (6 years)		70-83 (.458)	1-7 (.125)	0-1 (.000)	1-9 (.100)	0-12 (.000)	1-2 (.333)	
1980-81	Benny Dees	8-19	1-6/7th	0-1	3-10	3-8	2-1	
Dees Totals (1 year)		8-19 (.296)	1-6 (.143)	0-1 (.000)	3-10 (.231)	3-8 (.273)	2-1 (.667)	
1981-82	Bernadette McGlade	9-16	2-9/7th	0-1	7-8	2-7	0-1	
1982-83	Bernadette McGlade	10-19	2-11/7th	0-1	5-7	1-9	3-3	
1983-84	Bernadette McGlade	9-19	1-13/8th	0-1	6-7	2-10	1-2	
1984-85	Bernadette McGlade	11-16	0-14/8th	0-1	8-8	2-9	1-1	
1985-86	Bernadette McGlade	10-17	1-13/8th	0-1	8-8	2-8	0-1	
1986-87	Bernadette McGlade	14-13	5-9/6th	0-1	8-5	4-7	2-1	
1987-88	Bernadette McGlade	11-16	3-11/7th	0-1	6-7	4-8	1-1	
McGlade Totals (7 years)		74-116 (.389)	14-80 (.149)	0-7 (.000)	48-50 (.490)	17-58 (.227)	8-10 (.444)	
1988-89	Agnus Berenato	14-14	5-9/6th	0-1	9-6	2-6	3-2	
1989-90	Agnus Berenato	13-17	4-10/6th	0-1	6-5	3-10	4-2	
1990-91	Agnus Berenato	15-13	3-11/7th	0-1	8-5	4-6	3-2	
1991-92	Agnus Berenato	20-13	6-10/7th	2-1	6-5	6-7	8-1	3-0 (NWIT Champs)
1992-93	Agnus Berenato	16-11	8-8/4th	0-1	10-3	5-6	1-2	0-1 (NCAA 1st Rd.)
1993-94	Agnus Berenato	12-15	5-11/7th	0-1	7-6	5-8	0-1	
1994-95	Agnus Berenato	14-16	5-11/6th	0-1	8-6	5-8	1-2	
1995-96	Agnus Berenato	14-13	5-11/8th	0-1	10-4	2-8	2-1	
1996-97	Agnus Berenato	15-12	7-9/7th	0-1	10-4	5-7	0-1	
1997-98	Agnus Berenato	11-17	3-13/8th	1-1	6-8	4-8	1-1	
1998-99	Agnus Berenato	13-14	6-10/6th	0-1	9-6	4-6	0-2	
1999-00	Agnus Berenato	17-14	7-9/6th	1-1	9-6	7-6	1-2	2-1 (WNIT 3rd Rd.)
2000-01	Agnus Berenato	14-15	5-11/8th	0-1	9-6	5-7	0-2	0-1 (WNIT 1st Rd.)
2001-02	Agnus Berenato	15-14	7-9/5th	0-1	8-6	6-5	1-3	0-1 (WNIT 1st Rd.)
2002-03	Agnus Berenato	20-11	8-8/4th	1-1	14-3	4-6	2-2	0-1 (NCAA 1st Rd.)
Berenato Totals (15 years)		223-209 (.516)	84-150 (.359)	5-15 (.250)	129-79 (.620)	67-104 (.392)	27-26 (.509)	5-5 (.500)
2003-04	MaChelle Joseph	14-15	5-11/8th	0-1	8-4	4-8	2-3	
2004-05	MaChelle Joseph	13-14	4-10/8th	0-1	10-6	3-6	0-2	
2005-06	MaChelle Joseph	14-15	2-12/11th	1-1	11-5	2-8	1-2	
2006-07	MaChelle Joseph	21-12	9-5/6th	1-1	13-3	6-6	2-3	1-1 (NCAA 2nd Rd.)
2007-08	MaChelle Joseph	22-10	7-7/5th	1-1	14-2	7-6	1-2	0-1 (NCAA 1st Rd.)
2008-09	MaChelle Joseph	22-10	8-6/5th	0-1	13-2	5-5	4-3	1-1 (NCAA 2nd Rd.)
2009-10	MaChelle Joseph	23-10	8-6/4th	1-1	12-2	8-6	3-2	0-1 (NCAA 1st Rd.)
2010-11	MaChelle Joseph	24-11	9-5/4th	2-1	14-3	6-4	4-4	1-1 (NCAA 2nd Rd.)
2011-12	MaChelle Joseph	26-9	12-4/3rd	2-1	10-3	10-2	6-4	2-1 (NCAA Sweet 16)
2012-13	MaChelle Joseph	14-16	7-11/t-7th	0-1	7-8	5-6	2-2	
2013-14	MaChelle Joseph	20-12	9-7/7th	1-1	11-4	5-6	4-2	0-1 (NCAA 1st Rd.)
2014-15	MaChelle Joseph	19-15	7-9/t-9th	1-1	11-6	6-6	2-3	1-1 (WNIT 2nd Rd.)
2015-16	MaChelle Joseph	20-13	8-8/t-7th	1-1	13-5	5-6	2-2	1-1 (WNIT 2nd Rd.)
2016-17	MaChelle Joseph	22-15	5-11/10th	1-1	16-5	3-9	3-1	5-1 (WNIT Finals)
2017-18	MaChelle Joseph	20-14	6-10/10th	1-1	15-3	3-9	2-2	2-1 (WNIT 3rd Rd.)
2018-19	MaChelle Joseph**	17-13	7-9/9th	0-1	11-3	3-8	3-2	
Joseph Totals (16 years)		311-201 (.607)	113-129 (.463)	13-15 (.448)	189-63 (.747)	81-103 (.438)	41-38 (.513)	14-11 (.560)
2019-20	Neill Fortner	20-11	10-8/7th	1-1	10-4	7-4	3-3	Canceled
2020-21	Neill Fortner	17-9	12-6/3rd	1-1	9-3	5-4	3-2	2-1 (NCAA Sweet 16)
2021-22	Neill Fortner	21-11	11-7/6th	1-1	12-4	8-5	1-2	0-1 (NCAA 1st Rd.)
2022-23	Neill Fortner	13-17	4-14/14th	0-1	8-6	3-9	2-2	
Fortner Totals (4 years)		71-48 (.597)	37-35 (.514)	3-4 (.429)	39-17 (.696)	23-22 (.511)	9-9 (.500)	2-1 (.666)
1975-2023 Team Totals		757-679 (.527)	250-409 (.379)	21-44 (.323)	409-229 (.641)	191-305 (.385)	88-87 (.503)	21-18 (.538)

*ACC Regular Season Only

**Mark Simons served as acting head coach for the final three games of the 2018-19 season

GEORGIA TECH RECORDS				MILESTONE WINS				
Overall	757-679 / .527 (49 years)			Win	Date	Opponent	Score	
Division I	689-619 / .527 (44 years)			1	1974-75	Gordon	51-33	
Division III	68-60 / .531 (5 years)			50	1977-78	Tift	85-69	
ACC	250-409 / .379 (42 years)			100	12/17/83	Georgia State	80-43	
First Wins				150	2/10/88	Auburn-Montgomery	89-72	
				200	12/11/91	Florida State	70-68	
				250	1/5/95	Maryland	82-59	
				300	11/28/98	Weber State	81-46	
				350	1/17/02	North Carolina	81-62	
				400	1/23/05	Miami	62-46	
				450	1/2/08	Jackson State	79-42	
				500	2/5/10	Maryland	61-60	
				550	2/26/12	Clemson	62-50	
				600	1/8/15	Boston College	80-77	
				650	11/10/17	Appalachian State	75-41	
				700	2/6/20	Pittsburgh	77-48	
				750	12/4/22	Belmont	59-55	
	Win	Date	Opponent	Score				
	ACC	11/25/79	Wake Forest	94-67				
ACC Road	1/31/82	Wake Forest	64-53					
ACC Tourney	3/7/92	Maryland	68-67					
Postseason	3/28/92	Wis.-Green Bay (NWIT)	78-77					
NCAA Tourney	3/17/07	DePaul	55-54					

YEAR BY YEAR RESULTS

JIM CULPEPPER

Head Coach: 1975-80

Seasons: 6

Record: 70-83 (.458)

1974-75 (6-16)

DATE	OPPONENT	H/A	RESULT	SCORE
	Shorter		L	25-94
	Augusta College		L	14-67
	DeKalb Central		L	25-83
	Berry		L	31-105
	Gordon		W	51-33
	DeKalb South		W	56-48
	Shorter		L	35-80
	Savannah		L	31-90
	Georgia		L	35-96
	Gordon		W	47-36
	Emory (Oxford)		W	52-28
	Tift College		L	45-82
	Augusta College		L	26-49
	DeKalb Central		L	49-94
	Florida State		L	22-58
	Tift College		L	33-51
	Shorter		L	20-72
	Georgia Baptist		L	38-50
	DeKalb South		W	56-45
	Tift College		W	67-53
	vs. Fort Valley State(1)	n	L	39-76
	vs. Tift College (1)	n	L	54-65

1975-76 (2-24)

DATE	OPPONENT	H/A	RESULT	SCORE
	Augusta College		L	20-80
	Savannah		L	18-141
	Atlanta Christian		W	55-23
	Georgia State		L	30-80
	Auburn		L	28-89
	Georgia		L	22-77
	West Georgia		L	35-97
	Berry		L	13-107
	Shorter		L	31-81
	Albany State		L	33-93
	Tift College		L	50-67
	Auburn		L	28-78
	Albany State		L	22-105
	Tennessee Temple		L	35-55
	North Georgia		L	21-70
	Tift College		L	57-68
	Shorter		L	39-83
	North Georgia		L	25-78
	Tennessee Temple		L	43-68
	West Georgia		L	38-83
	Georgia State		L	40-101
	Augusta College		L	28-71
	Atlanta Christian		W	90-14
	Georgia		L	35-60
	vs. Berry (1)	n	L	41-109
	vs. North Georgia (1)	n	L	35-69

1976-77 (19-8)

DATE	OPPONENT	H/A	RESULT	SCORE
	Piedmont		L	38-61
	Maryville		W	50-28
	Spelman		W	52-32
	Covenant		W	62-26
	Georgia Baptist		W	68-47
	Rollins		W	69-52
	St. Leo's		W	69-29
	Covenant		W	59-37
	Tennessee Temple		W	55-53
	Piedmont		L	40-46
	Bryan		W	51-39
	Spelman		W	82-47
	Augusta College		L	47-48
	Tift College		L	64-72
	Armstrong State		W	57-54
	Tenn. Wesleyan		L	50-74
	Spelman		W	46-33
	Atlanta Christian		W	93-52

Tift College		L	70-72
Georgia Baptist		W	63-40
Bryan		W	57-46
Georgia Baptist		W	60-46
Tenn. Wesleyan		L	43-53
Tennessee Temple		L	51-58
Atlanta Christian		W	99-34
vs. Morris Brown (1)	n	W	75-27
vs. Spelman (1)	n	W	55-43

1977-78 (23-4)

DATE	OPPONENT	H/A	RESULT	SCORE
	Tennessee Temple		W	67-49
	Bryan		W	55-29
	Covenant		W	85-52
	Georgia Baptist		W	100-38
	Maryville		W	97-51
	Armstrong State		W	90-36
	Tennessee Temple		W	83-54
	Converse		W	83-62
	Piedmont		W	81-66
	Armstrong State		W	90-73
	Augusta College		L	65-84
	Georgia College		L	79-86
	Bryan		W	81-44
	Tift College		W	72-58
	Spelman		W	64-62
	UNC-Asheville		W	70-66
	Furman		L	77-79
	Augusta College		W	78-62
	Converse		W	86-67
	Covenant		W	69-50
	Piedmont		W	89-71
	Tulane		W	68-53
	Spelman		W	84-63
	Georgia Baptist		W	88-43
	Georgia College		W	83-70
	Tift College		W	85-69
	West Georgia (1)		L	79-94

1978-79 (18-8)

Captain: Bonnie Tate

DATE	OPPONENT	H/A	RESULT	SCORE
N18	Georgia College	h	W	85-49
N25	at Vanderbilt	a	W	69-67 (OT)
N27	Covenant	h	W	90-60
D1	at UNC-Asheville	a	W	73-60
D2	at Mars Hill	a	L	53-81
D9	at Georgia College	a	W	86-50
J5	at Augusta	a	L	54-58
J6	at Armstrong State	a	W	80-71
J8	at Tenn. Temple	a	W	78-34
J12	at Furman	a	W	88-68
J13	at Duke	a	L	55-70
J15	Tennessee Temple	h	W	100-47
J18	Erskine	h	L	54-74
J20	UNC-Asheville	h	L	95-102 (3OT)
J22	at Tift College	a	W	70-68
J25	Piedmont	h	W	78-49
J27	Armstrong State	h	L	51-61
J29	Georgia Southwestern	h	W	67-42
F1	Morris Brown	h	W	74-55
F3	at Piedmont	a	W	69-68
F5	Tift College	h	W	79-62
F8	Augusta	h	L	72-73
F12	at Covenant	a	W	92-65
F16	at Georgia Southwestern	a	W	90-68
F19	Vanderbilt	h	W	71-63
	vs. Berry (1)	n	L	68-92

1979-80 (2-23, 1-8 ACC/t-7th)

First season as a member of the ACC

DATE	OPPONENT	H/A	RESULT	SCORE
N14	at Georgia Southern	a	L	56-62
N17	at Vanderbilt	a	L	61-67
N20	Georgia State	h	L	62-85
N24	Virginia (2)	a	L	44-85
N25	vs. Wake Forest (2)	n	W	94-67
N27	at #11 Maryland	a	L	78-94
N30	at Georgia	a	L	78-97
D10	at Valdosta State	a	L	84-113
J3	Albany State	h	L	74-75
J5	Georgia Southern	h	L	77-81

J7	at #19 Mercer	a	L	59-85
J9	North Carolina	h	L	61-93
J12	at #8 NC State	a	L	38-97
J14	Furman	h	W	98-50
J16	Georgia	h	L	77-78
J18	Valdosta State	h	L	65-82
J21	Duke	h	L	71-72
J26	at Albany State	a	L	84-89 (OT)
J28	Vanderbilt	h	L	67-77
J31	at #16 Clemson	a	L	67-103
F2	at Wake Forest	a	L	71-80
F5	at Georgia State	a	L	57-75
F8	vs. #9 NC State (3)	n	L	48-99
F11	Mercer	h	L	73-87
F21	vs. Georgia Southern (1)	n	L	51-87

BENNY DEES

Head Coach: 1981

Seasons: 1

Record: 8-19 (.296)

1980-81 (8-19, 1-6 ACC/7th)

Captain: Karen Rainwater

DATE	OPPONENT	H/A	RESULT	SCORE
N18	Maryland	h	L	64-82
N20	Florida State	h	W	97-84
N21	vs. Tift College (at GSU)	n	W	87-78
N28	Georgia	h	L	51-91
D15	at Miami	a	L	80-86
D16	at Florida International	a	W	79-43
J3	#9 NC State	h	L	55-74
J5	at Georgia State	a	L	52-73
J7	Clemson	h	L	53-75
J10	Tulane	h	W	72-58
J12	at Georgia	a	L	53-79
J14	at Albany State	a	L	73-85
J17	#18 Virginia	h	L	42-66
J21	Georgia State	h	L	70-76
J24	at North Carolina	a	L	75-82
J26	at Valdosta State	a	L	61-68
J28	Albany State	h	W	74-69
J31	at Georgia Southern	a	L	60-87
F4	Mercer	h	L	70-75
F6	at Duke	a	L	51-74
F10	Wake Forest	h	W	78-62
F12	vs. #16 Virginia (4)	n	L	49-61
F16	at Furman	a	W	83-54
F19	at Mercer	a	W	79-77
F21	Valdosta State	h	L	68-99
F24	Georgia Southern	h	L	64-80
F26	vs. Georgia (1)	n	L	70-89

BERNADETTE MCGLADE

Head Coach: 1982-88

Seasons: 7

Record: 74-116 (.389)

1981-82 (9-16, 2-9 ACC/7th)

Captain: LeeAnn Woodhull

DATE	OPPONENT	H/A	RESULT	SCORE
N14	Shorter	h	W	69-63
N19	Georgia Southwestern	h	W	78-56
N24	Berry	h	L	61-82
N27	at Duke	a	L	50-62
N28	at North Carolina	a	L	58-81
D1	Covenant	h	W	75-36
D4	at #16 Georgia	a	L	43-86
D14	at Clemson	a	L	50-72
J4	#7 NC State	h	L	62-76
J9	Vanderbilt	h	L	74-80
J11	West Georgia	h	W	57-55
J16	at Virginia	a	L	45-75
J19	Georgia State	h	W	57-51
J23	North Carolina	h	L	64-68
J24	East Carolina	h	L	46-80
J28	Miss. Univ for Women	h	W	75-59
J30	at #5 NC State	a	L	48-75
J31	at Wake Forest	a	W	64-53

YEAR BY YEAR RESULTS

F3	Mercer	h	L	47-69
F6	Duke	h	W	64-61
F8	#15 Georgia	h	L	52-69
F15	Virginia	h	L	51-56
F17	at #9 Maryland	a	L	64-77
F20	at Georgia State	a	W	71-67
F26	vs. Clemson (3)	n	L	54-62

1982-83 (10-19, 2-11 ACC/7th)

Captains: LeeAnn Woodhull, Rochelle Laudenslager

DATE	OPPONENT	H/A	RESULT	SCORE
N21	at Virginia	a	L	59-80
N23	Alabama	h	L	56-63
N26	at Kennesaw St.	a	W	68-55
N29	Covenant (Forfeit)		W	2-0
D2	Georgia Southwestern	h	W	74-60
D4	at #12 Georgia	a	L	56-90
D15	at #3 Maryland	a	L	54-88
D18	vs. Villanova (6)	n	L	59-68
D19	vs. Pennsylvania (6)	n	W	67-59
J3	Duke	h	L	43-55
J6	North Carolina	h	L	58-99
J8	#19 NC State	h	L	61-83
J10	#3 Maryland	h	L	57-69
J13	North Georgia	h	W	88-51
J19	Georgia State	h	L	69-73
J24	at #20 NC State	a	L	61-77
J27	Clemson	h	L	67-79
J29	at North Carolina	a	L	58-96
J31	at Duke	a	L	40-80
F5	at Clemson	a	L	66-84
F7	at Georgia State	a	L	64-69
F12	at Mercer	a	L	67-71
F14	Virginia	h	W	55-54
F17	Stetson	h	W	70-53
F23	Wake Forest	h	W	93-72
F25	Drake (7)	n	L	63-83
F26	vs. South Florida (7)	n	W	82-65
F27	vs. Pennsylvania (7)	n	W	75-58
M4	vs. North Carolina (3)	n	L	80-85

1983-84 (9-19, 1-13 ACC/8th)

Captains: Mary Lou Jicka, Mary Rucker, Kate Brandt

DATE	OPPONENT	H/A	RESULT	SCORE
N25	vs. Miss Univ for Women (9)	n	W	76-61
N26	Stetson (9)	h	W	96-73
N30	at Alabama	a	L	49-79
D2	#3 Georgia (38)	n	L	52-89
D14	at #9 Maryland	a	L	59-80
D16	vs. West Virginia (10)	n	L	78-86 (OT)
D17	vs. Georgia State (10)	n	W	80-43
D18	at South Florida (10)	a	W	68-56
D21	at Stetson	a	W	69-62
J4	#12 NC State	h	L	52-65
J7	Duke	h	L	72-74
J11	at #17 Clemson	a	L	70-82
J16	#17 Maryland	h	L	48-67
J18	Queens College	h	W	84-56
J23	#16 Virginia	h	L	65-75
J25	#17 Clemson	h	L	72-79
J28	at North Carolina	a	L	73-81
J31	Georgia State	h	W	83-70
F4	at Wake Forest	a	L	70-79
F5	at East Carolina	a	L	56-61 (OT)
F9	at Georgia State	a	L	56-59
F11	at Duke	a	L	61-69
F13	at NC State	a	L	63-78
F18	at #11 Virginia	a	L	50-89
F20	#18 North Carolina	h	L	75-95
F23	South Florida	h	W	61-46
F25	Wake Forest	h	W	77-74
M2	vs. #15 Virginia (11)	n	L	58-75

1984-85 (11-16, 0-14 ACC/8th)

Captain: Cindy Cochran

DATE	OPPONENT	H/A	RESULT	SCORE
N21	Colorado	h	W	76-56
N27	Presbyterian	h	W	86-70
N29	#1 Georgia	h	L	69-100
D1	Converse	h	W	116-31
D12	at Maryland	a	L	52-68
D28	vs. Fordham (12)	n	W	77-56
D29	vs. Wagner (12)	n	W	81-70

J3	NC State	h	L	70-87
J5	at Wake Forest	a	L	49-54
J7	Arizona	h	W	65-59
J9	Clemson	h	L	81-84 (OT)
J12	Duke	h	L	58-65
J14	Maryland	h	L	67-69
J19	North Carolina	h	L	68-88
J21	#17 Virginia	h	L	47-71
J25	at Duke	a	L	67-75
J27	at North Carolina	a	L	50-81
J30	West Georgia	h	W	69-67
F3	at #20/#22 NC State	a	L	73-83
F7	at Georgia State	a	W	69-68 (OT)
F9	Wake Forest	h	L	55-77
F11	at Clemson	a	L	75-95
F13	Georgia Southern	h	W	75-57
F16	at #17/#17 Virginia	a	L	67-97
F22	Western Carolina (9)	h	W	83-61
F23	Georgia State (9)	h	W	80-75
M1	vs. #14/#14 NC State (11)	n	L	60-87

1985-86 (10-17, 1-13 ACC/8th)

Captains: Tory Ehle, Kristen Weinert

DATE	OPPONENT	H/A	RESULT	SCORE
N22	at Richmond	a	W	77-59
N24	at #18/#16 Virginia	h	L	52-86
N29	South Florida (9)	h	W	95-69
N30	Chattanooga (9)	h	L	69-76
D2	Presbyterian	h	W	124-56
D4	at #2/#2 Georgia	a	L	58-93
D16	Clemson	h	L	80-90
D21	at Maryland	a	L	65-80
D31	Furman	h	W	85-81
J2	#18/#18 NC State	h	L	69-77
J4	Marshall	h	W	83-81
J11	Duke	h	L	69-78
J13	Maryland	h	W	73-66
J18	at Clemson	a	L	73-84
J22	Columbia	h	W	87-69
J25	at #18/NR Duke	a	L	61-77
J27	at #16/#16 North Carolina	a	L	65-88
F1	Wake Forest	h	L	60-73
F5	at Chattanooga	a	W	82-77
F7	at NC State	a	L	57-92
F9	at Wake Forest	a	L	62-75
F13	Georgia Southern	h	W	79-71
F15	#5/#5 Virginia	h	L	64-82
F20	UAB	h	W	67-66
F22	#17/#18 North Carolina	h	L	81-92 (OT)
F24	Georgia State	h	L	75-80
M1	vs. #3/#3 Virginia (11)	n	L	64-90

1986-87 (14-13, 5-9 ACC/6th)

Captains: Tory Ehle, Marielle Walker

DATE	OPPONENT	H/A	RESULT	SCORE
N28	UC-Santa Barbara (13)	h	W	84-48
N29	Seton Hall (13)	h	W	72-65
D2	Chattanooga	h	W	69-60
D5	vs. Florida (14)	n	W	82-72
D6	vs. UAB (14)	n	W	77-65
D15	vs. Utah State (15)	n	W	106-40
D16	vs. Pepperdine (15)	n	W	79-77
D30	Auburn-Montgomery	h	W	74-58
J2	NR/#22 North Carolina	h	L	75-80
J6	#20/#19 Maryland	h	W	81-80 (OT)
J10	at #13/#13 NC State	a	L	63-74
J12	at Wake Forest	a	W	95-82
J15	at Georgia Southern	a	L	65-75
J17	#4/#4 Virginia	h	L	66-76
J22	at Clemson	a	W	81-78
J24	at North Carolina	a	L	81-86
J26	at Duke	a	L	66-85
J29	#10/#10 Georgia	h	L	57-72
F2	at #3/#3 Tennessee	a	L	74-100
F4	Western Carolina	h	W	85-47
F7	Duke	h	L	72-86
F11	at #8/#9 Virginia	a	L	56-78
F14	Wake Forest	h	W	72-70
F16	at Maryland	a	L	76-93
F21	#13/#15 NC State	h	L	69-78
F23	Clemson	h	W	82-66
F28	vs. North Carolina (11)	n	L	54-64

1987-88 (11-16, 3-11 ACC/7th)

Captains: Marielle Walker, Mandy Miller, Ida Neal

DATE	OPPONENT	H/A	RESULT	SCORE
N27	UAB (13)	h	W	101-75
N28	Monmouth (13)	h	W	76-70
D2	at #11/#10 Georgia	a	L	71-92
D5	vs. VCU (16)	n	W	73-63
D6	vs. Fordham (16)	n	W	79-78
D14	Southern	h	L	66-69
D19	at Marist	a	W	66-45
D20	at Iona	a	W	108-88
J3	at #16/#15 Maryland	a	L	80-83
J9	NC State	h	W	94-74
J11	#4/#4 Tennessee	h	L	79-96
J15	at #11/#11 Duke	a	L	71-77 (OT)
J17	at North Carolina	a	L	74-82
J20	at #7/#7 Virginia	a	L	69-90
J23	#20/#23 Wake Forest	h	L	66-71
J27	at Clemson	a	L	72-94
J30	#17/#17 Duke	h	L	71-80
F3	Clemson	h	L	74-90
F5	at NC State	a	W	83-74
F7	at #16/#17 Wake Forest	a	L	79-87
F10	Auburn-Montgomery	h	W	89-72
F13	North Carolina	h	W	76-74
F16	#13/#13 Maryland	h	L	70-92
F22	Coastal Carolina	h	W	92-60
F25	#9/#10 Virginia	h	L	68-91
F28	at Chattanooga	a	L	76-79
M5	vs. #11/#12 Maryland (11)	n	L	74-102

AGNUS BERENATO

Head Coach: 1989-2003

Seasons: 15

Record: 223-209 (.516)

1988-89 (14-14, 5-9 ACC/6th)

Captains: Ida Neal, Tonia Rodd

DATE	OPPONENT	H/A	RESULT	SCORE
N25	Winthrop (13)	h	W	83-61
N26	Richmond (13)	h	W	84-80 (2OT)
N28	#3/#3 Georgia	h	L	58-73
D2	vs. Georgia Southern (17)	n	L	60-61
D3	vs. UNC Asheville (17)	n	W	78-63
D13	Appalachian State	h	L	59-83
D17	vs. Howard (18)	n	W	87-82
D18	vs. Maine (18)	n	W	82-62
J2	Chattanooga	h	W	74-71
J4	#5/#5 Maryland	h	L	60-85
J7	at #19/#19 NC State	a	L	70-100
J8	at Wake Forest	a	L	57-85
J14	North Carolina	h	W	87-81
J18	at Clemson	a	L	56-83
J21	#13/#16 Virginia	h	W	105-80
J25	Mercer	h	W	89-70
J28	at Duke	a	W	97-94 (OT)
J29	at North Carolina	a	W	97-89
F1	Western Carolina	h	W	69-46
F4	at #15/#16 Virginia	a	L	74-91
F6	at #6/#4 Maryland	a	L	74-106
F11	Wake Forest	h	W	88-82
F13	Auburn-Montgomery	h	W	80-57
F15	at #3/#3 Tennessee	a	L	71-88
F18	#13/#13 NC State	h	L	79-87
F22	NR/#25 Clemson	h	L	62-89
F25	Duke	h	L	71-78
M4	vs. NR/#25 Clemson (11)	n	L	74-94

1989-90 (13-17, 4-10 ACC/6th)

Captains: Theresa Gernatt, Sheila Wagner

DATE	OPPONENT	H/A	RESULT	SCORE
N24	Tennessee State (19)	h	W	93-61
N25	Furman (19)	h	L	92-108
N29	at #4/#4 Georgia	a	L	70-85
D2	vs. Loyola Marymount (16)	n	W	81-53
D3	vs. Lafayette (16)	n	W	89-64
D13	at Mercer	a	W	87-52
D16	at Santa Clara	a	L	66-69
D18	at San Francisco	a	L	67-85
D19	at Pacific	a	L	68-88

YEAR BY YEAR RESULTS

D31	at Chattanooga	a	W	94-82
J2	#6/#8 NC State	h	W	79-78
J6	Wake Forest	h	L	52-70
J8	Auburn-Montgomery	h	W	89-63
J11	at North Carolina	a	W	90-73
J13	at Duke	a	L	68-72
J18	#15/#15 Maryland	h	W	70-68
J20	at #9/#9 Virginia	a	L	77-97
J24	at Clemson	a	L	69-77
J27	Duke	h	W	78-74
J30	at #23/#23 Maryland	a	L	52-83
F3	#12/#12 Virginia	h	L	65-94
F7	Mercer	h	W	83-66
F10	North Carolina	h	L	77-81
F12	NR/#25 Clemson	h	L	75-80
F16	at #9/#9 NC State	a	L	55-80
F18	at Wake Forest	a	L	59-73
F23	vs. Temple (7)	n	L	79-87
F24	vs. Southern Utah (7)	n	W	87-75
F25	vs. Boise State (7)	n	W	93-66
M3	vs. Virginia (11)	n	L	65-73

1990-91 (15-13, 3-11 ACC/7th)

Captains: Theresa Gernatt, Karen Lounsbury

DATE	OPPONENT	H/A	RESULT	SCORE
N23	UNC-Wilmington (20)	h	W	101-79
N24	East Tenn. St. (20)	h	W	89-62
N30	vs. South Florida (21)	n	W	98-58
D1	Minnesota (21)	a	W	84-69
D5	at Rider	a	W	114-72
D8	vs. William & Mary (22)	n	W	78-60
D9	vs. Temple (22)	n	W	83-68
D20	vs. Campbell (23)	n	L	75-82
D21	at Furman (23)	a	W	89-85
D30	Winthrop	h	W	124-47
J2	Western Carolina	h	W	94-71
J4	at #2/#2 NC State	a	L	79-97
J6	at Wake Forest	a	L	72-85
J9	North Carolina	h	W	101-86
J13	Maryland	h	L	66-68
J16	Chattanooga	h	W	98-73
J19	#1/#1 Virginia	h	L	72-98
J23	#21/#20 Clemson	h	L	61-63
J26	Duke	h	L	79-93
F2	at #1/#1 Virginia	a	L	94-98
F4	at Maryland	a	L	79-93
F7	Wake Forest	h	W	74-67
F11	at #23/#20 Clemson	a	L	64-76
F16	#7/#8 NC State	h	L	74-98
F19	Mercer	h	W	85-61
F22	at North Carolina	a	W	83-63
F24	at Duke	a	L	76-89
M2	vs. Maryland (11)	n	L	73-91

1991-92 (20-13, 6-10 ACC/7th)

NWIT CHAMPIONS

Captains: Allison Echols, Sheila Wagner

DATE	OPPONENT	H/A	RESULT	SCORE
N22	vs. Alcorn State (14)	n	W	98-69
N23	vs. UAB (14)	n	L	72-91
N29	Rider (20)	h	W	115-64
N30	Chattanooga (20)	h	W	114-57
D5	at Army	a	W	71-55
D7	at Marist	a	W	93-63
D11	at Florida State	a	W	70-68
D28	Boston College (24)	n	W	97-61
D29	vs. Santa Clara (24)	n	W	64-61
D30	at Miami (Fla.) (24)	n	L	63-78
J3	at Duke	a	L	76-80
J5	at North Carolina	a	L	69-83
J8	Wake Forest	h	W	74-56
J11	Florida State	h	L	66-77
J15	Coppin State	h	W	100-42
J17	#16/#15 NC State	h	W	83-72
J22	#15/#15 Clemson	h	L	69-73
J25	at #2/#2 Virginia	a	L	74-79
J27	at #1/#1 Maryland	a	L	54-75
F4	at #15/#15 Clemson	a	W	59-57
F8	#2/#2 Virginia	h	L	62-86
F14	at Appalachian St.	a	W	95-73
F17	#4/#1 Maryland	h	L	63-71
F21	at Wake Forest	a	W	83-66
F23	at NC State	a	L	70-86

F29	#25/NR North Carolina	h	L	70-73
M2	Duke	h	W	75-53
M7	vs. #4/#5 Maryland (25)	n	W	68-67
M8	vs. #20/#20 Clemson (25)	n	W	74-73
M9	vs. #1/#1 Virginia (25)	n	L	69-70
M26	vs. Wisc.-Green Bay (26)	n	W	78-77
M27	vs. Nebraska (26)	n	W	73-68
M28	vs. Hawaii (26)	n	W	90-72

1992-93 (16-11, 8-8 ACC/t-4th)

NCAA Tournament First Round

Captains: Laura Kauffman, Joyce Pierce

DATE	OPPONENT	H/A	RESULT	SCORE
D4	Hofstra (20)	h	W	111-62
D5	Mercer (20)	h	W	82-59
D13	at Minnesota	a	W	82-62
D16	Clemson (38)	h	W	86-68
D18	Appalachian St.	h	W	110-72
D29	Alabama (27)	n	L	101-103 (OT)
D30	Fordham (27)	n	W	69-68
J5	#15/#14 North Carolina	h	W	73-63
J8	at NC State	a	W	86-79
J10	at Wake Forest	a	L	70-85
J14	#3/#3 Maryland	h	L	66-77
J18	Florida State	h	L	71-79
J23	#10/#10 Virginia	h	L	81-107
J26	at #21/#18 Clemson	a	L	80-85
J29	at Duke	a	W	86-80 (OT)
J31	at #16/#16 North Carolina	a	L	68-72 (OT)
F3	East Tenn. State	h	W	88-55
F5	at #11/#11 Virginia	a	L	53-88
F7	at #7/#9 Maryland	a	L	70-75
F12	at Florida State	a	W	61-46
F16	Furman	h	W	86-72
F19	NC State	h	W	92-89 (2OT)
F21	Wake Forest	h	W	85-72
F24	at Chattanooga	a	W	68-67 (OT)
F26	Duke	h	W	72-67
M6	vs. NR/#24 Clemson (25)	n	L	66-87
M17	at Northwestern (28)	a	L	62-90

1993-94 (12-15, 5-11 ACC/7th)

Captains: Renee Wilkinson, Demieta Keener

DATE	OPPONENT	H/A	RESULT	SCORE
D1	Minnesota	h	L	73-77 (OT)
D4	Stetson (20)	h	W	75-56
D5	St. Joseph's (20)	h	W	51-50
D14	at Georgia State (29)	a	W	82-58
D15	#25/#21 Georgia (29)	h	L	52-67
D18	at Florida State	a	W	65-62
D29	at Rider	a	L	66-69
J2	at #20/#20 Maryland	a	L	62-69
J5	Chattanooga	h	W	71-70
J7	NC State	h	W	75-60
J9	Wake Forest	h	W	70-60
J14	at Duke	a	L	59-77
J16	at #4/#4 North Carolina	a	L	51-87
J19	at Furman	a	W	79-63
J22	at #12/#11 Virginia	a	L	75-88
J26	at Clemson	a	L	52-77
J30	Maryland	h	L	46-67
F1	Florida State	h	W	63-51
F6	#10/#11 Virginia	h	L	54-82
F9	at East Tenn. State	a	W	88-73
F12	#3/#3 North Carolina	h	L	79-89
F14	at Mercer	a	W	62-57
F18	at NC State	a	L	53-71
F20	at Wake Forest	a	L	69-70
F25	Clemson	h	L	51-55
F27	Duke	h	W	61-56
M5	vs. #5/#6 North Carolina (25)	n	L	55-78

1994-95 (14-16, 5-11 ACC/6th)

Captains: Demieta Keener, Christie Finney

DATE	OPPONENT	H/A	RESULT	SCORE
N28	Furman	h	W	78-60
D2	Butler (20)	h	L	66-67
D3	Cornell (20)	h	W	90-66
D10	Lafayette	h	W	95-38
D12	Georgia Southern (30)	h	W	79-66
D13	#14/#14 Georgia (30)	h	L	81-113
D15	at Chattanooga	a	W	74-71
D19	vs. UCLA (7)	n	L	69-81

D20	at Alaska-Anch. (7)	a	L	85-87
D21	vs. Army (7)	n	W	85-51
D30	at Fairfield	a	W	111-66
J5	Maryland	h	W	82-59
J7	at #4/#4 North Carolina	a	L	62-74
J12	Wake Forest	h	W	83-77
J15	NC State	h	L	67-81
J18	#25/NR Duke	h	L	71-80
J21	#12/#14 at Virginia	a	L	53-73
J23	Florida State	h	L	58-60
J26	at Clemson	a	L	56-68
J30	at Florida State	a	W	68-57
F5	at Maryland	a	W	67-59
F8	#11/#11 North Carolina	h	L	62-84
F11	at Wake Forest	a	L	61-66
F13	Georgia State	h	W	107-62
F16	at NC State	a	L	64-80
F18	at #22/#25 Duke	a	L	68-77
F20	#6/#7 Virginia	h	L	53-61
F22	at Mercer	a	W	82-49
F25	Clemson	h	W	68-60
M3	vs. NC State (25)	n	L	70-88

1995-96 (14-13, 5-11 ACC/8th)

Captains: Kisha Ford, Shea Matlock

DATE	OPPONENT	H/A	RESULT	SCORE
N14	Md.-Eastern Shore (20)	h	W	93-43
N25	Illinois (20)	h	W	70-60
D2	vs. New Hampshire (29)	n	W	90-72
D3	at Manhattan (29)	n	W	90-61
D13	Chattanooga	h	W	81-62
D28	Western Carolina (31)	h	W	88-48
D29	Seton Hall (31)	h	W	82-67
J1	Appalachian St.	h	W	95-68
J2	at Maryland	a	L	60-61
J6	North Carolina	h	L	74-78
J10	at Wake Forest	a	L	67-81
J15	at #11/#13 NC State	a	L	63-68
J17	at #13/#16 Duke	a	L	66-78
J20	#7/#7 Virginia	h	L	58-79
J22	Florida State	h	W	97-65
J25	#18/#19 Clemson	h	W	55-38
J29	at Georgia State	a	W	76-60
J31	at Florida State	a	L	85-90 (3OT)
F3	Maryland	h	W	59-30
F7	at North Carolina	a	L	72-88
F11	Wake Forest	h	W	75-65
F14	NC State	h	L	64-73
F17	Duke	h	L	55-70
F20	at Virginia	a	L	62-80
F25	at #17 Clemson	a	W	72-62
F27	at Mercer	a	L	61-64
F29	vs. Florida State (25)	n	L	51-64

1996-97 (15-12, 7-9 ACC/7th)

Captains: Kisha Ford, Tiffany Martin

DATE	OPPONENT	H/A	RESULT	SCORE
N25	Mercer	h	W	98-79
N28	Drexel (20)	h	W	84-65
N29	#9/#12 Notre Dame (20)	h	L	69-76
D3	at Appalachian St.	a	W	88-80 (OT)
D12	at #17/#16 Duke	a	L	65-74
D21	at St. Mary's	a	L	59-66
D22	at San Jose State	a	W	68-53
D29	William & Mary (31)	h	W	78-53
D30	Manhattan (31)	h	W	105-63
J2	Maryland	h	W	44-40
J5	#7/#7 NC State	h	W	73-72
J8	at Chattanooga	a	W	72-56
J11	at #16/#15 North Carolina	a	L	53-80
J13	#12/#11 Clemson	h	L	59-67
J16	at #8/#8 Virginia	a	L	53-74
J19	at Wake Forest	a	W	80-65
J22	Florida State	h	W	75-51
J27	#22/#21 Duke	h	L	58-83
J30	#6/#8 North Carolina	h	L	77-80
F4	Georgia State	h	W	76-56
F8	#19/#18 at Clemson	a	L	50-52
F10	at Florida State	a	W	68-60
F13	#9/#8 Virginia	h	W	72-60
F16	Wake Forest	h	W	83-67
F19	at Maryland	a	L	69-73
F23	at NC State	a	L	69-82

YEAR BY YEAR RESULTS

F28 vs. #13/#10 Virginia (32) n L 63-77

1997-98 (11-17, 3-13 ACC/8th)

Captains: Joannah Kauffman, Shea Matlock

DATE	OPPONENT	H/A	RESULT	SCORE
N15	at American	a	L	66-82
N18	at Georgia State	a	W	73-59
N22	at Maryland	a	L	42-74
N24	at Mercer	a	W	70-65 (OT)
N28	Charleston Southern (20)	h	W	87-64
N29	Boston College (20)	h	W	81-79
D1	Chattanooga	h	W	70-42
D3	Davidson	h	L	72-90
D6	#9/#10 Virginia	h	W	84-65
D29	St. Mary's (33)	h	W	69-60 (OT)
D30	#20/20 Auburn (33)	h	L	41-70
J2	#18/#4 NC State	h	L	63-75
J4	at #23/22 Duke	a	L	56-87
J8	#8/7 North Carolina	h	L	48-69
J11	at Wake Forest	a	W	80-60
J18	Florida State	h	L	53-88
J22	at #19/#22 Clemson	a	L	56-79
J24	Belmont	h	W	76-64
J26	Maryland	h	L	57-68
J30	at #16/13 Virginia	a	L	57-93
F1	at #7/9 NC State	a	L	60-85
F5	#14/16 Duke	h	L	55-58
F8	at #5/5 North Carolina	a	L	58-85
F13	Wake Forest	h	W	58-53
F19	at Florida State	a	L	56-77
F22	#19/#9 Clemson	h	L	58-89
F26	vs. Wake Forest (32)	n	W	78-67
F27	vs. #8/10 Duke (32)	n	L	56-100

1998-99 (13-14, 6-10 ACC/6th)

Captains: Kenya Williams, Kelly Muir

DATE	OPPONENT	H/A	RESULT	SCORE
N15	American	h	L	67-87
N21	at Davidson	a	W	88-70
N24	Mercer	h	W	78-50
N27	Samford (34)	h	W	96-62
N28	Weber State (34)	h	W	81-46
D3	at #9/8 North Carolina	a	L	68-85
D5	at #17/14 NC State	a	W	74-73
D16	at Chattanooga	a	W	94-60
D19	Georgia State	h	L	56-66
D29	St. Francis, N.Y. (33)	h	W	90-45
D30	Lafayette (33)	h	W	100-52
J2	Florida State	h	W	92-70
J4	at Wake Forest	a	L	72-77
J7	at #13/17 Duke	a	L	46-113
J10	#12/10 Clemson	h	L	56-61
J14	at #22/23 Virginia	a	L	62-82
J18	#5/4 Georgia (35)	n	L	82-88
J21	Maryland	h	W	72-56
J24	#7/6 North Carolina	h	W	91-84
J28	NC State	h	L	73-93
J31	at Florida State	a	W	86-78
F3	Wake Forest	h	W	74-58
F7	#9/11 Duke	h	L	73-74
F11	at #19/19 Clemson	a	L	41-69
F18	#17/17 Virginia	h	L	73-86
F21	at Maryland	a	L	79-92
F27	vs. #13/14 North Carolina (32)	n	L	71-87

1999-2000 (17-14, 7-9 ACC/6th)

WNIT Quarterfinals

Captains: Danielle Donehew, Niesha Butler

DATE	OPPONENT	H/A	RESULT	SCORE
N23	at Georgia State	a	W	75-51
N26	Elon (34)	h	W	85-53
N27	Hofstra (34)	h	W	89-61
N30	#6/6 NC State	h	L	70-80
D4	Clemson	h	W	81-62
D7	Charleston Southern	h	W	103-65
D9	#25 Mississippi St.	h	L	56-71
D19	at Monmouth	a	W	79-68
D21	at St. Francis, N.Y.	a	W	91-60
D29	Western Michigan (33)	h	W	95-89 (OT)
D30	Pittsburgh (33)	h	L	69-75
J3	at Virginia	a	L	70-83
J6	at Wake Forest	a	W	73-62
J9	#14/10 Duke	h	L	45-64

J13	#15/12 North Carolina	h	W	55-44
J16	at Florida State	a	L	64-93
J20	vs. #7/7 Georgia (35)	n	L	58-86
J23	at Maryland	a	W	73-67
J31	at Clemson	a	L	43-72
F3	at #24/23 Virginia	a	L	65-66
F6	Wake Forest	h	W	60-54
F11	at #14/12 Duke	a	L	51-83
F13	at North Carolina	a	L	62-85
F17	Florida State	h	L	74-77
F24	at #14/11 NC State	a	W	69-52
F27	Maryland	h	W	60-49
M4	vs. #15/14 NC State (36)	n	W	71-62
M5	vs. #12/10 Duke (36)	n	L	56-77
M16	Southern Miss (37)	h	W	76-71 (OT)
M18	at Chattanooga (37)	a	W	81-74
M21	at Arkansas (37)	a	L	67-78

2000-01 (14-15, 5-11 ACC/8th)

WNIT First Round

Captains: Niesha Butler, Jaime Kruppa, Alex Stewart

DATE	OPPONENT	H/A	RESULT	SCORE
N24	Cornell (34)	h	W	74-68
N25	Mt. St. Mary's (34)	h	W	102-90
N29	Georgia State	h	W	75-70
D3	at #16/16 Miss. St.	a	L	68-88
D6	at #21/19 NC State	a	L	63-77
D8	vs. #5/6 Georgia (35)	n	L	61-78
D17	Dartmouth	h	W	79-62
D19	at Wagner	a	W	73-50
D21	at Hofstra	a	W	77-74
D29	St. Francis, Pa. (33)	h	W	94-51
D30	Fresno State (33)	h	W	87-56
J2	at North Carolina	a	W	82-75
J5	Florida State	h	L	65-66
J7	NR/#25 Virginia	h	W	70-65
J11	at #5/5 Duke	a	L	83-86
J18	#20/20 Clemson	h	L	64-72
J21	Maryland	h	L	62-66
J25	at Wake Forest	a	L	71-79
J30	Charleston Southern	h	W	94-65
F1	North Carolina	h	L	63-85
F5	at Florida State	a	L	69-89
F8	at NR/#24 Virginia	a	W	87-70
F12	#4/4 Duke	h	L	54-74
F15	#21/20 NC State	h	L	68-74
F19	at NR/#22 Clemson	a	L	49-68
F22	at Maryland	a	W	66-62
F25	Wake Forest	h	W	79-63
M2	vs. North Carolina (36)	n	L	64-79
M15	at Mississippi St. (37)	a	L	73-77

2001-02 (15-14, 7-9 ACC/t-5th)

WNIT First Round

Captains: Nina Barlin, Milli Martinez, Regina Tate

DATE	OPPONENT	H/A	RESULT	SCORE
N16	Kansas State	h	L	70-74
N18	at Long Island	a	W	80-49
N23	UNC Asheville (34)	h	W	88-56
N24	Eastern Washington (34)	h	W	91-36
D1	vs. Arkansas State (39)	n	W	77-52
D2	vs. Southern (39)	n	L	47-56
D5	Florida State	h	L	78-87
D8	at Fordham	a	W	51-49
D18	at Georgia State	a	W	71-68
D27	vs. #10/#8 Georgia (40)	n	L	52-69
D30	#6/#9 Duke	h	L	60-76
J4	at Wake Forest	a	W	65-56
J6	at NC State	a	L	63-75
J10	Virginia	h	W	92-61
J14	Maryland	h	W	61-58
J17	at #17/#17 North Carolina	a	W	81-62
J20	at Florida State	a	W	73-56
J26	Clemson	h	W	83-78
J29	Charleston Southern	h	W	79-52
J31	at #5/#5 Duke	a	L	50-86
F3	Wake Forest	h	L	61-64
F7	NC State	h	W	69-57
F11	at Virginia	a	L	79-85
F14	at Maryland	a	L	70-81
F17	#20/#22 North Carolina	h	L	62-71
F21	at Clemson	a	L	65-68
F23	Morris Brown	h	W	111-40

M2	vs. Virginia (36)	n	L	58-60
M13	vs. Miami (37)	h	L	64-73

2002-03 (20-11, 8-8 ACC/t-4th)

NCAA First Round

Captains: Nina Barlin, Megan Isom, Sonja Mallory

DATE	OPPONENT	H/A	RESULT	SCORE
N15	Charlotte	h	W	67-57
N17	at #5/#5 Kansas St.	a	L	59-83
N26	Long Island	h	W	82-47
N29	ETSU (34)	h	W	85-35
N30	Miami (Ohio) (34)	h	W	78-62
D5	Mercer	h	W	96-50
D15	at UCF	a	W	62-58
D18	Georgia State	h	W	65-46
D21	Fordham	h	W	69-53
D27	vs. #24/#22 Georgia (40)	n	W	65-61
D30	St. John's (33)	h	W	61-53
D31	East Carolina (33)	h	W	88-75
J2	#11/#12 North Carolina	h	L	67-72
J5	at Maryland	a	L	63-71
J13	#1/#1 Duke	h	L	59-79
J16	at Virginia	a	L	63-74
J20	at Florida State	a	L	47-66
J23	Clemson	h	W	89-78 (ot)
J26	NC State	h	W	64-54
J31	at Wake Forest	a	W	74-70
F2	at #7/#6 North Carolina	a	L	64-76
F7	Maryland	h	W	59-51
F13	at #2/#2 Duke	a	L	43-82
F16	Virginia	h	L	54-56
F19	Florida State	h	W	86-56
F23	at Clemson	a	W	78-63
F27	at NC State	a	W	78-60
M3	Wake Forest	h	W	77-60
M8	vs. Florida State (36)	n	W	64-59
M9	vs. #2/#2 Duke (36)	n	L	52-76
M22	vs. Virginia Tech (41)	n	L	59-61

MACHELLE JOSEPH

Head Coach: 2003-19

Seasons: 16

Record: 311-201 (.607)

2003-04 (14-15, 5-11 ACC/8th)

Captains: Megan Isom, Jasmina Pacariz, Alex Stewart, Fallon Stokes

DATE	OPPONENT	H/A	RESULT	SCORE
N21	at Florida Atlantic	a	W	73-62
N27	vs. James Madison (42)	n	W	60-53
N28	vs. West Virginia (42)	n	L	61-75
N29	vs. SW Missouri St. (42)	n	W	78-71
D2	Davidson	h	W	60-54
D6	at Georgia State	a	W	69-64
D14	Central Florida	h	W	70-48
D18	at Old Dominion	a	L	56-67
D21	at Princeton	a	W	67-66
D27	vs. #11/#12 Georgia (40)	n	L	62-78
D30	William & Mary (33)	h	W	67-57
D31	Florida A&M (33)	h	W	84-45
J2	Florida State	h	W	66-59
J8	#1/#2 Duke	h	L	45-77
J12	at Virginia	a	L	59-60
J15	at Maryland	a	L	87-91
J18	Clemson	h	L	61-75
J22	at #13/#11 North Carolina	a	L	56-63
J25	at Florida State	a	W	73-62
J29	Wake Forest	h	L	55-57
F1	at NC State	a	L	71-75
F7	at #2/#2 Duke	a	L	41-81
F12	Virginia	h	W	65-55
F15	Maryland	h	W	58-57
F19	at Clemson	a	L	47-59
F23	#11/#15 North Carolina	h	L	46-58
F26	NC State	h	W	76-61
F29	at Wake Forest	h	L	61-63
M5	vs. Wake Forest (36)	n	L	59-61

YEAR BY YEAR RESULTS

2004-05 (13-14, 4-10 ACC/8th)

Captains: Megan Harping, Kasha Terry, Jessica Williams

DATE	OPPONENT	H/A	RESULT	SCORE
N19	Georgia State	h	W	72-30
N23	Old Dominion	h	W	71-64
N28	Princeton	h	W	60-50
D3	#6/#6 Georgia	h	W	55-49
D5	Grambling State	h	W	66-52
D12	at Tulsa	a	L	47-55
D17	at St. John's	a	L	65-69
D21	Samford	h	W	64-52
D30	Mississippi Valley State (33)	h	W	74-41
D31	Alcorn State (33)	h	W	62-43
J3	UAB	h	W	74-49
J6	at Florida State	a	W	59-58
J10	Virginia	h	L	38-61
J13	#15/#17 Maryland	h	L	65-72
J17	at #1/#1 Duke	a	L	59-82
J23	at Miami	a	W	62-46
J26	Clemson	h	W	53-48
J30	#12/#5 North Carolina	h	L	41-55
F3	at #20/#21 Maryland	a	L	67-84
F6	at Wake Forest	a	W	40-37
F10	#23/#24 NC State	h	L	59-83
F13	Arkansas (43)	n	L	59-71
F16	at Virginia Tech	a	L	48-73
F20	#3/#4 Duke	h	L	55-73
F24	at Clemson	a	L	49-58
F27	Florida State	h	L	49-51
M4	Miami (36)	n	L	58-60

2005-06 (14-15, 2-12 ACC/11th)

Captains: Megan Harping, Kasha Terry, Jessica Williams, Cheytoria Phillips

DATE	OPPONENT	H/A	RESULT	SCORE
N18	at UAB	a	W	68-55
N20	Arkansas-Pine Bluff	h	W	74-36
N23	College of Charleston	h	W	66-50
N27	Appalachian State	h	W	68-45
N30	at Georgia State	a	W	60-51
D4	at #17/#17 Georgia	a	L	66-72
D9	San Diego	h	W	56-51
D18	Tulsa	h	W	54-38
D20	Longwood	h	W	81-41
D22	Troy	h	W	69-43
D30	Alabama State(33)	h	W	76-46
D31	UMass (33)	h	W	57-43
J5	Miami	h	L	63-75
J8	at Clemson	a	L	63-72
J11	#2/#2 Duke	h	L	59-67
J15	vs. Kentucky (43)	n	L	62-66
J18	at #4/#3 North Carolina	a	L	56-85
J22	Wake Forest	h	W	66-61
J26	at #6/#6 Maryland	a	L	71-79
J29	Clemson	h	W	83-64
F2	Florida State	h	L	54-59
F5	#1/#1 North Carolina	h	L	56-75
F9	at #21/#22 Boston College	a	L	55-57
F12	at NC State	a	L	53-65
F19	Virginia Tech	h	L	54-70
F23	at Virginia	a	L	51-57
F26	at Miami	a	L	85-90 (20T)
M2	vs. Miami (36)	n	W	79-62
M3	vs. Maryland (36)	n	L	66-71

2006-07 (21-12, 9-5 ACC/6th)

NCAA Second Round

Captains: Janie Mitchell, Chioma Nnamaka

DATE	OPPONENT	H/A	RESULT	SCORE
N10	Mercer	h	W	87-48
N14	at Appalachian State	a	W	79-53
N16	Georgia State	h	W	83-41
N20	at Temple	a	L	62-76
N24	at San Diego	a	L	59-62
D3	#8/#8 Georgia	h	L	69-79
D6	Kennesaw State	h	W	81-43
D10	Jacksonville	h	W	79-57
D18	at Northwestern	a	W	82-68
D20	at College of Charleston	a	W	82-50
D29	Alcorn State (33)	h	W	76-54
D30	Mississippi State (33)	h	L	56-62
J2	#2/#2 North Carolina	h	L	57-69

J4	Winston-Salem State	h	W	73-43
J7	at Clemson	a	W	63-57
D10	Jacksonville	h	W	79-57
D18	at Northwestern	a	W	82-68
D20	at College of Charleston	a	W	82-50
D29	Alcorn State (33)	h	W	76-54
D30	Mississippi State (33)	h	L	56-62
J2	#2/#2 North Carolina	h	L	57-69
J4	Winston-Salem State	h	W	73-43
J7	at Clemson	a	W	63-57
J10	at #3/#3 Duke	a	L	51-83
J15	Miami	h	W	52-37
J18	at North Carolina	a	L	31-78
J21	vs. #14/#11 Vanderbilt (43)n	n	L	55-72
J25	Boston College	a	W	60-49
J28	at Wake Forest	a	W	58-45
F1	#4/#4 Maryland	h	W	77-72
F5	at Virginia Tech	a	L	68-73
F9	at Florida State	a	L	52-63
F11	NC State	h	W	69-62
F15	at Miami	a	W	66-45
F19	Clemson	h	W	62-59
F22	Virginia	h	W	73-49
F25	Longwood	h	W	75-46
M1	vs. Miami (36)	n	W	66-52
M2	vs. #6/#5 Maryland (36)	n	L	59-75
M17	vs. DePaul (44)	n	W	55-54
M19	vs. Purdue (44)	n	L	63-76

2007-08 (22-10, 7-7 ACC/5th)

NCAA First Round

Captains: Jill Ingram, Janie Mitchell, Chioma Nnamaka, Jacqua Williams

DATE	OPPONENT	H/A	RESULT	SCORE
N9	Davidson	h	W	69-50
N13	at Tulane	a	W	66-61
N18	Temple	h	W	59-49
N21	Northwestern	h	W	55-46
N28	at Iowa	a	W	76-57
D2	at #7/8 Georgia	a	L	64-71
D6	South Carolina Upstate	h	W	92-45
D9	Georgia Southern	h	W	78-50
D16	at Mississippi State	a	W	70-58
D18	at Mississippi Valley State	a	W	79-67
D22	at Georgia State	a	W	79-67
D29	Chicago State (33)	h	W	57-31
D30	Kennesaw St. (33)	h	W	83-68
J2	Jackson State	h	W	79-42
J5	at #4/4 North Carolina	a	L	78-99
J10	Wake Forest	h	W	57-47
J13	Miami	h	W	68-65
J17	at NC State	a	W	67-63
J20	at #4/4 Maryland	a	L	95-99 (20T)
J24	#10/10 Duke	h	L	47-73
J31	Clemson	h	W	77-59
F3	Florida State	h	W	83-73
F7	at Miami	a	L	52-54
F10	#3/3 North Carolina	h	L	61-75
F12	Savannah State	h	W	82-28
F18	at Boston College	a	L	53-62
F24	at Clemson	a	W	74-58
F29	Virginia Tech	h	W	76-43
M2	at Virginia	a	L	101-103 (20T)
M6	vs. Miami (36)	n	W	76-49
M7	vs. #25/25 Virginia (36)	n	L	43-52
M22	vs. Iowa State (45)	n	L	55-58

2008-09 (22-10, 8-6 ACC/5th)

NCAA Second Round

Captains: Alex Montgomery, Jacqua Williams

DATE	OPPONENT	H/A	RESULT	SCORE
N14	Troy	h	W	73-49
N16	at #1/1 Connecticut	a	L	71-82
N19	Kennesaw State	h	W	77-49
N22	Mississippi Valley State	h	W	72-37
N26	Georgia State	h	W	74-56
N29	vs. #9/11 Texas (46)	n	L	68-76
N30	vs. Tennessee Tech (46)	n	W	68-56
D3	#21/24 Michigan State	h	W	70-57
D5	Georgia	h	W	57-42
D13	vs. Oregon (47)	n	W	74-59
D18	vs. Winthrop (48)	n	W	65-27
D20	vs. UT-Arlington (48)	n	W	63-56

D30	Florida A&M	h	W	77-42
J4	Tulane	h	W	69-52
J8	Boston College	h	L	64-65 (OT)
J12	at Miami	a	W	68-50
J18	at Florida State	a	L	49-59
J22	#2/3 North Carolina	h	W	66-62
J25	at #4/8 Duke	a	L	34-60
J29	Miami	h	W	68-42
F1	Clemson	h	W	49-41
F3	at Wake Forest	a	L	60-68
F8	NC State	h	W	67-54
F11	at Savannah State	a	W	89-34
F15	at #8/7 North Carolina	a	L	50-73
F19	Maryland	h	L	79-87
F22	at Clemson	a	W	89-54
F26	at Virginia Tech	a	W	73-68 (OT)
M1	#22/19 Virginia	h	W	74-66
M5	vs. Clemson (36)	n	L	69-81
M22	at Iowa (49)	a	W	76-62
M24	vs. #4/4 Oklahoma (49)	n	L	50-69

2009-10 (23-10, 8-6 ACC/4th)

NCAA First Round

Captains: Brigitte Ardossi, Deja Foster, Alex Montgomery

DATE	OPPONENT	H/A	RESULT	SCORE
N13	Winthrop	h	W	63-30
N15	at Oklahoma State	a	L	64-70
N21	Florida Gulf Coast	h	W	58-48
N27	vs. Seton Hall (50)	n	W	57-51
N28	at Long Island (50)	a	W	73-56
D2	at Penn State	a	W	64-60
D6	at #13/16 Georgia	a	L	50-56
D13	Mississippi Valley State	h	W	89-41
D16	Oregon	h	W	87-69
D18	at Kennesaw State	a	W	94-48
D20	Arizona	h	W	70-48
D22	at Georgia State	a	W	62-50
D28	vs. Hampton (51)	n	W	63-54
D29	at Florida International	a	W	68-57
J2	Army	h	W	76-47
J6	at #7/7 North Carolina	a	L	78-89
J11	Clemson	h	W	72-58
J14	Wake Forest	h	W	72-66
J17	at Boston College	a	L	51-77
J21	Savannah State	h	W	80-51
J24	at #25/22 Virginia	a	L	55-57
J27	Miami	h	W	80-73 (OT)
J31	Virginia Tech	h	W	61-47
F5	at Maryland	a	W	61-60
F8	at Clemson	a	W	68-53
F15	#10/10 Florida State	h	L	59-69
F19	#8/7 Duke	h	L	50-64
F21	at Miami	a	W	77-73
F26	North Carolina	h	W	64-57
J28	at Nc State	a	L	46-54
M5	vs. Wake Forest (36)	n	W	52-45
M6	vs. #9/8 Duke (36)	n	L	55-67
M21	vs. Arkansas Little Rock (52)n	n	L	53-63

2010-11 (24-11, 9-5 ACC/t-4th)

NCAA Second Round

Captains: Deja Foster, Alex Montgomery, Metra Walthour

DATE	OPPONENT	H/A	RESULT	SCORE
N12	Georgia State	h	W	66-56
N14	at Old Dominion	a	L	63-65
N17	Kennesaw State	h	W	79-60
N19	Prairie View A&M	h	W	61-37
N21	#1/1 Connecticut	h	L	51-71
N25	vs. #12/12 Georgetown (42) n	n	L	58-67
N26	vs. #4/4 Tennessee (42)	n	L	42-66
N27	vs. Missouri (42)	n	W	61-46
D1	Northwestern	h	W	67-63
D3	Middle Tennessee State	h	W	68-48
D5	#21/22 Georgia	h	W	69-53
D21	at Portland State	a	W	69-53
D23	at Washington	a	W	60-27
D28	Mercer	h	W	101-44
D30	Tennessee State	h	W	82-11
J2	Jacksonville State	h	W	81-52
J6	#8/8 North Carolina	h	W	71-70
J9	at Clemson	a	W	64-53
J13	Virginia	h	W	68-48
J17	at Wake Forest	a	W	54-46

YEAR BY YEAR RESULTS

J21	at #3/3 Duke	a	L	32-69
J23	Boston College	h	W	67-54
J27	at Virginia Tech	a	W	78-57
J30	at #16/22 Miami	a	L	74-84 (OT)
F3	#12/10 Maryland	h	L	53-56
F11	at #19/15 Florida State	a	L	60-73
F13	NC State	h	W	74-65
F17	Clemson	h	W	72-46
F24	at #13/16 North Carolina	a	W	64-57
F27	#12/14 Miami	h	L	59-70
M3	vs. Virginia Tech (36)	n	W	81-58
M4	vs. #13/15 Maryland (36)	n	W	70-64
M5	vs. #8/7 Duke (36)	n	L	66-74
M19	vs. Bowling Green (53)	n	W	69-58
M21	vs. #18/24 Ohio State (53)	a	L	60-67

2011-12 (26-9, 12-4 ACC/t-3rd)

NCAA Sweet 16

Captains: LaQuanisha Adams, Mo Bennett, Sasha Goodlett, Chelsea Regins, Metra Walhour

Home games played at the Arena at Gwinnett Center, finale vs. Clemson played at Morehouse College

DATE	OPPONENT	H/A	RESULT	SCORE
N11	Alabama State	h	W	97-37
N13	Old Dominion	h	W	87-56
N19	at Marquette	a	W	74-63
N22	Kennesaw State	h	W	94-51
N25	vs. #13/13 Rutgers (54)	n	L	40-59
N26	vs. RV/18 Green Bay (54)	n	L	62-67 (OT)
N30	Nebraska	h	W	73-57
D4	at #15/14 Georgia	a	L	68-75
D11	at Middle Tennessee State	a	W	58-47
D16	at Georgia State	a	W	85-50
D19	vs. SIU-Edwardsville (48)	n	W	80-38
D21	vs. Central Arkansas (48)	n	W	67-61
D29	North Carolina A&T	h	W	74-57
J2	at NC State	a	W	76-66
J6	at #5/5 Maryland	a	L	74-77
J9	#13/13 Miami	h	L	65-77
J12	Wake Forest	h	W	71-67
J15	at Boston College	a	W	68-58
J18	#5/5 Duke	h	L	62-79
J22	at Florida State	a	W	79-55
J25	Virginia	h	W	63-53
J29	at Clemson	a	W	63-54
F2	NC State	h	W	75-68 (OT)
F6	#8/10 Maryland	h	L	56-64
F12	at #23 North Carolina	a	W	56-54
F16	at Wake Forest	a	W	67-52
F19	Boston College	h	W	85-48
F23	at Virginia Tech	a	W	76-66
F26	Clemson	h	W	62-50
M3	vs. North Carolina (36)	n	W	54-53
M4	vs. NC State (36)	n	W	87-61
M5	vs. #6/5 Maryland (36)	n	L	65-68
M18	vs. Sacred Heart (55)	n	W	76-50
M20	vs. #17/16 Georgetown (55)	n	W	76-64
M24	vs. #1/1 Baylor (45)	n	L	68-83

2012-13 (14-16, 7-11 ACC/t-7th)

First season at McCamish Pavilion

DATE	OPPONENT	H/A	RESULT	SCORE
N11	#20/16 Tennessee	h	L	71-54
N13	Kennesaw State	h	W	80-51
N18	Marquette	h	W	76-72
N23	vs. Syracuse (54)	n	L	75-72 (OT)
N24	vs. UW-Milwaukee (54)	n	W	66-57
N28	at #14/13 Purdue	a	L	85-73
D2	#8/9 Georgia	h	L	60-50
D6	at #4/4 Duke*	a	L	85-52
D16	Alcorn State	h	W	76-49
D21	Washington	h	W	52-44
D29	vs. Quinnipiac (51)	n	W	74-57
D30	at FIU (51)	a	W	65-63
J3	#19/21 Florida State*	h	L	85-78
J6	at Clemson*	a	W	81-59
J10	Virginia*	h	L	62-51
J13	at #11/20 North Carolina*	a	L	79-58
J17	at Miami*	a	L	71-65
J20	#10/10 Maryland*	h	L	66-57
J25	at #22/21 Florida State*	a	L	76-71
J27	NC State*	h	L	78-66
J31	Wake Forest*	h	W	89-82 (OT)

F3	at Virginia*	a	W	65-62
F8	Virginia Tech*	h	L	63-61
F10	#16/18 North Carolina*	h	L	60-58
F17	at NC State*	a	W	79-70
F21	at Wake Forest*	a	W	82-64
F24	Miami*	h	W	68-64
F28	Clemson*	h	W	74-48
M3	at Boston College*	a	L	74-68
M7	vs. Wake Forest (36)	n	L	86-67

2013-14 (20-12, 9-7 ACC/7th)

NCAA First Round

Captains: Shayla Bivins, Kaela Davis, Aaliyah Whiteside

DATE	OPPONENT	H/A	RESULT	SCORE
N8	Coppin State	h	W	79-57
N10	Western Carolina	h	W	87-47
N17	at #4/3 Tennessee	a	L	87-76
N24	at #23/21 Georgia	a	L	63-56
N29	vs. Southern Utah (56)	n	W	85-60
N30	vs. McNeese State (56)	n	W	69-60
D4	Illinois	h	W	93-69
D7	Alabama A&M	h	W	93-56
D17	Portland State	h	W	104-54
D20	RV/RV UTEP (57)	n	W	102-77
D21	#13/16 Oklahoma St. (57)	n	L	68-60
D29	Alabama State	h	W	99-58
D30	Hampton University	h	W	89-70
J5	#4/4 Duke*	h	L	64-47
J8	at Clemson*	a	W	89-68
J12	at RV/RV Syracuse*	a	L	76-70
J16	Wake Forest*	h	W	79-63
J19	at #6/6 Maryland*	a	L	92-81
J23	at Virginia Tech*	a	W	73-52
J26	#23/24 NC State*	h	L	80-73
J30	Clemson*	h	L	80-79 (OT)
F3	at Pittsburgh*	a	W	77-66
F6	#13/11 North Carolina*	h	W	94-91
F9	at Miami*	a	W	89-87
F14	Virginia*	h	W	95-76
F17	at #2/2 Notre Dame*	a	L	87-72
F23	#8/9 Maryland*	h	L	79-62
F27	at Florida State*	a	W	86-78
M2	Boston College*	h	W	84-74
M6	vs. Virginia (36)	n	W	77-76
M7	vs. #10/10 Duke (36)	n	L	82-52
M23	at LSU (58)	a	L	98-78

2014-15 (19-15, 7-9 ACC/t-9th)

WNIT Second Round

Captains: Kaela Davis, Roddreka Rogers, Sydney Wallace, Aaliyah Whiteside

DATE	OPPONENT	H/A	RESULT	SCORE
N14	at Loyola Chicago	a	W	102-44
N16	Morgan State	h	W	92-57
N19	Kennesaw State	h	W	105-76
N23	#24/rv Georgia	h	L	57-64
N25	Grambling State	h	W	97-64
N28	rv/rv Green Bay (59)	n	L	50-71
N29	Villanova (59)	n	W	71-63
N30	rv/- Minnesota (59)	n	L	69-72
D4	at #16/16 Michigan State	a	L	73-79 (ot)
D14	Central Arkansas	h	W	88-50
D17	Alabama State	h	W	77-53
D20	St. Francis Brooklyn	a	W	65-59
D29	Lipscomb	h	W	71-53
D30	Louisiana Tech	h	W	96-81
J2	#7/6 Louisville*	a	L	48-75
J4	Clemson*	h	W	74-66
J8	at Boston College*	a	W	80-77
J11	at #8/6 North Carolina*	a	L	81-96
J18	Pittsburgh*	h	L	72-75 (ot)
J22	at #6/5 Notre Dame*	a	L	76-89
J25	at Virginia*	a	W	68-62
J30	#9/9 Florida State*	h	L	62-82
F1	Virginia Tech*	h	W	79-71
F8	#25/25 Syracuse*	h	L	60-65
F12	NC State*	h	L	64-65
F15	at Miami*	a	L	59-64
F19	#4/4 Notre Dame*	h	L	61-71
F22	at Clemson*	a	W	71-59
F26	#16/17 Duke*	h	W	71-62
F28	at Wake Forest	a	W	67-60

M4	vs. Clemson (36)	n	W	80-53
M5	vs. #16/12 North Carolina	n	L	64-84
M19	Elon	h	W	69-47
M22	at Ole Miss	a	L	48-63

2015-16 (20-13, 8-8 ACC/t-7th)

WNIT Second Round

DATE	OPPONENT	H/A	RESULT	SCORE
N2	West Georgia (Exh)	H	W	77-35
N13	Loyola Chicago	H	W	84-77
N15	St. Francis Brooklyn	H	W	89-51
N18	Southeastern Louisiana	H	W	102-49
N22	at Georgia	A	L	78-66
N24	Alabama State	H	W	80-54
N26	vs. Northern Iowa (60)	N	L	61-58
N27	vs. High Point (60)	N	W	81-61
D2	at Indiana	A	L	69-60
D5	USC Upstate	H	W	87-46
D13	Samford	H	W	66-55
D15	Prarie View A&M	H	W	96-48
D18	Alabama	H	W	70-58
D20	at IUPUI	A	W	60-50
D30	at #3/3 Notre Dame*	A	L	85-76
J3	Louisville*	H	L	78-65
J7	at NC State*	A	L	65-57
J10	at #19/15 Florida State*	A	L	75-69
J14	North Carolina*	H	W	80-73
J17	Virginia*	H	L	78-67
J24	at Clemson*	A	W	76-63
J28	#3/3 Notre Dame*	H	L	54-42
J31	Boston College*	H	W	62-56
F4	at Virginia Tech*	A	W	51-34
F7	at #23 Syracuse*	A	L	71-52
F11	#19/17 Miami*	H	L	58-55
F14	Clemson*	H	W	77-48
F21	at Duke*	A	W	64-59
F25	at Pittsburgh*	A	W	66-60
F28	Wake Forest*	H	W	66-51
M3	vs. Wake Forest (36)	N	W	67-65
M4	vs. #7/6 Louisville (36)	N	L	60-50
M17	vs. Mercer (61)	H	W	73-56
M21	vs. Tulane (61)	H	L	64-61

2016-17 (22-15, 5-11 ACC/10th)

WNIT Runners-Up

DATE	OPPONENT	H/A	RESULT	SCORE
N11	Samford	H	W	62-57
N13	Alabama State	H	W	70-48
N16	at Kennesaw State	A	W	86-49
N20	Georgia	H	W	52-45
N25	vs. Dayton (62)	N	W	81-68
N26	vs. Mizou (62)	N	W	72-70
D1	Michigan	H	L	52-92
D3	Georgia State	H	W	73-42
D7	Mercer	H	W	70-50
D11	Appalachian State	H	W	81-52
D17	at Alabama	A	L	65-67
D22	at Middle Tennessee	A	W	61-60
D29	Princeton	H	W	67-51
J2	#7/2 Notre Dame*	H	L	38-55
J5	#13/15 Duke*	H	L	68-75
J12	at Boston College*	A	W	71-67
J15	#24 Syracuse*	H	W	75-66
J18	at #9/8 Louisville*	A	L	51-91
J22	at Wake Forest*	A	L	65-70 (ot)
J26	#6 Florida State*	H	L	63-67
J29	at Clemson*	A	L	61-62
F2	at Virginia*	A	L	64-65 (ot)
F5	Virginia Tech*	H	W	87-81
F9	#17 NC State*	H	L	67-75 (ot)
F12	at #7 Notre Dame*	A	L	69-90
F16	at North Carolina*	A	L	88-89
F19	Pittsburgh*	H	W	71-57
F23	Clemson*	H	W	72-58
F26	at #17 Miami*	A	L	70-75
M1	vs. Boston College (63)	N	W	71-67
M2	vs. #16 Miami (63)	N	L	71-87
M16	Jacksonville (61)	H	W	71-55
M19	UCF (61)	H	W	63-51
M23	Middle Tennessee (61)	H	W	70-57
M26	Alabama (61)	H	W	76-66
M29	Washington State (61)	H	W	69-61

YEAR BY YEAR RESULTS

A1 at Michigan (64) N L 79-89 (ot3)

2017-18 (20-14, 6-10 ACC/t-9th)

WNIT Third Round

DATE	OPPONENT	H/A	RESULT	SCORE
N5	Union (Tenn.) (Exh)	H	W	80-38
N10	at Appalachian State	A	W	75-41
N12	SC State	H	W	86-40
N15	Kennesaw State	H	W	86-48
N19	at Princeton	A	W	67-56
N21	Georgia State	H	W	75-51
N23	vs. Pennsylvania (62)	N	W	69-55
N25	vs. #8/9 Baylor (62)	N	L	80-57
N30	Purdue	H	W	68-55
D3	Middle Tennessee	H	W	48-45
D10	UT Arlington	H	W	80-52
D17	at Georgia	A	L	60-53
D19	Charleston Southern	H	W	78-51
D21	Southern Miss	H	W	63-44
D28	#3/4 Louisville*	H	L	74-71
D31	Clemson*	H	W	66-33
J4	at Syracuse*	A	L	88-77
J7	#2 Notre Dame*	H	L	77-54
J10	at NC State*	A	L	56-43
J14	at Pittsburgh*	A	L	68-62
J21	Wake Forest*	H	W	79-67
J25	at Virginia Tech*	A	L	68-62
J28	Virginia*	H	L	62-56
F1	at #19/19 Duke*	A	L	77-59
F4	at Clemson*	A	W	60-48
F8	Boston College*	H	W	67-43
F11	at #5 Notre Dame*	A	L	85-69
F15	North Carolina*	H	W	79-61
F22	Miami*	H	W	70-51
F25	at #9/12 Florida State*	A	L	64-61
F28	vs. Clemson (36)	N	W	61-52
M1	vs. Virginia (36)	N	L	60-58
M15	Bethune Cookman (61)	H	W	85-32
M18	UAB (61)	H	W	91-47
M22	at Alabama (65)	A	L	61-59

2018-19 (17-13, 7-9 ACC/9th)

DATE	OPPONENT	H/A	RESULT	SCORE
N4	Coastal Carolina (Exh.)	H	W	95-46
N9	at Houston	A	L	95-89 (2ot)
N11	Appalachian State	H	W	71-53
N14	Western Carolina	H	W	84-49
N18	#14 Georgia	H	W	63-53
N22	vs. George Washington (60)	N	W	70-55
N23	vs. Idaho State (60)	N	W	74-51
N29	at #9 Maryland	A	L	67-54
D2	at Georgia State	A	W	78-71
D5	Alabama State	H	W	69-42
D16	Kennesaw State	H	W	60-35
D20	vs. Seton Hall (66)	N	W	84-73
D21	vs. Dayton (66)	N	L	85-66
D30	Wofford	H	W	81-40
J3	at Boston College*	A	W	81-76
J6	#2 Notre Dame*	H	L	76-55
J10	Duke*	H	W	70-64
J13	at #2 Louisville*	A	L	61-44
J17	at Clemson*	A	L	71-61
J20	#12 Syracuse*	H	W	65-55
J27	#8 NC State*	H	L	68-60
J31	at North Carolina*	A	L	91-90
F3	at #5 Notre Dame*	A	L	90-50
F7	Pittsburgh*	H	W	67-55
F10	at Wake Forest*	A	W	60-46
F17	Virginia Tech*	H	W	76-68
F21	Clemson*	H	W	75-53
F24	at Virginia*	A	L	53-45
F28	at #15 Miami*	A	L	69-56
M3	Florida State*	H	L	64-55
M7	vs. North Carolina (36)	N	L	80-73

NELL FORTNER

Head Coach: 2019-Present

Seasons: 4

Record: 71-48 (.597)

2019-20 (20-11, 10-8 ACC/7th)

DATE	OPPONENT	H/A	RESULT	SCORE
O30	Clayton State (Exh.)	H	W	73-35
N5	Houston	H	W	69-38
N10	Grambling State	H	W	89-42
N17	at Georgia	A	W	73-40
N20	Georgia State	H	W	69-28
N28	vs. Seton Hall (62)	N	W	79-54
N30	vs. Rutgers (62)	N	L	46-43
D5	Wisconsin	H	W	60-41
D8	at Kennesaw State	A	W	63-47
D15	ETSU	H	W	87-48
D20	vs. #11 Texas A&M (67)	N	L	60-48
D21	vs. Rice (67)	N	W	54-52
D29	Virginia*	H	W	61-51
J2	#23/RV Miami*	H	W	61-54
J5	at Wake Forest*	A	L	65-60
J9	at #11 Florida State*	A	W	67-52
J12	Clemson*	H	W	49-47
J16	at Syracuse*	A	W	82-64
J19	Boston College*	H	L	55-48
J23	North Carolina*	H	L	67-60 (ot)
J26	at Duke*	A	L	58-46
J30	at Miami*	A	L	54-59 (ot)
F2	Notre Dame*	H	L	59-51
F6	at Pittsburgh*	A	W	77-48
F9	Wake Forest*	H	W	62-52
F13	at Virginia Tech*	A	L	64-61 (ot)
F16	at #4 NC State*	A	W	65-61
F20	#5/6 Louisville*	H	L	58-47
F23	#17/18 Florida State*	H	W	65-62
M1	at Clemson*	A	W	56-44
M5	vs. Pitt (36)	N	W	68-58
M6	vs. #10 NC State (36)	N	L	57-48

2020-21 (17-9, 12-6 ACC/3rd)

NCAA Sweet 16

DATE	OPPONENT	H/A	RESULT	SCORE
N25	Georgia State	H	W	62-38
N29	Georgia	H	L	75-69 (ot)
D3	Tulane	H	W	55-51
D9	Boston College*	H	W	86-68
D13	at Notre Dame*	A	W	82-67
D31	#3 NC State*	H	L	84-75
J3	at Notre Dame*	A	L	69-67
J7	at Clemson*	A	W	67-55
J10	Virginia Tech*	H	W	56-54
J21	at Wake Forest*	A	W	73-44
J24	Florida State*	H	W	66-58
J28	at Miami*	A	W	70-56
F2	Syracuse*	H	W	76-63
F4	Clemson*	H	W	71-69
F7	Wake Forest*	H	L	61-52
F11	at #3 Louisville*	A	L	85-70
F16	Miami*	H	W	67-56
F18	at Florida State*	A	W	62-48
F21	at Boston College*	A	L	49-43
F25	at North Carolina*	A	L	84-59
F28	Pittsburgh*	H	W	65-60
M5	vs. Clemson (36)	N	W	60-57
M6	vs. #3/4 NC State (36)	N	L	66-61
M21	vs. Stephen F. Austin (68)	N	W	54-52 (ot)
M23	vs. #17/20 West Virginia (68)	N	W	73-56
M28	vs. #6/5 South Carolina (68)	N	L	76-56

2021-22 (21-11, 11-7 ACC/6th)

NCAA First Round

DATE	OPPONENT	H/A	RESULT	SCORE
N1	Clayton State (Exh.)	H	W	74-53
N9	at Central Michigan	A	W	74-40
N11	Kennesaw State	H	W	72-45
N14	Belmont	H	W	58-45
N17	at East Tennessee State	A	W	65-42
N21	Auburn	H	L	59-51
N24	Hofstra	H	W	65-32

D1	at Purdue	A	L	53-52
D5	at #20/19 Georgia	A	W	55-54
D9	#3/2 UConn	H	W	57-44
D12	Furman	H	W	63-36
D19	Wake Forest*	H	W	62-45
D21	Boston University	H	W	78-49
J2	#3/2 Louisville*	H	L	50-48
J9	Virginia*	H	W	67-31
J11	at Pitt*	A	W	63-52
J13	Florida State*	H	W	68-64
J16	at Miami*	A	L	46-45
J20	at Syracuse*	A	W	65-55
J23	#20 North Carolina*	H	W	55-38
J27	Boston College*	H	W	68-49
J30	at Clemson*	A	W	69-62
F1	at Duke*	A	W	59-46
F7	at #5 NC State*	A	L	59-48
F10	at Virginia Tech*	A	L	73-63
F13	Clemson*	H	W	92-84 (ot)
F17	#19 Notre Dame	H	L	72-66 (ot)
F20	Miami*	H	L	51-39
F24	at Florida State*	A	L	65-63 (ot)
F27	at Wake Forest*	A	W	64-56
M3	vs. Wake Forest (36)	N	W	45-40
M4	vs. #20 Notre Dame (36)	N	L	71-53
M18	vs. Kansas (69)	N	L	77-58

2022-23 (13-17, 4-14 ACC/14th)

DATE	OPPONENT	H/A	RESULT	SCORE
N3	Clayton State (Exh)	H	W	69-62
N10	Georgia State	H	W	60-42
N13	Kennesaw State	H	W	65-39
N16	at Auburn	A	W	57-51
N20	Georgia	H	L	66-52
N25	vs. South Florida (70)	N	L	63-50
N26	vs. Air Force (70)	N	W	65-59
N27	vs. Belmont (70)	N	W	58-52
D1	at Michigan State	A	W	66-63
D4	at Belmont	A	W	59-55
D11	Central Michigan	H	W	71-45
D18	at Boston College*	A	L	74-62
D21	Furman	H	W	82-41
D29	at Virginia*	A	L	69-63
J1	Florida State*	H	L	99-58
J5	at Louisville*	A	L	63-55
J8	at Wake Forest*	A	L	51-50
J12	Miami*	H	L	69-60
J15	#16 Duke*	H	L	65-47
J19	Syracuse*	H	W	69-57
J22	at #17 North Carolina*	A	L	70-57
J26	Clemson*	H	W	85-74
F2	#15 NC State*	H	W	68-62
F5	at Miami*	A	L	64-58
F9	at Clemson*	A	L	57-41
F12	Pittsburgh*	H	L	85-79 (2ot)
F16	Wake Forest*	H	W	63-55
F19	at #24 Florida State*	A	L	80-66
F23	at #10 Notre Dame*	A	L	76-53
F26	#9 Virginia Tech*	H	L	65-52
M1	vs. Boston College (36)	N	L	62-57

Neutral Sites Key

1. GAIAW State Tournament
2. Virginia Tipoff Tournament, Charlottesville, Va.
3. ACC Tournament, College Park, Md.
4. ACC Tournament, Clemson, S.C.
5. ACC Tournament, Raleigh, N.C.
6. Miller High Life Classic, Lawrenceville, N.J.
7. Northern Lights Invitational, Anchorage, Alaska
8. ACC Tournament, Chapel Hill, N.C.
9. Days Inn Classic, Atlanta, Ga.
10. South Florida Invitational, Tampa, Fla.
11. ACC Tournament, Fayetteville, N.C.
12. Wagner Christmas Invitational, New York, N.Y.
13. Radisson Classic, Atlanta, Ga.
14. Lady Blazer Invitational, Birmingham, Ala.
15. Pepperdine Invitational, Malibu, Calif.
16. Fordham Lady Ram Classic, New York, N.Y.
17. Tallahassee Hilton Classic, Tallahassee, Fla.
18. Augusta Basketball Classic, Augusta, Maine
19. Pickett Suite Classic, Atlanta, Ga.
20. Comfort Inn Downtown Classic, Atlanta, Ga.


YEAR BY YEAR RESULTS

21. Dial Soap Classic, Minneapolis, Minn.
22. Penn Red & Blue Classic, Philadelphia, Pa.
23. Lady Paladin/Ramada Inn Invitational, Greenville, S.C.
24. Pepsi/Church's Holiday Classic, Miami, Fla.
25. ACC Tournament, Rock Hill, S.C.
26. National Women's Invitational Tournament, Amarillo, Tex.
27. Texaco/Hawk Classic, Philadelphia, Pa.
28. NCAA Tournament Mid-East Regional
29. Sheraton Big Apple Classic, Manhattan, N.Y.
30. ISES Southern Invitational, Atlanta, Ga.
31. Hyatt Regency Holiday Tournament, Atlanta, Ga.
32. ACC Tournament, Charlotte, N.C.
33. GT/Atlanta Marriott NW Holiday Invit., Atlanta, Ga.
34. GT/Atlanta Marriott Northwest Classic, Atlanta, Ga.
35. Cobb Civic Center, Marietta, Ga.
36. ACC Tournament, Greensboro, N.C.
37. National Women's Invitational Tournament
38. Omni, Atlanta, Ga.
39. ECU Tournament, Greenville, N.C.
40. Philips Arena, Atlanta, Ga.
41. NCAA First Round, West Lafayette, Ind.
42. Paradise Jam, St. Thomas, US Virgin Islands
43. Gwinnett Center, Duluth, Ga.
44. Williams Arena, Minneapolis, Minn.
45. Wells Fargo Arena, Des Moines, Iowa
46. FAU Thanksgiving Classic, Boca Raton, Fla.
47. Pape Jam, Rose Garden Arena, Portland, Ore.
48. Bahamas Sunsplash Shootout, Nassau, Bahamas
49. Carver-Hawkeye Arena, Iowa City, Iowa
50. LIU Turkey Classic, Brooklyn, N.Y.
51. FIU Sun & Fun Classic, Miami, Fla.
52. Lloyd Nobe Center, Norman, Okla.
53. St. John Arena, Columbus, Ohio
54. San Juan Shootout, San Juan, Puerto Rico
55. Carmichael Arena, Chapel Hill, N.C.
56. LIU Turkey Classic, Brooklyn, N.Y.
57. Puerto Rico Classic, San Juan, Puerto Rico
58. Maravich Arena, Baton Rouge, La. - NCAA First Round
59. Gulf Coast Showcase, Naples, Fla.
60. Cancun Challenge, Cancun, Mexico
61. WNIT, Atlanta, Ga.
62. Junkanoo Jam, Bimini, Bahamas
63. ACC Tournament, Conway, S.C.
64. WNIT, Detroit, Mich. (Callihan Hall)
65. WNIT, Alabama, Ala. (Coleman Coliseum)
66. West Palm Invitational, West Palm Beach, Fla.
67. Coqui Classic, San Juan, Puerto Rico
68. NCAA Tournament, San Antonio, Texas
69. NCAA Tournament, Stanford, Calif.
70. Gulf Coast Showcase, Estero, Fla.

Georgia Tech Records-at-a-Glance

Overall	757-679 (.527)
vs. ACC	250-401 (.384)
in ACC Tournament	22-44 (.333)
in Home games	409-233 (.637)
in Away games	184-305 (.376)
in Neutral games	88-87 (.503)
in WNIT/NWIT (Seven Appearances)	14-7
in NCAA (11 Appearances)	7-11
vs. Ranked Opponents	48-294
vs. Top-10 Opponents	12-152

ALL-TIME LETTERWINNERS AND COACHES



A

Adams, LaQuanisha	2009-12*
Alligood, Donna	1981-82*
Ancora, Giuliett	2005-06*
Andrews, Lilliann	2016
Aranaz, Aixa Wone	2020*
Ardossi, Brigitte	2007-10*
Augustinaite, Rusne	2023-
Avant, Val	1988*
Aves, Lindsey	1999-00*
Avram, Simina	2014-17*

B

Baldwin, Selena	1990-93*
Balogun, Elizabeth	2018-19*
Bärin, Nina	2000-03*
Bates, Sarah	2019-22*
Bediako, Jada	2023-
Bennett, Mo	2009-12*
Bivins, Shayla	2010-14
Blackmon, Tiffany	2007-10*
Blackshear, Kayla	2021*
Blain, Jasmine	2010-13
Boatner, Tamika	2000-02*
Boswell, Raeven	2022-23*
Boyd, Anaya	2020-21*
Brandt, Kate	1981-84*
Blalock, Tina	1981-83*
Bootz, Dolores	1985-88*
Brown, Breanna	2017-18*
Buchannon, Stacey	1994-95*
Buie, Angel	2007
Bulane, Elizabeth	2021-22*
Butler, Niesha	1999-2002*

C

Caldwell, Devony	1990-93*
Carter, Michele	1984*
Carter, Avyonce	2020*
Carson, Jasmine	2018-20*
Chandler, Jan	1977*
Chaney, Valerie	1998*
Chavis, Alesia	1979*
Cochran, Cindy	1982-85*
Coil, Susie	2002
Collier, Joya	1996*
Cook, Zutorya	2016-17
Corbitt, Leslie	1975
Crawford, Kim	1983-86*
Cryor, Ciani	2015-16*
Cubaj, Lorela	2017-22*
Cummings, Taja	2017-18*

D

Davis, Bronda	1990-91*
Davis, Carmen	1990-91-92*
Davis, Emily	1985-86*
Davis, Kaela	2014-15*
Delp, Mary Denise	1982*
Diouf, Anne Francoise	2016-20*
Dixon, Elizabeth	2018-19*
Donehew, Danielle	1997-2000*
Dortch, Kathy	1993-97*
Duggins, Anna Maria	1993-94*
Dunn, Kara	2022*

E

Ebert, Ashley	1999-2002*
Echols, Allison	1989-92*
Edeferioka, Elo	2015-18*
Ehle, Tory	1984-87*
Ellison, Kymberly	2013-14*

F

Fails, Candi	1999*
Farmer, Jackie	1987*
Finney, Christie	1992-95*
Fischer, Angie	1990-93*
Fisher, Sara	1988*
Fletcher, Kierra	2017-21, 2021-22*
Fogdemark, Frida	2011-14*
Follrod, Debbie	1975
Ford, Kisha	1994-97*
Fortune, Martine	2015-19*
Foster, Becky	1989*
Foster, Deja	2008-11*
Fountain, Donnaizha	2014
Frick, Marguerite	1975-76
Foy, Betsy	1998*
Fulton, Tammy	1979*

G

Gabbard, Becky	1976
Gari, Irene	2015-16*
Garner, Erin	2015-16*
Gaspar, Sarah	1994-97*
Gernatt, Theresa	1988-91*
Giambruno, Mary	1980-82*
Gilreath, Jane	1981*
Gilstrap, Stacy	1977*
Gortnar, Tjasa	2012*
Goodlett, Sasha	2009-12*
Graves, Diane	1981*
Gregg, D'asia	2018-19*
Guerrant, Ashley	2003-05*
Guimaraes, Chelsea	2015-17*

H

Hamilton-Carter, Danielle	2010-13*
Harpring, Megan	2003-06*

Harrison, Carmyn	2021-23*
Harrison, Nicole	1992*
Hartwell, Sarah	2012*
Heitmann, Deni	1975-76
Hemingway, Isia	2008-09*
Hendershott, Jennifer	1978-81*
Hermosa, Nerea	2019-23*
Higgs, Stephanie	2004-07*
Holston, Gabrielle	2014
Horton, Amy	2008
Howard, Aisha	1998*
Howard, Dejouria	2015-16*

I

Ingram, Jill	2005-08*
Isom, Megan	2002-04*

J

Jacobs, DeWayna	1989*
Jackson, Bianca	2022-23*
Jackson, Brittany	2013*
James, Janice	1984-85*
Jefferson, Daijah	2017-20*
Jicka, Mary Lou	1981-84*
Johnson, April	2003-04*
Johnson, Sydney	2023-
Jones, Angela	1985*
Jones, Harriett	1977*
Jones, De'Ashia	2015*
Josiah, Nia	2006-07

K

Kauffman, Joannah	1995-98*
Kauffman, Lara	1989-93*
Keener, Demieta	1992-95*
Kruppa, Jaime	1998-01*

L

Lahtinen, Lotta-Maj	2018-22*
Lamprey, Ruth	1986-87*
Langston, Lynn	1993*
Laudenslager, Rochelle	1980-83*
Leachman, Jennifer	1983-85*
Lineberger, Debbie	1979-80*
Lingenfelder, Amy	2000*
Longo, Jane	1977-78*
Lopez, Teresa	1979-81*
Lounsbury, Karen	1989-92*
Love, Eylla	2020-22*
Lovett, Lisa	1977-80*

M

Mainland, Marlene	1985-88*
Mallory, Sonja	2000-03*
Malone, Anita	1982-84, 1986*

Marshall, Tyaunna	2011-14*
Marrell, Penny	1976
Martin, Tiffany	1994-97*
Martinez, Milli	1999-2002*
Matlock, Shea	1996-98*
Maye, Dawnn	2011-14*
McKenzie, Paula	1975
McCallum, Candice	1998-2000*
McClure, Terri	1975-77*
McDonald, Breana	2013
McQueen, Loyal	2020-21*
Miller, Julie	1975
Miller, Mandy	1987-88*
Mitchell, Daphne	2005-08*
Mitchell, Janie	2005-08*
Monroe, Maya	2002-04*
Montgomery, Alex	2008-11*
Montgomery, Kondalia	2018-20*
Moon, Hea Ju	1987-88*
Morelock, Janice	1977*
Morgan, Tonie	2022*
Morris, Wendy	1979*
Moss, Shantrell	2005*
Munnion, Carla	1995-98*
Muir, Kelly	1997-99*

N

Neal, Ida	1986-89*
Ngoie-Hasahya, Sandra	2011*
Nnamaka, Chioma	2005-08*
Noguero, Ines	2022*
Novotny, Shelli	1996-98*
Nwora, Ronni	2019-21

O

O'Dell, Margaret	1975
O'Neil, Zaire	2014-18*

P

Pacariz, Jasmina	2001-04*
Pan, Francesca	2016-20*
Pardee, Janine	1976
Peresson, Antonia	2014-18*
Phillips, April	2006*
Phillips, Cheytoria	2003-06*
Pierce, Joyce	1991-93*
Portwood, Tina	1977*
Posey, Jamie	1978-81*
Potter, Tara	1989-90*
Pugh, Kaylan	2016-18*

Q

Quarterman, Valeria	1998*
---------------------	-------

R

ALL-TIME LETTERWINNERS AND COACHES



Rainwater, Karen	1978-81*
Ray, Ellen	1975
Reinhardt, Robin	1975-78*
Regins, Chelsea	2009-12*
Rodd, Tonia	1986-89*
Rogers, Roddrecka	2013-16*
Rucker, Mary	1980-82, 1984*
Ryan, Melinda	1978-80*

S

Samborsky, Sukie	1978*
Sampson, Kristy	1977*
Sauer, Lauren	2005-06*
Scott, Chanin	2016-20*
Seeger, Kathy	1978-79*
Shanklin, Kathy	1978*
Siebenmorgan, Vicki	1977-79*
Smith, Carol	1980*
Smith, Dawn	1994-95-97*
Stewart, Alex	2000-04*
Stokes, Fallon	2001-04*
Strautmene, Digna	2021-22*
Swartz, Cameron	2022-23*
Sweeney, Cha'Ron	2016-17

T

Tate, Bonnie	1977-79*
Tate, Regina	1998-02*
Taylor, Nariah	2013-15*
Taylor, Sharena	2010-13*
Taylor, Tabasha	2002
Termis, Ariadna	2023-
Terry, Kasha	2003-06*
Thigpen, Carolyn	1975
Thomas-Harris, D'Asia	2023-
Tilford, Imani	2014-18*
Trice, Simone	2008-09*
Turner, Tabitha	2006-09*

V

Vuckovic, Katarina	2013-17*
--------------------	----------

W

Wagner, Sheila	1987-90*
Walker, Marielle	1985-88*
Walker, Nefertiti	2002*
Wallace, Sydney	2012-15*
Walthour, Metra	2009-12*
Weinert, Kirsten	1983-86*
Weiss, Aimee	1990-93*
Wells, Kim	1985-87*
White, Heather	1989-91*
Whiteside, Aaliyah	2013-16*
Wilkinson, Renee	1993-96*
Williams, Jacqua	2006-09*



Williams, Jessica	2003-06*
Williams, Kenya	1996-99*
Wilson, Caitlyn	2023-
Wilson, Kentrina	2004-07*
Wilson, Yvonne	1993-94*
Winn, Mallorie	2003-04*
Woodhull, LeeAnn	1980-83*
Woolcock, Shaday	2008-09*

HEAD COACHES

Agnus Berenato	1988-2003
James P. Culpepper, Jr.	1974-80
Benny Dees	1980-81
Nell Fortner	2019-Present
MaChelle Joseph	2004-19
Bernadette McGlade	1981-88

ASSISTANT COACHES

<i>(since 1981)</i>	
Blanche Alverson	2019-
LaSondra Barrett	2022-
Agnus Berenato	1986-88
Octavia Blue	2010-11
Tasha Butts	2019-23
Shelia Collins	1989-94
Candy Cage	1997-01
Kisha Ford	2002
Deja Foster	2013
Kim Gosnell	1993-95
Russell Harrell	1988-89
Gene Hill	2009-11
Monique Holland	1997-01
Mary Ann Ingram	1982-84
Sadiaa Jones	2006
MaChelle Joseph	2002-03
Lara Kauffman	1994-96
Brenda Mock Kirkpatrick	2003-04
Seth Kushkin	2006-07
Jim Lewis	2011
Mack McCarthy	2005
Stephanie McCormick	2004
Brandy Manning	2019-20
Sytia Messer	2005-09; 2012-13
Faye Young Miller	1988-93
Mark Miller	1998-01
Janie Mitchell	2012
Teri Moren	2008-10
Kevin Morrison	2015-18
Rob Norris	2015-18
Murriel Page	2020-22
Sasha Palmer	2018-19
Joyce Patterson	1984-85
Jonneshia Pineda	2017-19
Art Prevost	2004-05
Sam Purcell	2011-13
Debbie Richardson	1981-86, 1994-98
Michael Scruggs	2023-

Mark Simons	2007-08, 2018-19
Lisa Stockton	1990-94
Karen Turner	1985-88
Michael Wholey	2013
Jeffrey Williams	2002-03
M.L. Willis	2013-17

GRADUATE ASSISTANTS

LaQuananisha Adams	2012-14
Mary Denkler	1984-85
Danielle Donehew	2000-01
Ashley Ebert	2003-04
Julie Ehlers	1991-92
Lauren James	2022-
Ann Lashley	1989-90
April Phillips	2014
Jonneshia Pineda	2015-17
Jamie Posey	1981-84
Metra Walthour	2014-15
Katie Wilkins	2019-21

*Denotes Letterwinner
Bold denotes Active

ALL-TIME SERIES HISTORY

Team	W	L	First Meeting	Last Meeting	Team	W	L	First Meeting	Last Meeting
Air Force	1	0	2022-23	2022-23	Fort Valley State	0	1	1974-75	1974-75
Alabama	2	5	1982-83	2017-18	Fresno State	1	0	2000-01	2000-01
Alabama A&M	1	0	2013-14	2013-14	Furman	10	2	1977-78	2022-23
Alabama State	7	0	2005-06	2018-19	George Washington	1	0	2018-19	2018-19
Alaska-Anchorage	0	1	1994-95	1994-95	Georgetown	1	1	2010-11	2011-12
Albany State	1	5	1975-76	1980-81	Georgia	8	37	1974-75	2022-23
Alcorn State	4	0	1991-92	2012-13	Georgia Baptist	5	1	1974-75	1977-78
American	0	2	1997-98	1998-99	Georgia College	3	1	1977-78	1978-79
Appalachian State	9	1	1988-89	2018-19	Georgia Southern	4	7	1979-80	2007-08
Arizona	2	0	1984-85	2009-10	Georgia Southwestern	4	0	1978-79	1982-83
Arkansas	0	2	1999-00	2004-05	Georgia State	30	11	1975-76	2022-23
Arkansas Little Rock	0	1	2009-10	2009-10	Gordon	2	0	1974-75	1974-75
Arkansas Pine Bluff	1	0	2005-06	2005-06	Grambling State	3	0	2004-05	2019-20
Arkansas State	1	0	2001-02	2001-02	Hampton	2	0	2009-10	2013-14
Armstrong State	4	1	1976-77	1978-79	Hawaii	1	0	1991-92	1991-92
Army	3	0	1991-92	2009-10	High Point	1	0	2015-16	2015-16
Atlanta Christian	4	0	1975-76	1975-76	Hofstra	4	0	1992-93	2021-22
Auburn	1	4	1975-76	2022-23	Houston	1	1	2018-19	2019-20
Auburn-Montgomery	4	0	1986-87	1989-90	Howard	1	0	1988-89	1988-89
Augusta College	1	8	1974-75	1978-79	Idaho State	1	0	2018-19	2018-19
Baylor	0	2	2011-12	2017-18	Illinois	2	0	1995-96	2013-14
Belmont	4	0	1997-98	2022-23	Indiana	0	1	2015-16	2015-16
Berry	0	5	1974-75	1981-82	Iona	1	0	1987-88	1987-88
Bethune Cookman	1	0	2017-18	2017-18	Iowa	2	0	2007-08	2008-09
Boise State	1	0	1989-90	1989-90	Iowa State	0	1	2007-08	2007-08
Boston College	15	9	1991-92	2022-23	IUPUI	1	0	2015-16	2015-16
Boston University	1	0	2021-22	2021-22	James Madison	1	0	2003-04	2003-04
Bowling Green	1	0	2010-11	2010-11	Jackson State	1	0	2007-08	2007-08
Bryan	4	0	1976-77	1977-78	Jacksonville	2	0	2006-07	2016-17
Butler	0	1	1994-95	1994-95	Jacksonville State	1	0	2010-11	2010-11
Cal Santa Barbara	1	0	1986-87	1986-87	Kansas	0	1	2021-22	2021-22
Campbell	0	1	1990-91	1990-91	Kansas State	0	2	2001-02	2002-03
Charleston Southern	5	0	1997-98	2017-18	Kennesaw State	15	0	1982-83	2022-23
Charlotte	1	0	2002-03	2002-03	Kentucky	0	1	2005-06	2005-06
Chattanooga	14	2	1985-86	1999-00	Lafayette	3	0	1989-90	1998-99
Chicago State	1	0	2007-08	2007-08	Lipscomb	1	0	2014-15	2014-15
Central Arkansas	2	0	2011-12	2014-15	Long Island	3	0	2001-02	2009-10
Central Michigan	2	0	2021-22	2022-23	Longwood	2	0	2005-06	2006-07
Clemson	47	46	1979-80	2022-23	LSU	0	1	2013-14	2013-14
Coastal Carolina	1	0	1987-88	1987-88	Louisiana Tech	1	0	2014-15	2014-15
College of Charleston	2	0	2005-06	2006-07	Louisville	0	10	2014-15	2022-23
Colorado	1	0	1984-85	1984-85	Loyola Chicago	2	0	2014-15	2015-16
Columbia	1	0	1985-86	1985-86	Loyola Marymount	1	0	1989-90	1989-90
Connecticut	1	2	2008-09	2021-22	Maine	1	0	1988-89	1988-89
Converse	3	0	1977-78	1984-85	Manhattan	2	0	1995-96	1996-97
Coppin State	2	0	1991-92	2013-14	Marist	2	0	1987-88	1991-92
Cornell	2	0	1994-95	2000-01	Marquette	2	0	2011-12	2012-13
Covenant	8	0	1976-77	1982-83	Mars Hill	0	1	1978-79	1978-79
Dartmouth	1	0	2000-01	2000-01	Marshall	1	0	1985-86	1985-86
Dayton	1	1	2016-17	2018-19	Maryland	18	50	1979-80	2018-19
Davidson	3	1	1997-98	2007-08	Maryland-Eastern Shore	1	0	1995-96	1995-96
DeKalb Central	0	2	1974-75	1974-75	Maryville	2	0	1976-77	1977-78
DeKalb South	2	0	1974-75	1974-75	Massachusetts	1	0	2005-06	2005-06
DePaul	1	0	2006-07	2006-07	McNeese State	1	0	2013-14	2013-14
Drake	0	1	1982-83	1982-83	Mercer	16	6	1979-80	2016-17
Drexel	1	0	1996-97	1996-97	Miami (Fla.)	17	21	1980-81	2022-23
Duke	11	63	1978-79	2022-23	Miami (Ohio)	1	0	2002-03	2002-03
East Carolina	1	2	1981-82	2002-03	Michigan	0	2	2016-17	2016-17
East Tennessee State	1	0	2021-22	2021-22	Michigan State	2	1	2008-09	2022-23
Eastern Washington	1	0	2001-02	2001-02	Middle Tennessee State	5	0	2010-11	2017-18
Elon	2	0	1999-00	2014-15	Minnesota	2	2	1990-91	2014-15
Emory (at Oxford)	1	0	1974-75	1974-75	Mississippi State	1	4	1999-00	2007-08
Erskine	0	1	1978-79	1978-79	Miss. Univ. for Women	2	0	1981-82	1983-84
Fairfield	1	0	1994-95	1994-95	Mississippi Valley State	4	0	2004-05	2009-10
Florida	1	0	1986-87	1986-87	Missouri	2	0	2010-11	2016-17
Florida A&M	2	0	2003-04	2008-09	Monmouth	2	0	1987-88	1999-00
Florida Atlantic	1	0	2003-04	2003-04	Morgan State	1	0	2014-15	2014-15
Florida Gulf Coast	1	0	2009-10	2009-10	Morris Brown	3	0	1976-77	2001-02
Florida International	3	0	1980-81	2012-13	Mount St. Mary's	1	0	2000-01	2000-01
Florida State	25	30	1974-75	2022-23	Nebraska	2	0	1991-92	2011-12
Fordham	5	0	1984-85	2002-03	New Hampshire	1	0	1995-96	1995-96

ALL-TIME SERIES HISTORY

Team	W	L	First Meeting	Last Meeting	Team	W	L	First Meeting	Last Meeting
North Carolina	21	61	1977-78	2022-23	Troy	2	0	2005-06	2008-09
North Carolina A&T	1	0	2011-12	2011-12	Tulane	5	1	1977-78	2020-21
North Carolina State	25	51	1979-80	2022-23	Tulsa	1	1	2004-05	2005-06
UNC-Asheville	4	1	1977-78	2001-02	UAB	6	1	1985-86	2017-18
UNC-Wilmington	1	0	1990-91	1990-91	UCF	3	0	2002-03	2016-17
North Georgia	1	3	1975-76	1982-83	UCLA	0	1	1994-95	1994-95
Northern Iowa	0	1	2015-16	2015-16	USC Upstate	2	0	2007-08	2015-16
Northwestern	3	1	1992-93	2010-11	Utah State	1	0	1986-87	1980-87
Notre Dame	1	17	1996-97	2022-23	UTEP	1	0	2013-14	2013-14
Ohio State	0	1	2010-11	2010-11	Valdosta State	0	4	1979-80	1980-81
Oklahoma	0	1	2008-09	2008-09	Vanderbilt	2	4	1978-79	2006-07
Oklahoma State	0	2	2009-10	2013-14	Villanova	1	1	1982-83	2014-15
Old Dominion	2	2	2003-04	2011-12	Virginia	17	59	1979-80	2022-23
Ole Miss	0	1	2014-15	2014-15	VCU	1	0	1987-88	1987-88
Oregon	2	0	2008-09	2009-10	Virginia Tech	12	9	2002-03	2022-23
Pacific	0	1	1989-90	1989-90	Wagner	2	0	1984-85	2000-01
Pennsylvania	3	0	1982-83	2017-18	Wake Forest	50	28	1979-80	2022-23
Penn State	1	0	2009-10	2009-10	Washington	2	0	2010-11	2012-13
Pepperdine	1	0	1986-87	1986-87	Washington State	1	0	2016-17	2016-17
Piedmont	4	2	1976-77	1978-79	Weber State	1	0	1998-99	1998-99
Pittsburgh	8	4	1999-00	2022-23	West Georgia	2	3	1975-76	1984-85
Portland State	2	0	2010-11	2013-14	West Virginia	1	2	1983-84	2020-21
Prairie View A&M	2	0	2010-11	2015-16	Western Carolina	7	0	1984-85	2018-19
Presbyterian	2	0	1984-85	1985-86	Western Michigan	1	0	1999-00	1999-00
Princeton	4	0	2003-04	2017-18	William & Mary	3	0	1990-91	2003-04
Purdue	1	3	2006-07	2021-22	Winston-Salem State	1	0	2006-07	2006-07
Queens College	1	0	1983-84	1983-84	Winthrop	4	0	1988-89	2009-10
Quinnipiac	1	0	2012-13	2012-13	Wisconsin	1	0	2019-20	2019-20
Rice	1	0	2019-20	2019-20	Wisconsin-Green Bay	1	2	1991-92	2014-15
Richmond	2	0	1985-86	1988-89	Wisconsin-Milwaukee	1	0	2012-13	2012-13
Rider	2	1	1990-91	1993-94	Wofford	1	0	2018-19	2018-19
Rollins	1	0	1976-77	1976-77					
Rutgers	0	2	2011-12	2019-20					
Sacred Heart	1	0	2011-12	2011-12					
SIU-Edwardsville	1	0	2011-12	2011-12					
St. Francis (Pa.)	1	0	2000-01	2000-01					
St. Francis Brooklyn	4	0	1998-99	2015-16					
St. John's	1	1	2002-03	2004-05					
St. Joseph's	1	0	1993-94	1993-94					
St. Leo's	1	0	1976-77	1976-77					
St. Mary's	1	1	1996-97	1997-98					
Samford	4	0	1998-99	2016-17					
San Diego	1	1	2005-06	2006-07					
San Francisco	0	1	1989-90	1989-90					
San Jose State	1	0	1996-97	1996-97					
Santa Clara	1	1	1989-90	1991-92					
Savannah State	3	2	1974-75	2009-10					
Seton Hall	5	0	1986-87	2019-20					
Shorter	1	5	1974-75	1981-82					
SC State	1	0	2017-18	2017-18					
South Carolina	0	1	2020-21	2020-21					
South Florida	5	1	1982-83	2022-23					
Southeastern Louisiana	1	0	2015-16	2015-16					
Southern	0	2	1987-88	2001-02					
Southern Mississippi	2	0	1999-00	2017-18					
Southern Utah	2	0	1989-90	2013-14					
Southwest Missouri St.	1	0	2003-04	2003-04					
Spelman	6	0	1976-77	1977-78					
Stephen F. Austin	1	0	2020-21	2020-21					
Stetson	4	0	1982-83	1993-94					
Syracuse	6	5	2012-13	2022-23					
Temple	2	2	1989-90	2007-08					
Tennessee	0	6	1986-87	2013-14					
Tennessee State	2	0	1989-90	2010-11					
Tennessee Tech	1	0	2008-09	2008-09					
Tennessee Temple	5	3	1975-76	1978-79					
Tennessee Wesleyan	0	2	1976-77	1976-77					
Texas	0	1	2008-09	2008-09					
Texas A&M	0	1	2019-20	2019-20					
UT-Arlington	2	0	2008-09	2017-18					
Tift College	6	7	1974-75	1980-81					

*Bold indicates 2023-24 opponent

GEORGIA TECH VS. THE CONFERENCES

American	3-2	.750
Houston	1-1	.500
South Florida	0-1	.000
Tulane	1-0	1.000
UCF	1-0	1.000

America East	4-0	1.000
Hofstra	3-0	1.000
Maine	1-0	1.000

Atlantic Coast	268-450	.378
Boston College**	13-9	.650
Clemson	47-46	.505
Duke	11-63	.151
Florida State**	24-29	.471
Louisville**	0-10	.000
Maryland**	18-49	.269
Miami (Fla.)**	17-18	.515
North Carolina	21-61	.259
NC State	25-51	.320
Notre Dame**	1-16	.063
Pittsburgh**	8-3	.800
Syracuse **	6-4	.556
Virginia	18-59	.237
Virginia Tech**	12-8	.632
Wake Forest	50-28	.645

Atlantic Sun	60-18	.763
Campbell	0-1	.000
Florida Atlantic	1-0	1.000
Florida Gulf Coast	1-0	1.000
Fla. International**	1-0	1.000
Georgia State**	17-11	.607
Jacksonville	2-0	1.000
Kennesaw State**	14-0	1.000
Lipscomb	1-0	1.000
Mercer	14-6	.700
Samford	2-0	1.000
Stetson	4-0	1.000
UCF	2-0	1.000
USC Upstate	1-0	1.000

Atlantic 10	11-3	.786
Dayton	1-1	.500
Fordham	5-0	1.000
George Washington	1-0	1.000
UMass	1-0	1.000
St. Joseph's	1-0	1.000
Temple	2-2	.500

Big Ten	15-13	.519
Illinois	2-0	1.000
Indiana	0-1	.000
Iowa	2-0	1.000
Maryland	0-1	.000
Michigan	0-2	.000
Michigan State	2-1	.667
Minnesota	2-2	.500
Nebraska**	1-0	1.000
Northwestern	3-1	.750
Ohio State	0-1	.000
Penn State	1-0	1.000
Purdue	1-3	.250
Rutgers	0-1	.000
Wisconsin	1-0	1.000

Big 12	2-10	.167
Baylor	0-2	.000
Colorado**	1-0	1.000
Iowa State	0-1	.000
Kansas	0-1	.000
Kansas State	0-2	.000
Missouri**	1-0	1.000

Nebraska**	1-0	1.000
Oklahoma	0-1	.000
Oklahoma State	0-2	.000
Texas	0-1	.000
West Virginia	1-0	1.000

Big East	14-15	.483
Boston College**	2-0	1.000
Connecticut	1-2	.333
DePaul	1-0	1.000
Georgetown	1-1	.500
Marquette	2-0	1.000
Miami (Fla.)**	0-3	.000
Notre Dame**	0-1	.000
Pittsburgh**	0-1	.000
Rutgers	0-1	.000
Seton Hall	5-0	1.000
St. John's	1-1	.500
Syracuse**	0-1	.000
Villanova	1-1	.500
Virginia Tech**	0-1	.000
West Virginia**	0-2	.000

Big Sky	6-0	1.000
Eastern Wash.	1-0	1.000
Idaho State	1-0	1.000
Portland State	2-0	1.000
Southern Utah	1-0	1.000
Weber State	1-0	1.000

Big South	16-1	.941
Charleston Southern	5-0	1.000
Coastal Carolina	1-0	1.000
Elon	1-0	1.000
High Point	1-0	1.000
UNC Asheville	4-1	.800
Winthrop	4-0	1.000

Big West	3-1	.750
Boise State**	1-0	1.000
Cal Santa Barbara	1-0	1.000
Pacific	0-1	.000
Utah State	1-0	1.000

Colonial	19-4	.826
American	0-2	.000
Drexel	1-0	1.000
Georgia State**	7-0	1.000
Hofstra	1-0	1.000
James Madison	1-0	1.000
UNC Wilmington	1-0	1.000
Old Dominion	2-2	.500
Richmond	2-0	1.000
VCU	1-0	1.000
William & Mary	3-0	1.000

Conference USA	26-3	.897
Charlotte	1-0	1.000
East Carolina	1-2	.333
Louisiana Tech	1-0	1.000
Middle Tennessee	3-0	1.000
Rice	1-0	1.000
South Florida	5-0	1.000
Southern Mississippi	2-0	1.000
Tulane	4-0	1.000
Tulsa**	1-0	1.000
UAB	6-1	.857
UTEP	1-0	1.000

CVAC	1-1	.500
Erskine	0-1	.000
Queens College	1-0	1.000

ECAC	3-0	1.000
Gordon	2-0	1.000
New Hampshire	1-0	1.000

GAC	10-10	.500
Ga. Southwestern	4-0	1.000
North Georgia	1-3	.250
Piedmont	4-2	.667
Shorter	1-5	.167

Gulf South	4-7	.364
Miss. U. for Women	2-0	1.000
Valdosta State	0-4	.000
West Georgia	2-3	.400

Horizon League	2-3	.400
Butler	0-1	.000
Green Bay	1-2	.000
UW-Milwaukee	1-0	1.000

Ivy League	11-0	1.000
Columbia	1-0	1.000
Cornell	2-0	1.000
Dartmouth	1-0	1.000
Pennsylvania	3-0	1.000
Princeton	4-0	1.000

MAAC	8-1	.888
Fairfield	1-0	1.000
Iona	1-0	1.000
Manhattan	2-0	1.000
Marist	2-0	1.000
Rider	2-1	.667

MEAC	13-0	1.000
Bethune Cookman	1-0	1.000
Coppin State	2-0	1.000
Florida A&M	2-0	1.000
Hampton	2-0	1.000
Howard	1-0	1.000
Md.-Eastern Shore	1-0	1.000
Morgan State	1-0	1.000
North Carolina A&T	1-0	1.000
SC State	1-0	1.000
Winston-Salem St.	1-0	1.000

Metro	1-1	.500
Florida State**	1-1	.500

Mid American	6-0	1.000
Bowling Green	1-0	1.000
Central Michigan	2-0	1.000
Marshall	1-0	1.000
Miami (Ohio)	1-0	1.000
Western Michigan	1-0	1.000

Mid-Continent	1-0	1.000
Southern Utah	1-0	1.000

Missouri Valley	6-2	.667
Belmont	3-0	1.000
Drake	0-1	.000
Loyola Chicago	2-0	1.000
Northern Iowa	0-1	.000
SW Missouri St.	1-0	1.000

Mountain West	1-0	1.000
Air Force	1-0	1.000

Northeast	15-0	1.000
Long Island	3-0	1.000
Monmouth	2-0	1.000
Mount Saint Mary's	1-0	1.000

GEORGIA TECH VS. THE CONFERENCES

Quinnipiac**	1-0	1.000
Sacred Heart	1-0	1.000
St. Francis (Pa.)	1-0	1.000
St. Francis (N.Y.)	4-0	1.000
Wagner	2-0	1.000

Ohio Valley **4-0** **1.000**

Jacksonville State	1-0	1.000
Tennessee State	2-0	1.000
SIU-Edwardsville	1-0	1.000

Pacific West **0-1** **.000**

Alaska-Anchorage	0-1	.000
------------------	-----	------

Pacific-12 **7-1** **.875**

Arizona	2-0	1.000
Oregon	2-0	1.000
UCLA	0-1	.000
Washington	2-0	1.000
Washington State	1-0	1.000

Patriot **7-0** **1.000**

Army	3-0	1.000
Boston U.	1-0	1.000
Lafayette	3-0	1.000

Peachbelt **10-10** **.500**

Armstrong State	4-1	.800
Augusta College	1-8	.111
Georgia College	3-1	.750
Kennesaw State**	1-0	1.000
USC Upstate	1-0	1.000

SIAC **1-8** **.111**

Albany State	1-5	.833
Fort Valley State	0-1	.000
Savannah**	0-2	.000

South Atlantic **2-1** **.667**

Mars Hill	0-1	.000
Presbyterian	2-0	1.000

Southeastern **16-66** **.188**

Alabama	2-5	.286
Arkansas	0-2	.000
Auburn	1-4	.250
Florida	1-0	1.000
Georgia	8-37	.182
Kentucky	0-1	.000
LSU	0-1	.000
Mississippi State	1-4	.200
Missouri**	1-0	1.000
Tennessee	0-6	.000
Texas A&M	0-1	.000
South Carolina	0-1	.000
Vanderbilt	2-4	.333

Southern **56-13** **.809**

Appalachian State**	6-1	.833
Chattanooga	14-2	.867
Coll. of Charleston	2-0	1.000
Davidson	3-1	.500
East Tenn. State	6-0	1.000
Furman	10-2	.818
Georgia Southern	4-7	.300
Mercer	1-0	1.000
Samford	2-0	1.000
Western Carolina	7-0	1.000
Wofford	1-0	1.000

Southland **6-0** **1.000**

Central Arkansas	2-0	1.000
McNeese State	1-0	1.000

Southeastern Louisiana	1-0	1.000
Stephen F. Austin	1-0	1.000
UT-Arlington	1-0	1.000

SWAC **23-2** **.920**

Alabama A&M	1-0	1.000
Alabama State	7-0	1.000
Alcorn State	4-0	1.000
Arkansas Pine Bluff	1-0	1.000
Grambling State	3-0	1.000
Jackson State	1-0	1.000
Miss. Valley State	4-0	1.000
Prairie View A&M	2-0	1.000
Southern	0-2	.000

Sun Belt **16-1** **.941**

Appalachian State**	3-0	1.000
Ark. Little Rock	0-1	.000
Arkansas State	1-0	1.000
Florida International	2-0	1.000
Georgia State**	6-0	1.000
Middle Tenn. State	2-0	1.000
Texas Arlington	1-0	1.000
Troy	2-0	1.000

Sunshine State **2-0** **1.000**

Rollins	1-0	1.000
St. Leo's	1-0	1.000

Summit **1-0** **1.000**

IUPUI	1-0	1.000
-------	-----	-------

Transouth **0-5** **.000**

Berry	0-5	.000
-------	-----	------

Western Athletic **3-1** **.750**

Fresno State	1-0	1.000
Hawaii	1-0	1.000
San Jose State	1-0	1.000
Tulsa**	0-1	.000

West Coast **5-4** **.556**

Loyola Marymount	1-0	1.000
Pepperdine	1-0	1.000
St. Mary's	1-1	.500
San Diego	1-1	.500
San Francisco	0-1	.000
Santa Clara	1-1	.500

Independent **25-3** **.893**

Auburn-Montgomery	4-0	1.000
Belmont	1-0	1.000
Chicago State	1-0	1.000
Longwood	2-0	1.000
Morris Brown	3-0	1.000
Savannah State	3-0	1.000
Spelman	6-0	1.000
Tennessee Temple	5-3	.625

Division II **7-0** **1.000**

Atlanta Christian	4-0	1.000
Converse	3-0	1.000

Division III **2-0** **1.000**

Maryville	2-0	1.000
-----------	-----	-------

NAIA **12-2** **.857**

Bryan	4-0	1.000
Covenant	8-0	1.000
Tenn. Wesleyan	0-2	.000

** Record against teams as members of conference.

FORTNER AGAINST OPPONENTS

Opponent	Wins	Losses	Pct.				
Air Force	1	0	1.000	North Carolina A&T	2	0	1.000
Alabama	13	3	.813	North Carolina State	3	4	.429
Alabama A&M	3	0	1.000	Northwestern	1	1	.500
Alabama State	1	0	1.000	Notre Dame	2	5	.333
Arizona State	1	0	1.000	Oakland	2	0	1.000
Arkansas	7	5	.583	Ole Miss	7	5	.583
Auburn	1	1	.500	Old Dominion	0	2	.000
Ball State	1	0	1.000	Ohio	1	0	1.000
Belmont	4	0	1.000	Ohio State	3	0	1.000
Boston College	2	4	.333	Penn State	1	0	1.000
Boston University	1	0	1.000	Pittsburgh	4	1	.800
Buffalo	1	0	1.000	Providence	1	0	1.000
California-Davis	1	0	1.000	Purdue	0	3	.000
California-Riverside	2	0	1.000	Rice	2	1	.667
Central Michigan	2	0	1.000	Rhode Island	1	0	1.000
Central Connecticut State	1	0	1.000	Rutgers	0	2	.000
Charlotte	1	0	1.000	Saint Joseph's	0	1	.000
Chicago State	1	0	1.000	Sacred Heart	0	1	.000
Clemson	8	1	.889	Sam Houston State	2	0	1.000
Colgate	1	0	1.000	San Diego State	0	1	.000
Coppin State	1	0	1.000	Seton Hall	2	0	1.000
Connecticut	1	0	1.000	South Alabama	2	0	1.000
Davidson	1	0	1.000	South Carolina	6	7	.462
Detroit	1	0	1.000	South Florida	1	2	.333
Duke	1	6	.167	Stanford	0	1	.000
Duquesne	1	0	1.000	Stephen F. Austin	3	0	1.000
ETSU	2	0	1.000	Syracuse	5	0	1.000
Florida	6	6	.500	Temple	1	3	.250
Florida A&M	1	0	1.000	Tennessee	2	11	.154
Florida International	1	1	.500	Tennessee-Chattanooga	1	1	.500
Florida State	5	5	.500	Tennessee Tech	1	0	1.000
Furman	3	0	1.000	Texas A&M	0	3	.000
George Mason	1	0	1.000	Texas Pan-American	1	0	1.000
Georgia Washington	4	3	.571	Toledo	0	1	.000
Georgia	6	8	.462	Troy	3	0	1.000
Georgia Southern	2	0	1.000	Tulane	2	0	1.000
Georgia State	3	0	1.000	University of Alabama-Birmingham	3	0	1.000
Grambling State	2	0	1.000	USC-Upstate	1	0	1.000
Hofstra	1	0	1.000	Valparaiso	1	0	1.000
Houston	1	0	1.000	Vanderbilt	0	12	.000
Illinois	2	0	1.000	Virginia	2	1	.667
Indiana	0	2	.000	Virginia Tech	2	3	.400
Iowa	2	0	1.000	Wake Forest	6	3	.714
Jackson State	1	0	1.000	West Virginia	1	0	1.000
Jacksonville State	3	1	.750	Western Carolina	2	0	1.000
James Madison	1	0	1.000	Western Michigan	1	0	1.000
Kansas	0	2	.000	Winston-Salem State	2	0	1.000
Kansas State	0	1	.000	Wisconsin	2	1	.667
Kennesaw State	3	0	1.000	Wisconsin-Green Bay	0	1	.000
Kent State	0	1	.000	Xavier	1	2	.333
Kentucky	5	7	.417	Total	233	165	0.585
Lehigh	1	0	1.000				
Liberty	2	0	1.000				
LSU	3	8	.273				
Louisiana-Lafayette	1	0	1.000				
Louisville	0	5	.000				
Loyola	1	0	1.000				
Loyola Marymount	1	0	1.000				
Marist	0	1	.000				
Marquette	0	1	.000				
Maryland	1	0	1.000				
Maryland-Eastern Shore	1	0	1.000				
Mercer	2	0	1.000				
Miami (Fla.)	5	5	.500				
Michigan	2	0	1.000				
Michigan State	2	1	.667				
Minnesota	1	0	1.000				
Mississippi State	6	5	.545				
Monmouth	1	0	1.000				
Nevada	1	0	1.000				
New Orleans	1	0	1.000				
North Carolina	1	3	.333				

SERIES HISTORY

AIR FORCE

GT LEADS 1-0

DATE	H/A	RESULT	SCORE
11/26/22	n	W	65-69

SERIES

Home: 0-0, Away: 0-0, Neutral: 1-0

ALABAMA

ALABAMA LEADS 5-2

DATE	H/A	RESULT	SCORE
11/23/82	h	L	56-63
11/30/83	a	L	49-79
12/29/92	n	L	101-103 (ot)
12/18/15	a	W	70-58
12/17/16	a	L	65-67
3/26/17	h	W	76-66
3/22/18	a	L	59-61

SERIES

Home: 1-1, Away: 1-3, Neutral: 0-0

ALABAMA A&M

GT LEADS 1-0

DATE	H/A	RESULT	SCORE
12/7/13	h	W	93-56

SERIES

Home: 1-0, Away: 0-0, Neutral: 0-0

ALABAMA STATE

GT LEADS 7-0

DATE	H/A	RESULT	SCORE
12/30/05	h	W	76-46
11/11/11	h	W	97-37
12/29/13	h	W	99-58
12/17/14	h	W	77-53
11/24/15	h	W	80-54
11/13/16	h	W	70-48
2/5/18	h	W	69-42

SERIES

Home: 7-0, Away: 0-0, Neutral: 0-0

ALASKA ANCHORAGE

ALASKA ANCHORAGE LEADS 1-0

DATE	H/A	RESULT	SCORE
12/20/94	a	L	85-87

SERIES

Home: 0-0, Away: 0-1, Neutral: 0-0

ALBANY STATE

ALBANY STATE LEADS 1-5

DATE	H/A	RESULT	SCORE
1975-76		L	33-93
		L	22-105
1/3/80	h	L	74-75
1/26/80	a	L	84-89
1/14/81	a	L	73-85
1/28/81	h	W	74-69

SERIES

Home: 1-1, Away: 0-2, Neutral: 0-0

ALCORN STATE

GT LEADS 4-0

DATE	H/A	RESULT	SCORE
11/22/91	n	W	98-69
12/31/04	h	W	62-43
12/29/06	h	W	76-54

12/16/12 h W 76-49

SERIES

Home: 3-0, Away: 0-1, Neutral: 1-0

AMERICAN

AMERICAN LEADS 2-0

DATE	H/A	RESULT	SCORE
11/15/97	a	L	66-82
11/15/98	h	L	67-87

SERIES

Home: 0-1, Away: 0-1, Neutral: 0-0

APPALACHIAN STATE

GT LEADS 9-1

DATE	H/A	RESULT	SCORE
12/13/88	h	L	59-83
2/14/92	a	W	95-73
12/18/92	h	W	110-72
1/1/96	h	W	95-68
12/3/96	a	W	88-80(ot)
11/27/05	h	W	68-45
11/14/06	a	W	79-53
12/11/16	h	W	81-52
11/10/17	a	W	75-41
11/11/18	h	W	71-53

SERIES

Home: 5-1, Away: 4-0, Neutral: 0-0

ARIZONA

GT LEADS 2-0

DATE	H/A	RESULT	SCORE
1/7/85	h	W	65-59
12/20/09	h	W	70-48

SERIES

Home: 2-0, Away: 0-0, Neutral: 0-0

ARKANSAS

ARKANSAS LEADS 2-0

DATE	H/A	RESULT	SCORE
3/21/00	a	L	67-78
2/13/05	n	L	59-71

SERIES

Home: 0-0, Away: 0-1, Neutral: 0-1

ARKANSAS LITTLE ROCK

ALR LEADS 1-0

DATE	H/A	RESULT	SCORE
3/21/10	n	L	53-63

SERIES

Home: 0-0, Away: 0-0, Neutral: 0-1

ARKANSAS-PINE BLUFF

GT LEADS 1-0

DATE	H/A	RESULT	SCORE
11/20/05	h	W	74-36

SERIES

Home: 1-0, Away: 0-0, Neutral: 0-0

ARKANSAS STATE

GT LEADS 1-0

DATE	H/A	RESULT	SCORE
12/1/01	n	W	77-52

SERIES

Home: 0-0, Away: 0-0, Neutral: 1-0

ARMSTRONG STATE

GT LEADS 4-1

DATE	H/A	RESULT	SCORE
1976-77		W	57-54
1977-78		W	90-36
		W	90-73
1/6/79	a	W	80-71
1/27/79	h	L	51-61

SERIES

Home: 0-1, Away: 1-0, Neutral: 0-0

ARMY

GT LEADS 3-0

DATE	H/A	RESULT	SCORE
12/5/91	a	W	71-55
12/21/94	n	W	85-51
1/2/10	h	W	76-47

SERIES

Home: 1-0, Away: 1-0, Neutral: 1-0

ATLANTA CHRISTIAN

GT LEADS 4-0

DATE	H/A	RESULT	SCORE
1975-76		W	55-23
		W	90-14
1976-77		W	93-52
		W	99-34

SERIES

Home: 0-0, Away: 0-0, Neutral: 0-0

AUBURN

AUBURN LEADS 4-1

DATE	H/A	RESULT	SCORE
1975-76		L	28-89
		L	28-78
12/30/97	h	L	41-70
11/21/21	h	L	51-59
11/16/22	a	W	57-51

SERIES

Home: 0-2, Away: 1-0, Neutral: 0-0

AUBURN-MONTGOMERY

GT LEADS 4-0

DATE	H/A	RESULT	SCORE
12/30/86	h	W	74-58
2/10/88	h	W	89-72
2/13/89	h	W	80-57
1/8/90	h	W	89-63

SERIES

Home: 4-0, Away: 0-0, Neutral: 0-0

AUGUSTA COLLEGE

AUGUSTA COLLEGE LEADS 8-1

DATE	H/A	RESULT	SCORE
1974-75		L	14-67
		L	26-49
1975-76		L	20-80
		L	28-71
1976-77		L	47-48
1977-78		L	65-84
		W	78-62
1/5/79	a	L	54-58
2/8/79	h	L	72-73

SERIES

Home: 0-1, Away: 0-1, Neutral: 0-0

BAYLOR

BAYLOR LEADS 2-0

DATE	H/A	RESULT	SCORE
3/24/12	n	L	68-83
11/25/17	n	L	57-80

SERIES

Home: 0-0, Away: 0-0, Neutral: 0-2

BELMONT

GT LEADS 3-0

DATE	H/A	RESULT	SCORE
1/24/98	h	W	76-64
11/14/21	h	W	58-45
11/27/22	n	W	58-52
12/4/22	a	W	59-55

SERIES

Home: 2-0, Away: 1-0, Neutral: 1-0

BERRY

BERRY LEADS 5-0

DATE	H/A	RESULT	SCORE
1974-75		L	31-105
1975-76		L	13-107
	n	L	41-109
1978-79	n	L	68-92
11/24/81	h	L	61-82

SERIES

Home: 0-1, Away: 0-0, Neutral: 0-2

BETHUNE COOKMAN

GT LEADS 1-0

DATE	H/A	RESULT	SCORE
3/15/18	h	W	85-32

SERIES

Home: 1-0, Away: 0-0, Neutral: 0-0

BOISE STATE

GT LEADS 1-0

DATE	H/A	RESULT	SCORE
2/25/90	n	W	93-66

SERIES

Home: 0-0, Away: 0-0, Neutral: 1-0

BOSTON COLLEGE

GT LEADS 15-9

DATE	H/A	RESULT	SCORE
12/28/91	n	W	97-61
11/29/97	h	W	81-79
2/9/06	a	L	55-57
1/25/07	h	W	60-49
2/18/08	a	L	53-62
1/8/09	h	L	64-65(ot)
1/17/10	a	L	51-77
1/23/11	h	W	67-54
1/15/12	a	W	68-58
2/19/12	h	W	85-48
3/3/13	a	L	68-74
3/2/14	h	W	84-74
1/8/15	a	W	80-77
1/31/16	h	W	62-56
1/12/17	a	W	71-67
3/1/17	n	W	71-67
2/8/18	h	W	67-43
1/3/19	a	W	81-76
1/19/20	h	L	55-48
12/9/20	h	W	86-68
2/21/21	a	L	43-49
1/27/22	h	W	68-49
12/18/22	a	L	62-74
3/1/23	n	L	57-62

SERIES

Home: 9-2, Away: 4-6, Neutral: 2-1

SERIES HISTORY

BOSTON UNIVERSITY

GT LEADS 1-0

DATE	H/A	RESULT	SCORE
12/21/21	h	W	78-49

SERIES

Home: 1-0, Away: 0-0, Neutral: 0-0

BOWLING GREEN

GT LEADS 1-0

DATE	H/A	RESULT	SCORE
3/19/11	n	W	69-58

SERIES

Home: 0-0, Away: 0-0, Neutral: 1-0

BRYAN

GT LEADS 4-0

DATE	H/A	RESULT	SCORE
1976-77		W	51-39
		W	57-46
1977-78		W	55-29
		W	81-44

SERIES

Home: 0-0, Away: 0-0, Neutral: 0-0

BUTLER

BUTLER LEADS 1-0

DATE	H/A	RESULT	SCORE
12/2/94	h	L	66-67

SERIES

Home: 0-1, Away: 0-0, Neutral: 0-0

CAL SANTA BARBARA

GT LEADS 1-0

DATE	H/A	RESULT	SCORE
11/28/86	h	W	84-48

SERIES

Home: 1-0, Away: 0-0, Neutral: 0-0

CAMPBELL

CAMPBELL LEADS 1-0

DATE	H/A	RESULT	SCORE
12/20/90	n	L	75-82

SERIES

Home: 0-0, Away: 0-0, Neutral: 0-1

CENTRAL ARKANSAS

GT LEADS 2-0

DATE	H/A	RESULT	SCORE
12/21/11	n	W	67-61
12/14/14	h	W	88-50

SERIES

Home: 1-0, Away: 0-0, Neutral: 1-0

CENTRAL FLORIDA

GT LEADS 3-0

DATE	H/A	RESULT	SCORE
12/15/02	a	W	62-58
12/14/03	h	W	70-48
3/19/17	h	W	63-51

SERIES

Home: 2-0, Away: 1-0, Neutral: 0-0

CENTRAL MICHIGAN

GT LEADS 2-0

DATE	H/A	RESULT	SCORE
11/9/21	a	W	74-40
12/11/22	h	W	71-45

SERIES

Home: 1-0, Away: 1-0, Neutral: 0-0

CHARLESTON SOUTHERN

GT LEADS 5-0

DATE	H/A	RESULT	SCORE
11/28/97	h	W	87-64
12/7/99	h	W	103-65
1/30/01	h	W	94-65
1/29/02	h	W	79-52
12/19/17	h	W	78-51

SERIES

Home: 5-0, Away: 0-0, Neutral: 0-0

CHARLOTTE

GT LEADS 1-0

DATE	H/A	RESULT	SCORE
11/15/02	h	W	67-57

SERIES

Home: 1-0, Away: 0-0, Neutral: 0-0

CHATTANOOGA

GT LEADS 14-2

DATE	H/A	RESULT	SCORE
11/30/85	h	L	69-76
2/5/86	h	W	82-77
12/2/86	h	W	69-60
2/28/88	a	L	76-79
1/2/89	h	W	74-71
12/31/89	a	W	94-82
1/16/91	h	W	98-73
11/30/91	h	W	114-57
2/24/93	a	W	68-67(ot)
1/5/94	h	W	71-70
12/15/94	a	W	74-71
12/13/95	h	W	81-62
1/8/97	a	W	72-56
12/1/97	h	W	70-42
12/16/98	a	W	94-60
3/18/00	a	W	81-74

SERIES

Home: 8-1, Away: 6-1, Neutral: 0-0

CHICAGO STATE

GT LEADS 1-0

DATE	H/A	RESULT	SCORE
12/29/07	h	W	57-31

SERIES

Home: 1-0, Away: 0-0, Neutral: 0-0

CLEMSON

GT LEADS 47-46

DATE	H/A	RESULT	SCORE
1/31/80	a	L	67-103
1/7/81	h	L	53-75
12/14/81	a	L	50-72
2/26/82	n	L	54-62
1/27/83	h	L	67-79
2/5/83	a	L	66-84
1/11/84	a	L	70-82
1/25/84	h	L	72-79
1/9/85	h	L	81-84(ot)
2/11/85	a	L	75-95
12/16/85	h	L	80-90

1/18/86	a	L	73-84
1/22/87	a	W	81-78
2/23/87	h	W	82-66
1/27/88	a	L	72-94
2/3/88	h	L	74-90
1/18/89	a	L	56-83
2/22/89	h	L	62-89
3/4/89	n	L	74-94
1/24/90	a	L	69-77
2/12/90	h	L	75-80
1/23/91	h	L	61-62
2/11/91	a	L	64-76
1/22/92	h	L	69-73
2/4/92	a	W	59-57
3/8/92	n	W	74-73
12/16/92	h	W	86-68 (Omni)
1/26/93	a	L	80-85
3/6/93	n	L	66-87
1/26/94	a	L	52-77
2/25/94	h	L	51-55
1/26/95	a	L	56-68
2/25/95	h	W	68-60
1/25/96	h	W	55-38
2/25/96	a	W	72-62
1/13/97	h	L	59-67
2/8/97	a	L	50-52
1/22/98	a	L	56-79
2/22/98	h	L	58-89
1/10/99	h	L	56-61
2/11/99	a	L	41-69
12/4/99	h	W	81-62
1/31/00	a	L	43-72
1/18/01	h	L	64-72
2/19/01	a	L	49-68
1/26/02	h	W	83-78
2/21/02	a	L	65-68
1/23/03	h	W	89-78(ot)
2/23/03	a	W	78-63
1/18/04	h	L	61-75
2/19/04	a	L	47-59
1/26/05	h	W	53-48
2/24/05	a	L	49-58
1/8/06	a	L	63-72
1/29/06	h	W	83-64
1/7/07	a	W	63-57
2/19/07	h	W	62-59
1/31/08	h	W	77-59
2/24/08	a	W	74-58
2/1/09	h	W	49-41
2/22/09	a	W	89-54
3/5/09	n	L	69-81
1/11/10	h	W	72-58
2/8/10	a	W	68-53
1/9/11	a	W	64-53
2/17/11	h	W	72-46
1/29/12	a	W	63-54
2/26/12	h	W	62-50
1/6/13	a	W	81-59
2/28/13	h	W	74-48
1/8/14	a	W	89-68
1/30/14	h	L	79-80(ot)
1/4/15	h	W	74-66
2/22/15	a	W	71-59
3/4/15	n	W	80-53
1/24/16	a	W	76-63
2/14/16	h	W	77-48
1/29/17	a	L	61-62
2/23/17	h	W	72-58
12/31/17	h	W	66-33
2/4/18	a	W	60-48
2/28/18	n	W	61-52
1/17/19	a	L	61-71
2/21/19	h	W	75-53
1/12/20	h	W	49-47
3/1/20	a	W	56-44
1/7/21	a	W	67-55
2/4/21	h	W	71-69
3/5/21	n	W	60-57
1/30/22	a	W	69-62
2/13/22	h	W	92-84 (ot)
1/26/23	h	W	85-74
2/9/23	a	L	41-57

SERIES

Home: 23-17, Away: 18-25, Neutral: 4-4

COASTAL CAROLINA

GT LEADS 1-0

DATE	H/A	RESULT	SCORE
2/22/88	h	W	92-60

SERIES

Home: 1-0, Away: 0-0, Neutral: 0-0

COLLEGE OF CHARLESTON

GT LEADS 2-0

DATE	H/A	RESULT	SCORE
11/23/05	h	W	66-50
12/20/06	a	W	82-50

SERIES

Home: 1-0, Away: 1-0, Neutral: 0-0

COLORADO

GT LEADS 1-0

DATE	H/A	RESULT	SCORE
11/21/84	h	W	76-56

SERIES

Home: 1-0, Away: 0-0, Neutral: 0-0

CONNECTICUT

UCONN LEADS 2-1

DATE	H/A	RESULT	SCORE
11/16/08	a	L	71-82
11/21/10	h	L	51-71
12/9/21	h	W	57-44

SERIES

Home: 1-1, Away: 0-1, Neutral: 0-0

COLUMBIA

GT LEADS 1-0

DATE	H/A	RESULT	SCORE
1/22/86	h	W	87-69

SERIES

Home: 1-0, Away: 0-0, Neutral: 0-0

CONVERSE

GT LEADS 3-0

DATE	H/A	RESULT	SCORE
1977-78		W	83-62
		W	86-67
12/1/84	h	W	116-31

SERIES

Home: 1-0, Away: 0-0, Neutral: 0-0

COPPIN STATE

GT LEADS 2-0

DATE	H/A	RESULT	SCORE
1/15/92	h	W	100-42
11/8/13	h	W	79-57

SERIES

Home: 2-0, Away: 0-0, Neutral: 0-0

CORNELL

GT LEADS 2-0

DATE	H/A	RESULT	SCORE
12/3/94	h	W	90-66
11/24/00	h	W	74-68

SERIES

Home: 2-0, Away: 0-0, Neutral: 0-0

SERIES HISTORY

COVENANT

GT LEADS 8-0

DATE	H/A	RESULT	SCORE
1976-77		W	62-26
		W	59-37
1977-78		W	85-52
		W	69-50
1978-79	h	W	90-60
2/12/79	a	W	92-65
12/1/81	h	W	75-36
11/29/82		W	forfeit

SERIES

Home: 2-0, Away: 1-0, Neutral: 0-0

DARTMOUTH

GT LEADS 1-0

DATE	H/A	RESULT	SCORE
12/17/00	h	W	79-62

SERIES

Home: 1-0, Away: 0-0, Neutral: 0-0

DAVIDSON

GT LEADS 3-1

DATE	H/A	RESULT	SCORE
12/3/97	h	L	72-90
11/21/98	a	W	88-70
12/2/03	h	W	60-54
11/9/07	h	W	69-50

SERIES

Home: 2-1, Away: 1-0, Neutral: 0-0

DAYTON

SERIES TIED 1-1

DATE	H/A	RESULT	SCORE
11/25/16	n	W	81-62
12/21/18	n	L	66-85

SERIES

Home: 0-0, Away: 0-0, Neutral: 1-1

DEKALB CENTRAL

DEKALB CENTRAL LEADS 2-0

DATE	H/A	RESULT	SCORE
1974-75		L	25-83
		L	49-94

SERIES

Home: 0-0, Away: 0-0, Neutral: 0-0

DEKALB SOUTH

GT LEADS 2-0

DATE	H/A	RESULT	SCORE
1974-75		W	56-48
		W	56-45

SERIES

Home: 0-0, Away: 0-0, Neutral: 0-0

DEPAUL

GT LEADS 1-0

DATE	H/A	RESULT	SCORE
3/17/07	n	W	55-54

SERIES

Home: 0-0, Away: 0-0, Neutral: 1-0

DRAKE

DRAKE LEADS 1-0

DATE	H/A	RESULT	SCORE
------	-----	--------	-------

2/25/83 n L 63-83

SERIES

Home: 0-0, Away: 0-0, Neutral: 0-1

DREXEL

GT LEADS 1-0

DATE	H/A	RESULT	SCORE
11/28/96	h	W	84-65

SERIES

Home: 1-0, Away: 0-0, Neutral: 0-0

DUKE

DUKE LEADS 63-11

DATE	H/A	RESULT	SCORE
1/13/79	a	L	55-70
1/21/80	h	L	71-72
2/6/81	a	L	51-74
11/27/81	a	L	50-62
2/6/82	h	W	64-61
1/3/83	h	L	43-55
1/31/83	a	L	40-80
1/7/84	h	L	72-74
2/11/84	a	L	61-69
1/12/85	h	L	58-65
1/25/85	a	L	67-75
1/11/86	h	L	69-78
1/25/86	a	L	61-77
1/26/87	a	L	66-85
2/7/87	h	L	72-86
1/15/88	a	L	71-77(ot)
1/30/88	h	L	71-80
1/28/89	a	W	97-94(ot)
2/25/89	h	L	71-78
1/13/90	a	L	68-72
1/27/90	h	W	78-74
1/26/91	h	L	79-93
2/24/91	a	L	76-89
1/3/92	a	L	76-80
3/2/92	h	W	75-53
1/29/93	a	W	86-80(ot)
2/26/93	h	W	72-67
1/14/94	a	L	59-77
2/27/94	h	W	61-56
1/18/95	h	L	71-80
2/18/95	a	L	68-77
1/17/96	a	L	66-78
2/17/96	h	L	55-70
12/12/96	a	L	65-74
1/27/97	h	L	58-83
1/4/98	a	L	56-87
2/5/98	h	L	55-58
2/27/98	n	L	56-100
1/7/99	a	L	46-113
2/7/99	h	L	73-74
1/9/00	h	L	45-64
2/11/00	a	L	51-83
3/5/00	n	L	56-77
1/11/01	a	L	83-86
2/12/01	h	L	54-74
12/30/01	h	L	60-76
1/31/02	a	L	50-86
1/13/03	h	L	59-79
2/13/03	a	L	43-82
3/9/03	n	L	52-76
1/8/04	h	L	45-77
2/7/04	a	L	41-81
1/17/05	a	L	59-82
2/20/05	h	L	55-73
1/11/06	h	L	59-67
1/10/07	a	L	51-83
1/24/08	h	L	47-73
1/25/09	a	L	34-60
2/19/10	h	L	50-64
3/6/10	n	L	55-67
1/21/11	a	L	32-69
3/5/11	n	L	66-74
1/18/12	h	L	62-79
12/6/12	a	L	52-85

1/5/14	h	L	47-64
3/7/14	n	L	52-82
2/26/15	h	W	71-62
2/21/16	a	W	64-59
1/5/17	h	L	68-75
2/1/18	a	L	59-77
1/10/19	h	W	70-64
1/26/20	a	L	58-46
2/1/22	a	W	59-46
1/15/23	h	L	47-65

SE/RIES

Home: 7-26, Away: 4-31, Neutral: 0-6

EAST CAROLINA

EAST CAROLINA LEADS 2-1

DATE	H/A	RESULT	SCORE
1/24/82	h	L	46-80
2/5/84	a	L	56-61(ot)
12/31/02	h	W	88-75

SERIES

Home: 1-1, Away: 0-1, Neutral: 0-0

EAST TENNESSEE ST

GT LEADS 6-0

DATE	H/A	RESULT	SCORE
11/24/90	h	W	89-62
2/3/93	h	W	88-55
2/9/94	a	W	88-73
11/29/02	h	W	85-35
12/15/19	h	W	87-48
11/17/21	a	W	65-42

SERIES

Home: 4-0, Away: 2-0, Neutral: 0-0

EASTERN WASHINGTON

GT LEADS 1-0

DATE	H/A	RESULT	SCORE
11/24/01	h	W	91-36

SERIES

Home: 1-0, Away: 0-0, Neutral: 0-0

ELON

GT LEADS 2-0

DATE	H/A	RESULT	SCORE
11/26/99	h	W	85-53
3/19/15	h	W	80-53

SERIES

Home: 2-0, Away: 0-0, Neutral: 0-0

EMORY

GT LEADS 1-0

DATE	H/A	RESULT	SCORE
1974-75		W	52-28

SERIES

Home: 0-0, Away: 0-0, Neutral: 0-0

ERSKINE

ERSKINE LEADS 1-0

DATE	H/A	RESULT	SCORE
1/18/79	h	L	54-74

SERIES

Home: 0-1, Away: 0-0, Neutral: 0-0

FAIRFIELD

GT LEADS 1-0

DATE	H/A	RESULT	SCORE
12/30/94	a	W	111-66

SERIES

Home: 0-0, Away: 1-0, Neutral: 0-0

FLORIDA

GT LEADS 1-0

DATE	H/A	RESULT	SCORE
12/5/86	n	W	82-72

SERIES

Home: 0-0, Away: 0-0, Neutral: 1-0

FLORIDA ATLANTIC

GT LEADS 1-0

DATE	H/A	RESULT	SCORE
11/21/03	a	W	73-62

SERIES

Home: 0-0, Away: 1-0, Neutral: 0-0

FLORIDA A&M

GT LEADS 2-0

DATE	H/A	RESULT	SCORE
12/31/03	h	W	84-45
12/30/08	h	W	77-42

SERIES

Home: 2-0, Away: 0-0, Neutral: 0-0

FLORIDA GULF COAST

GT LEADS 1-0

DATE	H/A	RESULT	SCORE
11/21/09	h	W	58-48

SERIES

Home: 1-0, Away: 0-0, Neutral: 0-0

FLORIDA INTERNATIONAL

GT LEADS 3-0

DATE	H/A	RESULT	SCORE
12/16/80	a	W	79-43
12/29/09	a	W	68-57
12/30/12	a	W	65-63

SERIES

Home: 0-0, Away: 3-0, Neutral: 0-0

FLORIDA STATE

FSU LEADS 30-25

DATE	H/A	RESULT	SCORE
1974-75	a	L	22-58
11/20/80	h	W	97-84
12/11/91	a	W	70-68
1/11/92	h	L	66-77
1/18/93	h	L	71-79
2/12/93	a	W	61-46
12/18/93	a	W	65-62
2/1/94	h	W	63-51
1/23/95	h	L	58-60
1/30/95	a	W	68-57
1/22/96	h	W	97-65
1/31/96	a	L	85-90(3ot)
2/29/96	n	L	51-64
1/21/97	h	W	75-51
2/10/97	a	W	68-60
1/18/98	h	L	53-88
2/19/98	a	L	56-77
1/2/99	h	W	92-70
1/31/99	a	W	86-78
1/16/00	a	L	64-93
2/17/00	h	L	74-77
1/5/01	h	L	65-66
2/5/01	a	L	69-89
12/5/01	h	L	78-87
1/20/02	a	W	73-56

SERIES HISTORY

1/20/03	a	L	47-66
2/19/03	h	W	86-56
3/8/03	n	W	64-59
1/2/04	h	W	66-59
1/25/04	a	W	73-62
1/6/05	a	W	59-58
2/27/05	h	L	49-51
2/2/06	h	L	54-59
2/9/07	a	L	52-63
2/3/08	h	W	83-73
1/18/09	a	L	49-59
2/15/10	h	L	59-69
2/11/11	a	L	60-73
1/22/12	a	W	79-55
1/3/13	h	L	78-85
1/25/13	a	L	71-76
2/27/14	a	W	86-78
2/1/15	h	W	79-71
1/10/16	a	L	69-75
1/26/17	h	L	63-69
2/25/18	a	L	61-64
3/3/19	h	L	55-64
1/9/20	a	W	67-52
2/23/20	h	W	65-62
1/24/21	h	W	66-58
2/18/21	a	W	62-48
1/13/22	h	W	68-64
2/24/22	a	L	63-65 (ot)
1/1/23	h	L	58-99
2/19/23	a	L	66-80

SERIES			
Home: 10-15, Away: 13-14, Neutral: 1-1			

FORDHAM

GT LEADS 5-0			
DATE	H/A	RESULT	SCORE
12/28/84	n	W	77-56
12/6/87	a	W	79-78
12/30/92	n	W	69-68
12/8/01	a	W	51-49
12/21/02	h	W	69-53

SERIES			
Home: 1-0, Away: 2-0, Neutral: 2-0			

FORT VALLEY

FORT VALLEY LEADS 1-0			
DATE	H/A	RESULT	SCORE
1974-75	n	L	39-76

SERIES			
Home: 0-0, Away: 0-0, Neutral: 0-1			

FRESNO STATE

GT LEADS 1-0			
DATE	H/A	RESULT	SCORE
12/30/00	h	W	87-56

SERIES			
Home: 1-0, Away: 0-0, Neutral: 0-0			

FURMAN

GT LEADS 10-2			
DATE	H/A	RESULT	SCORE
1977-78		L	77-79
1/12/79	a	W	88-68
1/14/80	h	W	98-50
2/16/81	a	W	83-54
12/31/85	h	W	85-81
11/25/89	h	L	92-108
12/21/90	a	W	89-85
2/16/93	h	W	86-72
1/19/94	a	W	79-63
11/28/94	h	W	78-60
12/12/21	h	W	63-36
12/21/22	h	W	82-41

SERIES			
Home: 5-1, Away: 4-0, Neutral: 0-0			

GEORGE WASHINGTON

GT LEADS 1-0			
DATE	H/A	RESULT	SCORE
11/22/18	n	W	70-55

SERIES			
Home: 0-0, Away: 0-0, Neutral: 1-0			

GEORGETOWN

SERIES TIED 1-1			
DATE	H/A	RESULT	SCORE
11/25/10	n	L	58-67
3/20/12	n	W	76-64

SERIES			
Home: 0-0, Away: 0-0, Neutral: 1-1			

GEORGIA

GEORGIA LEADS 37-8			
DATE	H/A	RESULT	SCORE
1974-75	a	L	38-96
1975-76	a	L	22-77
	a	L	35-60
11/30/79	a	L	78-97
1/16/80	h	L	77-78
11/28/80	h	L	51-91
1/12/81	a	L	53-79
2/26/81	n	L	70-89
12/4/81	a	L	43-86
2/8/82	h	L	52-69
12/4/82	a	L	56-90
12/2/83	n	L	52-89
11/29/84	h	L	69-100
12/2/85	a	L	58-93
1/29/87	h	L	57-72
12/2/87	a	L	71-92
11/28/88	h	L	58-73
11/29/89	a	L	70-85
12/15/93	n	L	52-67
12/13/94	n	L	81-113
1/18/99	n	L	82-88
1/20/00	n	L	58-86
12/8/00	n	L	61-78
12/27/01	n	L	52-69
12/27/02	n	W	65-61
12/27/03	n	L	62-78
12/3/04	h	W	55-49
12/4/05	a	L	66-72
12/3/06	h	L	69-79
12/2/07	a	L	64-71
12/5/08	h	W	57-42
12/6/09	a	L	50-56
12/5/10	h	W	69-53
12/4/11	a	L	68-75
12/2/12	h	L	50-60
11/24/13	a	L	56-63
11/23/14	h	L	57-64
11/22/15	a	L	66-78
11/20/16	h	W	52-45
12/17/17	a	L	53-60
11/18/18	h	W	63-53
11/17/19	a	W	73-40
11/29/20	h	L	69-75
12/5/21	a	W	55-54
11/20/22	h	L	52-66

SERIES			
Home: 5-11, Away: 2-17, Neutral: 1-9			

GEORGIA BAPTIST

GT LEADS 5-1			
DATE	H/A	RESULT	SCORE
1974-75		L	38-50
1976-77		W	68-47

	W	63-40
	W	60-46
1977-78	W	100-38
	W	88-43

SERIES			
Home: 0-0, Away: 0-0, Neutral: 0-0			

GEORGIA COLLEGE

GT LEADS 3-1			
DATE	H/A	RESULT	SCORE
1977-78		L	79-86
		W	83-70
11/18/78	h	W	85-49
12/9/78	a	W	86-50

SERIES			
Home: 1-0, Away: 1-0, Neutral: 0-0			

GEORGIA SOUTHERN

GSU LEADS 7-4			
DATE	H/A	RESULT	SCORE
11/14/79	a	L	56-62
1/5/80	h	L	77-81
2/21/80	n	L	51-87
1/31/81	a	L	60-87
2/24/81	h	L	64-80
2/13/85	h	W	75-57
2/13/86	h	W	79-71
1/15/87	a	L	65-75
12/2/88	n	L	60-61
12/12/94	h	W	79-66
12/9/07	h	W	78-50

SERIES			
Home: 4-2, Away: 0-3, Neutral: 0-2			

GEORGIA SOUTHWESTERN

GT LEADS 4-0			
DATE	H/A	RESULT	SCORE
1/29/79	h	W	67-42
2/16/79	a	W	90-68
11/19/81	h	W	78-56
12/2/82	h	W	74-60

SERIES			
Home: 3-0, Away: 1-0, Neutral: 0-0			

GEORGIA STATE

GT LEADS 30-11			
DATE	H/A	RESULT	SCORE
1975-76		L	30-80
		L	40-101
11/20/79	h	L	62-85
2/5/80	a	L	57-75
1/5/81	a	L	52-73
1/21/81	h	L	70-76
1/19/82	h	W	57-51
2/20/82	a	W	71-67
1/19/83	h	L	69-73
2/7/83	a	L	64-69
12/17/83	n	W	80-43
1/31/84	h	W	83-70
2/9/84	a	L	56-59
2/7/85	a	W	69-68 (ot)
2/23/85	h	W	80-75
2/24/86	h	L	75-80
12/14/93	a	W	82-58
2/13/95	h	W	107-62
1/29/96	a	W	76-60
2/4/97	h	W	76-56
11/18/97	a	W	73-59
12/19/98	h	L	56-66
11/23/99	a	W	75-51
11/29/00	h	W	75-70
12/18/01	a	W	71-68
12/18/02	h	W	65-46
12/6/03	a	W	69-64

11/19/04	h	W	72-30
11/30/05	a	W	60-51
11/16/06	h	W	83-41
12/22/07	a	W	79-67
11/26/08	h	W	74-56
12/22/09	a	W	62-50
11/12/10	h	W	66-56
12/16/11	a	W	85-50
12/3/16	h	W	73-42
11/21/17	h	W	75-51
12/2/18	a	W	78-71
11/20/19	h	W	69-28
11/25/20	h	W	62-38
11/10/22	h	W	60-42

SERIES			
Home: 16-5, Away: 13-4, Neutral: 1-0			

GORDON

GT LEADS 2-0			
DATE	H/A	RESULT	SCORE
1974-75		W	51-33
		W	47-36

SERIES			
Home: 0-0, Away: 0-0, Neutral: 0-0			

GRAMBLING STATE

GT LEADS 3-0			
DATE	H/A	RESULT	SCORE
12/5/04	h	W	66-52
11/25/14	h	W	97-64
11/10/19	h	W	89-42

SERIES			
Home: 3-0, Away: 0-0, Neutral: 0-0			

HAMPTON

GT LEADS 2-0			
DATE	H/A	RESULT	SCORE
12/28/09	n	W	63-54
12/30/13	h	W	89-70

SERIES			
Home: 1-0, Away: 0-0, Neutral: 1-0			

HAWAII

GT LEADS 1-0			
DATE	H/A	RESULT	SCORE
3/28/92	n	W	90-72

SERIES			
Home: 0-0, Away: 0-0, Neutral: 1-0			

HIGH POINT

GT LEADS 1-0			
DATE	H/A	RESULT	SCORE
11/27/15	n	W	81-61

SERIES			
Home: 0-0, Away: 0-0, Neutral: 1-0			

HOFSTRA

GT LEADS 4-0			
DATE	H/A	RESULT	SCORE
12/4/92	h	W	111-62
11/27/99	h	W	89-61
12/21/00	a	W	77-74
11/24/21	h	W	65-32

SERIES			
Home: 3-0, Away: 1-0, Neutral: 1-0			

SERIES HISTORY

HOUSTON

SERIES TIED 1-1

DATE	H/A	RESULT	SCORE
11/9/18	a	L	89-95 (2ot)
11/5/19	h	W	69-38

SERIES

Home: 1-0, Away: 0-1, Neutral: 0-0

HOWARD

GT LEADS 1-0

DATE	H/A	RESULT	SCORE
12/17/88	n	W	87-82

SERIES

Home: 0-0, Away: 0-0, Neutral: 1-0

IDAHO STATE

GT LEADS 1-0

DATE	H/A	RESULT	SCORE
11/23/18	n	W	74-51

SERIES

Home: 0-0, Away: 0-0, Neutral: 1-0

ILLINOIS

GT LEADS 2-0

DATE	H/A	RESULT	SCORE
11/25/95	h	W	70-60
12/4/13	h	W	93-69

SERIES

Home: 2-0, Away: 0-0, Neutral: 0-0

IONA

GT LEADS 1-0

DATE	H/A	RESULT	SCORE
12/20/87	a	W	108-88

SERIES

Home: 0-0, Away: 1-0, Neutral: 0-0

IOWA

GT LEADS 2-0

DATE	H/A	RESULT	SCORE
11/28/07	a	W	76-57
3/22/09	a	W	76-62

SERIES

Home: 0-0, Away: 2-0, Neutral: 0-0

IOWA STATE

IOWA STATE LEADS 1-0

DATE	H/A	RESULT	SCORE
3/2/08	n	L	55-58

SERIES

Home: 0-0, Away: 0-0, Neutral: 0-1

INDIANA

INDIANA LEADS 1-0

DATE	H/A	RESULT	SCORE
12/2/15	a	L	60-69

SERIES

Home: 0-0, Away: 0-1, Neutral: 0-0

IUPUI

TECH LEADS 1-0

DATE	H/A	RESULT	SCORE
12/20/15	a	W	60-50

SERIES

Home: 1-0, Away: 0-0, Neutral: 0-0

JACKSON STATE

GT LEADS 1-0

DATE	H/A	RESULT	SCORE
1/2/08	h	W	79-42

SERIES

Home: 1-0, Away: 0-0, Neutral: 0-0

JACKSONVILLE

GT LEADS 2-0

DATE	H/A	RESULT	SCORE
12/10/06	h	W	81-52
3/16/17	h	W	71-55

SERIES

Home: 2-0, Away: 0-0, Neutral: 0-0

JACKSONVILLE STATE

GT LEADS 1-0

DATE	H/A	RESULT	SCORE
1/2/11	h	W	81-52

SERIES

Home: 1-0, Away: 0-0, Neutral: 0-0

JAMES MADISON

GT LEADS 1-0

DATE	H/A	RESULT	SCORE
11/27/03	n	W	60-53

SERIES

Home: 0-0, Away: 0-0, Neutral: 1-0

KANSAS

KANSAS LEADS 1-0

DATE	H/A	RESULT	SCORE
3/18/22	n	L	58-77

SERIES

Home: 0-0, Away: 0-0, Neutral: 0-1

KANSAS STATE

KANSAS STATE LEADS 2-0

DATE	H/A	RESULT	SCORE
11/16/01	h	L	70-74
11/17/02	a	L	59-83

SERIES

Home: 0-1, Away: 0-1, Neutral: 0-0

KENNESAW STATE

GT LEADS 15-0

DATE	H/A	RESULT	SCORE
11/26/82	a	W	68-55
12/6/06	h	W	81-43
12/30/07	h	W	83-68
11/19/08	h	W	77-49
12/18/09	a	W	94-48
11/17/10	h	W	79-60
11/22/11	h	W	94-51
11/13/12	h	W	80-51
11/19/14	h	W	77-47
11/16/16	a	W	86-49
11/15/17	h	W	86-48
12/16/18	h	W	60-35
12/8/19	a	W	63-47
11/11/21	h	W	72-45
11/13/22	h	W	65-39

SERIES

Home: 11-0, Away: 4-0, Neutral: 1-0

KENTUCKY

KENTUCKY LEADS 1-0

DATE	H/A	RESULT	SCORE
1/15/06	n	L	62-66

SERIES

Home: 0-0, Away: 0-0, Neutral: 1-0

LAFAYETTE

GT LEADS 3-0

DATE	H/A	RESULT	SCORE
12/3/89	n	W	89-64
12/10/94	h	W	95-38
12/30/98	h	W	100-52

SERIES

Home: 2-0, Away: 0-0, Neutral: 1-0

LIPSCOMB

GT LEADS 1-0

DATE	H/A	RESULT	SCORE
12/29/14	h	W	71-53

SERIES

Home: 1-0, Away: 0-0, Neutral: 0-0

LONG ISLAND

GT LEADS 3-0

DATE	H/A	RESULT	SCORE
11/18/01	a	W	80-49
11/26/02	h	W	82-47
11/28/09	a	W	73-56

SERIES

Home: 1-0, Away: 2-0, Neutral: 0-0

LONGWOOD

GT LEADS 2-0

DATE	H/A	RESULT	SCORE
12/20/05	h	W	81-41
2/25/07	h	W	75-46

SERIES

Home: 2-0, Away: 0-0, Neutral: 0-0

LOUISIANA TECH

GT LEADS 1-0

DATE	H/A	RESULT	SCORE
12/30/14	h	W	96-81

SERIES

Home: 1-0, Away: 0-0, Neutral: 0-0

LOUISVILLE

LOUISVILLE LEADS 10-0

DATE	H/A	RESULT	SCORE
1/2/15	a	L	48-75
1/3/16	h	L	65-78
3/4/16	n	L	50-60
1/18/17	a	L	51-91
12/28/17	h	L	71-74
1/13/19	a	L	44-61
2/20/20	h	L	58-47
2/11/21	a	L	70-85
1/2/22	h	L	48-50
1/5/23	a	L	55-63

SERIES

Home: 0-4, Away: 0-5, Neutral: 0-1

LOYOLA CHICAGO

GT LEADS 2-0

DATE	H/A	RESULT	SCORE
11/14/14	a	W	92-57
11/13/15	h	W	84-77

SERIES

Home: 1-0, Away: 1-0, Neutral: 0-0

LOYOLA MARYMOUNT

GT LEADS 1-0

DATE	H/A	RESULT	SCORE
12/2/89	n	W	81-53

SERIES

Home: 0-0, Away: 0-0, Neutral: 1-0

LSU

LSU LEADS 1-0

DATE	H/A	RESULT	SCORE
3/23/14	n	L	78-98

SERIES

Home: 0-0, Away: 0-0, Neutral: 0-1

MAINE

GT LEADS 1-0

DATE	H/A	RESULT	SCORE
12/18/88	n	W	82-62

SERIES

Home: 0-0, Away: 0-0, Neutral: 1-0

MANHATTAN

GT LEADS 2-0

DATE	H/A	RESULT	SCORE
12/3/95	a	W	90-61
12/30/96	h	W	105-63

SERIES

Home: 1-0, Away: 1-0, Neutral: 0-0

MARIST

GT LEADS 2-0

DATE	H/A	RESULT	SCORE
12/19/87	a	W	66-45
12/7/91	a	W	93-63

SERIES

Home: 0-0, Away: 2-0, Neutral: 0-0

MARQUETTE

GT LEADS 2-0

DATE	H/A	RESULT	SCORE
11/19/11	a	W	74-63
11/18/12	h	W	76-72

SERIES

Home: 1-0, Away: 1-0, Neutral: 0-0

MARS HILL

MARS HILL LEADS 1-0

DATE	H/A	RESULT	SCORE
12/2/78	a	L	53-81

SERIES

Home: 0-0, Away: 0-1, Neutral: 0-0

MARSHALL

GT LEADS 1-0

DATE	H/A	RESULT	SCORE
1/4/86	h	W	83-81

SERIES HISTORY

SERIES

Home: 1-0, Away: 0-0, Neutral: 0-0

MARYLAND

MARYLAND LEADS 50-18

DATE	H/A	RESULT	SCORE
11/27/79	a	L	78-94
11/18/80	h	L	64-82
2/17/82	a	L	64-77
12/15/82	a	L	54-88
1/10/83	h	L	57-69
2/14/83	a	L	59-80
1/16/84	h	L	48-67
12/12/84	a	L	52-68
1/14/85	h	L	67-69
12/21/85	a	L	65-80
1/13/86	h	W	73-66
1/6/87	h	W	81-80(ot)
2/16/87	a	L	76-93
1/3/88	a	L	80-83
2/16/88	h	L	70-92
3/5/88	n	L	74-102
1/4/89	h	L	60-85
2/6/89	a	L	74-106
1/18/90	h	W	70-68
1/30/90	a	L	52-83
1/13/91	h	L	66-68
2/4/91	a	L	79-93
3/2/91	n	L	73-91
1/27/92	a	L	54-75
2/17/92	h	L	63-71
3/7/92	n	W	68-67
1/14/93	h	L	66-77
2/7/93	a	L	70-75
1/2/94	a	L	62-69
1/30/94	h	L	46-67
1/5/95	h	W	82-59
2/5/95	a	W	67-59
1/2/96	a	L	60-61
2/3/96	h	W	59-30
1/2/97	h	W	44-40
2/19/97	a	L	69-73
11/22/97	a	L	42-74
1/26/98	h	L	57-68
1/21/99	h	W	72-56
2/21/99	a	L	79-92
1/23/00	a	W	73-67
2/27/00	h	W	60-49
1/21/01	h	L	62-66
2/22/01	a	W	66-62
1/14/02	h	W	61-58
2/14/02	a	L	70-81(ot)
1/5/03	a	L	63-71
2/7/03	h	W	59-51
1/15/04	a	L	87-91
2/15/04	h	W	58-57
1/13/05	h	L	65-72
2/3/05	a	L	67-84
1/26/06	a	L	71-79
3/3/06	n	L	66-71
2/1/07	h	W	77-72
3/2/07	n	L	59-75
1/20/08	a	L	95-99(2ot)
2/19/09	h	L	79-87
2/5/10	a	W	61-60
2/3/11	h	L	53-56
3/4/11	n	W	70-64
1/6/12	a	L	74-77
2/6/12	h	L	64-56
3/4/12	n	L	65-68
1/20/13	h	L	57-66
1/19/14	a	L	81-92
2/23/14	h	L	62-79
11/29/18	a	L	54-67

SERIES

Home: 12-18, Away: 4-27, Neutral: 2-5

MARYLAND-EASTERN SHORE

GT LEADS 1-0

DATE	H/A	RESULT	SCORE
11/14/95	h	W	93-43

SERIES

Home: 1-0, Away: 0-0, Neutral: 0-0

MARYVILLE

GT LEADS 2-0

DATE	H/A	RESULT	SCORE
1976-77		W	50-28
1977-78		W	97-51

SERIES

Home: 1-0, Away: 0-0, Neutral: 0-0

MASSACHUSETTS

GT LEADS 1-0

DATE	H/A	RESULT	SCORE
12/31/05	h	W	57-43

SERIES

Home: 1-0, Away: 0-0, Neutral: 0-0

MCNEESE STATE

GT LEADS 1-0

DATE	H/A	RESULT	SCORE
11/30/13	n	W	69-60

SERIES

Home: 0-0, Away: 0-0, Neutral: 1-0

MERCER

GT LEADS 16-6

DATE	H/A	RESULT	SCORE
1/7/80	a	L	59-85
2/11/80	h	L	73-87
2/4/81	h	L	70-75
2/19/81	a	W	79-77
2/3/82	h	L	47-69
2/12/83	a	L	67-71
1/25/89	h	W	89-70
12/13/89	a	W	87-52
2/7/90	h	W	83-66
2/29/91	h	W	85-61
12/5/92	h	W	82-59
2/14/94	a	W	62-57
2/22/95	a	W	82-49
2/27/96	a	L	61-64
11/25/96	h	W	98-79
11/24/97	a	W	70-65(ot)
11/24/98	h	W	78-50
12/5/02	h	W	96-50
11/10/06	h	W	87-48
12/28/10	h	W	101-44
3/17/16	h	W	73-56
12/7/16	h	W	70-50

SERIES

Home: 11-3, Away: 5-3, Neutral: 0-0

MIAMI, FLA.

MIAMI LEADS 21-17

DATE	H/A	RESULT	SCORE
12/15/80	a	L	80-86
12/30/91	a	L	63-78
3/13/02	h	L	64-73
1/23/05	a	W	62-46
3/4/05	n	L	58-60
1/5/06	h	L	63-75
2/26/06	a	L	85-90(2ot)
3/2/06	n	W	79-62
1/15/07	h	W	52-37
2/15/07	a	W	66-45

3/1/07	n	W	66-52
1/13/08	h	W	68-65
2/7/08	a	L	52-54
3/6/08	n	W	76-49
1/12/09	a	W	68-50
2/29/09	h	W	68-42
1/27/10	h	W	80-73(ot)
2/21/10	a	W	77-73
1/30/11	a	L	74-84(ot)
2/27/11	h	L	59-70
1/9/12	h	L	65-77
1/17/13	a	L	65-71
2/24/13	h	W	68-64
2/9/14	a	W	89-87
2/15/15	a	L	59-64
2/11/16	h	L	55-58
2/26/17	a	L	70-75
3/2/17	n	L	71-87
2/22/18	h	W	70-51
2/28/19	a	L	56-69
1/2/20	h	W	61-54
1/30/20	a	L	54-49 (ot)
1/28/21	a	W	70-56
2/16/21	h	W	67-56
1/16/22	a	L	45-46
2/20/22	h	L	39-51
1/12/23	h	L	60-69
2/5/23	a	L	58-64

SERIES

Home: 8-6, Away: 6-13, Neutral: 3-2

MIAMI, OHIO

GT LEADS 1-0

DATE	H/A	RESULT	SCORE
11/30/02	h	W	78-62

SERIES

Home: 1-0, Away: 0-0, Neutral: 0-0

MICHIGAN

MICHIGAN LEADS 2-0

DATE	H/A	RESULT	SCORE
12/16/16	h	L	52-92
4/1/17	n	L	79-89 (OT3)

SERIES

Home: 0-1, Away: 0-0, Neutral: 0-1

MICHIGAN STATE

GT LEADS 2-1

DATE	H/A	RESULT	SCORE
12/3/08	h	W	70-57
12/4/14	a	L	73-79 (OT)
12/1/22	a	W	66-63

SERIES

Home: 1-0, Away: 1-1, Neutral: 0-0

MIDDLE TENNESSEE ST.

GT LEADS 5-0

DATE	H/A	RESULT	SCORE
12/3/10	h	W	68-48
12/11/11	a	W	58-47
12/22/16	a	W	61-60
3/23/17	h	W	70-57
12/3/17	h	W	48-45

SERIES

Home: 3-0, Away: 1-0, Neutral: 2-0

MINNESOTA

SERIES TIED 2-2

DATE	H/A	RESULT	SCORE
12/1/90	a	W	84-69
12/13/92	a	W	82-62

12/1/93	h	L	73-77(ot)
11/30/14	n	L	69-72

SERIES

Home: 0-1, Away: 2-0, Neutral: 0-1

MISSISSIPPI STATE

MISSISSIPPI STATE LEADS 4-1

DATE	H/A	RESULT	SCORE
12/9/99	h	L	56-71
12/3/00	a	L	68-88
3/15/01	a	L	73-77
12/30/06	h	L	56-62
12/16/07	a	W	70-58

SERIES

Home: 0-2, Away: 1-2, Neutral: 0-0

MISSISSIPPI UNIV. FOR WOMEN

GT LEADS 2-0

DATE	H/A	RESULT	SCORE
1/28/82	h	W	75-59
11/25/83	n	W	76-61

SERIES

Home: 1-0, Away: 0-0, Neutral: 1-0

MISSISSIPPI VALLEY ST.

GT LEADS 4-0

DATE	H/A	RESULT	SCORE
12/30/04	h	W	74-41
12/18/07	a	W	79-67
11/22/08	h	W	72-37
12/13/09	h	W	89-41

SERIES

Home: 3-0, Away: 1-0, Neutral: 0-0

MISSOURI

GT LEADS 2-0

DATE	H/A	RESULT	SCORE
11/27/10	n	W	61-46
11/26/16	n	W	72-70

SERIES

Home: 0-0, Away: 0-0, Neutral: 2-0

MONMOUTH

GT LEADS 2-0

DATE	H/A	RESULT	SCORE
11/28/87	h	W	76-70
12/19/99	a	W	79-68

SERIES

Home: 1-0, Away: 1-0, Neutral: 0-0

MORGAN STATE

GT LEADS 1-0

DATE	H/A	RESULT	SCORE
11/16/14	h	W	105-76

SERIES

Home: 1-0, Away: 0-0, Neutral: 0-0

MORRIS BROWN

GT LEADS 3-0

DATE	H/A	RESULT	SCORE
1976-77		W	75-27
2/1/79	h	W	74-55
2/23/02	h	W	111-40

SERIES

Home: 2-0, Away: 0-0, Neutral: 0-0

SERIES HISTORY

MOUNT ST. MARY'S

GT LEADS 1-0

DATE	H/A	RESULT	SCORE
11/25/00	h	W	102-90

SERIES

Home: 1-0, Away: 0-0, Neutral: 0-0

NEBRASKA

GT LEADS 2-0

DATE	H/A	RESULT	SCORE
3/27/92	n	W	73-68
11/30/11	h	W	73-57

SERIES

Home: 1-0, Away: 0-0, Neutral: 1-0

NEW HAMPSHIRE

GT LEADS 1-0

DATE	H/A	RESULT	SCORE
12/2/95	n	W	90-72

SERIES

Home: 0-0, Away: 0-0, Neutral: 1-0

NORTH CAROLINA

NORTH CAROLINA LEADS 61-21

DATE	H/A	RESULT	SCORE
1/9/80	h	L	61-93
1/24/81	a	L	75-82
11/28/81	a	L	58-81
1/23/82	h	L	64-68(Omni)
1/6/83	h	L	58-99
1/29/83	a	L	58-96
3/4/83	n	L	80-85
1/28/84	a	L	73-81
2/20/84	h	L	75-95
1/19/85	h	L	68-88
1/27/85	a	L	50-81
1/27/86	a	L	65-88
2/22/86	h	L	81-92(ot)
1/2/87	h	L	75-80
1/24/87	a	L	81-86
2/28/87	n	L	54-64
1/17/88	a	L	74-82
2/13/88	h	W	76-74
1/14/89	h	W	87-81
1/29/89	a	W	97-89
1/11/90	a	W	90-73
2/10/90	h	L	77-81
1/9/91	h	W	101-86
2/22/91	a	W	83-63
1/5/92	a	L	69-83
2/29/92	h	L	70-73
1/5/93	h	W	73-63
1/31/93	a	L	68-72(ot)
1/16/94	a	L	51-87
2/12/94	h	L	79-89
3/5/94	n	L	55-78
1/7/95	a	L	62-74
2/8/95	h	L	62-84
1/6/96	h	L	74-78
2/7/96	a	L	72-88
1/11/97	a	L	53-80
1/30/97	h	L	77-80
1/8/98	h	L	48-69
2/8/98	a	L	58-85
12/3/98	a	L	68-85
1/24/99	h	W	91-84
2/27/99	n	L	71-87
1/13/00	h	W	55-44
2/13/00	a	L	62-85
1/2/01	a	W	82-75
2/1/01	h	L	63-85
3/2/01	n	L	64-79
1/17/02	a	W	81-62
2/17/02	h	L	62-71

1/2/03	h	L	67-72
2/2/03	a	L	64-76
1/22/04	a	L	56-63
2/23/04	h	L	46-58
1/30/05	h	L	41-55
1/18/06	a	L	56-85
2/5/06	h	L	56-75
1/2/07	h	L	57-69
1/18/07	a	L	31-78
1/5/08	a	L	78-99
2/10/08	h	L	61-75
1/22/09	h	W	66-62
2/15/09	a	L	50-73
1/6/10	a	L	78-89
2/26/10	h	W	64-57
1/6/11	h	W	71-70
2/24/11	a	W	67-54
2/12/12	a	W	56-54
3/2/12	n	W	54-53
1/13/13	a	L	58-79
2/10/13	h	L	58-60
2/6/14	h	W	94-91
1/11/15	a	L	81-96
3/5/15	n	L	64-84
1/14/16	h	W	80-73
2/16/17	a	L	88-89
2/15/18	h	W	79-61
1/31/19	a	L	90-91
3/7/19	n	L	73-80
1/23/20	h	L	67-60 (ot)
2/25/21	a	L	59-84
1/23/22	h	W	55-38
1/22/23	a	L	57-70

SERIES

Home: 13-24, Away: 7-30, Neutral: 1-7

UNC ASHEVILLE

GT LEADS 4-1

DATE	H/A	RESULT	SCORE
1977-78		W	70-66
1978-79	a	W	73-60
1/20/79	h	L	95-102
12/3/88	n	W	78-63
11/23/01	h	W	88-56

SERIES

Home: 1-1, Away: 1-0, Neutral: 1-0

UNC WILMINGTON

GT LEADS 1-0

DATE	H/A	RESULT	SCORE
11/23/90	h	W	101-73

SERIES

Home: 1-0, Away: 0-0, Neutral: 0-0

NORTH CAROLINA A&T

GT LEADS 1-0

DATE	H/A	RESULT	SCORE
12/29/11	h	W	74-57

SERIES

Home: 1-0, Away: 0-0, Neutral: 0-0

NC STATE

NC STATE LEADS 51-25

DATE	H/A	RESULT	SCORE
1/12/80	a	L	38-97
2/8/80	n	L	48-99
1/3/81	h	L	55-74
1/4/81	h	L	62-76
1/30/82	a	L	48-75
1/8/83	h	L	61-83
1/24/83	a	L	61-77
1/4/84	h	L	52-65
2/13/84	a	L	63-78
1/3/85	h	L	70-87

2/3/85	a	L	73-83
3/1/85	n	L	60-87
1/2/86	h	L	69-77
2/7/86	a	L	57-92
1/10/87	a	L	63-74
2/21/87	h	L	69-78
1/9/88	h	W	94-74
2/5/88	a	W	83-74
1/7/89	a	L	70-100
2/18/89	h	L	79-87
1/2/90	h	W	79-78
2/16/90	a	L	55-80
1/4/91	a	L	79-97
2/16/91	h	L	74-98
1/17/92	h	W	83-72
2/23/92	a	L	70-86
1/8/93	a	W	86-79
2/19/93	h	W	92-89 (2ot)
1/7/94	h	W	75-60
2/18/94	a	L	53-71
1/15/95	h	L	67-81
2/16/95	a	L	64-80
3/3/95	n	L	70-88
1/15/96	a	L	63-68
2/14/96	h	L	64-73
1/5/97	h	W	73-72
2/23/97	a	L	69-82
1/2/98	h	L	63-75
2/1/98	a	L	60-85
12/5/98	a	W	74-73
1/28/99	h	L	73-93
11/30/99	h	L	70-80
2/24/00	a	W	69-52
3/4/00	n	W	71-62
12/6/00	a	L	63-77
2/15/01	h	L	68-74
1/6/02	a	L	63-75
2/7/02	h	W	69-57
1/26/03	h	W	64-54
2/27/03	a	W	78-60
2/1/04	a	L	71-75
2/26/04	h	W	76-61
2/10/05	h	L	59-83
2/12/06	a	L	53-65
2/11/07	h	W	69-62
1/17/08	a	W	67-63
2/8/09	h	W	67-54
2/28/10	a	L	46-54
2/13/11	h	W	74-65
1/2/12	a	W	76-66
2/2/12	h	W	75-68(ot)
3/3/12	n	W	87-61
1/27/13	h	L	66-78
2/17/13	a	W	79-70
1/26/14	h	L	73-80
2/12/15	h	L	64-65
1/7/16	a	L	57-65
2/9/17	h	L	67-75 (ot)
1/10/18	a	L	43-56
1/27/19	h	L	60-68
2/16/20	a	W	65-61
3/6/20	n	L	57-48
12/31/20	h	L	75-84
3/6/21	n	L	61-66
2/7/22	a	L	48-59
2/2/23	h	W	68-62

SERIES

Home: 14-22, Away: 9-23, Neutral: 2-5

NORTH GEORGIA

NORTH GEORGIA LEADS 3-1

DATE	H/A	RESULT	SCORE
1975-76		L	21-70
		L	25-78
		L	35-69
1/13/83	h	W	88-51

SERIES

Home: 1-0, Away: 0-0, Neutral: 0-0

NORTHERN IOWA

NORTHERN IOWA LEADS 1-0

DATE	H/A	RESULT	SCORE
11/26/15	n	L	58-61

SERIES

Home: 0-0, Away: 0-0, Neutral: 0-1

NORTHWESTERN

GT LEADS 3-1

DATE	H/A	RESULT	SCORE
3/17/93	a	L	62-90
12/18/06	a	W	82-68
11/21/07	h	W	55-46
12/1/10	h	W	67-63

SERIES

Home: 2-0, Away: 1-1, Neutral: 0-0

NOTRE DAME

NOTRE DAME LEADS 17-1

DATE	H/A	RESULT	SCORE
11/29/96	h	L	69-76
2/17/14	a	L	72-87
1/22/15	a	L	76-89
2/19/15	h	L	61-71
12/30/15	a	L	76-85
1/28/16	h	L	42-54
1/2/17	h	L	38-55
2/12/17	a	L	69-90
1/7/18	h	L	54-77
2/11/18	a	L	69-85
1/6/19	h	L	55-76
2/3/19	a	L	50-90
2/2/20	h	L	59-51
12/13/20	a	W	82-67
1/3/21	a	L	67-69
2/17/22	h	L	66-72 (ot)
3/4/22	n	L	53-71
2/23/23	a	L	53-76

SERIES

Home: 0-8, Away: 1-8, Neutral: 0-1

OHIO STATE

OHIO STATE LEADS 1-0

DATE	H/A	RESULT	SCORE
3/21/11	a	L	60-67

SERIES

Home: 0-0, Away: 0-1, Neutral: 0-0

OKLAHOMA

OKLAHOMA LEADS 1-0

DATE	H/A	RESULT	SCORE
11/15/09	a	L	64-70

SERIES

Home: 0-0, Away: 0-1, Neutral: 0-0

OKLAHOMA STATE

OKLAHOMA STATE LEADS 2-0

DATE	H/A	RESULT	SCORE
11/15/09	a	L	64-70
12/21/13	n	L	60-68

SERIES

Home: 0-0, Away: 0-1, Neutral: 0-1

OLD DOMINION

SERIES TIED 2-2

DATE	H/A	RESULT	SCORE
12/18/03	a	L	56-67
11/23/04	h	W	71-64

SERIES HISTORY

11/14/10	a	L	63-65
11/13/11	h	W	87-56

SERIES

Home: 2-0, Away: 0-2, Neutral: 0-0

OLE MISS

OLE MISS LEADS 1-0

DATE	H/A	RESULT	SCORE
3/22/15	a	L	48-63

SERIES

Home: 0-0, Away: 0-1, Neutral: 0-0

OREGON

GT LEADS 2-0

DATE	H/A	RESULT	SCORE
12/13/08	n	W	74-59
12/16/09	h	W	87-69

SERIES

Home: 1-0, Away: 0-0, Neutral: 1-0

PACIFIC

PACIFIC LEADS 1-0

DATE	H/A	RESULT	SCORE
12/19/89	a	L	68-88

SERIES

Home: 0-0, Away: 0-1, Neutral: 0-0

PENNSYLVANIA

GT LEADS 3-0

DATE	H/A	RESULT	SCORE
12/19/82	n	W	67-59
2/27/83	n	W	75-58
11/23/17	n	W	69-55

SERIES

Home: 0-0, Away: 0-0, Neutral: 3-0

PENN STATE

GT LEADS 1-0

DATE	H/A	RESULT	SCORE
12/2/09	a	W	64-60

SERIES

Home: 0-0, Away: 1-0, Neutral: 0-0

PEPPERDINE

GT LEADS 1-0

DATE	H/A	RESULT	SCORE
12/16/86	n	W	79-77

SERIES

Home: 0-0, Away: 0-0, Neutral: 1-0

PIEDMONT

GT LEADS 4-2

DATE	H/A	RESULT	SCORE
1976-77		L	38-61
		L	40-46
1977-78		W	81-66
		W	89-71
1/25/79	h	W	78-49
2/3/79	a	W	69-68

SERIES

Home: 1-0, Away: 1-0, Neutral: 0-0

PITTSBURGH

GT LEADS 8-4

DATE	H/A	RESULT	SCORE
12/30/99	h	L	69-75
2/3/14	a	W	77-66
1/18/15	h	L	72-75 (ot)
2/25/16	a	W	66-60
2/19/17	h	W	71-51
1/14/18	a	L	62-68
2/7/19	h	W	67-55
2/6/20	a	W	77-48
3/5/20	n	W	68-58
2/28/21	h	W	65-60
1/11/22	a	W	63-52
2/12/23	h	L	79-85 (2ot)

SERIES

Home: 3-3, Away: 4-1, Neutral: 1-0

PORTLAND STATE

GT LEADS 2-0

DATE	H/A	RESULT	SCORE
12/21/10	a	W	69-53
12/17/13	h	W	104-54

SERIES

Home: 1-0, Away: 1-0, Neutral: 0-0

PRAIRIE VIEW A&M

GT LEADS 2-0

DATE	H/A	RESULT	SCORE
11/19/10	h	W	61-37
12/15/15	h	W	96-48

SERIES

Home: 2-0, Away: 0-0, Neutral: 0-0

PRESBYTERIAN

GT LEADS 2-0

DATE	H/A	RESULT	SCORE
11/27/84	h	W	86-70
12/2/85	h	W	124-56

SERIES

Home: 2-0, Away: 0-0, Neutral: 0-0

PRINCETON

GT LEADS 4-0

DATE	H/A	RESULT	SCORE
12/21/03	a	W	67-66
11/28/04	h	W	60-50
12/29/16	h	W	67-51
11/19/17	a	W	67-56

SERIES

Home: 2-0, Away: 2-0, Neutral: 0-0

PURDUE

PURDUE LEADS 3-1

DATE	H/A	RESULT	SCORE
3/19/07	n	L	63-76
11/28/12	a	L	73-85
11/30/17	h	W	68-55
12/1/21	a	L	52-53

SERIES

Home: 1-0, Away: 0-2, Neutral: 0-1

QUEENS COLLEGE

GT LEADS 1-0

DATE	H/A	RESULT	SCORE
1/18/84	h	W	84-56

SERIES

Home: 1-0, Away: 0-0, Neutral: 0-0

QUINNIPIAC

GT LEADS 1-0

DATE	H/A	RESULT	SCORE
12/29/12	n	W	74-57

SERIES

Home: 0-0, Away: 0-0, Neutral: 1-0

RICE

GT LEADS 1-0

DATE	H/A	RESULT	SCORE
12/21/19	n	W	54-52

SERIES

Home: 0-0, Away: 0-0, Neutral: 1-0

RICHMOND

GT LEADS 2-0

DATE	H/A	RESULT	SCORE
11/22/85	a	W	77-59
11/26/88	h	W	84-80(2ot)

SERIES

Home: 1-0, Away: 1-0, Neutral: 0-0

RIDER

GT LEADS 2-1

DATE	H/A	RESULT	SCORE
12/5/90	a	W	114-72
11/29/91	h	W	115-64
12/29/93	a	L	66-69

SERIES

Home: 1-0, Away: 1-1, Neutral: 0-0

ROLLINS

GT LEADS 1-0

DATE	H/A	RESULT	SCORE
1976-77		W	69-52

SERIES

Home: 0-0, Away: 0-0, Neutral: 0-0

RUTGERS

RUTGERS LEADS 2-0

DATE	H/A	RESULT	SCORE
11/25/11	n	L	40-59
11/30/19	n	L	46-43

SERIES

Home: 0-0, Away: 0-0, Neutral: 0-2

ST. FRANCIS (PA)

GT LEADS 1-0

DATE	H/A	RESULT	SCORE
12/29/00	h	W	94-51

SERIES

Home: 1-0, Away: 0-0, Neutral: 0-0

ST. FRANCIS (NY)

GT LEADS 4-0

DATE	H/A	RESULT	SCORE
12/29/98	h	W	90-45
12/21/99	a	W	91-60
12/20/14	a	W	65-59
11/15/15	h	W	89-51

SERIES

Home: 2-0, Away: 2-0, Neutral: 0-0

ST. JOHN'S

SERIES TIED 1-1

DATE	H/A	RESULT	SCORE
12/30/02	h	W	61-53
12/17/04	a	L	65-69

SERIES

Home: 1-0, Away: 0-1, Neutral: 0-0

ST. JOSEPH'S

GT LEADS 1-0

DATE	H/A	RESULT	SCORE
12/5/93	h	W	51-50

SERIES

Home: 1-0, Away: 0-0, Neutral: 0-0

ST. LEO'S

GT LEADS 1-0

DATE	H/A	RESULT	SCORE
1976-77		W	69-29

SERIES

Home: 0-0, Away: 0-0, Neutral: 0-0

ST. MARY'S

SERIES TIED 1-1

DATE	H/A	RESULT	SCORE
12/21/96	a	L	59-66
12/29/97	h	W	69-60(ot)

SERIES

Home: 1-0, Away: 0-1, Neutral: 0-0

SACRED HEART

GT LEADS 1-0

DATE	H/A	RESULT	SCORE
3/18/12	n	W	76-50

SERIES

Home: 0-0, Away: 0-0, Neutral: 1-0

SAMFORD

GT LEADS 4-0

DATE	H/A	RESULT	SCORE
11/27/98	h	W	96-62
12/21/04	h	W	64-53
12/13/15	h	W	66-55
11/11/16	h	W	62-57

SERIES

Home: 4-0, Away: 0-0, Neutral: 0-0

SAN DIEGO

SERIES TIED 1-1

DATE	H/A	RESULT	SCORE
12/9/05	h	W	56-51
11/24/06	a	L	59-62

SERIES

Home: 1-0, Away: 0-1, Neutral: 0-0

SAN FRANCISCO

SAN FRANCISCO LEADS 1-0

DATE	H/A	RESULT	SCORE
12/18/89	a	L	67-85

SERIES

Home: 0-0, Away: 0-1, Neutral: 0-0

SERIES HISTORY

SAN JOSE STATE

GT LEADS 1-0

DATE	H/A	RESULT	SCORE
12/22/96	a	W	68-53

SERIES

Home: 0-0, Away: 1-0, Neutral: 0-0

SANTA CLARA

SERIES TIED 1-1

DATE	H/A	RESULT	SCORE
12/16/89	a	L	66-69
12/29/91	n	W	64-61

SERIES

Home: 0-0, Away: 0-1, Neutral: 1-0

SAVANNAH STATE

GT LEADS 3-2

DATE	H/A	RESULT	SCORE
1974-75		L	31-90
1975-76		L	18-141
2/12/08	h	W	82-28
2/11/09	a	W	89-34
1/21/10	h	W	80-51

SERIES

Home: 2-0, Away: 1-0, Neutral: 0-0

SETON HALL

GT LEADS 5-0

DATE	H/A	RESULT	SCORE
11/29/86	h	W	72-65
12/29/95	h	W	82-67
11/27/09	n	W	57-51
12/20/18	n	W	84-73
11/28/19	n	W	79-54

SERIES

Home: 2-0, Away: 0-0, Neutral: 3-0

SHORTER

SHORTER LEADS 5-1

DATE	H/A	RESULT	SCORE
1974-75		L	25-94
		L	35-80
		L	20-72
1975-76		L	31-81
		L	39-83
11/14/81	h	W	69-63

SERIES

Home: 1-0, Away: 0-0, Neutral: 0-0

SIU-EDWARDSVILLE

GT LEADS 1-0

DATE	H/A	RESULT	SCORE
12/19/11	n	W	80-38

SERIES

Home: 0-0, Away: 0-0, Neutral: 1-0

SC STATE

GT LEADS 1-0

DATE	H/A	RESULT	SCORE
11/12/17	h	W	86-40

SERIES

Home: 1-0, Away: 0-0, Neutral: 0-0

SOUTH CAROLINA

SOUTH CAROLINA LEADS 1-0

DATE	H/A	RESULT	SCORE
3/28/21	n	L	65-76

SERIES

Home: 0-0, Away: 0-0, Neutral: 1-0

SOUTH FLORIDA

GT LEADS 5-1

DATE	H/A	RESULT	SCORE
2/26/83	n	W	82-65
12/18/83	a	W	68-56
2/23/84	h	W	61-46
11/29/85	h	W	95-69
11/30/90	n	W	98-58
11/25/22	n	L	50-63

SERIES

Home: 2-0, Away: 1-0, Neutral: 2-1

SOUTHERN

SOUTHERN LEADS 2-0

DATE	H/A	RESULT	SCORE
12/14/87	h	L	66-69
12/2/01	n	L	47-56

SERIES

Home: 0-1, Away: 0-0, Neutral: 0-1

SOUTHERN MISSISSIPPI

GT LEADS 2-0

DATE	H/A	RESULT	SCORE
3/16/00	h	W	76-71 (ot)
12/21/17	h	W	63-44

SERIES

Home: 2-0, Away: 0-0, Neutral: 0-0

SOUTHERN UTAH

GT LEADS 2-0

DATE	H/A	RESULT	SCORE
2/24/90	n	W	87-75
11/29/13	n	W	85-60

SERIES

Home: 0-0, Away: 0-0, Neutral: 2-0

SOUTHEASTERN LA.

GT LEADS 1-0

DATE	H/A	RESULT	SCORE
11/18/15	n	W	102-49

SERIES

Home: 0-0, Away: 0-0, Neutral: 1-0

SOUTHWEST MISSOURI ST.

GT LEADS 1-0

DATE	H/A	RESULT	SCORE
11/29/03	n	W	78-71

SERIES

Home: 0-0, Away: 0-0, Neutral: 1-0

SPELMAN

GT LEADS 6-0

DATE	H/A	RESULT	SCORE
1976-77		W	52-32
		W	82-47
		W	46-33
	n	W	55-43
1977-78		W	64-62
		W	84-63

SERIES

Home: 0-0, Away: 0-0, Neutral: 1-0

STEPHEN F. AUSTIN

GT LEADS 1-0

DATE	H/A	RESULT	SCORE
3/21/21	n	W	54-52 (ot)

SERIES

Home: 0-0, Away: 0-0, Neutral: 1-0

STETSON

GT LEADS 4-0

DATE	H/A	RESULT	SCORE
2/17/83	h	W	70-53
11/26/83	h	W	96-73
12/21/83	a	W	69-62
12/4/93	h	W	75-56

SERIES

Home: 3-0, Away: 1-0, Neutral: 1-0

SYRACUSE

GT LEADS 6-5

DATE	H/A	RESULT	SCORE
11/23/12	n	L	72-75(ot)
1/12/14	a	L	70-76
2/8/15	h	L	60-65
2/7/16	a	L	52-71
1/15/17	h	W	75-66
1/4/18	a	L	77-88
1/20/19	h	W	65-55
1/16/20	a	W	82-64
2/2/21	h	W	76-63
1/20/22	a	W	65-55
1/19/23	h	W	69-57

SERIES

Home: 4-1, Away: 2-3, Neutral: 0-1

TEMPLE

SERIES TIED 2-2

DATE	H/A	RESULT	SCORE
2/23/90	n	L	79-87
12/9/90	n	W	83-68
11/20/06	a	L	62-76
11/18/07	h	W	59-49

SERIES

Home: 1-0, Away: 0-1, Neutral: 1-1

TENNESSEE

TENNESSEE LEADS 6-0

DATE	H/A	RESULT	SCORE
2/2/87	a	L	74-100
1/11/88	h	L	79-96
2/15/89	a	L	71-88
11/26/10	n	L	42-66
11/11/12	h	L	54-71
11/17/13	a	L	76-87

SERIES

Home: 0-2, Away: 0-3, Neutral: 0-1

TENNESSEE STATE

GT LEADS 2-0

DATE	H/A	RESULT	SCORE
11/24/89	h	W	93-61
12/30/10	h	W	82-11

SERIES

Home: 2-0, Away: 0-0, Neutral: 0-0

TENNESSEE TECH

GT LEADS 1-0

DATE	H/A	RESULT	SCORE
11/30/08	n	W	68-56

SERIES

Home: 0-0, Away: 0-0, Neutral: 0-1

TENNESSEE TEMPLE

GT LEADS 5-3

DATE	H/A	RESULT	SCORE
1975-76		L	35-55
		L	43-68
		W	55-53
		L	51-58
1977-78		W	67-49
		W	83-54
1/8/79	a	W	78-34
1/15/79	h	W	100-47

SERIES

Home: 1-0, Away: 1-0, Neutral: 0-0

TENNESSEE WESLEYAN

TENNESSEE WESLEYAN LEADS 2-0

DATE	H/A	RESULT	SCORE
1976-77		L	50-74
		L	43-53

SERIES

Home: 0-0, Away: 0-0, Neutral: 0-0

TEXAS

TEXAS LEADS 1-0

DATE	H/A	RESULT	SCORE
11/29/08	n	L	68-76

SERIES

Home: 0-0, Away: 0-0, Neutral: 0-1

TEXAS ARLINGTON

GT LEADS 2-0

DATE	H/A	RESULT	SCORE
12/20/08	n	W	63-56
12/10/17	h	W	80-52

SERIES

Home: 1-0, Away: 0-0, Neutral: 1-0

TEXAS A&M

TEXAS A&M LEADS 1-0

DATE	H/A	RESULT	SCORE
12/20/19	n	L	60-48

SERIES

Home: 0-0, Away: 0-0, Neutral: 0-1

TIFT COLLEGE

TIFT COLLEGE LEADS 7-6

DATE	H/A	RESULT	SCORE
1974-75		L	45-82
		L	33-51
	n	L	54-65
		W	67-53
1975-76		L	50-67
		L	57-68
1976-77		L	64-72
		L	70-72
1977-78		W	72-58
		W	85-69
1/22/79	a	W	70-68
2/5/79	h	W	79-62
11/21/80	n	W	87-78

SERIES HISTORY

SERIES

Home: 1-0, Away: 1-0, Neutral: 1-1

TROY

GT LEADS 2-0

DATE	H/A	RESULT	SCORE
12/22/05	h	W	54-38
11/14/08	h	W	73-49

SERIES

Home: 2-0, Away: 0-0, Neutral: 0-0

TULANE

GT LEADS 5-1

DATE	H/A	RESULT	SCORE
1977-78		W	68-53
1/10/81	h	W	72-58
11/13/07	a	W	66-61
1/4/09	h	W	69-52
3/21/16	h	L	61-64
12/3/20	h	W	55-51

SERIES

Home: 3-1, Away: 1-0, Neutral: 0-0

TULSA

SERIES TIED 1-1

DATE	H/A	RESULT	SCORE
12/12/04	a	L	47-55
12/18/05	h	W	54-38

SERIES

Home: 1-0, Away: 0-1, Neutral: 0-0

UAB

GT LEADS 6-1

DATE	H/A	RESULT	SCORE
2/20/86	h	W	67-66
12/6/86	n	W	77-65
11/27/87	h	W	101-75
11/23/91	a	L	72-91
1/3/05	h	W	74-49
11/18/05	a	W	68-55
3/18/18	h	W	91-47

SERIES

Home: 4-0, Away: 1-1, Neutral: 1-0

UCLA

UCLA LEADS 1-0

DATE	H/A	RESULT	SCORE
12/19/94	n	L	69-81

SERIES

Home: 0-0, Away: 0-0, Neutral: 0-1

USC UPSTATE

GT LEADS 2-0

DATE	H/A	RESULT	SCORE
12/6/07	h	W	92-45
12/5/15	h	W	87-46

SERIES

Home: 2-0, Away: 0-0, Neutral: 0-0

UTEP

GT LEADS 1-0

DATE	H/A	RESULT	SCORE
12/20/13	n	W	104-54

SERIES

Home: 0-0, Away: 0-0, Neutral: 1-0

UTAH STATE

GT LEADS 1-0

DATE	H/A	RESULT	SCORE
12/15/86	n	W	106-40

SERIES

Home: 0-0, Away: 0-0, Neutral: 1-0

VALDOSTA STATE

VALDOSTA STATE LEADS 4-0

DATE	H/A	RESULT	SCORE
12/10/79	a	L	84-113
1/18/80	h	L	65-82
1/26/81	a	L	61-68
2/21/81	h	L	68-99

SERIES

Home: 0-2, Away: 0-2, Neutral: 0-0

VANDERBILT

VANDERBILT LEADS 4-2

DATE	H/A	RESULT	SCORE
1978-79	a	W	69-67
2/19/79	h	W	71-63
11/17/79	a	L	61-67
1/28/80	h	L	67-77
1/9/82	h	L	74-80
1/21/07	n	L	55-72

SERIES

Home: 1-2, Away: 1-1, Neutral: 0-0

VILLANOVA

SERIES TIED 1-1

DATE	H/A	RESULT	SCORE
12/18/82	n	L	59-68
11/29/14	n	W	71-63

SERIES

Home: 0-0, Away: 0-0, Neutral: 1-1

VIRGINIA

VIRGINIA LEADS 60-17

DATE	H/A	RESULT	SCORE
11/24/79	a	L	44-85
1/17/81	h	L	42-66
2/12/81	n	L	49-61
1/16/82	a	L	45-75
2/15/82	h	L	51-56
11/21/82	a	L	59-80
2/14/83	h	W	55-54
1/23/84	h	L	65-75
2/18/84	a	L	50-89
3/2/84	n	L	58-75
1/21/85	h	L	47-71
2/16/85	a	L	67-97
11/24/85	a	L	52-86
2/15/86	h	L	64-82
3/1/86	n	L	64-90
1/17/87	h	L	66-76
2/11/87	a	L	56-78
1/20/88	a	L	69-90
2/25/88	h	L	68-91
1/21/89	h	W	105-80
2/4/89	a	L	74-91
1/20/90	h	L	77-97
2/3/90	a	L	65-94
3/3/90	n	L	65-73
1/19/91	h	L	72-98
2/2/91	a	L	94-98
1/25/92	a	L	74-79
2/8/92	h	L	62-86
3/9/92	n	L	69-70
1/23/93	h	L	81-107

2/5/93	a	L	53-88
1/22/94	a	L	75-88
2/6/94	h	L	54-82
1/21/95	a	L	53-73
2/20/95	h	L	53-61
1/20/96	h	L	58-79
2/20/96	a	L	62-80
1/16/97	a	L	53-74
2/13/97	h	W	72-60
2/28/97	n	L	63-77
12/6/97	h	W	84-65
1/30/98	a	L	57-93
1/14/99	a	L	62-82
2/18/99	h	L	73-86
1/3/00	a	L	70-83
2/3/00	h	L	65-66
1/7/01	h	W	70-65
2/8/01	a	W	87-70
1/10/02	h	W	92-61
2/11/02	a	L	79-85
3/2/02	n	L	58-60
1/16/03	a	L	63-74
2/16/03	h	L	54-56
1/12/04	a	L	59-60
2/12/04	h	W	65-55
1/20/05	h	L	38-61
2/23/06	a	L	51-57
2/22/07	h	W	73-49
3/2/08	a	L	101-103(2ot)
3/7/08	n	L	43-52
3/1/09	h	W	74-66
1/24/10	a	L	55-57
1/13/11	h	W	69-48
1/25/12	h	W	63-53
1/10/13	h	L	51-62
2/3/13	a	W	65-62
2/14/14	h	W	95-76
3/6/14	n	W	77-76
1/25/15	a	W	68-62
1/17/16	h	L	67-78
2/2/17	a	L	64-65 (ot)
1/28/18	h	L	56-62
3/1/18	n	L	58-60
2/24/19	a	L	45-53
12/29/19	h	W	61-51
1/9/22	h	W	67-31
12/29/22	a	L	63-69

SERIES

Home: 14-21, Away: 3-29, Neutral: 1-9

VIRGINIA COMMONWEALTH

GT LEADS 1-0

DATE	H/A	RESULT	SCORE
12/5/87	n	W	73-63

SERIES

Home: 0-0, Away: 0-0, Neutral: 1-0

VIRGINIA TECH

GT LEADS 12-9

DATE	H/A	RESULT	SCORE
3/22/03	n	L	59-61
2/16/05	a	L	48-73
2/19/06	h	L	54-70
2/5/07	a	L	68-73
2/29/08	h	W	76-43
2/26/09	a	W	73-68(ot)
1/31/10	h	W	61-47
1/27/11	a	W	78-57
3/3/11	n	W	81-58
2/23/12	a	W	76-66
2/8/13	h	L	61-63
1/23/14	a	W	73-52
2/1/15	h	W	79-71
2/4/16	a	W	51-34
2/5/17	h	W	87-81
1/25/18	a	L	62-68
2/17/19	h	W	76-68

2/13/20	a	L	64-61 (ot)
1/10/21	h	W	56-54
2/10/22	a	L	63-73
2/26/23	h	L	52-65

SERIES

Home: 6-3, Away: 5-5, Neutral: 1-1

WAGNER

GT LEADS 2-0

DATE	H/A	RESULT	SCORE
12/29/84	a	W	81-70
12/19/00	a	W	73-50

SERIES

Home: 0-0, Away: 2-0, Neutral: 0-0

WAKE FOREST

GT LEADS 50-28

DATE	H/A	RESULT	SCORE
11/25/79	n	W	94-67
2/2/80	a	L	71-80
2/10/81	h	W	78-62
1/31/82	a	W	64-53
2/23/83	h	W	93-72
2/4/84	a	L	70-79
2/25/84	h	W	77-74
1/5/85	a	L	49-54
2/9/85	h	L	55-77
2/1/86	h	L	60-73
2/9/86	a	L	62-75
1/12/87	a	W	95-82
2/14/87	h	W	72-70
1/23/88	h	L	66-71
2/7/88	a	L	79-87
1/8/89	a	L	57-85
2/11/89	h	W	88-82
1/6/90	h	L	52-70
2/18/90	a	L	59-73
1/6/91	a	L	72-85
2/7/91	h	W	74-67
1/8/92	h	W	74-56
2/21/92	a	W	83-66
1/10/93	a	L	70-85
2/21/93	h	W	85-72
1/9/94	h	W	70-60
2/20/94	a	L	69-70
1/12/95	h	W	83-77
2/11/95	a	L	61-66
1/10/96	a	L	67-81
2/11/96	h	W	75-65
1/19/97	a	W	80-65
2/16/97	h	W	83-67
1/11/98	a	W	80-60
2/13/98	h	W	58-53
2/26/98	n	W	78-67
1/4/99	a	L	72-77
2/3/99	h	W	74-58
1/6/00	a	W	73-62
2/6/00	h	W	60-54
1/25/01	a	L	71-79
2/25/01	h	W	79-63
1/4/02	a	W	65-56
2/3/02	h	L	61-64
1/31/03	a	W	74-70
3/3/03	h	W	77-60
1/29/04	h	L	55-57(ot)
2/20/04	a	L	61-63
3/5/04	n	L	59-61
2/6/05	a	W	40-37
1/22/06	h	W	66-61
1/28/07	a	W	58-45
1/10/08	h	W	57-47
2/3/09	a	L	60-68
1/14/10	h	W	72-66
3/5/10	n	W	52-45
1/17/11	a	W	54-46
1/12/12	h	W	71-67
2/16/12	a	W	67-52
1/31/13	h	W	89-82(ot)

SERIES HISTORY

2/21/13	a	W	82-64
3/7/13	n	L	67-86
1/16/14	h	W	79-63
2/28/15	a	W	67-60
2/28/16	h	W	66-51
3/3/16	n	W	67-65
1/22/17	a	L	65-70 (ot)
1/21/18	h	W	79-67
2/10/19	a	W	60-46
1/5/20	a	L	65-60
2/9/20	h	W	62-52
1/21/21	a	W	73-44
2/7/21	h	L	52-61
12/19/21	h	W	62-45
2/27/22	a	W	64-56
3/3/22	n	W	45-40
1/8/23	a	L	50-51
2/16/23	h	W	63-55

SERIES

Home: 27-7, Away: 16-19, Neutral: 4-2

WASHINGTON

GT LEADS 2-0

DATE	H/A	RESULT	SCORE
12/23/10	a	W	60-27
12/21/12	h	W	52-44

SERIES

Home: 1-0, Away: 1-0, Neutral: 0-0

WASHINGTON STATE

GT LEADS 1-0

DATE	H/A	RESULT	SCORE
3/29/17	h	W	69-61

SERIES

Home: 1-0, Away: 0-0, Neutral: 0-0

WEBER STATE

GT LEADS 1-0

DATE	H/A	RESULT	SCORE
11/28/98	h	W	81-46

SERIES

Home: 1-0, Away: 0-0, Neutral: 0-0

WEST GEORGIA

WEST GEORGIA LEADS 3-2

DATE	H/A	RESULT	SCORE
1975-76		L	35-97
		L	38-83
1977-78	n	L	79-94
1/11/81	h	W	57-55
1/30/85	h	W	69-67

SERIES

Home: 2-0, Away: 0-0, Neutral: 1-1

WEST VIRGINIA

WEST VIRGINIA LEADS 2-1

DATE	H/A	RESULT	SCORE
2/16/83	h	L	78-86(ot)
11/28/03	n	L	61-75
3/23/21	n	W	73-56

SERIES

Home: 0-1, Away: 0-0, Neutral: 0-1

WESTERN CAROLINA

GT LEADS 7-0

DATE	H/A	RESULT	SCORE
2/22/85	h	W	83-61
2/4/87	h	W	85-47

2/1/89	h	W	69-46
1/2/91	h	W	94-71
12/28/95	h	W	88-48
11/10/13	h	W	87-47
11/14/18	h	W	84-49

SERIES

Home: 7-0, Away: 0-0, Neutral: 0-0

WESTERN MICHIGAN

GT LEADS 1-0

DATE	H/A	RESULT	SCORE
12/29/99	h	W	95-89 (ot)

SERIES

Home: 1-0, Away: 0-0, Neutral: 0-0

WILLIAM & MARY

GT LEADS 3-0

DATE	H/A	RESULT	SCORE
12/8/90	n	W	78-60
12/29/96	h	W	78-53
12/31/03	h	W	67-57

SERIES

Home: 2-0, Away: 0-0, Neutral: 1-0

WINSTON-SALEM STATE

GT LEADS 1-0

DATE	H/A	RESULT	SCORE
1/4/07	h	W	75-43

SERIES

Home: 1-0, Away: 0-0, Neutral: 0-0

WINTHROP

GT LEADS 4-0

DATE	H/A	RESULT	SCORE
11/25/88	h	W	83-61
12/30/90	h	W	124-47
12/18/08	n	W	65-27
11/13/09	h	W	63-30

SERIES

Home: 3-0, Away: 0-0, Neutral: 1-0

WISCONSIN

GT LEADS 1-0

DATE	H/A	RESULT	SCORE
12/5/19	h	W	60-41

SERIES

Home: 1-0, Away: 0-0, Neutral: 0-0

WISCONSIN-GREEN BAY

WISCONSIN GREEN-BAY LEADS 2-1

DATE	H/A	RESULT	SCORE
3/26/92	n	W	78-77
11/26/11	n	L	62-67(ot)
11/28/14	n	L	50-71

SERIES

Home: 0-0, Away: 0-0, Neutral: 1-2

WISCONSIN-MILWAUKEE

GT LEADS 1-0

DATE	H/A	RESULT	SCORE
11/24/12	n	W	66-57

SERIES

Home: 0-0, Away: 0-0, Neutral: 1-0

WOFFORD

GT LEADS 1-0

DATE	H/A	RESULT	SCORE
12/30/18	h	W	81-40

SERIES

Home: 1-0, Away: 0-0, Neutral: 0-0

RANKINGS HISTORY

TECH IN FINAL POLLS

YEAR	RECORD	AP	USA TODAY
2011	24-11	24	--
2012	26-9	15	10
2021	17-9		22

TECH IN AP TOP 25

Last time ranked in AP Top 25	#25, Feb. 28, 2022
Last time ranked in AP Top 10	N/A
Weeks ranked in AP poll	49
Weeks ranked in Top 10	N/A
Weeks ranked in Top 5	N/A
Highest AP Ranking	#11 - Feb. 7, 2022
vs. AP Top 25 all-time	40-259
vs. AP Top 10 all-time	11-124
vs. AP Number 1 all-time	0-10

TECH VS. NO. 1

DATE	OPPONENT	W/L	SCORE
Nov. 29, 1984	Georgia	L	69-100
Jan. 19, 1991	Virginia	L	72-68
Jan. 27, 1992	at Maryland	L	54-75
March 9, 1992	vs. Virginia	L	69-70
Jan. 13, 2003	Duke	L	59-79
Jan. 8, 2015	Duke	L	41-81
Feb. 5, 2006	North Carolina	L	56-75
Nov. 16, 2008	at Connecticut	L	71-82
Nov. 21, 2010	Connecticut	L	51-71
March 24, 2012	vs. Baylor	L	68-83

TECH VS. TOP 10

DATE	OPPONENT	W/L	SCORE
Nov. 27, 1979	at #11 Maryland	L	78-94
Jan. 12, 1980	at #8 NC State	L	38-97
Feb. 8, 1980	vs. #9 NC State	L	48-99
Jan. 3, 1981	#9 NC State	L	55-74
Jan. 4, 1982	#7 NC State	L	62-76
Jan. 30, 1982	at #5 NC State	L	48-75
Feb. 17, 1982	at #9 Maryland	L	64-77
Dec. 16, 1982	at #3 Maryland	L	64-88
Jan. 10, 1983	#3 Maryland	L	57-69
Dec. 2, 1983	#3 Georgia	L	52-89
Dec. 14, 1983	at #9 Maryland	L	59-80
Nov. 29, 1984	#1 Georgia	L	69-100
Dec. 4, 1985	at #2/2 Georgia	L	58-93
Feb. 15, 1986	#5 Virginia	L	64-82
March 1, 1986	vs. #3 Virginia	L	64-90
Jan. 17, 1987	#4 Virginia	L	66-76
Feb. 2, 1987	at #3 Tennessee	L	74-100
Feb. 11, 1987	at #8 Virginia	L	56-78
Jan. 11, 1988	#4 Tennessee	L	79-96
Jan. 20, 1988	at #7 Virginia	L	69-90
Feb. 25, 1988	#9 Virginia	L	68-91
Nov. 28, 1988	#3 Georgia	L	58-73
Jan. 4, 1989	#5 Maryland	L	60-85
Feb. 6, 1989	at #6 Maryland	L	74-106
Feb. 15, 1989	at #3 Tennessee	L	71-88
Nov. 29, 1989	at #4 Georgia	L	70-85
Jan. 2, 1990	#6 NC State	W	79-78
Jan. 20, 1990	at #9 Virginia	L	77-97
Feb. 16, 1990	at #9 NC State	L	55-80
Jan. 4, 1991	at #2 NC State	L	79-97
Jan. 19, 1991	#1 Virginia	L	72-98
Feb. 2, 1991	at #1 Virginia	L	94-98
Feb. 16, 1991	#7 NC State	L	74-98
Jan. 25, 1992	at #2 Virginia	L	74-79
Jan. 27, 1992	at #1 Maryland	L	54-75
Feb. 8, 1992	#2 Virginia	L	62-86

Feb. 17, 1992	#4 Maryland	L	63-71	Jan. 18, 2012	#5 Duke	L	62-79
March 7, 1992	#4 Maryland	W	68-67	Feb. 6, 2012	#8 Maryland	L	56-64
March 9, 1992	#1 Virginia	L	69-70	March 5, 2012	vs. #6 Maryland	L	65-68
Jan. 14, 1993	#3 Maryland	L	66-77	March 24, 2012	vs. #1 Baylor	L	68-83
Feb. 7, 1993	at #7 Maryland	L	70-75	Dec. 2, 2012	#8 Georgia	L	50-60
Jan. 16, 1994	at #4 North Carolina	L	51-87	Dec. 6, 2012	at #4 Duke	L	52-85
Feb. 12, 1994	#3 North Carolina	L	79-89	Jan. 20, 2013	#10 Maryland	L	57-66
March 5, 1994	vs. #5 North Carolina	L	55-78	Nov. 17, 2013	at #4 Tennessee	L	76-87
Jan. 7, 1995	at #4 North Carolina	L	62-74	Jan. 5, 2014	#4 Duke	L	47-64
Feb. 20, 1995	#6 Virginia	L	53-61	Jan. 19, 2014	at #6 Maryland	L	81-92
Jan. 20, 1996	#7 Virginia	L	58-79	Feb. 17, 2014	at #2 Notre Dame	L	72-87
Nov. 29, 1996	#9 Notre Dame	L	69-76	Jan. 2, 2015	#7 Louisville	L	48-75
Jan. 5, 1997	#7 NC State	W	73-72	Jan. 11, 2015	at #8 North Carolina	L	81-96
Jan. 30, 1997	#6 North Carolina	L	77-80	Jan. 22, 2015	at #6 Notre Dame	L	76-89
Feb. 13, 1997	#9 Virginia	W	72-60	Jan. 30, 2015	#9 Florida State	L	62-82
Dec. 6, 1997	#9 Virginia	W	84-65	Feb. 19, 2015	#4 Notre Dame	L	61-71
Jan. 8, 1998	#8 North Carolina	L	48-69	Dec. 30, 2015	#3 Notre Dame	L	76-85
Feb. 1, 1998	at #7 NC State	L	60-85	Jan. 28, 2016	#3 Notre Dame	L	42-54
Feb. 8, 1998	at #5 North Carolina	L	58-85	March 4, 2016	#6 Louisville	L	50-60
Feb. 27, 1998	#8 Duke	L	56-100	Jan. 2, 2017	#7/2 Notre Dame	L	38-55
Dec. 3, 1998	at #9 North Carolina	L	68-85	Jan. 17, 2017	#9/8 Louisville	L	51-91
Jan. 18, 1999	#5 Georgia	L	82-88	Jan. 26, 2017	#6 Florida State	L	63-69
Jan. 24, 1999	#7 North Carolina	W	91-84	Feb. 12, 2017	#7 Notre Dame	L	69-90
Feb. 7, 1999	#9 Duke	L	73-74	Nov. 25, 2017	#8 Baylor	L	57-80
Nov. 30, 1999	#6 NC State	L	70-80	Dec. 28, 2017	#3/4 Louisville	L	71-74
Jan. 20, 2000	vs. #7 Georgia	L	58-86	Jan. 7, 2018	#2 Notre Dame	L	54-77
Dec. 8, 2000	#5 Georgia	L	61-78	Feb. 11, 2018	#5 Notre Dame	L	69-85
Jan. 11, 2001	at #5 Duke	L	83-86	Feb. 25, 2018	#9/12 Florida State	L	61-64
Feb. 12, 2001	#4 Duke	L	54-74	Nov. 29, 2018	#7 Maryland	L	54-67
Dec. 27, 2001	#10 Georgia	L	52-69	Jan. 6, 2019	#2 Notre Dame	L	55-76
Dec. 30, 2001	#6 Duke	L	60-76	Jan. 13, 2019	#2 Louisville	L	44-61
Jan. 31, 2002	at #5 Duke	L	50-86	Jan. 27, 2019	#8 NC State	L	60-68
Nov. 17, 2002	at #5 Kansas St.	L	59-83	Feb. 3, 2019	#5 Notre Dame	L	50-90
Jan. 13, 2003	#1 Duke	L	59-79	Feb. 16, 2020	#4 NC State	W	65-61
Feb. 2, 2003	at #7 North Carolina	L	64-76	Feb. 20, 2020	#5/6 Louisville	L	58-47
Feb. 13, 2003	at #Duke	L	43-82	March 6, 2020	#10 NC State	L	57-48
March 9, 2003	vs. #2 Duke	L	52-76	Dec. 31, 2020	#3/3 NC State	L	75-84
Jan. 8, 2004	#1 Duke	L	45-77	Feb. 11, 2021	#3 Louisville	L	70-85
Feb. 7, 2004	at #2 Duke	L	41-81	March 6, 2021	#3/4 NC State	L	61-66
Dec. 3, 2004	#6 Georgia	W	55-49	March 28, 2021	#6/5 South Carolina	L	65-76
Jan. 17, 2005	at #1 Duke	L	59-82	Dec. 9, 2021	#3/2 UConn	W	57-44
Feb. 20, 2005	#3 Duke	L	55-73	Jan. 2, 2022	#3/2 Louisville	L	48-50
Jan. 11, 2006	#2 Duke	L	59-67	Feb. 7, 2022	#5/3 NC State	L	48-59
Jan. 18, 2006	at #4 North Carolina	L	56-85	Feb. 23, 2023	#10 Notre Dame	L	53-76
Jan. 26, 2006	at #6 Maryland	L	71-79	Feb. 26, 2023	#9 Virginia Tech	L	52-65
Feb. 5, 2006	#1 North Carolina	L	56-75				
Dec. 3, 2006	#8 Georgia	L	69-79				
Jan. 2, 2007	#2 North Carolina	L	57-69				
Jan. 10, 2007	at #3 Duke	L	51-83				
Feb. 1, 2007	#4 Maryland	W	77-72				
March 2, 2007	#6 Maryland	L	59-75				
Dec. 2, 2007	at #7 Georgia	L	64-71				
Jan. 5, 2008	at #4 North Carolina	L	78-99				
Jan. 20, 2008	at #4 Maryland	L	95-99 (20T)				
Jan. 24, 2008	#10 Duke	L	47-73				
Feb. 10, 2008	#3 North Carolina	L	61-75				
Nov. 16, 2008	at #1 Connecticut	L	71-82				
Nov. 29, 2008	vs. #9 Texas	L	68-76				
Jan. 22, 2009	#2 North Carolina	W	66-62				
Jan. 25, 2009	at #4 Duke	L	34-60				
Feb. 15, 2009	at #8 North Carolina	L	50-73				
March 24, 2009	vs. #4 Oklahoma	L	50-69				
Jan. 6, 2010	at #7 North Carolina	L	78-89				
Feb. 15, 2010	#10 Florida State	L	59-69				
Feb. 19, 2010	#8 Duke	L	50-64				
March 6, 2010	vs. #9 Duke	L	55-67				
Nov. 21, 2010	#1 Connecticut	L	51-71				
Nov. 26, 2010	#4 Tennessee	L	42-66				
Jan. 6, 2011	#8 North Carolina	W	71-70				
Jan. 21, 2011	at #3 Duke	L	32-69				
March 5, 2011	vs. #8 Duke	L	66-74				
Jan. 6, 2012	at #5 Maryland	L	74-77				

Last win vs. Top 10 Team:	Dec. 9, 2021
Last home win vs. Top 10 team:	Dec. 9, 2021
Last road win vs. Top 10 team:	Feb. 16, 2020
Last ACC win vs. Top 10 team:	Feb. 16, 2020

WINS AGAINST RANKED TEAMS

DATE	OPPONENT	H/A	SCORE
Jan. 6, 1987	#13 Maryland	H	81-80 (OT)
Jan. 21, 1989	#13 Virginia	H	105-80
Jan. 2, 1990	#6 NC State	H	79-78
Jan. 18, 1990	#15 Maryland	H	70-68
Jan. 17, 1992	#16 NC State	H	83-72
Feb. 4, 1992	at #18 Clemson	A	59-57
March 7, 1992	vs. #4 Maryland	N	68-67
March 8, 1992	vs. #18 Clemson	N	74-73
Jan. 15, 1993	#15 North Carolina	H	73-63
Jan. 25, 1996	#18 Clemson	H	55-38
Feb. 25, 1996	at #17 Clemson	A	72-62
Jan. 5, 1997	#7 NC State	H	73-72
Feb. 13, 1997	#9 Virginia	H	72-60
Dec. 6, 1997	#9 Virginia	H	84-65
Dec. 5, 1998	at #17/14 NC State	A	74-73
Jan. 24, 1999	#7/6 North Carolina	H	91-84
Jan. 13, 2000	#15/12 North Carolina	H	55-44
Feb. 24, 2000	at #14/11 NC State	A	69-52

RANKINGS HISTORY

March 4, 2000	vs. #15/14 NC State	N	71-62		Jan. 24, 2012		24
Jan. 7, 2001	#25 Virginia	H	70-65		Jan. 30, 2012	24	22
Feb. 8, 2001	at #24 Virginia	A	87-70		Feb. 6, 2012	22	23
Jan. 17, 2002	at #17/15 North Carolina	A	81-62		Feb. 13, 2012	20	22
Dec. 27, 2002	vs. #24/22 Georgia	N	55-49		Feb. 20, 2012	17	19
Dec. 3, 2004	#6/6 Georgia	H	55-49		Feb. 27, 2012	15	18
Feb. 1, 2007	#4/4 Maryland	H	77-72		March 5, 2012	15	13
Dec. 3, 2008	#21/24 Michigan St.	H	70-57		March 12, 2012	15	
Jan. 22, 2009	#2/3 North Carolina	H	66-62		April 4, 2012		10
March 1, 2009	#22/19 Virginia	H	74-66	2012-13	Preseason	22	20
Dec. 5, 2010	#21/22 Georgia	H	69-53	2020-21	April 5, 2021		22
Jan. 6, 2011	#8/8 North Carolina	H	71-70	2021-22	Preseason	T17	20
Feb. 24, 2011	at #13/16 North Carolina	A	64-57		Nov. 15, 2021	18	
March 4, 2011	vs. #13/15 Maryland	N	70-64		Nov. 23, 2021	RV	25
Feb. 12, 2012	at #23/RV North Carolina	A	56-64		Dec. 13, 2021	18	21
March 20, 2012	vs. #17/16 Georgetown	N	76-64		Dec. 20, 2021	17	19
Feb. 6, 2014	#13/11 North Carolina	H	94-91		Dec. 27, 2021	16	16
Feb. 26, 2015	#16/17 Duke	H	71-62		Jan. 3, 2022	16	17
Jan. 15, 2017	#24 Syracuse	H	75-66		Jan. 10, 2022	15	16
Nov. 18, 2018	#14 Georgia	H	63-53		Jan. 17, 2022	18	18
Jan. 20, 2019	#12 Syracuse	H	65-55		Jan. 24, 2022	14	17
Jan. 2, 2020	#23/RV Miami	H	61-54		Jan. 31, 2022	12	17
Jan. 9, 2020	#11 Florida State	A	67-52		Feb. 7, 2022	11	16
Feb. 16, 2020	#4 NC State	A	65-61		Feb. 14, 2022	16	18
Feb. 23, 2020	#17/18 Florida State	H	65-62		Feb. 21, 2022	22	24
March 23, 2021	#17/20 West Virginia	N	73-56		Feb. 28, 2022	25	25
Dec. 5, 2021	#20/19 Georgia	A	55-54				
Dec. 9, 2021	#3/2 UConn	H	57-44				
Jan. 23, 2022	#20/20 North Carolina	H	55-38				
Feb. 2, 2023	#15 NC State	H	68-62				

Overall (48 wins)

Most Points Scored: 105 vs. #13 Virginia (1/21/89)

Largest Margin of Victory: 25, 105-80 vs. #13 Virginia (1/21/89)

Highest Ranked Opponent Beaten: #2/3 North Carolina (1/22/09)

Home Wins: 30

Away Wins: 11

Neutral Wins: 7

NATIONAL POLL HISTORY

SEASON	DATE	AP	USA TODAY
1992-93	Dec. 22, 1992	25	25
	Dec. 29, 1992	23	21
	Jan. 5, 1993	23	23
	Jan. 12, 1993	23	25
	Jan. 26, 1993	24	
2007-08	Jan. 21, 2008	23	23
2008-09	Dec. 15, 2008	25	
	Dec. 22, 2008	23	25
	Dec. 29, 2008	23	24
	Jan. 5, 2009	22	22
	Jan. 12, 2009	24	25
2009-10	Preseason	19	
	Nov. 30, 2009	23	
	Dec. 14, 2009	25	
	Dec. 21, 2009	24	
	Dec. 28, 2009	24	
	Jan. 4, 2010	20	
	Jan. 11, 2010	21	
	Jan. 18, 2010	22	
	Jan. 25, 2010	25	
	Feb. 1, 2010	21	
	Feb. 8, 2010	21	
	Feb. 15, 2010	19	
2010-11	Feb. 23, 2010	22	
	Jan. 24, 2011	25	
	Jan. 31, 2010	25	
2011-12	March 7, 2011	24	
	Nov 22, 2011		25

ACC TOURNAMENT RESULTS

YEAR-BY-YEAR RESULTS

1980, College Park, Md.

QF #1 NC State def. #8 GT, 99-48

1981, Clemson, S.C.

QF #2 Virginia def. #7 GT, 61-49

1982, Raleigh, N.C.

QF #4 Clemson def. #5 GT, 62-54

1983, Fayetteville, N.C.

QF #2 UNC def. #7 GT, 85-80

1984, Fayetteville, N.C.

QF #1 Virginia def. #8 GT, 75-58

1985, Fayetteville, N.C.

QF #1 NC State def. #8 GT, 87-60

1986, Fayetteville, N.C.

QF #1 Virginia def. #8 GT, 90-64

1987, Fayetteville, N.C.

QF #3 UNC def. #6 GT, 64-54

1988, Fayetteville, N.C.

QF #2 Maryland def. #7 GT, 102-74

1989, Fayetteville, N.C.

QF #3 Clemson def. #6 GT, 94-74

1990, Fayetteville, N.C.

QF #2 Virginia def. #7 GT, 73-65

1991, Fayetteville, N.C.

QF #2 Maryland def. #7 GT, 91-73

1992, Rock Hill, S.C.

QF #7 GT def. #2 Maryland, 68-67

SF #7 GT def. #3 Clemson, 74-73

CG #1 Virginia def. #7 GT, 70-69

1993, Rock Hill, S.C.

QF #5 Clemson def. #4 GT, 87-66

1994, Rock Hill, S.C.

QF #2 UNC def. #7 GT, 78-55

1995, Rock Hill, S.C.

QF #3 NC State def. #6 GT, 88-70

1996, Rock Hill, S.C.

1R #9 FSU def. #8 GT, 64-51

1997, Charlotte, N.C.

QF #2 Virginia def. #7 GT, 77-63

1998, Charlotte, N.C.

1R #8 GT def. #9 Wake Forest, 78-67

QF #1 Duke def. #8 GT, 100-56

1999, Charlotte, N.C.

QF #3 UNC def. #6 GT, 87-71

2000, Greensboro, N.C.

QF #6 GT def. #3 NC State, 71-62

SF #2 Duke def. #6 GT, 77-56

2001, Greensboro, N.C.

1R #7 UNC def. #8 GT, 79-64

2002, Greensboro, N.C.

QF #4 Virginia def. #5 GT, 60-58

2003, Greensboro, N.C.

QF #5 GT def. #4 FSU, 64-59

SF #1 Duke def. #5 GT, 76-52

2004, Greensboro, N.C.

1R #9 Wake Forest def. #8 GT, 61-59

2005, Greensboro, N.C.

1R #9 Miami def. #8 GT, 60-58

2006, Greensboro, N.C.

1R #11 GT def. #6 Miami, 79-62

QF #3 Maryland def. #11 GT, 71-66

2007, Greensboro, N.C.

1R #6 GT def. #11 Miami, 66-52

QF #3 Maryland def. #6 GT, 75-59

2008, Greensboro, N.C.

1R #5 GT def. #12 Miami, 76-49

QF #4 Virginia def. #5 GT, 52-43

2009, Greensboro, N.C.

1R #12 Clemson def. #5 GT, 81-69

2010, Greensboro, N.C.

QF #4 GT def. #5 Wake Forest, 52-45

SF #1 Duke def. #4 GT, 67-55

2011, Greensboro, N.C.

1R #5 GT def. #12 VT, 81-58

QF #5 GT def. #4 Maryland, 70-64

SF #1 Duke def. #5 GT, 74-66

2012, Greensboro, N.C.

QF #4 GT def. #5 UNC, 54-53

SF #4 GT def. #9 NCSU, 81-67

CG #3 Maryland def. #4 GT, 68-65

2013, Greensboro, N.C.

1R #10 WF def. #7 GT, 86-67

2014, Greensboro, N.C.

2R #7 GT def. #10 Virginia, 77-76

QF #2 Duke def. #7 GT, 82-52

2015, Greensboro, N.C.

1R #11 GT def. #14 Clemson, 80-53

2R #6 North Carolina def. #11 GT, 84-64

2016, Greensboro, N.C.

2R #7 GT def. #10 Wake Forest, 67-65

QF #2 Louisville def. #7 GT, 60-50

2017, Conway, S.C.

1R #10 GT def. #15 Boston College, 71-67

2R #7 Miami def. #10 GT, 87-71

2018, Greensboro, N.C.

1R #10 GT def. #15 Clemson, 61-52

2R #7 Virginia def. #10 GT, 60-58

2019, Greensboro, N.C.

2R #8 North Carolina def. #9 GT, 80-73

2020, Greensboro, N.C.

2R #7 GT def. #15 Pitt, 68-58

QF #2 NC State def. #7 GT, 57-48

2021, Greensboro, N.C.

QF #3 GT def. #11 Clemson, 60-57

SF #2 NC State def. #3 GT, 66-61

2022, Greensboro, N.C.

2R #6 GT def. #11 Wake Forest, 45-40

QF #3 Notre Dame def. #6 GT, 71-53

2023, Greensboro, N.C.

1R #11 Boston College def. #14 GT, 62-57

ROUND-BY-ROUND RESULTS

ACC First Round (8-7)

1996 #9 FSU def. #8 GT, 64-51

1998 #8 GT def. #9 WF, 78-67

2001 #7 UNC def. #8 GT, 79-64

2004 #9 WF def. #8 GT, 61-59

2005 #9 Miami def. #8 GT, 60-58

2006 #11 GT def. #6 Miami, 79-62

2007 #6 GT def. #11 Miami, 66-52

2008 #5 GT def. #12 Miami, 76-49

2009 #12 CU def. #5 GT, 81-69

2011 #5 GT def. #12 VT, 81-58

2013 #10 WF def. #7 GT, 86-67

2015 #11 GT def. #14 Clemson, 80-53

2017 #10 GT def. #15 Boston College, 71-67

2018 #10 GT def. #15 Clemson, 61-52

2023 #11 Boston College def. #14 GT, 62-57

ACC Second Round (4-4)

2014 #7 GT def. #10 Virginia, 77-76

2015 #6 UNC def. #11 GT, 84-64

2016 #7 GT def. #10 Wake Forest, 67-65

2017 #7 Miami def. #10 GT, 87-71

2018 #7 Virginia def. #10 GT, 60-58

2019 #8 North Carolina def. #9 GT, 80-73

2020 #7 GT def. #15 Pitt, 68-58

2022 #6 GT def. #11 Wake Forest, 45-40

ACC Quarterfinals (7-26)

1980 #1 NCST def. #8 GT, 99-48

1981 #2 Virginia def. #7 GT, 61-49

1982 #4 CU def. #5 GT, 62-54

1983 #2 UNC def. #7 GT, 85-80

1984 #1 Virginia def. #8 GT, 75-58

1985 #1 NCST def. #8 GT, 87-60

1986 #1 Virginia def. #8 GT, 90-64

1987 #3 UNC def. #6 GT, 64-54

1988 #2 Md def. #7 GT, 102-74

1989 #3 CU def. #6 GT, 94-74

1990 #2 Virginia def. #7 GT, 73-65

1991 #2 Md def. #7 GT, 91-73

1992 #7 GT def. #2 Md, 68-67

1993 #5 CU def. #4 GT, 87-66

1994 #2 UNC def. #7 GT, 78-55

1995 #3 NCST def. #6 GT, 88-70

1997 #2 Virginia def. #7 GT, 77-63

1998 #1 Duke def. #8 GT, 100-56

1999 #3 UNC def. #6 GT, 87-71

2000 #6 GT def. #3 NCST, 71-62

2002 #4 Virginia def. #5 GT, 60-58

2003 #5 GT def. #4 FSU, 64-59

2006 #3 Md def. #11 GT, 71-66

2007 #3 Md def. #6 GT, 75-59

2008 #4 Virginia def. #5 GT, 52-43

2010 #4 GT def. #5 WF, 52-45

2011 #5 GT def. #4 Md, 70-64

2012 #4 GT def. #5 UNC, 54-53

2014 #2 Duke def. #7 GT, 82-52

2016 #2 Louisville def. #7 GT, 60-50

2020 #2 NC State def. #7 GT, 57-48

2021 #3 GT def. #11 Clemson, 60-57

2022 #3 Notre Dame def. #6 GT, 71-53

ACC Semifinals (2-5)

1992 #7 GT def. #3 CU, 74-73

2000 #2 Duke def. #6 GT, 77-56

2003 #1 Duke def. #5 GT, 76-52

2010 #1 Duke def. #4 GT, 67-55

2011 #1 Duke def. #5 GT, 74-66

2012 #4 GT def. #9 NCST, 81-67

2021 #2 NC State def. #3 GT, 66-61

ACC Championship Game (0-2)

1992 #1 Virginia def. #7 GT, 70-69

2012 #3 Md def. #4 GT, 68-65

POSTSEASON TOURNAMENT RESULTS

ACC Tournament Fact

Georgia Tech became the lowest seeded team in ACC Tournament history to qualify for the championship game in 1992 when the seventh-seeded Jackets scored a pair of one-point victories over nationally-ranked Maryland and Clemson to reach the final. Tech topped the second-seeded and fourth-ranked Terrapins, 68-67, in the first round and edged the third-seeded and 18th-ranked Tigers, 74-73, in the semifinals. In the championship game, Tech battled top-seeded and top-ranked Virginia tough, before falling by a one-point margin, 70-69.

NCAA TOURNAMENT

The Yellow Jackets made their first appearance in the NCAA Tournament in 1992-93 with a 16-10 record and an 8-8 ACC mark. Tech didn't return to the NCAA Tournament for 10 years, making its next trip in 2003, but then the Jackets participated in every Big Dance from 2007 - 2012. In 2012, Georgia Tech made its breakthrough to reach the program's first Sweet 16 with a 76-64 win against Georgetown in the second round.

1993: Mideast Region

Evanston, Ill.
M17 64 at Northwestern L, 62-90

2003: East Region

West Lafayette, Ind.
#10 seed
M22 64 vs. #7 Virginia Tech L, 59-61

2007: Dallas Region

Minneapolis, Minn.
#7 Seed
M17 64 vs. #10 DePaul W, 55-54
M19 32 vs. #2 Purdue L, 63-76

2008: Greensboro Region

Des Moines, Iowa
#10 seed
M22 64 vs. #7 Iowa State L, 55-58

2009: Oklahoma City Region

Iowa City, Iowa
#9 seed
M22 64 vs. #8 Iowa W, 76-62
M24 32 vs. #1 Oklahoma L, 50-69

2010: Kansas City Region

Norman, Oklahoma
#6 seed
M21 64 vs. #11 Arkansas Little Rock L, 53-63

2011: Dayton Region

Columbus, Ohio
#5 seed
M19 64 vs. #12 Bowling Green W, 69-58
M21 32 at #4 Ohio State L, 60-67

2012: Des Moines Region

Chapel Hill, N.C.
#4 seed
M18 64 vs. #13 Sacred Heart W, 76-50
M20 32 vs. #5 Georgetown W, 76-64
Des Moines, Iowa
M24 16 vs. #1 Baylor L, 68-83

2014: Louisville Region

Baton Rouge, La.
#10 seed
M23 64 at #7 LSU L, 78-98

2021: Hemisfair Region

San Antonio, Texas
#5 seed

M21 64 vs. #12 Stephen F. Austin W, 54-52
M23 32 vs. #4 West Virginia W, 73-56
M38 16 vs. #1 South Carolina L, 65-76

2022: Stanford Region

Stanford, Calif.
#9 seed
M18 64 vs. #8 Kansas L, 58-77

Georgia Tech All-Time NCAA Record

Overall: 7-11
Round of 64: 5-6
Round of 32: 2-3
Sweet 16: 0-2
Neutral Site: 5-7
Opponent Site: 1-3

Georgia Tech vs. Conferences in NCAA Tournament

Big 12: 1-4
BIG EAST: 2-1
Big Ten: 1-3
Mid-American: 1-0
Northeast: 1-0
SEC: 0-2
Southland: 1-0
Sun Belt: 0-1



The Yellow Jackets made it to the NCAA Tournament in 2007 which was the first of six-straight appearances in the Big Dance from 2007-12.

WNIT

In the first postseason appearance in school history, Georgia Tech's women's basketball team captured the 1992 National Women's Invitational Tournament in Amarillo, Texas. En route to the title, the Jackets defeated Wisconsin-Green Bay, 78-77, in the first round, Nebraska, 73-68, in the semifinals, and Hawaii, 90-72, in the championship game. The 1992 WNIT not only marked Tech's first postseason appearance, but it also marked the first WNIT title for an ACC school. In 1998, the WNIT switched names to the WNIT.

1992: Cal Farley Coliseum; Amarillo, Texas (WNIT)

M26 Wisconsin-Green Bay W 78-77
M27 Nebraska W 73-68
M28 Hawaii W 90-72

2000: Multiple Sites (WNIT)

M16 Southern Mississippi(1) W 76-71 (ot)
M18 at Chattanooga(2) W 81-74
M21 at Arkansas(3) L 67-78

2001: Humphrey Coliseum; Starkville, Miss.(WNIT)

M15 Mississippi State L 73-77

2002: Alexander Memorial Coliseum; Atlanta, Ga.(WNIT)

M13 Miami L 64-73

2015: Multiple Sites (WNIT)

M19 Elon W 69-47
M22 at Ole Miss (5) L 48-63

2016: McCamish Pavilion, Atlanta, Ga. (WNIT)

M17 Mercer W 73-56
M21 Tulane L 61-64

2017: Multiple Sites (WNIT)

M16 Jacksonville (4) W 71-55
M19 UCF (4) W 63-51
M23 MTSU (4) W 70-57
M26 Alabama (4) W 76-66
M29 Washington State (4) W 69-61
A1 at Michigan (6) L 79-89 (ot3)

2018: Multiple Sites (WNIT)

M15 Bethune Cookman (4) W 85-32
M18 UAB (4) W 91-47
M22 at Alabama (7) L 59-61

- (1): Alexander Memorial Coliseum, Atlanta, Ga.
- (2): McKenzie Arena, Chattanooga, Tenn.
- (3): Arkansas Arena, Fayetteville, Ark.
- (4): McCamish Pavilion, Atlanta, Ga.
- (5): Tad Smith Coliseum, Oxford, Miss.
- (6): Calihan Hall, Detroit, Mich.
- (7): Coleman Coliseum, Tuscaloosa, Ala.

Eight Tournaments: Won 14 Lost 7
1992 NWIT Champions

OTHER POSTSEASON TOURN.

1975 GAIW State Tournament

vs. Fort Valley L 39-76
vs. Tift L 54-65

1976 GAIW State Tournament

vs. Berry L 41-109
vs. North Georgia L 35-69

1977 GAIW State Tournament

vs. Morris Brown W 75-27
vs. Spelman W 55-43

1978 GAIW State Tournament

vs. West Georgia L 79-94

1979 GAIW State Tournament

vs. Berry L 68-92

1980 GAIW State Tournament

F. 21 at Georgia Southern L 51-87

1981 GAIW State Tournament

F. 26 vs. Georgia L 70-89

Seven Tournaments: Won 2 Lost 8

HONORS & AWARDS

ALL-AMERICANS

JOYCE PIERCE

1993 - KODAK/WBCA HONORABLE MENTION



KISHA FORD

1997 - ASSOCIATED PRESS HONORABLE MENTION
1997 - KODAK/WBCA HONORABLE MENTION



SONJA MALLORY

2003 - KODAK/WBCA HONORABLE MENTION



ALEX MONTGOMERY

2011 - KODAK/WBCA HONORABLE MENTION



TYAUNNA MARSHALL

2013 - ASSOCIATED PRESS HONORABLE MENTION
2014 - ASSOCIATED PRESS HONORABLE MENTION
2013 - KODAK/WBCA HONORABLE MENTION



AALIYAH WHITESIDE

2016 - WBCA HONORABLE MENTION




LORELA CUBAJ

2021 - WBCA HONORABLE MENTION
2022 - WBCA HONORABLE MENTION



LOTTA-MAJ LAHTINEN

2021 - WBCA HONORABLE MENTION



FRESHMAN ALL-AMERICA

Kisha Ford	1994	Basketball Times
Niesha Butler	1999	Women's Basketball Journal Women's Basketball News Service
Tyaunna Marshall	2011	Full Court Press (Third Team)

MCDONALD'S HIGH SCHOOL ALL-AMERICA

Kasha Terry	2002
Kaela Davis	2013
Elizabeth Balogun	2018
Elizabeth Dixon	2018

STREET & SMITH'S HIGH SCHOOL ALL-AMERICA

Janie Mitchell	2002	Honorable Mention
Nia Josiah	2003	Honorable Mention
Jill Ingram	2003	Honorable Mention
Daphne Mitchell	2003	Honorable Mention
Janie Mitchell	2003	Honorable Mention
Nia Josiah	2004	Honorable Mention
April Phillips	2004	Honorable Mention
Tiffany Blackmon	2005	Honorable Mention
Angel Buie	2005	Honorable Mention
Nia Josiah	2005	Honorable Mention
Iasia Hemingway	2007	Honorable Mention
Alex Montgomery	2007	Honorable Mention

PARADE HIGH SCHOOL ALL-AMERICA

Jackie Farmer	1987
Aisha Howard	1996
Iasia Hemingway	2007
Alex Montgomery	2007

HONORS & AWARDS

WBCA HIGH SCHOOL ALL-AMERICA

Kasha Terry	2002	Honorable Mention
Jillian Ingram	2004	
lasia Hemingway	2007	
Kaela Davis	2013	

ALL STAR GIRLS REPORT HIGH SCHOOL ALL-AMERICA

Jillian Ingram	2004	Fourth Team
Daphne Mitchell	2004	Fourth Team
Janie Mitchell	2004	Fifth Team

ACC AWARDS

Beginning with the 2012-13 season, the ACC released separate coaches and media All-ACC teams.

ALL-ACC

BY NAME:

Ardossi, Brigitte	2010	2nd
Bootz, Delores	1986	2nd
Bootz, Delores	1987	2nd
Bootz, Delores	1988	2nd
Butler, Niesha	1999	2nd
Butler, Niesha	2001	3rd
Cubaj, Lorela	2021	1st (Coaches; Media)
Cubaj, Lorela	2022	1st (Coaches; Media)
Davis, Kaela	2014	2nd (Coaches; Media)
Davis, Kaela	2015	1st (Coaches; Media)
Ford, Kisha	1995	2nd
Ford, Kisha	1996	2nd
Ford, Kisha	1997	1st
Goodlett, Sasha	2012	2nd
Higgs, Stephanie	2005	Honorable Mention
Higgs, Stephanie	2007	3rd
Lahtinen, Lotta-Maj	2021	1st (Media); 2nd (Coaches)
Lahtinen, Lotta-Maj	2022	Honorable Mention
Lounsbury, Karen	1990	2nd
Mallory, Sonja	2002	2nd
Mallory, Sonja	2003	1st
Marshall, Tyaunna	2011	3rd
Marshall, Tyaunna	2012	2nd
Marshall, Tyaunna	2013	1st (Coaches; Media)
Marshall, Tyaunna	2014	1st (Coaches; Media)
Martinez, Milli	2002	2nd
Mitchell, Janie	2007	Honorable Mention
Mitchell, Janie	2008	3rd
Montgomery, Alex	2009	3rd
Montgomery, Alex	2010	3rd
Montgomery, Alex	2011	2nd
Neal, Ida	1989	1st
Nnamaka, Chioma	2008	Honorable Mention
Pan, Francesca	2020	2nd (Coaches); HM (Media)
Pierce, Joyce	1991	2nd
Pierce, Joyce	1992	2nd
Pierce, Joyce	1993	2nd
Stewart, Alex	2003	3rd
Stewart, Alex	2004	Honorable Mention
Stokes, Fallon	2003	3rd
Stokes, Fallon	2004	2nd
Tate, Regina	2002	3rd
Walker, Marielle	1988	2nd
Whiteside, Aaliyah	2016	1st

BY YEAR:

Bootz, Delores	1986	2nd
Bootz, Delores	1987	2nd
Bootz, Delores	1988	2nd
Walker, Marielle	1988	2nd
Neal, Ida	1989	1st
Lounsbury, Karen	1990	2nd
Pierce, Joyce	1991	2nd
Pierce, Joyce	1992	2nd
Pierce, Joyce	1993	2nd
Ford, Kisha	1995	2nd
Ford, Kisha	1996	2nd
Ford, Kisha	1997	1st

Butler, Niesha	1999	2nd
Butler, Niesha	2001	3rd
Mallory, Sonja	2002	2nd
Martinez, Milli	2002	2nd
Tate, Regina	2002	3rd
Mallory, Sonja	2003	1st
Stewart, Alex	2003	3rd
Stokes, Fallon	2003	3rd
Stewart, Alex	2004	Honorable Mention
Stokes, Fallon	2004	2nd
Higgs, Stephanie	2005	Honorable Mention
Higgs, Stephanie	2007	3rd
Mitchell, Janie	2007	Honorable Mention
Mitchell, Janie	2008	3rd
Nnamaka, Chioma	2008	Honorable Mention
Montgomery, Alex	2009	3rd
Ardossi, Brigitte	2010	2nd
Montgomery, Alex	2010	3rd
Marshall, Tyaunna	2011	3rd
Montgomery, Alex	2011	2nd
Goodlett, Sasha	2012	2nd
Marshall, Tyaunna	2012	2nd
Marshall, Tyaunna	2013	1st (Coaches; Media)
Marshall, Tyaunna	2014	1st (Coaches; Media)
Davis, Kaela	2014	2nd (Coaches; Media)
Davis, Kaela	2015	1st (Coaches; Media)
Whiteside, Aaliyah	2016	1st (Coaches; Media)
Pan, Francesca	2020	2nd (Coaches); HM (Media)
Cubaj, Lorela	2021	1st (Coaches; Media)
Lahtinen, Lotta-Maj	2021	1st (Media); 2nd (Coaches)
Cubaj, Lorela	2022	1st (Coaches; Media)
Lahtinen, Lotta-Maj	2022	Honorable Mention

ACC ALL-FRESHMAN TEAM

Kathy Dortch	1993
Kisha Ford	1994
Carla Munnion	1994
Niesha Butler	1999
Chioma Nnamaka	2005
Alex Montgomery	2008
Tyaunna Marshall	2011
Sydney Wallace	2012
Brittany Jackson	2013 (Coaches; Media)
Kaela Davis	2014 (Coaches; Media)
Francesca Pan	2017 (Coaches; Media)
Kierra Fletcher	2018 (Coaches; Media)
Elizabeth Balogun	2019 (Coaches; Media)
Elizabeth Dixon	2019 (Coaches; Media)
Tonie Morgan	2023 (Coaches; Media)

ACC ALL-DEFENSIVE TEAM

Milli Martinez	2002
Sonja Mallory	2003
Jacqua Williams	2008, '09
Alex Montgomery	2011
Tyaunna Marshall	2013
Tyaunna Marshall	2014
Lorela Cubaj	2021, '22

ACC DEFENSIVE PLAYER OF THE YEAR

Lorela Cubaj	2021 (co)
Lorela Cubaj	2022

ACC MOST IMPROVED PLAYER

Lotta-Maj Lahtinen	2021
--------------------	------

ACC SIXTH PLAYER OF THE YEAR

Alex Montgomery	2010
Zaire O'Neil	2018

ACC ROOKIE OF THE YEAR

Niesha Butler	1999
Francesca Pan	2017 (Coaches; Media)
Elizabeth Balogun	2019 (Coaches; Media)

ACC COACH OF THE YEAR

Neil Fortner	2021 (Media)
--------------	--------------

ACC ALL-TOURNAMENT TEAM

Devony Caldwell	1992
Joyce Pierce	1992
Kisha Ford (2nd Team)	1994
Carla Munnion (2nd Team)	1998
Milli Martinez (2nd Team)	2000
Fallon Stokes (2nd Team)	2003
Stephanie Higgs (2nd Team)	2006
Alex Montgomery (2nd Team)	2010
Tyaunna Marshall (2nd Team)	2011
Sasha Goodlett (1st Team)	2012
Tyaunna Marshall (1st Team)	2012
Metra Walthour (2nd Team)	2012
Francesca Pan (2nd Team)	2020
Lorela Cubaj (2nd Team)	2021

ACC LEGEND

Ida Neal Smith	2005
Kisha Ford	2006
Dolores Bootz	2007
Bonnie Tate	2008
Karen Lounsbury	2009
Joyce Pierce	2010
Tory Ehle-Rule	2011
Bernadette McGlade	2012
Danielle Donehew	2013
Agnus Berenato	2014
Sonja Mallory	2015
Carla Munnion	2016

ACC PLAYER OF THE WEEK

Dolores Bootz	Jan. 5, 1986
Marielle Walker	Dec. 1, 1986; Dec. 14, 1987
Karen Lounsbury	Dec. 19, 1988
Ida Neal	Jan. 23, 1989
Sheila Wagner	Jan. 31, 1990
Kisha Ford	Dec. 20, 1993; Feb. 14, 1994; Feb. 17, 1997
Carla Munnion	Dec. 4, 1995; Dec. 18, 1995
Kenya Williams	Nov. 23, 1998
Niesha Butler	Jan. 8, 2001
Regina Tate	Nov. 26, 2001
Sonja Mallory	Jan. 21, 2002
Fallon Stokes	Nov. 24, 2003*; Dec. 8, 2003
Stephanie Higgs	Dec. 27, 2004; Feb. 5, 2007
Janie Mitchell	Dec. 10, 2007; Dec. 17, 2007
Chioma Nnamaka	Feb. 4, 2008
Brigitte Ardossi	Feb. 1, 2010
Alex Montgomery	Dec. 6, 2010; Dec. 27, 2010*
Tyaunna Marshall	Dec. 17, 2012; Feb. 4, 2013; Feb. 25, 2013; Feb. 10, 2014
Aaliyah Whiteside	Nov. 16, 2015
Zaire O'Neil	Feb. 6, 2017
Lotta-Maj Lahtinen	Dec. 14, 2020
Lorela Cubaj	Dec. 13, 2021

ACC ROOKIE OF THE WEEK

Stacey Buchannon	Dec. 20, 1993
Kisha Ford	Jan. 10, 1994
Danielle Donehew	Feb. 17, 1997
Betsy Foy	Dec. 8, 1997
Niesha Butler	Nov. 23, 1998*; Nov. 30, 1998; Dec. 7, 1998; Dec. 21, 1998; Jan. 4, 1999; Jan. 25, 1999; Feb. 1, 1999
Megan Harpring	Feb. 24, 2003
Chioma Nnamaka	Dec. 27, 2004
Alex Montgomery	Dec. 26, 2007; Jan. 21, 2008
lasia Hemingway	Jan. 28, 2008
Mo Bennett	Nov. 17, 2008
Sasha Goodlett	Feb. 9, 2009
Sharena Taylor	Dec. 14, 2009

HONORS & AWARDS

Tyaunna Marshall	Nov. 15, 2010*; Nov. 22, 2010; Dec. 6, 2010; Jan. 3, 2010; Jan. 10, 2010
Aaliyah Whiteside	Dec. 24, 2012
Brittany Jackson	Nov. 19, 2012, Jan. 14, 2013
Kaela Davis	Nov. 11, 2013, Dec. 9, 2013, Jan. 20, 2014 .March 3, 2014
Francesca Pan	Nov. 28, 2016, Jan. 9, 2017, Jan. 16, 2017, Feb. 20, 2017, Feb. 27, 2017
Chanin Scott	Dec. 12, 2016
Kierra Fletcher	Feb. 19, 2018
Elizabeth Balogun	Dec. 17, 2018, Dec. 23, 2018, Jan. 7, 2019, Jan. 21, 2019
Elizabeth Dixon	Nov. 19, 2018, Jan. 14, 2019, Feb. 11, 2019
Loyal McQueen	Dec. 14, 2020
Tonie Morgan	Jan. 23, 2023, Feb. 6 2023

REGION HONORS

GEORGIA COMMISSION ON WOMEN COLLEGIATE SPORTSWOMAN OF THE YEAR

Regina Tate	2001-02
-------------	---------

GEORGIA HALL OF FAME COACH OF THE YEAR

Agnus Berenato	1991-91
----------------	---------

ATLANTA TIPOFF CLUB COACH OF THE YEAR

Agnus Berenato	1991-92, 2002-03
MaChelle Joseph	2006-07, 2011-12
Nell Fortner	2019-20

ATLANTA TIPOFF CLUB STATE OF GEORGIA COLLEGE PLAYER OF THE YEAR

Kisha Ford	1993-94
Niesha Butler	1998-99
Sonja Mallory	2002-03
Janie Mitchell	2007-08
Brigitte Ardossi	2009-10
Alex Montgomery	2010-11
Sasha Goodlett	2011-12
Tyaunna Marshall	2012-13; 2013-14
Kaela Davis	2014-15
Aaliyah Whiteside	2015-16
Lorela Cubaj	2020-21; 2021-22

ATLANTA WOMEN IN SPORTS ATHLETE OF THE MONTH

Kisha Ford	March, 1994
------------	-------------

ATLANTA TIPOFF CLUB GEORGIA PLAYER OF THE MONTH

Marielle Walker	January, 1988
Ida Neal	January, 1989
Karen Lounsbury	January, 1990

BOY SCOUTS OF AMERICA PEACH OF AN ATHLETE

Angie Fischer	1993	Honoree
Kisha Ford	1995	Honoree
Danielle Donehew	2000	Honoree
Shayla Bivins	2014	Honoree
Lotta-Maj Lahtinen	2022	Female Winner

ACADEMIC HONORS

ACADEMIC ALL-ACC

Danielle Donehew	1998, '00
Regina Tate	1999, '01
Kenya Williams	1999

Jessica Williams	2005
Alex Montgomery	2008
Deja Foster	2010
Danielle Hamilton-Carter	2013
Shayla Bivins	2014
Roddreka Rogers	2015, '16
Antonia Peresson	2016
Francesca Pan	2017, '18, '19, '20
Elo Edeferioka	2018
Kierra Fletcher	2019, '20, '21
Lotta-Maj Lahtinen	2020, '21, '22
Nerea Hermosa	2021
Eylia Love	2022
Carmyn Harrison	2023
Ines Noguero	2023
Cameron Swartz	2023

COSIDA/VERIZON ACADEMIC ALL-AMERICA

Tory Ehle	1987	Honorable Mention
Karen Lounsbury	1990	
Karen Lounsbury	1991	

COSIDA/VERIZON ACADEMIC ALL-DISTRICT

Danielle Donehew	1999	Second Team
	2000	First Team
Regina Tate	2002	Second Team
Lotta-Maj Lahtinen	2021	
	2022	

GEORGIA TECH BOBBY DODD SCHOLARSHIP

Karen Lounsbury	1990-91
Angie Fischer	1992-93
Regina Tate	1998-99
Deja Foster	2009-10

GEORGIA TECH HOMER RICE SCHOLARSHIP

Danielle Donehew	1997-98
------------------	---------

ACC WEAVER-JAMES-CARRIGAN POSTGRADUATE SCHOLARSHIP

Danielle Donehew	2001
Regina Tate	2002
Kierra Fletcher	2021
Lotta-Maj Lahtinen	2022

MARIE JAMES SCHOLARSHIP AWARD (ACC'S TOP FEMALE SCHOLAR-ATHLETE)

Marlene Mainland	1988
------------------	------

CHARLES T. STONER LAW SCHOLARSHIP

Jacquie Williams	2009
Deja Foster	2011
Shayla Bivins	2014

MISCELLANEOUS

ESPNW NATIONAL PLAYER OF THE WEEK

Tyaunna Marshall	Feb. 10, 2014
------------------	---------------

USA BASKETBALL U.S. OLYMPIC TEAM TRIALS INVITE

Joyce Pierce	1992
--------------	------

USA BASKETBALL SELECT TEAM

Joyce Pierce	1992	Jones Cup
		Gold Medal (Taipai, Taiwan)
Kisha Ford	1995	Jones Cup
		Bronze Medal (Taipai, Taiwan)

USA BASKETBALL U.S. OLYMPIC FESTIVAL

Dolores Bootz	1986	South Team
		Gold Medal (Houston, Texas)
Joannah Kauffman	1995	South Team
		(Colorado Springs, Colo.)

Joyce Pierce	1990	South Team
		(Minneapolis, Minn.)
Bronda Davis	1991	South Team
		Gold Medal (Los Angeles, Calif.)
Kisha Ford	1994	East Team
		Bronze Medal, All-Tournament
April Phillips	2004	West Team
		(Colorado Springs, Colo.)
Jasmine Duffey	2005	Blue Team
		(Colorado Springs, Colo.)

HONORS & AWARDS

GEORGIA TECH HALL OF FAME

KATE BRANDT

Played: 1981-84
Inducted: 1989



TORY EHLE

Played: 1984-87
Inducted: 1990




BONNIE TATE

Played: 1977-79
Inducted: 1991



JAMIE POSEY

Played: 1978-81
Inducted: 1992




LEE ANN WOODHULL

Played: 1980-83
Inducted: 1993



DOLORES BOOTZ

Played: 1985-88
Inducted: 1994



IDA NEAL

Played: 186-89
Inducted: 1995



MARIELLE WALKER

Played: 1985-88
Inducted: 1996



BERNADETTE MCGLADE

Coached: 1982-88
Inducted: 1998



KAREN LOUNSBURY

Played: 1989-92
Inducted: 2006



KISHA FORD

Played: 1994-97
Inducted: 2008



AGNUS BERENATO

Coached: 1988-2003
Inducted: 2021



#PROJACKETS

WNBA DRAFT

PLAYER	YEAR	ROUND (PICK)	TEAM
Kisha Ford	1997	4th (27)	New York Liberty
Sonja Mallory	2003	2nd (24)	New York Liberty
Kasha Terry	2006	2nd (26)	Indiana Fever
Chioma Nnamaka	2008	2nd (21)	San Antonio Silver Stars
Brigitte Ardossi	2010	2nd (21)	Atlanta Dream
Alex Montgomery	2011	1st (10)	New York Liberty
Sasha Goodlett	2012	1st (11)	Indiana Fever
Tyaunna Marshall	2014	2nd (14)	New York Liberty
Lorela Cubaj	2022	2nd (18)	New York Liberty



In 2012, Sasha Goodlett was invited to Bristol, Connecticut for the 2012 WNBA Draft where she became the second Yellow Jacket to be drafted in the first round of the draft.

YELLOW JACKETS IN THE PROS

Player	Organization	Years
Brigitte Ardossi	Atlanta Dream	2010
	COB Calais, France	2010
	Canberra Capitals, Australia	2011-12
Dolores Bootz	Galatasaray, Istanbul, Turkey	1988-89
	Megafesa, Lugo, Spain	1990-91
	Caja Segovia, Segovia, Spain	1991-93
Lorela Cubaj	New York Liberty (WNBA)	2022
	Italy	2022
	Atlanta Dream (WNBA)	2023
Kisha Ford	New York Liberty (WNBA)	1997-98
	Orlando Miracle (WNBA)	1999
	Miami Sol (WNBA)	2000-01
Sasha Goodlett	Indiana Fever (WNBA)	2012-13
	Chicago Sky (WNBA)	2014-15
Stephanie Higgs	Greece	2007
Jill Ingram	Sweden	2008
Joannah Kauffman	Turkey	1999
Lotta-Maj Lahtinen	Belgium	2022-23
Milli Martinez	Puerto Rico	2002-04
Sonja Mallory	Phoenix Mercury (WNBA)	2003
	Lithuania, Hungary	2003
Daphne Mitchell	Finland	2009-10
Janie Mitchell	Bulgaria	2008
Alex Montgomery	New York Liberty (WNBA)	2011-14
	San Antonio Stars (WNBA)	2015-17
	Chicago Sky (WNBA)	2018
Chioma Nnamaka	Atlanta Dream (WNBA)	2008
	Lithuania	2009
	France	2010
	Poland/Sweden	2011-12
Jasmina Pacariz	Sweden	2008
Francesca Pan	Italy	2020-23
Alex Stewart	Iceland	2004
Digna Strautmene	Australia	2022
Cameron Swartz	Belgium	2023
Kasha Terry	Indiana Fever (WNBA)	2006-08
	Atlanta Dream (WNBA)	2008
Imani Tilford	Australia	2018
Katarina Vuckovic	Germany	2017
Marielle Walker	Switzerland	1988-89
Aimee Weiss	Denmark	1996-2003



Alex Montgomery wrapped up her fifth year in the pros in 2015

Chelsea Regins played right in Atlanta after graduation



RECORDS

Tech Records	78-82
Individual Records	82-84
Opponent Records	84-85
Career Leaders	86-87
Records by Class	88
Annual Leaders	89-90
Year-by-Year Stats	91-92
The Last Time	93
1,000 Point Scorers	94-95
NCAA Tournament Records	96-104

RECORDS

TECH GAME RECORDS

100+ POINT GAMES

124	vs. Winthrop, 12/30/90
124	vs. Presbyterian, 12/2/85
116	vs. Converse, 12/1/84
115	vs. Rider, 11/29/91
114	vs. Chattanooga, 11/30/91
114	vs. Rider, 12/5/90
111	vs. Morris Brown, 2/23/02
111	vs. Fairfield, 12/30/94
111	vs. Hofstra, 12/4/92
110	vs. Appalachian State, 12/18/92
108	vs. Iona, 12/20/87
107	vs. Georgia State, 2/13/95
106	vs. Utah State, 12/15/86
105	vs. Morgan State, 11/16/14
105	vs. Manhattan, 12/30/96
105	vs. Virginia, 1/21/89
104	vs. Portland State, 12/17/13
103	vs. Charleston Southern, 12/7/99
102	vs. Mount St. Mary's, 11/25/00
102	vs. UTEP, 12/20/13
102	vs. Southeastern Louisiana, 11/18/15
101	vs. Mercer, 12/28/10
101	vs. Virginia, 3/2/08
101	vs. Alabama, 12/29/92
101	vs. North Carolina, 1/9/91
101	vs. UAB, 11/27/87
100	vs. Lafayette, 12/30/98
100	vs. Coppin State, 1/15/92
100	vs. Tennessee Temple, 1/15/79

LARGEST MARGIN OF VICTORY

85 (116-31)	vs. Converse (12/1/84)
77 (124-47)	vs. Winthrop (12/30/90)
76 (90-14)	vs. Atlanta Christian (1975-76)
71 (82-11)	vs. Tenn State (h) (12/30/10)
71 (111-40)	vs. Morris Brown (2/23/02)
68 (124-56)	vs. Presbyterian (12/2/85)
66 (106-40)	vs. Utah St. (12/15/87)
65 (99-34)	vs. Atlanta Christian (1976-77)
62 (100-38)	vs. Georgia Baptist (1977-78)
60 (97-37)	vs. Alabama State (11/11/11)
58 (100-42)	vs. Coppin State (h) (1/15/92)
57 (101-44)	vs. Mercer (h) (12/28/10)
57 (95-38)	vs. Lafayette (h) (12/10/94)
57 (114-57)	vs. Chattanooga (h) (11/30/91)

LARGEST MARGIN OF VICTORY (ACC GAMES)

37 (85-48)	vs. Boston College (h) (2/19/12)
36 (67-31)	vs. Virginia (h) (1/9/22)
35 (89-54)	vs. Clemson (a) (2/22/09)
33 (76-43)	vs. Virginia Tech (h) (2/29/08)
33 (66-33)	vs. Clemson (h) (12/31/17)
32 (97-65)	vs. Florida State (h) (1/22/96)
31 (91-61)	vs. Virginia (h) (1/10/02)
30 (86-56)	vs. Florida State (h) (2/19/03)
29 (59-30)	vs. Maryland (h) (2/3/96)
29 (77-48)	vs. Pittsburgh (a) (2/6/20)
29 (73-44)	vs. Wake Forest (a) (1/21/21)

LONGEST WINNING STREAK

13	1976-77 to 1977-78
13	2010-2011
10	2002-03
9	1977-78
8	2009-10
8	2008-09
8	2007-08
8	1995-96
8	1991-92 to 1992-93
8	1986-87

LARGEST MARGIN OF DEFEAT

123 (18-141)	Savannah (1975-76)
94 (13-107)	Berry (1975-76)
83 (22-105)	Albany State (1975-76)
74 (31-105)	Berry (1974-75)

69 (25-94)	Shorter (1974-75)
67 (46-113)	Duke (1/7/99)
61 (28-89)	Auburn (1975-76)
61 (40-101)	Georgia State, (1975-76)
61 (35-96)	Georgia (1974-75)
60 (20-80)	Augusta (1975-76)
60 (33-93)	Albany State (1975-76)

LARGEST MARGIN OF DEFEAT (ACC GAMES)

67 (46-113)	Duke (a) (1/7/99)
59 (38-97)	NC State (a) (1/12/80)
47 (31-78)	North Carolina (a) (1/18/07)
44 (56-100)	Duke (h) (2/27/98)
41 (58-99)	Florida State (h) (1/1/23)
41 (58-99)	North Carolina (h) (1/6/83)
41 (44-85)	Virginia (11/24/79)

LONGEST LOSING STREAK

19	1975-76
12	1979-80 to 1980-81
8	1987-88
8	1979-80
7	1974-75
7	1983-84
7	1984-85
7	2004-05
7	2005-06

MOST POINTS IN A HALF

70 (2nd)	vs. Presbyterian (12/2/85)
66 (2nd)	vs. Converse (12/1/84)
64 (2nd)	vs. North Carolina (1/9/91)
64 (1st)	vs. Winthrop (12/30/90)
63 (2nd)	vs. Rider (11/29/91)
63 (2nd)	vs. Rider (12/5/90)

MOST FG MADE IN A HALF

31 (2nd)	vs. Presbyterian (12/2/85)
31 (2nd)	vs. Converse (12/1/84)
30 (2nd)	vs. North Carolina (1/9/91)
27 (2nd)	vs. Winthrop (1/30/90)
27 (1st)	vs. Presbyterian (12/2/85)

MOST FG ATT. IN A HALF

51 (2nd)	vs. Rider (12/5/90)
51 (2nd)	vs. Presbyterian (12/2/85)
50 (2nd)	vs. Converse (12/1/84)
49 (2nd)	vs. USC Upstate (12/6/07)
49 (2nd)	vs. Notre Dame (2/3/19)
49 (1st)	vs. Hofstra (12/4/92)
49 (1st)	vs. Converse (12/1/84)

HIGHEST FG PERCENTAGE IN A HALF

.824 (14-17) (2nd)	at Clemson (1/30/22)
.742 (23-31) (2nd)	vs. Fairfield (12/30/94)
.727 (24-33) (1st)	vs. UAB (3/18/18)
.700 (21-30) (1st)	vs. Kennesaw State (11/22/11)
.692 (18-26) (2nd)	vs. Rider (11/29/91)
.688 (22-32) (1st)	vs. NC State (3/3/12)
.686 (24-35) (1st)	vs. E. Wash. (11/24/01)
.682 (15-22) (1st)	vs. Clemson (1/26/02)
.682 (15-22) (2nd)	vs. Arizona (1/7/85)

MOST THREES MADE IN A HALF

8 (2nd)	vs. Georgia (11/17/19)
8 (1st)	vs. Virginia (2/14/14)
8 (1st)	vs. Florida State (1/31/99)
8 (2nd)	vs. NC State (1/28/99)
8 (2nd)	vs. Mercer (11/25/96)
9 (1st)	vs. Appalachian State (12/11/16)
7 (1st)	vs. Pittsburgh (2/12/23)
7 (1st)	vs. Boston College (12/9/20)
7 (1st)	vs. ETSU (12/15/19)
7 (1st)	vs. Alabama (12/18/15)
7 (1st)	vs. USC Upstate (12/5/15)
7 (1st)	vs. Florida State (2/27/14)
7 (1st)	vs. Clemson (1/30/14)
7 (1st)	vs. Loyola Chicago (11/14/14)
7 (1st)	vs. Alabama State (12/17/14)

7 (2nd)	vs. Western Carolina (11/10/13)
7 (2nd)	vs. Boston College (2/19/12)
7 (1st)	vs. Maryland (2/19/97)
6	vs. Several Teams

MOST THREES ATT. IN A HALF

22 (2nd)	vs. Virginia (2/24/19)
21 (1st)	vs. Alabama State (12/17/14)
20 (1st)	vs. Georgia State (12/3/16)
19 (2nd)	vs. Clemson (2/19/04)
18 (1st)	vs. Furman (12/12/21)
18 (2nd)	vs. Duke (1/5/17)
17 (1st)	vs. Western Carolina (11/14/18)
17 (2nd)	vs. Duke (2/1/18)
17 (2nd)	vs. Virginia (1/17/16)
17 (1st)	vs. Loyola Chicago (11/13/15)
17 (1st)	vs. Clemson (2/19/04)
16 (2nd)	vs. Boston University (12/21/21)
16 (2nd)	vs. NC State (12/31/20)
16 (2nd)	vs. Notre Dame (2/3/19)
16 (1st)	at Georgia (11/22/15)
16 (2nd)	vs. Virginia (1/14/99)
16 (1st)	vs. Pacific (12/19/89)
16 (1st)	vs. Virginia (1/10/13)
15 (1st)	vs. Clemson (2/13/22)
15 (1st)	vs. Virginia (1/9/22)
15 (2nd)	vs. Furman (12/12/21)
15 (1st)	vs. Appalachian State (12/11/16)
15 (1st)	vs. Mercer (12/7/16)
15 (2nd)	vs. Wake Forest (3/3/16)
15 (2nd)	vs. Alabama (12/18/15)
15 (2nd)	vs. USC Upstate (12/5/15)
15 (2nd)	vs. Michigan State (12/4/14)
15 (1st)	vs. Morgan State (11/16/14)
15 (1st)	vs. Lipscomb (12/29/14)
15 (1st)	vs. Iowa State (3/22/08)
15 (1st)	vs. Davidson (11/9/07)
15 (2nd)	vs. Mercer (11/25/96)
15 (2nd)	vs. Pacific (12/19/89)

MOST FT MADE IN A HALF

29 (2nd)	vs. Clemson (1/26/02)
26 (2nd)	vs. NC State (1/8/93)
24 (2nd)	vs. Wake Forest (1/4/02)
24 (2nd)	vs. Rider (11/29/91)
23 (2nd)	vs. Dayton (11/25/16)
23 (1st)	vs. Alabama State (11/24/15)
23 (2nd)	vs. North Carolina (2/26/10)
23 (2nd)	vs. North Carolina (1/29/89)
23 (2nd)	vs. Virginia (1/21/89)

MOST FT ATT. IN A HALF

42 (2nd)	vs. Clemson (1/26/02)
35 (2nd)	vs. Coppin State (1/15/92)
34 (2nd)	vs. NC State (1/8/93)
33 (2nd)	vs. Wake Forest (1/4/02)
32 (2nd)	vs. North Carolina (1/29/89)

FEWEST POINTS SCORED IN HALF

12 (1st)	vs. Miami (2/20/22)
12 (2nd)	vs. Miami (1/30/20)
12 (1st)	vs. Maryland (1/30/94)
13 (1st)	vs. Notre Dame (2/3/19)
13 (1st)	vs. NC State (2/10/05)
13 (1st)	vs. Duke (1/8/04)
14 (2nd)	at Clemson (2/9/23)
14 (2nd)	vs. Houston (11/9/18)
14 (1st)	vs. Georgia (12/2/12)
15 (1st)	vs. Duke (1/21/11)
15 (2nd)	vs. North Carolina (1/18/07)
16 (2nd)	at Miami (1/16/22)
16 (1st)	vs. Auburn (11/21/21)
16 (1st)	vs. 13/13 Rutgers (11/25/11)
16 (1st)	vs. NC State (2/28/10)
16 (1st)	vs. North Carolina (1/18/07)
16 (2nd)	vs. Wake Forest (2/6/05)
16 (1st)	vs. Duke (2/7/04)
16 (2nd)	vs. Kansas State (11/17/02)
16 (1st)	vs. Duke (1/9/00)
17	11 times

RECORDS

FEWEST FG MADE IN A HALF

3 (1st)	vs. Miami (2/20/22)
3 (1st)	vs. 13/13 Rutgers (11/25/11)
3 (1st)	vs. Wake Forest (3/5/10)
3 (2nd)	vs. North Carolina (1/18/07)
4 (1st)	vs. Duke (1/25/09)
4 (2nd)	vs. Kansas State (11/17/02)
4 (2nd)	vs. Clemson (2/11/99)
5 (2nd)	vs. Boston College (1/19/20)
5 (2nd)	vs. Miami (1/30/20)
5 (1st)	vs. Notre Dame (2/3/19)
5 (1st)	vs. Notre Dame (1/7/18)
5 (2nd)	vs. Duke (1/21/11)
5 (2nd)	vs. Oklahoma (3/24/09)
5 (1st)	vs. Florida State (2/27/05)
5 (1st)	vs. Duke (1/9/00)
5 (2nd)	vs. Maryland (1/30/94)
5 (1st)	vs. Duke (1/31/83)
5 (2nd)	vs. Mercer (2/3/82)
5 (2nd)	vs. Virginia (1/24/79)

FEWEST FG ATT. IN A HALF

14 (2nd)	vs. Duke (1/21/11)
14 (1st)	vs. NC State (1/8/93)
16 (2nd)	vs. Green Bay (1/26/11)
16 (1st)	vs. Duke (2/6/82)
17 (2nd)	at Clemson (1/30/22)
17 (2nd)	at Syracuse (2/7/16)
17 (1st)	vs. Georgia Southern (2/24/81)
18 (2nd)	at Florida St. (2/18/21)
18 (1st)	vs. Houston (11/9/18)
18 (2nd)	at Virginia Tech (2/23/12)
19 (1st)	vs. Wake Forest (3/5/10)
19 (1st)	vs. Clemson (2/24/05)
19 (1st)	vs. NC State (2/10/05)
19 (1st)	vs. Duke (2/7/04)
19 (2nd)	vs. Wake Forest (1/9/94)
20	25 times

LOWEST FG PERCENTAGE IN A HALF

.130 (3-23) (1st)	vs. Miami (2/20/22)
.130 (3-23) (1st)	vs. 13/13 Rutgers (11/25/11)
.130 (3-23) (2nd)	vs. N. Carolina (1/18/07)
.138 (4-29) (2nd)	vs. Kansas St. (11/17/02)
.147 (5-34) (1st)	vs. Notre Dame (2/3/19)
.156 (7-45) (1st)	vs. Maryland (1/13/05)
.158 (3-19) (1st)	vs. Wake Forest (3/5/10)
.167 (4-24) (2nd)	vs. Clemson (2/11/99)
.171 (6-35) (2nd)	vs. Clemson (2/19/04)
.172 (5-29) (2nd)	vs. Oklahoma (3/24/09)
.172 (5-29) (1st)	vs. Duke (1/9/00)
.176 (6-34) (2nd)	vs. NC State (1/27/13)
.182 (4-22) (1st)	vs. Duke (1/25/09)
.185 (5-27) (1st)	vs. Duke (1/31/83)
.189 (7-37) (2nd)	vs. Tulsa (12/12/04)
.189 (7-37) (2nd)	vs. Georgia (12/27/01)
.194 (6-31) (2nd)	vs. Virginia (2/8/92)

MOST POINTS SCORED

124	vs. Winthrop (12/31/90)
124	vs. Presbyterian (12/2/85)
116	vs. Converse (12/1/84)
115	vs. Rider (11/29/91)
114	vs. UTC (11/30/91)
114	vs. Rider (12/5/90)

MOST COMBINED POINTS SCORED - GAME

204	vs. Virginia (3/2/08)
204	vs. Alabama (12/29/92)
197	vs. Valdosta State (12/10/79)
196	vs. Iona (12/20/87)
194	vs. Georgia (12/13/94)
192	Two Times

MOST POINTS IN A LOSS

101	vs. Virginia (3/2/08)
101	vs. Alabama (12/29/92)
94	vs. Virginia (2/2/91)
92	vs. Furman (11/25/89)
90	vs. North Carolina (1/31/19)

89	vs. Houston (11/9/18)
87	vs. Maryland (1/15/04)
85	Three Times

MOST POINTS IN OVERTIME

20	vs. Wake Forest (1/31/13)
18	vs. Clemson (1/23/03)
17	vs. Houston (11/9/18)
15	vs. Clemson (2/13/22)
15	vs. Miami (1/27/10)
14	vs. NC State (2/2/12)
14	vs. Florida State (1/31/96)
14	vs. Duke (1/29/93)
14	vs. Duke (1/28/89)
14	vs. Richmond (11/26/88)

FEWEST POINTS SCORED

31	vs. North Carolina (1/18/07)
32	vs. Duke (1/21/11)
34	vs. Duke (1/25/09)
38	vs. Notre Dame (1/2/17)
38	vs. NC State (1/12/80)
39	vs. Miami (2/20/22)
40	vs. Rutgers (11/25/11)
40	vs. Duke (1/31/83)
41	vs. Auburn (12/30/97)
41	vs. Clemson (2/11/99)
41	vs. Duke (2/7/04)
41	at Clemson (2/9/23)

FEWEST POINTS ALLOWED

11	vs. Tennessee State (12/30/10)
27	vs. Washington (12/23/10)
27	vs. Winthrop (12/18/08)
28	vs. Georgia State (11/20/19)
28	vs. Savannah State (2/12/08)
30	vs. Maryland (2/5/96)
30	vs. Georgia State (11/19/04)
30	vs. Winthrop (11/13/09)
31	vs. Virginia (1/9/22)
31	vs. Converse (12/1/84)

MOST FIELD GOALS MADE

58	vs. Presbyterian (12/2/85)
55	vs. Converse (12/1/84)
53	vs. Winthrop (12/30/90)
48	vs. Virginia (1/10/02)
48	vs. E. Washington (11/24/01)

MOST FIELD GOALS ATT.

118	vs. UNC-Asheville (1/20/79)
99	vs. Rider (12/5/90)
99	vs. Converse (12/1/84)
97	vs. Hofstra (12/4/92)
96	vs. Presbyterian (12/2/85)

FEWEST FIELD GOALS MADE

11	vs. Clemson (2/11/99)
11	vs. North Carolina (1/18/07)
12	vs. Rutgers (11/25/11)
12	vs. Duke (1/21/11)
13	vs. Notre Dame (1/28/16)
13	vs. Wake Forest (3/5/10)
13	vs. Duke (1/25/09)
13	vs. Duke (1/3/83)
13	vs. Duke (1/31/83)

FEWEST FG ATTEMPTED

40	vs. Clemson (2/1/09)
40	vs. Florida State (2/27/05)
42	at Clemson (1/30/22)
42	at Florida State (2/18/21)
42	vs. Duke (1/21/11)
42	vs. Miami (1/12/09)
42	vs. Clemson (1/26/02)
43	at Syracuse (2/7/16)
43	vs. Arizona (1/7/85)
43	vs. Miami (1/23/05)
44	Five times

HIGHEST FG PERCENTAGE

.638 (44-69)	vs. Fairfield (2/30/94)
.635 (40-64)	vs. Kennesaw State (11/22/11)
.628 (27-43)	vs. Arizona (1/7/85)
.620 (44-71)	vs. Mercer (12/28/10)
.616 (53-86)	vs. Winthrop (12/30/90)
.606 (43-71)	vs. Chattanooga (11/30/91)
.604 (58-96)	vs. Presbyterian (12/2/85)

LOWEST FG PERCENTAGE

.186 (11-59)	vs. North Carolina (1/18/07)
.214 (12-56)	vs. Rutgers (11/25/11)
.217 (18-83)	vs. Notre Dame (2/3/19)
.220 (13-59)	vs. Duke (1/31/83)
.224 (13-58)	vs. Notre Dame (1/28/16)
.234 (11-47)	vs. Clemson (2/11/99)
.236 (13-55)	vs. Duke (1/3/83)
.236 (17-51)	vs. Duke (3/7/14)
.241 (14-58)	vs. Notre Dame (1/2/17)
.243 (17-70)	vs. NC State (1/12/80)
.243 (17-70)	vs. Clemson (2/19/04)

MOST THREES MADE

14	vs. Appalachian State (12/11/16)
13	vs. USC Upstate (12/5/15)
13	vs. Western Carolina (11/10/13)
12	vs. ETSU (12/15/19)
12	vs. Georgia (11/17/19)
12	vs. Alabama (12/18/15)
12	vs. Mercer (11/10/06)
11	vs. Furman (12/12/21)
11	vs. Western Carolina (11/14/18)
11	vs. Loyola Chicago (11/14/14)
11	vs. Lipscomb (12/29/14)
11	vs. Mercer (11/26/96)
11	vs. Maryland (1/5/95)
10	19 times

FEWEST THREES MADE

0	55 times
---	----------

MOST THREES ATTEMPTED

36	vs. Clemson (2/19/04)
33	vs. Furman (12/12/21)
33	vs. Georgia State (12/3/16)
31	vs. Virginia (2/24/19)
31	vs. Pacific (12/19/89)
30	vs. Notre Dame (2/3/19)
30	vs. Alabama State (12/17/14)
29	vs. Duke (1/5/17)
29	vs. Alabama (12/18/15)
28	vs. Pittsburgh (2/12/23)
28	vs. NC State (12/31/20)
28	vs. Virginia (1/17/16)
28	vs. USC Upstate (12/5/15)
28	vs. Southeastern Louisiana (11/18/15)
28	vs. Michigan State (12/4/14)
28	vs. Virginia (1/10/13)
28	vs. Iowa State (3/22/08)
27	vs. NC State (2/12/15)
27	vs. Duke (2/1/18)

FEWEST THREES ATTEMPTED

0	vs. Marist (12/19/87)
0	vs. Mercer (2/14/94)
1	vs. Furman (2/17/93)
1	vs. Appalachian St. (1/1/96)
1	vs. Hofstra (12/21/00)

HIGHEST THREE-POINT FG PERCENTAGE

.889 (8-9)	vs. Virginia (1/21/89)
.833 (5-6)	vs. Clemson (3/8/92)
.833 (5-6)	vs. Auburn-Montgom. (2/13/89)
.800 (4-5)	vs. Virginia Tech (2/26/09)
.750 (3-4)	vs. UAB (11/17/05)

LOWEST THREE-POINT FG PERCENTAGE

.000	55 times
------	----------

RECORDS

0-13	vs. Oklahoma State (11/15/09)
0-11	vs. Georgia (12/27/01)
0-10	vs. North Carolina (2/15/09)
0-9	vs. North Carolina (1/18/07)
0-8	vs. Florida State (2/17/00)
0-8	vs. Georgia (12/15/93)
0-8	vs. Wake Forest (1/10/93)
0-7	Seven Times

MOST FREE THROWS MADE

38	vs. Rider (1/29/91)
36	vs. Clemson (1/26/02)
36	vs. Hawaii (3/28/92)
35	vs. Portland State (12/17/13)
34	vs. Alabama State (11/24/15)
34	vs. NC State (1/8/93)
33	vs. North Carolina (1/28/89)

FEWEST FT MADE

1	at Notre Dame (2/23/23)
1	vs. Texas A&M (12/20/19)
1	vs. Duke (2/5/98)
2	at Virginia Tech (2/10/22)
2	vs. Wake Forest (12/19/21)
2	vs. Wake Forest (2/7/21)
2	vs. Mercer (12/7/16)
2	vs. Ohio State (3/21/11)
2	vs. Georgia (12/6/09)
2	vs. Virginia (2/11/87)
2	vs. St. Mary's (12/21/96)
2	vs. Maryland (2/19/97)
3	Six Times

MOST FT ATTEMPTED

51	vs. Alabama State (11/24/15)
50	vs. Clemson (1/26/02)
50	vs. Rider (11/29/91)
47	vs. Coppin St. (1/13/92)
46	vs. North Carolina (1/28/89)
45	vs. Portland State (12/17/13)
44	Five Times

FEWEST FT ATTEMPTED

1	vs. Texas A&M (12/20/19)
2	at Virginia Tech (2/10/22)
2	vs. Mercer (12/7/16)
2	vs. Maryland (2/19/97)
2	vs. Ohio State (3/21/11)
3	vs. Duke (2/5/98)
4	at Notre Dame (2/23/23)
4	vs. Wake Forest (12/19/21)
5	vs. Clemson (3/5/21)
5	vs. Georgia (12/6/09)
5	vs. St. Mary's (12/21/96)
5	vs. Minnesota (11/30/14)
6	Nine Times

HIGHEST FT PERCENTAGE

1.000 (6-6)	vs. Tulane (12/3/20)
1.000 (14-14)	vs. Virginia (1/25/15)
1.000 (11-11)	vs. Virginia (1/13/11)
.952 (20-21)	vs. NC State (2/10/05)
.947 (18-19)	vs. Wake Forest (2/26/98)
.944 (17-18)	at ETSU (11/17/21)
.944 (17-18)	vs. Appalachian St. (11/14/06)
.941 (16-17)	vs. Kennesaw St. (12/6/06)
.938 (15-16)	vs. Clemson (1/7/06)
.933 (14-15)	vs. Samford (12/13/15)
.929 (13-14)	Six Times

LOWEST FT PERCENTAGE

250 (1-4)	at Notre Dame (2/23/23)
270 (4-15)	vs. Georgia State (2/9/84)
286 (2-7)	vs. Virginia (2/11/87)
.300 (3-10)	vs. Virginia (3/7/08)
.304 (7-23)	vs. Boston College (1/12/17)
.333 (2-6)	vs. Wake Forest (2/7/21)
.333 (4-12)	vs. Florida State (3/3/19)
.333 (5-15)	vs. Virginia Tech (1/25/18)
.333 (7-21)	vs. Georgia State (11/21/17)

.333 (6-18)	vs. SIU-Edwardsville (12/19/11)
.333 (4-12)	vs. Southern (12/2/01)
.348 (8-23)	vs. Virginia (1/10/05)

MOST REBOUNDS

99	vs. Bryan (1/21/78)
77	vs. Hofstra (12/4/92)
76	vs. Rider College (12/5/90)
70	vs. Coppin St. (1/15/92)
68	vs. Southeastern Louisiana (11/18/15)
67	vs. USC Upstate (12/6/07)
66	vs. Furman (1/14/80)

HIGHEST REBOUNDING MARGIN

36	vs. St. Francis (Pa.) (12/29/00)
34	vs. Florida Gulf Coast (11/21/09)
33	vs. Wagner (12/19/00)
32	vs. Southeastern Louisiana (11/18/15)
31	vs. USC Upstate (12/7/07)
31	vs. Hofstra (12/4/92)
30	vs. Wofford (12/30/18)
30	vs. Kennesaw State (12/18/09)
30	vs. Morris Brown (2/23/02)
30	vs. Converse (12/1/84)

MOST ASSISTS

33	vs. Virginia (1/10/02)
32	vs. UNC-Wilmington (11/23/90)
31	vs. Chattanooga (11/30/91)
31	vs. Winthrop (12/30/90)
29	vs. Boston College (2/28/91)
29	vs. Presbyterian (12/2/85)

MOST BLOCKED SHOTS

13	vs. Chattanooga (12/2/86)
12	vs. Coppin State (1/15/92)
12	vs. East Tennessee St. (11/24/90)
12	vs. Clemson (1/18/89)
11	vs. Michigan (4/1/17)
11	vs. Wake Forest (1/29/04)

MOST STEALS

27	vs. Miss. Valley State (11/22/08)
27	vs. Georgia State (12/14/93)
27	vs. Marquette (11/18/12)
26	vs. Virginia Tech (2/29/08)
24	vs. Georgia State (11/23/99)
23	Four Times
22	Six Times

MOST TURNOVERS

45	vs. Clemson (1/31/81)
42	vs. Valdosta State (12/10/79)
40	vs. Houston (11/9/18)
39	vs. Virginia (11/24/85)
39	vs. Virginia (2/18/84)
38	vs. Georgia (12/2/83)
38	vs. Valdosta State (1/18/80)

FEWEST TURNOVERS

4	at Duke (2/1/22)
5	vs. Boston University (12/21/21)
5	at Central Michigan (11/9/21)
5	vs. Grambling State (11/10/19)
6	vs. NC State (3/6/21)
6	vs. Davidson (12/2/03)
6	vs. Wake Forest (1/19/97)
6	vs. Georgia Southern (1/31/81)
7	Seven Times

MOST FOULS

37	vs. Florida State (1/31/96)
35	vs. Virginia (3/2/08)
34	vs. Maryland (1/20/08)
34	vs. Georgia (11/24/13)
33	vs. Wake Forest (2/21/92)
32	vs. Dayton (11/25/16)
32	vs. Loyola Chicago (11/14/14)
32	vs. American (11/15/98)

32	vs. Furman (1/14/80)
32	vs. Miami (1/17/13)
32	vs. Maryland (1/19/14)

FEWEST FOULS

5	vs. Georgia (12/3/04)
6	at Duke (2/1/22)
6	vs. St. Francis (N.Y.) (12/29/98)
7	vs. Virginia (1/9/22)
7	vs. UConn (12/9/21)
7	vs. Central Arkansas (12/14/14)
7	vs. Boston College (1/17/10)
8	vs. Florida State (1/24/21)
8	vs. Rice (12/21/19)
8	vs. Washington State (3/29/17)
8	vs. Maryland (1/18/90)
8	vs. Florida State (1/21/97)
8	vs. Charleston Southern (1/29/02)

TECH IN OVERTIME

DATE	H/A	W/L	RESULT
11/25/78	a	W	GT 69, Vanderbilt 67
1/20/79	h	L	UNC Asheville 102, GT 95 (30T)
1/26/80	a	L	Albany State 89, GT 84
12/16/83	h	L	West Virginia 86, GT 78
2/5/84	a	L	East Carolina 61, GT 61
1/9/85	h	L	Clemson 84, GT 81
2/7/85	a	W	GT 69, Georgia State 68
2/22/86	h	L	North Carolina 92, GT 81
1/6/87	h	W	GT 81, #13 Maryland 80
1/15/88	a	L	Duke 77, GT 71
11/26/88	h	W	GT 84, Richmond 80 (20T)
1/28/89	a	W	GT 97, Duke 94
12/29/92	n	L	Alabama 103, GT 101
1/29/93	a	W	GT 86, Duke 80
1/31/92	a	L	North Carolina 72, GT 68
2/19/93	h	W	GT 92, NC State 89 (20T)
2/24/93	a	W	GT 68, Chattanooga 67
12/1/93	h	L	Minnesota 77, GT 73
1/31/96	a	L	Florida State 90, GT 85 (30T)
12/3/96	a	W	GT 88, Appalachian St. 80
12/24/97	a	W	GT 70, Mercer 65
12/29/97	h	W	GT 69, St. Mary's 60
12/29/99	h	W	GT 95, Western Michigan 89
3/16/00	h	W	GT 76, Southern Miss 71
2/14/02	a	L	Maryland 81, GT 70
1/23/03	h	W	GT 89, Clemson 78
1/29/04	h	L	Wake Forest 57, GT 55
2/26/06	a	L	Miami 90, GT 85 (20T)
1/20/08	a	L	Maryland 99, GT 95 (20T)
3/2/08	a	L	Virginia 103, GT 101 (20T)
1/8/09	h	L	Boston College 65, GT 64
2/26/09	a	W	GT 73, Virginia Tech 68
1/27/10	h	W	GT 80, Miami 73
1/30/11	a	L	#16 Miami 84, GT 74
11/26/11	n	L	Green Bay 67, GT 62
2/2/12	h	W	GT 75, NC State 68
11/23/12	n	L	Syracuse, 75, GT 72
1/31/13	h	W	GT 89, Wake Forest 82
1/30/14	h	L	Clemson 80, GT 79
12/4/14	a	L	Michigan State 79, GT 73
1/18/15	h	L	Pitt 75, GT 72
1/22/17	a	L	Wake Forest 70, GT 65
2/2/17	a	L	Virginia 65, GT 64
2/9/17	h	L	NC State 75, GT 67
4/1/17	n	L	Michigan 89, GT 79
1/9/18	a	L	Houston 95, GT 89 (20T)
1/23/20	h	L	North Carolina 67, GT 60
1/30/20	a	L	Miami 54, GT 49
2/13/20	a	L	Virginia Tech 64, GT 60
11/29/20	h	L	Georgia 75, Georgia Tech 69
3/21/21	n	W	Georgia Tech 54, Stephen F. Austin 52
2/13/22	h	W	Georgia Tech 92, Clemson 84
2/17/22	h	L	Notre Dame 72, Georgia Tech 66
2/24/22	a	L	Florida State 65, Georgia Tech 63
2/12/23	h	L	Pittsburgh 85, Georgia Tech 79 (20T)

TECH SINGLE SEASON RECORDS

MOST POINTS SCORED

RECORDS

2,551	1991-92 (33 games)
2,549	2013-14 (32 games)
2,542	2016-17 (37 games)
2,483	2011-12 (35 games)
2,442	2014-15 (34 games)
2,359	1990-91 (28 games)
2,314	2010-11 (35 games)
2,294	2017-18 (34 games)
2,275	2015-16 (33 games)
2,269	1989-90 (30 games)
2,251	2007-08 (32 games)
2,182	2006-07 (33 games)
2,172	2009-10 (33 games)

FEWEST POINTS SCORED

1,479	1981-82
1,571	2004-05
1,695	1979-80
1,706	2020-21
1,739	1993-94
1,780	1997-98

FEWEST POINTS ALLOWED

1,209	1976-77
1,566	2004-05
1,601	2020-21
1,626	2019-20
1,641	1977-78
1,666	1978-79
1,671	1981-82

HIGHEST SCORING AVERAGE

84.3	1990-91
79.7	2013-14
79.6	1978-79
78.7	1992-93
77.3	1991-92
75.9	1988-89

LOWEST SCORING AVERAGE

58.2	2004-05
59.2	1981-82
60.9	2021-22
60.9	2022-23
61.8	2019-20
63.2	2003-04
63.6	1998-99
64.4	1993-94

MOST FG MADE

964	1991-92
938	2011-12
936	2013-14
924	2016-17
902	1977-78
893	1990-91
880	2014-15
873	2010-11
854	1989-90
853	2017-18
828	1992-93

MOST FG ATTEMPTED

2,306	2016-17
2,230	1977-78
2,193	2013-14
2,186	1978-79
2,136	2014-15
2,128	2011-12
2,120	1991-92
2,087	2017-18
2,064	2010-11
2,011	2006-07
2,007	2012-13

FEWEST FG MADE

556	2004-05
577	1981-82
654	2020-21

666	2022-23
671	1982-83
676	2003-04
678	1979-80

FEWEST FG ATTEMPTED

1,439	1981-82
1,541	2004-05
1,546	2020-21
1,612	1982-83
1,618	1996-97
1,646	1997-98

HIGHEST FIELD GOAL PERCENTAGE

.471 (893-1896)	1990-91
.459 (806-1757)	1985-86
.455 (964-2120)	1991-92
.451 (825-1828)	1987-88
.444 (733-1648)	1984-85

LOWEST FIELD GOAL PERCENTAGE

.361	2004-05
.378	2022-23
.382	2012-13
.382	1993-94
.386	1997-98
.388	2018-19
.392	2005-06
.394	1979-80

MOST 3-POINT FG MADE

202	2014-15
196	2016-17
188	2015-16
178	2021-22
174	2013-14
165	2018-19
160	2007-08
157	2006-07
152	2010-11
150	2011-12
148	2020-21
140	2019-20
137	2012-13
133	2017-18
131	1999-00

FEWEST 3-POINT FG MADE

4	1986-87
41	1993-94
43	1995-96
64	2000-01
68	2001-02

MOST 3-POINT FG ATTEMPTED

651	2014-15
612	2016-17
569	2021-22
559	2015-16
555	2013-14
545	2018-19
503	2007-08
503	2019-20
473	2012-13
472	2006-07
468	2010-11
466	2022-23
465	2020-21
446	2011-12
437	2017-18
417	2008-09

FEWEST 3-POINT FG ATTEMPTED

17	1986-87
166	1995-96
181	1993-94
225	1992-93
249	2001-02

HIGHEST 3-POINT FG PERCENTAGE

.381 (109-286)	1988-89
.369 (125-339)	1998-99
.367 (106-289)	1987-88
.362 (102-282)	1990-91
.361 (119-330)	1996-97

LOWEST 3-POINT FG PERCENTAGE

.227	1993-94
.235	1986-87
.258	2009-10
.259	1995-96
.273	2001-02

MOST FREE THROWS MADE

526	1991-92
519	2009-10
503	2013-14
498	2016-17
480	2014-15
475	2015-16
471	1990-91
469	2008-09
466	2000-01
466	1982-83

FEWEST FREE THROWS MADE

250	2020-21
296	2021-22
313	2019-20
325	1981-82
330	1993-94
339	2018-19
339	1979-80
341	1987-88
356	2004-05

MOST FREE THROWS ATTEMPTED

808	2016-17
751	2013-14
730	2009-10
725	1991-92
715	1982-83
702	2017-18
697	1999-00
687	2007-08

FEWEST FREE THROWS ATTEMPTED

369	2020-21
449	2021-22
467	2019-20
479	1981-82
490	1987-88
490	2022-23
495	2018-19
499	2004-05
527	1993-94
534	1985-86

HIGHEST FREE THROW PERCENTAGE

.749 (367-490)	2022-23
.743 (475-639)	2015-16
.735 (421-573)	2006-07
.729 (452-620)	1989-90
.729 (480-658)	2014-15
.726 (526-725)	1991-92
.713 (356-499)	2004-05
.711 (519-730)	2009-10

LOWEST FREE THROW PERCENTAGE

.616 (498-808)	2016-17
.619 (357-577)	1983-84
.624 (339-543)	1979-80
.626 (330-527)	1993-94
.636 (443-697)	1999-00
.639 (359-562)	2012-13
.648 (407-628)	2001-02
.648 (455-702)	2017-18

RECORDS

MOST REBOUNDS

1,581	1976-77
1,494	2016-17
1,475	1977-78
1,431	2014-15
1,409	2013-14
1,375	2011-12
1,369	2010-11
1,355	2009-10
1,343	2017-18
1,339	1991-92

HIGHEST REBOUNDING AVERAGE

60.6	1978-79
58.5	1976-77
54.6	1977-78
45.4	1986-87
44.0	2013-14
43.8	1992-93

MOST ASSISTS

556	2011-12
529	1990-91
521	1989-90
514	1991-92
510	2010-11
487	2009-10
485	2021-22
467	1987-88

MOST BLOCKED SHOTS

141	2021-22
132	2017-18
131	2018-19
129	2011-12
129	2014-15
125	2016-17
124	1986-87
123	2002-03
117	2013-14
115	1987-88
111	2003-04
110	2005-06

MOST STEALS

456	2007-08
434	2008-09
406	2010-11
389	2011-12
382	2006-07
362	2017-18
351	2009-10
348	1991-92

MOST FOULS

784	2016-17
711	2013-14
651	2017-18
642	2015-16
641	1991-92
630	2012-13
609	2011-12
609	2008-09
591	2000-01
593	2014-15
589	2006-07

FEWEST FOULS

376	2020-21
400	1996-97
424	2021-22
435	2004-05
445	1995-96
454	2019-20
458	1981-82
468	1998-99

MOST GAMES PLAYED

37	2016-17
----	---------

35	2011-12
35	2010-11
34	2014-15
34	2017-18
33	2015-16
33	2009-10
33	2006-07
33	1991-92
32	2021-22
32	2013-14
32	2008-09
32	2007-08
31	2019-20
31	2002-03
31	1999-00

MOST WINS

26	2011-12
24	2010-11
23	2009-10
23	1977-78 (DIII)
22	2016-17
22	2008-09
22	2007-08
21	2021-22
21	2006-07
20	2019-20
20	2017-18
20	2015-16
20	2013-14
20	2002-03
20	1991-92

FEWEST WINS

2	1975-76
2	1979-80
6	1974-75
8	1980-81
9	1981-82
9	1983-84

MOST LOSSES

24	1975-76
19	1983-84
19	1982-83
19	1980-81
17	2022-23
17	1997-98
17	1989-90

FEWEST LOSSES

4	1977-78
8	1976-77
8	1978-79
9	2020-21
9	2011-12
10	2007-08
10	2008-09
11	2021-22
11	2019-20
11	2010-11
11	2002-03
11	1992-93

HIGHEST WINNING PERCENTAGE

.852 (23-4)	1977-78 (DIII)
.743 (26-9)	2011-12
.697 (23-10)	2009-10
.688 (22-10)	2008-09
.688 (22-10)	2007-08
.686 (24-11)	2010-11
.656 (21-11)	2021-22
.654 (17-9)	2020-21
.645 (20-11)	2019-20
.645 (20-11)	2002-03

INDIVIDUAL GAME RECORDS

MOST POINTS SCORED

43	Marielle Walker vs. Iona (12/20/87)
----	-------------------------------------

41	Kisha Ford vs. East Tenn. St (2/9/94)
40	Niesha Butler vs. Florida State (1/2/99)
37	Tyaunna Marshall vs. Miami (2/24/13)
36	Stephanie Higgs vs. Northwestern (12/18/06)
36	Dolores Bootz vs. Coastal Carolina (2/22/88)
35	6 times

MOST FIELD GOALS MADE

18	Tyaunna Marshall vs. Miami (2/24/13)
17	Marielle Walker vs. Iona (12/20/87)
16	Kisha Ford vs. ETSU (2/9/94)
15	Fallon Stokes vs. Maryland (2/14/02)
15	Dolores Bootz vs. Coastal Car. (2/22/88)
15	Dolores Bootz vs. Maryland (1/3/88)
15	Dolores Bootz vs. Fordham (12/6/87)

MOST FIELD GOALS ATTEMPTED

32	Ida Neal vs. Tennessee (2/15/89)
30	Kaela Davis vs. Pitt (1/18/15)
30	Tyaunna Marshall vs. Miami (2/24/13)
30	Marielle Walker vs. Iona (12/20/87)
30	Jennifer Hendershott vs. UNCA (1/20/79)
29	Kaela Davis vs. Virginia (1/25/15)
28	Kaela Davis vs. LA Tech (12/30/14)
28	Niesha Butler vs. North Carolina (2/27/99)
28	Kisha Ford vs. ETSU (2/9/94)

MOST 3-POINT FIELD GOALS MADE

8	Sydney Wallace vs. Baylor (3/24/12)
8	Danielle Donehew vs. UNC (1/13/00)
8	Danielle Donehew vs. Samford (11/27/98)
7	Kaela Davis vs. Alabama A&M (12/7/13)
7	Chioma Nnamaka vs. Virginia Tech (2/29/08)
7	Megan Isom vs. Fordham (12/21/02)
7	Danielle Donehew vs. Monmouth (12/19/99)
7	Danielle Donehew vs. FSU (1/31/99)
7	Danielle Donehew vs. UNC (1/24/99)
7	Danielle Donehew vs. Charleston So. (11/28/97)

MOST 3-POINT FIELD GOALS ATTEMPTED

20	Karen Lounsbury vs. Pacific (12/9/89)
17	Megan Isom vs. Clemson (1/23/03)
16	Alex Montgomery vs. UNC (1/6/10)
16	Danielle Donehew vs. Monmouth (12/19/99)
15	Sydney Wallace at Virginia (2/3/13)
15	Alex Montgomery vs. Miami (1/27/10)
14	Eight Times

HIGHEST 3-POINT FIELD GOAL PERCENTAGE

(Minimum four field goals)

1.000 (4-4)	Chioma Nnamaka vs. FSU (1/6/05)
1.000 (4-4)	Metra Walthour vs. Missouri (1/27/10)
1.000 (4-4)	Alex Montgomery at Wash. (12/23/10)
1.000 (4-4)	Frida Fogdemark vs. BC (2/19/12)

MOST FREE THROWS MADE

17	Milli Martinez vs. Clemson (1/26/02)
17	Joyce Pierce vs. Hawaii (3/28/92)
15	Ida Neal vs. North Carolina (1/29/89)
14	Jaime Kruppa vs. Hofstra (11/27/99)
14	Niesha Butler vs. Florida State (1/2/99)
14	Joyce Pierce vs. Duke (1/29/95)

MOST FREE THROWS ATTEMPTED

20	Niesha Butler vs. North Carolina (12/3/98)
20	Joyce Pierce vs. Clemson (1/26/93)
19	Milli Martinez vs. Clemson (1/26/02)
19	Ida Neal vs. North Carolina (1/29/89)
17	Jaime Kruppa vs. Hofstra (11/27/99)
17	Niesha Butler vs. Florida State (1/2/99)
17	Joyce Pierce vs. Hawaii (3/28/92)
17	LeeAnn Woodhull vs. Valdosta (2/21/81)

BEST FREE THROW PERCENTAGE

1.000 (17-17)	Joyce Pierce vs. Hawaii (3/28/92)
1.000 (11-11)	Aaliyah Whiteside vs. High Point (11/27/15)
1.000 (11-11)	Irene Gari vs. Southeastern Louisiana (11/18/15)
1.000 (11-11)	Stephanie Higgs vs. Clemson (1/7/07)
1.000 (10-10)	Brittany Jackson vs. NC State (1/27/13)

RECORDS

1.000 (10-10) Brigitte Ardossi vs. UNC (2/26/10)
1.000 (10-10) Mallorie Winn vs. Maryland (1/18/04)
1.000 (10-10) Alex Stewart vs. St. John's (12/30/02)
1.000 (10-10) Betsy Foy vs. NC State (2/1/98)

MOST REBOUNDS

29 Bonnie Tate vs. Georgia Baptist (11/30/76)
23 Dolores Bootz vs. Fordham (12/6/87)
21 Kisha Ford vs. Mercer (11/26/96)
21 LeeAnn Woodhull vs. Wake Forest (2/10/81)
20 Lorela Cubaj at Purdue (12/1/21)
20 Lorela Cubaj at Clemson (1/7/21)
20 Dolores Bootz vs. Auburn-Mont. (12/30/86)

MOST ASSISTS

17 Nina Bärnin vs. Virginia (1/10/02)
16 Anita Malone vs. North Carolina (2/22/86)
15 Tiffany Martin vs. Alaska Anch. (12/20/94)
15 Carmen Davis vs. Maryland (1/18/90)
14 Tiffany Martin vs. Maryland (1/5/95)

MOST STEALS

14 Jill Ingram vs. Virginia Tech (2/29/08)
11 Jacqua Williams vs. North Carolina (1/5/08)
11 Bonnie Tate vs. Spelman (2/15/77)
10 Dawnn Maye vs. Marquette (11/18/12)
9 Tiffany Martin vs. W. Carolina (12/28/95)
8 10 Times

MOST BLOCKED SHOTS

9 Allison Echols vs. ETSU (11/24/90)
9 Allison Echols vs. Clemson (1/18/89)
8 Dolores Bootz vs. Southern (12/14/87)
7 Dolores Bootz vs. Maryland (1/14/85)
7 Kasha Terry vs. Duke (1/18/04)

30+ POINT GAMES

43 Marielle Walker vs. Iona, 12/20/87
41 Kisha Ford vs. E. Tennessee State, 2/9/94
40 Niesha Butler vs. Florida State, 1/2/99
37 Tyaunna Marshall vs. Miami, 2/24/13
36 Stephanie Higgs vs. Northwestern, 12/18/06
36 Dolores Bootz vs. Coastal Car., 2/22/88
35 Elizabeth Balogun at North Carolina, 1/31/19
35 Kaela Davis vs. LA Tech, 12/30/14
35 Kisha Ford vs. Manhattan, 12/30/96
35 Carla Munnion vs. Chattanooga, 12/13/95
35 Joyce Pierce vs. Mercer, 2/19/91
35 Ida Neal vs. Tennessee, 2/15/89
34 Fallon Stokes vs. North Carolina, 1/2/03
34 Kenya Williams vs. Davidson, 11/21/98
34 Carla Munnion vs. Manhattan, 12/3/95
34 Karen Lounsbury vs. Chattanooga, 12/31/89
34 Karen Lounsbury vs. Mercer, 1/25/89
34 Karen Lounsbury vs. Maine, 12/18/88
34 Marielle Walker vs. NC State, 1/9/88
33 Kaela Davis vs. Alabama State, 12/17/14
33 Sonja Mallory vs. Miami (Ohio), 11/30/02
33 Sonja Mallory vs. Morris Brown, 2/23/02
33 Kisha Ford vs. Georgia State, 2/13/95
33 Karen Lounsbury vs. Tenn. St., 11/24/89
32 Tyaunna Marshall vs. UNC, 2/6/14
32 Sydney Wallace vs. Baylor, 3/24/12
32 Fallon Stokes vs. Clemson, 2/14/02
32 Kisha Ford vs. Duke, 1/27/97
32 Kisha Ford vs. New Hampshire, 12/2/95
32 Dolores Bootz vs. North Carolina, 1/17/88
32 Dolores Bootz vs. Fordham, 12/6/87
32 LeeAnn Woodhull vs. North Carolina, 3/4/83
32 LeeAnn Woodhull vs. Georgia, 1/16/80
31 Aaliyah Whiteside at Clemson, 1/24/16
31 Aaliyah Whiteside at NC State, 1/7/16
31 Kaela Davis vs. Virginia, 1/25/15
31 Kaela Davis vs. Pitt, 1/18/15
31 Kaela Davis vs. Clemson, 1/30/14
31 Kisha Ford vs. Wake Forest, 2/16/97
31 Joyce Pierce vs. Hawaii, 3/28/92
31 Dolores Bootz vs. Iona, 12/20/87
31 Ida Neal vs. Duke, 1/30/87
30 Lotta-Maj Lahtinen vs. NC State, 12/31/20

30 Francesca Pan at NC State, 2/16/20
30 Elizabeth Balogun vs. Seton Hall, 12/20/18
30 Tyaunna Marshall vs. Virginia Tech, 1/23/14
30 Chioma Nnamaka vs. Florida State, 1/6/05
30 Stephanie Higgs vs. Sanford, 12/21/04
30 Carla Munnion vs. Mercer, 2/22/95
30 Joyce Pierce vs. Clemson, 1/26/93
30 Joyce Pierce vs. Duke, 1/29/93
30 Karen Lounsbury vs. NC State, 2/18/89
30 Ida Neal vs. North Carolina, 1/31/89
30 Karen Lounsbury vs. Virginia, 1/21/89
30 Dolores Bootz vs. Maryland, 1/3/88
30 Hea Ju Moon vs. UAB, 11/27/87
30 Dolores Bootz vs. Marshall, 1/4/86
30 Kristy Sampson vs. Atl. Christian, 2/21/76

20-POINT, 20-REBOUND GAMES

Kisha Ford 21 pts., 21 reb.
vs. Mercer (11/26/96)
Dolores Bootz 32 pts., 23 reb.
vs. Fordham (12/6/87)
Dolores Bootz 27 pts., 20 reb.
vs. Auburn-Mont. (12/30/86)
LeeAnn Woodhull 23 pts., 21 reb.
vs. Wake Forest (2/10/81)

TRIPLE-DOUBLES

Milli Martinez 12 pts., 10 reb., 10 ast.
vs. Morris Brown, 2/23/02
Alex Stewart 11 pts., 10 reb., 11 ast.
vs. Charleston So., 1/30/01
Kisha Ford 33 pts., 13 reb., 10 ast.
vs. Georgia St., 2/13/95

INDIVIDUAL SEASON RECORDS

MOST POINTS SCORED

652 Kaela Davis (2014-15)
644 Aaliyah Whiteside (2015-16)
609 Tyaunna Marshall (2013-14)
596 Joyce Pierce (1991-92)
594 Kaela Davis (2013-14)
556 Dolores Bootz (1987-88)
549 Kisha Ford (1996-97)
542 Tyaunna Marshall (2012-13)
539 Karen Lounsbury (1988-89)

HIGHEST SCORING AVERAGE

20.6 Dolores Bootz (1987-88)
20.3 Kisha Ford (1995-96)
19.6 Tyaunna Marshall (2013-14)
19.5 Aaliyah Whiteside (2015-16)
19.3 Karen Lounsbury (1988-89)
19.3 Joyce Pierce (1988-89)
19.3 Niesha Butler (1998-99)

MOST FIELD GOALS MADE

244 Tyaunna Marshall (2013-14)
238 Dolores Bootz (1987-88)
235 Kaela Davis (2014-15)
228 Tyaunna Marshall (2012-13)
221 Kisha Ford (1996-97)
218 Joyce Pierce (1991-92)
212 Dolores Bootz (1987-88)
205 Tyaunna Marshall (2011-12)
201 Tyaunna Marshall (2010-11)

MOST FIELD GOALS ATTEMPTED

645 Kaela Davis (2014-15)
513 Tyaunna Marshall (2013-14)
513 Kaela Davis (2013-14)
509 Aaliyah Whiteside (2015-16)
507 Tyaunna Marshall (2012-13)
468 Fallon Stokes (2002-03)
464 Fallon Stokes (2003-04)
460 Tyaunna Marshall (2011-12)

HIGHEST FIELD GOAL PERCENTAGE

.610 (180-295) Dolores Bootz (1985-86)

.609 (238-391) Dolores Bootz (1987-88)
.605 (101-167) LeeAnn Woodhull (1980-81)
.596 (130-218) Roddrek Rogers (2014-15)
.585 (100-171) Dolores Bootz (1984-85)
.559 (95-170) Nerea Hermosa (2020-21)
.568 (166-292) Kenya Williams (1998-99)

MOST THREE-POINT FIELD GOALS MADE

86 Danielle Donehew (1998-99)
85 Kaela Davis (2013-14)
81 Chioma Nnamaka (2006-07)
79 Francesca Pan (2017-18)
74 Alex Montgomery (2010-11)
73 Danielle Donehew (1999-00)
72 Alex Montgomery (2008-09)

MOST 3-POINT FIELD GOALS ATTEMPTED

246 Kaela Davis (2013-14)
242 Francesca Pan (2017-18)
235 Kaela Davis (2014-15)
223 Chioma Nnamaka (2006-07)
217 Danielle Donehew (1999-00)
210 Danielle Donehew (1998-99)
209 Alex Montgomery (2010-11)

HIGHEST 3-POINT FIELD GOAL PERCENTAGE

.460 (23-50) Devony Caldwell (1991-92)
.433 (13-30) Sheila Wagner (1989-90)
.432 (48-111) Danielle Donehew (1996-97)
.412 (14-34) Stephanie Higgs (2003-04)
.404 (23-57) Eyllia Love (2021-22)
.401 (71-177) Karen Lounsbury (1988-89)
.401 (86-210) Danielle Donehew (1998-99)

MOST FREE THROWS MADE

216 Aaliyah Whiteside (2015-16)
155 Joyce Pierce (1991-92)
146 Stephanie Higgs (2006-07)
145 Ida Neal (1988-89)
139 Aaliyah Whiteside (2014-15)
138 Joyce Pierce (1992-93)
137 Joyce Pierce (1990-91)

MOST FREE THROWS ATTEMPTED

253 Aaliyah Whiteside (2015-16)
196 Sonja Mallory (2002-03)
191 Joyce Pierce (1991-92)
191 Niesha Butler (1998-99)
190 Ida Neal (1988-89)
183 Stephanie Higgs (2006-07)

BEST FREE THROW PERCENTAGE

.864 (76-88) Betsy Foy (1997-98)
.858 (91-106) Karen Lounsbury (1989-90)
.854 (216-253) Aaliyah Whiteside (2015-16)
.851 (103-121) Alex Stewart (2002-03)
.841 (138-164) Joyce Pierce (1992-93)
.836 (56-67) Janie Mitchell (2005-06)

MOST REBOUNDS

420 Bonnie Tate (1976-77)
356 Lorela Cubaj (2021-22)
335 Roddrek Rogers (2014-15)
333 Bonnie Tate (1977-78)
310 Dolores Bootz (1986-87)
300 Lorela Cubaj (2020-21)
300 Alex Montgomery (2010-11)
298 Joyce Pierce (1991-92)

HIGHEST REBOUNDING AVERAGE

16.2 Bonnie Tate (1976-77)
13.9 Bonnie Tate (1977-78)
11.6 Dolores Bootz (1985-86)
11.5 Lorela Cubaj (2020-21)
11.5 Dolores Bootz (1985-86)
11.4 Bonnie Tate (1978-79)

MOST ASSISTS

220 Tiffany Martin (1995)

RECORDS

199	Ida Neal (1988-89)
173	Carmen Davis (1989-90)
172	Alex Stewart (2002-03)
165	Alex Stewart (2003-04)

HIGHEST ASSIST AVERAGE

7.9	Nina Bärilin (2001-02)
7.3	Tiffany Martin (1994-95)
7.1	Ida Neal (1988-89)
5.8	Carmen Davis (1989-90)
5.7	Alex Stewart (2003-04)

MOST STEALS

118	Jacqua Williams (2007-08)
109	Jacqua Williams (2008-09)
101	Jill Ingram (2007-08)
95	Jacqua Williams (2006-07)
92	Kisha Ford (1993-94)
92	Imani Telford (2016-17)

MOST BLOCKED SHOTS

80	Dolores Bootz (1987-88)
70	Kasha Terry (2003-04)
68	Dolores Bootz (1985-86)
65	Joannah Kauffman (1997-98)
58	Sorja Mallory (2001-02)

MOST GAMES PLAYED

37	Six players (2016-17)
35	Four players (2011-12)
35	Four players (2010-11)
34	Seven players (2010-11, 2014-15)
34	Five players (2017-18)
33	Four players (2015-16)
33	Five players (2006-07)
33	Six players (1991-92)

MOST DOUBLE-DOUBLES

17	Dolores Bootz (1986-87)
17	Dolores Bootz (1985-86)
14	Joyce Pierce (1991-92)
14	Lorela Cubaj (2020-21)
12	Lorela Cubaj (2021-22)
12	Roddreka Rogers (2014-15)
12	Dolores Bootz (1987-88)
12	LeeAnn Woodhull (1979-80)
12	Joyce Pierce (1990-91)
12	Alex Montgomery (2010-11)

OPPONENT GAME RECORDS

MOST POINTS IN A HALF

65	by Valdosta State (12/10/79)
60	by Georgia (12/13/94)
58	by Florida State (2/5/01)
58	by Maryland (2/6/89)
58	by Tennessee (2/2/87)

MOST FIELD GOALS MADE IN A HALF

29	by Valdosta State (12/10/79)
26	by Clemson (2/11/85)
24	by NC State (1/28/99)
24	by Duke (2/27/98)
24	by Georgia (12/13/94)
24	by Maryland (3/5/88)

MOST FIELD GOALS ATTEMPTED IN A HALF

62	by Richmond (11/26/88)
54	by UAB (11/27/87)
54	by NC State (2/13/84)
53	by Albany State (1/28/81)
53	by Valdosta State (12/10/79)

HIGHEST FIELD GOAL PERCENTAGE IN A HALF

.778 (17-22)	by Vanderbilt (1/9/82)
.762 (16-21)	by North Carolina (12/22/05)
.758 (22-29)	by Maryland (12/15/82)
.731 (19-26)	by Clemson (2/22/98)

.731 (19-26) by Duke (1/27/97)

MOST 3-POINT FIELD GOALS MADE IN A HALF

9	by North Carolina (2/16/17)
9	by North Carolina (1/31/19)
8	by Duke (1/27/97)
8	by Duke (1/27/05)
8	by NC State (1/26/14)
8	by Princeton (1/19/17)
7	by Boston College (1/3/19)
7	by Green Bay (1/28/14)
7	by Villanova (11/29/14)
7	by Villanova (11/29/14)
7	by Miami (2/21/10)
7	by Iowa State (3/22/08)
7	by Miami (1/13/08)
7	by Charleston Southern (1/30/01)
7	by Virginia (1/30/98)
7	by Duke (2/7/04)
7	by North Carolina (1/13/13)

MOST 3-POINT FIELD GOALS ATTEMPTED IN A HALF

23	by Syracuse (1/15/17)
23	by Villanova (11/29/14)
22	by Syracuse (1/20/19)
20	by Virginia Tech (2/17/19)
20	by Syracuse (1/20/19)
19	by Villanova (11/29/14)
19	by Virginia (1/21/89)
18	by Syracuse (1/15/17)
18	by UAB (11/27/87)
18	by Lipscomb (12/29/14)
18	by Syracuse (2/8/15)
17	by George Washington (11/22/18)
17	by North Carolina (1/31/19)
17	by Princeton (12/29/16)
17	by St. Francis Brooklyn (12/20/14)
17	by Alabama State (11/11/11)
17	by Charlotte (11/15/02)
17	by Charleston Southern (11/28/97)
17	by Alabama (12/29/92)
17	by Washington (12/21/12)

MOST FREE THROWS MADE IN A HALF

28	by Duke (1/26/91)
27	by Dayton (12/21/18)
23	by Maryland (1/26/06)
23	by Georgia (12/27/01)
22	by Tennessee (2/2/87)
22	by Syracuse (1/4/18)
21	by Davidson (12/3/97)
21	by Georgia (12/15/93)
21	by FIU (12/30/12)

MOST FREE THROWS ATTEMPTED IN A HALF

36	by Duke (1/26/91)
33	by Dayton (12/21/18)
30	by Maryland (1/26/06)
28	by Georgia State (11/23/99)
28	by Georgia (12/15/93)
28	by Campbell (12/20/90)

MOST POINTS SCORED

113	by Georgia (12/13/94)
113	by Valdosta State (12/10/79)
111	by Morris Brown (1/23/93)
107	by Virginia (1/23/93)
106	by Maryland (2/6/89)

MOST FIELD GOALS MADE

47	by Valdosta State (12/10/79)
46	by Maryland (3/5/88)
46	by North Carolina (1/6/83)
45	by Maryland (2/6/89)
43	by Georgia (12/13/94)
43	by NC State (2/7/86)

MOST FIELD GOALS ATTEMPTED

98	by Richmond (11/26/88)
96	by Valdosta State (12/10/79)

95	by Albany State (1/3/80)
94	by Albany State (1/14/81)
93	by Virginia (11/24/85)

HIGHEST FIELD GOAL PERCENTAGE

.660 (33-50)	by Duke (1/27/97)
.638 (37-58)	by Miami (3/2/17)
.638 (37-58)	by Miami (3/2/17)
.636 (42-66)	by Virginia (1/23/93)
.630 (46-73)	by Maryland (3/5/88)
.626 (42-67)	by Maryland (12/15/82)
.626 (42-67)	by NC State (2/8/80)

MOST 3-POINT FIELD GOALS MADE

14	by North Carolina (1/31/19)
14	by North Carolina (2/16/17)
14	by Villanova (11/29/14)
13	by Florida State (11/23)
13	by Duke (1/17/05)
12	by NC State (2/12/15)
12	by Princeton (12/21/03)
12	by Alabama (12/29/92)
11	by Notre Dame (12/30/15)
11	by Pitt (1/18/15)
11	by Virginia (2/11/02)
11	by Charleston Southern (1/30/01)
11	by Charleston Southern (11/28/97)

MOST 3-POINT FIELD GOALS ATTEMPTED

42	by Syracuse (1/20/19)
42	by Villanova (11/29/14)
41	by Syracuse (1/15/17)
39	by Houston (11/9/18)
34	by Belmont (11/27/22)
33	by Lipscomb (12/29/14)
32	by Alabama State (11/13/16)
32	by Syracuse (2/7/16)
32	by Charleston Southern (11/28/97)
32	by Washington (12/21/12)
31	by Elon (11/26/99)
30	by Green Bay (11/26/11)
30	by Charlotte (11/15/02)
30	by Southern Mississippi (3/16/00)
30	by Chattanooga (12/16/98)

HIGHEST 3-POINT FIELD GOAL PERCENTAGE

.875 (7-8)	by Fordham (12/6/87)
.833 (10-12)	by Florida State (12/5/01)
.800 (4-5)	by Florida State (1/18/93)
.800 (4-5)	by Wake Forest (1/8/89)
.714 (10-14)	by Duke (1/7/99)
.714 (5-7)	by Florida State (1/31/96)

MOST FREE THROWS MADE

36	by Maryland (1/20/08)
36	by Duke (1/26/91)
35	by Virginia (3/2/08)
35	by Maryland (1/19/14)
33	by Dayton (12/21/18)
33	by Florida State (1/31/96)
33	by Maryland (1/26/06)

MOST FREE THROWS ATTEMPTED

51	by Florida State (1/31/96)
46	by Virginia (3/2/08)
46	by Duke (1/26/91)
44	by Maryland (1/20/08)
44	by Georgia (12/27/01)

HIGHEST FREE THROW PERCENTAGE

1.000 (19-19)	by NC State (1/3/85)
1.000 (11-11)	by Duke (2/18/95)
1.000 (10-10)	by Elon (11/26/99)
1.000 (8-8)	by Florida State (1/13/22)
1.000 (8-8)	by Pittsburgh (2/19/17)
1.000 (8-8)	by Boston College (1/25/07)
1.000 (8-8)	by Pittsburgh (2/19/17)
1.000 (6-6)	by NC State (2/7/22)
1.000 (6-6)	by South Carolina (3/28/21)
1.000 (6-6)	by Rice (12/21/19)

RECORDS

1,000 (6-6) by Virginia Tech (3/22/03)

MOST REBOUNDS

67	by Richmond (11/26/88)
67	by Georgia (11/25/80)
65	by Tennessee (11/17/13)
63	by Albany State (1/14/81)
62	by Valdosta State (12/10/79)

MOST ASSISTS

33	by Virginia (1/10/01)
33	by NC State (2/7/86)
32	by NC State (1/4/91)
32	by NC State (1/7/89)
31	by Virginia (1/23/91)

MOST BLOCKED SHOTS

15	by Tulsa (12/12/04)
15	by Virginia (1/20/96)
14	by Virginia (1/14/99)
13	by Duke (1/17/05)
13	by Duke (3/7/14)
13	by Virginia (1/28/18)
12	by North Carolina (1/13/13)
12	by North Carolina (3/5/15)
11	by Alabama State (12/17/14)
11	by Pitt (1/18/15)
11	by Duke (2/26/15)

MOST STEALS

29	by Mercer (1/7/80)
26	by Valdosta State (12/10/79)
25	by Georgia (12/4/82)
25	by Clemson (1/31/80)
22	by Syracuse (2/7/16)
22	by North Carolina (2/27/85)
22	by Virginia (2/16/85)

MOST TURNOVERS

43	by East Tennessee State (2/9/94)
42	by Georgia State (12/14/93)
40	by Utah State (12/15/86)
39	by Kennesaw State (11/19/08)
39	by Covenant (12/1/81)
37	by Virginia Tech (2/29/08)
37	by Furman (1/14/80)
37	by Marquette (11/18/12)

OPPONENT 100+ POINT GAMES

113	by Georgia (12/13/94)
113	by Valdosta State (12/10/79)
107	by Virginia (1/23/93)
106	by Maryland (2/6/89)
103	by Virginia (3/2/08)
103	by Alabama (12/29/92)
103	by Clemson (1/31/80)
102	by Maryland (3/5/88)
100	by Duke (2/27/98)
100	by NC State (1/7/89)
100	by Tennessee (2/2/87)
100	by Georgia (11/29/84)

OPPONENT SEASON RECORDS

MOST POINTS SCORED

2,429	2016-17 (37 games)
2,297	1991-92 (33 games)
2,295	2013-14 (32 games)
2,276	2014-15 (34 games)
2,267	1989-90 (30 games)
2,221	1988-89 (28 games)
2,152	1990-91 (28 games)

MOST FIELD GOALS MADE

870	1982-83
866	1988-89
865	2016-17
864	1987-88
860	1985-86

854 1991-92

MOST FIELD GOALS ATTEMPTED

2,198	2016-17
2,062	1991-92
2,061	2015-14
2,018	1988-89
1,998	2011-12
1,969	1982-83
1,963	2013-14

HIGHEST FIELD GOAL PERCENTAGE

.460 (860-1869)	1985-86
.456 (852-1870)	1979-80
.452 (853-1889)	1989-90
.448 (705-1575)	1981-82
.442 (870-1969)	1982-83

MOST THREE-POINTERS MADE

222	2014-15
209	2016-17
186	2018-19
169	2015-16
154	2010-11
153	2002-03
151	2003-04
151	2017-18
149	2000-01
148	2021-22
144	2009-10
144	2001-02

MOST THREE-POINTERS ATTEMPTED

684	2016-17
664	2014-15
623	2018-19
575	2015-16
508	2010-11
507	2009-10
504	2021-22
501	2017-18
499	1999-00
491	2022-23
489	2011-12
487	2013-14
469	2006-07
458	2007-08

HIGHEST 3-POINT FIELD GOAL PERCENTAGE

.405 (62-153)	1987-88
.380 (82-216)	1989-90
.368 (153-416)	2002-02
.353 (149-422)	2000-01
.347 (151-435)	2003-04

MOST FREE THROWS MADE

548	2013-14
492	1991-92
490	2016-17
479	1989-90
450	2012-13
448	1990-91

MOST FREE THROWS ATTEMPTED

801	2013-14
731	1991-92
710	1989-90
701	2012-13
690	1990-91

HIGHEST FREE THROW PERCENTAGE

.713 (490-687)	2016-17
.706 (308-436)	2004-05
.704 (388-551)	2014-15
.708 (242-342)	2020-21
.697 (397-570)	1983-84
.692 (408-590)	2006-07
.691 (328-475)	2022-23
.691 (381-551)	2007-08

.690 (407-590)

.689 (430-629)

2008-09

2005-06

MOST REBOUNDS

1,345	2016-17
1,304	1980-81
1,304	1988-89
1,289	1991-92
1,257	1989-90
1,255	2013-14
1,240	2011-12

MOST ASSISTS

521	1989-90
494	1988-89
483	2014-15
477	1991-92
475	1987-88
474	1999-00

MOST BLOCKED SHOTS

178	2016-17
152	2017-18
147	2012-13
146	2010-11
135	2011-12
133	2006-07
133	2014-15
123	2008-09
119	2009-10
112	2015-16
109	1983-84

MOST STEALS

387	1979-80
334	1984-85
300	1988-89
297	1997-98
292	2012-13
290	2010-11
287	2011-12
287	1991-92

RECORDS

CAREER LEADERS

POINTS

1.	Tyaunna Marshall (2011-14)	2,129
2.	Kisha Ford (1994-97)	1,955
3.	Karen Lounsbury (1989-92)	1,743
4.	Dolores Bootz (1985-88)	1,723
5.	Carla Munnion (1995-98)	1,671
6.	Francesca Pan (2017-20)	1,638
7.	Chioma Nnamaka (2005-08)	1,593
8.	Aaliyah Whiteside (2012-16)	1,580
9.	Alex Montgomery (2008-11)	1,565
10.	Joyce Pierce (1991-93)	1,557
11.	Janie Mitchell (2005-08)	1,422
	Kate Brandt (1981-84)	1,422

SCORING AVERAGE

1.	Dolores Bootz (1985-88)	18.9
	Kaela Davis (2014-15)	18.9
2.	Joyce Pierce (1991-93)	18.8
3.	Kisha Ford (1994-97)	17.9
4.	Niesha Butler (1999-02)	16.3
	Tyaunna Marshall (2011-14)	16.3
6.	Carla Munnion (1995-98)	14.9
7.	Karen Lounsbury (1989-92)	14.6
	Elizabeth Balogun (2018-19)	14.6
9.	Bonnie Tate (1977-79)	14.5
10.	LeeAnn Woodhull (1980-83)	13.6
11.	Chioma Nnamaka (2005-08)	13.3
	Kate Brandt (1981-84)	13.3

FIELD GOALS MADE

1.	Tyaunna Marshall (2011-14)	878
2.	Kisha Ford (1994-97)	780
3.	Dolores Bootz (1985-88)	730
4.	Karen Lounsbury (1989-92)	609
5.	Carla Munnion (1995-98)	601
6.	Kate Brandt (1981-84)	575
7.	Francesca Pan (2017-20)	568
8.	Janie Mitchell (2005-08)	560
9.	Chioma Nnamaka (2005-08)	558
10.	Joyce Pierce (1991-93)	553
11.	Alex Montgomery (2008-11)	551

FIELD GOALS ATTEMPTED

1.	Tyaunna Marshall (2011-14)	1,902
2.	Kisha Ford (1994-97)	1,740
3.	Francesca Pan (2017-20)	1,618
4.	Carla Munnion (1995-98)	1,451
5.	Karen Lounsbury (1989-92)	1,438
6.	Chioma Nnamaka (2005-08)	1,422
7.	Alex Montgomery (2008-11)	1,395
8.	Kate Brandt (1981-84)	1,303
9.	Lorela Cubaj (2017-22)	1,297
10.	Janie Mitchell (2005-08)	1,290
11.	Fallon Stokes (2001-04)	1,275
12.	Aaliyah Whiteside (2012-16)	1,262
13.	Stephanie Higgs (2004-07)	1,245

FIELD GOAL PERCENTAGE

<i>(Minimum 100 made)</i>		
1.	Dolores Bootz (1985-88)	.593 (730-1232)
2.	Kenya Williams (1996-99)	.568 (420-739)
3.	Roddreka Rogers (2012-16)	.562 (381-678)
4.	LeeAnn Woodhull (1980-83)	.527 (471-894)
5.	Chelsee Regins (2009-12)	.522 (186-356)
6.	Aimee Weiss (1990-93)	.520 (474-912)
7.	Nerea Hermosa (2019-23)	.519 (395-761)
8.	Theresa Gernatt (1988-91)	.514 (273-515)
9.	Elizabeth Dixon (2018-19)	.512 (130-254)
10.	Joyce Pierce (1991-93)	.500 (553-1107)
11.	Zaire O'Neil (2014-18)	.497 (524-1055)
12.	Mandy Miller (1987-88)	.489 (108-221)
13.	Brigitte Ardossi (2007-10)	.483 (360-746)

FREE THROWS MADE

1.	Aaliyah Whiteside (2012-16)	502
2.	Joyce Pierce (1991-93)	430
3.	LeeAnn Woodhull (1980-83)	360
4.	Tyaunna Marshall (2011-14)	353

5.	Kisha Ford (1993-97)	359
6.	Stephanie Higgs (2004-07)	345
7.	Ida Neal (1986-89)	340
8.	Karen Lounsbury (1989-92)	320
9.	Carla Munnion (1995-98)	300
10.	Jaime Kruppa (1997-01)	289

FREE THROWS ATTEMPTED

1.	Aaliyah Whiteside (2012-16)	616
2.	Tyaunna Marshall (2011-14)	572
3.	LeeAnn Woodhull (1980-83)	550
4.	Joyce Pierce (1991-93)	537
5.	Kisha Ford (1993-97)	522
6.	Sonja Mallory (2000-03)	483
7.	Zaire O'Neil (2014-18)	478
8.	Ida Neal (1986-89)	475
9.	Stephanie Higgs (2004-07)	460
10.	Sasha Goodlett (2009-12)	425
11.	Jaime Kruppa (1997-2001)	420
12.	Fallon Stokes (2001-04)	403

FREE THROW PERCENTAGE

<i>(Minimum 100 made)</i>		
1.	Selena Baldwin (1990-93)	.820 (146-178)
2.	Aaliyah Whiteside (2012-16)	.815 (502-616)
3.	Karen Lounsbury (1989-92)	.814 (320-393)
4.	Joyce Pierce (1991-93)	.801 (430-537)
5.	Kaela Davis (2014-15)	.781 (235-301)
6.	Alex Stewart (2000-04)	.777 (269-346)
7.	Brigitte Ardossi (2007-10)	.776 (281-362)
8.	Devony Caldwell (1990-93)	.775 (238-307)
9.	Alex Montgomery (2008-11)	.774 (226-292)
10.	Kim Crawford (1983-86)	.766 (134-175)

THREE-POINT FIELD GOALS MADE

1.	Chioma Nnamaka (2005-08)	269
2.	Francesca Pan (2017-20)	245
3.	Danielle Donehew (1997-00)	241
4.	Alex Montgomery (2008-11)	237
5.	Karen Lounsbury (1989-92)	205
6.	Antonia Peresson (2014-18)	203
7.	Carla Munnion (1995-98)	169
8.	Sydney Wallace (2012-15)	167
9.	Kaela Davis (2014-15)	153
10.	Megan Isom (2002-04)	135
11.	Lotta-Maj Lahtinen (2018-22)	131
12.	Metra Walthour (2009-12)	125

THREE-POINT FIELD GOALS ATTEMPTED

1.	Francesca Pan (2017-20)	812
2.	Chioma Nnamaka (2005-08)	733
3.	Alex Montgomery (2008-11)	686
4.	Danielle Donehew (1997-00)	659
5.	Antonia Peresson (2014-18)	611
6.	Karen Lounsbury (1989-92)	550
7.	Carla Munnion (1995-98)	540
8.	Sydney Wallace (2012-15)	485
9.	Kaela Davis (2014-15)	481
10.	Lotta-Maj Lahtinen (2018-22)	423
11.	Megan Isom (2002-04)	420
12.	Metra Walthour (2009-12)	392
	Katarina Vuckovic (2013-17)	392

THREE-POINT PERCENTAGE

<i>(Minimum 50 attempts)</i>		
1.	Marielle Walker (1985-88)	.458 (49-107)
2.	Devony Caldwell (1990-93)	.397 (69-174)
3.	Ida Neal (1986-89)	.393 (33-84)
4.	Karen Lounsbury (1989-92)	.373 (205-550)
5.	Irene Gari (2015-16)	.371 (26-70)
6.	Chioma Nnamaka (2005-08)	.367 (269-733)
7.	Selena Baldwin (1990-93)	.367 (101-275)
8.	Danielle Donehew (1997-00)	.366 (241-659)
9.	Eylia Love (2020-23)	.365 (27-74)
10.	Digna Strautmene (2021-22)	.359 (46-128)
11.	Loyal McQueen (2020-pres.)	.357 (41-115)
12.	Alex Montgomery (2008-11)	.345 (237-686)
13.	Sydney Wallace (2012-15)	.344 (167-485)

REBOUNDS

1.	Lorela Cubaj (2017-22)	1,265
2.	Bonnie Tate (1977-79)	1,039
3.	Dolores Bootz (1985-88)	978
4.	Roddreka Rogers (2012-16)	963
5.	Kisha Ford (1994-97)	871
6.	Tyaunna Marshall (2011-14)	850
7.	Alex Montgomery (2008-11)	837
8.	Cindy Cochran (1982-85)	804
9.	Regina Tate (1998-2002)	801
	LeeAnn Woodhull (1980-83)	801
11.	Joyce Pierce (1991-93)	764
12.	Sasha Goodlett (2009-12)	760

REBOUNDING AVERAGE

1.	Bonnie Tate (1977-79)	13.9
2.	Dolores Bootz (1985-88)	10.7
3.	Joyce Pierce (1991-93)	9.2
4.	LeeAnn Woodhull (1980-83)	8.3
	Lorela Cubaj (2017-22)	8.3
6.	Kisha Ford (1994-97)	8.0
7.	Melinda Ryan (1978-80)	7.6
	Cindy Cochran (1982-85)	7.6
9.	Roddreka Rogers (2012-16)	7.5
10.	Teresa Lopez (1979-81)	7.4
11.	Jan Chandler (1974-76)	7.2

ASSISTS

1.	Tiffany Martin (1994-97)	559
2.	Ida Neal (1986-89)	508
3.	Alex Stewart (2000-04)	505
4.	Dawnn Maye (2011-14)	412
5.	Tory Ehle (1984-87)	402
6.	Lorela Cubaj (2017-22)	395
7.	Metra Walthour (2009-12)	389
8.	Lotta-Maj Lahtinen (2018-22)	367
9.	Carmen Davis (1990-92)	357
10.	Jill Ingram (2005-08)	345
11.	Kisha Ford (1994-97)	335
12.	Nina Bärin (2000-03)	331

HIGHEST ASSIST AVERAGE

1.	Tiffany Martin (1994-97)	5.3
2.	Ida Neal (1986-89)	4.7
3.	Nina Bärin (1999-03)	4.4
	Carmen Davis (1990-92)	4.4
5.	Alex Stewart (2000-04)	4.2
6.	Tory Ehle (1984-87)	3.7
7.	Anita Malone (1982-86)	3.6
8.	Dawnn Maye (2011-14)	3.3
	Niesha Butler (1998-02)	3.3
10.	Kisha Ford (1994-97)	3.1
	Lotta-Maj Lahtinen (2018-22)	3.1

STEALS

<i>(Since 1979)</i>		
1.	Jacqua Williams (2006-09)	370
2.	Tyaunna Marshall (2011-14)	282
3.	Kisha Ford (1994-97)	278
	Tiffany Martin (1994-97)	278
5.	Jill Ingram (2005-08)	272
6.	Imani Tilford (2014-18)	267
7.	Dawnn Maye (2011-14)	250
8.	Alex Montgomery (2008-11)	226
9.	Kate Brandt (1981-84)	215
10.	Metra Walthour (2009-12)	211
11.	Lorela Cubaj (2017-22)	204
12.	Aimee Weiss (1990-93)	200

BLOCKED SHOTS

<i>(Since 1979)</i>		
1.	Dolores Bootz (1985-88)	245
2.	Kasha Terry (2003-06)	195
3.	Sonja Mallory (2000-03)	173
4.	Joannah Kauffman (1995-98)	170
5.	Lorela Cubaj (2018-22)	169
6.	Sasha Goodlett (2009-12)	127
7.	Nerea Hermosa (2019-23)	101
8.	Kathy Dorth (1993-97)	98
9.	Aimee Weiss (1990-93)	93

RECORDS

10.	Zaire O'Neil (2014-18)	89
11.	Allison Echols (1989-92)	85
12.	LeeAnn Woodhull (1980-83)	72
13.	Katarina Vuckovic (2013-17)	69

GAMES PLAYED

1.	Lorela Cubaj (2017-22)	153
2.	Mo Bennett (2009-12)	134
	Sasha Goodlett (2009-12)	134
	Antonia Peresson (2014-18)	134
5.	Imani Tilford (2014-18)	132
6.	Tyaunna Marshall (2011-14)	131
	Katarina Vuckovic (2013-17)	131
8.	Brigitte Ardossi (2007-10)	130
9.	Metra Walthour (2009-12)	128
	Roddreka Rogers (2012-16)	128
	Francesca Pan (2017-20)	128
12.	Chelsea Regins (2009-12)	127
	Aaliyah Whiteside (2012-16)	127

MINUTES PLAYED

1.	Lorela Cubaj (2017-22)	4,550
2.	Francesca Pan (2017-20)	3,945
3.	Tyaunna Marshall (2011-14)	3,935
4.	Kisha Ford (1994-97)	3,823
5.	Karen Lounsbury (1989-92)	3,763
6.	Aaliyah Whiteside (2012-16)	3,643
7.	Lotta-Maj Lahtinen (2018-22)	3,596
8.	Alex Montgomery (2008-11)	3,576
9.	Kierra Fletcher (2017-21)	3,588
10.	Tiffany Martin (1994-97)	3,555
11.	Metra Walthour (2009-12)	3,532
12.	Sasha Goodlett (2009-12)	3,522
13.	Chioma Nnamaka (2005-08)	3,511
14.	Carla Munnion (1995-98)	3,482

RECORDS BY CLASS

FRESHMAN

Points			
Player (Year)	G	#	Avg.
1. Kaela Davis (2013-14)	32	594	18.6
2. Karen Lounsbury (1988-89)	28	539	19.3
3. Niesha Butler (1998-99)	27	521	19.3
4. Tyaunna Marshall (2010-11)	35	475	13.6
5. Carla Munniion (1994-95)	30	473	15.8
6. Kisha Ford (1993-94)	27	437	16.2
Elizabeth Balogun (2018-19)	30	437	14.6
8. Francesca Pan (2016-17)	36	414	11.5
9. Zaire O'Neil (2014-15)	31	350	11.3
10. Kate Brandt (1980-81)	26	346	13.3
11. Chioma Nnamaka (2004-05)	27	344	12.7
12. LeeAnn Woodhull (1979-80)	23	336	14.6

Rebounds			
Player (Year)	G	#	Avg.
1. LeeAnn Woodhull (1979-80)	23	248	10.8
2. Cindy Cochran (1981-82)	25	236	9.4
3. Kisha Ford (1993-94)	27	233	8.6
4. Elizabeth Dixon (2018-19)	30	192	6.4
5. Aimee Weiss (1989-90)	30	189	6.3
6. Zaire O'Neil (2014-15)	31	180	5.8
Kaela Davis (2013-14)	32	180	5.6
8. Kierra Fletcher (2017-18)	34	177	5.2
9. Carla Munniion (1994-95)	30	176	5.9
10. Janice James (1983-84)	28	169	6.0
Tonie Morgan (2022-23)	30	169	5.6
12. Alex Montgomery (2007-08)	31	168	5.4
13. Roddreka Rogers (2012-13)	29	162	5.6

Assists			
Player (Year)	G	#	Avg.
1. Carmen Davis (1989-90)	30	173	5.8
2. Niesha Butler (1998-99)	27	120	4.4
3. Nina Bärin (1999-00)	31	117	3.8
4. Tonie Morgan (2022-23)	30	114	3.8
5. Kisha Ford (1993-94)	27	108	4.0
6. Ida Neal (1985-86)	27	97	3.6
7. Tony Ehle (1983-84)	28	91	3.3
8. Kierra Fletcher (2017-18)	34	78	2.3
9. Tiffany Martin (1993-94)	23	77	3.4
10. Alex Stewart (1999-00)	31	73	2.4
11. Jill Ingram (2004-05)	27	71	2.6
12. Mary Giamburro (1979-80)	25	70	2.8

Blocked Shots			
Player (Year)	G	#	Avg.
1. Joannah Kauffman (1994-95)	28	49	1.8
2. Dolores Bootz (1984-85)	14	41	2.9
3. Kasha Terry (2002-03)	30	40	1.3
4. Zaire O'Neil (2014-15)	31	36	1.2
5. Elizabeth Balogun (2018-19)	30	33	1.1
Elizabeth Dixon (2018-19)	30	33	1.1
7. Sasha Goodlett (2008-09)	32	30	0.9
8. Allison Echols (1988-89)	27	29	1.1
Aimee Weiss (1989-90)	30	29	1.0
10. Lorela Cubaj (2017-18)	34	26	0.8
11. Alex Montgomery (2007-08)	31	25	0.8
12. LeeAnn Woodhull (1979-80)	23	21	0.9
Kathy Dortch (1992-93)	26	21	0.8
Nerea Hermosa (2019-20)	31	21	0.7

Steals			
Player (Year)	G	#	Avg.
1. Kisha Ford (1993-94)	27	92	3.4
2. Tyaunna Marshall (2010-11)	35	59	1.7
3. Tiffany Martin (1993-94)	23	56	2.4
Nina Bärin (1999-00)	31	56	1.9
5. Kierra Fletcher (2017-18)	34	55	1.6
6. Jill Ingram (2004-05)	27	53	2.0
Alex Montgomery (2007-08)	31	53	1.7
7. Anita Malone (1981-82)	24	52	2.2
Aimee Weiss (1989-90)	30	52	1.7
9. Elizabeth Balogun (2018-19)	30	49	1.6
10. Jacqua Williams (2005-06)	27	48	1.8
11. Ciani Cryor (2015-16)	29	48	1.7
12. Lotta-Maj Lahtinen (2018-19)	30	48	1.6

SOPHOMORE

Points			
Player (Year)	G	#	Avg.
1. Kaela Davis (2014-15)	34	652	19.2
2. Kisha Ford (1994-95)	28	521	18.6
3. Tyaunna Marshall (2011-12)	35	503	14.4
4. Joyce Pierce (1990-91)	26	502	19.3
5. Karen Lounsbury (1989-90)	30	495	16.5
6. Francesca Pan (2017-18)	34	486	14.3
7. Carla Munniion (1995-96)	27	465	17.2
8. Niesha Butler (2000-01)	28	438	15.6
9. Dolores Bootz (1985-86)	23	417	18.1
10. Alex Montgomery (2008-09)	30	410	13.7
11. Chioma Nnamaka (2005-06)	29	360	12.4

Rebounds			
Player (Year)	G	#	Avg.
1. Dolores Bootz (1985-86)	23	266	11.6
2. Joyce Pierce (1990-91)	26	247	9.5
3. Regina Tate (1998-99)	27	236	8.7
4. Theresa Gernatt (1988-89)	28	228	8.1
5. Cindy Cochran (1982-83)	26	221	8.5
6. Lorela Cubaj (2018-19)	30	219	7.3
7. Tyaunna Marshall (2011-12)	35	216	6.2
8. Kirsten Weinert (1983-84)	28	212	7.6
Roddreka Rogers (2013-14)	32	212	6.6
10. LeeAnn Woodhull (1980-81)	21	204	9.7
11. Alex Montgomery (2008-09)	30	202	6.7

Assists			
Player (Year)	G	#	Avg.
1. Tiffany Martin (1994-95)	30	220	7.3
2. Dawnn Maye (2011-12)	34	128	3.8
3. Tony Ehle (1984-85)	27	112	4.1
4. Ida Neal (1986-87)	27	106	3.9
5. Anita Malone (1982-83)	28	102	3.6
6. Kim Crawford (1984-85)	27	91	3.4
Metra Walhour (2009-10)	33	91	2.8
8. Alex Stewart (2000-01)	29	90	3.1
9. Jill Ingram (2005-06)	27	87	3.2
10. Carmen Davis (1990-91)	20	83	4.2
Kisha Ford (1994-95)	28	83	3.0

Blocked Shots			
Player (Year)	G	#	Avg.
1. Kasha Terry (2003-04)	28	70	2.5
2. Dolores Bootz (1985-86)	23	56	2.4
3. Sonja Mallory (2000-01)	26	41	1.6
4. Joannah Kauffman (1995-96)	27	38	1.4
5. Kathy Dortch (1993-94)	27	37	1.4
6. Lorela Cubaj (2018-19)	30	31	1.0
7. Nariah Taylor (2013-14)	29	28	0.9
8. Nerea Hermosa (2020-21)	26	27	1.0
9. LeeAnn Woodhull (1980-81)	21	23	1.1
Sasha Goodlett (2009-10)	33	23	0.7
11. Alex Montgomery (2008-09)	30	21	0.7

Steals			
Player (Year)	G	#	Avg.
1. Jacqua Williams (2006-07)	33	95	2.9
2. Anita Malone (1982-83)	28	80	2.9
Dawnn Maye (2011-12)	34	80	2.4
4. Alex Montgomery (2008-09)	30	74	2.5
5. Joyce Pierce (1990-91)	26	67	2.3
6. Jill Ingram (2005-06)	27	64	2.4
7. Deja Foster (2008-09)	31	63	2.0
8. Metra Walhour (2009-10)	33	61	1.9
Tyaunna Marshall (2011-12)	35	61	1.7
10. Imani Tilford (2015-16)	33	61	1.8
11. Isasia Hemingway (2008-09)	32	60	1.9

JUNIOR

Points			
Player (Year)	G	#	Avg.
1. Joyce Pierce (1991-92)	33	596	18.1
2. Tyaunna Marshall (2012-13)	30	542	18.1
3. Dolores Bootz (1986-87)	27	499	18.5
4. Fallon Stokes (2002-03)	31	486	15.7
5. Zaire O'Neil (2016-17)	37	479	12.9
6. Aaliyah Whiteside (2014-15)	34	456	13.4
7. Kisha Ford (1995-96)	27	448	16.6
8. Chioma Nnamaka (2006-07)	33	429	13.0
9. Janie Mitchell (2006-07)	29	421	14.5
10. Carla Munniion (1996-97)	27	414	15.3
11. Sonja Mallory (2001-02)	29	410	14.1

Rebounds			
Player (Year)	G	#	Avg.
1. Roddreka Rogers (2014-15)	34	335	9.9
2. Dolores Bootz (1986-87)	27	310	11.5
3. Joyce Pierce (1991-92)	33	298	9.0
4. Tyaunna Marshall (2012-13)	30	251	8.4
5. Lorela Cubaj (2019-20)	31	240	7.7
6. Jaime Kruppa (1999-00)	31	239	7.7
7. Sonja Mallory (2001-02)	29	233	8.0
8. Elo Edeferioka (2016-17)	37	221	6.0
9. Aaliyah Whiteside (2014-15)	34	216	6.4
10. Teresa Lopez (1980-81)	27	215	8.0
11. Zaire O'Neil (2016-17)	37	212	5.7
12. Regina Tate (1999-00)	31	210	6.8
13. Milli Martinez (2000-01)	29	202	7.0

Assists			
Player (Year)	G	#	Avg.
1. Alex Stewart (2002-03)	31	172	5.6
2. Dawnn Maye (2012-13)	30	143	4.8
3. Val Avant (1987-88)	27	142	5.3
4. Nina Bärin (2001-02)	17	135	7.9
5. Metra Walhour (2010-11)	35	132	3.8
6. Tiffany Martin (1995-96)	27	123	4.6
7. Imani Tilford (2016-17)	37	119	3.2
8. Deja Foster (2009-10)	33	108	3.3
9. Ida Neal (1987-88)	27	106	3.9
10. Carmen Davis (1991-92)	32	101	3.2
11. Kierra Fletcher (2019-20)	31	95	3.1
12. L. Lahtinen (2020-21)	26	90	3.5
13. Selena Baldwin (1991-92)	33	89	2.7
Sheila Wagner (1988-89)	26	89	3.4

Blocked Shots			
Player (Year)	G	#	Avg.
1. Dolores Bootz (1986-87)	27	68	2.5
2. Sonja Mallory (2001-02)	29	58	2.0
3. Lorela Cubaj (2019-20)	31	37	1.2
4. Nerea Hermosa (2021-22)	32	36	1.1
5. Elo Edeferioka (2016-17)	37	32	0.9
6. Kasha Terry (2004-05)	12	30	2.5
7. Demiata Keener (1993-94)	27	29	1.1
8. Allison Echols (1990-91)	28	28	1.0
9. Sasha Goodlett (2010-11)	35	26	0.7
10. Roddreka Rogers (2014-15)	34	25	0.7
11. Kathy Dortch (1995-96)	25	23	0.9
Aimee Weiss (1991-92)	29	23	0.8
13. Zaire O'Neil (2016-17)	37	20	0.5
14. Jennifer Leachman (1984-85)	27	19	0.7

Steals			
Player (Year)	G	#	Avg.
1. Jacqua Williams (2007-08)	31	118	3.8
2. Imani Tilford (2016-17)	37	92	2.5
3. Tiffany Martin (1995-96)	27	81	3.0
Dawnn Maye (2012-13)	30	81	2.7
Metra Walhour (2010-11)	35	81	2.3
6. Tyaunna Marshall (2012-13)	30	78	2.6
7. Kisha Ford (1995-96)	27	71	2.6
Joyce Pierce (1991-92)	33	71	2.1
9. Megan Isom (2002-03)	31	65	2.1
10. Milli Martinez (2000-01)	29	60	2.1
Alex Stewart (2002-03)	31	60	1.9

SENIOR

Points			
Player (Year)	G	#	Avg.
1. Aaliyah Whiteside (2015-16)	33	644	19.5
2. Tyaunna Marshall (2013-14)	31	609	19.6
3. Dolores Bootz (1987-88)	27	556	20.6
4. Kisha Ford (1996-97)	27	549	20.3
5. Ida Neal (1988-89)	28	538	19.2
6. Brigitte Ardossi (2009-10)	33	532	16.1
7. Janie Mitchell (2007-08)	32	526	16.4
8. Stephanie Higgs (2006-07)	33	509	15.4
9. Sasha Goodlett (2011-12)	35	506	14.5
10. Sonja Mallory (2002-03)	31	503	16.2
11. Marielle Walker (1987-88)	26	490	18.8

Rebounds			
Player (Year)	G	#	Avg.
1. Alex Montgomery (2010-11)	35	300	8.6
2. Sonja Mallory (2002-03)	31	278	9.0
3. Lorela Cubaj (2020-21)	26	300	11.5
4. Sasha Goodlett (2009-12)	35	268	7.7
5. Roddreka Rogers (2015-16)	33	254	7.7
6. Brigitte Ardossi (2009-10)	33	242	7.3
7. Dolores Bootz (1987-88)	27	238	10.5
8. Aaliyah Whiteside (2015-16)	33	237	7.2
9. Tyaunna Marshall (2013-14)	31	235	7.6
10. Kisha Ford (1996-97)	27	232	8.6
11. Regina Tate (2001-02)	29	226	7.8
12. Joyce Pierce (1992-93)	24	219	9.1
13. Jaime Kruppa (2000-01)	28	208	7.4

Assists			
Player (Year)	G	#	Avg.
1. Ida Neal (1988-89)	28	199	7.1
2. Alex Stewart (2003-04)	29	165	5.7
3. Tiffany Martin (1996-97)	25	139	5.6
4. Metra Walhour (2011-12)	35	131	3.7
5. Lotta-Maj Lahtinen (2021-22)	31	130	4.2
6. Shelli Novotny (1997-98)	28	126	4.5
6. Anita Malone (1985-86)	25	123	4.9
7. Tony Ehle (1986-87)	27	119	4.4
8. Milli Martinez (2001-02)	29	113	3.9
9. Jill Ingram (2007-08)	32	111	3.5
10. Selena Baldwin (1992-93)	25	104	4.2

ANNUAL LEADERS

POINTS

1976-77	Bonnie Tate	353
1977-78	Bonnie Tate	391
1978-79	Bonnie Tate	344
1979-80	LeeAnn Woodhull	336
1980-81	Kate Brandt	346
1981-82	Kate Brandt	344
1982-83	LeeAnn Woodhull	347
1983-84	Kate Brandt	399
1984-85	Kim Crawford	301
1985-86	Dolores Bootz	417
1986-87	Dolores Bootz	499
1987-88	Dolores Bootz	556
1988-89	Karen Lounsbury	539
1989-90	Karen Lounsbury	495
1990-91	Joyce Pierce	502
1991-92	Joyce Pierce	596
1992-93	Joyce Pierce	459
1993-94	Kisha Ford	437
1994-95	Kisha Ford	521
1995-96	Carla Munnion	465
1996-97	Kisha Ford	549
1997-98	Kenya Williams	331
1998-99	Niesha Butler	521
1999-00	Jaime Kruppa	323
2000-01	Niesha Butler	438
2001-02	Sonja Mallory	410
2002-03	Sonja Mallory	503
2003-04	Fallon Stokes	477
2004-05	Stephanie Higgs	359
2005-06	Chioma Nnamaka	360
2006-07	Stephanie Higgs	509
2007-08	Janie Mitchell	526
2008-09	Alex Montgomery	410
2009-10	Brigitte Ardossi	532
2010-11	Alex Montgomery	487
2011-12	Sasha Goodlett	506
2012-13	Tyaunna Marshall	542
2013-14	Tyaunna Marshall	609
2014-15	Kaela Davis	652
2015-16	Aaliyah Whiteside	644
2016-17	Zaire O'Neil	479
2017-18	Francesca Pan	486
2018-19	Elizabeth Balogun	437
2019-20	Francesca Pan	415
2020-21	Lotta-Maj Lahtinen	389
2021-22	Lotta-Maj Lahtinen	338
2022-23	Cameron Swartz	381

SCORING AVERAGE

1976-77	Bonnie Tate	13.6
1977-78	Bonnie Tate	16.3
1978-79	Bonnie Tate	13.8
1979-80	LeeAnn Woodhull	14.6
1980-81	LeeAnn Woodhull	13.8
1981-82	Kate Brandt	13.8
1982-83	LeeAnn Woodhull	12.9
1983-84	Kate Brandt	14.3
1984-85	Dolores Bootz	17.9
1985-86	Dolores Bootz	18.1
1986-87	Dolores Bootz	18.5
1987-88	Dolores Bootz	20.6
1988-89	Karen Lounsbury	19.3
1989-90	Karen Lounsbury	16.5
1990-91	Joyce Pierce	19.3
1991-92	Joyce Pierce	18.1
1992-93	Joyce Pierce	19.1
1993-94	Kisha Ford	16.2
1994-95	Kisha Ford	18.6
1995-96	Carla Munnion	17.2
1996-97	Kisha Ford	20.3
1997-98	Kenya Williams	11.8
1998-99	Niesha Butler	19.3
1999-00	Jaime Kruppa	10.4
2000-01	Niesha Butler	15.6
2001-02	Sonja Mallory	14.1
2002-03	Sonja Mallory	16.2
2003-04	Fallon Stokes	16.4
2004-05	Stephanie Higgs	13.3
2005-06	Chioma Nnamaka	12.4
2006-07	Stephanie Higgs	15.4
2007-08	Janie Mitchell	16.4

2008-09	Alex Montgomery	13.7
2009-10	Brigitte Ardossi	16.1
2010-11	Alex Montgomery	13.9
2011-12	Sasha Goodlett	14.5
2012-13	Tyaunna Marshall	18.1
2013-14	Tyaunna Marshall	19.6
2014-15	Kaela Davis	19.2
2015-16	Aaliyah Whiteside	19.5
2016-17	Zaire O'Neil	12.9
2017-18	Francesca Pan	14.3
2018-19	Elizabeth Balogun	14.6
2019-20	Francesca Pan	13.4
2020-21	Lotta-Maj Lahtinen	15.0
2021-22	Lotta-Maj Lahtinen	10.9
2022-23	Cameron Swartz	12.7

FIELD GOAL PERCENTAGE

(Minimum 50 attempts)

1976-77	Jan Chandler	.479
1977-78	Bonnie Tate	.512
1978-79	Bonnie Tate	.481
1979-80	LeeAnn Woodhull	.513
1980-81	LeeAnn Woodhull	.605
1981-82	LeeAnn Woodhull	.529
1982-83	LeeAnn Woodhull	.486
1983-84	Kirsten Weinert	.456
1984-85	Dolores Bootz	.585
1985-86	Dolores Bootz	.610
1986-87	Dolores Bootz	.565
1987-88	Dolores Bootz	.609
1988-89	Theresa Gernatt	.536
1989-90	Theresa Gernatt	.539
1990-91	Aimee Weiss	.521
1991-92	Joyce Pierce	.498
1992-93	Aimee Weiss	.550
1993-94	Demieta Keener	.470
1994-95	Demieta Keener	.516
1995-96	Carla Munnion	.450
1996-97	Kenya Williams	.537
1997-98	Kenya Williams	.607
1998-99	Kenya Williams	.568
1999-00	Candice McCallum	.540
2000-01	Sonja Mallory	.515
2001-02	Fallon Stokes	.511
2002-03	Sonja Mallory	.452
2003-04	Jessica Williams	.496
2004-05	Jessica Williams	.414
2005-06	Jessica Williams	.536
2006-07	Brigitte Ardossi	.500
2007-08	Brigitte Ardossi	.500
2008-09	Deja Foster	.466
2009-10	Brigitte Ardossi	.484
2010-11	Chelsea Regins	.536
2011-12	Chelsea Regins	.548
2012-13	Roddreka Rogers	.512
2013-14	Roddreka Rogers	.562
2014-15	Roddreka Rogers	.596
2015-16	Roddreka Rogers	.548
2016-17	Zaire O'Neil	.505
2017-18	Zaire O'Neil	.517
2018-19	Elizabeth Dixon	.512
2019-20	Nerea Hermosa	.539
2020-21	Nerea Hermosa	.559
2021-22	Nerea Hermosa	.503
2022-23	Nerea Hermosa	.478

FREE THROW PERCENTAGE

(Minimum 35 attempts)

1976-77	Lisa Lovett	.615
1977-78	Karen Rainwater	.783
1978-79	Teresa Lopez	.718
1979-80	Jennifer Hendershott	.667
1980-81	Teresa Lopez	.802
1981-82	Kate Brandt	.805
1982-83	Kate Brandt	.826
1983-84	Tory Ehle	.712
1984-85	Dolores Bootz	.785
1985-86	Tory Ehle	.824
1986-87	Marielle Walker	.800
1987-88	Marielle Walker	.797
1988-89	Karen Lounsbury	.826
1989-90	Karen Lounsbury	.851

1990-91	Karen Lounsbury	.803
1991-92	Joyce Pierce	.812
1992-93	Joyce Pierce	.841
1993-94	Kisha Ford	.724
1994-95	Carla Munnion	.738
1995-96	Carla Munnion	.773
1996-97	Carla Munnion	.781
1997-98	Betsy Foy	.864
1998-99	Kenya Williams	.727
1999-00	Amy Lingenfelder	.737
2000-01	Alex Stewart	.800
2001-02	Nefertiti Walker	.788
2002-03	Alex Stewart	.851
2003-04	Megan Harpring	.895
2004-05	Chioma Nnamaka	.794
2005-06	Janie Mitchell	.836
2006-07	Kenitra Wilson	.816
2007-08	Chioma Nnamaka	.762
2008-09	Brigitte Ardossi	.819
2009-10	Brigitte Ardossi	.829
2010-11	Alex Montgomery	.802
2011-12	Metra Walther	.747
2012-13	Brittany Jackson	.750
2013-14	Kaela Davis	.801
2014-15	Aaliyah Whiteside	.832
2015-16	Aaliyah Whiteside	.854
2016-17	Elo Edeferioka	.701
2017-18	Elo Edeferioka	.738
2018-19	Francesca Pan	.804
2019-20	Francesca Pan	.830
2020-21	Kierra Flethoer	.754
2021-22	Nerea Hermosa	.814
2022-23	Bianca Jackson	.830

3-POINT FG PERCENTAGE

1986-87	Hea Ju Moon (2-12)	.167
1987-88	Marielle Walker (49-107)	.458
1988-89	Karen Lounsbury (71-177)	.401
1989-90	Karen Lounsbury (66-167)	.395
1990-91	Devony Caldwell (21-52)	.404
1991-92	Devony Caldwell (23-50)	.460
1992-93	Selena Baldwin (40-103)	.388
1993-94	Tiffany Martin (10-34)	.294
1994-95	Dawn Smith (16-46)	.348
1995-96	Carla Munnion (30-100)	.300
1996-97	Danielle Donehew (48-111)	.432
1997-98	Carla Munnion (54-160)	.338
1998-99	Danielle Donehew (86-210)	.410
1999-00	Amy Lingenfelder (35-95)	.368
2000-01	Niesha Butler (27-84)	.321
2001-02	Megan Isom (30-91)	.330
2002-03	Megan Isom (53-170)	.341
2003-04	Stephanie Higgs (14-34)	.412
2004-05	Chioma Nnamaka (39-116)	.336
2005-06	Chioma Nnamaka (57-156)	.365
2006-07	Chioma Nnamaka (81-223)	.363
2007-08	Chioma Nnamaka (92-238)	.387
2008-09	Alex Montgomery (72-200)	.360
2009-10	Alex Montgomery (59-182)	.324
2010-11	Metra Walther (51-142)	.359
2011-12	Sydney Wallace (45-115)	.391
2012-13	Brittany Jackson (39-109)	.358
2013-14	Kaela Davis (85-246)	.346
2014-15	Sydney Wallace (25-69)	.362
2015-16	Dejoria Howard (8-17)	.471
2016-17	Charin Scott (6-12)	.500
2017-18	Francesca Pan (79-242)	.326
2018-19	Elizabeth Balogun (65-194)	.335
2019-20	Jasmine Carson (52-154)	.338
2020-21	Loyal McQueen (39-106)	.368
2021-22	Eylia Love (23-57)	.404
2022-23	Bianca Jackson (29-77)	.377

REBOUNDS

1976-77	Bonnie Tate	420
1977-78	Bonnie Tate	333
1978-79	Bonnie Tate	286
1979-80	LeeAnn Woodhull	248
1980-81	Teresa Lopez	215
1981-82	Cindy Cochran	236
1982-83	Cindy Cochran	221
1983-84	Kirsten Weinert	212

1984-85	Cindy Cochran	166
1985-86	Dolores Bootz	266
1986-87	Dolores Bootz	310
1987-88	Dolores Bootz	283
1988-89	Theresa Gernatt	228
1989-90	Theresa Gernatt	192
1990-91	Joyce Pierce	247
1991-92	Joyce Pierce	298
1992-93	Joyce Pierce	219
1993-94	Kisha Ford	233
1994-95	Kisha Ford	234
1995-96	Kisha Ford	172
1996-97	Kisha Ford	232
1997-98	Kenya Williams	198
1998-99	Regina Tate	236
1999-00	Jaime Kruppa	239
2000-01	Jaime Kruppa	208
2001-02	Sonja Mallory	233
2002-03	Sonja Mallory	278
2003-04	Fallon Stokes	187
2004-05	Jessica Williams	184
2005-06	Janie Mitchell	191
2006-07	Janie Mitchell	200
2007-08	Janie Mitchell	202
2008-09	Alex Montgomery	202
2009-10	Brigitte Ardossi	242
2010-11	Alex Montgomery	300
2011-12	Sasha Goodlett	268
2012-13	Tyaunna Marshall	251
2013-14	Tyaunna Marshall	235
2014-15	Roddreka Rogers	335
2015-16	Roddreka Rogers	254
2016-17	Elo Edeferioka	221
2017-18	Elo Edeferioka	196
2018-19	Lorela Cubaj	219
2019-20	Lorela Cubaj	240
2020-21	Lorela Cubaj	300
2021-22	Lorela Cubaj	356
2022-23	Kayla Blackshear	193

REBOUNDING AVERAGE

1976-77	Bonnie Tate	16.2
1977-78	Bonnie Tate	13.9
1978-79	Bonnie Tate	11.4
1979-80	LeeAnn Woodhull	10.8
1980-81	LeeAnn Woodhull	9.7
1981-82	Cindy Cochran	9.4
1982-83	Cindy Cochran	8.5
1983-84	Kirsten Weinert	7.6
1984-85	Dolores Bootz	8.5
1985-86	Dolores Bootz	11.6
1986-87	Dolores Bootz	11.5
1987-88	Dolores Bootz	10.5
1988-89	Theresa Gernatt	8.1
1989-90	Theresa Gernatt	6.4
1990-91	Joyce Pierce	9.5
1991-92	Joyce Pierce	9.0
1992-93	Joyce Pierce	9.1
1993-94	Kisha Ford	8.6
1994-95	Kisha Ford	8.4
1995-96	Kisha Ford	6.4
1996-97	Kisha Ford	8.6
1997-98	Kenya Williams	7.1
1998-99	Regina Tate	8.7
1999-00	Jaime Kruppa	7.7
2000-01	Jaime Kruppa	7.4
2001-02	Sonja Mallory	8.0
2002-03	Sonja Mallory	9.0
2003-04	Fallon Stokes	6.4
2004-05	Jessica Williams	6.8
2005-06	Janie Mitchell	6.6
2006-07	Janie Mitchell	6.9
2007-08	Janie Mitchell	6.3
2008-09	Alex Montgomery	6.7
2009-10	Brigitte Ardossi	7.3
2010-11	Alex Montgomery	8.6
2011-12	Sasha Goodlett	7.7
2012-13	Tyaunna Marshall	8.4
2013-14	Tyaunna Marshall	7.6
2014-15	Roddreka Rogers	9.9
2015-16	Roddreka Rogers	7.7
2016-17	Elo Edeferioka	6.0

ANNUAL LEADERS

2017-18	Elo Edeferioka	6.5	2006-07	Jacqua Williams	95
2018-19	Lorela Cubaj	7.3	2007-08	Jacqua Williams	118
2019-20	Lorela Cubaj	7.7	2008-09	Jacqua Williams	109
2020-21	Lorela Cubaj	11.5	2009-10	Brigitte Ardossi	65
2021-22	Lorela Cubaj	11.1	2010-11	Metra Walthour	81
2022-23	Kayla Blackshear	6.4	2011-12	Dawnn Maye	80

ASSISTS

1979-80	Mary Giambruno	70	2014-15	Kaela Davis	51
1980-81	Karen Rainwater	96	2015-16	Imani Tilford	61
1981-82	Kate Brandt	72	2016-17	Imani Tilford	92
1982-83	Anita Malone	102	2017-18	Imani Tilford	72
1983-84	Kate Brandt	100	2018-19	Francesca Pan	55
1984-85	Tory Ehle	112	2019-20	Lotta-Maj Lahtinen	42
1985-86	Anita Malone	123	2020-21	Lotta-Maj Lahtinen	50
1986-87	Tory Ehle	119	2021-22	Lorela Cubaj	44
1987-88	Val Avant	142	2022-23	Bianca Jackson	32
1988-89	Ida Neal	199			
1989-90	Carmen Davis	173			
1990-91	Carmen Davis	83			
1991-92	Carmen Davis	101			
1992-93	Selena Baldwin	104			
1993-94	Kisha Ford	108			
1994-95	Tiffany Martin	220			
1995-96	Tiffany Martin	123			
1996-97	Tiffany Martin	100			
1997-98	Shelli Novotny	126			
1998-99	Niesha Butler	120			
1999-00	Nina Bärlin	117			
2000-01	Alex Stewart	90			
2001-02	Nina Bärlin	135			
2002-03	Alex Stewart	172			
2003-04	Alex Stewart	165			
2004-05	Jill Ingram	71			
2005-06	Jill Ingram	87			
2006-07	Stephanie Higgs	87			
2007-08	Jill Ingram	111			
2008-09	Jacqua Williams	104			
2009-10	Deja Foster	108			
2010-11	Metra Walthour	132			
2011-12	Metra Walthour	131			
2012-13	Dawnn Maye	143			
2013-14	Dawnn Maye	100			
2014-15	Aaliyah Whiteside	77			
2015-16	Aaliyah Whiteside	90			
2016-17	Imani Tilford	119			
2017-18	Kierra Fletcher	78			
2018-19	Kierra Fletcher	74			
2019-20	Kierra Fletcher	95			
2020-21	Lotta-Maj Lahtinen	90			
2021-22	Lorela Cubaj	136			
2022-23	Tonie Morgan	114			

BLOCKED SHOTS

1979-80	LeeAnn Woodhull	21
1980-81	LeeAnn Woodhull	23
1981-82	LeeAnn Woodhull	17
1982-83	Kirsten Weinert	16
1983-84	Kirsten Weinert	20
1984-85	Dolores Bootz	41
1985-86	Dolores Bootz	56
1986-87	Dolores Bootz	68
1987-88	Dolores Bootz	80
1988-89	Allison Echols	29
1989-90	Aimee Weiss	29
1990-91	Allison Echols	28
1991-92	Lara Kauffman	23
1992-93	Aimee Weiss	28
1993-94	Kathy Dortch	37
1994-95	Joannah Kauffman	49
1995-96	Joannah Kauffman	38
1996-97	Joannah Kauffman	18
1997-98	Joannah Kauffman	65
1998-99	Niesha Butler	20
1999-00	Sonja Mallory	17
2000-01	Sonja Mallory	41
2001-02	Sonja Mallory	58
2002-03	Sonja Mallory	57
2003-04	Kasha Terry	70
2004-05	Kasha Terry	30
2005-06	Kasha Terry	55
2006-07	Tiffany Blackmon	17
2007-08	Alex Montgomery	25
2008-09	Sasha Goodlett	30
2009-10	Sasha Goodlett	23
2010-11	Sasha Goodlett	26
2011-12	Sasha Goodlett	48
2012-13	Nariah Taylor	20
2013-14	Shayla Bivins	29
2014-15	Zaire O'Neil	36
2015-16	Katarina Vuckovic	17
2016-17	Elo Edeferioka	32
2017-18	Lorela Cubaj	26
2018-19	Elizabeth Balogun, Elizabeth Dixon	33
2019-20	Lorela Cubaj	37
2020-21	Lorela Cubaj	34
2021-22	Lorela Cubaj	41
2022-23	Nerea Hermosa	17

STEALS

1979-80	Melinda Ryan	43
1980-81	Kate Brandt	44
1981-82	Kate Brandt	53
1982-83	Anita Malone	80
1983-84	Kate Brandt	70
1984-85	Tory Ehle	53
1985-86	Anita Malone	55
1986-87	Marielle Walker	39
1987-88	Marielle Walker	41
1988-89	Ida Neal	62
1989-90	Aimee Weiss	52
1990-91	Joyce Pierce	67
1991-92	Joyce Pierce	71
1992-93	Aimee Weiss	57
1993-94	Kisha Ford	92
1994-95	Tiffany Martin	90
1995-96	Tiffany Martin	81
1996-97	Kisha Ford	62
1997-98	Carla Munnion	29
1998-99	Jaime Kruppa	48
1999-00	Jaime Kruppa	58
	Regina Tate	58
2000-01	Milli Martinez	60
2001-02	Milli Martinez	51
2002-03	Megan Isom	65
2003-04	Alex Stewart	49
2004-05	Jill Ingram	53
2005-06	Jill Ingram	64

SEASON COMPARISON

Year		G	FG-	FGA	Pct.	3P-	3PA	Pct.	FT-	FTA	Pct.	Reb.	Avg.	PF-	DQ	A	TO	Blk	S	Pts.	Avg.
1976-77	Tech	27	719-	1972	.365	--	---	---	187-	463	.404	1803	66.8							1625	60.2
	Opp.	27	522-	1823	.286	--	---	---	165-	373	.442	1198	44.4							1209	44.7
1977-78	Tech	27	902-	2230	.404	--	---	---	316-	514	.615	1475	54.6							2120	79.6
	Opp.	27	658-	1935	.340	--	---	---	319-	583	.547	1262	46.7							1641	60.8
1978-79	Tech	26	813-	2186	.372	--	---	---	314-	518	.606	1308	50.3							1941	74.7
	Opp.	26	683-	1883	.363	--	---	---	304-	516	.589	1009	38.8							1666	64.1
1979-80	Tech	25	678-	1722	.394	--	---	---	339-	543	.624	988	39.5	532-	na	343	651	48	290	1695	67.8
	Opp.	25	852-	1870	.456	--	---	---	366-	613	.597	1221	48.8	513-	na	320	596	42	387	2070	82.8
1980-81	Tech	27	702-	1740	.403	--	---	---	403-	596	.676	1081	40.0	560-	13	324	604	52	243	1839	68.1
	Opp.	27	808-	1919	.421	--	---	---	390-	610	.639	1304	48.3	569-	12	308	554	51	265	2006	74.3
1981-82	Tech	25	577-	1439	.401	--	---	---	325-	479	.679	904	36.2	458-	11	260	581	37	245	1479	59.2
	Opp.	25	705-	1575	.448	--	---	---	261-	415	.629	1016	40.6	484-	15	360	524	70	248	1671	66.8
1982-83	Tech	28	671-	1612	.416	--	---	---	466-	715	.652	1092	39.0	474-	7	297	597	51	234	1808	64.6
	Opp.	28	870-	1969	.442	--	---	---	279-	431	.647	1195	42.7	627-	31	324	497	83	264	2019	72.1
1983-84	Tech	28	758-	1846	.411	--	---	---	357-	577	.619	1166	41.6	573-	18	380	585	46	252	1873	66.9
	Opp.	28	802-	1827	.439	--	---	---	397-	570	.697	1160	41.4	581-	19	349	543	109	250	2001	71.5
1984-85	Tech	27	733-	1648	.444	--	---	---	419-	602	.696	1114	41.3	540-	18	396	630	98	209	1885	69.8
	Opp.	27	794-	1839	.432	--	---	---	363-	549	.661	1098	40.6	532-	15	401	520	73	334	1951	72.3
1985-86	Tech	27	806-	1757	.459	--	---	---	364-	534	.682	1094	40.5	518-	21	471	548	86	239	1976	73.2
	Opp.	27	860-	1869	.460	--	---	---	388-	577	.672	1104	40.8	502-	14	423	490	87	279	2108	78.1
1986-87	Tech	27	814-	1867	.436	4-	17	.235	381-	570	.668	1227	45.4	582-	25	427	544	124	237	2013	74.6
	Opp.	27	774-	1783	.434	2-	4	.500	405-	650	.623	1141	42.3	536	15	439	531	79	276	1955	72.4
1987-88	Tech	27	825-	1828	.451	106-	289	.367	341-	490	.696	1099	40.7	492-	14	467	492	115	209	2097	77.7
	Opp.	27	864-	1950	.443	62-	153	.405	358-	544	.658	1206	44.7	480-	7	475	453	55	236	2148	79.6
1988-89	Tech	28	797-	1837	.434	109-	286	.381	422-	598	.706	1125	40.2	529-	16	453	524	80	241	2125	75.9
	Opp.	28	866-	2018	.429	68-	252	.316	421-	633	.665	1304	46.6	549-	15	494	487	64	300	2221	79.3
1989-90	Tech	30	854-	1973	.433	109-	307	.355	452-	620	.729	1142	38.1	589-	23	521	478	69	299	2269	75.6
	Opp.	30	853-	1889	.452	82-	216	.380	479-	710	.675	1257	41.9	522-	9	521	559	67	231	2267	75.6
1990-91	Tech	28	893-	1896	.471	102-	282	.362	471-	672	.701	1178	42.1	588-	23	529	552	80	341	2359	84.3
	Opp.	28	811-	1862	.436	82-	269	.305	448-	690	.649	1168	41.7	549-	13	459	576	55	282	2152	76.9
1991-92	Tech	33	964-	2120	.455	97-	283	.343	526-	725	.726	1339	40.6	641-	21	514	604	109	348	2551	77.3
	Opp.	33	854-	2062	.414	97-	295	.329	492-	731	.673	1289	39.1	595-	7	477	640	58	287	2297	69.6
1992-93	Tech	27	828-	1885	.439	76-	225	.338	393-	563	.698	1182	43.8	520-	17	461	521	89	309	2125	78.7
	Opp.	27	752-	1704	.441	122-	357	.342	403-	588	.685	1042	38.6	499-	17	435	537	65	251	2029	75.1
1993-94	Tech	27	684-	1789	.382	41-	181	.227	330-	527	.626	1172	43.4	537-	12	354	535	95	335	1739	64.4
	Opp.	27	669-	1584	.422	98-	310	.316	403-	602	.669	1105	40.9	506-	13	409	567	73	278	1839	68.1
1994-95	Tech	30	858-	1953	.439	115-	383	.300	385-	584	.659	1260	42.0	519-	9	519	534	88	272	2216	73.9
	Opp.	30	797-	1970	.405	120-	379	.317	367-	536	.685	1239	41.3	503-	9	467	563	64	243	2081	69.4
1995-96	Tech	27	756-	1730	.437	43-	166	.259	406-	591	.687	1081	40.0	445-	11	378	515	90	309	1961	72.6
	Opp.	27	688-	1605	.429	110-	335	.328	289-	446	.648	1053	39.0	500-	140	392	631	89	198	1775	65.7
1996-97	Tech	27	709-	1618	.438	119-	330	.361	370-	544	.680	1014	37.6	400-	8	398	464	64	246	1907	70.6
	Opp.	27	694-	1590	.436	141-	415	.340	275-	401	.686	976	36.1	474-	7	377	523	64	215	1804	66.8
1997-98	Tech	28	636-	1646	.386	104-	341	.305	404-	617	.655	1135	40.5	490-	14	327	585	80	186	1780	63.6
	Opp.	28	782-	1803	.434	128-	406	.315	355-	548	.648	1110	39.6	517-	14	421	460	68	297	2047	73.1
1998-99	Tech	27	732-	1675	.437	125-	339	.369	446-	666	.670	1110	41.1	468-	11	366	528	57	246	2035	75.4
	Opp.	27	735-	1764	.417	131-	420	.312	363-	535	.679	1073	39.7	554-	20	440	504	79	274	1964	72.7
1999-00	Tech	31	796-	1931	.412	131-	399	.328	443-	697	.636	1253	40.4	553-	5	459	571	50	335	2166	69.9
	Opp.	31	802-	1879	.427	164-	499	.329	366-	543	.674	1156	37.3	593-		474	594	98	276	2134	68.8
2000-01	Tech	29	793-	1867	.425	64-	217	.295	466-	679	.686	1193	41.1	591-	21	402	524	77	271	2116	73.0
	Opp.	29	757-	1752	.432	149-	422	.353	416-	630	.660	1055	36.4	593-		436	535	106	212	2079	71.7
2001-02	Tech	29	788-	1794	.439	68-	249	.273	407-	628	.648	1245	42.9	513-	21	458	519	91	237	2051	70.7
	Opp.	29	672-	1700	.395	144-	455	.316	367-	552	.665	963	33.2	518-		394	513	84	233	1855	64.0
2002-03	Tech	31	782-	1940	.403	103-	326	.316	450-	685	.657	1329	42.9	518-	8	395	483	123	248	2117	68.3
	Opp.	31	720-	1813	.397	153-	416	.368	351-	551	.637	1094	35.5	559-	7	449	513	101	205	1944	62.7

SEASON COMPARISON

Year		G	FG-	FGA	Pct.	3P-	3PA	Pct.	FT-	FTA	Pct.	Reb.	Avg.	PF-	DQ	A	TO	Blk	S	Pts.	Avg.
2003-04	Tech	29	676-	1689	.400	111-	373	.298	370-	558	.663	1134	39.1	539-	18	362	474	111	191	1833	63.2
	Opp.	29	651-	1625	.401	151-	435	.347	401-	593	.676	1031	35.6	474-	7	387	450	86	179	1854	63.9
2004-05	Tech	27	556-	1541	.361	103-	366	.281	356-	499	.713	1062	39.3	435-	10	248	442	102	212	1571	58.2
	Opp.	27	566-	1483	.382	126-	430	.293	308-	436	.706	937	34.7	442-	6	328	428	106	190	1566	58.0
2005-06	Tech	29	675-	1721	.392	116-	366	.317	405-	588	.689	1208	41.7	566-	18	291	548	110	290	1871	64.5
	Opp.	29	590-	1591	.371	136-	451	.302	430-	624	.689	1005	34.7	513-	12	354	545	95	233	1746	60.2
2006-07	Tech	33	802-	2011	.399	157-	472	.333	421-	573	.735	1260	38.2	589-	11	406	553	104	382	2182	66.1
	Opp.	33	704-	1716	.410	136-	469	.290	408-	590	.692	1107	33.5	526-		445	688	133	234	1952	59.2
2007-08	Tech	32	812-	1960	.414	160-	503	.318	467-	687	.680	1181	36.9	585-	10	396	594	91	456	2251	70.3
	Opp.	32	703-	1688	.416	135-	458	.295	381-	551	.691	1119	35.0	579-		426	794	103	263	1922	60.1
2008-09	Tech	32	779-	1892	.412	125-	417	.300	469-	673	.697	1238	38.7	609-	8	400	663	99	434	2152	67.2
	Opp.	32	661-	1668	.396	106-	395	.268	407-	590	.690	1092	34.1	577-		389	783	123	284	1835	57.3
2009-10	Tech	33	782-	1930	.405	89-	345	.258	519-	730	.711	1355	41.1	571-	10	487	622	79	351	2172	65.8
	Opp.	33	695-	1797	.387	144-	507	.284	374-	584	.640	1104	33.5	609-		412	662	119	279	1908	57.8
2010-11	Tech	35	873-	2064	.423	152-	468	.325	416-	638	.652	1369	39.1	603-	11	510	671	95	406	2314	66.1
	Opp.	35	731-	1853	.394	154-	508	.303	372-	565	.658	1139	32.5	558-		426	764	146	290	1988	56.8
2011-12	Tech	35	938-	2128	.441	150-	446	.336	457-	678	.674	1375	39.3	609-	8	556	602	129	389	2483	70.9
	Opp.	35	776-	1998	.388	127-	489	.260	406-	623	.652	1240	35.4	575-		436	716	135	287	2085	59.6
2012-13	Tech	30	766-	2007	.382	137-	473	.290	359-	562	.639	1274	42.5	630-	20	378	559	94	326	2028	67.6
	Opp.	30	717-	1738	.413	134-	433	.309	450-	701	.642	1185	39.5	499-		425	615	147	292	2018	67.3
2013-14	Tech	32	936-	2193	.427	174-	555	.314	503-	751	.670	1409	44.0	711-	25	424	538	117	318	2549	79.7
	Opp.	32	802-	1963	.409	143-	487	.294	548-	801	.684	1255	39.2	621-		465	610	100	248	2295	71.7
2014-15	Tech	34	880-	2136	.412	202-	651	.310	480-	658	.729	1431	42.1	593-	21	418	544	129	278	2442	71.8
	Opp.	34	833-	2061	.404	222-	664	.334	388-	551	.704	1229	36.1	582-		483	540	133	268	2276	66.9
2015-16	Tech	33	806-	1994	.404	188-	599	.314	475-	639	.743	1270	38.5	642-	14	443	502	87	318	2275	68.9
	Opp.	33	726-	1810	.401	169-	575	.294	389-	597	.652	1106	33.5	599-		397	573	112	239	2010	60.9
2016-17	Tech	37	924-	2306	.401	196-	612	.320	498-	808	.616	1494	40.4	784-	23	442	599	125	340	2542	68.7
	Opp.	37	865-	2198	.394	209-	684	.306	490-	687	.713	1345	36.4	714-		461	645	178	269	2429	65.6
2017-18	Tech	34	853-	2087	.409	133-	437	.304	455-	702	.648	1343	39.5	6510	7	459	534	132	362	2294	67.5
	Opp.	34	695-	1791	.388	151-	501	.301	411-	600	.685	1123	33.0	590		376	710	152	242	1952	57.4
2018-19	Tech	30	761-	1960	.388	165-	545	.303	339-	495	.685	1234	41.1	580	18	375	524	131	316	2026	67.5
	Opp.	30	687-	1738	.395	186-	623	.299	349-	530	.658	1091	36.4	511		441	583	103	238	1909	63.6
2019-20	Tech	31	732-	1820	.402	140-	503	.278	313-	467	.670	1170	37.7	454	3	391	414	97	220	1917	61.8
	Opp.	31	615-	1595	.386	127-	441	.288	269-	424	.634	990	31.9	505		299	526	88	183	1626	52.5
2020-21	Tech	26	654-	1546	.423	148-	465	.318	250-	369	.678	958	36.8	376	6	364	325	84	158	1706	65.6
	Opp.	26	613-	1506	.407	133-	396	.336	242-	342	.708	883	34.0	421	8	303	344	78	144	1601	61.6
2021-22	Tech	32	738-	1821	.405	178-	569	.313	296-	449	.659	1241	38.8	424	6	485	446	141	189	1950	60.9
	Opp.	32	642-	1787	.359	148-	504	.294	253-	384	.659	1045	32.7	496	10	323	438	82	210	1685	52.7
2022-23	Tech	30	666-	1762	.378	129-	466	.277	367-	490	.749	1104	36.8	483	2	362	452	207	207	1828	60.9
	Opp.	30	703-	1772	.397	139-	491	.283	328-	475	.691	1128	37.6	469	3	356	457	86	232	1873	62.4

THE LAST TIME...

The Last Time (Team)

Tech scored 100 points in a game:
 Tech scored 100 points in an ACC game:
 A Tech opponent scored 100 points:
 Tech scored 60-69 points in a half:
 Tech scored 70+ points in a half:
 Tech won an overtime game:
 Tech lost an overtime game:
 Tech played a double overtime game:
 Tech played a triple overtime game:
 Tech shot 70 percent for a half:
 Tech shot 80 percent for a half:
 Tech shot 60 percent from the field in a game:
 Tech shot 90 percent from the free throw line in a game (min. 10 att.):
 Tech shot less than 40 percent from the field in a game:
 Tech shot less than 30 percent from the field in a half:
 Tech shot less than 50 percent from the free throw line in a game:
 Opponent shot less than 50 percent from the free throw line in a game:
 Tech did not make a 3-point field goal:
 Tech held an opponent under 30 percent shooting:
 An opponent shot 60 percent:
 Tech attempted 50 free throws:
 Tech made 40 free throws:
 Tech defeated a top-10 opponent:
 Tech defeated a top-25 opponent:
 Tech defeated a top-25 opponent on the road:



102 vs. Southeastern Louisiana, November 18, 2015
 101 at Virginia, March 2, 2008 (2 OT)
 103 at Virginia, March 2, 2008 (2 OT)
 60 vs. Morgan State, Nov. 16, 2014
 70 vs. Presbyterian (2nd half), Dec. 2, 1985
 vs. Clemson (92-84), Feb. 13, 2022
 vs. Pitt (85-79, 2 OT), Feb. 12, 2023
 vs. Pitt (85-79), Feb. 12, 2023
 vs. Michigan (89-79), April 1, 2017
 82.4 (14-17) at Houston, Nov. 9, 2018
 82.4 (14-17) at Clemson, Jan. 30, 2022
 63.5 (40-63) vs. Kennesaw State, Nov. 22, 2011
 90.9 (20-22), at Boston College, Dec. 18, 2022
 36.1 (22-61) vs. Boston College, March 1, 2023
 27.6 (8-29) vs. Boston College, March 1, 2023
 25.0 (1-4) at Notre Dame, Feb. 23, 2023
 27.3 (3-11) vs. UNC, Jan. 23, 2022
 vs Virginia, Jan. 28, 2018
 27.4 (17-62) vs. Furman, Dec. 27, 2022
 62.3 (33-53) vs. Notre Dame, Jan. 7, 2018
 51 (made 34) vs. Alabama State, Nov. 24, 2015
 Never
 No. 3/2 vs. UConn, 57-44, Dec. 9, 2021
 No. 15/13 vs. NC State, 68-62, Feb. 2, 2023
 No. 20/19 at Georgia, 55-54, Dec. 5, 2021

The Last Time (Player)

A player scored 40+ points:
 A player scored 35-39 points:
 A player scored 30-34 points:
 Two players scored 20+/same game:
 Three players scored 20+/same game:
 Four players scored 20+/same game:
 A player had back-to-back 30+ point games:
 A player had 20+ rebounds:
 A player had 15-19 rebounds:
 Two players had a double-double:
 Two players had double-figure rebounds in the same game:
 Three players had double-figure rebounds in the same game:
 One player had a double-double (Pts and Ast):
 One player had a double-double (Pts and Steals):
 A player had a double-double in consecutive games:
 A player had a triple-double (Pts, Reb, Asst.):
 A player had 20 points and 20 rebounds in the same game:
 A player had 10-14 assists in a game:
 A player had 15+ assists in a game:
 A player had 10+ assists in three consecutive games:
 A player topped the team in scoring, rebounds, and assists for a game:
 A player played every minute of a game:
 A player had five blocked shots in a game:
 A player had five blocked shots in back-to-back games:
 A player had 10+ steals in a game:

Niesha Butler (40) vs. Florida State, Jan. 2, 1999
 Elizabeth Balogun (35) at North Carolina, Jan. 31, 2019
 Lotta-Maj Lahtinen (30) vs NC State, Dec. 31, 2020
 Eyilia Love (26) & Lorela Cubaj (22) vs. Clemson, Feb. 13, 2022
 Alex Montgomery (26), Janie Mitchell (20) and Iasia Hemingway (20) vs. Maryland, Jan. 20, 2008
 Never
 Carla Munnion (34) vs. Manhattan, Jan. 23, 1995, and (35) vs. Chattanooga, Dec. 13, 1995
 Lorela Cubaj (20) at Purdue, Dec. 1, 2021
 Tonie Morgan (15) vs. Syracuse, Jan. 19, 2023
 Elizabeth Dixon (22 pts, 17 rebs) and Lorela Cubaj (13 pts, 11 rebs) vs. Duke, Jan. 10, 2019
 Strautmene (11 rebs) and Cubaj (10 rebs) vs. UNC, Jan. 23, 2022
 Roddreka Rogers (12), Katarina Vuckovic (12) and Zaire O'Neil (11), NC State, Feb. 12, 2015
 Tonie Morgan (17 pts, 10 assts) vs. NC State, Feb. 2, 2023
 Dawnn Maye (23 pts, 10 steals) vs. Marquette, Nov. 18, 2012
 Tonie Morgan - vs. Clemson, Jan. 26, 2023 (13 pts, 12 assts.)
 vs. NC State, Feb. 2, 2023 (17 pts, 10 assts.)
 Millie Martinez (12 pts, 10 reb, 10 asst) vs. Morris Brown, Feb. 23, 2002
 Kisha Ford (21 pts, 21 reb) vs. Mercer, Nov. 25, 1996
 Tonie Morgan (10) vs. NC State, Feb. 2, 2023
 Nina Bärlin (17) vs. Virginia, Jan. 10, 2002
 Nina Bärlin (11) vs. E. Washington, Nov. 24, 2001, (14) vs. Arkansas St., Dec. 1, 2001, (11) vs. Southern, Dec. 2, 2001, (13) vs. Florida State, Dec. 5, 2001
 Tonie Morgan, 15 pts, 8 reb, 2 ast at UNC, Jan. 22, 2023
 Kayla Blackshear at Virginia, Dec. 29, 2022
 Lorela Cubaj (5) at Clemson, Jan. 7, 2021
 Zaire O'Neil (5) vs. Syracuse, Feb. 8, 2015 (6) vs. NC State, Feb. 12, 2015
 Dawnn Maye (10) vs. Marquette, Nov. 18, 2012


1,000 POINT SCORERS

**Tyaunna Marshall**131 Games • 16.3 ppg
2010-2014 • 2,129 points (1st)**Kisha Ford**109 Games • 17.9 ppg
1994-97 • 1,955 points (2nd)**Karen Lounsbury**119 Games • 14.6 ppg
1989-92 • 1,743 points (3rd)**Dolores Bootz**91 Games • 18.9 ppg
1985-88 • 1,723 points (4th)**Carla Munnion**112 Games • 14.9 ppg
1995-98 • 1,671 points (5th)**Francesca Pan**128 Games • 12.8 ppg
2017-20 • 1,638 points (6th)**Chioma Nnamaka**120 Games • 13.3 ppg
2005-08 • 1,593 points (7th)**Alex Montgomery**124 Games • 12.6 ppg
2008-11 • 1,565 points (8th)**Joyce Pierce**83 Games • 18.8 ppg
1991-93 • 1,557 points (9th)**Aaliyah Whiteside**127 Games • 12.4 ppg
2012-16 • 1,580 points (10th)**Janie Mitchell**117 Games • 12.2 ppg
2005-08 • 1,422 points (T-11th)**Kate Brandt**107 Games • 13.3 ppg
1981-84 • 1,422 points (T-11th)**Sasha Goodlett**134 Games • 10.2 ppg
2009-12 • 1,364 points (13th)**Fallon Stokes**117 Games • 11.6 ppg
2001-04 • 1,363 points (14th)**Zaire O'Neil**126 Games • 10.6 ppg
2014-18 • 1,331 points (15th)**Stephanie Higgs**114 Games • 11.5 ppg
2004-07 • 1,315 points (16th)**LeeAnn Woodhull**96 Games • 13.6 ppg
1980-83 • 1,302 points (17th)**Lorela Cubaj**153 Games • 8.5 ppg
2017-22 • 1,293 points (18th)**Devony Caldwell**118 Games • 10.7 ppg
1990-93 • 1,265 points (19th)**Sonja Mallory**114 Games • 11.0 ppg
2000-03 • 1,254 points (20th)**Kaela Davis**66 Games • 18.9 ppg
2014-15 • 1,246 points (21st)**Ida Neal**109 Games • 11.3 ppg
1986-89 • 1,235 points (22nd)**Marielle Walker**100 Games • 12.3 ppg
1985-88 • 1,230 points (23rd)**Milli Martinez**116 Games • 10.0 ppg
1999-02 • 1,158 points (24th)

1,000 POINT SCORERS




Lotta-Maj Lahtinen
118 Games • 9.7 ppg
2018-22 • 1,150 points (25th)




Aimee Weiss
114 Games • 9.6 ppg
1990-93 • 1,089 points (T-26th)



Tory Ehle
109 Games • 10.0 ppg
1984-87 • 1,089 points (T-26th)



Bonnie Tate
75 Games • 14.5 ppg
1977-79 • 1,088 points (27th)



Kierra Fletcher
113 Games • 9.6 ppg
2017-21 • 1,087 points (28th)



Kenya Williams
104 Games • 10.3 ppg
1996-99 • 1,076 points (29th)



Niesha Butler
65 Games • 16.3 ppg
1999-02 • 1,059 points (30th)



Cindy Cochran
106 Games • 9.8 ppg
1982-85 • 1,042 points (31st)



Sydney Wallace
106 Games • 9.4 ppg
2011-14 • 1,001 points (T-32nd)



Brigitte Ardossi
130 Games • 7.7 ppg
2007-10 • 1,001 points (T-32nd)

NCAA TOURNAMENT RECORDS

INDIVIDUAL RECORDS

POINTS

32	Sydney Wallace vs. Baylor, 3/24/12 (Sweet 16 at Des Moines, IA)
28	Sydney Wallace vs. Sacred Heart, 3/18/12 (First Round at Chapel Hill, NC)
27	Stephanie Higgs vs. Purdue, 3/19/07 (Second Round at Minneapolis, Minn.)
26	Brigitte Ardossi vs. UALR, 3/21/10 (First Round at Norman, OK)

REBOUNDS

15	Joyce Pierce vs. Northwestern, 3/17/93 (First Round at Evanston, IL)
13	Alex Montgomery vs. UALR, 3/21/10 (First Round at Norman, OK)
13	Sasha Goodlett vs. Iowa, 3/22/09 (Second Round at Iowa City, IA)
12	Lorela Cubaj vs. West Virginia, 3/23/21 (Second Round at San Antonio, Texas)
11	six times (MR: Lorela Cubaj vs. Kansas, 3/18/22; First Round at Stanford, Calif.)

ASSISTS

6	Metra Walhour vs. Georgetown, 3/20/12 (Second Round at Chapel Hill, N.C.)
5	Lotta-Maj Lahtinen vs. South Carolina, 3/28/21 (Sweet 16 at San Antonio, Texas)
5	Dawnn Maye vs. Georgetown, 3/20/12 (Second Round at Chapel Hill, N.C.)
4	nine times (MR: Lotta-Maj Lahtinen vs. Kansas, 3/18/22; First Round in Stanford, Calif.)

BLOCKS

4	Lorela Cubaj vs. Stephen F. Austin, 3/21/21 (First Round at San Antonio, Texas)
3	Nerea Hermosa vs. Kansas, 3/18/22 (First Round at Stanford, Calif.)
3	Jacqua Williams vs. DePaul, 3/17/07 (First Round at Minneapolis, Minn.)
2	eight times (MR: Kierra Fletcher vs. West Virginia, 3/23/21; Round of 32 in San Antonio, Texas)

STEALS

6	Jill Ingram vs. Iowa State, 3/22/08 (First Round at Des Moines, IA)
6	Jacqua Williams vs. DePaul, 3/17/07 (First Round at Minneapolis, Minn.)
5	three times (MR: Dawnn Maye vs. LSU 3/23/14; First Round at Baton Rouge, La.)

FIELD GOALS MADE

12	Sydney Wallace vs. Baylor, 3/24/12 (Sweet 16 at Des Moines, IA)
11	Sydney Wallace vs. Sacred Heart, 3/18/12 (First Round at Chapel Hill, NC)
10	Lorela Cubaj vs. West Virginia, 3/23/21 (Second Round at San Antonio, Texas)
10	Brigitte Ardossi vs. UALR, 3/21/10 (First Round at Norman, OK)
9	three times (MR: Tyaunna Marshall and Sydney Wallace vs. LSU, 3/23/14; First Round at Baton Rouge, La.)

FIELD GOALS ATTEMPTED

22	Sydney Wallace vs. LSU, 3/23/14 (First Round at Baton Rouge, La.)
22	Sydney Wallace vs. Baylor, 3/24/12 (Sweet 16 at Des Moines, IA)
22	Brigitte Ardossi vs. UALR, 3/21/10 (First Round at Norman, OK)
21	two times (MR: Stephanie Higgs vs. Purdue, 3/19/07 at (Second Round at Minneapolis, Minn.)

FIELD GOAL PERCENTAGE
(MIN. 6 ATTEMPTS)

.846 (11-13)	Sydney Wallace vs. Sacred Heart, 3/18/12 (First Round at Chapel Hill, NC)
--------------	---

.750 (6-8)	Sasha Goodlett vs. Georgetown, 3/20/12 (Second Round at Chapel Hill, N.C.)
.728 (8-11)	Digna Strautmene vs. Kansas, 3/18/22 (First Round at Stanford, Calif.)
.667 (8-12)	Jill Ingram vs. Iowa State, 3/22/08 (First Round at Des Moines, IA)
.589 (10-17)	Lorela Cubaj vs. West Virginia, 3/23/21 (Second Round at San Antonio, Texas)
.571 (8-14)	Lotta-Maj Lahtinen vs. South Carolina, 3/28/21 (Sweet 16 at San Antonio, Texas)
.563 (9-16)	Kierra Fletcher vs. West Virginia, 3/23/21 (Second Round at San Antonio, Texas)
.545 (12-22)	Sydney Wallace vs. Baylor, 3/24/12 (Sweet 16 at Des Moines, IA)

THREE-POINT FIELD GOALS MADE

8	Sydney Wallace vs. Baylor, 3/24/12 (Sweet 16 at Des Moines, IA)
6	Sydney Wallace vs. Sacred Heart, 3/18/12 (First Round at Chapel Hill, NC)
5	Sydney Wallace vs. Georgetown, 3/20/12 (Second Round at Chapel Hill, N.C.)
5	Jill Ingram vs. Iowa State, 3/22/08 (First Round, Des Moines, IA)

THREE-POINT FIELD GOALS ATTEMPTED

14	Sydney Wallace vs. Georgetown, 3/20/12 (Second Round at Chapel Hill, N.C.)
13	Sydney Wallace vs. LSU, 3/23/14 (First Round at Baton Rouge, La.)
12	Sydney Wallace vs. Baylor, 3/24/12 (Sweet 16 at Des Moines, IA)
11	two times (MR: Alex Montgomery vs. Ohio State, 3/21/11; Second Round at Columbus, Ohio)

THREE-POINT FIELD GOAL PERCENTAGE
(MIN. 3 ATTEMPTS)

.750 (6-8)	Sydney Wallace vs. Sacred Heart, 3/18/12 (First Round at Chapel Hill, NC)
.667 (8-12)	Sydney Wallace vs. Baylor, 3/24/12 (Sweet 16 at Des Moines, IA)
.556 (5-9)	Jill Ingram vs. Iowa State, 3/22/08 (First Round at Des Moines, IA)
.500 (2-4)	Digna Strautmene vs. Kansas, 3/18/22 (First Round at Stanford, Calif.)
.500 (2-4)	Lotta-Maj Lahtinen vs. South Carolina, 3/28/21 (Sweet 16 at San Antonio, Texas)
.500 (2-4)	Loyal McQueen vs. South Carolina, 3/28/21 (Sweet 16 at San Antonio, Texas)
.444 (4-9)	Lotta-Maj Lahtinen vs. West Virginia, 3/23/21 (Second Round at San Antonio, Texas)
.429 (3-7)	Chioma Nnamaka vs. Purdue, 3/19/07 (Second Round at Minneapolis, Minn.)

FREE THROWS MADE

9	Fallon Stokes vs. Virginia Tech, 3/22/03 (First Round at West Lafayette, Ind.)
8	Sasha Goodlett vs. Oklahoma, 3/24/09 (Second Round at Iowa City, IA)
8	Stephanie Higgs vs. Purdue, 3/19/07 (Second Round at Minneapolis, Minn.)
6	two times (MR: Kaela Davis vs. LSU, 3/23/14 First Round at Baton Rouge, La.)

FREE THROWS ATTEMPTED

10	Fallon Stokes vs. Virginia Tech, 3/22/03 (First Round at West Lafayette, Ind.)
10	Sasha Goodlett vs. Oklahoma, 3/24/09 (Second Round at Iowa City, IA)
9	Stephanie Higgs vs. Purdue, 3/19/07 (Second Round at Minneapolis, Minn.)
7	two times (MR: Sasha Goodlett vs. Georgetown, 3/20/12 (Second Round at Chapel Hill, N.C.)

FREE THROW PERCENTAGE (MIN. 7 MADE)

.900 (9-10)	Fallon Stokes vs. Virginia Tech, 3/22/03 (First Round at West Lafayette, Ind.)
.889 (8-9)	Stephanie Higgs vs. Purdue, 3/19/07 (Second Round at Minneapolis, Minn.)

.800 (8-10)	Sasha Goodlett vs. Georgetown, 3/20/12 (Second Round at Chapel Hill, N.C.)
-------------	--

TEAM RECORDS

MOST POINTS (GAME)

78	vs. LSU, 3/23/14 (First Round at Baton Rouge, La.)
76	vs. Georgetown, 3/20/12 (Second Round at Chapel Hill, N.C.)
76	vs. Sacred Heart, 3/18/14 (First Round at Chapel Hill, N.C.)
76	vs. Iowa, 3/22/09 (First Round at Iowa City, IA)

MOST POINTS (ONE HALF)

44 (1st)	vs. LSU, 3/23/14 (First Round at Baton Rouge, La.)
42 (2nd)	vs. Baylor, 3/24/12 (Sweet 16 at Des Moines, IA)
40 (2nd)	vs. Sacred Heart, 3/18/12 (First Round at Chapel Hill, NC)
40 (2nd)	vs. Iowa, 3/22/09 (Second Round at Iowa City, IA)

FEWEST POINTS (GAME)

50	vs. Oklahoma, 3/24/09 (Second Round at Iowa City, IA)
53	vs. UALR, 3/21/10 (First Round at Norman, OK)
54	vs. Stephen F. Austin, 3/21/21 (First Round at San Antonio, Texas)
55	vs. Iowa State, 3/22/08 (First Round at Des Moines, IA)
55	vs. DePaul, 3/17/07 (First Round at Minneapolis, Minn.)

FEWEST POINTS (ONE HALF)

17 (1st)	vs. Stephen F. Austin, 3/21/21 (First Round at San Antonio, Texas)
20 (2nd)	vs. DePaul, 3/17/07 (First Round at Minneapolis, Minn.)
21 (2nd)	vs. Oklahoma, 3/24/09 (Second Round at Iowa City, IA)
24 (1st)	vs. Iowa State, 3/22/08 (First Round at Des Moines, IA)
26 (1st)	two times (MR: vs. Baylor, 3/24/12 (Sweet 16 at Des Moines, IA)

REBOUNDS

50	vs. Northwestern, 3/17/93 (First Round at Evanston, IL)
44	vs. Stephen F. Austin, 3/21/21 (First Round at San Antonio, Texas)
44	vs. Baylor, 3/24/12 (Sweet 16 at Des Moines, IA)
43	vs. Iowa, 3/22/09 (Second Round at Iowa City, IA)
39	two times (MR: vs. Georgetown, 3/20/12 (Second Round at Chapel Hill, N.C.)

ASSISTS

20	vs. Georgetown, 3/20/12 (Second Round at Chapel Hill, N.C.)
14	vs. Baylor, 3/24/12 (Sweet 16 at Des Moines, IA)
14	vs. DePaul, 3/17/07 (First Round at Minneapolis, Minn.)
13	three times (MR: vs. Sacred Heart, 3/18/12 (First Round at Chapel Hill, NC)

BLOCKS

6	vs. Kansas, 3/18/22 (First Round at Stanford, Calif.)
6	vs. Stephen F. Austin, 3/21/21 (First Round at San Antonio, Texas)
6	vs. DePaul, 3/17/07 (First Round at Minneapolis, Minn.)
5	vs. LSU, 3/23/14 (First Round at Baton Rouge, La.)
4	vs. West Virginia, 3/23/21 (Second Round at San Antonio, Texas)
4	vs. UALR, 3/21/10 (First Round at Norman, OK)
4	vs. Northwestern, 3/17/93 (First Round at Evanston, IL)

STEALS

14	vs. LSU, 3/23/14 (First Round at Baton Rouge, La.)
14	vs. Ohio State, 3/21/11; Second Round at Columbus, Ohio)
14	vs. Purdue, 3/19/07 at (Second Round at Minneapolis, Minn.)
14	vs. DePaul, 3/17/07 (First Round at Minneapolis, Minn.)
13	vs. Bowling Green, 3/19/11 (First Round at Columbus, Ohio)

FIELD GOALS MADE

30	vs. LSU, 3/23/14 (First Round at Baton Rouge, La.)
30	vs. Iowa, 3/22/09 (Second Round at Iowa City, IA)
29	vs. West Virginia, 3/23/21 (Second Round at San Antonio, Texas)

NCAA TOURNAMENT RECORDS

28	vs. Georgetown, 3/20/12 (Second Round at Chapel Hill, N.C.)
28	vs. Ohio State, 3/21/11 (Second Round at Columbus, Ohio)

FIELD GOALS ATTEMPTED

87	vs. Northwestern, 3/17/93 (First Round at Evanston, IL)
76	vs. LSU, 3/23/14 (First Round at Baton Rouge, La.)
72	vs. Ohio State, 3/21/11 (Second Round at Columbus, Ohio)
70	vs. Baylor, 3/24/12 (Sweet 16 at Des Moines, IA)

FIELD GOAL PERCENTAGE (MIN. 20 MADE)

.529 (27-51)	vs. Sacred Heart, 3/18/12 (First Round at Chapel Hill, NC)
.518 (29-56)	vs. West Virginia, 3/23/21 (Second Round at San Antonio, Texas)
.500 (28-56)	vs. Georgetown, 3/20/12 (Second Round at Chapel Hill, N.C.)
.466 (27-58)	vs. Bowling Green, 3/19/11 (First Round at Columbus, Ohio)
.458 (27-59)	vs. South Carolina, 3/28/21 (Sweet 16 at San Antonio, Texas)
.448 (30-67)	vs. Iowa, 3/22/09 (Second Round at Iowa City IA)

THREE-POINT FIELD GOALS MADE

10	vs. Baylor, 3/24/12 (Sweet 16 at Des Moines, IA)
8	vs. Georgetown, 3/20/12 (Second Round at Chapel Hill, N.C.)
8	vs. Sacred Heart, 3/18/12 (First Round at Chapel Hill, NC)
7	vs. Kansas, 3/18/22 (First Round at Stanford, Calif)
7	vs. Iowa State, 3/22/08 (First Round at Des Moines, IA)

THREE-POINT FIELD GOALS ATTEMPTED

28	vs. Iowa State, 3/22/08 (First Round at Des Moines, IA)
23	vs. Georgetown, 3/20/12 (Second Round at Chapel Hill, N.C.)
22	vs. LSU, 3/23/14 (First Round at Baton Rouge, La.)
22	vs. Purdue, 3/19/07 at (Second Round at Minneapolis, Minn.)

THREE-POINT FIELD GOAL PERCENTAGE (MIN. 5 MADE)

.667 (8-12)	vs. Sacred Heart, 3/18/12 (First Round at Chapel Hill, NC)
.526 (10-19)	vs. Baylor, 3/24/12 (Sweet 16 at Des Moines, IA)
.500 (6-12)	vs. South Carolina, 3/28/21 (Sweet 16 at San Antonio, Texas)
.429 (6-14)	vs. West Virginia, 3/23/21 (Second Round at San Antonio, Texas)
.353 (6-17)	vs. Purdue, 3/19/07 at (Second Round at Minneapolis, Minn.)
.348 (8-23)	vs. Georgetown, 3/20/12 (Second Round at Chapel Hill, N.C.)

FREE THROWS MADE

15	vs. Oklahoma, 3/24/09 (Second Round at Iowa City, IA)
15	vs. Purdue, 3/19/07 at (Second Round at Minneapolis, Minn.)
14	three times (MR: vs. LSU, 3/23/14 (First Round at Baton Rouge, La.)

FREE THROWS ATTEMPTED

21	vs. Iowa, 3/22/09 (Second Round at Iowa City, IA)
20	vs. Oklahoma, 3/24/09 (Second Round at Iowa City, IA)
19	three times (MR: vs. Georgetown, 3/20/12 (Second Round at Chapel Hill, N.C.)

FREE THROW PERCENTAGE (MIN. 14 MADE)

.824 (14-17)	vs. LSU, 3/23/14 (First Round at Baton Rouge, La.)
.789 (15-19)	vs. Purdue, 3/19/07 at (Second Round at Minneapolis, Minn.)
.750 (15-20)	vs. Oklahoma, 3/24/09 (Second Round at Iowa City, IA)
.737 (14-19)	vs. Sacred Heart, 3/18/12 (First Round at Chapel Hill, NC)

OPPONENT RECORDS

MOST POINTS (INDIVIDUAL)

35	Britney Griner (Baylor), 3/24/12
----	----------------------------------

(Sweet 16 at Des Moines, IA)

MOST POINTS (TEAM GAME)

98	LSU, 3/23/14 (First Round at Baton Rouge, La.)
----	---

MOST POINTS (TEAM, ONE HALF)

51	LSU, 3/23/14 (First Round at Baton Rouge, La.)
----	---

FEWEST POINTS (TEAM, GAME)

50	Sacred Heart, DePaul, 3/18/12 (First Round at Chapel Hill, N.C.)
----	---

FEWEST POINTS (TEAM, ONE HALF)

14	vs. Stephen F. Austin, 3/21/21 (First Round at San Antonio, Texas)
16	DePaul, 3/17/07 (First Round at Minneapolis, Minn.)

MOST REBOUNDS (INDIVIDUAL)

17	Danielle Ballard (LSU), 3/23/14 (First Round at Baton Rouge, La.)
----	--

MOST REBOUNDS (TEAM)

57	LSU, 3/23/14 (First Round at Baton Rouge, La.)
----	---

MOST ASSISTS (INDIVIDUAL)

11	Nancy Kennelly (Northwestern), 3/17/93 (First Round at Evanston, IL.)
----	--

MOST ASSISTS (TEAM)

22	Northwestern, 3/17/93 (First Round at Evanston, IL.)
----	---

MOST BLOCKS (INDIVIDUAL)

6	three times, (MR: Shaneca McKinney, LSU), 3/23/14 (First Round at Baton Rouge, La.)
---	--

MOST BLOCKS (TEAM)

10	Baylor, 3/24/12 (Sweet 16 at Des Moines, IA)
----	---

MOST STEALS (INDIVIDUAL)

4	twice, (MR: Samantha Prahalis) (Ohio State), 3/21/11 (Second Round at Columbus, OH)
---	---

MOST STEALS (TEAM)

11	UALR, 3/21/10 (First Round at Norman, Okla.)
----	---

MOST FIELD GOALS MADE (INDIVIDUAL)

13	Britney Griner (Baylor), 3/24/12 (Sweet 16 at Des Moines, IA)
----	--

MOST FIELD GOALS MADE (TEAM)

35	LSU, 3/23/14 (First Round at Baton Rouge, La.)
----	---

FEWEST FIELD GOALS MADE (TEAM)

18	vs. Stephen F. Austin, 3/21/21 (First Round at San Antonio, Texas)
20	five times, (MR: Sacred Heart), 3/18/12 (First Round at Chapel Hill, N.C.)

MOST FIELD GOALS ATTEMPTED (INDIVIDUAL)

19	Sugar Rodgers (Georgetown), 3/20/12 (Second Round at Chapel Hill, N.C.)
----	--

MOST FIELD GOALS ATTEMPTED (TEAM)

70	LSU, 3/23/14 (First Round at Baton Rouge, La.)
----	---

FEWEST FIELD GOALS ATTEMPTED (TEAM)

42	twice, (MR: Ohio State), 3/21/11 (Second Round at Columbus, OH)
----	--

HIGHEST FIELD GOAL PERCENTAGE (INDIVIDUAL - MIN. 6 MADE)

.900 (9-10)	twice, (MR: Destiny Williams) (Baylor), 3/24/12 (Sweet 16 at Des Moines, IA)
-------------	---

HIGHEST FIELD GOAL PERCENTAGE (TEAM - MIN. 20 MADE)

.600 (30-50)	Northwestern, 3/17/93 (First Round at Evanston, IL.)
--------------	---

LOWEST FIELD GOAL PERCENTAGE (TEAM)

.286 (18-63)	vs. Stephen F. Austin, 3/21/21 (First Round at San Antonio, Texas)
.338 (23-68)	Georgetown, 3/20/12 (Second Round at Chapel Hill, N.C.)

MOST THREE-POINT FIELD GOALS MADE (INDIVIDUAL)

5	Zia Cooke (South Carolina), 3/28/21 (Sweet 16 at San Antonio, Texas)
5	Kelsey Bolte (Iowa State), 3/22/08 (First Round at Des Moines, IA)

MOST THREE-POINT FIELD GOALS MADE (TEAM)

9	Iowa State, 3/22/08 (First Round at Des Moines, IA)
---	--

FEWEST THREE-POINT FIELD GOALS MADE (TEAM)

1	Baylor, 3/24/14 (Sweet 16 at Des Moines, IA)
---	---

MOST THREE-POINT FIELD GOALS ATTEMPTED (INDIVIDUAL)

8	twice, (MR: Sugar Rodgers) (Georgetown), 3/20/12 (Second Round at Chapel Hill, N.C.)
---	---

MOST THREE-POINT FIELD GOALS ATTEMPTED (TEAM)

24	Iowa State, 3/22/08 (First Round at Des Moines, IA)
----	--

FEWEST THREE-POINT FIELD GOALS ATTEMPTED (TEAM)

6	twice, (MR: Baylor), 3/24/12 (Sweet 16 at Des Moines, IA)
---	--

HIGHEST THREE-POINT FIELD GOAL PERCENTAGE (INDIVIDUAL - MIN. 3 MADE)

1.000 (3-3)	DaShawn Harden (LSU), 3/23/14 (First Round at Baton Rouge, La.)
-------------	--

HIGHEST THREE-POINT FIELD GOAL PERCENTAGE (TEAM - MIN. 5 MADE)

.571 (8-14)	South Carolina, 3/28/21 (Sweet 16 at San Antonio, Texas)
.545 (6-11)	Purdue, 3/19/07 (Second Round at Minneapolis, Minn)

LOWEST THREE-POINT FIELD GOAL PERCENTAGE (TEAM)

.167 (1-6)	Baylor 3/24/12 (Sweet 16 at Des Moines, IA)
------------	--

NCAA TOURNAMENT RECORDS

MOST FREE THROWS MADE (INDIVIDUAL)

12 Maureen Holohan, 3/17/93
(First Round at Evanston, IL.)

MOST FREE THROWS MADE (TEAM)

27 Northwestern, 3/17/93
(First Round at Evanston, IL.)

FEWEST FREE THROWS MADE (TEAM)

5 Sacred Heart, 3/18/12
(First Round at Chapel Hill, N.C.)

MOST FREE THROWS ATTEMPTED (INDIVIDUAL)

18 Maureen Holohan, 3/17/93
(First Round at Evanston, IL.)

MOST FREE THROWS ATTEMPTED (TEAM)

39 Northwestern, 3/17/93
(First Round at Evanston, IL.)

FEWEST FREE THROWS ATTEMPTED (TEAM)

6 South Carolina, 3/28/21
(Sweet 16 at San Antonio, Texas)
6 Virginia Tech, 3/22/03
(First Round at West Lafayette, IN)

HIGHEST FREE THROW PERCENTAGE (INDIVIDUAL - MIN. 6 MADE)

1.000 (9-9) three times, (MR: Lauren Prochaska)
(Bowling Green), 3/19/11
(First Round at Columbus, OH)

HIGHEST FREE THROW PERCENTAGE (TEAM - MIN. 15 MADE)

.889 (16-18) Bowling Green , 3/19/11
(First Round at Columbus, OH)

LOWEST FREE THROW PERCENTAGE (TEAM)

.455 (5-11) Sacred Heart , 3/18/12
(First Round at Chapel Hill, N.C.)

NCAA TOURNAMENT BOX SCORES

'08 Iowa State
Georgia Tech
March 22, 2008 | Wells Fargo Arena (Des Moines, IA)

58
55

Official Basketball Box Score - Game Totals - Final Statistics
Georgia Tech vs Iowa State
03-22-08 11 a.m. at Wells Fargo Arena - Des Moines, Iowa

Georgia Tech 55 - 23-10, 7-7 ACC

#	Player	Total		3-Ptr		Rebounds			PF	TP	A TO Bk			Sd	Min
		FG-FGA	FG-FGA	FT-FTA	FT-FTA	Off	Def	Total			A TO Bk	Sd	Min		
1	Williams, Jacqua	7-17	2-9	2-4	3 5 8	3	18	3 0 1	3	35					
21	Mitchell, Janie	4-11	0-0	0-0	3 4 7	0	8	3 1 0	0	40					
45	Nnamaka, Chioma	1-5	0-2	0-0	1 1 2	2	2	0 1 0	1	29					
45	Mitchell, Daphne	0-1	0-0	0-0	0 0 0	0	0	0 0 0	0	9					
5	Ingram, Jill	8-12	5-9	0-0	1 2 3	2	21	2 4 0	6	35					
22	Montgomery, Alex	0-9	0-8	0-0	1 2 3	2	0	1 2 0	2	22					
35	Blackmon, Tiffany	0-0	0-0	0-0	0 0 0	1	0	0 0 0	0	1					
34	Herningway, Iasia	0-4	0-0	2-2	1 0 1	3	2	0 0 0	0	10					
35	Ardossi, Brigitte	2-4	0-0	0-0	3 3 6	3	4	0 0 0	0	19					
Team					0 2 2										
Totals		22-63	7-28	4-6	13 19 32	16	55	9 8 1	12	200					
FG % 1st Half: 10-37		27.0%	2nd half: 12-26	46.2%	Game: 22-63	34.0%	Double								
3FG % 1st Half: 1-5		6.7%	2nd half: 6-13	46.2%	Game: 7-28	25.0%	Rebounds								
FT % 1st Half: 3-4		75.0%	2nd half: 1-2	50.0%	Game: 4-6	66.7%	1								

Iowa State 58 - 21-12, 7-9 Big12

#	Player	Total		3-Ptr		Rebounds			PF	TP	A TO Bk			Sd	Min
		FG-FGA	FG-FGA	FT-FTA	FT-FTA	Off	Def	Total			A TO Bk	Sd	Min		
11	Bolle, Kelsey	7-13	5-8	0-0	2 5 7	1	19	2 2 0	1	39					
15	Ezell, Heather	1-7	1-5	2-2	0 4 4	1	5	5 3 0	1	37					
32	Niesleit, Amanda	4-6	2-4	1-1	4 8 12	3	11	2 2 1	0	37					
4	Lacey, Alison	2-9	1-6	4-4	0 3 3	2	9	4 5 0	0	34					
44	Anderson, Jocelyn	6-9	0-0	0-1	1 5 6	1	12	2 3 5	0	35					
10	Stuckey, Denae	1-2	0-0	0-0	0 2 2	1	2	0 2 0	0	14					
13	Florzak, Anna	0-1	0-0	0-0	0 0 0	0	0	0 0 0	0	2					
22	Lightbourne, Genesis	0-0	0-0	0-0	0 1 1	0	0	0 1 0	0	2					
Team					1 1 2										
Totals		21-47	9-24	7-8	8 29 37	9	58	15 18 6	2	200					
FG % 1st Half: 8-21		38.1%	2nd half: 13-26	50.0%	Game: 21-47	44.7%	Double								
3FG % 1st Half: 2-11		18.2%	2nd half: 6-13	46.2%	Game: 8-24	33.3%	Rebounds								
FT % 1st Half: 2-3		66.7%	2nd half: 5-5	100.0%	Game: 7-8	87.5%	0								

Officials: Don Kanner, Diana DePaul, Tommy Salmons, Lawson Newton SB
Technical fouls: Georgia Tech-None, Iowa State-None.
Attendance: 9358
NCAA 1st Round (Greenhouse Region)
Fouled out: none

Score by period	1st	2nd	Total
Georgia Tech	24	31	55
Iowa State	20	38	58

Points	In	Off	2nd	Final	Break	End
GT	32	16	15	4	2	2
ISU	24	15	13	4	2	2

'09 Georgia Tech
Iowa
March 22, 2009 | Carver-Hawkeye Arena (Iowa City, IA)

76
62

Official Basketball Box Score - Game Totals - Final Statistics
Georgia Tech vs Iowa
03/22/09 8:45 p.m. at Carver-Hawkeye Arena - Iowa City, IA

Georgia Tech 76 - 23-9

#	Player	Total		3-Ptr		Rebounds			PF	TP	A TO Bk			Sd	Min
		FG-FGA	FG-FGA	FT-FTA	FT-FTA	Off	Def	Total			A TO Bk	Sd	Min		
34	Herningway, Iasia	6-12	0-1	4-7	2 6 8	4	16	3 3 0	2	34					
35	Ardossi, Brigitte	3-6	0-0	5-6	2 7 9	3	11	2 1 0	1	35					
45	Goodlett, Sasha	8-15	0-0	0-0	6 7 13	1	16	0 2 0	1	34					
01	Williams, Jacqua	8-17	2-5	5-6	1 1 2	3	23	3 1 0	2	38					
25	Foster, Deja	3-9	0-0	0-2	2 0 2	5	6	0 2 0	2	26					
02	Bennett, Mo	2-8	0-1	0-0	6 1 7	1	4	1 0 0	2	27					
05	Walshour, Metra	0-0	0-0	0-0	0 0 0	0	0	0 0 0	0	0					
14	Adams, LaQuanisha	0-0	0-0	0-0	0 0 0	2	0	0 0 0	0	2					
32	Regins, Chelsea	0-0	0-0	0-0	0 0 0	2	0	0 0 0	0	4					
Team					0 2 2										
Totals		30-67	2-7	14-21	19 24 43	21	76	9 9 0	10	200					
FG % 1st Half: 17-37		45.9%	2nd half: 13-30	43.3%	Game: 30-67	44.8%	Double								
3FG % 1st Half: 1-3		33.3%	2nd half: 1-4	25.0%	Game: 2-7	28.6%	Rebounds								
FT % 1st Half: 1-4		25.0%	2nd half: 13-17	76.5%	Game: 14-21	66.7%	2								

Iowa 62 - 21-11

#	Player	Total		3-Ptr		Rebounds			PF	TP	A TO Bk			Sd	Min
		FG-FGA	FG-FGA	FT-FTA	FT-FTA	Off	Def	Total			A TO Bk	Sd	Min		
21	Alexander, Kachine	3-9	0-0	11-14	3 7 10	4	17	3 4 0	3	34					
32	Ausdenmore, Wendy	5-8	2-4	0-0	1 2 3	4	12	3 4 0	0	37					
44	Skorby, Megan	2-6	0-0	0-0	1 0 1	2	4	0 1 1	0	31					
02	Walhin, Kamille	4-9	2-4	4-4	0 5 5	2	14	4 2 0	1	39					
11	Smith, Kristi	3-10	2-7	0-0	0 4 4	2	8	3 3 0	0	40					
31	Draxten, Hannah	0-0	0-0	0-0	1 0 1	0	0	0 1 0	0	5					
45	Hamlin, JoAnn	3-5	0-0	1-3	1 3 4	1	7	1 2 0	0	23					
30	Nyenhu, Lindsey	0-0	0-0	0-0	0 0 0	0	0	0 0 0	0	1					
Team					0 2 2										
Totals		20-47	6-15	16-21	7 23 30	15	62	14 17 1	4	200					
FG % 1st Half: 11-20		55.0%	2nd half: 9-19	47.4%	Game: 20-47	42.8%	Double								
3FG % 1st Half: 4-7		57.1%	2nd half: 2-6	25.0%	Game: 6-15	40.0%	Rebounds								
FT % 1st Half: 5-7		71.4%	2nd half: 11-14	78.6%	Game: 16-21	76.2%	1								

Officials: June Dourson, Jesse Dickerson, Greg Small
Technical fouls: Georgia Tech-None, Iowa-None.
Attendance: 5615
NCAA First Round Game
Fouled out: #23 GT 1:57 2nd

Score by period	1st	2nd	Total
Georgia Tech	36	40	76
Iowa	31	31	62

Last FG - GT 2nd-02:44, IOWA 2nd-01:05.

Points	In	Off	2nd	Final	Break	End
GT	46	21	18	8	4	7
IOWA	42	3	3	8	4	7

Score tied - 3 times.

'09 Oklahoma
Georgia Tech
March 24, 2009 | Carver-Hawkeye Arena (Iowa City, IA)

69
50

Official Basketball Box Score - Game Totals - Final Statistics
Georgia Tech vs #44 Oklahoma
03/24/09 8:30 p.m. at Carver-Hawkeye Arena - Iowa City, IA

Georgia Tech 69 - 23-9

#	Player	Total		3-Ptr		Rebounds			PF	TP	A TO Bk			Sd	Min
		FG-FGA	FG-FGA	FT-FTA	FT-FTA	Off	Def	Total			A TO Bk	Sd	Min		
34	Herningway, Iasia	4-12	0-5	2-2	4 2 6	2	10	2 5 1	2	33					
35	Ardossi, Brigitte	5-13	0-0	1-2	3 3 6	3	11	1 1 0	0	33					
45	Goodlett, Sasha	0-6	0-0	8-10	4 3 7	2	8	0 4 1	0	32					
01	Williams, Jacqua	0-9	0-4	1-2	0 1 1	4	1	4 2 0	0	18					
25	Foster, Deja	6-15	0-0	3-4	1 2 3	3	15	2 1 0	1	34					
02	Bennett, Mo	2-6	1-4	0-0	1 1 2	0	5	3 1 0	0	15					
05	Walshour, Metra	0-0	0-0	0-0	0 0 0	3	0	0 0 0	0	24					
12	Turner, Tabitha	0-0	0-0	0-0	0 0 0	0	0	0 0 0	0	1					
32	Regins, Chelsea	0-2	0-0	0-0	1 5 6	1	0	1 0 0	0	10					
Team					4 1 5										
Totals		17-63	1-13	15-20	18 18 36	18	50	13 15 2	4	200					
FG % 1st Half: 12-34		35.3%	2nd half: 5-29	17.2%	Game: 17-63	27.0%	Double								
3FG % 1st Half: 1-8		12.5%	2nd half: 0-5	0.0%	Game: 1-13	7.7%	Rebounds								
FT % 1st Half: 4-8		50.0%	2nd half: 11-14	78.6%	Game: 15-20	75.0%	1								

#44 Oklahoma 69 - 23-9

#	Player	Total			3-Ptr			Rebounds			PF	TP	A TO Bk			Sd	Min
		FG-FGA	FG-FGA	FT-FTA	FG-FGA	FT-FTA	Off	Def	Total	A			TO	Bk	Sd		
01	Stevenson, Myshia	f	3-6	0-3	2-2	0	2	2	1	8	3	2	0	1	29		
05	Paris, Ashley	f	4-13	0-0	0	6	10	2	4	8	3	1	0	0	30		
09	Paris, Courtney	f	4-10	0-0	1-1	1	9	10	4	7	1	1	6	1	26		
13	Robinson, Danielle	g	5-5	0-0	7-7	0	3	3	1	17	7	4	0	2	35		
25	Hand, Whitney	g	5-9	3-6	2-2	1	1	2	2	15	2	2	0	1	37		
04	Olajuwon, Abi		0-0	0-0	1-2	1	1	2	3	1	0	2	0	0	7		
10	Rothlisberger, C		4-5	0-1	0-0	0	1	1	3	8	0	1	1	0	18		
14	Willis, Lauren		0-0	0-0	0-0	0	0	0	0	0	0	0	0	0	1		
15	Winchester, Carolyn		0-0	0-0	0-0	0	0	0	0	0	0	0	0	0	1		
21	Thompson, Amanda		0-1	0-0	1-2	0	0	0	0	1	0	0	0	0	3		
31	Hammond, Rose		0-1	0-0	0-0	0	0	0	0	0	0	0	0	0	1		
45	Hartman, Jasmine		1-1	0-0	0-0	0	1	1	0	2	1	1	0	0	5		
53	Vining, Jenny		0-2	0-1	0-0	0	0	0	0	0	0	2	0	0	7		
	Team					0	4	4									
			25-52	8-14	14-25	50%	25%	56%	18	60	17	16	7	5	209		

NCAA TOURNAMENT BOX SCORES

'11 Georgia Tech

Bowling Green

March 19, 2011 | St. Johns Arena (Columbus, Ohio)

69
58

Official Basketball Box Score - Game Totals - Final Statistics
Bowling Green vs Georgia Tech
3/19/11 11:20 AM ET at St. John Arena, Columbus, Ohio

Bowling Green 58 - 28-5

#	Player	Total		3-Pr		Rebounds			PF	TP	A	TO	Bk	Sl	Min	
		FG-FGA	FG-FGA	FT-FTA	FT-FTA	Off	Def	Tot								
04	HENNEGAN, Maggie	1	1-5	0-0	0-0	0	0	0	3	2	0	3	2	1	23	
24	UHL, Jen		2-2	0-0	0-0	1	2	3	2	4	0	3	0	0	26	
02	PROCHASKA, Lauren		5-16	0-1	9-9	2	3	5	4	19	1	3	0	0	38	
06	PONTIUS, Tracy		4-8	1-3	0-2	0	1	1	2	9	1	6	0	1	37	
21	STEFFEN, Chelsey		5-6	1-2	5-5	1	4	5	1	16	2	3	1	0	37	
11	HALFHILL, Jillian		0-0	0-0	0-0	0	0	0	0	0	0	0	0	0	0+	
14	SLAGLE, Jessica		1-1	0-0	0-0	0	1	1	1	2	0	1	0	0	8	
15	ALBERT, Chelsey		0-0	0-0	0-0	0	1	1	0	0	0	1	0	1	4	
20	PAPENFUS, Allison		0-1	0-0	2-2	1	2	3	1	2	0	3	0	1	8	
42	HAVEL, Danielle		2-4	0-0	0-0	2	1	3	1	4	0	1	0	1	14	
44	ZUERCHER, Kelly		0-0	0-0	0-0	0	0	0	1	0	1	0	0	0	5	
Team						2	3	5					1			
Totals			20-43	2-6	16-18	9	18	27	16	58	5	25	3	5	200	
FG % 1st Half: 11-22			50.0%	2nd half: 9-21		42.9%	Game: 20-43		46.5%							Rebounds
3FG % 1st Half: 0-2			0.0%	2nd half: 2-4		50.0%	Game: 2-6		33.3%							Off
FT % 1st Half: 10-10			100.0%	2nd half: 6-6		100.0%	Game: 16-18		88.9%							Def

Georgia Tech 69 - 24-10

#	Player	Total		3-Pr		Rebounds			PF	TP	A	TO	Bk	Sl	Min
		FG-FGA	FG-FGA	FT-FTA	Off	Def	Tot								
32	Regino, Chelsea	1	2-4	0-0	1-1	2	2	4	4	5	1	1	1	0	26
45	Goodlett, Sasha	c	8-15	0-0	3-3	3	0	3	4	19	2	4	2	2	38
05	Walhour, Metra		3-9	0-5	3-4	0	2	2	1	9	3	2	0	2	39
22	Montgomery, Alex	g	5-13	2-4	2-4	3	8	11	2	14	2	2	0	3	36
23	Foster, Deja	g	1-2	0-0	0-0	1	1	2	4	2	1	4	0	1	20
01	Maye, Dawnn		0-0	0-0	0-0	0	0	0	0	0	0	0	0	0	0+
02	Bennett, Mo		2-2	0-0	2-3	1	1	2	1	6	0	1	0	0	5
03	Taylor, Sharena		0-0	0-0	0-0	0	0	0	0	0	0	0	0	0	0+
10	Hamilton-Carter, D		0-0	0-0	0-0	0	0	0	0	0	0	0	0	0	4
14	Adams, LaQuanisha		1-1	0-0	0-0	1	1	2	1	2	0	0	0	0	6
15	Marshall, Tyanna		5-12	0-0	2-3	4	0	4	1	12	2	2	0	5	34
44	Blain, Jasmine		0-0	0-0	0-0	0	0	0	0	0	0	0	0	0	0+
Team			27-58	2-9	13-18	16	16	32	18	69	11	16	3	13	200
Totals															
FG % 1st Half: 15-31			48.4%	2nd half: 12-27		44.4%	Game: 27-58		48.0%	Drebals					
3FG % 1st Half: 0-5			0.0%	2nd half: 2-4		50.0%	Game: 2-9		22.2%	Rebounds					
FT % 1st Half: 3-4			75.0%	2nd half: 10-14		71.4%	Game: 13-18		72.2%	2					

Officials: Mark Zentz, Michael McCannett, Angela Eubank
Technical fouls: Bowling Green-None, Georgia Tech-None.
Attendance: 5885

Score by period	1st	2nd	Total
Bowling Green	32	26	58
Georgia Tech	33	36	69

Points	In	Off	2nd	Final	Break	Block
BGSU	32	11	18	4	20	
GT	44	22	18	4	20	

'11 Ohio State

Georgia Tech

March 21, 2011 | St. Johns Arena (Columbus, Ohio)

67
60

Official Basketball Box Score - Game Totals - Final Statistics
Georgia Tech vs #18/24 Ohio State
3/21/11 7:20 PM ET at St. John Arena, Columbus, Ohio

Georgia Tech 60 - 24-11

#	Player	Total		3-Pr		Rebounds			PF	TP	A	TO	Bk	Sl	Min
		FG-FGA	FG-FGA	FT-FTA	FT-FTA	Off	Def	Tot							
32	Regino, Chelsa	f	4-8	0-0	0-0	7	1	8	2	8	1	2	0	2	34
45	Goodlett, Sasha	c	6-12	0-0	0-0	3	3	6	3	12	1	4	0	1	34
05	Walhour, Metra	g	6-16	1-5	2-2	1	1	2	5	15	3	2	0	4	40+
22	Montgomery, Alex	g	3-15	1-11	0-0	0	9	9	2	7	2	1	1	1	37
23	Foster, Deja	g	2-4	0-0	0-0	1	2	3	4	2	1	0	2	2	25
01	Maye, Dawnn		0-1	0-0	0-0	0	0	0	0	0	0	0	0	0	0+
02	Bennett, Mo		1-2	0-0	0-0	0	0	0	1	2	0	1	0	2	6
14	Adams, LaQuanisha		0-1	0-0	0-0	0	0	0	0	0	0	0	0	0	2
15	Marshall, Tyanna		6-13	0-1	0-0	2	0	2	4	12	1	1	0	2	22
Team						4	0	4				1			
Totals			28-72	2-17	2-2	18	16	34	20	60	10	13	1	14	220
FG % 1st Half:		14-32	43.8%	2nd half:	14-40	35.0%	Game: 28-72		38.9%	Overall					
3FG % 1st Half:		0-5	0.0%	2nd half:	2-12	16.7%	Game: 2-17		11.8%	Rebounds					
FT % 1st Half:		2-2	100.0%	2nd half:	0-0	0.0%	Game: 2-2		100.0%						

#18/24 Ohio State 67 - 24-9

		Total		3-Ptr		Rebounds											
#	Player	FG-FGA	FG-FGA	FT-FTA	Off	Def	Total	PF	TP	A	TO	Bk	Sl	Min			
42	Lavender, Jantel	10-14	0-0	1-2	1	10	11	2	21	1	3	1	1	40			
33	Adams, Ashley	4-8	0-0	2-2	1	4	5	1	10	1	1	5	0	38			
04	Hill, Tayler	3-6	0-2	5-7	1	0	1	0	11	5	5	0	0	40			
21	Prahalis, Samantha	5-7	0-2	6-7	0	3	3	4	16	8	6	0	4	38			
40	Johnson, Britany	3-6	3-6	0-0	0	3	3	0	9	0	4	0	1	38			
03	Stokes, Amber	0-1	0-0	0-0	0	1	1	1	0	0	1	0	1	6			
Team						2		5		7		1					
Totals		25-42		3-10		14-18		5	26	31	8	67	15	21	6	7	200
FG % 1st Half: 11-20		55.0%		2nd half: 14-22		63.6%		Game: 25-42		58.5%						Rebounds	
3FG % 1st Half: 2-8		25.0%		2nd half: 1-4		25.0%		Game: 3-10		30.0%						Off	
FT % 1st Half: 5-7		71.4%		2nd half: 8-11		72.7%		Game: 14-18		77.8%						Def	

Officials: Jon Unsworth, G/M, Carlos, Mark Zentz
Technical fouls: Georgia Tech-Regino, Chelsa, #18/24 Ohio State-Lavender, Jantel.
Attendance: 3881

Score by period	1st	2nd	Total
Georgia Tech	30	30	60
#18/24 Ohio State	29	38	67

Last FG - GT 2nd Q10, OSU 2nd Q10.
Largest lead - GT by 4 2nd Q14, OSU by 13 2nd Q10.
GT led for 1:10, OSU led for 3:18. Game was tied for 0:28.

Points	In	Off	2nd	Final	Break	Block
GT	38	16	18	2	14	
OSU	40	16	5	0	0	

Score tied - 0 times.
Lead changed - 4 times.

'12 Georgia Tech

Sacred Heart

March 18, 2012 | Carmichael Arena (Chapel Hill, N.C.)

76
50

Official Basketball Box Score - Game Totals - Final Statistics
Sacred Heart vs Georgia Tech
03/18/12 2:50 PM at Carmichael Arena, Chapel Hill

Sacred Heart 50 - 27-6

#

NCAA TOURNAMENT BOX SCORES

'12 Baylor Georgia Tech March 24, 2012 Wells Fargo Arena (Des Moines, IA)	'14 LSU Georgia Tech March 23, 2014 Maravich Center (Baton Rouge, La.)
--	---

Official Basketball Box Score - Game Totals - Final Statistics
Georgia Tech vs 1/1 Baylor
03/24/12 1:40 PM at Des Moines, Iowa (Wells Fargo Arena)

Georgia Tech 68 - 26-9

#	Player	Total		3-Ptr		Rebounds			PF	TP	A	TO	Bk	Stl	Min
		FG-FGA	FG-FGA	FT-FTA	FT-FTA	Off	Def	Total							
41	Garrhar, Tjasa	1	0-2	0-1	0-0	2	3	5	3	0	0	1	0	0	17
45	Goodlett, Sasha	c	4-18	0-0	0-1	3	4	7	4	8	2	3	1	3	33
01	Maye, Dawnn	g	2-6	0-1	2-4	3	1	4	1	6	4	3	0	1	17
05	Walshour, Metra	g	4-8	2-5	0-0	1	0	1	2	10	2	5	1	2	25
15	Marshall, Tyanna	g	3-12	0-0	4-4	3	7	10	2	10	2	3	1	1	33
02	Bennett, Mo		0-0	0-0	0-0	0	1	1	2	0	0	1	0	1	11
03	Taylor, Sharmia		0-0	0-0	0-0	0	0	0	0	0	0	0	0	0	2
10	Hamilton-Carter, D.		0-0	0-0	0-0	0	0	0	3	0	0	0	0	0	6
14	Adams, LaQuanamisha		1-1	0-0	0-0	1	0	1	2	2	0	0	0	0	6
23	Wallace, Sydney		12-22	8-12	0-0	1	2	3	3	32	0	3	0	0	33
32	Regino, Chelsa		0-1	0-0	0-0	4	0	4	2	0	1	0	0	0	17
Team						7	1	8							
Totals			26-70	10-19	6-9	25	19	44	24	68	11	20	3	8	200
FG % 1st Half: 9-30		30.0%	2nd half: 17-40	42.5%	Game: 26-70	37.1%	Rebounds								
3FG % 1st Half: 4-4		100.0%	2nd half: 6-10	60.0%	Game: 10-19	52.6%	Off								
FT % 1st Half: 4-4		100.0%	2nd half: 2-5	40.0%	Game: 6-9	66.7%	Def								

1/1 Baylor 83 - 37-0

#	Player	Total		3-Ptr		Rebounds			PF	TP	A	TO	Bk	Stl	Min
		FG-FGA	FG-FGA	FT-FTA	FT-FTA	Off	Def	Total							
10	Williams, Destiny	r	9-10	0-0	0-0	4	1	5	1	18	1	1	1	1	26
42	Griner, Brittney	r	13-18	0-0	9-11	3	7	10	2	35	2	1	6	2	32
02	Simms, Odyssey	g	3-7	1-3	4-6	1	0	1	1	11	1	1	0	1	28
01	Hayden, Kimetria	g	2-7	0-2	1-2	1	0	1	1	5	3	3	0	2	27
03	Maddox, Jordan	g	0-4	0-0	0-0	0	0	0	2	0	3	1	1	2	25
14	Robertson, Makenzie		0-2	0-1	2-2	0	1	1	0	2	1	2	0	0	7
20	Condney, Terran		0-0	0-0	0-0	0	3	3	0	0	2	0	0	1	22
22	Agbuke, Sune		0-0	0-0	2-2	0	0	0	1	2	0	0	0	0	6
24	Field, Ashley		0-1	0-0	1-2	0	0	0	1	0	0	0	0	0	6
25	Palmer, Lindsay		0-0	0-0	0-0	0	1	1	2	0	0	0	0	0	6
32	Pope, Brooklyn		3-7	0-0	3-5	2	6	8	2	9	1	2	2	0	15
Team						2	1	3							
Totals			30-56	1-6	22-30	13	20	33	12	83	14	11	10	9	200
FG % 1st Half: 10-30		33.3%	2nd half: 14-26	53.8%	Game: 30-56	53.6%	Rebounds								
3FG % 1st Half: 0-3		0.0%	2nd half: 1-3	33.3%	Game: 1-6	16.7%	Off								
FT % 1st Half: 10-14		71.4%	2nd half: 12-16	75.0%	Game: 22-30	73.3%	Def								

Officials: Lisa McElroy, Penny Davis, William L. Smith
Technical fouls: Georgia Tech-None, 1/1 Baylor-None.
Attendance: 7941

Score by period	1st	2nd	Total
Georgia Tech	26	42	68
1/1 Baylor	42	41	83

Last FG - GT 2nd-00:32, BU 2nd-00:30.
Largest lead - GT by 4 1st-10:50, BU by 31 2nd-00:28.
GT led for 01:25, BU led for 37:10. Game was tied for 00:25.

Score tied - 0 times.
Lead changed - 6 times.

Official Basketball Box Score - Game Totals - Final Statistics
Georgia Tech vs LSU
03/23/14 11:30 am at Baton Rouge, La. (Maravich Center)

Georgia Tech 78 - 20-12

#	Player	Total		3-Ptr		Rebounds			PF	TP	A	TO	Bk	Stl	Min
		FG-FGA	FG-FGA	FT-FTA	FT-FTA	Off	Def	Total							
54	Rodreka Rogers	r	2-6	0-0	0-0	3	1	4	0	4	2	0	0	0	15
24	Shayla Bivins	c	0-0	0-0	0-0	1	0	1	2	0	0	0	1	0	6
03	Karla Davis	g	4-14	2-7	6-6	0	1	1	3	16	1	3	1	0	39
15	Tyanna Marshall	g	9-19	0-1	2-3	3	4	7	2	20	3	3	1	4	33
25	Sydney Wallace	g	9-22	2-13	0-0	0	2	2	1	20	1	1	0	1	36
01	Dawnn Maye		1-2	0-0	0-0	0	2	2	5	2	0	2	0	5	20
02	Audiyah Whiteside		2-6	0-1	1-2	1	2	3	3	5	1	1	0	2	22
10	Katarina Vuckovic		0-1	0-0	0-0	0	0	0	0	0	0	0	0	0	2
11	Narisha Taylor		3-5	0-0	5-6	0	5	5	4	11	1	2	2	0	22
12	Frida Fogdemark		0-0	0-0	0-0	1	0	1	0	0	0	0	0	0	1
40	Gabrielle Holston		0-1	0-0	0-0	1	0	1	3	0	1	2	0	2	4
Team						2	1	3							
Totals			30-76	4-22	14-17	12	18	30	23	78	10	15	5	14	200
FG % 1st Half: 17-33		51.5%	2nd half: 13-43	30.2%	Game: 30-76	39.5%	Rebounds								
3FG % 1st Half: 3-8		37.5%	2nd half: 1-14	7.1%	Game: 4-22	18.2%	Off								
FT % 1st Half: 7-7		100.0%	2nd half: 7-10	70.0%	Game: 14-17	82.4%	Def								

LSU 98 - 20-12

#	Player	Total		3-Ptr		Rebounds			PF	TP	A	TO	Bk	Stl	Min
		FG-FGA	FG-FGA	FT-FTA	FT-FTA	Off	Def	Total							
32	BALLARD, Danielle	r	7-17	0-1	10-12	7	10	17	3	24	4	7	0	2	35
55	PLAISANCE, Theresa	r	8-17	0-1	5-6	3	8	11	3	21	0	1	0	1	34
21	McKINNEY, Shantea	c	5-5	0-0	4-6	4	2	6	1	14	0	2	6	1	32
05	KENNEY, Jeanne	g	5-13	1-5	0-0	0	7	7	2	11	6	4	0	0	31
11	MONCRIEF, Raigyne	g	3-5	0-0	0-0	1	2	3	2	6	1	1	0	0	8
04	PEDERSEN, Anne		0-0	0-0	0-0	1	0	1	1	0	0	0	0	0	9
10	RHODES, Jasmine		0-0	0-0	0-0	0	1	1	0	0	0	0	0	0	2
13	HILL, Rina		1-3	0-0	1-2	0	0	0	1	3	1	2	0	0	10
24	HARDEN, DaShawn		5-8	3-3	4-4	2	2	4	3	17	1	5	0	1	28
42	BOYKIN, Sheila		1-2	0-0	0-0	0	0	0	2	2	1	1	1	1	11
Team						3	4	7							
Totals			35-70	4-10	24-30	21	36	57	18	98	14	23	7	6	200
FG % 1st Half: 18-41		43.9%	2nd half: 17-29	58.6%	Game: 35-70	50.0%	Rebounds								
3FG % 1st Half: 3-8		37.5%	2nd half: 1-4	25.0%	Game: 4-10	40.0%	Off								
FT % 1st Half: 12-14		85.7%	2nd half: 12-16	75.0%	Game: 24-30	80.0%	Def								

Officials: R. Jack Jones; U1: Maj Farnsworth; U2: Puckett Spurlink
Technical fouls: Georgia Tech-None, LSU-None.
Attendance: 2014 NCAA Tournament First Round

Score by period	1st	2nd	Total
Georgia Tech	44	54	98
LSU	51	47	98

Last FG - GT 2nd-02:50, LSU 2nd-02:18.
Largest lead - GT None, LSU by 20 2nd-07:40.
GT led for 00:53, LSU led for 38:20. Game was tied for 00:13.

Score tied - 0 times.
Lead changed - 0 times.

It's the heritage, storied
rivalries and breakout stars.
It's the culture, competition
and unrivaled coverage.
It's more than the game.

Come for it all.

ACCN
ESPN

COME FOR IT ALL



GT

