

GEORGIA TECH

131ST SEASON • 4 NATIONAL CHAMPIONSHIPS • 15 CONFERENCE CHAMPIONSHIPS • 45 BOWL APPEARANCES • 25 BOWL VICTORIES

GEORGIA TECH (5-5, 4-3 ACC) vs. SYRACUSE (5-5, 1-5 ACC)

SATURDAY, NOVEMBER 18, 2023 • 8 P.M. ET • ATLANTA, GA. • BOBBY DODD STADIUM AT HYUNDAI FIELD

MATCHUP AT A GLANCE



GEORGIA TECH	vs.	SYRACUSE
5-5 (4-3 ACC).....	Record	5-5 (1-5 ACC)
Atlanta, Ga.	Location	Syracuse, N.Y.
1885.....	Founded	1870
45,295.....	Enrollment	21,322
Yellow Jackets, Ramblin' Wreck.....	Nickname	Orange
Tech Gold and White.....	Colors	Orange
Atlantic Coast.....	Conference	Atlantic Coast
Bobby Dodd Stadium at Hyundai Field (55,000).....	Stadium (Capacity)	JMA Wireless Dome (49,057)
Brent Key.....	Head Coach	Dino Babers
9-9 (1st full season).....	Head Coach's Record at School	41-54 (8th season)
Same.....	Head Coach's Overall Record	78-70 (11th season)
None.....	National Ranking	None
Multiple.....	Basic Offense	Multiple
32.0 (4th/35th).....	Points Per Game (Conference/National Rank)	24.9 (10th/81st)
195.4 (3rd/22nd).....	Rushing Yards Per Game (Conference/National Rank)	176.0 (6th/41st)
248.8 (6th/51st).....	Passing Yards Per Game (Conference/National Rank)	181.6 (12th/110th)
444.2 (3rd/24th).....	Total Yards Per Game (Conference/National Rank)	357.6 (10th/87th)
4-2-5.....	Basic Defense	3-3-5
31.3 (13th/107th).....	Points Allowed Per Game (Conference/National Rank)	22.3 (7th/42nd)
224.0 (14th/129th).....	Rushing Yards Allowed Per Game (Conference/National Rank)	143.8 (6th/54th)
232.2 (12th/74th).....	Passing Yards Allowed Per Game (Conference/National Rank)	237.4 (14th/87th)
456.2 (14th/127th).....	Total Yards Allowed Per Game (Conference/National Rank)	381.2 (11th/70th)
L, 42-21 at Clemson (Nov. 11, 2023).....	Last Game	W, 28-13 vs. Pittsburgh (Nov. 11, 2023)

TOP STORYLINES

- Georgia Tech wraps up Atlantic Coast Conference play in 2023 when it hosts Syracuse on Saturday night at Bobby Dodd Stadium at Hyundai Field.
- There is a lot on the line for Tech (5-5, 4-3 ACC) in Saturday's ACC finale, as the Yellow Jackets can clinch a bowl berth and a winning record in conference play for the first time in five years with a victory.
- Despite being conference-mates for 11 seasons, Georgia Tech and Syracuse are meeting for just the third time in ACC action and only the fifth time overall. Tech leads the all-time series, 3-1, and won the only previous matchup at Bobby Dodd Stadium, 56-0, in 2013 (the Orange's first season in the ACC).
- Saturday's matchup features two of the ACC's most prolific rushing attacks. Georgia Tech ranks third in the conference and 22nd nationally in rushing offense with 195.4 yards per game on the ground. While Syracuse ranks sixth in the ACC in rushing offense (176.0 ypg), the Orange has run for 601 yards over the past two games, including a whopping 392 yards on 65 carries in last Saturday's 28-13 win over Pitt at Yankee Stadium.

- Although it features a potent running game, Georgia Tech's offense is no one-trick pony, as it ranks third in the ACC and 24th nationally in total offense (444.2 ypg) and features an All-America candidate at quarterback in redshirt sophomore **Haynes King**.

- With two regular-season games still to play, King's 24 touchdown passes rank second in Tech single-season history, and his 2,459 passing yards and 3,001 yards of total offense both rank fourth in the school's all-time single-season annals.

SERIES HISTORY

Series Record (Streak): Georgia Tech leads 3-1 (SU, W1)
at Georgia Tech: Georgia Tech leads 1-0
at Syracuse: Syracuse leads 1-0
Neutral Sites: Georgia Tech leads 2-0
Last Meeting: Syracuse 37, Georgia Tech 20 (Sept. 26, 2020 - Syracuse, N.Y.)

TALE OF THE TAPE

Average heights and weights of players listed on both teams' depth charts:

Georgia Tech		Syracuse
6-5, 303.....	Offensive Line	6-5, 313
6-5, 235.....	Tight Ends	6-6, 250
6-0, 196.....	Offensive Backs (QB and RB)	6-1, 213
6-0, 189.....	Receivers	6-3, 187
6-4, 279.....	Defensive Line	6-3, 273
6-2, 222.....	Linebackers	6-2, 231
6-1, 187.....	Defensive Backs	6-1, 198

TOP PERFORMERS AT A GLANCE

	PASSING	RUSHING	RECEIVING	TACKLES	
	COMP.	ATT.	INT.	YDS.	TD
Georgia Tech					
Haynes King	192	314	14	2,459	24
Syracuse					
Garrett Shrader	124	199	5	1,513	10
Georgia Tech					
Jamal Haynes	130	768	5.9	6	6
Haynes King	87	542	6.2	6	6
Syracuse					
LeQuint Allen	166	798	4.8	7	7
Georgia Tech					
Eric Singleton, Jr.	38	580	15.3	6	6
Malik Rutherford	38	428	11.3	3	3
Syracuse					
Damien Alford	24	389	16.2	1	1
Georgia Tech					
Jaylon King	30	26	56	1.0	—
Clayton Powell-Lee	25	31	56	0.5	—
Syracuse					
Marlowe Wax	54	29	83	10.5	4.0

2023 GEORGIA TECH SCHEDULE/RESULTS

• Overall: **5-5** | ACC: **4-3** | Place: **6th**
 • Home: **2-3** | Away: **3-2** | Neutral: **0-0** | Streak: **L1**

Date	Opponent	Time/Result	TV
Sept. 1	rv/- LOUISVILLE*^ (Fri.)	L, 39-34	ESPN
Sept. 9	SOUTH CAROLINA STATE	W, 48-13	ACCNX
Sept. 16	at No. 17/19 Ole Miss	L, 48-23	SECN
Sept. 23	at -/rv Wake Forest*	W, 30-16	CW
Sept. 30	BOWLING GREEN	L, 38-27	ACCN
Oct. 7	at No. 17 Miami (Fla.)*	W, 23-20	ACCN
Oct. 21	BOSTON COLLEGE*	L, 38-23	ACCN
Oct. 28	No. 17 NORTH CAROLINA*	W, 46-42	ACCN
Nov. 4	at Virginia*	W, 45-17	CW
Nov. 11	at Clemson*	L, 42-21	ABC
Nov. 18	SYRACUSE*	8 p.m.	ACCN
Nov. 25	No. 1 GEORGIA	7:30 p.m.	ABC

All times Eastern; Home games in **BOLD CAPS**

* ACC game

^ Aflac Kickoff Game (Mercedes-Benz Stadium)

Ranks for past games = AP/Coaches ranks at time of game

Ranks for current/future games = current AP/Coaches ranks

ON THE AIR

TV: ACC Network

- **Play-by-Play** Wes Durham
- **Analyst** Tim Hasselbeck
- **Sideline Reporter** Taylor Tannebaum
- Mobile App: ESPN
- Online: WatchESPN.com

RADIO: Georgia Tech Sports Network

- **Play-by-Play** Andy Demetra
- **Analyst** Joe Hamilton
- **Sideline Reporter** Chris Mooneyham
- In Atlanta: 680 AM/93.7 FM The Fan
- Across Georgia: Visit RamblinWreck.com for station affiliate list
- Satellite: SiriusXM 137 qr 193
- Mobile Apps: GT Yellow Jackets, 680 The Fan, SiriusXM, TuneIn
- Online: RamblinWreck.com, 680TheFan.com

GEORGIA TECH'S LAST GAME

at Clemson	L, 42-21
Date	Nov. 11
Location	Clemson, S.C. (Memorial Stadium)
Total Offense	254
Rushing	117
Passing	137
Turnovers	4
Total Defense	465
Rushing	260
Passing	205
Takeaways	1
Passing Leader	
Haynes King.....	13-31-4, 129 yds., 2 TD
Receiving Leaders	
Christian Leary.....	2 rec., 41 yds.
Dontae Smith.....	2 rec., 30 yds., 1 TD
Rushing Leaders	
Jamal Haynes.....	15 carries, 104 yds.
Defensive Leaders	
Eddie Kelly.....	9 TKL, 1.5 TFL
Rodney Shelley.....	8 TKL, 1 BLK
Jaylon King.....	8 TKL, 1 INT

GEORGIA TECH MEDIA AVAILABILITY

MON 13	TUE 14	WED 15	THU 16	FRI 17	SAT 18	SUN 19
NO AVAILABILITY	<p>Approx. 9:30 a.m. – Selected early periods of practice open to media (Rose Bowl Field/Brock Indoor Practice Facility)</p> <p>Approx. 11:45 a.m. – Head coach Brent Key weekly press conference (Bobby Dodd Stadium – Edge/Rice Center museum lobby)</p>	<p>Approx. 9:30 a.m. – Selected early periods of practice open to media (Rose Bowl Field/Brock Indoor Practice Facility)</p> <p>Approx. 11:45 a.m. – Selected student-athletes media availability (Bobby Dodd Stadium – Edge/Rice Center museum lobby)</p>	<p>6-7 p.m. – Brent Key Coach's Show (Georgia Tech Sports Network — 680 AM/93.7 FM The Fan in Atlanta)</p>	NO AVAILABILITY	<p>8 p.m. ET - Georgia Tech vs. Syracuse (Atlanta, Ga. — Bobby Dodd Stadium at Hyundai Field) TV: ACC Network Radio: Georgia Tech Sports Network (680 AM/93.7 FM The Fan in Atlanta)</p> <p>Postgame press conference - Head coach Brent Key and selected student-athletes (Bobby Dodd Stadium – Edge/Rice Center museum lobby)</p>	NO AVAILABILITY

GEORGIA TECH ATHLETICS COMMUNICATIONS & PUBLIC RELATIONS

- **Assistant A.D./Communications & P.R. (Primary Football Contact):** Mike Flynn
Office: (404) 894-5445 • Mobile: (828) 964-6406
Email: mflynn@athletics.gatech.edu
- **Assistant Director/Communications & P.R. (Secondary Football Contact):** Andrew Clausen
Office: (404) 894-5445 • Mobile: (678) 764-0867
Email: aclausen@athletics.gatech.edu
- **Associate Director/Communications & P.R. (Football Credentials):** Mike Stamus
Office: 404-894-5445 • Mobile: (404) 218-9723
Email: mstamus@athletics.gatech.edu

FOLLOW GEORGIA TECH ONLINE

OFFICIAL WEBSITE: www.RamblinWreck.com



@GTathletics
@GeorgiaTechFB



@GTathletics
@GeorgiaTechFB



/GTathletics
/GTFootball



RamblinWreckTube

GEORGIA TECH FOOTBALL BY THE NUMBERS

2
r-So. QB **Haynes King** is one of only two NCAA Division I FBS players with at least 2,400 passing yards, 500 rushing yards, 24 touchdown passes and six touchdown runs this season (joining LSU's Jayden Daniels) and is only the second ACC player since 2000 to post that stat line in his team's first 10 games of the season (joining Louisville Heisman Trophy winner Lamar Jackson in 2016).

3
Georgia Tech has the third-most improved offense in NCAA Division I FBS this season, averaging 119.0 yards per game more in 2023 (444.2 ypg) than it did in 2022 (325.2 ypg).

4
r-Sr. DB **Jaylon King's** four interceptions this season are tied for second in the ACC and 12th nationally, and are the most by a Yellow Jacket in a season since Jamal Golden and D.J. White had four apiece in 2014.

5
Head coach **Brent Key** is the fifth Georgia Tech alumnus to ever serve as the Yellow Jackets' football head coach, joining William Alexander (1920-44), Bill Fulcher (1972-73), Pepper Rodgers (1974-79) and Bill Curry (1980-86).

18
Eighteen Georgia Tech student-athletes have already earned bachelor's degrees: TE **Luke Benson**, WR **Dominick Blaylock**, LS **Henry Freer**, QB **Haynes King**, DB **Jaylon King**, WR **Chase Lane**, TE **Dylan Leonard**, LB **Paul Moala**, LB **Braelen Oliver**, DL **Etinosa Reuben**, OL **Connor Scaglione**, TE **Brett Seither**, DB **Myles Sims**, RB **Dontae Smith**, PK **Gavin Stewart**, DB **K.J. Wallace**, LB **Andre White** and DL **Sylvain Yondjouen**.

24
r-So. QB **Haynes King's** 24 touchdown passes this season are the second-most in Georgia Tech single-season history, behind only Joe Hamilton's 29 in 1999, the season he finished second in voting for the Heisman Trophy.

750
Georgia Tech picked up the 750th win in program history on Oct. 9 against South Carolina State. Georgia Tech is the 21st program in FBS history with 750 all-time victories, and the fourth from the ACC (joining Clemson, Virginia Tech and Pitt).

2,459/3,001
r-So. QB **Haynes King's** 2,459 passing yards and 3,001 yards of total offense both rank fourth in Georgia Tech single-season history (records: 3,085 passing yards - George Godsey, 2001 and 3,794 yards of total offense - Joe Hamilton, 1999).

A GEORGIA TECH WIN WOULD ...

- up it to 6-5 overall;
- secure bowl eligibility for the first time since 2018;
- give it a final ACC record of 5-3;
- secure its first winning record in conference play since 2018;
- be its third win in its last four games overall, which would mark the first time the Jackets have had three wins in a four-game stretch since they went 3-1 in their final four games of the 2018 regular season;
- move it to 4-1 all-time against Syracuse, 2-1 against the Orange in ACC play and 2-0 against SU at home;
- give the Yellow Jackets consecutive home wins for the first time since victories over Kennesaw State (45-17) and North Carolina (45-22 at Mercedes-Benz Stadium) in 2021 and be their first back-to-back wins at Bobby Dodd Stadium since victories over Miami (27-21) and Virginia (30-27 OT) in 2018.

A GEORGIA TECH LOSS WOULD ...

- drop it to 5-6 overall;
- give the Yellow Jackets a final record of 4-4 in ACC play;
- drop it to 3-2 all-time against Syracuse;
- be its first-ever home loss to the Orange (1-1).

GEORGIA TECH HEAD COACH BRENT KEY

Brent Key, a Georgia Tech alumnus and football letterwinner, was officially named the 21st head coach in Tech football history by Institute President Dr. Ángel Cabrera and director of athletics J Batt on Nov. 29, 2022.

Key takes the reins of the program after leading the Yellow Jackets to a 4-4 record over the final eight games of the 2022 season as interim head coach. The four wins included two road victories over nationally ranked opponents – a 26-21 win at No. 24 Pitt in his first game at the helm on Oct. 1 and a 21-17 triumph at No. 11 North Carolina on Nov. 19. The Jackets overcame a plethora of injuries – including to its top two quarterbacks – to finish 5-7 overall and 4-4 in Atlantic Coast Conference play after a 1-3 (0-1 ACC) start. The overall and conference win totals were Tech's highest since 2018, as was its fourth-place finish in the ACC Coastal Division standings (the Jackets defeated all three teams that finished ahead of them in the division standings – North Carolina, Pitt and Duke).

A 2001 Georgia Tech graduate (management), Key is the fifth Tech alumnus to serve as the Yellow Jackets' head coach, joining William Alexander (1912 graduate; head coach from 1920-44), Bill Fulcher (1956; 1972-73), Pepper Rodgers (1955; 1974-79) and Bill Curry (1965; 1980-86). Key played offensive line for the Jackets from 1997-2000.

Prior to being named Georgia Tech's interim head coach on Sept. 26 of last season, Key was in his fourth season as the Yellow Jackets' assistant head coach, run game coordinator and offensive line coach. In his four seasons at his alma mater, Georgia Tech's run game produced an all-American, three all-Atlantic Coast Conference honorees and finished in the top half of the ACC in rushing offense twice. Key has also mentored a pair of all-ACC offensive linemen.

Despite battling a rash of injuries across the offensive front throughout the season, 2021 marked the second-straight season that Tech's rushing offense ranked in the top half of the ACC under Key's watch, with tackle Devin Cochran earning honorable-mention all-ACC recognition before going on to sign with the National Football League's Cincinnati Bengals.

In 2020, the Jackets ranked fourth in the ACC in fewest sacks allowed (2.3 per game) and fifth in the league in rushing (190.8 yards per game), all with a true freshman (Jordan Williams) starting 9-of-10 games at right tackle.

Despite a multitude of injuries, the Jackets' offensive line improved throughout the 2019 season, as it went through the monumental transition from an option-based scheme to a pro-style, spread attack. During a one late-season three-game stretch, Tech faced teams that ranked first (Pitt), fourth (Miami) and eighth (Virginia) nationally in sacks. Tech's offensive front allowed just five total sacks in those three games, including none against eventual ACC Coastal Division champion Virginia. In all, the Jackets didn't surrender a sack in two of its final four contests.

Key came back to his alma mater after three seasons as offensive line coach at Alabama (2016-18), where he helped lead the Crimson Tide to two Southeastern Conference championships, three College Football Playoff championship games and the 2017 national title.

In each of his three seasons at Alabama, Key's offensive lines were finalists for the Joe Moore Award, which is presented annually to the nation's top offensive front, and was the only group in the nation to receive the honor all three seasons. He also coached four All-Americans (including two unanimous picks – tackle Cam Robinson in 2016 and tackle Jonah Williams in 2018) and nine all-SEC selections (including seven first-teamers) during his time with the Tide. In addition to being unanimous All-Americans, Robinson won the 2016 Outland Trophy as the nation's best interior lineman and Williams was a finalist for the award in '18. They also won the Jacobs Blocking Trophy (SEC's top offensive lineman) in '16 and '18, respectively.

Seven linemen that Key coached in his three seasons at Alabama went on to be selected in the National Football League Draft — Jedrick Wills (No. 10 overall, Cleveland Browns, 2020), Williams (No. 11 overall, Cincinnati Bengals, 2019), Alex Leatherwood (No. 17 overall, Las Vegas Raiders, 2021), Robinson (No. 34 overall, Jacksonville Jaguars, 2017), Ross Pierschbacher (fifth round, Washington Redskins, 2019), Bradley Bozeman (sixth round, Baltimore Ravens, 2018) and Deonte Brown (sixth round, Carolina Panthers, 2021).

Key was also lauded for his work on the recruiting trail at Alabama. He was tabbed as the nation's No. 2 recruiter by 247Sports for his work in landing the Crimson Tide's 2019 class and the No. 1 recruiter in the nation for his efforts with the 2020 class.

Prior to his three-year stint at Alabama, Key spent 11 seasons at UCF (2005-15). He started at UCF as a graduate assistant and worked his way up to assistant head coach (2012-15) and offensive coordinator (2014-15). He also coached tight ends for three seasons (2006-08), offensive line for six seasons (2009-14), running backs for one season (2015), was special teams coordinator for one season (2008) and recruiting coordinator for six seasons (2007, 2010-14) with the Knights. In 2012, 2013 and 2014, Key was nominated for the Broyles Award, given to the top assistant coach in college football.

During Key's 11 seasons at UCF, the Knights won four conference championships (2007, 2010, 2013 and 2014), highlighted by a 12-1 campaign in 2013, which culminated with a 52-42 win over No. 6 Baylor. The Knights beat two top-10 teams in '13 (Baylor and No. 8 Louisville) and Key's offensive front, which did not allow a sack against Penn State, Louisville, UConn or Baylor, helped pave the way for UCF to average 441.5 yards and 34.6 points per game, both among the highest marks in program history. His offensive line also provided protection for American Athletic Conference Offensive Player of the Year Blake Bortles.

In his six seasons as UCF's offensive line coach, eight different linemen earned all-conference recognition a total of 16 times and four went on to play in the NFL, including 2011 third-round draft pick Jah Reid. He also coached an NFL draft pick at tight end in Mike Merritt (2008).

During his time at UCF, Key coached under his head coach as a student-athlete at Georgia Tech, George O'Leary.

Key got his start in coaching as a graduate assistant at Georgia Tech in 2001-02 and served as tight ends and running backs coach at Western Carolina in 2004.

Key was a four-year starter in his four seasons as a student-athlete at Georgia Tech (1997-2000). While making 44-straight starts at right guard, Key was a part of a senior class that led Georgia Tech to four-straight bowl appearances for the first time since 1953-56. As a sophomore in 1998, he helped lead Tech to a 10-2 record and a share of the ACC championship. During his junior campaign in 1999, the Jackets ranked No. 1 nationally in total offense (509.0 ypg). He was voted a team captain and all-ACC as a senior in 2000. In all, he was a key cog in an offensive front that helped the Yellow Jackets lead the ACC in rushing three times.

A Clay, Ala. native, Key, 45, was an all-state performer at Hewitt-Trussville H.S. He and his wife, Danielle, have a daughter, Harper.

THE BRENT KEY FILE

Personal

Hometown: Clay, Ala.
 Education: Georgia Tech, 2001
 Family: Wife: Danielle; Child: Harper

Coaching Experience

2001-02 – Georgia Tech (Graduate Assistant)
 2004 – Western Carolina (Tight Ends/Running Backs)
 2005 – UCF (Graduate Assistant)
 2006 – UCF (Tight Ends)
 2007 – UCF (Tight Ends/Recruiting Coordinator)
 2008 – UCF (Tight Ends/Special Teams Coordinator)
 2009 – UCF (Offensive Line)
 2010-11 – UCF (Offensive Line/Recruiting Coordinator)
 2012-13 – UCF – (Asst. Head Coach/OL/Recruiting Coord.)
 2014 – UCF (Asst. Head Coach/OC/OL/Recruiting Coord.)
 2015 – UCF (Asst. Head Coach/OL/Running Backs)
 2016-18 – Alabama (Offensive Line)
 2019-22 – Georgia Tech (Asst. HC/Run Game Coord./OL)
 2022 – Georgia Tech (Interim Head Coach)
2023- – Georgia Tech (Head Coach)

GEORGIA TECH ALUMNI TO SERVE AS TECH FOOTBALL'S HEAD COACH

William Alexander

Graduated from Georgia Tech: 1912
 Seasons as head coach: 1920-44 (25 seasons)
 Record as head coach: 134-95-15 (.580)

Bill Fulcher

Graduated from Georgia Tech: 1956
 Seasons as head coach: 1972-73 (Two seasons)
 Record as head coach: 12-10-1 (.543)

Pepper Rodgers

Graduated from Georgia Tech: 1955
 Seasons as head coach: 1974-79 (Six seasons)
 Record as head coach: 34-31-2 (.522)

Bill Curry

Graduated from Georgia Tech: 1965
 Seasons as head coach: 1980-86 (Seven seasons)
 Record as head coach: 31-43-4 (.423)

Brent Key

Graduated from Georgia Tech: 2001
 Seasons as head coach: 2022 (interim); 2023 (permanent)
 Record as head coach: 9-9 (.500)

GEORGIA TECH-SYRACUSE SERIES HISTORY

• Georgia Tech and Syracuse are meeting on the gridiron for only the fifth time.

• Georgia Tech owns a 3-1 lead in the all-time series.

• The only ACC team that the Yellow Jackets have faced less than Syracuse is Louisville (three all-time meetings).

• Tech and the Orange are squaring off for just the third time since Syracuse joined the ACC in 2013. The home team has won each of the first two conference games between the two schools, with the Yellow Jackets blanking the Orange, 56-0, in 2013 at Bobby Dodd Stadium, and Syracuse topping the Jackets, 37-20, in 2020 at SU's famed Carrier Dome (now known as JMA Wireless Dome).

• In their only two meetings prior to becoming conference-mates, Georgia Tech won a pair of neutral-site matchups against Syracuse — 13-7 in the 2001 Kickoff Classic in Eas Rutherford, N.J. and 51-14 in the 2004 Champs Sports Bowl in Orlando.

• Saturday's game will mark the first Tech-Syracuse game played in front of fans since 2013, as the 2020 matchup was played in an empty Carrier Dome due to Covid-19 restrictions in the state of New York. That game was delayed by nearly 30 minutes right before kickoff in order to confirm Covid-19 test results for a handful of Syracuse student-athletes.

GEORGIA TECH-SYRACUSE SERIES RESULTS

DATE	RANK		GT RESULT		
	GT	SU	H/A/N	W/L/T	SCORE
8/26/2001	10/13	—	N ¹	W	13-7
12/21/2014	—	—	N ²	W	51-14
10/19/2013	—	—	H	W	56-0
9/26/2020	—	—	A	L	20-37

1 - Kickoff Classic (East Rutherford, N.J.)

2 - Champs Sports Bowl (Orlando, Fla.)

2023 ACC STANDINGS

	ACC		Overall	
	W-L	TS	W-L	TS
Florida State	8-0	1.000	10-0	1.000
Louisville	6-1	.857	9-1	.900
North Carolina	4-2	.667	8-2	.800
NC State	4-2	.667	7-3	.700
Virginia Tech	4-2	.667	5-5	.500
Georgia Tech	4-3	.571	5-5	.500
Boston College	3-3	.500	6-4	.600
Duke	3-3	.500	6-4	.600
Clemson	3-4	.429	6-4	.600
Miami (Fla.)	2-4	.333	6-4	.600
Syracuse	1-5	.167	5-5	.500
Pitt	1-5	.167	2-8	.200
Virginia	1-5	.167	2-8	.200
Wake Forest	1-6	.143	4-6	.400

GEORGIA TECH ALL-TIME vs. AP TOP 25

	ALL	H	A	N	BOWL
Top 25	96-184-6	51-83-4	28-92-2	17-13	16-8
vs. ACC	32-47	19-21	12-25	1-2	0-0
vs. No. 1	2-12-1	1-4-1	1-8	0-0	0-0
vs. No. 2	0-10-1	0-5-1	0-4	0-1	0-0
vs. No. 3	1-11	0-6	1-5	0-0	0-0
vs. No. 4	3-12	2-8	1-4	0-0	0-0
vs. No. 5	3-13	1-8	2-6	0-0	0-0
vs. No. 6	5-7	3-4	1-4	1-0	1-0
vs. No. 7	3-13	2-5	0-6	1-2	1-1
vs. No. 8	5-10	3-4	1-6	1-0	1-0
vs. No. 9	7-11	4-3	1-6	1-1	1-1
vs. No. 10	4-10	0-4	1-5	3-1	3-1
vs. No. 11	4-7	1-2	1-4	2-1	2-1
vs. No. 12	5-6	2-2	2-4	1-0	1-0
vs. No. 13	7-8	2-2	3-3	1-2	1-1
vs. No. 14	2-12	1-7	1-5	0-0	0-0
vs. No. 15	4-6-2	3-5-1	0-1-1	1-0	1-0
vs. No. 16	5-5-2	4-0-1	1-4-1	0-1	0-0
vs. No. 17	11-6	7-2	2-2	2-2	2-2
vs. No. 18	7-7	4-3	3-4	0-0	0-0
vs. No. 19	7-3	2-1	3-2	2-0	2-0
vs. No. 20	4-8	3-5	1-3	0-0	0-0
vs. No. 21	2-1	2-1	0-0	0-0	0-0
vs. No. 22	2-4	2-2	0-2	0-0	0-0
vs. No. 23	3-1	1-0	2-0	0-1	0-1
vs. No. 24	1-0	0-0	1-0	0-0	0-0
vs. No. 25	2-4*	1-2	0-1	1-1	0-0

* One win vacated due to NCAA sanctions

TECH NOTES vs. RANKED OPPONENTS

• Georgia Tech is 4-2 against ranked opponents under head coach **Brent Key**, including an ultra-impressive 4-0 record against ranked Atlantic Coast Conference competition, with three of the four wins coming on the road (26-21 at No. 24 Pitt - Oct. 1, 2022; 21-17 at No. 13/11 North Carolina - Nov. 19, 2022; 23-20 at No. 17 Miami (Fla.) - Oct. 7, 2023; 46-42 vs. No. 17 North Carolina - Oct. 28, 2023).

• Tech is 2-1 against ranked teams this season after going 2-3 against ranked opponents in 2022, which marks the first time since 2008 and 2009 that the Yellow Jackets have beaten multiple ranked teams in consecutive seasons.

• Key became the second coach in Georgia Tech history to ever defeat a ranked opponent in his first game as the Yellow Jackets' head coach when the Yellow Jackets knocked off No. 24 Pitt, 26-21, on Oct. 1 of last season. Tech head coaches were previously 1-4 when facing nationally ranked teams in their GT debuts (Bill Fulcher - L, 34-3 vs. No. 15 Tennessee - 1972; Pepper Rodgers - L, 31-7 vs. No. 2 Notre Dame - 1974; Bill Curry - L, 26-3 vs. No. 2 Alabama - 1980; Mac McWhorter - W, 24-14 vs. No. 11 Stanford - 2001 Seattle Bowl; Geoff Collins - L, 52-14 vs. No. 1 Clemson - 2019).

• Tech has played the No. 17-ranked team in the *Associated Press* poll three times this season (Sept. 16 at No. 17 Ole Miss, Oct. 7 at No. 17 Miami (Fla.) and Oct. 28 vs. No. 17 North Carolina), which marks only the second time in program history that the Yellow Jackets have played three teams in a season with the same AP ranking. In 1959, the Jackets played three teams that were ranked No. 6 in the AP poll — SMU (W, 16-12 on Sept. 26), Clemson (W, 16-6 on Oct. 3) and Georgia (L, 21-14 on Nov. 28).

ASSOCIATED PRESS TOP 25 POLL (WEEK 12)

Team (1st-place votes)	Record	Points	Trend
1. Georgia (54)	10-0	1540	-
2. Michigan (7)	10-0	1464	-
3. Ohio State (1)	10-0	1433	-
4. Florida State	10-0	1366	-
5. Washington	10-0	1322	-
6. Oregon	9-1	1218	-
7. Texas	9-1	1180	-
8. Alabama	9-1	1141	-
9. Louisville	9-1	1002	+2
10. Oregon State	8-2	934	+2
11. Missouri	8-2	917	+5
12. Penn State	8-2	857	-3
13. Ole Miss	8-2	810	-3
14. Oklahoma	8-2	733	+3
15. LSU	7-3	703	+3
16. Utah	7-3	543	-3
17. Tulane	9-1	412	+3
18. James Madison	10-0	405	+3
19. Arizona	7-3	387	+4
20. Notre Dame	7-3	359	+2
21. Tennessee	7-3	333	-7
22. North Carolina	8-2	265	+2
23. Kansas State	7-3	240	NR
24. Oklahoma State	7-3	178	-9
25. Liberty	10-0	133	-

Others receiving votes: Iowa 111, Kansas 83, Toledo 51, Fresno State 13, USC 5, SMU 4, UNLV 4, NC State 2, Texas A&M 1, Miami (OH) 1

AFCA COACHES TOP 25 POLL (WEEK 12)

Team (1st-place votes)	Record	Points	Trend
1. Georgia (58)	10-0	1591	-
2. Michigan (3)	10-0	1479	-
3. Ohio State (3)	10-0	1467	-
4. Florida State	10-0	1428	-
5. Washington	10-0	1358	-
6. Oregon	9-1	1256	-
7. Texas	9-1	1207	-
8. Alabama	9-1	1197	-
9. Louisville	9-1	1042	+2
10. Oregon State	8-2	945	+3
11. Missouri	8-2	937	+4
12. Penn State	8-2	890	-3
13. Oklahoma	8-2	817	+3
14. Ole Miss	8-2	815	-4
15. LSU	7-3	667	+4
16. Utah	7-3	531	-2
17. Tulane	9-1	434	+3
18. Notre Dame	7-3	424	+4
19. Tennessee	7-3	401	-7
20. North Carolina	8-2	387	+3
21. James Madison	10-0	343	-
22. Arizona	7-3	295	+2
23. Iowa	8-2	252	NR
24. Kansas State	7-3	216	NR
25. Oklahoma State	7-3	145	-8

Others receiving votes: Kansas 90, Liberty 79, SMU 27, UNLV 24, Toledo 16, NC State 16, USC 7, Fresno State 6, Troy 5, Air Force 5, Memphis 1

Georgia Tech opponents in italics



OFFENSE

• Through 10 games this season, Georgia Tech's offense is ranked in the top 50 in NCAA Division I FBS in eight statistical categories.

OFFENSIVE STATISTICAL RANKINGS - 2023

Category	No.	National	ACC
Sacks Allowed	1.20/gm	16th	2nd
3rd-Down Conversion Pct.	.463	21st	2nd
Rushing Offense	195.4	22nd	3rd
Total Offense	444.2 ypg	24th	3rd
First Downs	224	30th	3rd
Passing Yards/Completion	12.63	42nd	5th

• Georgia Tech has the second-most improved scoring offense in NCAA Division I FBS this season, averaging 14.8 points/game more than it did in 2022.

MOST IMPROVED OFFENSES, FBS (POINTS)

Team	2022	2023	Difference
	Points/Gm	Points/Gm	
1. Colorado	15.4	30.5	+15.1
2. Georgia Tech	17.2	32.0	+14.8
3. Texas State	21.1	34.9	+13.8
4. Utah State	22.2	35.5	+13.3
5. New Mexico	13.1	26.1	+13.0
6. Colorado State	13.2	25.9	+12.7
7. Liberty	27.5	39.0	+11.5
8. Texas A&M	22.8	34.2	+11.4
LSU	34.5	45.9	+11.4
10. UMass	12.5	23.5	+11.0

Research courtesy of the University New Mexico

• Tech also boasts the third-most improved offense in FBS this season in terms of yardage, averaging 140.1 yards/game more than it did in 2022.

MOST IMPROVED OFFENSES, FBS (YARDAGE)

Team	2022	2023	Difference
	Total Offense	Total Offense	
1. New Mexico	228.1	386.0	+157.9
2. Texas State	325.2	463.1	+137.9
3. Georgia Tech	325.2	444.2	+119.0
4. Colorado State	285.8	394.5	+108.7
5. LSU	453.0	560.2	+107.2
Liberty	389.2	496.4	+107.2
7. Colorado	281.3	384.6	+103.3
8. Utah State	354.4	448.3	+93.8
9. UMass	265.8	359.5	+93.7
10. Western Michigan	301.9	391.6	+89.7

Research courtesy of the University New Mexico

• Georgia Tech has scored at least 21 points in every game his season, marking the first time that it has scored 21 points or more in 10-straight games since it hit the mark in 17-straight games from 2014-15 (all 14 games in '14 plus first three contests in '15).

• Georgia Tech has scored 30 or more points five times this season after only scoring 30 or more a total of nine times in the previous four seasons (2019-22).

• Tech has scored at least 45 points in consecutive games against No. 17 North Carolina (46 on Oct. 28) and at Virginia (45 on Nov. 4), marking the first time that the Yellow Jackets scored at least 45 points in consecutive games since Sept. 29 and Oct. 5, 2018 vs. Bowling Green (63) and Louisville (66) and the first time the Jackets accomplished the feat in back-to-back ACC games since Oct. 14 and 21, 2000 vs. Wake Forest (52) and Duke (45).

• The Yellow Jackets have amassed at least 380 yards of total offense in eight of its first 10 games this season (488 vs. Louisville, 578 vs. South Carolina State, 474 at Ole Miss, 380 at Wake Forest, 417 vs. Bowling Green, 452 vs. Boston College, 635 vs. North Carolina, 514 at Virginia), marking the first time since 2013 that the Jackets have had at least 380 yards of offense in eight of their 10 games of a campaign.

• The Yellow Jackets have amassed at least 470 yards of total offense five times this season. In four seasons from 2019-22, Tech had a total of just two games with at least 470 yards of offense — Nov. 28, 2020 vs. Duke (523) and Oct. 27, 2021 at Virginia (570).

• Georgia Tech totaled at least 500 yards of offense in back-to-back games against No. 17 North Carolina (635 on Oct. 28) and at Virginia (515 on Nov. 4), marking the first time that Tech recorded 500-plus yards of total offense in consecutive games since Sept. 29 and Oct. 5, 2018 vs. Bowling Green (532) and Louisville (554) and the first time the Jackets accomplished the feat in back-to-back ACC games since Oct. 29 and Nov. 5, 2016 vs. Duke (605) and North Carolina (518).

• Georgia Tech's 635 yards of total offense in its 46-42 win over No. 17 North Carolina (Oct. 28) were its most ever in an ACC game, the third-most against an NCAA Division I FBS opponent and the fifth-most overall in program history.

MOST YARDS OF TOTAL OFFENSE IN A GAME (GT HISTORY)

Total Yds.	Opponent	Year	Result
1. 768	Kansas	2011	W, 66-24
2. 712	Presbyterian	2012	W, 59-3
3. 662	Western Carolina	2011	W, 63-21
4. 655	Tennessee	2017	L, 42-41 (20T)
5. 635	North Carolina	2023	W, 46-42
6. 627	Virginia	2000	W, 35-0
7. 623	The Citadel	1984	W, 48-3
8. 612	Pittsburgh	2014	W, 56-28
9. 611	North Carolina	2014	L, 48-43
10. 610	Maryland	1993	W, 38-0
11. 605	Duke	2016	W, 38-35
12. 600	VMI	1975	W, 38-10

• Georgia Tech's 46 points against 17th-ranked UNC were the fifth-most that the Yellow Jackets have ever scored against a nationally ranked opponent and their most against a ranked team since their 49-34 win over No. 7 Mississippi State in the 2014 Orange Bowl.

• Tech's 48 points against S.C. State (Sept. 9) were its most in a game since a 56-33 win over Duke on Nov. 28, 2020.

• The Yellow Jackets scored 28 of their 34 points against Louisville during an 11:08 span of the second quarter.

- The Jackets' 28 second-quarter points against Louisville were:
 - the most Georgia Tech has scored in any quarter since it scored a school-record 34 in the first quarter of its 69-6 win over Alcorn State on Sept. 2, 2015;
 - the most they have scored in any quarter against an FBS opponent since they scored 28 in the first quarter of a 56-28 win over Pitt on Oct. 25, 2014.
 - tied for the fifth-most in a single quarter in program history;
 - tied for the third-most in a single quarter against an FBS opponent in program history.

• Tech's four touchdowns in the second quarter against Louisville:

- are tied for the second-most in a single quarter in program history (5 vs. Alcorn State - 2015);
- are tied for the most in a single quarter against an FBS opponent;
- marked only the 15th time in program history that the Jackets scored as many as four touchdowns in a quarter.

• Georgia Tech scored 14 points in its first six offensive plays against Bowling Green (Sept. 30), which marked the fewest plays that the Yellow Jackets needed to score its first 14 points of a game since it scored 14 points in its first five offensive plays against Georgia Southern in a 35-24 win on Oct. 15, 2016.

• Georgia Tech also scored on its first play from scrimmage against Bowling Green (a 53-yard touchdown pass from **Haynes King** to **Eric Singleton Jr.**), which marked the first time that the Yellow Jackets scored on their first offensive play of a game since an 81-yard pass from Justin Thomas to Marcus Marshall in a 38-7 win over Vanderbilt on Sept. 17, 2016.

• The opening touchdown against BG also marked Tech's first one-play touchdown drive since an 86-yard touchdown pass from Tobias Oliver to Qua Searcy in the second quarter of a 38-28 win at North Carolina on Nov. 3, 2018

• This season, Georgia Tech has put up three of its four highest rushing totals since the departure of head coach Paul Johnson and his patented spread option offense following the 2018 campaign.

• Georgia Tech rushed for at least 300 yards in consecutive games against No. 17 North Carolina (348 on Oct. 28) and at Virginia (305 on Nov. 4), marking the first time that the Yellow Jackets have had at least 300 rushing yards in consecutive games since Oct. 25 and Nov. 3, 2018 at Virginia Tech (465) and North Carolina (461).

• Georgia Tech's 348 rushing yards against No. 17 North Carolina (Oct. 28) were its most since it had 377 yards on the ground against Duke on Nov. 28, 2020.

MOST RUSHING YARDS IN A GAME (SINCE 2019)

Rushing Yds.	Opponent	Year	Result
1. 377	Duke	2020	W, 56-33
2. 348	North Carolina	2023	W, 46-42
3. 310	S.C. State	2023	W, 48-13
4. 305	Virginia	2023	W, 45-17
5. 275	at Syracuse	2020	L, 37-20
6. 271	Northern Illinois	2021	L, 22-21

• Tech had a whopping 246 rushing yards in the fourth quarter of its win over No. 17 UNC (Oct. 28). The 246 rushing yards in the final period alone were more than the Yellow Jackets recorded in five of their first seven full games this season (they only had more total rushing yards against South Carolina State (268 - Sept. 9) and Boston College (248 - Oct. 21)).

• A dominant ground game has been a predictor of Georgia Tech's success in recent seasons, as Tech has run for at least 200 yards in 10 of its last 19 wins.

OFFENSE

• Georgia Tech has compiled its fourth-, seventh- and eighth- and ninth-highest single-game passing totals since 2002 this season.

MOST PASSING YARDS IN A GAME (SINCE 2002)

Passing Yds.	Opponent	Year	Result
1. 365	Western Carolina	2011	W, 63-21
2. 359	Pitt	2021	L, 52-21
3. 353	North Carolina	2005	W, 27-21
4. 348	Bowling Green	2023	L, 38-27
5. 326	vs. West Virginia	2006	L, 38-35
6. 314	at UCF	2022	L, 27-10
7. 313	Louisville	2023	L, 39-34
8. 310	S.C. State	2023	W, 48-13
9. 307	at Ole Miss	2023	L, 48-23

• With three-straight 300-yard passing games to open the season, Tech threw for at least 300 yards for the first time in any three-game stretch since Oct. 28-Nov. 18, 2000 (454 at Clemson, 323 vs. Virginia, 354 at Maryland).

• Georgia Tech completed 19, 23, 24, 24, 28 and 23 passes in a game this season, which all rank among its 20-highest completion totals since 2002.

MOST COMPLETIONS IN A GAME (SINCE 2002)

Completions	Opponent	Year	Result
1. 28	at Ole Miss	2023	L, 48-23
2. 27	at Virginia	2021	L, 48-40
27	at Duke	2003	L, 41-17
4. 25	North Carolina	2005	W, 27-21
5. 24	Virginia	2023	W, 45-17
24	S.C. State	2022	W, 48-13
24	Miami (Fla.)	2022	L, 35-14
24	Pitt	2020	L, 52-21
24	NC State	2003	W, 29-21
10. 23	North Carolina	2023	W, 46-42
23	Bowling Green	2023	L, 38-27
23	Duke	2022	W, 23-20
23	Clemson	2022	L, 41-10
23	at Florida State	2020	W, 16-13
15. 21	at UCF	2022	L, 27-10
21	at Miami (Fla.)	2021	L, 33-30
17. 20	at Georgia	2022	L, 37-14
20	at Clemson	2021	L, 14-8
19. 19	Louisville	2023	L, 39-34
19	at Virginia Tech	2022	W, 28-27
19	Pitt	2020	L, 34-20

• The Yellow Jackets' 28 pass completions at No. 17 Ole Miss (Sept. 16) were tied for the fifth-most in a game in school history and were the most since it completed 30 passes against Maryland on Oct. 17, 2002.

• The Jackets' 28 completions at Ole Miss were the fourth-most in school history in a game that they did not throw an interception (also the most since 2002 at Maryland).

• Twice this season, Georgia Tech has completed passes to 10 different receivers in a game (Sept. 16 at Ole Miss and Nov. 4 at Virginia).

• After ranking 121st nationally in third-down conversion percentage last season (.306), Tech ranks 21st nationally with a .463 third-down conversion percentage this season (62-for-134).

• Georgia Tech's 11 third-down conversions (11-of-20) at Ole Miss (Sept. 16) are tied for the 16th-most in school history and were the Yellow Jackets' most in a game since they had 13 (13-of-18) against Tennessee on Sept. 4, 2017.

• Buoyed by two of its 11 third-down conversions, Georgia Tech put together a 17-play 90-yard drive in the second quarter against Ole Miss, which resulted in a 22-yard field goal. The possession was Tech's longest scoring drive in terms of plays since a 17-play, 74-yard drive that resulted in a 21-yard field goal in a 33-7 win over North Carolina on Sept. 30, 2017.

• The Yellow Jackets have held opponents without a sack four times this season (Sept. 9 vs. S.C. State, Sept. 23 at Wake Forest and Oct. 21 vs. Boston College and Oct. 28 against No. 17 North Carolina) and six times in its last 21 games (including last season vs. Western Carolina on Sept. 10 and at No. 13 North Carolina on Nov. 19). Prior to holding six of its last 21 opponents without a sack, the Jackets had surrendered at least one sack in 19-straight games, dating back to 2020.

• Making the feat of holding Wake Forest without a sack on Sept. 23 even more impressive is the fact that the Demon Deacons entered the game leading the nation in sacks with 16 through three games.

• The most consistent mark of Georgia Tech's success on offense has been its ability to take care of the football. Since the beginning of 2020, Georgia Tech has had an average of just 1.0 turnovers per game in wins but has averaged 2.0 turnovers per game in losses.

• Georgia Tech's offense is guided by first-year offensive coordinator **Buster Faulker**, who came to Tech after winning two national championships in three seasons as a quality control assistant at Georgia.

• Faulker boasts 18 years of experience on college football staffs, including 11 seasons as an offensive coordinator at Valdosta State (2008), Murray State (2010), Middle Tennessee (2011-15), Arkansas State (2016-18) and Southern Miss (2019).

QUARTERBACKS

• r-So. **Haynes King**, a graduate transfer from Texas A&M, is putting together an all-ACC- and all-America-worthy season in his first campaign as a Yellow Jacket.

• Through 10 games at Georgia Tech, King has completed 192-of-314 passes for 2,459 yards (245.9 ypg) and 24 touchdowns.

HAYNES KING — GAME-BY-GAME

	Rush	Yds.	TD	C-A-I.	Yds.	TD	Total Off.
2023							
Louisville	10	53	0	19-32-1	313	3	366
S.C. State	1	0	0	21-29-0	290	4	290
Ole Miss	13	51	1	28-41-0	307	2	358
Wake Forest	6	53	0	16-27-1	222	2	275
Bowling Green	10	28	0	23-37-2	348	4	376
Miami (Fla.)	10	46	1	12-25-2	151	1	197
Boston College	10	150	1	14-32-3	204	1	354
North Carolina	8	90	0	23-30-1	287	4	377
Virginia	7	83	2	23-30-0	208	1	291
Clemson	11	-3	1	13-31-4	129	2	126
Total	87	542	6	192-314-14	2,459	24	3,001
GT Career	87	542	6	192-314-14	2,459	24	3,001
NCAA Career	128	692	7	320-540-24	4,038	34	4,740

• King ranks among the top 50 nationally in 10 different statistical categories.

HAYNES KING STATISTICAL RANKINGS - 2023

Category	No.	National	ACC
Points Responsible For	182	7th	1st
Points Responsible For/Game	18.2	8th	1st
Passing TDs	24	9th	1st
Total Offense	300.1	14th	2nd
Passing Yards	2,459	30th	3rd
Completions/Game	19.2	39th	4th
Passing Yards/Game	245.9	35th	3rd
Passing Yards/Completion	12.81	35th	4th
Yards Per Pass Attempt	7.83	43rd	5th
Passing Efficiency	143.2	45th	5th

• King is one of only two NCAA Division I FBS players with at least 2,400 passing yards, 500 rushing yards, 24 touchdown passes and six touchdown runs this season.

2,400 PASS YDS, 500 RUSH YDS, 24 TD PASSES, 6 TD RUNS — NCAA DIVISION I FBS, 2023

Player	Team	Pass Yds.	Rush Yds.	Pass TD	Rush TD
Jayden Daniels	LSU	3,164	918	30	8
Haynes King	GT	2,459	542	24	6

• King is also just the third ACC player since 2000 with 2,400 passing yards, 500 rushing yards, 24 touchdown passes and six touchdown runs through his team's first 10 games of a season, joining Louisville Heisman Trophy winner Lamar Jackson in 2016.

2,400 PASS YDS, 500 RUSH YDS, 24 TD PASSES, 6 TD RUNS IN FIRST 10 GAMES OF SEASON — ACC, SINCE 2000

Player	Team	Year
Haynes King	Georgia Tech	2023
Lamar Jackson	Louisville	2016

• With at least two games still to play, King's 24 touchdown passes rank second in Georgia Tech single-season history, behind only Joe Hamilton's 29 in 1999, when he finished second in voting for the Heisman Trophy.

SINGLE-SEASON TOUCHDOWN PASSES — GT HISTORY

TD Passes	Player	Year
1. 29	Joe Hamilton	1999
2. 24	Haynes King	2023
3. 23	George Godsey	2000
4. 20	Reggie Ball	2006
5. 18	Justin Thomas	2014
18	George Godsey	2001
7. 17	Joe Hamilton	1998
8. 16	Reggie Ball	2004
16	Eddie McAshan	1972
10. 15	Shawn Jones	1992

• King's 2,459 passing yards this season rank fourth in Georgia Tech single-season history.

SINGLE-SEASON PASSING YARDS — GT HISTORY

Passing Yards	Player	Year
1. 3,085	George Godsey	2001
2. 3,060	Joe Hamilton	1999
3. 2,906	George Godsey	2000
4. 2,459	Haynes King	2023
5. 2,397	Shawn Jones	1992
6. 2,314	Joe Hamilton	1997
7. 2,288	Shawn Jones	1991
8. 2,424	A.J. Suggs	2002
9. 2,166	Joe Hamilton	1998
10. 2,165	Reggie Ball	2005
11. 2,147	Reggie Ball	2004
12. 2,136	Taylor Bennett	2007
13. 2,128	Tommy Luginbill	1994
14. 2,051	Mike Kelley	1979



OFFENSE

• King also ranks fourth in Georgia Tech single-season history with 3,001 yards of total offense.

SINGLE-SEASON TOTAL OFFENSE — GT HISTORY

	Total Yards	Player	Year
1.	3,794 <i>(734 rush, 3,060 pass)</i>	Joe Hamilton	1999
2.	3,094 <i>(11 rush, 3,083 pass)</i>	George Godsey	2000
3.	3,040 <i>(-45 rush, 3,085 pass)</i>	George Godsey	2001
4.	3,001 <i>(542 rush, 2,459 pass)</i>	Haynes King	2023
5.	2,805 <i>(1,086 rush, 1,719 pass)</i>	Justin Thomas	2014
6.	2,792 <i>(478 rush, 2,314 pass)</i>	Joe Hamilton	1997
7.	2,738 <i>(1,037 rush, 1,701 pass)</i>	Joshua Nesbitt	2009
8.	2,649 <i>(361 rush, 2,288 pass)</i>	Shawn Jones	1991
9.	2,638 <i>(987 rush, 1,652 pass)</i>	Tevin Washington	2011
10.	2,546 <i>(381 rush, 2,165 pass)</i>	Reggie Ball	2005

• King's 192 pass completions this season rank fifth in Georgia Tech single-season history.

SINGLE-SEASON PASS COMPETITIONS — GT HISTORY

	Completions	Player	Year
1.	249	George Godsey	2001
2.	222	George Godsey	2000
3.	208	A.J. Suggs	2002
4.	203	Joe Hamilton	1999
5.	192	Haynes King	2023
6.	190	Shawn Jones	1992
7.	182	Tommy Luginbill	1994
8.	182	Reggie Ball	2005
9.	181	Reggie Ball	2003
10.	178	Shawn Jones	1991
11.	173	Joe Hamilton	1997

• King also looms just outside the top 10 in Georgia Tech single-season history pass attempts (needs just 13 for top-10 status).

• Just 10 games into his Tech career, King has already cracked into Georgia Tech's top 10 for career TD passes (24) and the program's top 15 for career passing yards (2,459).

CAREER TOUCHDOWN PASSES — GT HISTORY

	TD Passes	Player	Years
1.	65	Joe Hamilton	1996-99
2.	57	Reggie Ball	2003-06
3.	51	Shawn Jones	1989-92
4.	41	George Godsey	1998-01
5.	40	Justin Thomas	2013-16
6.	32	Eddie McAshan	1970-72
7.	30	Jeff Sims	2020-22
8.	27	John Dewberry	1983-85
9.	24	Haynes King	2023-pres.
10.	23	Mike Kelley	1978-81
11.	22	Donnie Davis	1992-95

CAREER PASSING YARDS — GT HISTORY

	Yards	Player	Years
1.	8,882	Joe Hamilton	1996-99
2.	8,441	Shawn Jones	1989-92
3.	8,128	Reggie Ball	2003-06
4.	6,137	George Godsey	1998-01
5.	5,249	Mike Kelley	1978-81
6.	4,754	Justin Thomas	2013-16
7.	4,464	Jeff Sims	2020-22
8.	4,193	John Dewberry	1983-85
9.	4,080	Eddie McAshan	1970-72
10.	3,312	Tevin Washington	2009-12
11.	3,276	Josh Nesbitt	2007-10
12.	3,261	Donnie Davis	1992-95
13.	2,804	Taylor Bennett	2005-07
14.	2,763	Kim King	1965-67
15.	2,459	Haynes King	2023-pres.
16.	2,422	A.J. Suggs	2002-03
17.	2,394	Billy Lothridge	1961-63
18.	2,199	Rick Strom	1983-87

• Three times this season (Sept. 9 vs. South Carolina State, Sept. 30 vs. Bowling Green, Oct. 28 vs. North Carolina), King has thrown four touchdown passes in a game, which is tied for the third-most in Georgia Tech single-game history.

• King is tied for the most games with at least four touchdown passes in a season in Georgia Tech history (Joe Hamilton also had three games with at least four TD passes in 1999).

MOST SINGLE-GAME TOUCHDOWN PASSES — GT HISTORY

TD Passes	Player	Opponent	Date
5	Eddie McAshan	Rice	9/30/72
5	Joe Hamilton	Clemson	11/13/99
4	Eddie Prokop	Tulane	11/13/43
4	Frank Broyles	Tulane	11/11/44
4	Darrell Crawford	Auburn	10/20/51
4	Shawn Jones	Maryland	10/7/89
4	Shawn Jones	Georgia	12/1/90
4	Tom Luginbill	Western Carolina	9/10/94
4	Joe Hamilton	Florida State	9/11/99
4	Joe Hamilton	Georgia	11/27/99
4	George Godsey	Wake Forest	10/14/09
4	Reggie Ball	Clemson	9/11/04
4	Reggie Ball	NC State	11/4/06
4	Vad Lee	Duke	9/14/13
4	Justin Thomas	Georgia Southern	9/13/14
4	Jordan Yates	Kennesaw State	9/11/21
4	Haynes King	S. Carolina St.	9/9/23
4	Haynes King	Bowling Green	9/30/23
4	Haynes King	North Carolina	10/28/23
3	38 times, most recently:		
	Haynes King	Louisville	9/1/23

• King's 348 passing yards vs. Bowling Green (Sept. 30) were the 10th-most in Georgia Tech single-game history.

MOST SINGLE-GAME PASSING YARDS — GT HISTORY

Pass Yards	Player	Opponent	Date
486	George Godsey	Virginia	11/10/01
454	George Godsey	Clemson	10/28/00
416	Darrell Gast	Duke	10/31/87
387	Joe Hamilton	Florida State	9/11/99
387	Joe Hamilton	Maryland	9/30/99
371	Eddie McAshan	Rice	9/30/72
361	Michael Kelley	Navy	11/17/79
359	Jeff Sims	Pitt	10/2/21
354	George Godsey	Maryland	11/18/00
348	Haynes King	Bowling Green	9/30/23

• King has thrown for at least 300 yards three times this season (313 vs Louisville - Sept. 1; 307 at Ole Miss - Sept 16; 348 vs. Bowling Green - Sept. 30). His three 300-yard passing games are already the third-most in Georgia Tech single-season and career history.

MOST SINGLE-SEASON 300-YARD PASSING GAMES — GT HISTORY

	300-yd Games	Player	Year
1.	6	Joe Hamilton	1999
2.	4	George Godsey	2000
3.	3	Haynes King	2023
4.	2	Jeff Sims	2021
	2	George Godsey	2001

MOST CAREER 300-YARD PASSING GAMES — GT HISTORY

	300-yd Games	Player	Years
1.	7	Joe Hamilton	1996-99
2.	6	George Godsey	1998-01
3.	3	Haynes King	2023
	3	Jeff Sims	2020-22
5.	2	Taylor Bennett	2005-07
	2	Tom Luginbill	1994
	2	Michael Kelley	1978-81

• In all, King owns three of the 31 300-yard passing performances in Georgia Tech history.

• King has completed 23-of-30 passes in consecutive games against No. 17 North Carolina (Oct. 28) and at Virginia (Nov. 4), which matches the second-highest completion percentage in Georgia Tech history for a passer with at least 30 attempts, behind only George Godsey's .784 (29-for-37) performance versus Virginia on Nov. 9, 2000.

• King is the first passer in Georgia Tech history to complete more than 75% of his passes in a game (min. 30 attempts) twice in a career, a feat he has accomplished in the back-to-back games against UNC and UVA.

COMPLETION PERCENTAGE — GT HISTORY (MIN. 30 ATT.)

Comp. %	Player	Opponent	Date
.784 (29-37)	George Godsey	Virginia	11/9/00
.767 (23-30)	Haynes King	North Carolina	10/28/23
.767 (23-30)	Haynes King	Virginia	11/4/23
.733 (22-30)	Joe Hamilton	Clemson	11/13/99
.733 (22-30)	Joe Hamilton	Duke	11/15/97

• On Sept. 16 at No. 17/19 Ole Miss, King completed 28-of-42 passes for 307 yards and two touchdowns, while also running 14 times for 42 yards and a score (good for 349 yards of total offense and three total touchdowns).

• King's 28 completions at Ole Miss are tied for the fourth-most in Georgia Tech single-game history and tied for the third-most without an interception in the school's all-time annals. Both are the most since A.J. Suggs also completed 28 passes without an INT vs. Maryland on Oct. 27, 2002).

MOST SINGLE-GAME COMPLETIONS — GT HISTORY

Completions	Player	Opponent	Date
39	George Godsey	Virginia	11/10/01
35*	George Godsey	Clemson	10/28/00
29*	George Godsey	Virginia	11/9/00
28*	Haynes King	Ole Miss	9/16/23
28*	A.J. Suggs	Maryland	10/17/02

* Without an INT

• King made a record-breaking debut in the White and Gold, throwing for 313 yards and three touchdowns on 19-of-32 passing in the season opener against Louisville (Sept. 1).

• King's 313 passing yards against Louisville marked the first time that a Georgia Tech player ever threw for 300 yards in his GT debut.

• King also ran for a team-high 53 yards on 10 carries against Louisville, giving him 366 yards of total offense.
 • In his Bobby Dodd Stadium at Hyundai Field debut against South Carolina State (Sept. 9), King completed 21-of-29 passes for 290 yards and four touchdowns.

• King ran for career-high 150 yards vs. Boston College (Oct. 21). His 150 rushing yards were the most by a Tech quarterback since Tobias Oliver ran for 215 yards at Virginia Tech on Oct. 25, 2018.

• King's 71-yard touchdown run against BC is Georgia Tech's longest play of the season, the longest run a Yellow Jacket since current Detroit Lions RB Jahmyr Gibbs' 71-yard TD run at Virginia on Oct. 23, 2021 and the longest run by a Tech QB since TaQuon Marshall's 78-yard TD run vs. Virginia on Nov. 4, 2017.

• King threw for 1,579 yards and 10 touchdowns over 10 games (seven starts) at Texas A&M from 2020-22, including 1,220 yards and seven touchdowns in six games (five starts) last season.

• King's top performances as an Aggie included throwing for 253 yards and two touchdowns in a narrow 24-20 loss at No. 1 Alabama and for 279 yards and against Florida last season.

OFFENSE

• Georgia Tech has the luxury of having three quarterbacks that have started and won college football games, as King is backed up by r-Fr. **Zach Pyron** and r-Jr. **Zach Gibson**.

• Pyron and Gibson were among the four quarterbacks that saw playing time for the Yellow Jackets during an injury-ravaged 2022 campaign in Tech's QB room.

• Pyron amassed an impressive 692 yards of total offense (565 passing, 127 rushing) and five touchdowns (three passing, two rushing) in just three games as a true freshman last season. He completed 49-of-82 passes, good for a team-best .598 completion percentage.

• In his collegiate debut last season at Florida State (Oct. 29), Pyron came off the bench to complete 18-of-28 passes for 198 yards without an interception and account for two touchdowns (one passing, one rushing).

• Pyron made his first-career start in his second-career game last season at Virginia Tech (Nov. 5) and accounted for 319 yards of offense (253 passing, 66 rushing) and two fourth-quarter touchdowns (one passing, one rushing) to lead the Yellow Jackets back from a 27-16 fourth-quarter deficit to a 28-27 win.

• Trailing 27-16 with less than 10 minutes to go in last season's game at VT, Pyron engineered two-consecutive touchdown drives of 90 and 73 yards to give Georgia Tech a 28-27 lead. He capped the fourth-quarter scoring drives with a 56-yard touchdown pass with 9:02 to go and what proved to be the game-winning 9-yard touchdown run with 3:30 left on the clock.

• Pyron led Georgia Tech's offense to a season-high 463 yards in last season's win at VT.

• In his first three full halves of action last season, Pyron led Tech to three of its four-highest single-half yardage totals of the year against FBS competition — 240 in second half vs. Florida State (Oct. 29), 234 in first half vs. Virginia Tech (Nov. 5) and 229 in second half vs. VT (the only other half that cracked Tech's top four against FBS opponents last season was its 231-yard output in the second half at UCF on Sept. 24).

• Gibson appeared in six games and made three starts for the Yellow Jackets last season, throwing for 589 yards and a touchdown.

• Gibson put together his best performance as a Yellow Jacket in last season's 21-17 win at No. 13/11 North Carolina last season (Nov. 19), when he completed 13-of-18 passes for 174 yards.

• Gibson's .722 completion percentage last season at UNC was a team high in 2022. He is one of only seven Georgia Tech QBs since 2000 to complete at least 72% of his passes in a game (min. 15 attempts).

TOP SINGLE-GAME COMPLETION PERCENTAGES — GT HISTORY (MIN. 15 ATT. — SINCE 2000)

Comp.%	Player	Opponent	Date
.875 (14-16)	George Godsey	The Citadel	9/1/01
.784 (29-37)	George Godsey	Virginia	11/9/00
.767 (23-30)	Haynes King	North Carolina	10/28/23
.767 (23-30)	Haynes King	Virginia	11/4/23
.762 (16-21)	George Godsey	Wake Forest	10/14/00
.741 (20-27)	George Godsey	at Wake Forest	11/17/01
.739 (17-23)	Jordan Yates	Kennesaw State	9/11/21
.733 (11-15)	Justin Thomas	Wofford	8/30/14
.733 (11-15)	Tevin Washington	vs. Utah (Sun Bowl)	12/31/11
.731 (19-26)	George Godsey	at Maryland	11/18/00
.727 (24-33)	Jeff Sims	Pitt	10/2/21
.724 (21-29)	Haynes King	S.C. State	9/9/23
.722 (13-18)	Zach Gibson	at North Carolina	11/19/22

RUNNING BACKS

• Georgia Tech has rolled out a platoon of heavy-hitting running backs this season, with as many as four backs getting touches over the first 10 games of the campaign.

RUNNING BACK CORPS. PRODUCTION - 2023

Opponent	Date	# of RBs	Touches	Yards	YPT
Louisville	9/1	4	33	178	5.4
S.C. State	9/9	4	30	267	8.9
Ole Miss	9/16	3	33	125	3.8
Wake Forest	9/23	2	29	128	4.4
Bowling Green	9/30	3	23	71	3.1
Miami (Fla.)	10/7	2	16	57	3.6
Boston College	10/21	3	27	145	5.4
North Carolina	10/28	3	40	275	6.9
Virginia	11/4	3	41	254	6.2
Clemson	11/11	2	24	150	6.3

• r-So. **Jamal Haynes**, who made the switch to running back from wide receiver during the offseason, continues to show his versatility as a runner and a pass-catcher, racking up 900 yards from scrimmage through 10 games.

• Haynes in the top 10 in the ACC in four statistical categories.

JAMAL HAYNES STATISTICAL RANKINGS - 2023

Category	No.	National	ACC
Rushing Yards Per Carry	5.91	28th	4th
Rushing Yards	768	42nd	5th
Rushing Yards/Game	76.8	50th	5th

• Haynes has rushed for 100 yards three times this season, including each of the last two games (a career-high 119 at Virginia on Nov. 4 and 104 last Saturday at Clemson).

• Haynes is the first Yellow Jacket with three 100-yard rushing games in a season since current San Francisco 49ers running back Jordan Mason had three 100-yard rushing games for Tech in 2019.

• Haynes had a touchdown run in four-consecutive games earlier this season (4 yards at Miami (Fla.) on Oct. 7, 16 yards vs. Boston College on Oct. 21, 4 yards vs. North Carolina on Oct. 28, 43 yards at Virginia on Nov. 4) to become the first Yellow Jacket with a rushing touchdown in four-consecutive games since Jerry Howard ran for touchdowns in four-straight contests from Sept. 29-Oct. 25, 2018 (vs. Bowling Green, at Louisville, vs. Duke, at Virginia Tech).

JAMAL HAYNES — GAME-BY-GAME

2023	Rush	Yds.	TD	YPC	Rec.	Yds.	TD	Purp.
Louisville	11	51	0	4.6	4	56	0	107
S.C. State	9	113	1	12.5	2	2	0	146
Ole Miss	19	72	0	3.8	3	28	0	116
Wake Forest	18	95	1	5.3	2	13	0	108
Bowling Green	8	45	0	5.6	1	13	0	58
Miami (Fla.)	7	33	1	4.7	0	0	0	33
Boston College	12	56	1	4.7	1	10	0	66
North Carolina	14	80	1	5.7	1	3	0	83
Virginia	17	119	1	7.0	3	7	0	126
Clemson	15	104	0	6.9	0	0	0	104
Total	130	768	6	5.9	17	132	0	947
Career	130	768	6	5.9	17	132	0	947

• After a injury-riddled slow start to his final collegiate campaign, Smith exploded for 256 rushing yards and three touchdowns over a two-game stretch against No. 17 North Carolina on Oct. 28 (career-high 178 rushing yards and a TD) at Virginia (78 rushing yards and two TD).

• 140 of Smith's 178 rushing yards against UNC came in the fourth quarter, highlighted by a 70-yard touchdown run, which was the longest run of his career (prev.: 51 vs. Western Carolina - Sept. 10, 2022).

• Prior to his 178-yard breakout vs. UNC, Smith had run for 61 yards on 13 carries through the first seven games of the season and had just one carry over the previous five contests.

• Smith's 178 rushing yards against the Tar Heels were the most by a Yellow Jacket since QB Tobias Oliver's 215 rushing yards at Virginia Tech on Oct. 25, 2018 and the most by a Tech running back since Kirvonte Benson's 196 at Pitt on Sept. 23, 2017.

• Smith's 1,492 career rushing yards rank 30th in Georgia Tech history. Last season, he became the 51st player in program history to reach 1,000 yards in his career. He needs just 8 yards to become the 30th Yellow Jacket with 1,500 career rushing yards.

• Smith is averaging 5.8 yards per rush for his career (1,492 yards on 265 carries).

• Smith has scored 15 career rushing touchdowns on just 265 carries (one TD every 17.7 carries).

• Last Saturday at Clemson, Smith scored the 16th touchdown of his career, but the first via reception. His first-career touchdown reception came on a 32-yard catch.

DONTAE SMITH — GAME-BY-GAME

2023	Rush	Yds.	TD	YPC	Rec.	Yds.	TD	Purp.
Louisville	7	18	0	2.6	0	0	0	18
S.C. State	5	32	0	6.4	1	1	0	33
Ole Miss				DNP				
Wake Forest	0	0	0	0.0	0	0	0	0
Bowling Green	0	0	0	0.0	1	15	0	15
Miami (Fla.)				DNP				
Boston College	1	11	0	0	0	0	0	11
North Carolina	22	178	1	8.1	0	0	0	178
Virginia	15	78	2	5.2	3	35	0	113
Clemson	7	16	0	2.3	2	30	1	46
Total	57	333	3	5.8	7	81	1	414
Career	265	1,492	15	5.3	41	304	1	2,110

• Cooley, a transfer from Louisville, also made an instant impact this season, amassing 386 yards from scrimmage (274 rushing, 112 receiving) and four touchdowns (three rushing, one receiving) in nine games as a Yellow Jacket.

• With a total of four touchdowns in his first two games of the season (two on Sept. 1 vs. Louisville, two on Sept. 9 vs. South Carolina State), Cooley became the first Yellow Jacket to score four touchdowns in a two-game span since quarterbacks TaQuon Marshall and Tobias Oliver scored four touchdowns apiece over a two-game span in 2018 against Bowling Green (Sept. 29) and Louisville (Oct. 5).

• Cooley is the first Tech running back to score four touchdowns in a two-game span since 2016, when Dedrick Mills scored one against Clemson (Sept. 22) and three against Miami (Oct. 1).

• With his two touchdown runs against Louisville, Cooley became the first Georgia Tech running back with multiple TD runs in a single game against NCAA Division I FBS competition since current Detroit Lion Jahmyr Gibbs and current Yellow Jacket Dontae Smith ran for two apiece in a 56-33 win over Duke on Nov. 28, 2020.

• Cooley needs just 17 rushing yards to reach the 1,000-yard rushing plateau for his collegiate career, which includes two seasons at Louisville (2021-22).



OFFENSE

TREY COOLEY — GAME-BY-GAME

2023	Rush	Yds.	TD	YPC	Rec.	Yds.	TD	All-Purp.
Louisville	9	52	2	5.8	0	0	0	52
S.C. State	10	93	1	9.3	2	61	1	146
Ole Miss	13	51	0	3.9	4	5	0	56
Wake Forest	7	12	0	1.7	2	8	0	20
Bowling Green	2	3	0	1.5	1	-5	0	-2
Miami (Fla.)	9	24	0	2.7	0	0	0	24
Boston College	12	31	0	2.6	1	37	0	68
North Carolina	2	8	0	4.0	1	6	0	14
Virginia				DNP				
Clemson	0	0	0	0	0	0	0	0
Total	64	274	3	4.3	11	112	1	396
GT Career	64	274	3	4.3	11	112	1	396
NCAA Career	209	983	6	5.0	32	351	4	1,334

• Dickens has carried the ball 11 times for 47 yards over the first 10 games of his career.

WIDE RECEIVERS

• Through 10 games this season, seven Georgia Tech wide receivers have combined to make 156 catches for 1,889 yards and 17 touchdowns.

GEORGIA TECH WIDE RECEIVERS - 2023

	Rec.	Yards	TD	Long
Fr. Eric Singleton, Jr.	38	580	6	58
r-So. Malik Rutherford	38	428	3	55
r-Jr. Dominick Blaylock	19	269	1	34
Jr. Christian Leary	22	304	2	44
r-Jr. Chase Lane	7	105	1	48
r-Jr. Abdul Jannah	6	122	2	33
Jr. Avery Boyd	6	81	2	31
TOTALS	156	1,889	17	55

• Georgia Tech entered the season with five wide receivers on its roster that had seen action as Yellow Jackets. The young but talented corps had combined for 33 receptions and 368 receiving yards over 45 career games (two starts) coming into this season.

• The Yellow Jackets also welcomed four transfers at wideout who combined for 137 receptions for 1,846 over 96 career games and 32 starts prior to their arrival on The Flats this season.

GEORGIA TECH WIDE RECEIVERS EXPERIENCE

	Career Games	Career Starts	Career Rec.	Career Rec. Yds
r-Jr. Dominick Blaylock%	40	10	54	817
r-Jr. Chase Lane^	32	18	55	722
r-Jr. Abdul Jannah@	29	12	57	793
Jr. Christian Leary*	28	1	25	314
r-So. Malik Rutherford	25	8	66	715
Jr. Avery Boyd	25	2	6	81
Fr. Eric Singleton, Jr.	9	7	38	580
r-So. Leo Blackburn	7	1	5	81
r-So. James Blackstrain	6	0	0	0
TOTALS AT GT	99	27	169	2,056
CAREER TOTALS	201	59	306	4,103

* includes 18 games, three catches and 10 yards at Alabama (2021-22)
 ^ includes 27 games, 48 catches and 617 yards at Texas A&M (2019-22)
 % includes 31 games, 35 catches and 548 yards at Georgia (2019-22)
 @ includes 20 games, 51 catches and 671 yards at Duquesne (2020-22)
 Italics denote players that have not seen action this season due to injury

• A true freshman, **Eric Singleton Jr.** is a freshman all-America and ACC Freshman of the Year candidate, as he leads all Georgia Tech players with 580 receiving yards and six touchdown catches over the first nine games of his career.

• Singleton's 64.4 receiving yards per game lead all true freshmen nationally and his six touchdown receptions are tied for the national lead among true freshmen.

RECEIVING YARDS PER GAME — FBS TRUE FRESHMEN, 2023

Player	Team	Rec. Yds./Gm.
1) Eric Singleton Jr.	Georgia Tech	64.4
2) Eugene Wilson III	Florida	59.9
3) Kevin Concepcion	NC State	57.3

TOUCHDOWN RECEPTIONS — FBS TRUE FRESHMEN, 2023

Player	Team	Rec. TD
1) Eric Singleton Jr.	Georgia Tech	6
Kevin Concepcion	NC State	6
3) Eugene Wilson III	Florida	5
4) London Humphreys	Vanderbilt	4

• Singleton's six touchdown receptions are tied for fifth among all players in the ACC and 45th overall nationally.

• Singleton's six touchdown receptions are also just one shy of the Georgia Tech freshman record.

TOUCHDOWN RECEPTIONS BY A FRESHMAN — GT HISTORY

Player	Year	Rec. TD
1) Calvin Johnson	2004	7
Ahmarean Brown	2019	7
3) Eric Singleton Jr.	2023	6

• With touchdown catches in each of Georgia Tech's first five games this season — 5 yds. vs. Louisville (Sept. 1), 40 yds. vs. S.C. State (Sept. 9), 15 yds. at Ole Miss (Sept. 16), 31 yds. at Wake Forest (Sept. 23) and 53 yds. vs. Bowling Green (Sept. 30) — Singleton became the first Yellow Jacket ever with a touchdown reception in each of the first five games of his career.

• Singleton also became the first Yellow Jacket with a touchdown reception in five-consecutive games since Kelly Campbell caught touchdown passes in six-straight games in 2000 (Sept. 30 vs. North Carolina-Nov. 18 vs. Maryland).

• *Pro Football Focus* grades Singleton as the No. 6-ranked receiver in the ACC (min. 30 targets) with a 75.6 receiving grade through nine games played. (*Grades from 70-79 are considered above average in PFF's grading scale*)

• Singleton set career highs with eight receptions for 117 yards against No. 17 North Carolina (Oct. 28). All eight catches came in the Yellow Jackets' 24-point second quarter.

ERIC SINGLETON, JR. — GAME-BY-GAME

2023	Rec.	Yds.	TD	Avg.	Long
Louisville	2	34	1	17.0	29
S.C. State	3	39	1	23.0	40
Ole Miss	5	97	1	19.4	51
Wake Forest	4	50	1	12.5	31
Bowling Green	4	85	1	21.3	53
Miami (Fla.)	2	20	0	10.0	14
Boston College				DNP	
North Carolina	8	117	0	14.6	43
Virginia	5	80	1	16.0	58
Clemson	5	28	0	5.6	11
Total	38	580	6	15.3	58
Career	38	580	6	15.3	58

• r-So. **Malik Rutherford** is tied with Singleton for Georgia Tech's team lead with 38 receptions this season and ranks second only to Singleton on the squad with 428 receiving yards this season.

• Rutherford matched a career high with six receptions, fell just 2 yards shy of a career high with 83 receiving yards and set a new career high with two touchdown catches in Tech's win over No. 17 North Carolina (Oct. 28).

• Rutherford joined r-Jr. TE **Brett Seither**, who also had two TD catches against UNC, as the first Yellow Jackets with multiple touchdown receptions in a game since current Washington Commander WR Kyric McGowan had two TD catches at Virginia on Oct. 23, 2021.

MALIK RUTHERFORD — GAME-BY-GAME

2023	Rec.	Yds.	TD	Avg.	Long
Louisville	5	85	0	17.0	55
S.C. State	5	60	0	12.0	19
Ole Miss	4	34	0	8.5	17
Wake Forest	2	11	0	5.5	13
Bowling Green	6	67	1	11.2	20
Miami (Fla.)	3	33	0	11.0	30
Boston College	3	43	0	14.3	17
North Carolina	6	83	2	13.8	42
Virginia	3	16	0	5.3	11
Clemson	1	-4	0	-4.0	0
Total	38	428	3	11.8	55
Career	66	715	3	10.8	55

• Jr. **Christian Leary** joins Rutherford as the only two Yellow Jackets that have caught at least one pass in all 10 games this season. Leary ranks third on the squad with 22 receptions and 304 receiving yards this season.

• After not catching a pass over the first 17 games of his collegiate career, Jr. **Avery Boyd** broke out over his 18th and 19th games with the first two receptions of his career — a 14-yard touchdown at Ole Miss (Sept. 16) and a career-long 31-yard catch at Wake Forest (Sept. 23).

• Boyd hauled in his second touchdown of the season and his career with a 19-yard TD catch versus Boston College (Oct. 21).

• In all, Boyd has a reception in six of the last eight games after not hauling in a pass over the first 17 games of his career.

• After hauling in 10 touchdown receptions over the past three seasons at Duquesne (including nine last season), r-Jr. **Abdul Jannah** has caught a touchdown pass in two of the last six games for Georgia Tech — a 33-yarder at Wake Forest (Sept. 23) and a 16-yarder against Bowling Green (Sept. 30).

TIGHT ENDS

• Georgia Tech's tight ends room is led by Sr. **Dylan Leonard**, who is in his fifth season with the Yellow Jackets.

• Leonard, a former walk-on, has caught 39 passes for 355 yards over 38 games and 28 starts as a Yellow Jacket, including 12 catches for 122 yards in 10 starts this season (all tops among Georgia Tech TEs in 2023).

• While he has been praised by coaches throughout the season for his play, particularly as a blocker, Leonard has also gotten hot as a pass-catcher with receptions in eight of the last 10 games.

• Last Saturday at Clemson, Leonard hauled in the first touchdown reception of his 38-game collegiate career, a 4-yarder.

• Last month, Leonard was named one of 20 semifinalists for the 2023 Jason Witten Collegiate Man of the Year award, which recognizes college football's best leader.

OFFENSE

- r-Jr. **Brett Seither**, who saw action in 27 games at Georgia over the past four seasons (2019-22), has caught four touchdown passes in 10 games as a Yellow Jacket.
- Four of Seither's six total receptions this season have been touchdowns. His four TD receptions are tied for 12th nationally and second in the ACC among tight ends.
- Seither had his best game as a Yellow Jacket against No. 17 North Carolina (Oct. 28), hauling in two receptions — both touchdowns — for 40 yards.
- Seither's 35-yard touchdown catch on a fourth-and-two play in the second quarter against UNC was the second-longest reception of the season by a Georgia Tech TE (behind only Sr. **Luke Benson's** 38-yard reception at Wake Forest on Sept. 23).
- Seither's 5-yard touchdown catch on third-and-goal with 4:28 to go in the game proved to be the game-winner in the Yellow Jackets' 46-42 win over the 17th-ranked Tar Heels.
- In his Georgia Tech debut versus Louisville (Sept. 1), Seither caught a 2-yard touchdown pass. His touchdown reception was the first by a Tech tight end since Dylan Deveney caught an 18-yard touchdown pass against Pitt on Dec. 10, 2020.
- Seither hauled in his second touchdown in as many receptions as a Yellow Jacket with an 8-yard TD catch against S.C. State (Sept. 9).
- Seither's only non-touchdown catches of the season have on a 16-yard reception at No. 17 Ole Miss (Sept. 16) and a 7-yard catch at Virginia (Nov. 4).
- Following the Ole Miss game, Seither went four games without a reception before the two-touchdown day versus UNC.
- Seither is the first Georgia Tech tight end with multiple touchdowns in a season since Jonh Paul Foschi caught two touchdown passes in 2003 and the first Tech TE with multiple TD catches in a game since at least 2000.
- In all, Seither's 73 receiving yards rank second among Georgia Tech tight ends this season, while his six receptions are tied with Sr. **Luke Benson** for second among Tech's TEs.

OFFENSIVE LINE

- Through 10 games, Georgia Tech's offensive line has surrendered just 12 sacks. Tech had only allowed eight sacks entering last Saturday at Clemson before giving up four - its most all season.
- The Yellow Jackets are second in the ACC and rank 16th nationally in fewest sacks allowed (1.20/gm).
- Georgia Tech's offensive front is one of the most improved units in NCAA Division I FBS this season, as the Yellow Jackets are allowing more than two fewer sacks per game than they surrendered in 2022.

MOST IMPROVED OFFENSIVE LINES, FBS (SACKS)

Team	2022	2023	Difference
	Sacks/Gm	Sacks/Gm	
1. Colorado State	4.92	1.30	-3.62
2. Boston College	3.83	1.10	-2.73
3. Liberty	3.15	0.80	-2.35
4. New Mexico	3.58	1.40	-2.18
5. Georgia Tech	3.25	1.20	-2.05
6. Kentucky	3.54	1.60	-1.94
7. UNLV	3.08	1.30	-1.78
8. Miami (Fla.)	3.00	1.30	-1.70
9. Georgia State	2.92	1.30	-1.62
10. San Jose State	3.50	1.90	-1.60

Research courtesy of the University New Mexico

- The Yellow Jackets have held opponents without a sack four times overall this season (Sept. 9 vs. S.C. State, Sept. 23 at Wake Forest and Oct. 21 vs. Boston College and Oct. 28 against No. 17 North Carolina) and six times in its last 21 games (including last season vs. Western Carolina on Sept. 10 and at No. 13 North Carolina on Nov. 19).
- Prior to holding six of its last 21 opponents without a sack, the Jackets had surrendered at least one sack in 19-straight games, dating back to 2020.
- The Yellow Jackets' defensive front has stood up to some of the ACC's top pass rushes this season.
 - On Sept. 23, Tech held Wake Forest without a sack after the Demon Deacons entered the game leading the nation in sacks with 16 through four games.
 - Tech was also stout in the trenches against No. 17 Miami (Fla.) on Oct. 7, allowing just one sack against a Hurricanes defense that ranks second in the ACC with 3.2 sacks per game this season.
- In addition to not allowing a sack vs. No. 17 North Carolina (Oct. 28), Georgia Tech's offensive front paved the way for the Yellow Jackets to rush for 348 yards, its highest single-game rushing total since they had 377 yards on the ground against Duke on Nov. 28, 2020.
- A whopping 246 of Tech's 348 rushing yards against UNC came in the fourth quarter. The 246 rushing yards in the final period alone were more than the Yellow Jackets recorded in five of their previous seven full games this season (they only had more total rushing yards against South Carolina State (268 - Sept. 9) and Boston College (248 - Oct. 21)).
- Georgia Tech's offensive front followed up the 348-yard rushing performance against UNC by paving the way for the Yellow Jackets to rush for 305 yards and five touchdowns at Virginia (Nov. 4).
- Tech's back-to-back 300-yard rushing games at UNC and UVA marked the first time that the Yellow Jackets had at least 300 rushing yards in consecutive games since Oct. 25 and Nov. 3, 2018 at Virginia Tech (465) and North Carolina (461).

- Tech's five touchdown runs at UVA marked only the second time since the beginning of the 2019 season that the Yellow Jackets scored five or more rushing touchdowns in a game (prev. 5 vs. Western Carolina, 2022).
- One of the most experienced overall positions on Georgia Tech's roster, the offensive linemen on the Yellow Jackets' 2023 roster have combined for 222 collegiate games played and 139 starts.

GEORGIA TECH OFFENSIVE LINE START CHART

	Career Games	Career Starts	2023 Starts	Consec. Starts
RT/RG Jordan Williams	40	37	7	3
RT/RG Connor Scaglione#	42	30	9	9
C Weston Franklin	27	22	10	21
LT Corey Robinson II	21	13	1	—
RG Joe Fusile	20	18	10	10
LT/RT Jakiah Leftwich	19	8	4	—
LT Ethan Mackenny	10	9	9	9
RG Paul Tchio^	18	2	—	—
OL Jordan Brown@	7	—	—	—
C Brandon Best	12	—	—	—
LT Tyler Gibson	4	—	—	—
OL Will Scissum	1	—	—	—
OL Gabe Fortson	1	—	—	—
TOTALS AT GT	158	117		
CAREER TOTALS	222	139		

includes 32 games and 21 starts at Princeton (2018-22)

^ includes 14 games and one start at Clemson (2020-21)

@ includes seven games at UNC Charlotte (2021-22)

- Through nine games, r-So. LG **Joe Fusile** is graded as the eighth-best run-blocker (66.1) and the 11th-best pass-blocker (76.3) in the ACC (min. 600 snaps), according to *Pro Football Focus*. (Grades from 70-79 are considered above average in PFF's grading scale)
- Through 10 games, r-So. LG **Joe Fusile** is graded as the 13th-best pass-blocker (75.2) and 18th-best run-blocker (65.9) in the ACC (min. 600 snaps), according to *Pro Football Focus*. (Grades from 70-79 are considered above average in PFF's grading scale)
- Among ACC guards, Fusile is rated as the sixth-best pass blocker and seventh-best run-blocker (min. 600 snaps).
- Against Louisville (Sept. 1), Fusile earned the best run-blocking grade (86.1) in the ACC and ranked 16th nationally among all run-blockers nationally according to PFF.
- Joining Fusile in the PFF rankings is Jr. C **Weston Franklin**, who ranks as the 18th-best pass blocker (73.1) and 25th-best run blocker (61.6) in the ACC (min. 600 snaps).
- Among ACC centers, Franklin is the sixth-best pass blocker (min. 600 snaps).
- Franklin was named ACC Offensive Lineman of the Week following his performance in the 46-42 win over No. 17 North Carolina (Oct. 28).
- Two of Georgia Tech's biggest runs in the dominant 246-yard final period against UNC — 70-yard touchdown by RB **Dontae Smith** and a 52-yard gallop by QB **Haynes King** that set up his 5-yard game-winning touchdown pass to tight end **Brett Seither** with 4:28 to go in the game — featured key blocks up the middle by Franklin.
- Franklin also joined Fusile at the top of PFF's Week 1 grade sheet, earning the third-best run-blocking grade in the ACC (77.9 - good for eighth nationally) for his performance against Louisville.

DEFENSE

TEAM

• Georgia Tech's defense ranks in the top 20 nationally in all three turnover categories — fumble recoveries, interceptions and total takeaways.

DEFENSIVE STATISTICAL RANKINGS — 2023 (FBS)

Category	No.	Nat'l	ACC
Takeaways	19	11th	2nd
Fumbles Recovered	8	15th	2nd
Interceptions	11	19th	4th

• The Yellow Jackets forced a whopping 10 turnovers during a three-game stretch earlier this season, thanks to five takeaways apiece at Wake Forest (Sept. 23) and Miami (Fla.) (Oct. 7).

• Tech's 10 takeaways in that three-game stretch marked the second time in the past two seasons that it has forced 10 turnovers over a three-game span. The Jackets also forced a total of 10 turnovers last season vs. Virginia (4 - Oct. 20), at Florida State (2 - Oct. 29) and at Virginia Tech (4 - Nov. 5).

• Prior to accomplishing the feat twice in the past two seasons, Georgia Tech had not forced 10 turnovers in a three-game stretch since 2014, when it totaled 11 takeaways at Pitt (6 - Oct. 25), vs. Virginia (2 - Nov. 1) and at NC State (3 - Nov. 8).

• The Yellow Jackets have forced 10 turnovers in three games just eight times since 2000 (2023, 2022, 2014, 2009, 2008 - twice, 2005 and 2002).

• Georgia Tech's five takeaways against Wake Forest and Miami mark only the eighth and ninth times since 2000 that the Yellow Jackets have forced as many as five turnovers in a single game.

• Prior to this season, Tech had not forced as many as five turnovers in a game since it also forced five turnovers in a 56-33 win over Duke in 2020 (Nov. 28) and hadn't done it in a road game since it forced six in a 56-28 win at Pitt in 2014 (Oct. 25).

• The Yellow Jackets have forced as many as five turnovers in a game twice in one season for the first time since 1996 (5 vs. Virginia - Oct. 5 and 5 vs. UCF - Oct. 26).

• Georgia Tech is 4-0 this season when it forces multiple turnovers in a game (2 vs. S.C. State - Sept. 9, 5 at Wake Forest - Sept. 23, 5 at Miami (Fla.) - Oct. 7, 3 at Virginia - Nov. 4).

• As one of the nations leaders in takeaways (t-11th - 19), Georgia Tech is picking up right where it left off last season, when it finished tied for seventh nationally with 24 forced turnovers.

• Becoming one of the nation's best teams in forcing turnovers over the past season-and-a-half is particularly noteworthy for Georgia Tech, which finished 102nd nationally with just 13 takeaways in 12 games just three seasons ago (2020).

• Since the beginning of the 2020 season, Georgia Tech has forced an average of 3.1 turnovers per game in wins but has averaged just 1.0 takeaways per game in losses.

• Tech has finished among the top 25 nationally in fumble recoveries each of the past three seasons — No. 2 nationally with 12 in 2020, tied for 16th with 10 in 2021 and tied for seventh with 13 in 2022.

• Since 2019, no team in the country has had more fumble recoveries than the Yellow Jackets' 51.

MOST FUMBLE RECOVERIES SINCE 2019 (FBS)

1.	Georgia Tech	51
2.	Notre Dame	50
3.	Wake Forest	47
4.	Illinois	45

• In its first game under new defensive coordinator **Kevin Sherrer**, Georgia Tech not only forced five turnovers, but held No. 17 Miami to its second-lowest point total (20) of the season in its 23-20 win over the Hurricanes on Oct. 7.

• Georgia Tech turned in its best all-around defensive performance of the season against NCAA Division I FBS competitor in its 30-16 win at Wake Forest (Sept. 23).

• The 16 points, 386 total yards, 224 rushing yards and 162 passing yards allowed at Wake were all season lows for Georgia Tech's defense against FBS opponents.

• The 16 points, 386 total yards and 162 passing yards were also season lows for Wake Forest's offense.

• Wake's 16 points were the fewest that it has scored in a game since a 37-13 loss to Clemson in the 2020 season opener.

• Georgia Tech had eight sacks at Wake Forest, which is tied for the fifth-most in school history.

MOST SINGLE-GAME SACKS — GT HISTORY

Sacks	Opponent	Year	Result
1.	11	Maryland	1993 W, 38-0
	11	Maryland	1990 W, 31-3
3.	9	Notre Dame	2007 W, 33-3
	9	NC State	1985 W, 28-18
5.	8	Wake Forest	2023 W, 30-16
	8	North Carolina	2021 W, 45-22
	8	Duke	2007 W, 41-24
	8	Duke	2000 W, 45-10
	8	NC State	1992 W, 16-13

• The Yellow Jackets' eight sacks at Wake Forest are tied for the fourth-most by an FBS team this season.

MOST SINGLE-GAME SACKS — 2023 (FBS)

Sacks	Team	Opp.	Date
1.	10	Wake Forest	Old Dominion Sept. 16
2.	9	Troy	La.-Monroe Nov. 11
	9	North Carolina	South Carolina Sept. 2
4.	8	Virginia Tech	Syracuse Oct. 26
	8	Nebraska	Northwestern Oct. 21
	8	UTEP	FIU Oct. 11
	8	Navy	North Texas Oct. 7
	8	Georgia Tech	Wake Forest Sept. 23
	8	Southern Cal	Arizona State Sept. 23
	8	Nebraska	Colorado Sept. 9

INDIVIDUAL

• r-Sr. DB **Jaylon King** continued his impressive campaign with his fourth interception of the season last Saturday at Clemson.

• King's four interceptions this season are tied for second in the ACC and 12th nationally.

• King's four INTs are also the most by a Yellow Jacket in a season since Jamal Golden and D.J. White had four apiece in 2014.

• King is tied for first in the ACC and eighth nationally with two fumble recoveries this season.

• King also ranks third in the ACC with 11 passes defended this season (1.10/game).

• Before picking off his fourth pass of the season at Clemson, King stuffed the stat sheet two games ago at Virginia (Nov. 4), recording seven tackles, four pass breakups, an interception and a fumble recovery in the Yellow Jackets' 45-17 win.

• King is the only NCAA Division I FBS player this season to record as many as four pass breakups, an interception and a fumble recovery in the same game.

• King's five passes defended at UVA are tied for the second-most nationally in a single game this season, behind only Pitt's M.J. Devonshire's six vs. Louisville on Oct. 14.

• King was named ACC co-Defensive Back of the Week after also intercepting a pass and recovering a fumble in Tech's 30-16 road win at Wake Forest (Sept. 23).

• King was originally credited with two interceptions in the win at Wake, but one of the INTs was officially changed to a fumble recovery nearly two weeks after the game.

• King officially got his second interception of the season with a pickoff that he returned 66 yards to set up a fourth-quarter field goal in Georgia Tech's 23-20 win at No. 17 Miami (Oct. 7).

• King is tied for the team lead with 56 tackles.

• King ranks 11th among ACC safeties with a 71.7 overall defensive grade from *Pro Football Focus*. (min. 500 snaps). (Grades from 70-79 are considered above average in PFF's grading scale)

• Through 10 games this season, PFF ranks So. DB **Clayton Powell-Lee** as the No. 12 overall defender (78.4) in the ACC and the fourth-best safety in the conference (min. 500 snaps). (Grades from 70-79 are considered above average in PFF's grading scale)

• With 25 stops in the last four games, Powell-Lee is tied with King for the team lead with 56 tackles this season.

• A freshman all-American last season, Powell-Lee picked up right where he left off in 2022 with five tackles, an interception and a pass breakup in the season opener versus Louisville (Sept. 1).

• PFF ranks r-Sr. DB **Myles Sims** (73.9) and r-Jr. DB **K.J. Wallace** (70.0) as the No. 15 and 24 overall defenders in the ACC, respectively (min. 500 snaps).

• Amongst cornerbacks, Sims ranks 10th and Wallace ranks 15th in the ACC, according to PFF.

• Wallace ranks third on the team and is tied for 19th in the ACC with six passes defended (.67/gm).

• Jr. DB **LaMiles Brooks** has matched a career high with nine tackles three times in the last eight games — Sept. 16 at No. 17/19 Ole Miss, Sept. 30 vs. Bowling Green and Oct. 28 vs. No. 17 North Carolina (prev.: vs. Virginia — Oct. 20, 2022).

• Brooks ranks second on the team and is tied for 18th in the ACC with seven passes defended (.70/gm).

• For the season, Tech's three primary safeties — Powell-Lee (56), King (56) and Brooks (50) — rank first, first and fourth on the team in tackles.

DEFENSE

- Jr. DL **Kyle Kennard** is tied for first in the ACC and eighth nationally with two fumble recoveries this season.
- Kennard is also tied for eighth in the ACC with with 6.0 sacks this season (.60 per game).
- Kennard leads Georgia Tech in tackles for loss (8.5) and sacks (6.0) and is tied for the team lead with two forced fumbles and two fumble recoveries.
- Kennard has a ledger full of standout performances this season, highlighted by his game-changing fumble recovery in the final minute of Georgia Tech's 23-20 win at No. 17 Miami (Fla.) on Oct. 7.
- Kennard's recovery of r-Sr. LB **Paul Moala's** forced fumble with 26 seconds remaining set up Georgia Tech's game-winning 74-yard touchdown drive.
- Twice in the first four games of this season, Kennard pulled off a rare feats in Georgia Tech, with an interception, forced fumble and fumble recovery against South Carolina State (Sept. 9) and 4.0 sacks at Wake Forest (Sept. 23).
- Kennard's 4.0 sacks in the Yellow Jackets' 30-16 win at Wake Forest remain tied for the most by an NCAA Division I FBS player this season.

MOST SINGLE-GAME SACKS — 2023 (FBS)

No.	Player	Team	Opp.	Date
1)	4.0 Kyle Kennard	Ga. Tech	W. Forest	Sept. 23
	4.0 Antwaun Powell-Ryland	Va. Tech	W. Forest	Oct. 14
	4.0 Javon Solomon	Troy	La.-Monroe	Nov. 11
4)	3.5 Five tied			

- Kennard's 4.0 sacks against Wake Forest are tied for the third-most in Georgia Tech single-game history, just one shy of the single-game school record that is shared by his position coach, current Tech defensive line coach **Marco Coleman**, and were the most by a Yellow Jacket since Jeremiah Attaochu had 4.0 against Georgia on Nov. 30, 2013.

MOST SINGLE-GAME SACKS — GT HISTORY

Sacks	Player	Opponent	Date
1)	5.0 Marco Coleman	Maryland	10/9/90
	5.0 Pat Swilling	NC State	9/14/85
3)	4.0 Kyle Kennard	Wake Forest	9/23/23
	4.0 Jeremiah Attaochu	Georgia	11/30/13
5)	3.0 15 tied		
	mr: Keion White	North Carolina	11/19/22

- In addition to the 4.0 sacks, Kennard also matched a career high with eight total tackles (prev.: vs. Louisville - Sept. 1) and forced a fumble in the win over Wake Forest.
- Kennard pulled off a rare trifecta with his interception, forced fumble and fumble recovery in the Yellow Jackets' 48-13 win over S.C. State.
- Both Kennard's interception in the first quarter and his forced/fumble in the third quarter against S.C. State led directly to Georgia Tech touchdowns.
- The interception, forced fumble and fumble recovery were all career firsts for Kennard, who was playing in his 32nd career game.
- Kennard is only the second Yellow Jacket since 2000 with an interception, forced fumble and fumble recovery in a game, joining Bruce Jordan-Swilling, who pulled off the trifecta at Virginia on Nov. 4, 2017.

- Kennard is one of five Yellow Jackets in the last 18 games with an interception and a fumble recovery in the same game (joining Charlie Thomas – Oct. 1, 2022 vs. Pitt, LaMiles Brooks – Oct. 20, 2022 vs. Virginia, Clayton Powell-Lee vs. Virginia Tech – Nov. 5, 2022 and Jaylon King vs. Wake Forest - Sept. 23, 2023 and Virginia - Nov. 4, 2023).

- However, prior to five Tech players recording an interception and a fumble recovery in the last 18 games, only two other Yellow Jackets had accomplished the feat since 2000 (Quayshawn Nealy – Oct. 19, 2013 vs. Syracuse and Nov. 8, 2014 vs. NC State and Jordan-Swilling – Nov. 4, 2017 vs. Virginia).

- In recognition of his impressive achievement against S.C. State, Kennard was named ACC Defensive Lineman of the Week for the first time in his career.

- Moala, who tore both of his Achilles tendons in the span of 11 months while playing at Notre Dame in 2020 and 2021, and transferred to Tech this year after one season at Idaho, is quietly putting together a big season for the Yellow Jackets.

- Moala ranks second on the team in tackles for loss (7.0), is tied for third on the team in sacks (2.0) and is sixth on the squad in total tackles (45 - second-most among GT's linebackers). He also leads the Yellow Jackets in QB hurries (4) and has a pair of pass breakups and to go along with the game-changing forced fumble at Miami.

- r-Fr. LB **Kyle Efford**, who only made his first career start four games ago versus Boston College (Oct. 21), has racked up 53 tackles this season, which ranks third on the team (most among GT linebackers) despite coming off the bench for the first six games of the campaign.

- In the third-straight start of his career at Virginia (Nov. 4), Efford shattered his previous career high with 10 tackles (prev.: 7 vs. South Carolina State - Sept. 9).

- Sr. LB **Andre White**, a transfer from Texas A&M, has racked up 2.5 sacks — good for second on the team — in limited playing time this season.

- White stuffed the stat sheet with four tackles, including 1.5 sacks, and a forced fumble at Wake Forest (Sept. 23).

- *Pro Football Focus* rated Jr. LB **Trenilyas Tatum** as the fourth-best linebacker in the ACC and No. 14 overall defender in the conference for Week 1 with a 79.0 defensive grade after tallying a game-high-tying eight tackles in the season opener versus Louisville (Sept. 1).

- So. DL **Eddie Kelly**, a transfer from South Florida, turned in perhaps the best showing of his young career with nine tackles and 1.5 tackles for loss — the former a game-high and the latter a team-high — last Saturday at Clemson.

- Kelly's nine tackles against Clemson matched a season high (prev.: 9 vs. South Carolina State - Sept. 9), while his 1.5 TFL were just a half-stop short of his season high (2.0 vs. S.C. State).

- For the season, Kelly ranks third on the team in TFL (5.0) and is fourth on the squad in sacks (1.5).

- Three different Georgia Tech defensive linemen matched or set career highs for tackles at Wake Forest (Sept. 23) — Jr. **Zeek Biggers** (9 - prev.: 6 vs. Ole Miss – Sept. 17, 2022), Kennard (8 - prev.: 8 vs. Louisville - Sept. 1) and Jr. **Makius Scott** (7 - prev.: 5 at Ole Miss - Sept. 16).

- R-Jr. DL **D'Quan Douse** turned in one of the best performances of his career at Ole Miss (Sept. 16), setting a career high with eight tackles from his defensive tackle position (prev.: seven at Virginia Tech – Nov. 5, 2022).

- A fifth-year senior from Ruisbroek, Belgium, **Sylvain Yondjoen** entered this season as one of the oldest players in college football at 25 years of age.

- Born on June 21, 1998, Yondjoen is the fourth-oldest player in the ACC, the third-oldest defensive lineman in the nation (behind USC's Tyrone Taleni - 27 and Baylor's David Marshall - 25) and the 28th-oldest player in NCAA Division I FBS.

OLDEST STUDENT-ATHLETES, ACC FOOTBALL (2023)

Player, Pos., School	Age	Birthdate
1. Matt Ganyard, PK, Virginia	34	4/18/89
2. Cam McCormick, TE, Miami (Fla.)	25	4/2/98
3. Bradley Rozner, WR, NC State	25	4/14/98
4. Sylvain Yondjoen, DL, Georgia Tech	25	6/21/98

- Yondjoen sustained a season-ending knee injury in Georgia Tech's season opener against Louisville (Sept. 1). He plans to medically redshirt and return to Georgia Tech for a sixth season in 2024.

2023 HONORS AND AWARDS
IN-SEASON
Jason Witten Collegiate Man of the Year Semifinalist

(Leadership — one of 20 semifinalists nationwide)

Sr. TE Dylan Leonard

Burlsworth Trophy Nominee (Current/Former Walk-On)

r-So. OL Joe Fusile

Walter Camp National Offensive Player of the Week

r-So. QB Haynes King (Oct. 28 vs. North Carolina)

Davey O'Brien National Quarterback of the Week

r-So. QB Haynes King (Oct. 28 vs. North Carolina)

Davey O'Brien Award Great 8 (Top eight QBs of the Week)

r-So. QB Haynes King (Oct. 28 vs. North Carolina)

Manning Award Star (Top eight QBs of the Week)

r-So. QB Haynes King (Oct. 28 vs. North Carolina)

Earl Campbell Tyler Rose Award Player of the Week

(Player of the Week that plays in, or is from, the state of Texas)

r-So. QB Haynes King (Oct. 28 vs. North Carolina)

ACC Quarterback of the Week

r-So. QB Haynes King (Oct. 28 vs. North Carolina)

ACC Offensive Lineman of the Week

Jr. C Weston Franklin (Oct. 28 vs. North Carolina)

ACC Defensive Lineman of the Week

Jr. DL Kyle Kennard (Sept. 9 vs. South Carolina State)

ACC co-Defensive Back of the Week

r-Sr. DB Jaylon King (Sept. 23 at Wake Forest)

PRESEASON
Chuck Bednarik Award Watch List (Defensive Player)

Jr. DB LaMiles Brooks

Doak Walker Award Watch List (Running Back)

r-Sr. RB Dontae Smith

Comeback Player of the Year Watch List

r-Sr. DB Jaylon King

Wuerffel Trophy Watch List (Community Service)

Jr. DB LaMiles Brooks

AFCA Good Works Team Nominee (Community Service)

Jr. DB LaMiles Brooks

Campbell Trophy Nominee (Academics)

Jr. PK Gavin Stewart

Senior Bowl Watch List

Jr. DB LaMiles Brooks

Sr. TE Dylan Leonard

r-Jr. DB Kenyatta Watson II

Jr. OL Jordan Williams

Sr. DL Sylvain Yondjoen



SPECIAL TEAMS

- A place where Georgia Tech has found a significant advantage this season is in the punt game.
- The Yellow Jackets are averaging 13.38 yards per punt return this season, good for 19th nationally.
- Tech's national punt return ranking continues to rise after the Jackets finished last in the ACC and 121st nationally in punt returns in 2021. Last season, the Yellow Jackets ranked 39th nationally in punt return average (9.33 avg.).
- When punting, the Jackets are limiting opponents to an average of 5.67 yards per return.
- Overall, the Jackets are averaging 39.8 net yards per punt, while their opponents are averaging 35.5 net yards per punt. With Tech and its opponents averaging 3.7 and 3.4 punts per game, respectively, that equals an average advantage of plus-15.5 yards per contest for Georgia Tech in the punt game.
- Individually, r-Jr. **Dominick Blaylock** averages 12.7 yards per punt return, which would rank third in the ACC and 12th nationally, but he falls just shy of the NCAA requirement of 1.2 returns per game.
- Jr. **Christian Leary** ranks third in the ACC and 40th nationally in combined kick-return yards with 348 (all on kickoff returns - 21.8-yard average).
- Jr. P **David Shanahan** is averaging 42.7 yards per punt, with 12 of his 36 kicks (33.3%) being downed inside the 20 yard line.
- Shanahan boomed his best kick of the year against No. 17 North Carolina (Oct. 28) with a season-long 61-yarder. Kicking from Georgia Tech's own 35-yard line his 61-yard bomb was downed at Tar Heels' 4.
- The 61-yard punt against UNC was the fourth-longest of Shanahan's career, behind only a 71-yarder at Duke and a 65-yarder versus Northern Illinois (in his first-ever American football game) in 2021 and a 65-yarder at Georgia in 2022.
- Georgia Tech did not punt in its 48-13 win over South Carolina State (Sept. 9), which marked the first time that the Yellow Jackets have not punted in a game since a 66-31 win at Louisville on Oct. 5, 2018.
- On kickoffs, Georgia Tech has also forced its opponents into undesirable field position thanks to Jr. PK **Gavin Stewart**, who has put 39 of his 51 kickoffs into the end zone for touchbacks this season (.765).
- Since becoming Georgia Tech's primary kickoff specialist in 2021, Stewart has forced touchbacks 97 of his 143 kickoffs (.678). Of his other 46 kickoffs, nine have been fair-caught, meaning that just 37 of his 143 kickoffs (.259) have been returned.
- r-Fr. PK **Aidan Birr** made his collegiate debut in the second half of the Yellow Jackets' Sept. 9 game vs. South Carolina State and has remained as the Jackets' primary place kicker.
- Over the first nine games of his career, Birr is 10-for-11 on field-goal attempts (his only miss coming on a block). He is also 28-for-29 on PAT attempts (his only miss coming on an errant snap).
- Birr was a perfect 3-for-3 on field goal attempts in Georgia Tech's 30-16 win at Wake Forest (Sept. 30), connecting from 25, 27 and 48.

- Birr's 48-yard field goal in the second quarter against Wake Forest was the longest by a Yellow Jacket since Wesley Wells' 48-yarder vs. Virginia on Nov. 17, 2018.
- Much like his 48-yarder at Wake Forest, Birr made a crucial 40-yard field goal as time expired in the first half against No. 17 North Carolina (Oct. 28) to pull Tech within four points at halftime (28-24) of its eventual 46-42 victory.
- Birr also took over kickoff duties for the first time in his career versus UNC, launching two for a touchback and a fair catch
- Georgia Tech has lived up to its reputation as one of the most effective kick-blocking units in the nation this season with four blocks in 10 games (a PAT block by **Jaylon King** vs. South Carolina State on Sept. 9, a field goal block by **Zeek Biggers** at Ole Miss on Sept. 16, a punt block by **Abdul Janneh** vs. North Carolina on Oct. 28 and a field goal block by **Rodney Shelley** at Clemson last Saturday).
- The Yellow Jackets are tied for No. 2 nationally and atop the ACC and with four blocked kicks this season. They are one of only five NCAA Division I FBS teams that have blocked as many as four kicks in 2023.

MOST BLOCKED KICKS (FBS - 2023)

1. Illinois	5
2. Georgia Tech	4
Buffalo	4
Oklahoma State	4
South Carolina	4

- Tech has blocked 12 kicks in the last 51 games.
- Prior to blocking 12 kicks in the past 51 games, Georgia Tech had gone 21 games between block kicks.
- Since the beginning of the 2013 season, Georgia Tech has blocked 31 kicks, which is good for third-most by an NCAA Division I FBS team during that span.

MOST BLOCKED KICKS SINCE 2013 (FBS)

Temple	34
Oklahoma State	32
Georgia Tech	31
Texas A&M	30
Indiana	29
North Texas	28
Rutgers	28
USC	28
Air Force	27
BYU	26
Northern Illinois	24

HALL OF FAME SALUTE TO PAUL JOHNSON

Georgia Tech's National Football Foundation On-Campus Hall of Fame Salute to **Paul Johnson** was held in conjunction with the Yellow Jackets' home game versus North Carolina on Oct. 28.

The NFF Hall of Fame On-Campus Salute is one of the College Football Hall of Fame's most time-honored traditions, dating back to the Hall of Fame's inaugural class in 1951. As part of the festivities, Johnson – who has been selected for induction to the College Football Hall of Fame in December – was honored during an in-game, on-field ceremony last Saturday at Bobby Dodd Stadium at Hyundai Field. As part of the ceremony, he was presented with his Hall of Fame plaque.

In his first year of eligibility for enshrinement, Johnson will become Georgia Tech's 20th College Football Hall of Fame inductee and its third in the last 10 years, joining quarterback Joe Hamilton (2014) and wide receiver Calvin Johnson (2018). He is the fourth Georgia Tech head coach to be enshrined (joining John Heisman, William Alexander and Bobby Dodd), but the first since Dodd in 1993.

Utilizing his patented spread option offense, Johnson compiled a career record of 189-99 (.656) in 22 seasons as a head coach, including an 82-60 record in 11 seasons at Georgia Tech (2008-18). His 82 wins are the fourth-most in Tech history, behind only Dodd (165), Alexander (134) and Heisman (102), while only Dodd won more games in his first 11 seasons on The Flats (91). Johnson's .577 winning percentage with the Yellow Jackets ranks fifth in program history, behind only Heisman (.764), Dodd (.713), George O'Leary (.612) and Alexander (.580). Under Johnson, the Yellow Jackets compiled two of the nine 10-win seasons and one of the five 11-win campaigns in Georgia Tech's 130-year football history.

He led the Jackets to nine bowl appearances and three Atlantic Coast Conference Championship Games and was named ACC Coach of the Year three times (2008, 2009 and 2014) during his 11 seasons at Tech. He was selected as National Coach of the Year by CBS Sportsline in 2008, marking the second time in his career that he received National Coach of the Year honors (Bobby Dodd National Coach of the Year – 2004, Navy).

Johnson's 22-year career as a head coach also included ultra-successful stints at Georgia Southern (1997-2001) and the U.S. Naval Academy (2002-07). In five seasons at Georgia Southern, he led the Eagles to a gaudy 62-10 overall record, two NCAA Division I-AA national championships (1999 and 2000) and five-straight Southern Conference titles. In six years at Navy, he led the Midshipmen to five eight-win seasons, five Commander-in-Chief's trophies and five bowl appearances, turning around a program that had won just one game in the two seasons prior to his arrival (1-20).

When he stepped down at Georgia Tech at the end of the 2018 season, his 189 career victories ranked fourth among NCAA Division I FBS head coaches.

MISCELLANEOUS

• With at least two games still left to play, Georgia Tech has already matched its best win total in the last five seasons (Tech finished 5-7 last season).

• With three regular-season games left to play, Tech is guaranteed to finish .500 or better in ACC play for the second-straight season and 25th time in the last 29 seasons.

• Georgia Tech is the fourth-most improved Power 5 team in the nation this season, according to ESPN's SP+ rating formula.

MOST IMPROVED TEAMS, POWER 5 (SP+)

Team	2022 SP+ Rating	2023 SP+ Rating	Difference
1. Colorado	-24.0	-4.5	+19.5
2. Arizona	-5.3	+8.0	+13.3
3. Miami	-2.6	+9.2	+11.9
4. Georgia Tech	-12.6	-2.5	+10.1
Rutgers	-8.1	+2.0	+10.1

• As has become commonplace at Georgia Tech, the Yellow Jackets are once again navigating one of the nation's toughest schedules in 2023.

• Georgia Tech's 11 FBS opponents have a combined record of 69-41 this season. Tech's opponents' .627 winning percentage is tied for the ninth-highest in the nation and second-highest in the ACC.

• Facing a daunting schedule is nothing new for Georgia Tech, as its 2021 schedule was the nation's toughest and its 2022 slate ranked sixth, based on opponents' final winning percentage.

• As is often the case, turnover margin has been a strong indicator of whether Georgia Tech wins or loses over the last three-plus seasons. In their 16 wins since the beginning of the 2020 campaign, the Yellow Jackets have won the turnover battle in 12-of-16 games and are plus-30 overall in turnover margin. On the flip side, Tech has lost the turnover battle in 18 of its 28 defeats since the beginning of 2020 and is minus-29 overall in turnover margin in those 28 losses.

• This season, the Yellow Jackets are plus-10 in turnover margin in their five wins and minus-nine in their five defeats.

• On Oct. 28, Georgia Tech and No. 17 North Carolina combined for 1,212 yards of total offense in the Yellow Jackets' 46-42 win over the Tar Heels. The teams' 1,212 combined yards of total offense were the most ever combined yards of offense in a Georgia Tech game (prev.: 1,206 at Virginia – Oct. 23, 2021).

• On Sept. 9, Georgia Tech outgained S.C. State, 578-291, marking the first time that Tech outgained an opponent by 200 yards since a 41-0 win over Alcorn State on Sept. 1, 2018 (543-146).

• Georgia Tech and Ole Miss combined for zero turnovers in their game on Sept. 16, which marked the first time since the Yellow Jackets played Georgia Southern on Oct. 15, 2016 that neither team committed a turnover in a Tech game.

• Georgia Tech is one of the ACC's least-penalized teams this season, ranking fifth third in the conference in fewest penalties per game (5.78) and fifth in fewest penalty yards per game (51.00).

• On Sept. 16 at Ole Miss, Georgia Tech did not commit a penalty for only the eighth time in school history and the first time since Sept. 3, 2015 vs. Alcorn State.

ZERO PENALTIES IN A GAME (GT HISTORY)

Opponent	Date
at Ole Miss	Sept. 16, 2023
Alcorn State	Sept. 3, 2015
Syracuse	Oct. 19, 2013
Navy	Nov. 9, 1968
TCU	Sept. 21, 1968
at Tulane	Oct. 26, 1963
at Duke	Oct. 29, 1960
at LSU	Oct. 12, 1957

• After committing just five penalties through three games (which ranked No. 1 nationally), Georgia Tech was flagged for 14 penalties for 142 yards at Wake Forest, which was the third-most penalties and the most penalty yards in school history (prev.: 140 vs. Florida State - 2000).

• Georgia Tech's win over South Carolina State on Sept. 9 was the 750th win in program history.

• Tech was the 21st program in NCAA Division I FBS history to reach 750 all-time victories and the fourth from the ACC.

ALL-TIME WINS — NCAA DIVISION I FBS

Wins	Team
1. 999	Michigan
2. 963	Ohio State
3. 962	Alabama
4. 945	Notre Dame
945	Texas
6. 942	Oklahoma
7. 928	Penn State
8. 917	Nebraska
9. 878	Georgia
10. 874	Tennessee
10. 873	USC
12. 841	LSU
13. 799	Auburn
14. 794	Clemson
15. 778	West Virginia
16. 777	Texas A&M
17. 771	Virginia Tech
18. 770	Washington
19. 760	Pittsburgh
20. 755	Florida
21. 754	Georgia Tech

• Georgia Tech won five-consecutive ACC road games from Nov. 5, 2022-Nov. 4, 2023, which was tied for the longest winning streak in ACC road games in school history (the Yellow Jackets also won five-straight ACC road games from Nov. 17, 1984-Sept. 20, 1986, Nov. 15, 1997-Nov. 12, 1998 and Oct. 10, 2009-Oct. 2, 2010).

GEORGIA TECH'S CURRENT ACC ROAD WIN STREAK

Date	Opponent	Result
Nov. 5, 2022	at Virginia Tech	W, 28-27
Nov. 19, 2022	at No. 13/11 North Carolina	W, 21-17
Sept. 23, 2023	at Wake Forest	W, 30-16
Oct. 7, 2023	at No. 17 Miami (Fla.)	W, 23-20
Nov. 4, 2023	at Virginia	W, 45-17

• Head coach **Brent Key** is the fifth Georgia Tech alumnus to ever serve as the Yellow Jackets' football head coach, joining William Alexander (1920-44), Bill Fulcher (1972-73), Pepper Rodgers (1974-79) and Bill Curry (1980-86).

• Of the 12 men that have served as Georgia Tech's head coach for more than one game since Bobby Dodd took the reins in 1945, Key is one of only four that won his first two games at the helm of the Jackets, joining Bud Carson (1967), Chan Gailey (2002) and Paul Johnson (2009).

• Key became the second coach in Georgia Tech history to ever defeat a ranked opponent in his first game as the Yellow Jackets' head coach when Tech knocked off No. 24 Pitt, 26-21, on Oct. 1 of last season.

• Tech head coaches were previously 1-4 when facing nationally ranked teams in their GT debuts (Bill Fulcher – L, 34-3 vs. No. 15 Tennessee – 1972; Pepper Rodgers – L, 31-7 vs. No. 2 Notre Dame – 1974; Bill Curry – L, 26-3 vs. No. 2 Alabama – 1980; Mac McWhorter – W, 24-14 vs. No. 11 Stanford – 2001 Seattle Bowl; Geoff Collins – L, 52-14 vs. No. 1 Clemson – 2019).

• Georgia Tech's 2023 full-time coaches and analysts have combined to win 105 championships at high school (state), college (division/conference/national) and NFL (division/conference/Super Bowl) levels as players and coaches.

CHAMPIONSHIPS WON BY GEORGIA TECH STAFF

HC Brent Key	17
(9 division, 7 conference, 1 national)	
OC/TE Buster Faulkner	14
(1 HS state, 4 division, 6 conference, 3 national)	
DC/LB Kevin Sherrer	13
(3 HS state, 5 division, 3 conference, 2 national)	
Co-OC/QB Chris Weinke	9
(1 division, 4 conference, 2 national, 1 NFL division, 1 NFL conf.)	
STC Ricky Brumfield	5
(2 division, 3 conference)	
RB/Run-Game Coord. Norv McKenzie	4
(2 division, 2 conference)	
DL Marco Coleman	7
(1 conference, 1 national, 5 NFL division)	
WR Josh Crawford	4
(3 HS state, 1 division)	
SAF Andrew Thacker	4
(2 division, 2 conference)	
DB Travares Tillman	6
(2 division, 2 conference, 1 NFL division, 1 NFL conference)	
OL Geep Wade	2
(1 division, 1 conference)	
Sr. Def. Analyst Brian Baker	5
(4 conference, 1 national)	
Def. Analyst Bill Stewart	0
(N/A)	
Sr. ST Analyst Carter Blount	6
(3 division, 1 conference, 2 national)	
Off. Analyst Dylan Dockery	2
(2 conference)	
Off. Analyst A.J. Erdely	3
(1 division, 2 conference)	
Off. Analyst Edmund Kugbila	4
(1 conference, 1 national, 2 NFL division)	
TOTAL	105

• Since the beginning of the 2016 season, Georgia Tech has played games in seven different National Football League stadiums (Mercedes-Benz Stadium - Atlanta, Ford Field - Detroit, TIAA Bank Field - Jacksonville, Hard Rock Stadium - Miami, Lincoln Financial Field - Philadelphia, Heinz Field - Pittsburgh and Raymond James Stadium - Tampa Bay), which is tied for the fifth-most NFL stadiums that any college football team has played in during that span.

MOST NFL STADIUMS PLAYED IN
BY COLLEGE FOOTBALL TEAMS (SINCE 2016)

11 – Notre Dame – Arizona, Baltimore, Carolina, Chicago, Dallas, Jacksonville, Las Vegas, Los Angeles (Coliseum), Miami, New York, Pittsburgh

9 – Clemson – Arizona, Atlanta, Carolina, Dallas, New Orleans, Pittsburgh, San Francisco, Tampa Bay, Miami

8 – Wisconsin – Carolina, Chicago, Dallas, Green Bay, Indianapolis, Las Vegas, Miami, Tampa Bay

8 – BYU – Arizona, New England, Las Vegas, New Orleans, San Diego, Tampa Bay, Washington, Los Angeles (Coliseum)

7 – GEORGIA TECH – Atlanta, Detroit, Jacksonville, Miami, Philadelphia, Pittsburgh, Tampa Bay

7 – Alabama – Atlanta, Dallas, Indianapolis, Miami, New Orleans, San Francisco, Tampa Bay

7 – Georgia – Atlanta, Carolina, Indianapolis, Jacksonville, New Orleans, Miami, Los Angeles (SoFi)

6 – Texas A&M – Carolina, Dallas, Denver, Houston, Jacksonville, Miami



DEPTH CHART

OFFENSE (Multiple)

LEFT TACKLE

- 78 ETHAN MACKENNY** 6-4**292**.... Fr.
- 55 Corey Robinson II 6-5305 r-So.

LEFT GUARD

- 67 JOE FUSILE**..... 6-6**302**.... r-So.
- 57 Paul Tchio 6-5290 r-So.
- 71 Jordan Brown 6-5325 r-So.

CENTER

- 72 WESTON FRANKLIN**..... 6-4**311**.... Jr.
- 58 Brandon Best 6-4295 r-Fr.
- 60 Gabe Fortson 6-3299 Fr.

RIGHT GUARD

- 65 CONNOR SCAGLIONE**... 6-4**315**.... r-Sr.
- 66 Benjamin Galloway 6-4300 Fr.

RIGHT TACKLE

- 54 JORDAN WILLIAMS**..... 6-6**304**.... Jr.
- 75 Jakiah Leftwich 6-6311 r-So.
- 74 Tyler Gibson 6-5294 r-Fr.

TIGHT END

- 2 DYLAN LEONARD**..... 6-5**240**.... Sr.
- 81 Luke Benson 6-4233 Sr.
- 80 Brett Seither 6-5233 r-Jr.
- 85 Billy Ward 6-5241 Jr.
- 82 Jackson Long 6-4226 r-Fr.

WIDE RECEIVER (F)

- 8 MALIK RUTHERFORD** ... 5-9**165**.... r-So.
- 6 Christian Leary 5-10173 Jr.
- 87 Bailey Stockton 5-9174 Fr.

WIDE RECEIVER (X)

- 18 ABDUL JANNEH** 6-3**192**.... r-Jr.
- or 12 DOMINICK BLAYLOCK** .. 6-1**203**.... r-Jr.
- 83 Zion Taylor 6-0197 Fr.

WIDE RECEIVER (Z)

- 13 ERIC SINGLETON JR.**... 5-11 ...**173**.... Fr.
- or 7 CHASE LANE** 6-0**193**.... r-Jr.
- 9 Avery Boyd 6-2232 Jr.

RUNNING BACK

- 4 DONTAE SMITH** 5-11 ...**198**.... r-Sr.
- or 11 JAMAL HAYNES** 5-9**180**.... r-So.
- or 0 TREY COOLEY** 5-10 ...**197**.... Jr.
- 26 Evan Dickens 5-11184 Fr.

QUARTERBACK

- 10 HAYNES KING**..... 6-3**204**.... r-So.
- 5 Zach Pyron 6-3208 r-Fr.
- 15 Zach Gibson 6-3197 r-Jr.
- 16 Brody Rhodes 6-1194 r-So.

DEFENSE (4-2-5)

END

- 8 MAKIUS SCOTT** 6-4**291**.... Jr.
- 97 Eddie Kelly 6-4278 So.
- 27 Josh Robinson 6-6253 Jr.

NOSE

- 88 ZEEK BIGGERS** 6-6**333**.... Jr.
- 55 Horace Lockett 6-6341 r-Fr.
- 95 Jason Moore 6-2288 r-So.

TACKLE

- 99 D'QUAN DOUSE** 6-2**290**.... r-Jr.
- 96 Shymeik Jones 6-5283 Fr.

RUSH

- 9 KYLE KENNARD** 6-5**238**.... Jr.
- or 11 KEVIN HARRIS** 6-4**245**.... Jr.
- 43 Noah Collins 6-5241 Jr.

LINEBACKER (MAC)

- 13 PAUL MOALA** 6-0**229**.... r-Sr.
- 44 Kyle Efford 6-2219 r-Fr.
- 45 Ashton Heflin 6-0230 Fr.
- or 3 Andre White** 6-3228 Sr.
- or 35 Jacob Cruz** 6-4232 Fr.

LINEBACKER (MONEY)

- 7 TRENILYAS TATUM** 6-2**214**.... Jr.
- 4 Braelen Oliver 6-0217 r-Sr.
- 33 Tyson Meiguez 6-2217 r-So.
- or 51 Nacari Ashley** 6-3210 Fr.

NICKEL

- 16 K.J. WALLACE** 5-11 ...**186**.... r-Jr.
- 21 Omar Daniels 6-0176 r-So.

STRONG SAFETY

- 1 LAMILES BROOKS** 6-2**188**.... Jr.
- 25 Taye Seymore 5-11203 Fr.

FREE SAFETY

- 14 JAYLON KING** 6-1**193**.... r-Sr.
- or 5 CLAYTON POWELL-LEE**.. 6-2**185**.... So.
- 15 Sirad Bryant 6-2215 r-So.

CORNERBACK

- 0 MYLES SIMS** 6-3**190**.... r-Sr.
- 2 Kenyatta Watson II 6-1195 r-Jr.
- 17 Rodney Shelley 5-11168 So.

CORNERBACK

- 18 AHMARI HARVEY** 6-0**180**.... r-So.
- 10 Kenan Johnson 6-1183 r-Jr.
- 17 Rodney Shelley 5-11168 So.

SPECIALISTS

PLACE KICKER

- 93 AIDAN BIRR** 6-1**198**.... r-Fr.
- 88 Gavin Stewart 5-11178 Jr.

KICKOFFS

- 88 GAVIN STEWART** 5-11 ...**178**.... Jr.
- 93 Aidan Birr 6-1198 r-Fr.

PUNTER

- 43 DAVID SHANAHAN** 6-2**204**.... Jr.
- 40 Joshua Taylor 6-3227 Fr.

LONG SNAPPER

- 46 HENRY FREER** 6-0**205**.... r-Jr.
- 45 Ryan Mannelly 6-3222 r-Jr.

KICKOFF RETURNER

- 6 CHRISTIAN LEARY** 5-10 ...**173**.... Jr.
- 11 JAMAL HAYNES** 5-9**180**.... r-So.
- 26 Evan Dickens 5-11184 Fr.
- 21 Daylon Gordon 5-9188 r-So.

PUNT RETURNER

- 12 DOMINICK BLAYLOCK** .. 6-1**203**.... r-Jr.
- 17 Rodney Shelley 5-11168 So.

GEORGIA TECH COACHES ON GAMEDAY

ON THE FIELD

Head Coach
Brent Key — First full season as head coach (Georgia Tech, 2001)

Defensive Coordinator/Linebackers:
Kevin Sherrer — First season (Alabama, 1996)

Special Teams Coordinator:
Ricky Brumfield — First season (Utah State, 1999)

Co-Offensive Coordinator/Quarterbacks:
Chris Weinke — Second season (Florida State, 2000)

Running Backs/Run Game Coordinator:
Norv McKenzie — First season (Vanderbilt, 2005)

Wide Receivers:
Josh Crawford — First season (Morehouse, 2007)

Defensive Line:
Marco Coleman — Fourth season (Flagler, 2015)

Defensive Backs:
Travares Tillman — Second season (Georgia Tech, 2010)

Offensive Line:
Geep Wade — Second season (Chattanooga, 2002)

IN THE BOOTH

Offensive Coordinator/Tight Ends:
Buster Faulkner — First season (Valdosta State, 2005)

Safeties:
Andrew Thacker — Fifth season (Furman, 2007)

PRONCIATION GUIDE

Student-Athletes

2	KENYATTA Watson II	ken-YOT-tuh
4	BRAELEN Oliver	BRAY-lin
4	DONTAE Smith	DON-tay
5	Zach PYRON	PYE-rin
6	ETINOSA Reuben	eh-tee-OH-sah (silent N)
7	TRENILYAS Tatum	trin-NIL-yus
8	MALIK Rutherford	muh-LEEK
8	MAKIUS Scott	muh-KYE-yus
9	Kyle KENNARD	ken-NARD
10	KENAN Johnson	KEN-nin
13	Paul MOALA	moe-AWL-ah
15	SIRAD Bryant	sir-ROD

17	Aidan SEMO	SEE-moe
18	AHMARI Harvey	ah-MAR-eh
18	ABDUL JANNEH	ab-DOOL juh-NUH
23	KHARI Gee	KAH-ree JEE (soft G)
25	TAYE SEYMORE	TAY SEE-more
32	Sylvain YONDJOJOUEN	yun-JEW-in
33	Tyson MEIGUEZ	MEE-gezz (hard G)
43	Logan WEIGHALL	WAY-hall
44	Kyle EFFORD	EE-ferd
48	Ezra ODINJOR	OH-din-jor
49	CHUMA OKYOE	CHEW-muh oh-KOY-yay
51	NACARI Ashley	nuh-CAR-ee
57	Paul TCHIO	TEE-oh

65	Connor SCAGLIONE	scag-LEE-own
67	Joe FUSILE	FEW-sill
75	JAKIAH Leftwich	juh-KYE-yuh
80	Brett SEITHER	SYE-ther
93	JAAYMEN ROCHELL	JAY-min roh-SHELL
96	SHYMEIK Jones	SHY-meek
99	D'Quan DOUSE	dowse

Coaches

TRAVARES Tillman	truh-VAR-iss
Chris WEINKE	WENG-kee

2023 ROSTERS

ALPHABETICAL			NUMERICAL						
NO.	NAME	POS.	NO.	NAME	POS.	HT.	WT.	ELIG.	HOMETOWN/HIGH SCHOOL (PREVIOUS COLLEGE)
57	Cade Adams	DL	0	Trey Cooley	RB	5-10	197	Jr.	Raleigh, N.C./Knightdale H.S. (Louisville)
36	Kace Adams	DB/LS	0	Myles Sims	DB	6-3	190	r-Sr.	Atlanta, Ga./Westlake H.S. (Michigan)
27	Chad Alexander	RB	1	Leo Blackburn	WR	6-5	220	r-So.	Atlanta, Ga./Westlake H.S.
51	Nacari Ashley	LB	1	LaMiles Brooks	DB	6-2	188	Jr.	Jacksonville, Fla./Trinity Christian Academy
81	Luke Benson	TE	2	Dylan Leonard	TE	6-5	240	Sr.	Milton, Ga./Milton H.S.
58	Brandon Best	OL	2	Kenyatta Watson II	DB	6-1	195	r-Jr.	Loganville, Ga./Grayson H.S. (Texas)
88	Zeek Biggers	DL	3	Andre White	LB	6-3	228	Sr.	Harrisburg, Pa./Harrisburg H.S. (Texas A&M)
93	Aidan Birr	PK	4	Braelen Oliver	LB	6-0	217	r-Sr.	Douglasville, Ga./Douglas County H.S. (Minnesota)
1	Leo Blackburn	WR	4	Dontae Smith	RB	5-11	198	r-Sr.	Spring Hill, Tenn./Spring Hill H.S.
25	James BlackStrain	WR	5	Clayton Powell-Lee	DB	6-2	185	So.	Atlanta, Ga./Westlake H.S.
12	Dominick Blaylock	WR	5	Zach Pyron	QB	6-3	208	r-Fr.	Pinson, Ala./Pinson Valley H.S.
9	Avery Boyd	WR	6	Christian Leary	WR	5-10	173	Jr.	Orlando, Fla./Edgewater H.S. (Alabama)
1	LaMiles Brooks	DB	6	Etinosa Reuben	DL	6-3	295	r-Jr.	Kansas City, Mo./Park Hill South H.S. (Clemson)
22	Colson Brown	QB	7	Chase Lane	WR	6-0	193	r-Jr.	Houston, Texas/St. Pius X H.S. (Texas A&M)
71	Jordan Brown	OL	7	Trenilyas Tatum	LB	6-2	214	Jr.	Riverdale, Ga./Mount Zion H.S.
28	Justin Brown	DB	*7	Bryce Gowdy	WR	6-3	210	—	Deerfield Beach, Fla./Deerfield Beach H.S.
15	Sirad Bryant	DB	8	Malik Rutherford	WR	5-9	165	r-So.	Miami, Fla./Champagnat Catholic School
47	A.J. Cheeks	DB	8	Makius Scott	DL	6-4	291	Jr.	Gainesville, Ga./Gainesville H.S. (South Carolina)
77	Elias Cloy	OL	9	Avery Boyd	WR	6-2	232	Jr.	Tallahassee, Fla./Godby H.S.
54	Jack Collins	LB	9	Kyle Kennard	DL	6-5	238	Jr.	Atlanta, Ga./Riverwood H.S.
43	Noah Collins	DL	10	Kenan Johnson	DB	6-1	183	r-Jr.	Minneola, Fla./Lake Minneola H.S.
0	Trey Cooley	RB	10	Haynes King	QB	6-3	204	r-So.	Longview, Texas/Longview H.S. (Texas A&M)
35	Jacob Cruz	LB	11	Kevin Harris	DL	6-4	245	Jr.	Loganville, Ga./Grayson H.S. (Alabama)
21	Omar Daniels	DB	11	Jamal Haynes	RB	5-9	180	r-So.	Loganville, Ga./Grayson H.S.
24	Trent Davis	WR	12	Dominick Blaylock	WR	6-1	203	r-Jr.	Marietta, Ga./Walton H.S. (Georgia)
52	Austin Dean	LB	13	Paul Moala	LB	6-0	229	r-Sr.	Mishawaka, Ind./Penn H.S. (Idaho)
26	Evan Dickens	RB	13	Eric Singleton, Jr.	WR	5-11	173	Fr.	Douglasville, Ga./Alexander H.S.
98	Bryston Dixon	DL	14	Jaylon King	DB	6-1	193	r-Sr.	La Vergne, Tenn./Ensworth H.S.
99	D'Quan Douse	DL	14	Juju Lewis	WR	6-2	216	r-Fr.	Davie, Fla./Western H.S.
29	Nico Dowdell	DB	15	Sirad Bryant	DB	6-2	215	r-So.	Cordele, Ga./Crisp County H.S.
44	Kyle Efford	LB	15	Zach Gibson	QB	6-3	197	r-Jr.	Alpharetta, Ga./Johns Creek H.S. (Akron)
89	Chris Elko	WR	16	Brody Rhodes	QB	6-1	194	r-So.	Canton, Ga./Creekview H.S.
56	Cosby Ellis	LB	16	K.J. Wallace	DB	5-11	186	r-Jr.	Atlanta, Ga./Lovett School (Notre Dame)
23	Jamie Felix	RB	17	Aidan Semo	QB	6-3	205	r-Fr.	New Windsor, N.Y./Rabun Gap-Nacoochee (Ga.) School
31	Jonorian Fouts	LB	17	Rodney Shelley	DB	5-11	168	So.	Fairburn, Ga./Langston Hughes H.S.
34	Myles Forristall	LB	18	Ahmari Harvey	DB	6-0	180	r-So.	Tallahassee, Fla./Florida State Univ. School (Auburn)
60	Gabe Fortson	OL	18	Abdul Janneh	WR	6-3	192	r-Jr.	Hanover, Pa./New Oxford H.S. (Duquesne)
72	Weston Franklin	OL	20	Ben Guthrie	QB	5-10	165	Fr.	Alpharetta, Ga./Alpharetta H.S.
46	Henry Freer	LS	20	Ben Hollerbach	DB	5-10	174	r-Fr.	Savannah, Ga./Benedictine Military Academy
67	Joe Fusile	OL	21	Omar Daniels	DB	6-0	176	r-So.	Moultrie, Ga./Colquitt County H.S. (Kansas State)
66	Benjamin Galloway	OL	21	Daylon Gordon	RB	5-9	188	r-So.	Eastman, Ga./Dodge County H.S.
23	Khari Gee	DB	22	Colson Brown	QB	6-4	206	Fr.	North Augusta, S.C./North Augusta H.S.
74	Tyler Gibson	OL	22	D.J. Moore	DB	6-1	188	r-Fr.	Loganville, Ga./Archer H.S.
15	Zach Gibson	QB	23	Jamie Felix	RB	5-10	198	So.	Kingland, Ga./Camden County H.S.
21	Daylon Gordon	RB	23	Khari Gee	DB	6-2	191	r-So.	Atlanta, Ga./Woodward Academy (Notre Dame)
7	Bryce Gowdy		24	Trent Davis	WR	5-11	175	r-So.	Douglas, Ga./Coffee H.S.
20	Ben Guthrie	QB	24	Steven Jones, Jr.	DB	6-1	192	Fr.	Gadsden, Ala./Gadsden City H.S.
11	Kevin Harris	DL	25	James BlackStrain	WR	6-2	186	r-So.	Cocoa, Fla./Holy Trinity Episcopal Academy
18	Ahmari Harvey	DB	25	Taye Seymore	DB	5-11	203	Fr.	Atlanta, Ga./South Atlanta H.S.
11	Jamal Haynes	RB	26	Evan Dickens	RB	5-11	184	Fr.	Roswell, Ga./IMG (Fla.) Academy
45	Ashton Heflin	LB	27	Chad Alexander	RB	5-9	177	Fr.	Lawrenceville, Ga./Archer H.S.
20	Ben Hollerbach	DB	27	Josh Robinson	DL	6-6	253	Jr.	Douglasville, Ga./Douglas County H.S.
18	Abdul Janneh	WR	28	Justin Brown	DB	6-0	186	Fr.	Murfreesboro, Tenn./Blackman H.S.
10	Kenan Johnson	DB	29	Nico Dowdell	DB	6-0	191	Fr.	Loganville, Ga./Loganville H.S.
96	Shymeik Jones	DL	31	Jonorian Fouts	LB	5-10	225	Fr.	Swainsboro, Ga./Swainsboro H.S.
24	Steven Jones, Jr.	DB	32	Sylvain Yondjouen	DL	6-4	248	Sr.	Ruisbroek, Belgium/Don Bosco School
97	Eddie Kelly	DL	33	Tyson Meiguez	LB	6-2	217	r-So.	Fairburn, Ga./Creekside H.S.
9	Kyle Kennard	DL	34	Myles Forristall	LB	6-0	221	Fr.	Cartersville, Ga./Cartersville H.S.
39	Will Kiker	DB	35	Jacob Cruz	LB	6-4	232	Fr.	Kennesaw, Ga./North Cobb Christian School
10	Haynes King	QB	36	Kace Adams	DB/LS	5-11	194	Fr.	Cartersville, Ga./Cartersville H.S.

2023 ROSTERS

NO.	NAME	POS.	HT.	WT.	CLASS	HOMETOWN/HIGH SCHOOL (PREVIOUS COLLEGE)
39	Will Kiker	DB	6-1	184	Fr.	Elijay, Ga./Gilmer County H.S.
39	Englan Williams	RB	5-9	192	r-So.	Roswell, Ga./Blessed Trinity Catholic H.S.
40	Joshua Taylor	P	6-3	227	Fr.	Sharpsburg, Ga./Trinity Christian School
41	Malcolm Pugh	DL	6-4	217	Fr.	Leroy, Ala./Leroy H.S.
42	Logan Weighall	P/PK	6-0	185	Fr.	Wetumpka, Ala./Wetumpka H.S.
43	Noah Collins	DL	6-5	241	Jr.	Loganville, Ga./Grayson H.S.
43	David Shanahan	P	6-2	204	Jr.	Castleisland, Co. Kerry, Ireland/St. Patrick's Sec. School
44	Kyle Efford	LB	6-2	219	r-Fr.	Dacula, Ga./Dacula H.S.
44	Anthony Minella	TE	6-2	235	r-So.	Milton, Ga./Milton H.S.
45	Ashton Heflin	LB	6-0	230	Fr.	Newnan, Ga./Newnan H.S.
45	Ryan Mannelly	LS	6-3	222	r-Jr.	Atlanta, Ga./Marist School (Penn)
46	Henry Freer	LS	6-0	205	r-Jr.	College Park, Ga./Woodward Academy
47	A.J. Cheeks	DB	5-10	170	Fr.	Lawrenceville, Ga./Mountain View H.S.
47	Joshua Ruder	TE	6-5	251	Fr.	Loganville, Ga./Loganville H.S.
48	Ezra Odinjor	DL	6-3	233	Fr.	Kennesaw, Ga./Allatoona H.S.
48	Joseph Stoever	LS	6-2	205	Fr.	Savannah, Ga./Benedictine Military Academy
49	Chuma Okoye	LB	6-0	219	Fr.	Dacula, Ga./Dacula H.S.
51	Nacari Ashley	LB	6-3	210	Fr.	Marietta, Ga./Marietta H.S.
52	Austin Dean	LB	6-2	229	Jr.	Tampa, Fla./Berkeley Prep (Rutgers)
54	Jack Collins	LB	6-1	212	Fr.	Weddington, N.C./Weddington H.S.
54	Jordan Williams	OL	6-6	304	Jr.	Gainesville, Ga./Gainesville H.S.
55	Corey Robinson II	OL	6-5	305	r-So.	Roswell, Ga./Roswell H.S. (Kansas)
55	Horace Lockett	DL	6-6	341	r-Fr.	Atlanta, Ga./Westlake H.S.
56	Cosby Ellis	LB	6-2	234	Fr.	Sharpsburg, Ga./East Coweta H.S.
57	Cade Adams	DL	6-0	275	Fr.	Dawsonville, Ga./Dawson County H.S.
57	Paul Tchio	OL	6-5	290	r-So.	Milton, Ga./Milton H.S. (Clemson)
58	Brandon Best	OL	6-4	295	r-Fr.	Tucker, Ga./Milton H.S.
59	Will Scissum	OL	6-2	291	r-Jr.	Marietta, Ga./The Walker School
60	Gabe Fortson	OL	6-3	299	Fr.	Kennesaw, Ga./North Cobb Christian School
64	Ryan Purves	OL	6-3	301	r-Fr.	Marietta, Ga./Walton H.S.
65	Connor Scaglione	OL	6-4	315	r-Sr.	Closter, N.J./North Valley Regional H.S. (Princeton)
66	Benjamin Galloway	OL	6-4	300	Fr.	Powder Springs, Ga./Hillgrove H.S.
67	Joe Fusile	OL	6-6	302	r-So.	Richmond Hill, Ga./Richmond Hill H.S.
71	Jordan Brown	OL	6-5	325	r-So.	Long Beach, Calif./Jireh (N.C.) Prep Acad. (UNC Charlotte)
72	Weston Franklin	OL	6-4	311	Jr.	Jesus, Ga./Wayne County H.S.
73	Patrick Screws, Jr.	OL	6-5	319	Fr.	Eufaula, Ala./Eufaula H.S.
74	Tyler Gibson	OL	6-5	294	r-Fr.	Alpharetta, Ga./Johns Creek H.S.
75	Jakiah Leftwich	OL	6-6	311	r-So.	Atlanta, Ga./Westlake H.S.
77	Elias Cloy	OL	6-3	278	Fr.	Alpharetta, Ga./Alpharetta H.S.
78	Ethan Mackenny	OL	6-4	292	Fr.	Marietta, Ga./Lassiter H.S.
80	Brett Seither	TE	6-5	233	r-Jr.	Clearwater, Fla./Clearwater Cent. Catholic H.S. (Georgia)
81	Luke Benson	TE	6-4	233	Sr.	Chalfont, Pa./Central Bucks West H.S. (Syracuse)
82	Jackson Long	TE	6-4	226	r-Fr.	Hendersonville, Tenn./Beech H.S. (South Florida)
83	Zion Taylor	WR	6-0	197	Fr.	Norcross, Ga./Norcross H.S.
84	Josh Sexton	WR	5-10	171	r-So.	Cumming, Ga./North Forsyth H.S.
85	Billy Ward	TE	6-5	241	Jr.	Locust Grove, Ga./Locust Grove H.S.
87	Bailey Stockton	WR	5-9	174	Fr.	Bogart, Ga./Prince Avenue Christian School
88	Zeek Biggers	DL	6-6	333	Jr.	Salisbury, N.C./West Rowan H.S.
88	Gavin Stewart	PK	5-11	178	Jr.	Savannah, Ga./Benedictine Military Academy
89	Chris Elko	WR	6-1	185	Fr.	Roswell, Ga./Roswell H.S.
92	Ty Thompson	DL	6-0	237	r-Fr.	Acworth, Ga./Allatoona H.S.
93	Aidan Birr	PK	6-1	198	r-Fr.	Kennedale, Texas/Kennedale H.S.
93	Jaaymen Rochell	DL	6-4	278	r-Fr.	Duluth, Ga./North Gwinnett H.S.
94	Chase Sippola	DL	5-10	250	r-So.	Carrollton, Ga./Carrollton H.S. (U.S. Coast Guard Acad.)
95	Jason Moore	DL	6-2	291	r-So.	Hampton, Ga./Dutchtown H.S.
96	Shymeik Jones	DL	6-5	283	Fr.	Camden, S.C./Camden H.S.
97	Eddie Kelly	DL	6-4	278	So.	Orlando, Fla./West Orange H.S. (South Florida)
98	Bryston Dixon	DL	6-3	329	Fr.	Leroy, Ala./Leroy H.S.
99	D'Quan Douse	DL	6-2	290	r-Jr.	Savannah, Ga./Calvary Day School

* in memoriam; died Dec. 31, 2019

NO.	NAME	POS.
14	Jaylon King	DB
7	Chase Lane	WR
6	Christian Leary	WR
75	Jakiah Leftwich	OL
2	Dylan Leonard	TE
14	Juju Lewis	WR
55	Horace Lockett	DL
82	Jackson Long	TE
78	Ethan Mackenny	OL
45	Ryan Mannelly	LS
33	Tyson Meiguez	LB
44	Anthony Minella	TE
13	Paul Moala	LB
22	D.J. Moore	DB
95	Jason Moore	DL
48	Ezra Odinjor	DL
49	Chuma Okoye	LB
4	Braelen Oliver	LB
5	Clayton Powell-Lee	DB
41	Malcolm Pugh	DL
64	Ryan Purves	OL
5	Zach Pyron	QB
6	Etinosa Reuben	DL
16	Brody Rhodes	QB
55	Corey Robinson II	OL
27	Josh Robinson	DL
93	Jaaymen Rochell	DL
47	Joshua Ruder	TE
8	Malik Rutherford	WR
65	Connor Scaglione	OL
59	Will Scissum	OL
8	Makius Scott	DL
73	Patrick Screws, Jr.	OL
80	Brett Seither	TE
17	Aidan Semo	QB
84	Josh Sexton	WR
25	Taye Seymore	DB
43	David Shanahan	P
17	Rodney Shelley	DB
0	Myles Sims	DB
13	Eric Singleton, Jr.	WR
94	Chase Sippola	DL
4	Dontae Smith	RB
88	Gavin Stewart	PK
87	Bailey Stockton	WR
48	Joseph Stoever	LS
7	Treniyas Tatum	LB
40	Joshua Taylor	P
83	Zion Taylor	WR
57	Paul Tchio	OL
92	Ty Thompson	DL
16	K.J. Wallace	DB
85	Billy Ward	TE
2	Kenyatta Watson II	DB
42	Logan Weighall	P/PK
3	Andre White	LB
39	Englan Williams	RB
54	Jordan Williams	OL
32	Sylvain Yondjouen	DL

* in memoriam; died Dec. 31, 2019

RECORD BREAKDOWN

Current Streak.....	Lost 1
Current Home Streak.....	Won 1
Current Road Streak.....	Lost 1
Current Neutral Streak.....	Lost 2
Last Win.....	46-42 vs. North Carolina (10/28/23)
Last Home Win.....	46-42 vs. North Carolina (10/28/23)
Last Home Loss.....	38-23 vs. Boston College (10/21/23)
Last Win Away From Home.....	45-17 at Virginia (11/4/23)
Last True Road Win.....	45-17 at Virginia (11/4/23)
Last Loss Away from Home.....	42-21 at Clemson (11/11/23)
Last True Road Loss.....	42-21 at Clemson (11/11/23)

Under Key 2023

Overall.....	9-9	5-5
Playing at home.....	3-5	2-3
Playing on the road.....	6-4	3-2
Playing at a neutral site.....	0-0	0-0
In bowl games.....	0-0	0-0
In overtime.....	1-0	0-0
More than 7 days to prepare.....	1-3	1-2
In August.....	N/A	N/A
In September.....	2-3	2-3
In October.....	4-3	2-1
In November.....	3-3	1-1
In December.....	0-0	0-0
In January.....	0-0	0-0

Outrushing opponent.....	7-0	3-0
When rushing for 300 yards.....	2-0	2-0
When rushing for 400 yards.....	0-0	0-0
When rushing for 500 yards.....	0-0	0-0
When rushing for 600 yards.....	0-0	0-0
Outrushed by opponent.....	2-9	2-5
When allowing 300 yards rushing.....	0-0	0-0
Rushing yards the same.....	0-0	0-0
Outpassing opponent.....	4-5	2-3
When passing for 300 yards.....	1-3	1-3
Outpassed by opponent.....	5-4	3-2
When allowing 300 yards passing.....	2-1	1-0
When allowing 400 yards passing.....	0-0	0-0

More total offense than opponent.....	6-2	3-1
When having 400+ total offense.....	4-3	2-3
When having 500+ total offense.....	2-0	2-0
When having 600+ total offense.....	1-0	1-0
Less total offense than opponent.....	3-7	2-4
When allowing 400+ total offense.....	2-7	1-4
When allowing 500+ total offense.....	1-2	1-1

Committing fewer turnovers.....	6-2	3-0
Committing more turnovers.....	0-5	0-4
Turnovers are even.....	3-2	2-1

< 30:00 of time of possession.....	4-1	3-0
> 30:00 of time of possession.....	5-8	2-5

Scoring first.....	5-5	1-2
Opponent scores first.....	4-4	3-3

Leading after the 1st quarter.....	3-3	2-2
Trailing after the 1st quarter.....	3-6	2-3
Tied after the 1st quarter.....	1-0	1-0
Leading at halftime.....	4-1	3-1
Trailing at halftime.....	5-8	2-4
Tied at halftime.....	0-0	0-0
Leading after the 3rd quarter.....	6-2	4-2
Trailing after the 3rd quarter.....	3-7	1-3
Tied after the 3rd quarter.....	0-0	0-0

Scoring 0-10 points.....	0-1	0-0
Scoring 11-20 points.....	0-3	0-0
Scoring 21-30 points.....	6-4	2-4
Scoring 31-40 points.....	0-1	0-1
Scoring 41-plus points.....	3-0	3-0

Opponent scores 0-10 points.....	0-0	0-0
Opponent scores 11-20 points.....	6-1	4-0
Opponent scores 21-30 points.....	2-0	0-0
Opponent scores 31-40 points.....	0-5	0-3
Opponent scores 41-plus points.....	1-3	1-2

GAMES PLAYED AND STARTS AT GEORGIA TECH

GAMES

NAME	'18	'19	'20	'21	'22	'23	TOT.	CONS.
M. Sims	-	10	8	11	12	10	51	33
Don. Smith	-	8	10	12	12	8	50	4
J. King	3	12	9	11	5	10	50	10
D. Leonard	-	12	7	11	9	10	49	13
K. Johnson	-	4	9	10	11	9	43	1
J. Williams	-	-	10	11	12	8	41	4
D. Douse	-	-	9	10	12	10	41	30
B. Ward	-	-	7	12	12	10	41	34
K. Kennard	-	-	6	12	12	10	41	39
G. Stewart	-	-	8	12	10	10	40	19
S. Yondjouen	-	11	3	12	12	1	39	-
L. Brooks	-	-	4	12	12	10	38	34
D. Shanahan	-	-	-	12	12	10	34	34
M. Scott	-	-	-	11	12	10	33	22
J. Robinson	-	-	-	10	12	10	32	23
T. Tatum	-	-	-	10	12	10	32	22
Z. Biggers	-	-	-	9	12	10	31	22
K. Harris	-	-	-	12	9	10	31	12
N. Collins	-	-	-	7	11	9	27	5
W. Franklin	-	-	-	5	12	10	27	23
T. Meiguez	-	-	7	-	10	10	27	20
A. Boyd	-	-	2	6	7	10	25	13
H. Freer	-	-	-	4	11	10	25	16
M. Rutherford	-	-	-	3	12	10	25	22
K. Watson	-	-	-	6	10	8	24	4
C. Powell-Lee	-	-	-	-	12	10	22	22
C. Robinson II	-	-	-	-	12	10	22	22
K.J. Wallace	-	-	-	-	12	10	21	21
L. Benson	-	-	-	-	11	10	21	21
J. Haynes	-	-	-	2	9	10	21	12
J. Fusile	-	-	-	-	10	10	20	12
R. Shelley	-	-	-	-	10	10	20	16
J. Moore	-	-	-	-	10	10	20	15
D. Gordon	-	-	-	-	10	10	20	18
S. Bryant	-	-	-	1	8	9	18	5
A. Harvey	-	-	-	-	9	8	17	-
J. Leftwich	-	-	-	-	10	7	17	-
B. Best	-	-	-	-	4	10	14	12
K. Efford	-	-	-	-	4	9	14	11
K. Gee	-	-	-	-	12	1	13	1
H. Lockett	-	-	-	-	3	8	11	7
O. Daniels	-	-	-	-	-	10	10	10
E. Kelly	-	-	-	-	-	10	10	10
H. King	-	-	-	-	-	10	10	10
C. Leary	-	-	-	-	-	10	10	10
E. Mackenny	-	-	-	-	-	10	10	10
P. Moala	-	-	-	-	-	10	10	10
C. Scaglione	-	-	-	-	-	10	10	10
B. Seither	-	-	-	-	-	10	10	10
T. Cooley	-	-	-	-	-	9	9	1
A. Birr	-	-	-	-	-	9	9	9
D. Blaylock	-	-	-	-	-	9	9	6
A. Janneh	-	-	-	-	-	9	9	7
T. Seymore	-	-	-	-	-	9	9	9
E. Singleton, Jr.	-	-	-	-	-	9	9	3
C. Alexander	-	-	-	-	-	8	8	8
J. Cruz	-	-	-	-	-	8	8	6
B. Oliver	-	-	-	-	-	8	8	8
A. White, Jr.	-	-	-	-	-	8	8	7
E. Reuben	-	-	-	-	-	7	7	-
E. Dickens	-	-	-	-	-	7	7	3
L. Blackburn	-	-	-	-	6	-	6	-
Z. Gibson	-	-	-	-	6	-	6	-
J. Felix	-	-	-	-	5	-	5	-
Z. Pyron	-	-	-	-	3	2	5	-
C. Lane	-	-	-	-	-	5	5	1
T. Gibson	-	-	-	-	2	2	4	-
P. Tchio	-	-	-	-	2	1	3	-
N. Ashley	-	-	-	-	-	2	2	-
B. Stockton	-	-	-	-	-	2	2	-
A. Minella	-	-	-	-	-	2	2	-
J. Brown	-	-	-	-	-	1	1	-
W. Scissum	-	-	-	1	-	-	1	-
E. Williams	-	-	-	-	-	1	1	-
G. Fortson	-	-	-	-	-	1	1	-

STARTS

NAME	'18	'19	'20	'21	'22	'23	TOT.	CONS.
J. Williams	-	-	9	9	12	7	37	3
D. Leonard	-	-	2	10	8	9	29	8
M. Sims	-	-	2	3	12	9	26	9
D. Douse	-	-	2	-	12	9	23	9
W. Franklin	-	-	-	-	12	10	22	22
M. Scott	-	-	-	-	12	9	21	7
L. Brooks	-	-	-	-	10	9	19	6
K.J. Wallace	-	-	-	-	9	9	18	2
J. Fusile	-	-	-	-	8	10	18	10
K. Kennard	-	-	3	2	9	4	18	-
J. King	-	-	-	3	5	10	18	10
C. Robinson II	-	-	-	-	12	1	13	-
T. Tatum	-	-	-	1	4	6	11	-
Z. Biggers	-	-	-	-	-	10	10	10
H. King	-	-	-	-	-	10	10	10
P. Moala	-	-	-	-	-	10	10	10
K. Johnson	-	-	3	-	-	6	9	1
J. Haynes	-	-	-	-	-	9	9	9
C. Scaglione	-	-	-	-	-	9	9	9
E. Mackenny	-	-	-	-	-	9	9	9
L. Benson	-	-	-	-	4	4	8	1
J. Leftwich	-	-	-	-	4	4	8	-
M. Rutherford	-	-	-	-	1	7	8	-
C. Powell-Lee	-	-	-	-	6	1	7	-
D. Smith	-	-	-	2	4	1	7	-
D. Blaylock	-	-	-	-	-	7	7	2
K. Harris	-	-	-	-	1	6	7	5
E. Singleton, Jr.	-	-	-	-	-	7	7	3
S. Yondjouen	-	2	2	-	1	1	6	-
A. Harvey	-	-	-	-	-	5	5	-
K. Efford	-	-	-	-	-	4	4	4
Z. Gibson	-	-	-	-	3	-	3	-
E. Kelly	-	-	-	-	-	3	3	1
A. Boyd	-	-	-	-	-	2	2	-
K. Gee	-	-	-	-	-	2	2	-
Z. Pyron	-	-	-	-	2	-	2	-
J. Robinson	-	-	-	2	-	-	2	-
L. Blackburn	-	-	-	-	1	-	1	-
J. BlackStrain	-	-	-	-	1	-	1	-
N. Collins	-	-	-	-	1	-	1	-
B. Ward	-	-	1	-	-	-	1	-
B. Seither	-	-	-	-	-	1	1	-
C. Lane	-	-	-	-	-	1	1	-
C. Leary	-	-	-	-	-	1	1	-
O. Daniels	-	-	-	-	-	1	1	-

CAREER HIGHS AT GEORGIA TECH

CHAD ALEXANDER

Tackles: 1, twice - last at No. 17 Miami (Oct. 7, 2023)
Solo Tackles: 1 at No. 17 Miami (Oct. 7, 2023)
Fumbles Recovered: 1 at Wake Forest (Sept. 23, 2023)

LUKE BENSON

Receptions: 3 at No. 17 Miami (Oct. 7, 2023)
Receiving Yards: 38 at Wake Forest (Sept. 23, 2023/2022)
Longest Reception: 38 at Wake Forest (Sept. 23, 2023)

ZEKE BIGGERS

Tackles: 9 at Wake Forest (Sept. 23, 2023)
Solo Tackles: 2, twice - last vs. No. 20/17 Ole Miss (Sept. 17, 2022)
Tackles for Loss: 1.0 vs. No. 20/17 Ole Miss (Sept. 17, 2022)
Sacks: 0.5 at Wake Forest (Sept. 23, 2023)
Fumbles Recovered: 1 at Wake Forest (Sept. 23, 2023)
Blocked Kicks: 1 vs. Virginia (Oct. 20, 2022)
Pass Breakups: 2 at Wake Forest (Sept. 23, 2023)

AIDAN BIRR

Field Goals Made: 3 at Wake Forest (Sept. 23, 2023)
Field Goal Attempts: 3 at Wake Forest (Sept. 23, 2023)
Longest Field Goal Made: 48 at Wake Forest (Sept. 23, 2023)

LEO BLACKBURN

Receptions: 3 vs. Duke (Oct. 8, 2022)
Receiving Yards: 49 vs. Duke (Oct. 8, 2022)
Longest Reception: 37 vs. Duke (Oct. 8, 2022)
Receiving TDs: 1 vs. Duke (Oct. 8, 2022)

DOMINICK BLAYLOCK

Receptions: 7 vs. Bowling Green (Sept. 30, 2023)
Receiving Yards: 131 vs. Bowling Green (Sept. 30, 2023)
Receiving TDs: 1, twice - last vs. Bowling Green (Sept. 30, 2023)
Longest Reception: 34 at No. 17 Miami (Oct. 7, 2023)

AVERY BOYD

Receptions: 1, 4x - last vs. Boston College (Oct. 21, 2023)
Receiving Yards: 31 at Wake Forest (Sept. 23, 2023)
Receiving TDs: 1, twice - last vs. Boston College (Oct. 21, 2023)
Longest Reception: 31 at Wake Forest (Sept. 23, 2023)

LAMILES BROOKS

Tackles: 9, 3x - last vs. Bowling Green (Sept. 30, 2023)
Solo Tackles: 7 vs. Bowling Green (Sept. 30, 2023)
Interceptions: 1, 3x - last at No. 13 North Carolina (Nov. 19, 2022)
Long. Interception Return: 37 vs. Virginia (Oct. 20, 2022)
Touchdowns: 1 vs. Virginia (Oct. 20, 2022)
Pass Breakups: 2, 3x - last at No. 13 North Carolina (Nov. 19, 2022)
Fumbles Recovered: vs. Virginia (Oct. 20, 2022)

SIRAD BRYANT

Tackles: 3 at Virginia (Nov. 4, 2023)
Solo Tackles: 1, 4x - last at Virginia (Nov. 4, 2023)

NOAH COLLINS

Tackles: 4, 3x - last vs. South Carolina State (Sept. 9, 2023)
Solo Tackles: 3 vs. No. 4 Clemson (Sept. 5, 2022)
Tackles for Loss: 2.0 vs. No. 20/17 Ole Miss (Sept. 17, 2022)
Blocked Kicks: 1 vs. No. 20/17 Ole Miss (Sept. 17, 2022)
Fumbles Recovered: 1, twice - last at Virginia Tech (Nov. 5, 2022)

TREY COOLEY

Rush Attempts: 13 at No. 17/19 Ole Miss (Sept. 16, 2023)
Rushing Yards: 93 vs. South Carolina State (Sept. 9, 2023)
Rushing TDs: 2 vs. Louisville (Sept. 1, 2023)
Longest Rush: 23 vs. Louisville (Sept. 1, 2023)
Receptions: 4 at No. 17/19 Ole Miss (Sept. 16, 2023)
Receiving Yards: 61 vs. South Carolina State (Sept. 9, 2023)
Receiving TDs: 1 vs. South Carolina State (Sept. 9, 2023)
Longest Reception: 55 vs. South Carolina State (Sept. 9, 2023)

OMAR DANIELS

Tackles: 2 vs. Bowling Green (Sept. 30, 2023)
Solo Tackles: 2 vs. Bowling Green (Sept. 30, 2023)
Pass Breakups: 1 at No. 17/19 Ole Miss (Sept. 16, 2023)

EVAN DICKENS

Rush Attempts: 6 vs. South Carolina State (Sept. 9, 2023)
Rushing Yards: 29 vs. South Carolina State (Sept. 9, 2023)
Longest Rush: 19 vs. South Carolina State (Sept. 9, 2023)
Receptions: 1 at No. 17/19 Ole Miss (Sept. 16, 2023)
Receiving Yards: 5 at No. 17/19 Ole Miss (Sept. 16, 2023)
Longest Reception: 5 at No. 17/19 Ole Miss (Sept. 16, 2023)

D'QUAN DOUSE

Tackles: 8 at No. 17/19 Ole Miss (Sept. 16, 2023)
Tackles for Loss: 2.5 at Virginia Tech (Nov. 5, 2022)
Sacks: 2.5 at Virginia Tech (Nov. 5, 2022)
Fumbles Forced: 1, twice - last at No. 13 North Carolina (Nov. 19, 2022)
Blocked Kicks: 1, twice - last at Virginia Tech (Nov. 5, 2022)

KYLE EFFORD

Tackles: 10 at Virginia (Nov. 4, 2023)
Solo Tackles: 3, twice - last at Virginia (Nov. 4, 2023)

KHARI GEE

Tackles: 2 vs. Duke (Oct. 8, 2022)
Solo Tackles: 1 vs. Duke (Oct. 8, 2022)
Tackles for Loss: 0.5, twice - last vs. Duke (Oct. 8, 2022)
Sacks: 0.5 vs. Duke (Oct. 8, 2022)

ZACH GIBSON

Pass Attempts: 35 at No. 1 Georgia (Nov. 26, 2022)
Pass Completions: 19 at No. 1 Georgia (Nov. 26, 2022)
Passing Yards: 191 at No. 1 Georgia (Nov. 26, 2022)
Longest Pass: 41 at No. 1 Georgia (Nov. 26, 2022)
Rushing Attempts: 12 vs. Virginia (Oct. 20, 2022)
Rushing Yards: 9 at No. 13 North Carolina (Nov. 19, 2022)
Longest Rush: 13 at No. 1 Georgia (Nov. 26, 2022)

DAYLON GORDON

Blocked Kicks: 1 vs. Virginia (Oct. 20, 2022)

KEVIN HARRIS

Tackles: 4, twice - last vs. Bowling Green (Sept. 30, 2023)
Solo Tackles: 3 vs. Bowling Green (Sept. 30, 2023)

AHMARI HARVEY

Tackles: 4, twice - last vs. No. 17 North Carolina (Oct. 28, 2023)
Solo Tackles: 4, twice - last vs. No. 17 North Carolina (Oct. 28, 2023)
Fumbles Forced: 1 vs. No. 17 North Carolina (Oct. 28, 2023)
Fumbles Recovered: 1 vs. Virginia (Oct. 20, 2022)
Interceptions: 1, twice - last vs. Boston College (Oct. 21, 2023)

JAMAL HAYNES

Rush Attempts: 19 at No. 17/19 Ole Miss (Sept. 16, 2023)
Rushing Yards: 119 at Virginia (Nov. 4, 2023)
Rushing TDs: 1, 6x - last at at Virginia (Nov. 4, 2023)
Longest Rush: 67 vs. South Carolina State (Sept. 9, 2023)
Receptions: 4 vs. Louisville (Sept. 1, 2023)
Longest Reception: 46 vs. Louisville (Sept. 1, 2023)

ABDUL JANNEH

Receptions: 2 at Wake Forest (Sept. 23, 2023)
Receiving Yards: 47 at Wake Forest (Sept. 23, 2023)
Receiving TDs: 1, twice - last vs. Bowling Green (Sept. 30, 2023)
Longest Reception: 33, twice - last at Wake Forest (Sept. 23, 2023)

KENAN JOHNSON

Tackles: 6 at Wake Forest (Sept. 23, 2023)
Solo Tackles: 4, twice - last at Wake Forest (Sept. 23, 2023)
Tackles for Loss: 1.0 at No. 1 Clemson (Aug. 29, 2019)
Fumbles Forced: 1, 3x - last at Virginia (Nov. 4, 2023)
Interceptions: 1 at Wake Forest (Sept. 23, 2023)
Pass Breakups: 1, 3x - last vs. Kennesaw State (Sept. 11, 2021)

EDDIE KELLY

Tackles: 9, twice - last at Clemson (Nov. 11, 2023)
Solo Tackles: 4 at Clemson (Nov. 11, 2023)

KYLE KENNARD

Tackles: 8, twice - last at Wake Forest (Sept. 23, 2023)
Solo Tackles: 5 vs. Louisville (Sept. 1, 2023)
Tackles for Loss: 4.0 at Wake Forest (Sept. 23, 2023)
Sacks: 4.0 at Wake Forest (Sept. 23, 2023)
Fumbles Forced: 1, twice - last at Wake Forest (Sept. 23, 2023)
Fumbles Recovered: 1 vs. South Carolina State (Sept. 9, 2023)
Interceptions: 1 vs. South Carolina State (Sept. 9, 2023)

HAYNES KING

Rushing Attempts: 14 at No. 17/19 Ole Miss (Sept. 16, 2023)
Rushing Yards: 150 vs. Boston College (Oct. 21, 2023)
Rushing TDs: 2 at Virginia (Nov. 4, 2023)
Longest Rush: 71 vs. Boston College (Oct. 21, 2023)
Pass Attempts: 41 at No. 17/19 Ole Miss (Sept. 16, 2023)
Pass Completions: 28 at No. 17/19 Ole Miss (Sept. 16, 2023)
Passing Yards: 348 vs. Bowling Green (Sept. 30, 2023)
Passing TDs: 4, 3x - last vs. No. 17 North Carolina (Oct. 28, 2023)
Longest Pass: 58 at Virginia (Nov. 4, 2023)

JAYLON KING

Tackles: 8, 3x - last at No. 17 Miami (Oct. 7, 2023)
Solo Tackles: 6 vs. No. 4 Georgia (Nov. 30, 2019)
Tackles for Loss: 1.0, 3x - last at No. 6 Clemson (Sept. 18, 2021)
Fumbles Forced: 1 at No. 24 Pitt (Oct. 1, 2022)
Fumbles Recovered: 1, 3x - last at Virginia (Nov. 4, 2023)
Pass Breakups: 4 at Virginia (Nov. 4, 2023)
Interceptions: 1, 5x - last at Clemson (Nov. 11, 2023)

CHASE LANE

Receptions: 3, twice - last vs. South Carolina State (Sept. 9, 2023)
Receiving Yards: 69 vs. Louisville (Sept. 1, 2023)
Receiving TDs: 1 vs. Louisville (Sept. 1, 2023)
Longest Reception: 48 vs. Louisville (Sept. 1, 2023)

CHRISTIAN LEARY

Receptions: 5 at No. 17/19 Ole Miss (Sept. 16, 2023)
Receiving Yards: 64 at No. 17/19 Ole Miss (Sept. 16, 2023)
Receiving TDs: 1, twice - last at No. 17 Miami (Oct. 7, 2023)
Longest Reception: 44 at No. 17 Miami (Oct. 7, 2023)

DYLAN LEONARD

Receptions: 3, 4x - last at Virginia (Nov. 4, 2023)
Receiving Yards: 43 vs. No. 1 Georgia (Nov. 27, 2021)
Receiving TDs: 1 at Clemson (Nov. 11, 2023)
Longest Reception: 40 vs. No. 1 Georgia (Nov. 27, 2021)

HORACE LOCKETT

Tackles: 6 at Wake Forest (Sept. 23, 2023)
Tackles for Loss: 0.5 at Wake Forest (Sept. 23, 2023)

PAUL MOALA

Tackles: 7, 3x - last at Clemson (Nov. 11, 2023)
Solo Tackles: 6 vs. Boston College (Oct. 21, 2023)
Sacks: 1.0 at Wake Forest (Sept. 23, 2023)
Tackles for Loss: 1.0 at Wake Forest (Sept. 23, 2023)
Fumbles Forced: 1 at No. 17 Miami (Oct. 7, 2023)

D.J. MOORE

Tackles: 1 at Virginia (Nov. 4, 2023)
Solo Tackles: 1 at Virginia (Nov. 4, 2023)

JASON MOORE

Tackles: 2, 3x - last at No. 1 Georgia (Nov. 26, 2022)
Solo Tackles: 1, 3x - last vs. Miami (Nov. 12, 2022)
Tackles for Loss: 1.0, twice - last at No. 13 North Carolina (Nov. 19, 2022)
Sacks: 1.0, twice - last at No. 13 North Carolina (Nov. 19, 2022)
Fumbles Forced: 1 at Florida State (Oct. 29, 2022)

BRAELEN OLIVER

Tackles: 5 vs. South Carolina State (Sept. 9, 2023)
Solo Tackles: 3 vs. South Carolina State (Sept. 9, 2023)

CLAYTON POWELL-LEE

Tackles: 14 at Florida State (Oct. 29, 2022)
Solo Tackles: 7 at Florida State (Oct. 29, 2022)
Tackles for Loss: 1.0 at No. 1 Georgia (Nov. 26, 2022)
Fumbles Recovered: 1, 3x - last at No. 1 Georgia (Nov. 26, 2022)
Interceptions: 1, twice - last vs. Louisville (Sept. 1, 2023)

ZACH PYRON

Rushing Attempts: 17 at Virginia Tech (Nov. 5, 2022)
Rushing Yards: 66, twice - last vs. Miami (Nov. 12, 2022)
Longest Rush: 19 vs. Miami (Nov. 12, 2022)
Rushing TDs: 1, 3x - last vs. Miami (Nov. 12, 2022)
Passing Attempts: 32 at Virginia Tech (Nov. 5, 2022)
Passing Completions: 19 at Virginia Tech (Nov. 5, 2022)
Passing Yards: 253 at Virginia Tech (Nov. 5, 2022)
Longest Pass: 56 at Virginia Tech (Nov. 5, 2022)
Passing TDs: 1, 3x - last vs. Miami (Nov. 12, 2022)

ETINOSA REUBEN

Tackles: 1 vs. South Carolina State (Sept. 9, 2023)

JOSH ROBINSON

Tackles: 2, twice - last vs. Louisville (Sept. 1, 2023)
Solo Tackles: 2 at Virginia Tech (Nov. 5, 2022)
Tackles for Loss: 1.0, twice - vs. No. 20/17 Ole Miss (Sept. 17, 2022)

CAREER HIGHS AT GEORGIA TECH

MALIK RUTHERFORD

Receptions: 6, twice - last vs. Bowling Green (Sept. 30, 2023)
Receiving Yards: 85 vs. Louisville (Sept. 1, 2023)
Longest Reception: 55 vs. Louisville (Sept. 1, 2023)
Receiving TDs: 2 vs. No. 17 North Carolina (Oct. 28, 2023)
Rushing Attempt: 1 vs. Virginia (Oct. 20, 2022)
Rushing Yards: 4 vs. Virginia (Oct. 20, 2022)

MAKIUS SCOTT

Tackles: 7 at Wake Forest (Sept. 23, 2023)
Solo Tackles: 3, twice - last at Wake Forest (Sept. 23, 2023)
Tackles for Loss: 1.0 at No. 13 North Carolina (Nov. 19, 2022)
Fumbles Forced: 1 vs. Boston College (Oct. 21, 2023)
Fumbles Recovered: 1 at Virginia Tech (Nov. 5, 2022)
Pass Breakups: 1 at Wake Forest (Sept. 23, 2023)

BRETT SEITHER

Receptions: 2 vs. No. 17 North Carolina (Oct. 28, 2023)
Receiving Yards: 40 vs. No. 17 North Carolina (Oct. 28, 2023)
Receiving TDs: 2 vs. No. 17 North Carolina (Oct. 28, 2023)
Longest Reception: 35 vs. No. 17 North Carolina (Oct. 28, 2023)

TAYE SEYMORE

Tackles: 1, 3x - last at No. 17 Miami (Oct. 7, 2023)
Solo Tackles: 1, twice - last at No. 17 Miami (Oct. 7, 2023)

DAVID SHANAHAN

Punts: 10, twice - last vs. Virginia (Oct. 20, 2022)
Punting Yards: 430 vs. Virginia (Oct. 20, 2022)
Punting Avg.: 52.7 vs. Northern Illinois (Sept. 4, 2021)
Longest Punt: 71 at Duke (Oct. 9, 2021)

RODNEY SHELLEY

Tackles: 8 at Clemson (Nov. 11, 2023)
Solo Tackles: 4 at Clemson (Nov. 11, 2023)

MYLES SIMS

Tackles: 10 at Wake Forest (Sept. 23, 2023)
Solo Tackles: 6 at Wake Forest (Sept. 23, 2023)
Tackles for Loss: 1.0, 3x - last vs. No. 20/17 Ole Miss (Sept. 17, 2022)
Pass Breakups: 2, twice - last vs. Virginia Tech (Oct. 30, 2021)
Fumbles Recovered: 1, twice - last at Miami (Nov. 6, 2021)
Interceptions: 1, twice - last at Virginia (Nov. 4, 2023)

ERIC SINGLETON, JR.

Receptions: 8 vs. No. 17 North Carolina (Oct. 28, 2023)
Receiving Yards: 117 vs. No. 17 North Carolina (Oct. 28, 2023)
Receiving TDs: 1, 6x - last at Virginia (Nov. 4, 2023)
Longest Reception: 58 at Virginia (Nov. 4, 2023)

DONTAE SMITH

Rush Attempts: 22 vs. No. 17 North Carolina (Oct. 28, 2023)
Rushing Yards: 178 vs. No. 17 North Carolina (Oct. 28, 2023)
Longest Rush: 70 vs. No. 17 North Carolina (Oct. 28, 2023)
Rushing TDs: 3 vs. Western Carolina (Sept. 10, 2022)
Receptions: 4 at No. 1 Georgia (Nov. 26, 2022)
Receiving Yards: 35 at Virginia (Nov. 4, 2023)
Receiving TDs: 1 at Clemson (Nov. 11, 2023)
Longest Reception: 32 at Clemson (Nov. 11, 2023)
Kick Returns: 3 vs. North Carolina (Oct. 5, 2019)
Kick Return Yards: 77 vs. North Carolina (Oct. 5, 2019)
Longest Kick Return: 31 vs. North Carolina (Oct. 5, 2019)
Passing Attempts: 1 at No. 1 Georgia (Nov. 26, 2022)
Passing Completions: 1 at No. 1 Georgia (Nov. 26, 2022)
Passing TDs: 1 at No. 1 Georgia (Nov. 26, 2022)
Longest Pass: 24 at No. 1 Georgia (Nov. 26, 2022)

GAVIN STEWART

Field Goals Made: 4 at No. 24 Pitt (Oct. 1, 2022)
Field Goals Attempted: 4 at No. 24 Pitt (Oct. 1, 2022)
Longest Field Goal Made: 40 at No. 24 Pitt (Oct. 1, 2022)
Longest Field Goal Attempted: 60 vs. Northern Illinois (Sept. 4, 2021)

TRENILYUS TATUM

Tackles: 8 vs. Louisville (Sept. 1, 2023)
Solo Tackles: 5 vs. Boston College (Nov. 13, 2021)
Sacks: 1.0 at Florida State (Oct. 29, 2022)
Tackles for Loss: 1.0, twice - last at Florida State (Oct. 29, 2022)
Fumbles Forced: 1 vs. Virginia (Oct. 20, 2022)

JOSHUA TAYLOR

Punt Attempts: 1 at No. 17/19 Ole Miss (Sept. 16, 2023)
Punt Yards: 40 at No. 17/19 Ole Miss (Sept. 16, 2023)
Longest Punt: 40 at No. 17/19 Ole Miss (Sept. 16, 2023)

K.J. WALLACE

Tackles: 9 at Florida State (Oct. 29, 2022)
Solo Tackles: 6 at Florida State (Oct. 29, 2022)
Tackles for Loss: 1.0, 4x - last at Wake Forest (Sept. 23, 2023)
Sacks: 1., twice - last at Wake Forest (Sept. 23, 2023)
Fumbles Forced: 1, twice - last at No. 17 Miami (Oct. 7, 2023)
Interceptions: 1 vs. Duke (Oct. 8, 2022)

BILLY WARD

Tackles: 2 at No. 6 Notre Dame (Nov. 20, 2021)
Solo Tackles: 1 at No. 6 Notre Dame (Nov. 20, 2021)

KENYATTA WATSON II

Tackles: 5 at Florida State (Oct. 29, 2022)
Solo Tackles: 2 at Florida State (Oct. 29, 2022)

ANDRE WHITE, JR.

Tackles: 4, twice - last at Clemson (Nov. 11, 2023)
Solo Tackles: 2 at Clemson (Nov. 11, 2023)
Sacks: 1.5 at Wake Forest (Sept. 23, 2023)
Tackles for Loss: 1.5 at Wake Forest (Sept. 23, 2023)
Fumbles Forced: 1 at Wake Forest (Sept. 23, 2023)

SYLVAIN YONDJOUEN

Tackles: 4, twice - last at UCF (Sept. 24, 2022)
Solo Tackles: 4 at UCF (Sept. 24, 2022)
Tackles for Loss: 1.5 at No. 13 North Carolina (Nov. 19, 2022)
Sacks: 1.0 at No. 6 Notre Dame (Nov. 20, 2021)
Forced Fumbles: 1 at No. 6 Notre Dame (Nov. 20, 2021)
Pass Breakups: 1 vs. Duke (Oct. 8, 2022)



STARTING LINEUPS, ETC.

OFFENSIVE STARTERS	QB	RB	WR	WR	WR	TE	LT	LG	C	RG	RT
Louisville	King	Smith	Blaylock	Rutherford	Benson^	Leonard	Robinson II	Fusile	Franklin	Williams	Leftwich
South Carolina State	King	Haynes	Lane	Rutherford	Benson^	Seither	Mackenny	Fusile	Franklin	Scaglione	Williams
Ole Miss	King	Haynes	Blaylock	Rutherford	Singleton Jr.	Leonard	Mackenny	Fusile	Franklin	Scaglione	Williams
Wake Forest	King	Haynes	Boyd	Rutherford	Singleton Jr.	Leonard	Mackenny	Fusile	Franklin	Scaglione	Williams
Bowling Green	King	Haynes	Blaylock	Singleton Jr.	Benson^	Leonard	Mackenny	Fusile	Franklin	Scaglione	Leftwich
Miami (Fla.)	King	Haynes	Blaylock	Rutherford	Singleton, Jr.	Leonard	Mackenny	Fusile	Franklin	Scaglione	Leftwich
Boston College	King	Haynes	Blaylock	Rutherford	Leary	Leonard	Mackenny	Fusile	Franklin	Scaglione	Leftwich
North Carolina	King	Haynes	Boyd	Singleton Jr.	Benson^	Leonard	Mackenny	Fusile	Franklin	Scaglione	Williams
Virginia	King	Haynes	Blaylock	Rutherford	Singleton, Jr.	Leonard	Mackenny	Fusile	Franklin	Scaglione	Williams
Clemson	King	Haynes	Blaylock	Singleton Jr.	Benson^	Leonard	Mackenny	Fusile	Franklin	Scaglione	Williams
Syracuse											
Georgia											

^ light end

DEFENSIVE STARTERS	DE	DT	DT	DE	LB (MAC)	LB (MONEY)	SS	FS	NIC	CB	CB
Louisville	Yondjouen	Scott	Biggers	Harris	Moala	Tatum	Brooks	King	Wallace	Harvey	Johnson
South Carolina State	Kelly	Douse	Biggers	Kennard	Moala	Tatum	Brooks	King	Wallace	Harvey	Sims
Ole Miss	Kelly	Douse	Biggers	Kennard	Moala	Tatum	Brooks	King	Wallace	Harvey	Sims
Wake Forest	Scott	Douse	Biggers	Kennard	Moala	Tatum	Powell-Lee	King	Wallace	Johnson	Sims
Bowling Green	Scott	Douse	Biggers	Kennard	Moala	Tatum	Brooks	King	Wallace	Johnson	Sims
Miami (Fla.)	Scott	Douse	Biggers	Kennard	Moala	Tatum	Brooks	King	Wallace	Johnson	Sims
Boston College	Scott	Douse	Biggers	Harris	Moala	Efford	Brooks	King	Wallace	Johnson	Sims
North Carolina	Scott	Douse	Biggers	Harris	Moala	Efford	Brooks	King	Daniels	Harvey	Sims
Virginia	Scott	Douse	Biggers	Harris	Moala	Efford	Brooks	King	Wallace	Harvey	Sims
Clemson	Kelly	Scott	Biggers	Harris	Moala	Efford	Brooks	King	Wallace	Johnson	Sims
Syracuse											
Georgia											

GAME INFORMATION

	TECH CAPTAINS	COIN TOSS	GT KO/REC.	GT 1ST OFF. PLAY	GT 1ST POSSESSION	OPP. 1ST POSSESSION	KICKOFF TIME	GAME LENGTH	GT HELMET	GT JERSEY	GT PANTS
Louisville	Leonard, Brooks	UL	Rec.	King pass 4 Rutherford	Intercepted	Field Goal	7:37	3:42	Gold	Gold	White
South Carolina State	Fusile, J. King	GT	KO	King pass -1 Leary	Touchdown	Interception	3:23	3:10	Gold	White	Gold
Ole Miss	Kennard, H. King Tatum, Franklin	OM	KO	Haynes rush 6	Blocked FG	Field Goal	6:39	3:31	White	White	White
Wake Forest	Haynes, Wallace Boyd	WF	Rec.	King pass -2 Rutherford	Punt	Field Goal	6:36	3:25	White	White	Gold
Bowling Green	Biggers, Benson Rutherford	GT	Rec.	King pass 53 Singleton	TD	Punt	3:33	3:22	Gold	Black	Black
Miami (Fla.)	Scott, Harris, Franklin, Fusile	MIA	Rec.	King pass INC	Punt	Downs	8:05	3:44	White	White	Gold
Boston College	Brooks, H. King, J. King, Leonard	BC	Rec.	King pass 13 Rutherford	Punt	Punt	12:04	3:20	White	White	White
North Carolina	Scott, Franklin Rutherford, J. King	UNC	Rec.	King pass 9 Leonard	Punt	TD	8:06	3:26	White	Gold	White
Virginia	Wallace, Smith Efford, Williams	GT	KO	King pass 7 Singleton	Punt	INT	2:07	3:12	White	White	Gold
Clemson	Biggers, Fusile Sims, H. King	CLEM	Rec.	King rush 13	Punt	Punt	12:07	3:22	White	White	Gold
Syracuse											
Georgia											

TURNOVERS

GEORGIA TECH TAKEAWAYS

NO.	OPP.	QTR	TURNOVER	DEFENDER(S)	LED TO	PTS. OFF
1.	UL	2	Interception	Clayton Powell-Lee	Missed FG	0
2.	SCST	1	Interception	Kyle Kennard	Interception	7
3.	SCST	3	Fumble	Kyle Kennard (F, R)	TD	7
4.	WF	2	Fumble	Chad Alexander (R)	FG	3
5.	WF	2	Fumble	Jaylon King (F, R)	Punt	0
6.	WF	4	Fumble	Andre White (F); Zeek Biggers (R)	FG	3
7.	WF	4	Interception	Kenan Johnson	FG	3
8.	WF	4	Interception	Jaylon King	Downs	0
9.	MIA	2	Interception	LaMiles Brooks	Punt	0
10.	MIA	3	Interception	Ahmari Harvey	FG	7
11.	MIA	4	Interception	Jaylon King	FG	3
12.	MIA	4	Fumble	Paul Moala (F); Kyle Kennard (R)	TD	7
13.	MIA	4	Fumble	KJ Wallace (F); Myles Sims (R)	Game	0
14.	BC	3	Interception	Ahmari Harvey	TD	7
15.	UNC	4	Fumble	Ahmari Harvey (F); K.J. Wallace (R)	Game	0
16.	UVA	1	Interception	Myles Sims	Punt	0
17.	UVA	2	Fumble	Kenan Johnson (F); Jaylon King (R)	Punt	0
18.	UVA	4	Interception	Jaylon King	Punt	0
19.	CLEM	3	Interception	Jaylon King	INT	0
				Points		47

* Defensive touchdown

GEORGIA TECH GIVEAWAYS

NO.	OPP.	QTR	TURNOVER	OFFENSIVE PLAYER	LED TO	PTS. OFF
1.	UL	1	Interception	Haynes King	FG	3
2.	UL	4	Fumble	Haynes King	TD	7
3.	SCST	2	Fumble	Trey Cooley	Punt	0
4.	SCST	4	Interception	Zach Pyron	Downs	0
5.	WF	2	Interception	Haynes King	Punt	0
6.	BG	2	Fumble	Team	TD	7
7.	BG	3	Interception	Haynes King	TD	7*
8.	BG	4	Interception	Haynes King	TD	7
9.	MIA	2	Interception	Haynes King	INT	0
10.	MIA	4	Interception	Haynes King	FG	3
11.	BC	1	Interception	Haynes King	TD	7*
12.	BC	4	Interception	Haynes King	TD	7
13.	BC	4	Interception	Haynes King	Game	0
14.	UNC	3	Interception	Haynes King	TD	7
15.	CLEM	2	Interception	Haynes King	Blocked FG	0
16.	CLEM	3	Interception	Haynes King	Punt	0
17.	CLEM	4	Interception	Haynes King	TD	7
18.	CLEM	4	Interception	Haynes King	TD	7*
				Points		55

* Defensive touchdown

DRIVES
DRIVE CHART

DISPLAYED GEORGIA TECH/OPPONENT

	Possessions	TDs	FGs Made	FGs Missed	Fum.	Int.	Safety	Punt	Downs	Half	Game	80+yard Drives	3 and Out
Louisville	14/13	5/4	0/4	2/0	1/0	1/1	0/0	4/4	1/0	0/0	0/0	0/1	4/5
South Carolina State	12/12	6/2	2/0	1/0	1/1	1/1	0/0	0/6	0/1	1/0	1/0	0/0	1/3
Ole Miss	11/11	3/6	1/2	1/1	0/0	0/0	0/0	2/1	3/1	1/0	1/0	1/1	1/1
Wake Forest	13/12	3/2	3/1	0/0	0/1	1/3	0/0	4/2	2/2	1/1	1/0	1/0	3/2
Bowling Green	11/11	4/4	0/1	0/0	1/0	2/0	0/0	3/3	1/1	0/2	0/1	1/1	3/1
Miami (Fla.)	12/13	3/2	1/2	0/0	0/2	2/3	0/0	6/3	0/1	0/0	0/0	0/0	5/1
Boston College	13/12	3/4	1/1	0/1	0/0	3/0	0/0	5/4	0/0	1/1	0/1	2/1	4/2
North Carolina	13/12	6/6	1/0	0/1	0/1	1/0	0/0	2/4	2/0	1/0	1/0	2/1	1/3
Virginia	12/13	6/2	1/0	0/1	0/1	0/2	0/0	5/4	0/1	0/1	0/1	0/0	1/5
Clemson	13/14	3/5	0/0	0/1	0/0	4/1	0/0	6/3	0/2	0/1	0/1	0/1	5/3
Syracuse													
Georgia													
TOTALS	124/123	42/37	10/12	4/5	3/6	11/11	0/0	37/34	9/8	5/6	4/4	7/6	28/26

GEORGIA TECH SCORING DRIVES

QTR	TD	FG	PLAYERS	PLAY	PL	YDS	TIME
1. UL	2	X	Seither from King	2-yd pass	9	75	3:31
	2	X	Trey Cooley	1-yd rush	4	72	1:43
	2	X	Trey Cooley	23-yd rush	5	75	2:25
	2	X	Lane from King	48-yd pass	3	65	1:12
4	X	Singleton from King	5-yd pass	7	75	1:30	
2. SCST	1	X	Jamal Haynes	4-yd rush	4	15	1:38
	1	X	Blaylock from King	3-yd pass	7	60	2:28
	2	X	Singleton from King	40-yd pass	5	62	2:16
	2	X	Seither from King	8-yd pass	2	75	0:18
3	X	Cooley from King	55-yd pass	1	55	0:11	
3	X	Aidan Birr	30-yd FG	7	55	2:11	
3	X	Trey Cooley	15-yd rush	9	74	2:56	
4	X	Aidan Birr	42-yd FG	8	35	3:42	
3. OM	2	X	Aidan Birr	22-yd FG	17	90	8:26
	3	X	Haynes King	1-yd rush	9	78	3:47
	4	X	Singleton from King	15-yd pass	10	68	4:23
	4	X	Boyd from King	14-yd pass	9	75	2:06
4. WF	1	X	Singleton from King	31-yd pass	6	75	2:35
	2	X	Janneh from King	33-yd pass	7	83	3:09
	2	X	Aidan Birr	25-yd FG	4	2	0:54
	2	X	Aidan Birr	48-yd FG	5	7	2:21
4	X	Aidan Birr	27-yd FG	7	16	3:54	
4	X	Jamal Haynes	26-yd rush	4	68	0:53	
5. BG	1	X	Singleton from King	53-yd pass	1	53	0:08
	1	X	Leary from King	11-yd pass	5	71	1:55
	3	X	Rutherford from King	15-yd pass	8	81	1:58
	4	X	Janneh from King	16-yd pass	10	65	2:26
6. MIA	3	X	Haynes King	6-yd rush	8	75	3:18
	3	X	Jamal Haynes	4-yd rush	4	26	1:26
	4	X	Aidan Birr	27-yd FG	4	6	2:03
	4	X	Leary from King	44-yd pass	4	74	0:25
7. BC	1	X	Jamal Haynes	16-yd rush	10	69	4:56
	2	X	Aidan Birr	46-yd FG	10	61	4:22
	3	X	Haynes King	71-yd rush	3	80	1:18
	3	X	Boyd from King	19-yd pass	8	89	3:26
8. UNC	2	X	Rutherford from King	42-yd pass	5	69	1:25
	2	X	Seither from King	35-yd pass	6	75	2:08
	2	X	Rutherford from King	14-yd pass	8	86	3:05
	2	X	Aidan Birr	40-yd FG	8	52	0:45
4	X	Jamal Haynes	4-yd rush	9	88	2:50	
4	X	Dontae Smith	70-yd rush	2	75	0:33	
4	X	Seither from King	5-yd pass	6	79	2:32	
9. UVA	1	X	Aidan Birr	41-yd FG	9	33	3:04
	2	X	Haynes King	2-yd rush	16	69	6:18
	2	X	Haynes King	34-yd rush	5	48	2:06
	2	X	Dontae Smith	33-yd rush	5	70	1:04
3	X	Singleton from King	58-yd pass	5	75	2:19	
4	X	Dontae Smith	10-yd rush	5	61	2:27	
4	X	Jamal Haynes	43-yd rush	2	44	0:51	
10. CLEM	1	X	Haynes King	4-yd rush	4	25	2:12
	4	X	Dontae Smith from Haynes King	32-yd pass	7	75	2:35
	4	X	Dylan Leonard from Haynes King	4-yd pass	14	67	4:12

OPPONENT SCORING DRIVES

QTR	TD	FG	PLAYERS	PLAY	PL	YDS	TIME
1. UL	1	X	B. Travelstead	33-yd FG	5	12	1:30
	1	X	B. Travelstead	30-yd FG	10	79	4:26
	2	X	Coleman from Plummer	9-yd pass	6	75	3:21
	3	X	B. Travelstead	22-yd FG	13	68	6:34
3	X	Thrash from Plummer	6-yd pass	6	65	2:49	
4	X	Thrash from Plummer	20-yd pass	7	80	2:58	
4	X	J. Jordan	74-yd rush	1	74	0:12	
4	X	B. Travelstead	38-yd FG	4	8	0:22	
2. SCST	2	X	K. Fields	1-yd rush	8	70	2:04
	3	X	A. Washington	1-yd rush	6	75	3:03
3. OM	1	X	C. Davis	47-yd FG	8	50	2:17
	1	X	J. Dart	1-yd rush	8	34	3:15
	3	X	U. Bentley IV	21-yd rush	5	71	2:19
	3	X	J. Dart	6-yd rush	5	28	1:38
4	X	C. Davis	45-yd FG	7	48	2:46	
4	X	Watkins from Dart	68-yd pass	2	68	0:41	
4	X	Q. Judkins	1-yd rush	2	34	0:41	
4	X	M. Jones	36-yd rush	2	50	0:44	
4. WF	1	X	M. Dennis	25-yd FG	14	72	6:29
	3	X	D. Claiborne	7-yd rush	12	74	4:34
	4	X	Grimes from Griffis	16-yd pass	11	75	5:21

TOUCHDOWN DRIVES SUMMARY

	GT	OPP
Touchdown plays of 20-plus yards	17	9
Touchdown plays of 50-plus yards	4	1
Touchdown drives of 80-plus yards	6	4
Touchdown drives of 90-plus yards	-	1
Touchdown drives of 20 yards or less	1	-
Touchdown drives of 5:00 or more	1	7
Touchdown drives of 7:00 or more	-	1
Touchdown drives of 3:00 or less	28	19
Touchdown drives of 2:00 or less	17	7
Touchdown drives of 1:00 or less	6	7
Touchdown drives of 5 plays or less	19	8
Touchdown drives of 10 plays or more	4	8
Touchdown drives of 1 play	2	1

does not include special teams or defensive touchdowns



BIG PLAYS

GEORGIA TECH BIG PLAYS (20+ YARDS)

NO.	OPPONENT	PLAYER(S)	PLAY	DOWN-DIST.	* Touchdown YDS.
1.	Louisville	Malik Rutherford from Haynes King	Pass	2-5	55
2.		Chase Lane from Haynes King	Pass	2-6	48*
3.		Jamal Haynes from Haynes King	Pass	1-10	46
4.		Abdul Jannah from Haynes King	Pass	2-9	33
5.		Eric Singleton, Jr. from Haynes King	Pass	2-10	25
6.		Trey Cooley	Rush	1-10	23*
7.	S.C. State	Jamal Haynes	Rush	1-10	67
8.		Trey Cooley from Haynes King	Pass	1-10	55*
9.		Eric Singleton, Jr. from Haynes King	Pass	2-13	40*
10.		Jamal Haynes	KO Return		31
11.		Christian Leary from Haynes King	Pass	3-5	25
12.		Christian Leary	KO Return		24
13.		Chase Lane from Haynes King	Pass	1-10	23
14.		Dominick Blaylock from Haynes King	Pass	1-10	23
15.		Trey Cooley	Rush	1-10	21
16.		Eric Singleton, Jr. from Haynes King	Pass	2-9	20
17.		Dominick Blaylock	Punt Return		20
18.	Ole Miss	Eric Singleton, Jr. from Haynes King	Pass	3-2	51
19.		Dylan Leonard from Haynes King	Pass	2-8	23
20.		Christian Leary from Haynes King	Pass	1-10	23
21.	Wake Forest	Luke Benson from Haynes King	Pass	3-8	38
22.		Haynes King	Rush	2-3	35
23.		Abdul Jannah from Haynes King	Pass	3-5	33*
24.		Avery Boyd from Haynes King	Pass	2-8	31
25.		Eric Singleton, Jr. from Haynes King	Pass	3-6	31*
26.		Jamal Haynes	Rush	2-10	26*
27.		Jamal Haynes	Rush	1-10	24
28.		Christian Leary	KO Return		22
29.		Kenan Johnson	INT Return		21
30.	Bowling Green	Eric Singleton Jr. from Haynes King	Pass	1-10	53*
31.		Christian Leary	KO Return		43
32.		Malik Rutherford from Haynes King	Pass	1-10	31
33.		Christian Leary	KO Return		25
34.		Malik Rutherford from Haynes King	Pass	1-10	24
35.		Christian Leary	KO Return		23
36.		Dominick Blaylock from Haynes King	Pass	1-10	20
37.	Miami (Fla.)	Jaylon King	INT Return		66
38.		Christian Leary from Haynes King	Pass	2-10	44*
39.		Dominick Blaylock from Haynes King	Pass	3-6	34
40.		Malik Rutherford from Haynes King	Pass	2-10	30
41.		LaMiles Brooks	INT Return		25
42.	Boston College	Haynes King	Rush	1-15	71*
43.		Trey Cooley from Haynes King	Pass	3-9	37
44.		Christian Leary from Haynes King	Pass	1-10	29
45.		Christian Leary	KO Return		28
46.		Christian Leary	KO Return		23
47.		Christian Leary	KO Return		20
48.		Haynes King	Rush	2-4	20
49.	North Carolina	Dontae Smith	Rush	2-5	70*
50.		Haynes King	Rush	1-10	52
51.		Eric Singleton Jr from Haynes King	Pass	3-5	43
52.		Malik Rutherford from Haynes King	Pass	3-2	42*
53.		Brett Seither from Haynes King	Pass	4-2	35*
54.		Jamal Haynes	Rush	1-10	29
55.		Eric Singleton Jr from Haynes King	Pass	1-10	20
56.	Virginia	Eric Singleton Jr from Haynes King	Pass	1-20	58*
57.		Jamal Haynes	Rush	2-9	43*
58.		Haynes King	Rush	3-6	34*
59.		Dontae Smith	Rush	3-14	33*
60.		Haynes King	Rush	1-10	29
61.		Dominick Blaylock	Punt Return		23
62.		Christian Leary	KO Return		22
63.		Dontae Smith from Haynes King	Pass	2-12	22
64.		Christian Leary	KO Return		22
65.	Clemson	Jamal Haynes	Rush	1-10	40
66.		Dontae Smith from Haynes King	Pass	2-7	32*
67.		Christian Leary from Haynes King	Pass	2-10	30
68.		Jamal Haynes	Rush	1-10	20

OPPONENT BIG PLAYS (20+ YARDS)

NO.	OPPONENT	PLAYER(S)	PLAY	DOWN-DIST.	* Touchdown YDS.
1.	Louisville	J. Jordan	Rush	1-10	74*
2.		K. Coleman, Jr. from J. Plummer	Pass	2-7	40
3.		C. Bell from J. Plummer	Pass	2-9	33
4.		J. Thrash from J. Plummer	Pass	3-3	23
5.		J. Jordan	KO Return		23
6.		J. Thrash from J. Plummer	Pass	4-4	21
7.		J. Thrash from J. Plummer	Pass	1-10	20*
8.	S.C. State	J. Howell	Rush	1-10	47
9.		R. Bailey from C. Field, Jr.	Pass	3-5	25
10.	Ole Miss	Watkins from Dart	Pass	2-10	68*
11.		J. Dart	Rush	1-10	68
12.		Wade from Dart	Pass	1-20	43
13.		Wade from Dart	Pass	2-9	40
14.		M. Jones	Rush	1-10	36*
15.		U. Bentley IV	KO Return		26
16.		Judkins from Dart	Pass	1-10	25
17.		Watkins from Dart	Pass	2-8	23
18.		U. Bentley IV	Rush	2-7	21*
19.		U. Bentley IV	KO Return		21
20.	Wake Forest	J. Ellison	Rush	2-10	29
21.		M. Griffis	Rush	2-14	27
22.		M. Griffis	Rush	3-10	24
23.		D. Claiborne	KO Return		23
24.		K. Williams	KO Return		21
25.		Morin from Griffis	Pass	2-7	20
26.		J. Ellison	Rush	2-5	20
27.	Bowling Green	Hogan from Bazelak	Pass	1-10	50
28.		D. Jones, Jr.	INT Return		45*
29.		T. Stewart	Rush	1-10	32
30.		Keith from Bazelak	Pass	1-10	28
31.		Strwart from Bazelak	Pass	3-1	27
32.		Hogan from Bazelak	Pass	1-10	23
33.	Miami (Fla.)	Young from Van Dyke	Pass	1-10	57
34.		Restrepo from Van Dyke	Pass	2-7	47
35.		J. Williams	INT Return		44
36.		George from Van Dyke	Pass	1-10	25
37.		B. Smith	KO Return		24
38.		Williams from Van Dyke	Pass	3-3	22*
39.		B. Smith	KO Return		22
40.		Restrepo from Van Dyke	Pass	2-12	20
41.	Boston College	K. Robichaux	Rush	1-10	57
42.		K. Robichaux from Castellanos	Pass	1-10	45
43.		T. Castellanos	Rush	4-1	43*
44.		Bond from Castellanos	Pass	2-7	31
45.		Castellanos	Rush	1-10	30
46.		Franklin from Castellanos	Pass	2-22	30
47.		A. Jackson	INT Return		30*
48.		Takacs from Castellanos	Pass	3-1	27
49.		K. Robichaux	Rush	2-4	24
50.		Bond from Castellanos	Pass	1-10	20
51.	North Carolina	T. Chapman	KO Return		52
52.		Nesbit from Maye	Pass	2-6	46
53.		Walker from Maye	Pass	3-17	36
54.		Chapman from Maye	Pass	2-7	35*
55.		Walker from Maye	Pass	1-10	32*
56.		Nesbit from Maye	Pass	3-18	29
57.		Hampton from Maye	Pass	1-10	29
58.		Copenhaver from Maye	Pass	1-10	22
59.		C. Hood	KO Return		21
60.	Virginia	M. Washington	KO Return		40
61.		Fields from Colandrea	Pass	2-10	28
62.		Washington from Colandrea	Pass	1-10	25
63.		P. Jones	KO Return		21
64.		Washington from Brosterhouse	Pass	2-9	21
65.		M. Washington	KO Return		21
66.	Clemson	S. Lewis	INT Return		46*
67.		P. Mafah	Rush	2-6	36
68.		W. Shipley	Rush	1-10	32*
69.		Collins from Klubnik	Pass	1-10	20
70.		Collins from Klubnik	Pass	4-7	20

BIG PLAYS FROM SCRIMMAGE SUMMARY

RUSH/CATCH	20-29	30-39	40-49	50-59	60-69	70-79	80-89	90-99	TOT
Eric Singleton, Jr.	3 (0/3)	1 (0/1)	2 (0/2)	3 (0/3)	-	-	-	-	9
Jamal Haynes	4 (4/0)	-	3 (2/1)	-	1 (1/0)	-	-	-	8
Haynes King	2 (2/0)	2 (2/0)	-	1 (1/0)	-	1 (1/0)	-	-	6
Christian Leary	3 (0/3)	1 (0/1)	1 (0/1)	-	-	-	-	-	5
Malik Rutherford	1 (0/1)	2 (0/2)	1 (0/1)	1 (0/1)	-	-	-	-	5
Trey Cooley	2 (1/1)	1 (0/1)	-	1 (0/1)	-	-	-	-	4
Dominick Blaylock	2 (0/2)	1 (0/1)	-	-	-	-	-	-	3
Dontae Smith	1 (0/1)	2 (1/1)	-	-	-	1 (1/0)	-	-	4
Abdul Jannah	-	2 (0/2)	-	-	-	-	-	-	2
Chase Lane	1 (0/1)	-	1 (0/1)	-	-	-	-	-	2
Luke Benson	-	1 (0/1)	-	-	-	-	-	-	1
Avery Boyd	-	1 (0/1)	-	-	-	-	-	-	1
Dylan Leonard	1 (0/1)	-	-	-	-	-	-	-	1
Brett Seither	-	1 (0/1)	-	-	-	-	-	-	1
Totals	20 (7/13)	15 (3/12)	8 (2/6)	6 (1/5)	1 (1/0)	2 (2/0)	-	-	56
Opponents	29 (3/26)	11 (6/5)	8 (2/6)	3 (1/2)	2 (1/1)	1 (1/0)	-	-	54
PASSING	20-29	30-39	40-49	50-59	60-69	70-79	80-89	90-99	TOT
Haynes King	13	12	6	5	-	-	-	-	36
Totals	13	12	6	5	-	-	-	-	36
Opponents	26	5	6	2	1	-	-	-	36

THE LAST TIME IT HAPPENED ...

TEAM

	GEORGIA TECH	OPPONENT
Scored 50 Points	Nov. 28, 2020 vs. Duke (56)	Nov. 20, 2021 by No. 6 Notre Dame (55)
Scored 50 Points, ACC Game	Nov. 28, 2020 vs. Duke (56)	Oct. 2, 2021 by Pitt (52)
Scored 35 Points, Half	Oct. 5, 2018 at Louisville (35/2nd)	Nov. 20, 2021 by No. 6 Notre Dame (45/1st)
Scored 28 Points, Quarter	Sept. 1, 2023 vs. Louisville (28/2nd)	Oct. 17, 2020 by No. 1 Clemson (2nd/35)
Scored 0 Points	Sept. 10, 2022 vs. No. 20/17 Ole Miss	Sept. 1, 2018 by Alcorn State
Scored 0 Points, Half	Oct. 7, 2023 vs. No. 17 Miami (Fla.)	Sept. 1, 2018 by Alcorn State (2nd)
Overcame 10-Point Deficit, Win	Nov. 19, 2022 vs. No. 13/11 North Carolina (17-7)	Sept. 1, 2023 by Louisville (28-13)
Overcame 10-Point Halftime Deficit, Win	Nov. 19, 2022 vs. No. 13/11 North Carolina (17-7)	Sept. 1, 2023 by Louisville (28-13)
40-Point Margin of Victory	Sept. 29, 2018 vs. Bowling Green (63-17)	Sept. 10, 2022 by No. 20/17 Ole Miss (42-0)
30-39-Point Margin of Victory	Sept. 9, 2023 vs. South Carolina State (48-13)	Sept. 5, 2022 by No. 4 Clemson (41-10)
Scored 30 Points or more, Loss	Nov. 13, 2021 vs. Boston College (30)	Oct. 5, 2018 by Louisville (31)
Scored fewer than 10 Points, Win	Nov. 11, 2006 at North Carolina (7-0)	Dec. 2, 2006 by Wake Forest (9-6)
7 Touchdowns	Nov. 28, 2020 vs. Duke (7)	Nov. 20, 2021 by No. 6 Notre Dame (7)
0 Touchdowns	Sept. 10, 2022 vs. No. 20/17 Ole Miss	Sept. 1, 2018 by Alcorn State
5+ Rushing Touchdowns	Nov. 5, 2023 at Virginia (5)	Sept. 16, 2023 by No. 17/19 Ole Miss (5)
4+ Passing Touchdowns	Oct. 28, 2023 vs. No. 17 North Carolina (4)	Oct. 23, 2021 by Virginia (4)
Interception Return for TD	Oct. 20, 2022 vs. Virginia; LaMiles Brooks (37 yards) (Brennan Armstrong pass)	Nov. 11, 2023 by Clemson; Shelton Lewis (46 yards) (Haynes King pass)
Fumble Return for TD	Nov. 6, 2021 at Miami (Fla.); Jaylon King (40 yds)	Nov. 20, 2021 by No. 6 Notre Dame; Myron Tagovailoa-Amosa (70 yds)
Punt Return for TD	Sept. 10, 2009 vs. Clemson; Jerrard Tarrant (85 yards)	Nov. 5, 2022 by Virginia Tech; Tucker Holloway (90 yards)
Blocked Punt Return for TD	Sept. 27, 1997 vs. Clemson Block: Ajenavi Eziemefe; Rec: D'Jay Jones	Sept. 24, 2022 by UCF Block: Jarvis Ware; Rec: Quadric Bullard
Kickoff Return for TD	Nov. 13, 2021 vs. Boston College; Jahmyr Gibbs (98-yard return)	Sept. 8, 2018 by USF; Terrence Horne (98 yards) Sept. 8, 2018 by USF; Terrence Horne (97 yards)
2 Non-Offensive TDs	Nov. 8, 2014 at NC State (INT return, fumble return)	Nov. 5, 2022 by Virginia Tech (INT return; Punt return)
4 Field Goals Made	Oct. 1, 2022 at No. 24 Pitt (4)	Oct. 30, 2021 by Virginia Tech (4)
3 Field Goals Missed	Sept. 4, 2021 vs. Northern Illinois (3)	Oct. 19, 2019 by Miami (3)
5 Field Goals Attempted	Dec. 31, 2011 vs. Utah (5)	Nov. 17, 2007 by North Carolina (5)
50-yard Field Goal Made	Dec. 31, 2016 vs. Kentucky (Harrison Butker, 52)	Sept. 23, 2017 by Pittsburgh Alex Kessman (55 yards)
Missed PAT	Oct. 21, 2023 by Boston College	Sept. 23, 2023 by Wake Forest
Missed more than 1 PAT	Nov. 3, 2012 at Maryland (2)	Nov. 5, 1977 by Notre Dame (2)
Made 2-Point Conversion	Oct. 28, 2023 vs. No. 17 UNC (M. Rutherford from H. King)	Sept. 25, 2021 by No. 20 UNC (C. Baker pass from S. Howell)
Failed 2-Point Conversion	Oct. 7, 2023 vs. No. 17 Miami (Fla.) (Haynes King kneel)	Sept. 1, 2023 by Louisville (Jack Plummer pass failed)
Two+ 2-Point Conversions Att.	Nov. 5, 2022 at Virginia Tech (2, 2 failed)	Nov. 11, 2017 by No. 17 Virginia Tech (2, 2 failed)
Defensive Extra Point Scored	Nov. 6, 2021 at Miami (Fla.) Juanyeh Thomas 100-yard INT return (Tyler Van Dyke pass)	None recorded
Recorded Safety	Sept. 18, 2021 at No. 6 Clemson J. Thomas forced Clemson fumble, fell on in own end zone	Nov. 28, 2020 by Duke GT fumbled a punt return into the endzone
Blocked Field Goal	Nov. 11, 2023 at Clemson Rodney Shelley blocked Jonathan Weitz' attempt	Sept. 16, 2023 by No. 17/19 Ole Miss Zxavian Harris blocked Aidan Birr's attempt
Blocked PAT	Nov. 5, 2022 at Virginia Tech (D'Quon Douse)	Oct. 23, 2021 at Virginia (N. Taylor)
Blocked Punt	Oct. 28, 2023 vs. No. 17 North Carolina Abdul Jannah blocked punt of Tom Maginness	Sept. 24, 2022 by UCF Jarvis Ware blocked punt of David Shanahan
Blocked 2 Kicks/Punts	Oct. 20, 2022 vs. Virginia (field goal/punt)	Sept. 5, 2022 by No. 4 Clemson (2 punts)
30+ First Downs	Oct. 25, 2018 at Virginia Tech (35)	Oct. 29, 2022 by Florida State (32)
10 (or fewer) First Downs	Nov. 27, 2021 vs. No. 1 Georgia (9)	Sept. 1, 2018 by Alcorn State (9)
500-599 Yards Total Offense	Sept. 9, 2023 vs. South Carolina State (578)	Oct. 28, 2023 by No. 17 North Carolina (577)
600+ Yards Total Offense	Oct. 28, 2023 vs. No. 17 North Carolina (635)	Oct. 29, 2022 by Florida State (642)
< 200 Yards Total Offense	Nov. 16, 2019 vs. Virginia Tech (134)	Sept. 1, 2018 by Alcorn State (146)
< 100 Yards Total Offense	Nov. 18, 1961 at Alabama (96)	Oct. 9, 2004 by Maryland (82)
300+ Yards Total Offense, Half	Oct. 28, 2023 vs. No. 17 North Carolina (360/1st)	Sept. 16, 2023 by No. 17/19 Ole Miss (341/2nd)
< 50 Yards Total Offense, Half	Oct. 29, 2022 at Florida State (24/1st)	Sept. 9, 2017 by Jacksonville State (45/2nd)
90 Offensive Plays	Sept. 4, 2017 vs. No. 25/24 Tennessee (20T) (96)	Oct. 9, 2021 by Duke (91)
50 (or fewer) Offensive Plays	Nov. 2, 2019 vs. Pitt (50)	Oct. 25, 2018 by Virginia Tech (47)
300-399 Yards Rushing	Nov. 5, 2023 at Virginia (305)	Oct. 21, 2023 by Boston College (308)
400+ Yards Rushing	Nov. 3, 2018 at North Carolina (461)	Aug. 29, 2019 by No. 1 Clemson (411)
50 Yards (or less) Rushing	Nov. 27, 2004 at Georgia (24)	Sept. 23, 2017 by Pittsburgh (37)
0 Yards (or less) Rushing	1968 (two times – vs. Notre Dame and Navy)	Nov. 2, 2013 by Pittsburgh (-5)
60+ Rushing Attempts	Oct. 25, 2018 at Virginia Tech (78)	Sept. 10, 2022 by No. 20/17 Ole Miss (62)
30 (or fewer) Rushing Attempts	Oct. 7, 2023 vs. No. 17 Miami (Fla.) (27)	Nov. 5, 2023 by Virginia (29)
25+ Pass Completions	Sept. 16, 2023 at No. 17/19 Ole Miss (28)	Oct. 1, 2022 by No. 24 Pitt (26)
5 (or fewer) Pass Completions	Nov. 24, 2018 at No. 5 Georgia (5)	Sept. 14, 2019 by The Citadel (1)

THE LAST TIME IT HAPPENED ...

TEAM

	GEORGIA TECH	OPPONENT
40+ Pass Attempts	Sept. 16, 2023 at No. 17/19 Ole Miss (42)	Nov. 5, 2023 by Virginia (40)
10 (or fewer) Pass Attempts	Nov. 17, 2018 vs. Virginia (OT) (8)	Sept. 14, 2019 by The Citadel (4)
Threw 3 Interceptions	Nov. 11, 2023 at Clemson (4)	Oct. 7, 2023 by No. 17 Miami (Fla.) (3)
300-399 Yards Passing	Sept. 30, 2023 vs. Bowling Green (348)	Oct. 28, 2023 by No. 17 North Carolina (310)
400+ Yards Passing	Nov. 10, 2001 at Virginia (486)	Oct. 17, 2020 by No. 1 Clemson (500)
100 (or less) Yards Passing	Nov. 20, 2021 at No. 6 Notre Dame (96)	Sept. 9, 2023 by South Carolina State (95)
Completed 70 Percent of Passes	Nov. 4, 2023 at Virginia (.727, 24-of-33)	Oct. 9, 2021 by Duke (.759, 22-of-29)
5+ Fumbles	Oct. 13, 2018 vs. Duke (6)	Oct. 25, 2014 by Pittsburgh (7)
4+ Fumbles Lost	Sept. 23, 2017 vs. Pittsburgh (4)	Nov. 28, 2020 by Duke (4)
5 Turnovers	Sept. 26, 2020 vs. Syracuse (5)	Sept. 23, 2023 by Wake Forest (5)
0 Turnovers	Nov. 5, 2023 at Virginia	Sept. 16, 2023 by No. 17/19 Ole Miss
10 Penalties	Sept. 23, 2023 at Wake Forest (14)	Sept. 30, 2023 by Bowling Green (10)
2 (or fewer) Penalties	Sept. 16, 2023 at No. 17/19 Ole Miss (0)	Nov. 30, 2019 by No. 4 Georgia (0)
100+ Penalty Yards	Sept. 23, 2023 at Wake Forest (142)	Sept. 30, 2023 (113)
10 (or fewer) Penalty Yards	Oct. 14, 2017 vs. No. 11/10 Miami (6)	Nov. 30, 2019 by No. 4 Georgia (0)
10 Punts	Oct. 20, 2022 vs. Virginia (10)	Oct. 11, 2008 by Gardner-Webb (10)
0 Punts	Sept. 9, 2023 vs. South Carolina State	Oct. 29, 2022 by Florida State
10 Third-Down Conversions	Sept. 16, 2023 at No. 17/19 Ole Miss (11)	Sept. 30, 2023 by Bowling Green (10)
2+ Fourth-Down Conversions	Sept. 16, 2023 at No. 17/19 Ole Miss (2)	Nov. 11, 2023 by Clemson (4-of-6)
4 Fourth-Down Attempts	Oct. 2, 2021 vs. Pitt (2-of-4)	Nov. 11, 2023 by Clemson (4-of-6)
37:00 or higher TOP	Sept. 16, 2023 at No. 17/19 Ole Miss (39:17)	Sept. 30, 2023 by Bowling Green (42:45)
15 Tackles for Loss	Sept. 1, 2007 at Notre Dame (19)	None Recorded
10 Sacks	Oct. 9, 1993 vs. Maryland (11)	None Recorded
5 Players to Score TD	Sept. 9, 2023 vs. South Carolina State (6)	Nov. 11, 2023 by Clemson (6)
4 Players to Rush for TD	Oct. 9, 2020 vs. Louisville (4)	Sept. 16, 2023 by No. 17/19 Ole Miss (4)
3 Players to Catch TD Pass	Sept. 30, 2023 vs. Bowling Green (4)	Nov. 11, 2023 by Clemson (4)
2 Players to Throw TD Pass	Nov. 12, 2022 vs. Miami (1 - Zach Pyron; 1 - Zach Gibson)	Sept. 5, 2022 by No. 4 Clemson (1 - DJ Uiagalelei; 1 - Cade Klubnik)
15-Play+ Touchdown Drive	Nov. 5, 2023 at Virginia (16)	Nov. 11, 2023 by Clemson (18)
8-Minute+ Touchdown Drive	Sept. 30, 2017 vs. North Carolina (8:54)	Nov. 11, 2023 by Clemson (9:51)
90-Yard+ Touchdown Drive	Nov. 12, 2022 vs. Miami (99)	Nov. 11, 2023 by Clemson (92)
1-Play Touchdown Drive	Nov. 3, 2018 at North Carolina (Q. Searcy 86-yd pass from T. Oliver)	Sept. 1, 2023 by Louisville (39-34) (J. Jordan 74-yard rush)
TD on First Offensive Play of Game	Sept. 30, 2023 vs. Bowling Green (E. Singleton 53-yd pass from H. King)	Nov. 19, 2022 by No. 11/13 North Carolina (E. Green 80-yd rush)
Won an Overtime Game	Oct. 8, 2022 vs. Duke (OT) (23-20)	Sept. 14, 2019 by The Citadel (OT) (27-24)
Game Won on Final Play	Oct. 24, 2015 vs. Florida State (Lance Austin 78-yard missed FG return)	Sept. 14, 2019 by The Citadel (37-yard FG in overtime)

BOTH TEAMS COMBINED

90 Points	Oct. 5, 2018 at Louisville (97) (66-31)	6 Field Goals	Nov. 17, 2018 vs. Virginia (OT) (6)
100+ Rushing Attempts	Oct. 9, 2021 at Duke (101)	5 Fumbles Lost	Sept. 23, 2017 vs. Pittsburgh (5)
20 (or fewer) Points	Nov. 28, 2015 vs. Georgia (20) (13-7)	4 Field Goals Missed	Oct. 20, 2012 vs. Boston College (4)
60 (or fewer) Rushing Att.	Sept. 9, 2006 vs. Samford (51)	10 Turnovers	Nov. 17, 1990 at Wake Forest (10)
10 (or fewer) Points	Nov. 11, 2006 at North Carolina (7) (7-0)	8 Field Goals Att.	Nov. 17, 2007 vs. North Carolina (8)
700+ Yards Passing	Oct. 2, 2021 by Pitt (758)	0 Turnovers	Sept. 16, 2023 at Ole Miss
50 Points in a Half	Oct. 2, 2021 by Pitt (56)	50 First Downs	Oct. 28, 2023 vs. No. 17 North Carolina (54)
150 (or fewer) Passing Yds.	Nov. 3, 2012 at Maryland (146)	20 Penalties	Oct. 29, 2022 at Florida State (22)
0 Points in a Half	Nov. 11, 2006 at North Carolina (2nd)	25 (or fewer) First Downs	Oct. 18, 2008 at Clemson (24) (12-12)
50 Pass Completions	Oct. 23, 2021 at Virginia (56)	5 (or fewer) Penalties	Sept. 16, 2023 at No. 17/19 Ole Miss (5)
30 Points in a Quarter	Oct. 28, 2023 vs. No. 17 North Carolina (38/2nd)	1,000+ Yards Total Offense	Oct. 28, 2023 vs. No. 17 North Carolina (1,212)
20 (or fewer) Completions	Sept. 14, 2019 vs. The Citadel (8)	200 Penalty Yards	Oct. 29, 2022 at Florida State (211)
10+ Touchdowns	Oct. 28, 2023 vs. No. 17 North Carolina (12)	500 Yds (or fewer) Total Off.	Oct. 22, 2011 at Miami (473)
90 Pass Attempts	Oct. 26, 2002 vs. Virginia (101)	25 (or fewer) Penalty Yards	Oct. 22, 2011 at Miami (15)
0 Touchdowns	Dec. 2, 2006 vs. Wake Forest	160+ Offensive Plays	Sept. 19, 2020 vs. No. 14 UCF (173)
30 (or fewer) Pass Att.	Sept. 14, 2019 vs. The Citadel (17)	15+ Punts	Oct. 20, 2020 vs. Virginia (16)
5 Touchdowns in a Quarter	Oct. 28, 2023 vs. No. 17 North Carolina (5/2nd)	120 (or fewer) Off. Plays	Nov. 16, 2019 vs. Virginia Tech (117)
5 Passes Intercepted	Nov. 11, 2023 at Clemson (5)	0 Punts	Dec. 5, 2009 vs. Clemson
8 Touchdowns in a Half	Oct. 2, 2021 by Pitt (8/1st)	600+ Yards Rushing	Oct. 28, 2023 vs. No. 17 North Carolina (615)
10 Fumbles	Oct. 13, 2018 vs. Duke (10)	10 Sacks	Nov. 10, 2007 at Duke (10)
		150 (or fewer) Rushing Yds.	Nov. 19, 2005 at Miami (150)

THE LAST TIME IT HAPPENED ...
INDIVIDUAL

	GEORGIA TECH	OPPONENT
30+ Rushing Attempts	Oct. 25, 2018 at Virginia Tech, Tobias Oliver (40)	Nov. 6, 2021 by Miami (Fla.), Jaylan Knighton (32)
150-199 Yards Rushing	Oct. 28, 2023 vs. No. 17 North Carolina, Dontae Smith (178)	Oct. 28, 2023 by No. 17 North Carolina, Omarion Hampton (153)
200+ Yards Rushing	Oct. 25, 2018 at Virginia Tech, Tobias Oliver (215)	Aug. 29, 2019 by No. 1 Clemson, Travis Etienne (205)
50+ Pass Attempts	Oct. 6, 2005 vs. NC State, Reggie Ball (53)	Oct. 5, 2019 by North Carolina, Sam Howell (51)
40+ Pass Attempts	Sept. 16, 2023 vs. No. 17/19 Ole Miss, Haynes King (41)	Oct. 1, 2022 by No. 24 Pitt, Kedon Slovis (45)
25+ Pass Completions	Oct. 23, 2021 at Virginia, Jeff Sims (27)	Oct. 1, 2022 by No. 24 Pitt, Kedon Slovis (26)
Threw 3 Interceptions	Nov. 11, 2023 at Clemson, Haynes King (4)	Oct. 7, 2023 by No. 17 Miami (Fla.), Tyler Van Dyke (3)
300-399 Yards Passing	Sept. 30, 2023 vs. Bowling Green, Haynes King (348)	Oct. 28, 2023 by No. 17 North Carolina, Drake Maye (310)
400+ Yards Passing	Nov. 10, 2001 at Virginia, George Godsey (486)	Oct. 17, 2020 by No. 1 Clemson, Trevor Lawrence (404)
Rushed & Passed for 100+ Yds.	Oct. 21, 2023 vs. Boston College, Haynes King (150/204)	Oct. 21, 2023 vs. Boston College, Haynes King (128/255)
Rushed & Received for 100+ Yds.	Nov. 14, 2013 at Clemson Robert Godhigh (126/203)	Oct. 30, 1997 by North Carolina J. Linton (138/137)
300-399 Yards Total Offense	Oct. 28, 2023 vs. No. 17 North Carolina, Haynes King (377)	Oct. 21, 2023 by Boston College, Thomas Castellanos (383)
400+ Yards Total Offense	Oct. 29, 2016 vs. Duke, Justin Thomas (459)	Oct. 6, 2012 by Clemson, Tajh Boyd (460)
10+ Receptions	Oct. 7, 2006 vs. Maryland, Calvin Johnson (10)	Oct. 7, 2023 by No. 17 Miami (Fla.), Xavier Restrepo (12)
100-199 Yards Receiving	Oct. 28, 2023 vs. No. 17 North Carolina, Eric Singleton Jr. (117)	Oct. 7, 2023 by No. 17 Miami (Fla.), Xavier Restrepo (123)
200+ Yards Receiving	Oct. 4, 2008 vs. Duke, Demaryius Thomas (230)	Nov. 6, 2021 by Miami (Fla.), Charleston Rambo (210)
4+ Touchdowns Scored	Sept. 4, 2017 vs. No. 25/24 Tennessee (20T) TaQuon Marshall (5)	Sept. 4, 2017 by No. 25/24 Tennessee (20T) John Kelly (4)
3+ Touchdowns Rushing	Sept. 10, 2022 vs. Western Carolina Dontae Smith (3)	Nov. 13, 2021 by Boston College Phil Jurkovec (3)
3+ Touchdowns Receiving	Sept. 11, 2004 vs. Clemson, Calvin Johnson (3)	Nov. 29, 2008 by Georgia, Mohamed Massaquoi (3)
4+ Touchdowns Passing	Oct. 28, 2023 vs. No. 17 North Carolina, Haynes King (4)	Nov. 11, 2023 by Clemson, Cade Klubnik (4)
Rushing & Receiving TDs	Oct. 24, 2020 at Boston College, Ahmearan Brown (1/1)	Oct. 14, 2017 by No. 11/10 Miami, Travis Homer (1/1)
Rushing & Passing TDs	Nov. 11, 2023 at Clemson, Haynes King (1/2)	Nov. 16, 2019 by Virginia Tech, Hendon Hooker (1/2)
Passing & Receiving TDs	Nov. 17, 2007 vs. North Carolina Taylor Bennett (1/1)	Nov. 18, 2017 by Duke Shaun Wilson (1/2)
3 Field Goals	Sept. 23, 2023 at Wake Forest Aidan Birr (3-of-3)	Sept. 1, 2023 by Louisville Brock Travelstead (4-of-4)
4+ Field Goals	Oct. 1, 2022 at No. 24 Pitt Gavin Stewart (4-of-4)	Sept. 1, 2023 by Louisville Brock Travelstead (4-of-4)
5 Field Goal Attempts	Sept. 1, 2007 vs. Notre Dame Travis Bell (5)	Oct. 30, 2021 by Virginia Tech John Parker Romo (5)
Made a 50-yard Field Goal	Dec. 31, 2016 vs. Kentucky, Harrison Butker (52)	Nov. 26, 2022 by No. 1 Georgia, Jack Podlesny (50)
Attempted a 60-yard Field Goal	Sept. 4, 2021 vs. Northern Illinois Gavin Stewart (60/miss)	Nov. 17, 2007 by North Carolina Connor Barth (63/miss)
10+ Punts	Oct. 20, 2022 vs. Virginia, David Shanahan (10)	None recorded
60-69 yard Punt	Oct. 28, 2023 vs. No. 17 North Carolina, David Shanahan (61)	Nov. 19, 2022 by No. 13/11 North Carolina, Ben Kiernan (60)
70-yard+ Punt	Oct. 9, 2021 at Duke David Shanahan (71)	Sept. 4, 2017 by No. 25/24 Tennessee (20T) Trevor Daniel (70)
100+ Punt Return Yards	Aug. 31, 2002 vs. Vanderbilt, Kelley Rhino (110)	None recorded
70-89 yard Punt Return	Sept. 10, 2009 vs. Clemson Jerrard Tarrant (85 TD)	Sept. 23, 2017 by Pittsburgh Quadree Henderson (80 TD)
Punt Return for a Touchdown	Sept. 10, 2009 vs. Clemson, Jerrard Tarrant	Nov. 5, 2022 by Virginia Tech, Tucker Holloway
90-yard+ Kickoff Return	Nov. 24, 2018 at No. 5 Georgia Juanyeh Thomas (100 TD)	Sept. 8, 2018 by USF Terrence Horne (98 TD, 97 TD)
Kickoff Return for a Touchdown	Nov. 13, 2021 vs. Boston College Jahmyr Gibbs (98 TD)	Sept. 8, 2018 by USF Terrence Horne (98 TD, 97 TD)
70-yard+ Interception Return	Aug. 31, 2013 vs. Elon, Tyler Marcordes (95)	Nov. 12, 2022 by Miami, Kamren Kinchens (99)
15+ Tackles	Nov. 5, 2022 at Virginia Tech, Charlie Thomas (16)	Oct. 13, 2018 by Duke, Joe Giles-Harris (15)
3.0+ Sacks	Sept. 23, 2023 at Wake Forest, Kyle Kennard (4.0)	Oct. 12, 2019 by Duke, Victor Dimukeje (3.0)
2+ Interceptions	Sept. 11, 2021 vs. Kennesaw State, Charlie Thomas (2)	Oct. 21, 2023 by Boston College, Elijah Jones (2)
2+ Fumble Recoveries	Oct. 5, 2018 at Louisville, Charlie Thomas (2)	Nov. 21, 2019 by NC State, Larrell Murchison (2)
2+ Forced Fumbles	Sept. 11, 2021 vs. Kennesaw State, Jordan Domineck (2)	Nov. 20, 2021 by No. 6 Notre Dame, Isaiah Foskey (2)

TWO PLAYERS

	GEORGIA TECH	OPPONENT
2 100-yard Rushers	Nov. 28, 2020 vs. Duke Jeff Sims (108) and Jordan Mason (105)	Oct. 21, 2023 by Boston College Kye Robichaux (165) and Thomas Castellanos (128)
2 100-yard Receivers	Sept. 10, 2005 vs. North Carolina Damarius Bilbo (131) and Calvin Johnson (114)	Oct. 2, 2021 by Pitt Jordan Addison (117) and Taysir mack (121)
100-yard Rusher & Receiver	Sept. 8, 2018 TaQuon Marshall (113) and Clinton Lynch (111)	Oct. 29, 2022 by Florida State Trey Benson (111) and Johnny Wilson (111)
250 Comb. Yards Rushing	Oct. 28, 2023 vs. No. 17 North Carolina Dontae Smith and Haynes King (268) / Jamal Haynes (258)	Oct. 21, 2023 by Boston College Kye Robichaux and Thomas Castellanos (290)
250 Comb. Yards Receiving	Jan. 1, 2007 vs. West Virginia Calvin Johnson and James Johnson (254)	Oct. 23, 2021 by Virginia Dontayvion Wicks and Keytaon Thompson (257)
20 Comb. Receptions	Nov. 10, 2001 at Virginia Will Glover and Kerry Watkins (21)	Oct. 26, 2013 by Virginia Darius Jennings and Tim Smith (23)



	LOUISVILLE	39
	1-0, 1-0	
	GEORGIA TECH	34
	0-1, 0-1	

Game 1 • Sept. 1, 2023 • Atlanta, Ga. • Mercedes-Benz Stadium (36,101)

SCORING SUMMARY

	1	2	3	4	F
Louisville	6	7	10	16	39
Georgia Tech	0	28	0	6	34

1st	12:13	UL	Travelstead, Bro 33 yd field goal, 5-12 1:30	LOU 3 - GT 0
	00:21	UL	Travelstead, Bro 30 yd field goal, 10-79 4:26	LOU 6 - GT 0
2nd	11:50	GT	Brett Seither 2 yd pass from (Stewart, G. kick), 9-75 3:31	LOU 6 - GT 7
	09:03	GT	Trey Cooley 1 yd run (Stewart, G. kick), 4-72 1:43	LOU 6 - GT 14
	05:42	UL	Coleman Jr., Kev 9 yd pass from Brown, Keith (Travelstead, Bro kick), 6-75 3:21	LOU 13 - GT 14
	03:17	GT	Trey Cooley 23 yd run (Stewart, G. kick), 5-75 2:25	LOU 13 - GT 21
	00:42	GT	Chase Lane 48 yd pass from (Stewart, G. kick), 3-65 1:12	LOU 13 - GT 28
3rd	08:19	UL	Travelstead, Bro 22 yd field goal, 13-68 6:34	LOU 16 - GT 28
	04:41	UL	Thrash, Jamari 5 yd pass from Brown, Keith (Travelstead, Bro kick), 6-65 2:49	LOU 23 - GT 28
4th	08:08	UL	Thrash, Jamari 20 yd pass from Brown, Keith (Plummer, Jack kick failed), 7-80 2:58	LOU 29 - GT 28
	03:41	UL	Jordan, Jawhar 74 yd run (Travelstead, Bro kick), 1-74 0:12	LOU 36 - GT 28
	02:37	UL	Travelstead, Bro 38 yd field goal, 4-8 0:22	LOU 39 - GT 28
	01:07	GT	Singleton Jr., E. 5 yd pass from (Haynes King kick failed), 7-75 1:30	LOU 39 - GT 34

TEAM STATISTICS

	UL	GT
First Downs.....	21	23
Rushes-Yards.....	34-227	38-175
Passing Yards.....	247	313
Pass Comp-Att-Int.....	18-31-1	19-32-1
Total Offense.....	474	488
Fumbles-Lost.....	1-0	1-1
Penalties-Yards.....	7-59	2-20
Punts-Yards (Avg./Net).....	4-185 (46.2/40.2)	4-172 (43.0/41.5)
Kickoffs-Yards (Avg./Net).....	9-573 (63.7/41.7)	5-321 (64.2/39.6)
Punt Returns (No.-Yds.-TD).....	2-6-0	3-24-0
Kickoff Returns (No.-Yds.-TD).....	1-23-0	2-35-0
Interceptions (No.-Yds.-TD).....	1-(-1)-0	1-0-0
Fumble Returns (No.-Yds.-TD).....	0-0-0	0-0-0
Time of Possession.....	29:54	30:06
Third-Down Conversions.....	1-of-11	6-of-13
Fourth-Down Conversions.....	1-of-1	0-of-1
Red-Zone Scores-Chances.....	6-6	3-5
Sacks By (No.-Yds.).....	1-10	0-0
Field Goals.....	4-4	0-2
Points Off Turnovers.....	3	0

INDIVIDUAL STATISTICS

RUSHING: UL — Jordan, Jawhar 7-96; Plummer, Jack 9-51; Turner, Maurice 7-30; Guerendo, Isaac 6-27; Calloway, Jimmy 2-14; Huggins-Bruce, A 1-11; TEAM 2-(-2).
 GT — Haynes King 10-53; Trey Cooley 9-52; Haynes, J. 11-51; Smith, Don. 7-18; Dickens, Evan 1-1.
PASSING: UL — Plummer, Jack 18-31-1 247.
 GT — Haynes King 19-32-1 313.
RECEIVING: UL — Thrash, Jamari 7-88; Coleman Jr., Kev 3-66; Huggins-Bruce, A 3-18; Bell, Chris 2-40; Calloway, Jimmy 1-16; Guerendo, Isaac 1-13; Jordan, Jawhar 1-6.
 GT — Rutherford, M. 5-85; Haynes, J. 4-56; Chase Lane 3-69; Reed Jr., E. 2-34; Leary, Christian 2-27; Abdul Jannah 1-33; Benson, L. 1-7; Brett Seither 1-2.
INTERCEPTIONS: UL — King.
 GT — None.
FUMBLE RECOVERIES: UL — Puryear.
 GT — Powell-Lee.
FORCED FUMBLES: UL — Tell.
 GT — K. Johnson.
TACKLES FOR LOSS: UL — Tell 1.0-10; Watts 1.0-1.
 GT — None.
SACKS: UL — Tell 1.0-10.
 GT — None.

	S.C. STATE	13
	0-3, 0-0	
	GEORGIA TECH	48
	1-1, 0-1	

Game 2 • Sept. 9, 2023 • Atlanta, Ga. • Bobby Dodd Stadium (31,452)

SCORING SUMMARY

	1	2	3	4	F
South Carolina St.	0	6	7	0	13
Georgia Tech	14	14	17	3	48



1st	12:28	GT	Haynes, J. 4 yd run (Stewart, G. kick), 4-15 1:38	SCST 0 - GT 7
	8:22	GT	Dominick Blaylock 3 yd pass from (Stewart, G. kick), 7-60 2:28	SCST 0 - GT 14
2nd	8:30	GT	Eric Singleton, Jr. 40 yd pass from (Stewart, G. kick), 5-62 2:16	SCST 0 - GT 21
	0:34	SCST	Fields, Kacy 1 yd run (Zimmerman, Gavyn kick failed), 8-70 2:04	SCST 6 - GT 21
	0:16	GT	Brett Seither 8 yd pass from (Stewart, G. kick), 2-75 0:18	SCST 6 - GT 28
3rd	14:42	GT	Trey Cooley 55 yd pass from (Birr, Aidan kick), 1-55 0:11	SCST 6 - GT 35
	11:39	SCST	Washington, Andr 1 yd run (Zimmerman, Gavyn kick), 6-75 3:03	SCST 13 - GT 35
	9:22	GT	Birr, Aidan 30 yd field goal, 7-55 2:11	SCST 13 - GT 38
	0:05	GT	Trey Cooley 15 yd run (Birr, Aidan kick), 9-74 2:56	SCST 13 - GT 45
4th	9:33	GT	Birr, Aidan 42 yd field goal, 8-35 3:42	SCST 13 - GT 48



TEAM STATISTICS

	SCST	GT
First Downs.....	14	28
Rushes-Yards.....	42-196	33-268
Passing Yards.....	95	310
Pass Comp-Att-Int.....	10-19-1	24-34-1
Total Offense.....	291	578
Fumbles-Lost.....	2-1	1-1
Penalties-Yards.....	6-29	3-45
Punts-Yards (Avg./Net).....	6-215 (35.8/25.8)	0-0 (0/0)
Kickoffs-Yards (Avg./Net).....	3-158 (52.7/26.0)	9-585 (65.0/40.0)
Punt Returns (No.-Yds.-TD).....	0-0-0	4-60-0
Kickoff Returns (No.-Yds.-TD).....	0-0-0	2-55-0
Interceptions (No.-Yds.-TD).....	1-0-0	1-12-0
Fumble Returns (No.-Yds.-TD).....	0-0-0	0-0-0
Time of Possession.....	31:33	28:27
Third-Down Conversions.....	7-of-15	6-of-10
Fourth-Down Conversions.....	0-of-1	1-of-1
Red-Zone Scores-Chances.....	2-2	5-6
Sacks By (No.-Yds.).....	1-2	0-0
Field Goals.....	0-0	2-3
Points Off Turnovers.....	0	14

INDIVIDUAL STATISTICS

RUSHING: SCST — Howell, Jawarn 6-64; Washington, Andr 12-54; Shaw, Josh 7-32; Fields, Kacy 9-23; Smith, Tyler J. 4-18; Fields, Jr., Cor 3-6; TEAM 1-(-1).
 GT — Haynes, J. 9-113; Trey Cooley 10-93; Smith, Don. 5-32; Dickens, Evan 6-29; Pyron, Zach 1-4; Haynes King 1-0; Christian Leary 1-(-3).
PASSING: SCST — Fields, Jr., Cor 9-15-1-91; Washington, Andr 0-2-0-0; Franklin II, Pro 1-2-0-4.
 GT — Haynes King 21-29-0-290; Pyron, Zach 3-5-1-20.
RECEIVING: SCST — Toney, Keshawn 4-29; Bailey, Richard 3-40; Smith, Jordan 2-22; Burgess, Shamont 1-4.
 GT — Rutherford, M. 5-60; Dominick Blaylock 4-46; Eric Singleton, Jr. 3-69; Chase Lane 3-36; Christian Leary 3-27; Trey Cooley 2-61; Haynes, J. 2-2; Brett Seither 1-8; Smith, Don. 1-1.
INTERCEPTIONS: SCST — Green, Jr.
 GT — Kennard.
FUMBLE RECOVERIES: SCST — Evans.
 GT — Kennard.
FORCED FUMBLES: SCST — None.
 GT — Kennard.
TACKLES FOR LOSS: SCST — Austin 1.0-3; Burroughs 1.0-3; Kirskey 1.0-3; Doe 1.0-1; Godbolt 1.0-1; Brunson 1.0-1; Barber 0.5-1; Smith 0.5-0.
 GT — Harris 1.0-4; Moala 1.0-2; Lockett 0.5-1; Kennard 0.5-0.
SACKS: SCST — None.
 GT — None.

	GEORGIA TECH	23
	1-2, 0-1	
	#17/19 OLE MISS	48
	3-0, 0-0	

	GEORGIA TECH	30
	2-2, 1-1	
	WAKE FOREST	16
	3-1, 0-1	

Game 3 • Sept. 16, 2023 • Oxford, Miss. • Vaught-Hemingway Stad. (64,150)

SCORING SUMMARY

	1	2	3	4	F
Georgia Tech	0	3	7	13	23
Ole Miss	10	0	14	24	48

1st 12:38	OM	Davis,Caden 47 yd field goal, 8-50 2:17	GT 0 - OM 3
03:02	OM	Dart,Jaxson 1 yd run (Davis,Caden kick), 8-75 3:15	GT 0 - OM 10
2nd 01:09	GT	Birr,Aidan 22 yd field goal, 17-90 8:26	GT 3 - OM 10
3rd 09:45	OM	Bentley IV,Ullys 21 yd run (Davis,Caden kick), 5-71 2:19	GT 3 - OM 17
06:00	OM	Dart,Jaxson 6 yd run (Davis,Caden kick), 5-28 1:38	GT 3 - OM 24
02:07	GT	Haynes King 1 yd run (Birr,Aidan kick), 9-78 3:47	GT 10 - OM 24
4th 10:31	GT	Eric Singleton, Jr. 15 yd pass from Haynes King (Birr,Aidan kick), 10-68 4:23	GT 17 - OM 24
07:45	OM	Davis,Caden 45 yd field goal, 7-48 2:46	GT 17 - OM 27
05:59	OM	Watkins,Jordan 68 yd pass from Dart,Jaxson (Davis,Caden kick), 2-68 0:41	GT 17 - OM 34
03:40	OM	Judkins,Quinsho 1 yd run (Davis,Caden kick), 2-34 0:41	GT 17 - OM 41
01:34	GT	Boyd, A. 14 yd pass from Haynes King (Brett Seither pass failed), 9-75 2:06	GT 23 - OM 41
00:49	OM	Jones,Matt 36 yd run (Davis,Caden kick), 2-50 0:44	GT 23 - OM 48

TEAM STATISTICS

	GT	OM
First Downs.....	26	19
Rushes-Yards.....	47-167	37-299
Passing Yards.....	307	251
Pass Comp-Att-Int.....	28-42-0	10-19-0
Total Offense.....	474	550
Fumbles-Lost.....	1-0	0-0
Penalties-Yards.....	0-0	5-40
Punts-Yards (Avg./Net).....	2-78 (39.0/39.0)	1-41 (41.0/41.0)
Kickoffs-Yards (Avg./Net).....	4-254 (63.5/39.2)	9-563 (62.6/39.2)
Punt Returns (No.-Yds.-TD).....	0-0-0	0-0-0
Kickoff Returns (No.-Yds.-TD).....	1-16-0	2-47-0
Interceptions (No.-Yds.-TD).....	0-0-0	0-0-0
Fumble Returns (No.-Yds.-TD).....	0-0-0	0-0-0
Time of Possession.....	39:17	20:43
Third-Down Conversions.....	11-of-20	5-of-10
Fourth-Down Conversions.....	2-of-5	1-of-2
Red-Zone Scores-Chances.....	4-5	3-4
Sacks By (No.-Yds.).....	1-1	2-5
Field Goals.....	1-2	2-3
Points Off Turnovers.....	0	0

INDIVIDUAL STATISTICS

RUSHING: GT — Haynes, J. 19-72; Trey Cooley 13-51; Haynes King 14-42; Dickens,Evan 1-2.
OM — Dart,Jaxson 14-136; Judkins,Quinsho 13-78; Bentley IV,Ullys 6-61; Jones,Matt 1-36; Wade,Dayton 2-15; Sanders,Spencer 1-14.

PASSING: GT — Haynes King 28-41-0 307; Boyd, A. 0-1-0-0.
OM — Dart,Jaxson 10-18-0-251; Team 0-1-0-0.

RECEIVING: GT — Eric Singleton, Jr. 5-97; Christian Leary 5-64; Dominick Blaylock 4-31; Trey Cooley 4-8; Haynes, J. 3-28; Dylan Leonard 2-27; Rutherford, M. 2-17; Brett Seither 1-16; Boyd, A. 1-14; Dickens,Evan 1-5.
OM — Watkins,Jordan 4-119; Wade,Dayton 3-86; Judkins,Quinsho 2-27; Williams,Ayden 1-19.

INTERCEPTIONS: GT — None.
OM — None.

FUMBLE RECOVERIES: GT — None.
OM — None.

FORCED FUMBLES: GT — None.
OM — None.

TACKLES FOR LOSS: GT — Moala 1.0-2; Kelly 1.0-1; Douse 1.0-1.
OM — Washington 2.0-11; Saunders Jr. 1.0-4; Prince 1.0-2; Ukwu 1.0-2; Young 1.0-2; COleman 0.5-2; Jean-Baptiste 0.5-1.

SACKS: GT — Kelly 1.0-1.
OM — Ukwu 1.0-2; Coleman 0.5-2; Jean Baptiste 0.5-1.

Game 4 • Sept. 23, 2023 • Winston-Salem, N.C. • Allegacy Stadium (32,528)

SCORING SUMMARY

	1	2	3	4	F
Georgia Tech	7	13	0	10	30
Wake Forest	3	0	6	7	16

1st 7:24	WF	Dennis,Matthew 25 yd field goal, 14-72 6:29	GT 0 - WF 3
4:49	GT	Eric Singleton, Jr. 31 yd pass from Haynes King (Birr,Aidan kick) 6-75 2:35, GT 7 - WF 3	
2nd 8:04	GT	Abdul Jannah 33 yd pass from Haynes King (Birr,Aidan kick), 7-83 3:09	GT 14 - WF 3
3:07	GT	Birr,Aidan 25 yd field goal, 4-2 0:54	GT 17 - WF 3
0:10	GT	Birr,Aidan 48 yd field goal, 5-7 2:21	GT 20 - WF 3
3rd 10:26	WF	Claiborne,Demon 7 yd run (Dennis,Matthew kick failed), 12-75 4:34	GT 20 - WF 9
4th 10:47	GT	Birr,Aidan 27 yd field goal, 7-22 3:54	GT 23 - WF 9
5:26	WF	Grimes,Wesley 16 yd pass from Griffis,Mitch (Dennis,Matthew kick), 11-75 5:21	GT 23 - WF 16
1:25	GT	Haynes, J. 26 yd run (Birr,Aidan kick), 4-68 0:53	GT 30 - WF 16

TEAM STATISTICS

	GT	WF
First Downs.....	13	29
Rushes-Yards.....	32-158	52-224
Passing Yards.....	222	162
Pass Comp-Att-Int.....	16-27-1	16-30-3
Total Offense.....	380	386
Fumbles-Lost.....	0-0	4-2
Penalties-Yards.....	14-142	2-64
Punts-Yards (Avg./Net).....	4-185 (46.2/42.0)	2-64 (32.0/32.0)
Kickoffs-Yards (Avg./Net).....	7-451 (64.4/41.7)	4-259 (64.8/42.8)
Punt Returns (No.-Yds.-TD).....	0-0-0	1-(-)0
Kickoff Returns (No.-Yds.-TD).....	2-38-0	2-44-0
Interceptions (No.-Yds.-TD).....	3-37-0	1-13-0
Fumble Returns (No.-Yds.-TD).....	1-6-0	0-0-0
Time of Possession.....	28:01	31:59
Third-Down Conversions.....	7-of-15	7-of-14
Fourth-Down Conversions.....	0-of-1	1-of-3
Red-Zone Scores-Chances.....	2-2	3-3
Sacks By (No.-Yds.).....	8-36	0-0
Field Goals.....	2-2	1-3
Points Off Turnovers.....	10	0

INDIVIDUAL STATISTICS

RUSHING: GT — Haynes, J. 18-95; Haynes King 6-53; Trey Cooley 7-12; TEAM 1-(-2).
WF — Ellison,Justice 18-137; Griffis,Mitch 20-44; Claiborne,Demon 13-42; Carney,Tate 1-2.

PASSING: GT — Haynes King 16-27-1 222
WF — Griffis,Mitch 16-30-3 162

RECEIVING: GT — Eric Singleton, Jr. 4-50; Abdul Jannah 2-47; Haynes, J. 2-13; Dominick Blaylock 2-11; Trey Cooley 2-8; Benson, L. 1-38; Boyd, A. 1-31; Christian Leary 1-14; Dylan Leonard 1-10.
WF — Morin,Taylor 6-63; Banks,Jahmal 6-53; Grimes,Wesley 2-27; Williams,Ke'Sha 1-11; Ellison,Justice 1-8.

INTERCEPTIONS: GT — J. King (2); K. Johnson.
WF — D. Jones.

FUMBLE RECOVERIES: GT — Biggers; Alexander.
WF — None.

FORCED FUMBLES: GT — Kennard; White, Jr.; Wallace.
WF — None.

TACKLES FOR LOSS: GT — Kennard 4.0-17; White, Jr. 1.5-5; Moala 1.0-8; Wallace 1.0-5; Biggers 1.0-3; Scott 0.5-2; Moore 0.5-1; Lockett 0.5-1.
WF — Pointer 1.5-3; Ganious 1.0-2; Slocum 1.0-2; Davis 0.5-1; Hazen 0.5-1; Games 0.5-1.

SACKS: GT — Kennard 4.0-17; White, Jr. 1.5-5; Moala 1.0-8; Wallace 1.0-5; Biggers 0.5-1.
WF — None.



	BOWLING GREEN	38
	2-3, 0-1	
	GEORGIA TECH	27
	2-3, 1-1	

Game 5 • Sept. 30, 2023 • Atlanta, Ga. • Bobby Dodd Stadium (30,097)

SCORING SUMMARY

	1	2	3	4	F
Bowling Green	7	10	21	0	38
Georgia Tech	14	0	6	7	27

1st	14:43	GT	Eric Singleton, Jr. 53 yd pass from (Birr,Aidan kick), 1-53 0:08	BG 0 - GT 7
	9:40	GT	Christian Leary 11 yd pass from (Birr,Aidan kick), 5-71 1:55	BG 0 - GT 14
	4:16	BG	Orth,Camden 1 yd run (Anaya,Alan kick), 10-75 5:24	BG 7 - GT 14
2nd	2:37	BG	Hogan,Finn 14 yd pass from (Anaya,Alan kick), 10-40 4:42	BG 14 - GT 14
	8:27	BG	Anaya,Alan 40 yd field goal, 11-42 5:29	BG 17 - GT 14
3rd	11:33	BG	Bazelak,Connor 1 yd run (Anaya,Alan kick), 7-75 3:27	BG 24 - GT 14
	3:13	BG	Stewart,Terion 6 yd run (Anaya,Alan kick), 10-86 5:06	BG 31 - GT 14
	2:28	BG	Jones Jr.,Desha 45 yd INT: INT: (Anaya,Alan kick), 2-19 0:39	BG 38 - GT 14
	0:25	GT	Dominick Blaylock 15 yd pass from (Haynes King kick failed), 8-81 1:58	BG 38 - GT 20
4th	1:35	GT	Abdul Jannah 16 yd pass from (Birr,Aidan kick), 10-65 2:26	BG 38 - GT 27

TEAM STATISTICS

	BG	GT
First Downs.....	26	27
Rushes-Yards.....	45-175	21-69
Passing Yards.....	263	348
Pass Comp-Att-Int.....	21-33-0	23-37-2
Total Offense.....	438	417
Fumbles-Lost.....	0-0	1-1
Penalties-Yards.....	10-113	6-46
Punts-Yards (Avg./Net).....	3-126 (42.0/35.3)	3-118 (39.3/34.3)
Kickoffs-Yards (Avg./Net).....	7-429 (61.3)	4-260 (65.0/40.0)
Punt Returns (No.-Yds.-TD).....	1-15-0	0-0-0
Kickoff Returns (No.-Yds.-TD).....	2-45-1	6-142-0
Interceptions (No.-Yds.-TD).....	2-45-1	0-0-0
Fumble Returns (No.-Yds.-TD).....	0-0-0	0-0-0
Time of Possession.....	42:45	17:15
Third-Down Conversions.....	10-of-17	2-of-8
Fourth-Down Conversions.....	1-of-2	1-of-3
Red-Zone Scores-Chances.....	5-5	3-5
Sacks By (No.-Yds).....	3-25	2-18
Field Goals.....	1-1	0-0
Points Off Turnovers.....	14	0

INDIVIDUAL STATISTICS

RUSHING: BG — Stewart, Terion 26-138; Keith, Ta'ron 4-20; Orth, Camden 4-14; Patterson, Jaiso 2-7; Ibrahim, Abdul-F 1-1; Bazelak, Connor 4-minus 1; TEAM 4-(-4).
 GT — Haynes, J. 8-45; Haynes King 10-28; Trey Cooley 2-3; TEAM 1-(-7).
PASSING: BG — Bazelak, Connor 21-32-0 263; Orth, Camden 0-1-0 0.
 GT — Haynes King 23-37-2 348
RECEIVING: BG — Hogan, Finn 6-102; Keith, Ta'ron 4-45; Osborne, Austin 4-34; Ibrahim, Abdul-F 2-25; Hillare, Odieu 2-20; Bench, Andrew 2-10; Stewart, Terion 1-27.
 GT — Rutherford, M. 7-131; Dominick Blaylock 6-67; Eric Singleton, Jr. 4-85; Abdul Jannah 1-16; Smith, Don. 1-15; Dylan Leonard 1-15; Haynes, J. 1-13; Christian Leary 1-11; Trey Cooley 1-minus 5.
INTERCEPTIONS: BG — Jones, Jr.; Oladokun.
 GT — None.
FUMBLE RECOVERIES: BG — Hogan.
 GT — None.
FORCED FUMBLES: BG — None.
 GT — None.
TACKLES FOR LOSS: BG — Anders 2.0-4; Davis 1.0-18; Oladokun 1.0-5; Wilson 1.0-3.
 GT — Kelly 1.5-7; Biggers 1.5-6; Harris 1.0-8; Kennard 1.0-4; Moala 1.0-2; Daniels 1.0-2; Lockett 0.5-1; Robinson 0.5-1.
SACKS: BG — Davis 1.0-18; Roberts 1.0-4; Wilson 1.0-3.
 GT — None Harris 1.0-8; Kelly 0.5-5; Biggers 0.5-5.

	GEORGIA TECH	23
	3-3, 2-1	
	#17 MIAMI (FLA.)	20
	4-1, 0-1	

Game 6 • Oct. 7, 2023 • Miami Gardens, Fla. • Hard Rock Stadium (58,045)

SCORING SUMMARY

	1	2	3	4	F
Georgia Tech	0	0	14	9	23
Miami (Fla.)	0	3	7	10	20

2nd	0:00	MIA	Borregales, Andr 30 yd field goal, 12-65 1:22	GT 0 - UM 3
3rd	6:37	MIA	Williams, Riley 22 yd pass from Campbell, Jason (Borregales, Andr kick), 8-50 3:59	GT 0 - UM 10
	3:19	GT	Haynes King 6 yd run, 8-75 3:18	GT 6 - UM 10
	1:09	GT	Haynes, J. 4 yd run (Birr,Aidan kick), 4-26 1:26	GT 13 - UM 10
4th	12:11	GT	Birr,Aidan 27 yd field goal, 4-6 2:03	GT 16 - UM 10
	9:55	MIA	Parrish Jr., Hen 3 yd run, 5-75 2:16	GT 16 - UM 16
	6:23	MIA	Borregales, Andr 39 yd field goal, 4--7 1:59	GT 16 - UM 19
	0:01	GT	Christian Leary 44 yd pass from, 4-74 0:25	GT 22 - UM 19

TEAM STATISTICS

	GT	MIA
First Downs.....	13	23
Rushes-Yards.....	27-99	47-165
Passing Yards.....	151	288
Pass Comp-Att-Int.....	12-26-2	24-36-3
Total Offense.....	250	453
Fumbles-Lost.....	1-0	2-2
Penalties-Yards.....	11-67	6-80
Punts-Yards (Avg./Net).....	6-271 (45.2/41.8)	3-116 (38.7/38.7)
Kickoffs-Yards (Avg./Net).....	5-287 (57.4/37.2)	4-260 (65.0/40.0)
Punt Returns (No.-Yds.-TD).....	0-0-0	0-0-0
Kickoff Returns (No.-Yds.-TD).....	0-0-0	2-46-0
Interceptions (No.-Yds.-TD).....	3-107-0	2-46-0
Fumble Returns (No.-Yds.-TD).....	0-0-0	0-0-0
Time of Possession.....	24:34	35:26
Third-Down Conversions.....	5-of-13	8-of-16
Fourth-Down Conversions.....	0-of-0	0-of-1
Red-Zone Scores-Chances.....	3-3	3-4
Sacks By (No.-Yds).....	1-9	1-5
Field Goals.....	1-1	2-2
Points Off Turnovers.....	16	3

INDIVIDUAL STATISTICS

RUSHING: GT — Haynes King 10-46; Haynes, J. 7-33; Trey Cooley 9-24; Pyron, Zach 1-(-4).
 MIA — Chaney, Jr., Don 24-106; Parrish Jr., Hen 17-48; Allen, Ajay 3-11; Smith, Brashard 1-4; Van Dyke, Tyler 2-(-4).
PASSING: GT — Haynes King 12-25-2 151. TEAM 0-1-0 0.
 MIA — Van Dyke, Tyler 24-36-3 288.
RECEIVING: GT — Rutherford, M. 3-33; Benson, L. 3-11; Eric Singleton, Jr. 2-20; Christian Leary 1-44; Dominick Blaylock 1-34; Abdul Jannah 1-8; Boyd, A. 1-1.
 MIA — Restrepo, Xavier 12-123; Young, Colbie 4-56; George, Jacoby 2-45; Parrish Jr., Hen 2-6; Williams, Riley 1-22; Harrell, Tyler 1-10; Smith, Brashard 1-9; Johnson Jr., Chr 1-2; Van Dyke, Tyler 0-15.
INTERCEPTIONS: GT — J. King; Brooks; Harvey.
 MIA — Williams; Mauigoa.
FUMBLE RECOVERIES: GT — Sims; Kennard.
 MIA — None.
FORCED FUMBLES: GT — Moala; Wallace.
 MIA — Mauigoa.
TACKLES FOR LOSS: GT — Moala 1.5-10; King 1.0-3; Lockett 1.0-2; Scott 0.5-1; Sims 0.5-1.
 MIA — Mauigoa 1.5-4; Deen 1.5-3; Harrison-Hunte 1.0-4; Bain 0.5-3; Cloyd 0.5-1.
SACKS: GT — Moala 1.0-9.
 MIA — Deen 0.5-2; Bain 0.5-3.

	BOSTON COLLEGE	38
	4-3, 2-2	
	GEORGIA TECH	23
	3-4, 2-2	

Game 6 • Oct. 21, 2023 • Atlanta, Ga. • Bobby Dodd Stadium (35,656)
SCORING SUMMARY

	1	2	3	4	F
Boston College	10	7	0	21	38
Georgia Tech	7	3	13	0	23

1st	8:51	BC	Connor,Liam 24 yd field goal, 7-82 2:11	BC 3 - GT 0
	3:49	GT	Haynes, J. 16 yd run (Birr,Aidan kick), 10-69 4:56	BC 3 - GT 7
	1:42	BC	Jackson,Ahari 30 yd INT: INT: (Connor,Liam kick), 3-2 0:35	BC 10 - GT 7
2nd	6:02	GT	Birr,Aidan 46 yd field goal, 10-61 4:22	BC 10 - GT 10
	0:52	BC	Castellanos,Tho 12 yd run (Connor,Liam kick), 13-74 5:10	BC 17 - GT 10
3rd	12:06	GT	Haynes King 71 yd run (Birr,Aidan kick), 3-80 1:18	BC 17 - GT 17
	2:08	GT	Boyd, A. 19 yd pass from (Birr,Aidan kick failed), 8-89 3:26	BC 17 - GT 23
4th	14:24	BC	Robichaux,Kye 2 yd run (Connor,Liam kick), 6-72 2:38	BC 24 - GT 23
	8:44	BC	Castellanos,Tho 43 yd run (Connor,Liam kick), 7-72 3:09	BC 31 - GT 23
	7:24	BC	Robichaux,Kye 3 yd run (Connor,Liam kick), 2-60 0:30	BC 38 - GT 23

TEAM STATISTICS

	BC	GT
First Downs.....	24	23
Rushes-Yards.....	43-308	35-248
Passing Yards.....	255	204
Pass Comp-Att-Int.....	17-29-1	14-32-3
Total Offense.....	563	452
Fumbles-Lost.....	2-0	2-0
Penalties-Yards.....	5-50	5-35
Punts-Yards (Avg./Net).....	4-153 (38.2/38.2)	5-217 (43.4/36.6)
Kickoffs-Yards (Avg./Net).....	7-434 (62.0/38.9)	5-316 (63.2/39.4)
Punt Returns (No.-Yds.-TD).....	1-14-0	0-0-0
Kickoff Returns (No.-Yds.-TD).....	1-19-0	8-87-0
Interceptions (No.-Yds.-TD).....	3-36-1	1-0-0
Fumble Returns (No.-Yds.-TD).....	0-0-0	0-0-0
Time of Possession.....	33:48	26:12
Third-Down Conversions.....	5-of-13	3-of-11
Fourth-Down Conversions.....	2-of-2	1-of-1
Red-Zone Scores-Chances.....	4-4	2-2
Sacks By (No.-Yds.).....	0-0	0-0
Field Goals.....	1-2	1-1
Points Off Turnovers.....	14	7

INDIVIDUAL STATISTICS
RUSHING: BC — Robichaux,Kye 21-165; Castellanos,Tho 13-128; Broome,Alex 7-14; Johnson,Nate 1-3; TEAM 1-(-2).
 GT — Haynes King 10-150; Haynes, J. 12-56; Trey Cooley 12-31; Smith, Don. 1-11.

PASSING: BC — Castellanos,Tho 17-29-1 255.

GT — Haynes King 14-32-3 204.

RECEIVING: BC — Bond,Lewis 5-72; Robichaux,Kye 3-54; Tomlin,Dino 3-35; Franklin,Jeremi 2-35; Takacs,George 1-27; Johnson,Taji 1-19; Williams,Jaden 1-10; Griffin,Joe 1-3.

GT — Christian Leary 4-54; Rutherford, M. 3-43; Dylan Leonard 2-22; Dominick Blaylock 2-19; Trey Cooley 1-37; Boyd, A. 1-19; Haynes, J. 1-10.

INTERCEPTIONS: BC — Jones (2); Jackson
 GT — Harvey.

FUMBLE RECOVERIES: BC — Hogan.

GT — None.

FORCED FUMBLES: BC — Ezeiruaku.

GT — Scott.

TACKLES FOR LOSS: BC — Okpala 1.0-3; Ezeiruaku 1.0-2; Pupel 1.0-1; Horsley 0.5-1; Rooks 0.5-0.

GT — Moala 1.0-1; Brooks 0.5-1; Wallace 0.5-1.

SACKS: BC — None.

GT — None.

	#17 NORTH CAROLINA	42
	6-2, 3-2	
	GEORGIA TECH	46
	4-4, 3-2	

Game 8 • Oct. 28, 2023 • Atlanta, Ga. • Bobby Dodd Stadium (35,945)
SCORING SUMMARY

	1	2	3	4	F
North Carolina	14	14	7	7	42
Georgia Tech	0	24	0	22	46

1st	9:31	UNC	Nesbit,Bryson 14 yd pass from (Burnette,Noah kick), 9-75 3:02	UNC 7 - GT 0
	4:30	UNC	Hampton,Omarion 17 yd run (Burnette,Noah kick), 6-46 2:10	UNC 14 - GT 0
2nd	11:32	GT	Rutherford, M. 42 yd pass from (Birr,Aidan kick), 5-69 1:25	UNC 14 - GT 7
	9:24	UNC	Brooks,British 7 yd run (Burnette,Noah kick), 6-75 2:08	UNC 21 - GT 7
	6:53	GT	Brett Seither 35 yd pass from (Birr,Aidan kick), 6-75 2:31	UNC 21 - GT 14
	2:46	GT	Rutherford, M. 14 yd pass from (Birr,Aidan kick), 8-86 3:05	UNC 21 - GT 21
	0:45	UNC	Hampton,Omarion 3 yd run (Burnette,Noah kick), 8-75 2:01	UNC 28 - GT 21
	0:00	GT	Birr,Aidan 40 yd field goal, 8-52 0:45	UNC 28 - GT 24
3rd	6:03	UNC	Maye,Drake 14 yd run (Burnette,Noah kick), 13-85 6:49	UNC 35 - GT 24
4th	12:02	GT	Haynes, J. 4 yd run (Haynes King to Malik Rutherford), 9-88 2:50	UNC 35 - GT 32
	11:13	UNC	Chapman,Tychaun 35 yd pass from (Burnette,Noah kick), 2-38 0:39	UNC 42 - GT 32
	10:40	GT	Smith, Don. 70 yd run (Birr,Aidan kick), 2-75 0:33	UNC 42 - GT 39
	4:28	GT	Brett Seither 5 yd pass from (Birr,Aidan kick), 6-79 2:32	UNC 42 - GT 46

TEAM STATISTICS

	UNC	GT
First Downs.....	25	29
Rushes-Yards.....	47-267	48-348
Passing Yards.....	310	287
Pass Comp-Att-Int.....	17-25-0	23-30-1
Total Offense.....	577	635
Fumbles-Lost.....	1-1	0-0
Penalties-Yards.....	8-65	3-19
Punts-Yards (Avg./Net).....	4-150 (65.0/40.0)	2-97 (48.5/48.5)
Kickoffs-Yards (Avg./Net).....	7-455 (65.0/40.0)	7-438 (62.6/34.3)
Punt Returns (No.-Yds.-TD).....	0-0-0	0-0-0
Kickoff Returns (No.-Yds.-TD).....	2-73-0	0-0-0
Interceptions (No.-Yds.-TD).....	1-0-0	0-0-0
Fumble Returns (No.-Yds.-TD).....	0-0-0	0-0-0
Time of Possession.....	32:04	27:56
Third-Down Conversions.....	9-of-15	8-of-13
Fourth-Down Conversions.....	0-of-0	1-of-3
Red-Zone Scores-Chances.....	5-5	4-4
Sacks By (No.-Yds.).....	0-0	2-2
Field Goals.....	0-1	1-1
Points Off Turnovers.....	7	0

INDIVIDUAL STATISTICS
RUSHING: UNC — Hampton,Omarion 29-153; Maye,Drake 10-58; Brooks,British 8-56.

GT — Smith, Don. 22-178; Haynes King 8-90; Haynes, J. 14-80; Trey Cooley 2-8; TEAM 2-(-8).

PASSING: UNC — Maye,Drake 17-25-0 310.

GT — Haynes King 23-30-1 287.

RECEIVING: UNC — North Carolina-Hampton,Omarion 4-41; Nesbit,Bryson 3-89; Walker,Devontez 3-76;

Jones,J.J. 3-39; Chapman,Tychaun 1-35; Copenhaver,John 1-22; Morales,Kamari 1-6; McCollum,Nate 1-2.

GT — Eric Singleton, Jr. 8-117; Rutherford, M. 6-83; Brett Seither 2-40; Christian Leary 2-21; Dylan Leonard

1-9; Boyd, A. 1-8; Trey Cooley 1-6; Haynes, J. 1-3; Chase Lane 1-0.

INTERCEPTIONS: UNC — Jones (2); Jackson

GT — Harvey.

FUMBLE RECOVERIES: UNC — Chapman.

GT — Wallace.

FORCED FUMBLES: UNC — None.

GT — Harvey.

TACKLES FOR LOSS: UNC — Evans 1.0-4; Echols 1.0-1.

GT — Tatum 1.0-2; Kennard 1.0-1; Douse 1.0-1.

SACKS: UNC — None.

GT — Douse 1.0-1; Kennard 1.0-1.



	GEORGIA TECH	45
	5-4, 4-2	
	VIRGINIA	17
	2-7, 1-4	

Game 9 • Nov. 4, 2023 • Charlottesville, Va. • Scott Stadium (42,606)

SCORING SUMMARY

	1	2	3	4	F
Georgia Tech	3	21	7	14	45
Virginia	7	3	0	7	17

1st	8:30	UVA	Rawlings, Joshua 9 yd pass from (Bettridge, Will kick), 8-70 2:51	GT 0 - UVA 7
	5:26	GT	Birr, Aidan 41 yd field goal, 9-33 3:04	GT 3 - UVA 7
2nd	8:42	GT	Haynes King 2 yd run (Birr, Aidan kick), 16-69 6:18	GT 10 - UVA 7
	2:24	GT	Haynes King 34 yd run (Birr, Aidan kick), 5-48 2:06	GT 17 - UVA 7
	0:28	GT	Smith, Don. 33 yd run (Birr, Aidan kick), 5-70 1:04	GT 24 - UVA 7
	0:00	UVA	Bettridge, Will 39 yd field goal, 3-53 0:28	GT 24 - UVA 10
3rd	12:41	GT	Eric Singleton, Jr. 58 yd pass from (Birr, Aidan kick), 5-75 2:19	GT 31 - UVA 10
4th	10:57	GT	Smith, Don. 10 yd run (Birr, Aidan kick), 5-61 2:27	GT 38 - UVA 10
	8:47	UVA	Pace, Kobe 8 yd pass from (Bettridge, Will kick), 7-75 2:10	GT 38 - UVA 17
	7:56	GT	Haynes, J. 43 yd run (Birr, Aidan kick), 2-44 0:51	GT 45 - UVA 17

TEAM STATISTICS

	GT	UVA
First Downs.....	29	23
Rushes-Yards.....	44-305	29-119
Passing Yards.....	209	232
Pass Comp-Att-Int.....	24-33-0	23-40-2
Total Offense.....	514	351
Fumbles-Lost.....	0-0	1-1
Penalties-Yards.....	8-85	4-38
Punts-Yards (Avg./Net).....	5-221 (44.2/37.8)	4-185 (46.2/40.5)
Kickoffs-Yards (Avg./Net).....	8-482 (60.2/35.6)	2-124 (62.0/31.0)
Punt Returns (No.-Yds.-TD).....	1-23-0	2-12-0
Kickoff Returns (No.-Yds.-TD).....	1-22-0	4-97-0
Interceptions (No.-Yds.-TD).....	2-11-0	0-0-0
Fumble Returns (No.-Yds.-TD).....	0-0-0	0-0-0
Time of Possession.....	34:09	25:51
Third-Down Conversions.....	8-of-15	3-of-12
Fourth-Down Conversions.....	1-of-1	1-of-2
Red-Zone Scores-Chances.....	2-2	2-3
Sacks By (No.-Yds.).....	2-11	1-1
Field Goals.....	1-1	1-2
Points Off Turnovers.....	0	0

INDIVIDUAL STATISTICS

RUSHING: GT — Haynes, J. 17-119; Haynes King 7-83; Smith, Don. 15-78; Dickens, Evan 3-15; Pyron, Zach 2-10.
 UVA — Colandrea, Antho 7-33; Jones, Perris 9-26; Pace, Kobe 6-26; Hollins, Mike 5-25; Muskett, Tony 1-6; Foston, Amaad 1-3.
PASSING: GT — Haynes King 23-30-0 208; Pyron, Zach 1-3-0 1.
 UVA — Colandrea, Antho 21-37-1 200; Muskett, Tony 1-2-1 11; Brosterhous, Gra 1-1-0 21.
RECEIVING: GT — Eric Singleton, Jr. 5-80; Smith, Don. 3-35; Dominick Blaylock 3-22; Dylan Leonard 3-17; Rutherford, M. 3-16; Haynes, J. 3-7; Abdul Janneh 1-18; Brett Seither 1-7; Benson, L. 1-6; Christian Leary 1-1.
 UVA — Washington, Mali 11-109; Fields, Malachi 5-65; Pace, Kobe 3-16; Wilson, JR 2-19; Harrison, Suderi 1-14; Rawlings, Joshua 1-9.
INTERCEPTIONS: GT — Sims; J. King.
 UVA — None.
FUMBLE RECOVERIES: GT — J. King.
 UVA — None.
FORCED FUMBLES: GT — Johnson.
 UVA — None.
TACKLES FOR LOSS: GT — Kennard 1.0-7; Sims 1.0-5; Douse 1.0-4; Biggers 1.0-2; Tatum 1.0-2; Kelly 1.0-1.
 UVA — Faurmil 2.5-5; Bennett 1.5-2; Akere 1.0-2; King 1.0-1; Smiley 1.0-1; Buchanan 0.5-1; Carter 0.5-0.
SACKS: GT — Kennard 1.0-8; Douse 1.0-4.
 UVA — Smiley 1.0-1.

	GEORGIA TECH	21
	5-5, 4-3	
	CLEMSON	42
	6-4, 3-4	

Game 10 • Nov. 11, 2023 • Clemson, S.C. • Memorial Stadium (81,426)

SCORING SUMMARY

	1	2	3	4	F
Georgia Tech	7	0	0	14	21
Clemson	0	21	7	14	42

1st	6:36	GT	Haynes King 4 yd run (Birr, Aidan kick), 4-25 2:12	GT 7 - CLEM 0
2nd	11:45	CLEM	Collins, Beaux 5 yd pass from (Weitz, Jonathan kick), 18-75 9:51	GT 7 - CLEM 7
	7:17	CLEM	Brown, Tyler 3 yd pass from (Weitz, Jonathan kick), 8-42 3:12	GT 7 - CLEM 14
	1:09	CLEM	Shiple, Will 32 yd run (Weitz, Jonathan kick), 9-92 4:10	GT 7 - CLEM 21
3rd	7:05	CLEM	Briningstool, Ja 5 yd pass from (Weitz, Jonathan kick), 7-52 3:33	GT 7 - CLEM 28
4th	14:22	CLEM	Sapp, Josh 13 yd pass from (Weitz, Jonathan kick), 5-31 0:33	GT 7 - CLEM 35
	12:46	CLEM	Lewis, Shelton 46 yd INT: INT: (Weitz, Jonathan kick), 8-11 1:36	GT 7 - CLEM 42
	10:11	GT	Smith, Don. 32 yd pass from (Birr, Aidan kick), 7-75 2:35	GT 14 - CLEM 42
	1:49	GT	Dylan Leonard 4 yd pass from (Birr, Aidan kick), 14-67 4:12	GT 21 - CLEM 42

TEAM STATISTICS

	GT	CLEM
First Downs.....	13	25
Rushes-Yards.....	33-117	44-260
Passing Yards.....	137	205
Pass Comp-Att-Int.....	14-32-4	23-37-1
Total Offense.....	254	465
Fumbles-Lost.....	0-0	0-0
Penalties-Yards.....	4-38	6-69
Punts-Yards (Avg./Net).....	6-219 (36.5/37.0)	3-118 (39.3/32.7)
Kickoffs-Yards (Avg./Net).....	2-130 (65.0/40.0)	7-455 (65.0/40.0)
Punt Returns (No.-Yds.-TD).....	0-0-0	0-0-0
Kickoff Returns (No.-Yds.-TD).....	0-0-0	2-7-0
Interceptions (No.-Yds.-TD).....	1-0-0	0-0-0
Fumble Returns (No.-Yds.-TD).....	0-0-0	4-50-1
Time of Possession.....	23:08	36:52
Third-Down Conversions.....	6-of-16	7-of-16
Fourth-Down Conversions.....	2-of-3	4-of-6
Red-Zone Scores-Chances.....	2-2	4-4
Sacks By (No.-Yds.).....	2-11	4-23
Field Goals.....	0-0	0-1
Points Off Turnovers.....	0	14

INDIVIDUAL STATISTICS

RUSHING: GT — Haynes, J. 15-104; Smith, Don. 7-16; Haynes King 11-(-3).
 CLEM — Mafah, Phil 17-96; Shiple, Will 11-77; Thomas, Domoniqu 4-26; Adams Jr., Keith 4-21; Klubnik, Cade 6-20; Helms, Hunter 1-16; Swanson, Aidan 1-4.
PASSING: GT — Haynes King 13-31-4 129; Eric Singleton, Jr. 1-1-0 8.
 CLEM — Klubnik, Cade 23-34-1 205; Helms, Hunter 0-2-0 0; Mafah, Phil 0-1-0 0.
RECEIVING: GT — Eric Singleton, Jr. 5-28; Christian Leary 2-41; Smith, Don. 2-30; Dylan Leonard 2-22; Benson, L. 1-12; Boyd, A. 1-8; Rutherford, M. 1-(-4).
 CLEM — Brown, Tyler 7-41; Collins, Beaux 5-65; Briningstool, Ja 4-27; Shiple, Will 3-30; Sapp, Josh 2-17; Mafah, Phil 1-19; Randall, Adam 1-6.
INTERCEPTIONS: GT — J. King.
 CLEM — Lewis, Barnes; Terrell; Griffin
FUMBLE RECOVERIES: GT — None.
 CLEM — None.
FORCED FUMBLES: GT — None.
 CLEM — None.
TACKLES FOR LOSS: GT — Kelly 1.5-7; Eford 1.0-9; Kennard 1.0-3; White Jr. 1.0-2; Oliver 1.0-1; Moala 0.5-1; Powell-Lee 0.5-1.
 CLEM — Trotter 2.0-12; Barnes 2.0-7; Capehart 1.0-8; McCloud 1.0-5; Mascoll 1.0-3; Woodaz 1.0-3; Crayton 1.0-2; Woods 1.0-1; Davis 0.5-0; Mickens 0.5-1.
SACKS: GT — Eford 1.0-9; White, Jr. 1.0-2.
 CLEM — Trotter 1.0-9; Capehart 1.0-9; Woodaz 1.0-3; Mascoll 1.0-3.



**2023-24 Georgia Tech Football
Game Results
All games**

Team Results

	Date	Opponent		Score	Overall	Conf	Time	Attend
*	09/01/2023	Louisville	L	34-39	0-1	0-1	3:43	36101
	09/09/2023	South Carolina St.	W	48-13	1-1	0-1	3:11	31452
	09/16/2023	at Ole Miss	L	23-48	1-2	0-1	3:32	64150
*	09/23/2023	at Wake Forest	W	30-16	2-2	1-1	3:25	31865
	09/30/2023	Bowling Green	L	27-38	2-3	1-1	3:22	30097
*	10/07/2023	at Miami (FL)	W	23-20	3-3	2-1	3:45	58045
*	10/21/2023	Boston College	L	23-38	3-4	2-2	3:21	35656
*	10/28/2023	North Carolina	W	46-42	4-4	3-2	3:27	35945
*	11/04/2023	at Virginia	W	45-17	5-4	4-2	3:13	42606
*	11/11/2023	at Clemson	L	21-42	5-5	4-3	3:22	81426



2023-24 Georgia Tech Football
Overall Team Statistics
All games

Team Statistics

	GATECH	OPP
Scoring	320	313
Points per game	32.0	31.3
Points Off Turnovers	47	55
First Downs	224	229
Rushing	101	115
Passing	108	97
Penalty	15	17
Rushing Yardage	1954	2240
Yards gained rushing	2111	2393
Yards lost rushing	157	153
Rushing attempts	358	420
Average per rush	5.5	5.3
Average per game	195.4	224.0
TDs Rushing	18	22
Passing Yardage	2488	2322
Comp-Att-Int	197-325-15	180-299-11
Average per pass	7.7	7.8
Average per catch	12.6	12.9
Average per game	248.8	232.2
TDs Passing	24	15
Total offense	4442	4562
Total plays	683	719
Average per play	6.5	6.3
Average per game	444.2	456.2
Kick returns: #-Yards	18-395	14-349
Punt returns: #-Yards	8-107	9-51
Int returns: #-Yards	11-156	15-189
Kick return average	21.9	24.9
Punt return average	13.4	5.7
Int return average	14.2	12.6
Fumbles-Lost	7-3	14-8
Penalties-Yards	56-497	60-558
Average per game	49.7	55.8
Punts-Yards	37-1578	34-1353
Average per punt	42.6	39.8
Net punt average	39.4	35.5
Kickoffs-Yards	56-3524	59-3710
Average per kick	62.9	62.9
Net kick average	38.5	38.9
Time of possession / game	27:54	32:06
3rd-down conversion	62/134	62/139
3rd-down pct	46%	45%
4rd-down conversion	9/19	11/20



2023-24 Georgia Tech Football
Overall Team Statistics
All games

	GATECH	OPP
4rd-down pct	47%	55%
Sacks by-Yards	18-88	12-69
Misc Yards	0	0
Touchdowns scored	42	40
Field goals - attempts	10-14	12-17
On-Side kicks	0-5	0-1
Red-zone scores	(30-36) 83%	(37-40) 93%
Red-zone touchdowns	(24-36) 67%	(29-40) 73%
PAT-attempts	(36-37) 97%	(37-39) 95%
2-point conversion-attempts	(1-5) 20%	(0-1) 0%
Attendance	169251	278092
Games / Avg per game	5/33850	5/55618
Neutral site games	-	0/0

Score by Periods

Team	1st	2nd	3rd	4th	OT	TOT
Georgia Tech	52	106	64	98	0	320
Opponents	57	71	79	106	0	313



2023-24 Georgia Tech Football
Individual Statistics
All games

Rushing

Player	gp	att	gain	loss	net	avg	td	lg	avg/g
Jamal Haynes	10	130	795	27	768	5.9	6	67	76.8
Haynes King	10	87	617	75	542	6.2	6	71	54.2
Dontae Smith	8	57	352	19	333	5.8	3	70	41.6
Trey Cooley	8	64	283	9	274	4.3	3	23	34.3
Evan Dickens	8	11	50	3	47	4.3	0	19	5.9
Zach Pyron	3	4	14	4	10	2.5	0	5	3.3
Christian Leary	10	1	0	3	-3	-3.0	0	0	-0.3
Team	10	4	0	17	-17	-4.3	0	0	-1.7
Total	10	358	2111	157	1954	5.5	18	71	195.4
Opponents	10	420	2393	153	2240	5.3	22	74	224.0

Passing

Player	gp	effic	comp-att-int	pct	yds	td	lg	avg/g
Haynes King	10	143.2	192-314-14	61.1	2459	24	58	245.9
Zach Pyron	3	47.1	4-8-1	50.0	21	0	20	7.0
Avery Boyd	10	0.0	0-1-0	0.0	0	0	0	0.0
Eric Singleton, Jr.	9	167.2	1-1-0	100.0	8	0	8	0.9
Team	10	0.0	0-1-0	0.0	0	0	0	0.0
Total	10	140.1	197-325-15	60.6	2488	24	58	248.8
Opponents	10	134.6	180-299-11	60.2	2322	15	68	232.2

Receiving

Player	gp	no.	yds	avg	td	lg	avg/g
Malik Rutherford	10	38	428	11.3	3	55	42.8
Eric Singleton, Jr.	9	38	580	15.3	6	58	64.4
Christian Leary	10	22	304	13.8	2	44	30.4
Dominick Blaylock	9	19	269	14.2	1	34	29.9
Jamal Haynes	10	17	132	7.8	0	46	13.2
Dylan Leonard	10	12	122	10.2	1	23	12.2
Trey Cooley	8	11	112	10.2	1	55	14.0
Luke Benson	10	7	74	10.6	0	38	7.4
Chase Lane	5	7	105	15.0	1	48	21.0
Dontae Smith	8	7	81	11.6	1	32	10.1
Brett Seither	9	6	73	12.2	4	35	8.1
Avery Boyd	10	6	81	13.5	2	31	8.1
Abdul Jannah	9	6	122	20.3	2	33	13.6
Evan Dickens	8	1	5	5.0	0	5	0.6
Total	10	197	2488	12.6	24	58	248.8
Opponents	10	180	2322	12.9	15	68	232.2

Punt Returns

Player	no.	yds	avg	td	lg
Dominick Blaylock	7	89	12.7	0	23
Rodney Shelley	1	18	18.0	0	18
Total	8	107	13.4	0	23
Opponents	9	51	5.7	0	15

Interceptions

Player	no.	yds	avg	td	lg
Jaylon King	4	82	20.5	0	66
Ahmari Harvey	2	16	8.0	0	16
Myles Sims	1	0	0.0	0	0
Kenan Johnson	1	21	21.0	0	21
Kyle Kennard	1	12	12.0	0	12
LaMiles Brooks	1	25	25.0	0	25
Clayton Powell-Lee	1	0	0.0	0	0
Total	11	156	14.2	0	66
Opponents	15	189	12.6	3	46

Kick Returns

Player	no.	yds	avg	td	lg
Christian Leary	16	348	21.8	0	43
Jamal Haynes	2	47	23.5	0	31
Total	18	395	21.9	0	43
Opponents	14	349	24.9	0	52

Fumble Returns

Player	no.	yds	avg	td	lg
Jaylon King	2	10	5.0	0	10
Zeek Biggers	1	6	6.0	0	6
Kyle Kennard	2	0	0.0	0	0
Myles Sims	1	0	0.0	0	0
KJ Wallace	1	0	0.0	0	0
Chad Alexander	1	0	0.0	0	0
Total	8	16	2.0	0	10
Opponents	3	0	0.0	0	0



**2023-24 Georgia Tech Football
Individual Statistics
All games**

Scoring

Player	td	fg	PAT				dxp	saf	pts
			kick	rush	rcv	pass			
Aidan Birr	-	10-11	28-29	-	-	-	-	-	58
Haynes King	6	-	-	-	-	1	-	-	36
Jamal Haynes	6	-	-	-	-	-	-	-	36
Eric Singleton, Jr.	6	-	-	-	-	-	-	-	36
Dontae Smith	4	-	-	-	-	-	-	-	24
Brett Seither	4	-	-	-	-	-	-	-	24
Trey Cooley	4	-	-	-	-	-	-	-	24
Malik Rutherford	3	-	-	-	1	-	-	-	20
Avery Boyd	2	-	-	-	-	-	-	-	12
Abdul Janneh	2	-	-	-	-	-	-	-	12
Christian Leary	2	-	-	-	-	-	-	-	12
Gavin Stewart	-	0-3	8-8	-	-	-	-	-	8
Chase Lane	1	-	-	-	-	-	-	-	6
Dylan Leonard	1	-	-	-	-	-	-	-	6
Dominick Blaylock	1	-	-	-	-	-	-	-	6
Total	42	10-14	36-37	0	1	1	0	0	320
Opponents	40	12-17	37-39	0	0	0	0	0	313

Total Offense

Player	g	plays	rush	pass	total	avg/g
Haynes King	10	401	542	2459	3001	300.1
Jamal Haynes	10	130	768	0	768	76.8
Dontae Smith	8	57	333	0	333	41.6
Trey Cooley	8	64	274	0	274	34.3
Evan Dickens	8	11	47	0	47	5.9
Zach Pyron	3	12	10	21	31	10.3
Eric Singleton, Jr.	9	1	0	8	8	0.9
Christian Leary	10	1	-3	0	-3	-0.3
Team	10	0	-17	0	-17	-1.7
Total	10	683	1954	2488	4442	444.2
Opponents	10	719	2240	2322	4562	456.2

Punting

Player	no.	yds	avg	lg	tb	fc	i20	50+	blk
David Shanahan	36	1538	42.7	61	4	14	12	9	0
Joshua Taylor	1	40	40.0	40	0	0	0	0	0
Total	37	1578	42.6	61	4	14	12	9	0
Opponents	34	1353	39.8	62	2	19	10	3	1

Field Goals

Player	fg	pct.	01-19	20-29	30-39	40-49	50-99	lg	blk
Aidan Birr	10-11	90.9	0-0	4-4	1-1	5-6	0-0	48	1
Gavin Stewart	0-3	0.0	0-0	0-0	0-1	0-1	0-1	0	0
Opponents	12-17	70.6	0-0	3-3	6-7	3-6	0-1	47	2

Kickoffs

Player	no.	yds	avg	tb	ob	retn	net	ydln
Gavin Stewart	51	3229	63.3	39	1			
Aidan Birr	5	295	59.0	1	0			
Total	56	3524	62.9	40	1	14	38.5	26
Opponents	59	3710	62.9	36	1	18	38.9	26

FG Sequence

Team Name	Georgia Tech	Opponents
Louisville	54,33	(33),(30),(22),(38)
South Carolina St.	47,(30),(42)	
Ole Miss	43,(22)	(47),(45),55
Wake Forest	(25),(48),(27)	(25)
Miami (FL)	(27)	(30),(39)
Boston College	(46)	(24),47
North Carolina	(40)	39
Virginia	(41)	48,(39)
Bowling Green		(40)
Clemson		47

Numbers in parentheses indicate field goal was made



2023-24 Georgia Tech Football
Individual Statistics
All games

All Purpose

Player	g	rush	rcv	pr	kr	ir	total	avg/g
Jamal Haynes	10	768	132	0	47	0	947	94.7
Christian Leary	10	-3	304	0	348	0	649	64.9
Eric Singleton, Jr.	9	0	580	0	0	0	580	64.4
Haynes King	10	542	0	0	0	0	542	54.2
Malik Rutherford	10	0	428	0	0	0	428	42.8
Dontae Smith	8	333	81	0	0	0	414	51.8
Trey Cooley	8	274	112	0	0	0	386	48.3
Dominick Blaylock	9	0	269	89	0	0	358	39.8
Dylan Leonard	10	0	122	0	0	0	122	12.2
Abdul Janneh	9	0	122	0	0	0	122	13.6
Chase Lane	5	0	105	0	0	0	105	21.0
Jaylon King	10	0	0	0	0	82	82	8.2
Avery Boyd	10	0	81	0	0	0	81	8.1
Luke Benson	10	0	74	0	0	0	74	7.4
Brett Seither	9	0	73	0	0	0	73	8.1
Evan Dickens	8	47	5	0	0	0	52	6.5
LaMiles Brooks	10	0	0	0	0	25	25	2.5
Kenan Johnson	9	0	0	0	0	21	21	2.3
Rodney Shelley	10	0	0	18	0	0	18	1.8
Ahmari Harvey	8	0	0	0	0	16	16	2.0
Kyle Kennard	10	0	0	0	0	12	12	1.2
Zach Pyron	3	10	0	0	0	0	10	3.3
Team	10	-17	0	0	0	0	-17	-1.7
Total	10	1954	2488	107	395	156	5100	510.0
Opponents	10	2240	2322	51	349	189	5151	515.1



**2023-24 Georgia Tech Football
Overall Defense Statistics
All games**

Team Defense

##	Player	gp	Tackles				tfl/yds	Sacks no-yds	Pass defense			Fumbles		blkd	
			ua	a	tot				int-yds	brup	qbh	fr-yds	ff	kick	saf
14	Jaylon King	10	30	26	56	1-3	.	4-82	7	.	2-10	.	1	.	
5	Clayton Powell-Lee	10	25	31	56	0.5-1	.	1-0	2	
44	Kyle Efford	10	21	32	53	1-9	1-9	.	.	1	
1	LaMiles Brooks	10	29	21	50	0.5-1	.	1-25	6	
13	Paul Moala	10	24	21	45	7-26	2-17	.	2	4	.	1	.	.	
9	Kyle Kennard	10	25	19	44	8.5-32	6-25	1-12	.	1	2-0	2	.	.	
16	KJ Wallace	10	22	15	37	1.5-6	1-5	.	6	1	1-0	2	.	.	
97	Eddie Kelly	10	13	22	35	5-15	1.5-6	.	1	
0	Myles Sims	10	19	16	35	1.5-6	.	1-0	4	.	1-0	.	.	.	
8	Makius Scott	10	13	20	33	1-3	.	.	2	2	.	1	.	.	
7	Trenilyas Tatum	9	12	19	31	2-4	.	.	1	1	
10	Kenan Johnson	9	20	8	28	.	.	1-21	3	1	.	2	.	.	
88	Zeek Biggers	10	10	17	27	4-12	1-6	.	3	.	1-6	.	1	.	
99	D'Quan Douse	10	13	14	27	3-6	2-5	
4	Braelen Oliver	9	7	17	24	2.5-3	.	.	1	
55	Horace Lockett	7	7	14	21	2.5-5	
18	Ahmari Harvey	8	17	3	20	.	.	2-16	1	.	.	1	.	.	
3	Andre White Jr.	8	8	12	20	2.5-7	2.5-7	1	.	.	
11	Kevin Harris	10	10	9	19	2-12	1-8	.	.	1	
17	Rodney Shelley	10	5	4	9	1	.	
27	Josh Robinson	9	3	6	9	0.5-1	.	.	1	
43	Noah Collins	8	4	4	8	
15	Sirad Bryant	8	2	4	6	.	.	.	1	
2	Kenyatta Watson	7	2	2	4	
95	Jason Moore	8	2	2	4	0.5-1	.	.	.	1	
21	Omar Daniels	8	3	.	3	1-2	.	.	1	
9	Avery Boyd	10	2	1	3	
25	Taye Seymore	6	2	1	3	
27	Chad Alexander	6	1	1	2	1-0	.	.	.	
26	Evan Dickens	8	1	.	1	
45	Ashton Heflin	1	1	.	1	
22	D.J. Moore	1	1	.	1	
75	Jakiah Leftwich	7	1	.	1	
0	Trey Cooley	8	1	.	1	
6	Etinosa Reuben	7	.	1	1	
18	Abdul Janneh	9	1	.	1	1	.	
35	Jacob Cruz	8	1	.	1	
23	Khari Gee	1	.	1	1	
33	Tyson Meiguez	9	.	1	1	
Totals		10	358	364	722	48-155	18-88	11-156	42	13	8-16	10	4	0	
Opponents		10	377	258	635	57-174	12-69	15-189	31	20	3-0	4	1	0	



2023-24 Georgia Tech Football
 Passing Game-by-Game
 All games

#5 Zach Pyron	Comp	Att	Int	Pct	Yards	TD	Long	Sacked	Effic.
South Carolina St.	3	5	1	60.0	20	0	20	0-0	53.6
Virginia	1	3	0	33.3	1	0	1	0-0	36.1
Totals	4	8	1	50.0	21	0	20	0-0	47.1

#9 Avery Boyd	Comp	Att	Int	Pct	Yards	TD	Long	Sacked	Effic.
Ole Miss	0	1	0	0.0	0	0	0	0-0	0.0
Totals	0	1	0	0.0	0	0	0	0-0	0.0

#10 Haynes King	Comp	Att	Int	Pct	Yards	TD	Long	Sacked	Effic.
Louisville	19	32	1	59.4	313	3	55	1-10	166.2
South Carolina St.	21	29	0	72.4	290	4	55	0-0	201.9
Ole Miss	28	41	0	68.3	307	2	51	2-5	147.3
Wake Forest	16	27	1	59.3	222	2	38	0-0	145.4
Bowling Green	23	37	2	62.2	348	4	53	3-25	166.0
Miami (FL)	12	25	2	48.0	151	1	44	1-5	95.9
Boston College	14	32	3	43.8	204	1	37	0-0	88.9
North Carolina	23	30	1	76.7	287	4	43	0-0	194.4
Virginia	23	30	0	76.7	208	1	58	1-1	145.9
Clemson	13	31	4	41.9	129	2	32	4-23	72.4
Totals	192	314	14	61.1	2459	24	58	12-69	143.2

#13 Eric Singleton, Jr.	Comp	Att	Int	Pct	Yards	TD	Long	Sacked	Effic.
Clemson	1	1	0	100.0	8	0	8	0-0	167.2
Totals	1	1	0	100.0	8	0	8	0-0	167.2



**2023-24 Georgia Tech Football
Rushing/Receiving Game-by-Game
All games**

Rushing

Player	No-Yds/TD	LOU	SCSt	OM	WF	BGSU	UM	BC	UNC	UVa	CU
Jamal Haynes	130-768/6	11-51/0	9-113/1	19-72/0	18-95/1	8-45/0	7-33/1	12-56/1	14-80/1	17-119/1	15-104/0
Haynes King	87-542/6	10-53/0	1-0/0	14-42/1	6-53/0	10-28/0	10-46/1	10-150/1	8-90/0	7-83/2	11--3/1
Trey Cooley	64-274/3	9-52/2	10-93/1	13-51/0	7-12/0	2-3/0	9-24/0	12-31/0	2-8/0	DNP	DNP
Dontae Smith	57-333/3	7-18/0	5-32/0	DNP	-	-	DNP	1-11/0	22-178/1	15-78/2	7-16/0
Evan Dickens	11-47/0	1-1/0	6-29/0	1-2/0	DNP	-	-	-	-	3-15/0	DNP
Zach Pyron	4-10/0	DNP	1-4/0	DNP	DNP	DNP	1--4/0	DNP	DNP	2-10/0	DNP
Christian Leary	1--3/0	-	1--3/0	-	-	-	-	-	-	-	-

Receiving

Player	No-Yds/TD	LOU	SCSt	OM	WF	BGSU	UM	BC	UNC	UVa	CU
Eric Singleton, Jr.	38-580/6	2-34/1	3-69/1	5-97/1	4-50/1	4-85/1	2-20/0	DNP	8-117/0	5-80/1	5-28/0
Malik Rutherford	38-428/3	5-85/0	5-60/0	4-34/0	2-11/0	6-67/1	3-33/0	3-43/0	6-83/2	3-16/0	1--4/0
Christian Leary	22-304/2	2-27/0	3-27/0	5-64/0	1-14/0	1-11/1	1-44/1	4-54/0	2-21/0	1-1/0	2-41/0
Dominick Blaylock	19-269/1	-	4-46/1	2-17/0	DNP	7-131/0	1-34/0	2-19/0	-	3-22/0	-
Jamal Haynes	17-132/0	4-56/0	2-2/0	3-28/0	2-13/0	1-13/0	-	1-10/0	1-3/0	3-7/0	-
Dylan Leonard	12-122/1	-	-	2-27/0	1-10/0	1-15/0	-	2-22/0	1-9/0	3-17/0	2-22/1
Trey Cooley	11-112/1	-	2-61/1	4-5/0	2-8/0	1--5/0	-	1-37/0	1-6/0	DNP	DNP
Chase Lane	7-105/1	3-69/1	3-36/0	DNP	DNP	DNP	DNP	-	1-0/0	DNP	-
Dontae Smith	7-81/1	-	1-1/0	DNP	-	1-15/0	DNP	-	-	3-35/0	2-30/1
Luke Benson	7-74/0	1-7/0	-	-	1-38/0	-	3-11/0	-	-	1-6/0	1-12/0
Abdul Janneh	6-122/2	1-33/0	-	DNP	2-47/1	1-16/1	1-8/0	-	-	1-18/0	-
Avery Boyd	6-81/2	-	-	1-14/1	1-31/0	-	1-1/0	1-19/1	1-8/0	-	1-8/0
Brett Seither	6-73/4	1-2/1	1-8/1	1-16/0	-	-	-	-	2-40/2	1-7/0	DNP
Evan Dickens	1-5/0	-	-	1-5/0	DNP	-	-	-	-	-	DNP



**2023-24 Georgia Tech Football
Total Tackles Game-by-Game
All games**

Total Tackles

Player	S-A	Total	LOU	SCSt	OM	WF	BGSU	UM	BC	UNC	UVa	CU
Jaylon King	30-26	56	7-1	1-2	0-3	4-1	1-2	4-4	3-1	3-4	3-4	4-4
Clayton Powell-Lee	25-31	56	3-2	0-1	1-3	4-4	2-3	4-4	2-4	3-6	2-1	4-3
Kyle Efford	21-32	53	1-0	3-4	2-3	0-1	1-4	3-2	2-4	3-3	3-7	3-4
LaMiles Brooks	29-21	50	0-1	0-3	4-5	1-0	7-2	2-0	4-3	4-5	4-0	3-2
Paul Moala	24-21	45	2-1	2-1	1-3	1-0	3-3	4-3	6-1	2-1	0-4	3-4
Kyle Kennard	25-19	44	5-3	3-2	1-2	4-4	2-3	3-1	2-2	2-0	1-1	2-1
KJ Wallace	22-15	37	3-1	1-0	2-4	4-1	2-1	3-0	3-3	1-2	3-2	0-1
Myles Sims	19-16	35	-	0-1	0-2	6-4	1-0	3-5	2-2	4-0	1-0	2-2
Eddie Kelly	13-22	35	1-0	2-7	1-0	0-3	2-3	0-1	-	1-1	2-2	4-5
Makius Scott	13-20	33	3-0	0-1	2-3	3-4	0-3	1-3	1-1	2-0	1-4	0-1
Trenilyas Tatum	12-19	31	2-6	1-1	1-2	1-3	1-3	2-1	1-3	2-0	1-0	DNP
Kenan Johnson	20-8	28	3-0	1-0	1-2	4-2	3-0	4-1	-	DNP	2-3	2-0
D'Quan Douse	13-14	27	-	0-3	1-7	-	1-0	2-1	1-0	5-1	2-1	1-1
Zeek Biggers	10-17	27	1-0	1-2	-	0-9	2-1	1-1	1-0	1-1	2-1	1-2
Braelen Oliver	7-17	24	DNP	3-2	0-2	0-3	0-3	1-2	0-2	1-1	1-1	1-1
Horace Lockett	7-14	21	DNP	0-2	DNP	0-6	0-2	1-1	3-1	2-2	DNP	1-0
Ahmari Harvey	17-3	20	2-1	1-0	2-0	DNP	2-1	1-1	4-0	4-0	1-0	DNP
Andre White Jr.	8-12	20	DNP	0-2	DNP	1-3	1-2	3-0	1-0	0-1	0-2	2-2
Kevin Harris	10-9	19	2-2	1-0	0-1	0-2	3-1	2-1	1-1	-	1-0	0-1
Rodney Shelley	5-4	9	-	-	-	-	-	-	-	-	1-0	4-4
Josh Robinson	3-6	9	1-1	1-1	-	0-1	0-1	-	-	0-1	1-1	DNP
Noah Collins	4-4	8	0-1	1-3	DNP	-	DNP	-	-	-	2-0	1-0
Sirad Bryant	2-4	6	-	1-1	-	-	DNP	-	-	0-1	1-2	DNP
Kenyatta Watson	2-2	4	1-0	-	DNP	-	-	DNP	-	-	DNP	1-2
Jason Moore	2-2	4	1-0	0-1	-	1-1	-	-	-	-	DNP	DNP
Omar Daniels	3-0	3	1-0	-	-	-	2-0	-	-	-	DNP	DNP
Avery Boyd	2-1	3	-	-	-	1-0	0-1	-	-	-	-	1-0
Taye Seymore	2-1	3	DNP	0-1	DNP	1-0	-	1-0	-	-	DNP	DNP
Chad Alexander	1-1	2	DNP	DNP	-	-	0-1	1-0	-	-	DNP	DNP
Trey Cooley	1-0	1	-	-	-	-	-	1-0	-	-	DNP	DNP
Abdul Janneh	1-0	1	-	-	DNP	-	-	-	-	-	-	1-0
D.J. Moore	1-0	1	DNP	DNP	DNP	DNP	DNP	DNP	DNP	DNP	1-0	DNP
Evan Dickens	1-0	1	-	-	-	DNP	-	-	1-0	-	-	DNP
Jacob Cruz	1-0	1	DNP	-	-	DNP	-	-	-	-	1-0	-
Ashton Heflin	1-0	1	DNP	DNP	1-0	DNP	DNP	DNP	DNP	DNP	DNP	DNP
Jakiah Leftwich	1-0	1	1-0	-	-	-	-	-	-	DNP	DNP	DNP
Etinosa Reuben	0-1	1	-	0-1	-	-	-	-	-	DNP	DNP	DNP
Khari Gee	0-1	1	DNP	DNP	DNP	DNP	DNP	DNP	DNP	DNP	DNP	0-1
Tyson Meiguez	0-1	1	-	-	-	-	-	-	-	-	DNP	0-1



**2023-24 Georgia Tech Football
Team Game-by-Game
All games**

Date	Opponent	Rushing				Receiving				Passing				Kick Returns				Punt Returns				tot off		
		no.	yds	td	lg	no.	yds	td	lg	cmp	att	int	yds	td	lg	no.	yds	td	lg	no.	yds		td	lg
09/01/2023	Louisville	38	175	2	23	19	313	3	55	19	32	1	313	3	55	2	35	0	18	3	24	0	11	488
09/09/2023	South Carolina St.	33	268	2	67	24	310	4	55	24	34	1	310	4	55	2	55	0	31	4	60	0	20	578
09/16/2023	at Ole Miss	47	167	1	15	28	307	2	51	28	42	0	307	2	51	1	16	0	16	0	0	0	0	474
09/23/2023	at Wake Forest	32	158	1	35	16	222	2	38	16	27	1	222	2	38	2	38	0	22	0	0	0	0	380
09/30/2023	Bowling Green	21	69	0	19	23	348	4	53	23	37	2	348	4	53	6	142	0	43	0	0	0	0	417
10/07/2023	at Miami (FL)	27	99	2	16	12	151	1	44	12	26	2	151	1	44	0	0	0	0	0	0	0	0	250
10/21/2023	Boston College	35	248	2	71	14	204	1	37	14	32	3	204	1	37	4	87	0	28	0	0	0	0	452
10/28/2023	North Carolina	48	348	2	70	23	287	4	43	23	30	1	287	4	43	0	0	0	0	0	0	0	0	635
11/04/2023	at Virginia	44	305	5	43	24	209	1	58	24	33	0	209	1	58	1	22	0	22	1	23	0	23	514
11/11/2023	at Clemson	33	117	1	40	14	137	2	32	14	32	4	137	2	32	0	0	0	0	0	0	0	0	254
Georgia Tech		358	1954	18	71	197	2488	24	58	197	325	15	2488	24	58	18	395	0	43	8	107	0	23	4442
Opponents		420	2240	22	74	180	2322	15	68	180	299	11	2322	15	68	14	349	0	52	9	51	0	15	4562

Georgia Tech Averages

Games	Avg/ rush	Avg/ catch	Pass effic	KR avg	PR avg	All purpose avg/game	Total offense avg/game
10	5.5	12.6	140.1	21.9	13.4	510.0	444.2

Date	Opponent	Tackles				Sacks	Fumble	Pass Defense			blkd	PAT attempts			off				
		ua	a	total	tfl-yds	no-yds	ff	fr	yds	int-yds	qbh	brup	kick	kick	rush	rcv	saf	t/o	pts
09/01/2023	Louisville	40	20	60	0.0-0	0-0	1	0-0	1-0	2	4	0	4-4	0	0	0	0	0	34
09/09/2023	South Carolina St.	23	42	65	4.0-8	0-0	1	1-0	1-12	0	2	1	6-6	0	0	0	14	48	
09/16/2023	at Ole Miss	20	42	62	3.0-4	1-1	0	0-0	0-0	2	5	1	2-2	0	0	0	0	23	
09/23/2023	at Wake Forest	36	52	88	10.0-42	8-36	3	3-16	2-26	1	5	0	3-3	0	0	0	10	30	
09/30/2023	Bowling Green	36	40	76	8.0-31	2-18	0	0-0	0-0	2	4	0	3-3	0	0	0	0	27	
10/07/2023	at Miami (FL)	47	32	79	5.0-18	1-9	2	2-0	3-107	0	5	0	2-2	0	0	0	16	23	
10/21/2023	Boston College	38	28	66	2.0-3	0-0	1	0-0	1-0	0	2	0	2-3	0	0	0	7	23	
10/28/2023	North Carolina	40	30	70	3.0-4	2-2	1	1-0	0-0	2	2	1	5-5	0	1	0	0	46	
11/04/2023	at Virginia	37	36	73	6.0-21	2-11	1	1-0	2-11	1	10	0	6-6	0	0	0	0	45	
11/11/2023	at Clemson	41	42	83	7.0-24	2-11	0	0-0	1-0	3	3	1	3-3	0	0	0	0	21	
Georgia Tech		358	364	722	48.0-155	18-88	10	8-16	11-156	13	42	4	36-37	0	1	0	47	320	
Opponents		377	258	635	57.0-174	12-69	4	3-0	15-189	20	31	1	37-39	0	0	0	55	313	

Date	Opponent	Punting										Field Goals			Kickoffs			
		no.	yds	avg	long	blkd	tb	fc	50+	i20	md-att	long	blkd	no.	yds	avg	tb	ob
09/01/2023	Louisville	4	172	43.0	50	0	0	2	1	3	0-2	0	0	5	321	64.2	4	0
09/09/2023	South Carolina St.	0	0	0.0	0	0	0	0	0	0	2-3	42	0	9	585	65.0	9	0
09/16/2023	at Ole Miss	2	78	39.0	40	0	0	0	0	0	1-2	22	1	4	254	63.5	2	0
09/23/2023	at Wake Forest	4	185	46.3	54	0	1	2	2	1	3-3	48	0	7	451	64.4	5	0
09/30/2023	Bowling Green	3	118	39.3	60	0	0	1	1	1	0-0	0	0	4	260	65.0	4	0
10/07/2023	at Miami (FL)	6	271	45.2	58	0	1	2	1	0	1-1	27	0	5	287	57.4	2	1
10/21/2023	Boston College	5	217	43.4	56	0	1	2	2	2	1-1	46	0	5	316	63.2	4	0
10/28/2023	North Carolina	2	97	48.5	61	0	0	1	1	1	1-1	40	0	7	438	62.6	4	0
11/04/2023	at Virginia	5	221	44.2	58	0	1	1	1	3	1-1	41	0	8	482	60.3	4	0
11/11/2023	at Clemson	6	219	36.5	40	0	0	3	0	1	0-0	0	0	2	130	65.0	2	0
Georgia Tech		37	1578	42.6	61	0	4	14	9	12	10-14	48	1	56	3524	62.9	40	1
Opponents		34	1353	39.8	62	1	2	19	3	10	12-17	47	2	59	3710	62.9	36	1



**2023-24 Georgia Tech Football
Opponents Game-by-Game
All games**

Date	Opponent	Rushing				Receiving				Passing				Kick Returns				Punt Returns				tot off		
		no.	yds	td	lg	no.	yds	td	lg	cmp	att	int	yds	td	lg	no.	yds	td	lg	no.	yds		td	lg
09/01/2023	Louisville	34	227	1	74	18	247	3	40	18	31	1	247	3	40	1	23	0	23	2	6	0	8	474
09/09/2023	South Carolina St.	42	196	2	47	10	95	0	25	10	19	1	95	0	25	0	0	0	0	0	0	0	0	291
09/16/2023	at Ole Miss	37	299	5	68	10	251	1	68	10	19	0	251	1	68	2	47	0	26	0	0	0	0	550
09/23/2023	at Wake Forest	52	224	1	29	17	176	1	20	17	30	2	176	1	20	2	44	0	23	1	-3	0	0	400
09/30/2023	Bowling Green	45	175	3	32	21	263	1	50	21	33	0	263	1	50	0	0	0	0	1	15	0	15	438
10/07/2023	at Miami (FL)	47	165	1	12	24	288	1	57	24	36	3	288	1	57	2	46	0	24	0	0	0	0	453
10/21/2023	Boston College	43	308	4	57	17	255	0	45	17	29	1	255	0	45	1	19	0	19	1	14	0	14	563
10/28/2023	North Carolina	47	267	4	17	17	310	2	46	17	25	0	310	2	46	2	73	0	52	0	0	0	0	577
11/04/2023	at Virginia	29	119	0	15	23	232	2	28	23	40	2	232	2	28	4	97	0	40	2	12	0	6	351
11/11/2023	at Clemson	44	260	1	36	23	205	4	20	23	37	1	205	4	20	0	0	0	0	2	7	0	7	465
Opponents		420	2240	22	74	180	2322	15	68	180	299	11	2322	15	68	14	349	0	52	9	51	0	15	4562
Georgia Tech		358	1954	18	71	197	2488	24	58	197	325	15	2488	24	58	18	395	0	43	8	107	0	23	4442

Opponents Averages

Games	Avg/ rush	Avg/ catch	Pass effic	KR avg	PR avg	All purpose avg/game	Total offense avg/game
10	5.3	12.9	134.6	24.9	5.7	515.1	456.2

Date	Opponent	Tackles			Sacks	Fumble	Pass Defense			blkd	PAT attempts			off				
		ua	a	total	tfl-yds	no-yds	ff	fr-yds	int-yds	qbh	brup	kick	kick	rush	rcv	saf	t/o	pts
09/01/2023	Louisville	53	6	59	2.0-11	1-10	1	1-0	1--1	3	2	0	3-3	0	0	0	3	39
09/09/2023	South Carolina St.	39	26	65	7.0-13	0-0	0	1-0	1-0	0	4	0	1-2	0	0	0	0	13
09/16/2023	at Ole Miss	41	56	97	7.0-24	2-5	1	0-0	0-0	7	4	1	6-6	0	0	0	0	48
09/23/2023	at Wake Forest	30	36	66	5.0-10	0-0	0	0-0	1-13	2	2	0	1-2	0	0	0	0	16
09/30/2023	Bowling Green	32	20	52	6.0-34	3-25	0	1-0	2-45	1	2	0	5-5	0	0	0	14	38
10/07/2023	at Miami (FL)	28	14	42	5.0-15	1-5	1	0-0	2-46	3	2	0	2-2	0	0	0	3	20
10/21/2023	Boston College	31	26	57	4.0-7	0-0	1	0-0	3-36	0	7	0	5-5	0	0	0	14	38
10/28/2023	North Carolina	48	20	68	2.0-5	0-0	0	0-0	1-0	0	1	0	6-6	0	0	0	7	42
11/04/2023	at Virginia	42	38	80	8.0-12	1-1	0	0-0	0-0	1	1	0	2-2	0	0	0	0	17
11/11/2023	at Clemson	33	16	49	11.0-43	4-23	0	0-0	4-50	3	6	0	6-6	0	0	0	14	42
Opponents		377	258	635	57.0-174	12-69	4	3-0	15-189	20	31	1	37-39	0	0	0	55	313
Georgia Tech		358	364	722	48.0-155	18-88	10	8-16	11-156	13	42	4	36-37	0	1	0	47	320

Date	Opponent	Punting										Field Goals			Kickoffs				
		no.	yds	avg	long	blkd	tb	fc	50+	i20	md-att	long	blkd	no.	yds	avg	tb	ob	
09/01/2023	Louisville	4	185	46.3	48	0	0	1	0	0	4	4	38	0	9	573	63.7	4	0
09/09/2023	South Carolina St.	6	215	35.8	44	0	0	1	0	0	0	0	0	0	3	158	52.7	1	0
09/16/2023	at Ole Miss	1	41	41.0	41	0	0	1	0	0	2	3	47	1	9	563	62.6	6	1
09/23/2023	at Wake Forest	2	64	32.0	48	0	0	1	0	1	1	1	25	0	4	259	64.8	2	0
09/30/2023	Bowling Green	3	126	42.0	49	0	1	2	0	1	1	1	40	0	7	429	61.3	1	0
10/07/2023	at Miami (FL)	3	116	38.7	41	0	0	3	0	3	2	2	39	0	4	260	65.0	4	0
10/21/2023	Boston College	4	153	38.3	45	0	0	4	0	2	1	2	24	0	7	434	62.0	3	0
10/28/2023	North Carolina	4	150	37.5	57	1	0	2	2	2	0	1	0	0	7	455	65.0	7	0
11/04/2023	at Virginia	4	185	46.3	62	0	0	2	1	0	1	2	39	0	2	124	62.0	1	0
11/11/2023	at Clemson	3	118	39.3	47	0	1	2	0	1	0	1	0	1	7	455	65.0	7	0
Opponents		34	1353	39.8	62	1	2	19	3	10	12	17	47	2	59	3710	62.9	36	1
Georgia Tech		37	1578	42.6	61	0	4	14	9	12	10	14	48	1	56	3524	62.9	40	1



2023-24 Georgia Tech Football Team Game-by-Game Comparison All games

Opponent	Score	Total	First Downs			Pen	Rushing Number-Yards	Passing		Yards	Total Offense Plays-Yards	Return Yards	Turn- Overs
			Rush	Pass	Comp-Att.-Int								
Louisville	34-39	23 / 21	11 / 11	10 / 9	2 / 1	38-175 / 34-227	19-32-1 / 18-31-1	313 / 247	70-488 / 65-474	59 / 28	2 / 1		
South Carolina St.	48-13	28 / 14	14 / 7	12 / 6	2 / 1	33-268 / 42-196	24-34-1 / 10-19-1	310 / 95	67-578 / 61-291	127 / 0	2 / 2		
Ole Miss	23-48	26 / 19	10 / 11	16 / 8	0 / 0	47-167 / 37-299	28-42-0 / 10-19-0	307 / 251	89-474 / 56-550	16 / 47	0 / 0		
Wake Forest	30-16	13 / 29	4 / 17	9 / 8	0 / 4	32-158 / 52-224	16-27-1 / 17-30-2	222 / 176	59-380 / 82-400	80 / 54	1 / 5		
Bowling Green	27-38	27 / 26	6 / 11	18 / 11	3 / 4	21-69 / 45-175	23-37-2 / 21-33-0	348 / 263	58-417 / 78-438	142 / 60	3 / 0		
Miami (FL)	23-20	13 / 23	6 / 10	4 / 12	3 / 1	27-99 / 47-165	12-26-2 / 24-36-3	151 / 288	53-250 / 83-453	107 / 92	2 / 5		
Boston College	23-38	23 / 24	10 / 13	12 / 10	1 / 1	35-248 / 43-308	14-32-3 / 17-29-1	204 / 255	67-452 / 72-563	87 / 69	3 / 1		
North Carolina	46-42	29 / 25	17 / 15	11 / 10	1 / 0	48-348 / 47-267	23-30-1 / 17-25-0	287 / 310	78-635 / 72-577	0 / 73	1 / 1		
Virginia	45-17	29 / 23	17 / 8	10 / 11	2 / 4	44-305 / 29-119	24-33-0 / 23-40-2	209 / 232	77-514 / 69-351	56 / 109	0 / 3		
Clemson	21-42	13 / 25	6 / 12	6 / 12	1 / 1	33-117 / 44-260	14-32-4 / 23-37-1	137 / 205	65-254 / 81-465	0 / 57	4 / 1		
Totals	320-313	224 / 229	101 / 115	108 / 97	15 / 17	358-1954 / 420-2240	197-325-15 / 180-299-11	2488 / 2322	683-4442 / 719-4562	674 / 589	18 / 19		

Opponents	3rd Down Conversion	4th Down Conversion	Time of Possession	TOP Margin	Avg Yds/Rush	Avg Yds/Pass	Avg Yds/Play	Punting Number-Avg	Penalties Number-Yards	Sacks
South Carolina St.	6-10 / 7-15	1-1 / 0-1	28:27 / 31:33	-03:06	8.1 / 4.7	9.1 / 5.0	8.6 / 4.8	0-0.0 / 6-35.8	3-45.0 / 7-29.0	0 / 0
Ole Miss	11-20 / 5-10	2-5 / 1-2	39:17 / 20:43	18:34	3.6 / 8.1	7.3 / 13.2	5.3 / 9.8	2-39.0 / 1-41.0	0-0.0 / 5-40.0	1 / 2
Wake Forest	7-15 / 7-14	0-1 / 1-3	28:01 / 31:59	-03:58	4.9 / 4.3	8.2 / 5.9	6.4 / 4.9	4-46.3 / 2-32.0	14-142.0 / 2-15.0	8 / 0
Bowling Green	2-8 / 10-17	1-3 / 1-2	17:15 / 42:45	-25:30	3.3 / 3.9	9.4 / 8.0	7.2 / 5.6	3-39.3 / 3-42.0	6-46.0 / 10-113.0	2 / 3
Miami (FL)	5-13 / 8-16	0-0 / 0-1	24:34 / 35:26	-10:52	3.7 / 3.5	5.8 / 8.0	4.7 / 5.5	6-45.2 / 3-38.7	11-67.0 / 6-80.0	1 / 1
Boston College	3-11 / 5-13	1-1 / 2-2	26:12 / 33:48	-07:36	7.1 / 7.2	6.4 / 8.8	6.7 / 7.8	5-43.4 / 4-38.3	5-35.0 / 5-50.0	0 / 0
North Carolina	8-13 / 9-15	1-3 / 0-0	27:56 / 32:04	-04:08	7.3 / 5.7	9.6 / 12.4	8.1 / 8.0	2-48.5 / 4-37.5	3-19.0 / 8-65.0	2 / 0
Virginia	8-15 / 3-12	1-1 / 1-2	34:09 / 25:51	08:18	6.9 / 4.1	6.3 / 5.8	6.7 / 5.1	5-44.2 / 4-46.3	8-85.0 / 4-38.0	2 / 1
Clemson	6-16 / 7-16	2-3 / 4-6	23:08 / 36:52	-13:44	3.5 / 5.9	4.3 / 5.5	3.9 / 5.7	6-36.5 / 3-39.3	4-38.0 / 6-69.0	2 / 4
Totals	62-134 / 62-139	9-19 / 11-20	279:05 / 320:55	-41:50	5.5 / 5.3	7.7 / 7.8	6.5 / 6.3	37-42.6 / 34-39.8	56-497.0 / 60-558.0	18 / 12

Note: Game totals are displayed in the format TEAM/OPPONENT for each category



**2023-24 Georgia Tech Football
By Quarter Statistics
All games**

3rd-Down Conversions

Date	Opponent	Score	Overall	1st Qtr	2nd Qtr	3rd Qtr	4th Qtr	Overtime
09/01/2023	Louisville	L 34-39	6-13 46.2	1-4 25.0	2-2 100.0	0-2 0.0	3-5 60.0	0-0 0.0
09/09/2023	South Carolina St.	W 48-13	6-10 60.0	3-3 100.0	2-3 66.7	0-2 0.0	1-2 50.0	0-0 0.0
09/16/2023	at Ole Miss	L 23-48	11-20 55.0	4-5 80.0	2-4 50.0	4-6 66.7	1-5 20.0	0-0 0.0
09/23/2023	at Wake Forest	W 30-16	7-15 46.7	2-3 66.7	2-5 40.0	2-3 66.7	1-4 25.0	0-0 0.0
09/30/2023	Bowling Green	L 27-38	2-8 25.0	0-1 0.0	1-4 25.0	0-2 0.0	1-1 100.0	0-0 0.0
10/07/2023	at Miami (FL)	W 23-20	5-13 38.5	0-3 0.0	2-4 50.0	3-4 75.0	0-2 0.0	0-0 0.0
10/21/2023	Boston College	L 23-38	3-11 27.3	1-4 25.0	1-3 33.3	1-2 50.0	0-2 0.0	0-0 0.0
10/28/2023	North Carolina	W 46-42	8-13 61.5	2-5 40.0	3-4 75.0	0-1 0.0	3-3 100.0	0-0 0.0
11/04/2023	at Virginia	W 45-17	8-15 53.3	0-3 0.0	6-7 85.7	2-4 50.0	0-1 0.0	0-0 0.0
11/11/2023	at Clemson	L 21-42	6-16 37.5	1-3 33.3	1-3 33.3	1-3 33.3	3-7 42.9	0-0 0.0
Georgia Tech			62-134 46.3	14-34 41.2	22-39 56.4	13-29 44.8	13-32 40.6	0-0 0.0
Opponents			62-139 44.6	13-34 38.2	16-41 39.0	16-30 53.3	17-34 50.0	0-0 0.0

4th-Down Conversions

Date	Opponent	Score	Overall	1st Qtr	2nd Qtr	3rd Qtr	4th Qtr	Overtime
09/01/2023	Louisville	L 34-39	0-1 0.0	0-0 0.0	0-0 0.0	0-0 0.0	0-1 0.0	0-0 0.0
09/09/2023	South Carolina St.	W 48-13	1-1 100.0	0-0 0.0	0-0 0.0	1-1 100.0	0-0 0.0	0-0 0.0
09/16/2023	at Ole Miss	L 23-48	2-5 40.0	0-0 0.0	0-1 0.0	0-1 0.0	2-3 66.7	0-0 0.0
09/23/2023	at Wake Forest	W 30-16	0-1 0.0	0-0 0.0	0-0 0.0	0-0 0.0	0-1 0.0	0-0 0.0
09/30/2023	Bowling Green	L 27-38	1-3 33.3	0-0 0.0	0-1 0.0	1-2 50.0	0-0 0.0	0-0 0.0
10/07/2023	at Miami (FL)	W 23-20	0-0 0.0	0-0 0.0	0-0 0.0	0-0 0.0	0-0 0.0	0-0 0.0
10/21/2023	Boston College	L 23-38	1-1 100.0	0-0 0.0	0-0 0.0	0-0 0.0	1-1 100.0	0-0 0.0
10/28/2023	North Carolina	W 46-42	1-3 33.3	0-2 0.0	1-1 100.0	0-0 0.0	0-0 0.0	0-0 0.0
11/04/2023	at Virginia	W 45-17	1-1 100.0	1-1 100.0	0-0 0.0	0-0 0.0	0-0 0.0	0-0 0.0
11/11/2023	at Clemson	L 21-42	2-3 66.7	0-0 0.0	0-0 0.0	0-0 0.0	2-3 66.7	0-0 0.0
Georgia Tech			9-19 47.4	1-3 33.3	1-3 33.3	2-4 50.0	5-9 55.6	0-0 0.0
Opponents			11-20 55.0	3-6 50.0	6-7 85.7	1-2 50.0	1-5 20.0	0-0 0.0

Time of Possession

Date	Opponent	Score	Overall	1st Qtr	2nd Qtr	3rd Qtr	4th Qtr	Overtime
09/01/2023	Louisville	L 34-39	30:06	06:36	08:56	03:31	11:03	00:00
09/09/2023	South Carolina St.	W 48-13	28:27	04:06	10:40	05:31	08:10	00:00
09/16/2023	at Ole Miss	L 23-48	39:17	06:21	13:59	08:56	10:01	00:00
09/23/2023	at Wake Forest	W 30-16	28:01	03:42	10:02	04:01	10:16	00:00
09/30/2023	Bowling Green	L 27-38	17:15	03:45	03:51	06:02	03:37	00:00
10/07/2023	at Miami (FL)	W 23-20	24:34	05:19	08:14	06:09	04:52	00:00
10/21/2023	Boston College	L 23-38	26:12	08:35	07:16	05:18	05:03	00:00
10/28/2023	North Carolina	W 46-42	27:56	09:37	07:46	01:44	08:49	00:00
11/04/2023	at Virginia	W 45-17	34:09	04:52	11:09	10:55	07:13	00:00
11/11/2023	at Clemson	L 21-42	23:08	05:36	03:42	04:55	08:55	00:00
Georgia Tech			Total 279:05	58:29	85:35	57:02	77:59	00:00
			Avg. 27:54	05:51	08:34	05:42	07:48	00:00
Opponents			Total 320:55	72:23	83:33	76:00	88:59	00:00
			Avg. 32:06	07:14	08:21	07:36	08:54	00:00



2023-24 Georgia Tech Football
Red-Zone Results
All games

Georgia Tech Inside Opponent Red-Zone

Date	Opponent	Score	Times In RZ	Times Scored	Total Pts	Total TDs	Rush TDs	Pass TDs	FGs Made	Failed to score inside RZ					
										FGA	Down	Int	Fumb	Half Game	
09/01/2023	Louisville	L 34-39	5	3	20	3	1	2	0	1	0	0	1	0	0
09/09/2023	South Carolina St.	W 48-13	6	5	31	4	2	2	1	1	0	0	1	0	0
09/16/2023	at Ole Miss	L 23-48	5	4	23	3	1	2	1	1	1	0	0	0	0
09/23/2023	at Wake Forest	W 30-16	2	2	6	0	0	0	2	2	0	0	0	0	0
09/30/2023	Bowling Green	L 27-38	5	3	20	3	0	3	0	0	1	1	0	0	0
10/07/2023	at Miami (FL)	W 23-20	3	3	17	2	2	0	1	1	0	0	0	0	0
10/21/2023	Boston College	L 23-38	2	2	13	2	1	1	0	0	0	0	0	0	0
10/28/2023	North Carolina	W 46-42	4	4	25	3	1	2	1	1	0	0	0	0	0
11/04/2023	at Virginia	W 45-17	2	2	14	2	2	0	0	0	0	0	0	0	0
11/11/2023	at Clemson	L 21-42	2	2	14	2	1	1	0	0	0	0	0	0	0
Totals 30 of 36 (83.3%)			36	30	183	24	11	13	6	7	2	1	2	0	0

Opponents Inside Georgia Tech Red-Zone

Date	Opponent	Score	Times In RZ	Times Scored	Total Pts	Total TDs	Rush TDs	Pass TDs	FGs Made	Failed to score inside RZ					
										FGA	Down	Int	Fumb	Half Game	
09/01/2023	Louisville	L 34-39	6	6	29	3	0	3	3	3	0	0	0	0	0
09/09/2023	South Carolina St.	W 48-13	2	2	13	2	2	0	0	0	0	0	0	0	0
09/16/2023	Ole Miss	L 23-48	4	3	21	3	3	0	0	0	1	0	0	0	0
09/23/2023	Wake Forest	W 30-16	3	3	16	2	1	1	1	1	0	0	0	0	0
09/30/2023	Bowling Green	L 27-38	5	5	31	4	3	1	1	1	0	0	0	0	0
10/07/2023	Miami (FL)	W 23-20	4	3	13	1	1	0	2	2	0	1	0	0	0
10/21/2023	Boston College	L 23-38	4	4	24	3	3	0	1	1	0	0	0	0	0
10/28/2023	North Carolina	W 46-42	5	5	35	5	4	1	0	0	0	0	0	0	0
11/04/2023	Virginia	W 45-17	3	2	14	2	0	2	0	0	0	1	0	0	0
11/11/2023	Clemson	L 21-42	4	4	28	4	0	4	0	0	0	0	0	0	0
Totals 37 of 40 (92.5%)			40	37	224	29	17	12	8	8	1	2	0	0	0



**2023-24 Georgia Tech Football
Individual Game Highs
All games**

Georgia Tech - Individual Game Highs

RUSHES	22	Dontae Smith vs North Carolina (10/28/2023)
YARDS RUSHING	178	Dontae Smith vs North Carolina (10/28/2023)
TD RUSHES	2 2 2	Haynes King at Virginia (11/04/2023) Dontae Smith at Virginia (11/04/2023) Trey Cooley vs Louisville (09/01/2023)
LONG RUSH	71	Haynes King vs Boston College (10/21/2023)
PASS ATTEMPTS	41	Haynes King at Ole Miss (09/16/2023)
PASS COMPLETIONS	28	Haynes King at Ole Miss (09/16/2023)
YARDS PASSING	348	Haynes King vs Bowling Green (09/30/2023)
TD PASSES	4 4 4	Haynes King vs North Carolina (10/28/2023) Haynes King vs Bowling Green (09/30/2023) Haynes King vs South Carolina St. (09/09/2023)
LONG PASS	58	Haynes King at Virginia (11/04/2023)
RECEPTIONS	8	Eric Singleton, Jr. vs North Carolina (10/28/2023)
YARDS RECEIVING	131	Dominick Blaylock vs Bowling Green (09/30/2023)
TD RECEPTIONS	2 2	Malik Rutherford vs North Carolina (10/28/2023) Brett Seither vs North Carolina (10/28/2023)
LONG RECEPTION	58	Eric Singleton, Jr. at Virginia (11/04/2023)
PUNTS	6 6	David Shanahan at Clemson (11/11/2023) David Shanahan at Miami (FL) (10/07/2023)
PUNTING AVG	48.5	David Shanahan vs North Carolina (10/28/2023)
LONG PUNT	61	David Shanahan vs North Carolina (10/28/2023)
PUNTS INSIDE 20	3 3	David Shanahan at Virginia (11/04/2023) David Shanahan vs Louisville (09/01/2023)
LONG PUNT RETURN	23	Dominick Blaylock at Virginia (11/04/2023)
LONG KICKOFF RETURN	43	Christian Leary vs Bowling Green (09/30/2023)
TACKLES	10 10	Kyle Efford at Virginia (11/04/2023) Myles Sims at Wake Forest (09/23/2023)
SACKS	4	Kyle Kennard at Wake Forest (09/23/2023)
TACKLES FOR LOSS	4	Kyle Kennard at Wake Forest (09/23/2023)



2023-24 Georgia Tech Football
Team Game Highs
All games

Georgia Tech - Game Highs

RUSHES	48	North Carolina (10/28/2023)
YARDS RUSHING	348	North Carolina (10/28/2023)
YARDS PER RUSH	8.1	South Carolina St. (09/09/2023)
TD RUSHES	5	at Virginia (11/04/2023)
PASS ATTEMPTS	42	at Ole Miss (09/16/2023)
PASS COMPLETIONS	28	at Ole Miss (09/16/2023)
YARDS PASSING	348	Bowling Green (09/30/2023)
YARDS PER PASS	9.8	Louisville (09/01/2023)
TD PASSES	4	North Carolina (10/28/2023)
	4	Bowling Green (09/30/2023)
	4	South Carolina St. (09/09/2023)
TOTAL PLAYS	89	at Ole Miss (09/16/2023)
TOTAL OFFENSE	635	North Carolina (10/28/2023)
YARDS PER PLAY	8.6	South Carolina St. (09/09/2023)
POINTS	48	South Carolina St. (09/09/2023)
SACKS BY	8	at Wake Forest (09/23/2023)
FIRST DOWNS	29	at Virginia (11/04/2023)
	29	North Carolina (10/28/2023)
PENALTIES	14	at Wake Forest (09/23/2023)
PENALTY YARDS	142	at Wake Forest (09/23/2023)
TURNOVERS	4	at Clemson (11/11/2023)
PUNTS	6	at Clemson (11/11/2023)
	6	at Miami (FL) (10/07/2023)
PUNTING AVG	48.5	North Carolina (10/28/2023)
LONG PUNT	61	North Carolina (10/28/2023)
PUNTS INSIDE 20	3	at Virginia (11/04/2023)
	3	Louisville (09/01/2023)
LONG PUNT RETURN	23	at Virginia (11/04/2023)