

# GEORGIA TECH

131<sup>ST</sup> SEASON • 4 NATIONAL CHAMPIONSHIPS • 15 CONFERENCE CHAMPIONSHIPS • 45 BOWL APPEARANCES • 25 BOWL VICTORIES

## GEORGIA TECH (2-2, 1-1 ACC) vs. BOWLING GREEN (1-3, 0-1 MAC)

SATURDAY, SEPTEMBER 30, 2023 • 3:30 P.M. ET • ATLANTA, GA. • BOBBY DODD STADIUM AT HYUNDAI FIELD

### MATCHUP AT A GLANCE



<b>GEORGIA TECH</b>	<b>vs.</b>	<b>BOWLING GREEN</b>
2-2 (1-1 ACC).....	<b>Record</b> .....	1-3 (0-1 MAC)
Atlanta, Ga. ....	<b>Location</b> .....	Bowling Green, Ohio
1885.....	<b>Founded</b> .....	1910
45,295.....	<b>Enrollment</b> .....	18,792
Yellow Jackets, Ramblin' Wreck.....	<b>Nickname</b> .....	Falcons
Tech Gold and White.....	<b>Colors</b> .....	Orange and Brown
Atlantic Coast.....	<b>Conference</b> .....	Mid-American (East Division)
Bobby Dodd Stadium at Hyundai Field (55,000).....	<b>Stadium (Capacity)</b> .....	Doyt Perry Stadium (24,000)
Brent Key.....	<b>Head Coach</b> .....	Scot Loeffler
6-6 (1st full season).....	<b>Head Coach's Record at School</b> .....	14-32 (5th season)
Same.....	<b>Head Coach's Overall Record</b> .....	Same
None.....	<b>National Ranking</b> .....	None
Multiple.....	<b>Basic Offense</b> .....	No Huddle Multiple
33.8 (8th/44th).....	<b>Points Per Game (Conference/National Rank)</b> .....	18.8 (7th/19th)
192.0 (6th/34th).....	<b>Rushing Yards Per Game (Conference/National Rank)</b> .....	128.2 (7th/94th)
288.0 (5th/24th).....	<b>Passing Yards Per Game (Conference/National Rank)</b> .....	183.2 (6th/106th)
480.0 (4th/17th).....	<b>Total Yards Per Game (Conference/National Rank)</b> .....	311.5 (8th/117th)
4-2-5.....	<b>Basic Defense</b> .....	Multiple
29.0 (12th/99th).....	<b>Points Allowed Per Game (Conference/National Rank)</b> .....	29.5 (7th/101st)
236.5 (14th/128th).....	<b>Rushing Yards Allowed Per Game (Conference/National Rank)</b> .....	154.2 (6th/95th)
188.8 (6th/34th).....	<b>Passing Yards Allowed Per Game (Conference/National Rank)</b> .....	184.2 (4th/28th)
425.2 (14th/115th).....	<b>Total Yards Allowed Per Game (Conference/National Rank)</b> .....	338.5 (5th/52nd)
W, 30-16 at Wake Forest (Sept. 23, 2023).....	<b>Last Game</b> .....	L, 38-7 at Ohio (Sept. 23, 2023)

### TOP STORYLINES

- Fresh off an impressive Atlantic Coast Conference road win at Wake Forest, Georgia Tech steps out of conference play to host Bowling Green on Saturday at Bobby Dodd Stadium at Hyundai Field.
- Georgia Tech (2-2, 1-1 ACC) dominated in the trenches in its 30-16 win at Wake Forest, collecting eight sacks and 10 tackles for loss on defense while not allowing a sack on offense. Going into the game, Tech ranked 128th out of 130 teams nationally with just one sack in its first three games, while Wake led the nation with 16 sacks in its first three contests.
- The Yellow Jackets also forced five turnovers against the Demon Deacons, which were Tech's most takeaways in a game since it also forced five turnovers in a 56-33 win over Duke in 2020 and its most in a road game since it forced six in a 56-28 win at Pitt in 2014.
- Georgia Tech quarterback **Haynes King** threw two touchdown passes in last Saturday's win at Wake Forest and continues to lead the ACC with 11 touchdown passes on the season. His 11 TD passes are the most by a Yellow Jacket in any four-game stretch since Joe Hamilton had 11 in a four-game stretch from Oct. 30-Nov. 20, 1999.
- King's 1,132 passing yards and 11 touchdown passes are the most ever by a Yellow Jacket in the first four games of a season, topping Hamilton's 1,074 yards and 10 touchdowns over the first four games of the '99 campaign.
- Bowling Green (1-3) is making only its second-ever trip to the state of Georgia. Its first was also a visit to Bobby Dodd Stadium and came five years and one day prior to this Saturday's matchup, a 63-17 Georgia Tech win on Sept. 29, 2018.

### SERIES HISTORY

<b>Series Record (Streak):</b> .....	Georgia Tech leads 1-0
<b>at Georgia Tech:</b> .....	Georgia Tech leads 1-0
<b>at Bowling Green:</b> .....	N/A
<b>Neutral Sites:</b> .....	N/A
<b>Last Meeting:</b> ..	Georgia Tech 63, Bowling Green 17 (Sept. 29, 2018 - Atlanta, Ga.)

### TALE OF THE TAPE

Average heights and weights of players listed on both teams' depth charts:

Georgia Tech		Bowling Green
6-5, 303.....	<b>Offensive Line</b> .....	6-5, 304
6-5, 235.....	<b>Tight Ends</b> .....	6-4, 243
6-0, 196.....	<b>Offensive Backs (QB and RB)</b> .....	6-0, 216
6-0, 189.....	<b>Receivers</b> .....	6-1, 201
6-4, 279.....	<b>Defensive Line</b> .....	6-3, 282
6-2, 222.....	<b>Linebackers</b> .....	6-2, 231
6-1, 187.....	<b>Defensive Backs</b> .....	6-0, 193

### TOP PERFORMERS AT A GLANCE

PASSING	COMP.	ATT.	INT.	YDS.	TD
<b>Georgia Tech</b>					
Haynes King	84	129	2	1,132	11
<b>Bowling Green</b>					
Connor Bazelak	46	81	5	494	3
<b>RUSHING</b>	<b>ATT.</b>	<b>YDS.</b>	<b>AVG.</b>	<b>TD</b>	
<b>Georgia Tech</b>					
Jamal Haynes	57	331	5.8	2	
Trey Cooley	39	208	5.3	3	
<b>Bowling Green</b>					
Terion Stewart	32	215	6.7	3	
<b>RECEIVING</b>	<b>NO.</b>	<b>YDS.</b>	<b>AVG.</b>	<b>TD</b>	
<b>Georgia Tech</b>					
Eric Singleton, Jr.	14	250	17.9	4	
Malik Rutherford	16	190	11.9	0	
<b>Bowling Green</b>					
Odieu Hillare	4	179	11.9	2	
<b>TACKLES</b>	<b>UT</b>	<b>AT</b>	<b>TT</b>	<b>TFL</b>	<b>SACK</b>
<b>Georgia Tech</b>					
Kyle Kennard	13	11	24	4.5	4.0
Jaylon King	12	7	19	0.0	0.0
<b>Bowling Green</b>					
Joseph Sipp, Jr.	16	15	31	2.0	—

### 2023 GEORGIA TECH SCHEDULE/RESULTS

• Overall: **2-2** | ACC: **1-1** | Place: **6th**  
 • Home: **1-1** | Away: **1-1** | Neutral: **0-0** | Streak: **W1**

Date	Opponent	Time/Result	TV
Sept. 1	<b>rv/- LOUISVILLE*^ (Fri.)</b>	L, 39-34	ESPN
Sept. 9	<b>SOUTH CAROLINA STATE</b>	W, 48-13	ACCNX
Sept. 16	at No. 17/19 Ole Miss	L, 48-23	SECN
Sept. 23	at -/rv Wake Forest*	W, 30-16	CW
Sept. 30	<b>BOWLING GREEN</b>	3:30 p.m.	ACCN
Oct. 7	at No. 18 Miami (Fla.)*	8 p.m.	ACCN
Oct. 21	<b>BOSTON COLLEGE*</b>	TBA	TBA
Oct. 28	<b>No. 15 NORTH CAROLINA*</b>	TBA	TBA
Nov. 4	at Virginia*	TBA	TBA
Nov. 11	at rv/rv Clemson*	TBA	TBA
Nov. 18	<b>rv/rv SYRACUSE*</b>	TBA	TBA
Nov. 25	<b>No. 1 GEORGIA</b>	TBA	TBA

All times Eastern; Home games in **BOLD CAPS**

\* ACC game

^ Aflac Kickoff Game (Mercedes-Benz Stadium)

Ranks for past games = AP/Coaches ranks at time of game

Ranks for current/future games = current AP/Coaches ranks

### ON THE AIR

**TV:** ACC Network

- **Play-by-Play**..... Chris Cotter
- **Analyst**..... Mark Herzlich
- **Sideline Reporter**..... Marilyn Payne
- Mobile App: ESPN
- Online: WatchESPN.com

**RADIO:** Georgia Tech Sports Network

- **Play-by-Play**..... Andy Demetra
- **Analyst**..... Joe Hamilton
- **Sideline Reporter**..... Chris Mooneyham
- In Atlanta: XTRA 106.3 FM / 1230 AM
- Across Georgia: Visit RamblinWreck.com for station affiliate list
- Satellite: SiriusXM 133 or 193
- Mobile Apps: GT Yellow Jackets, XTRA 106.3, SiriusXM, Tuneln
- Online: RamblinWreck.com, XTRA1063.com

### GEORGIA TECH'S LAST GAME

<b>at Wake Forest</b> .....	W, 30-16
<b>Date</b> .....	Sept. 23
<b>Location</b> .....	Winston-Salem, N.C. (Allegacy Stadium)
<b>Total Offense</b> .....	380
<b>Rushing</b> .....	158
<b>Passing</b> .....	222
<b>Turnovers</b> .....	1
<b>Total Defense</b> .....	386
<b>Rushing</b> .....	224
<b>Passing</b> .....	162
<b>Takeaways</b> .....	5
<b>Passing Leader</b>	
Haynes King.....	16-27-1, 222 yds., 2 TD
<b>Receiving Leaders</b>	
Eric Singleton, Jr.....	4 rec., 50 yds., 1 TD
Abdul Jannah.....	2 rec., 47 yds., 1 TD
<b>Rushing Leaders</b>	
Jamal Haynes.....	18 carries, 95 yds., 1 TD
Haynes King.....	6 carries, 53 yds.
<b>Defensive Leaders</b>	
Myles Sims.....	10 TKL
Zeek Biggers.....	9 TKL, 1.0 TFL, 0.5 SK, 1 FR
Kyle Kennard.....	8 TKL, 4.0 TFL, 4.0 SK, 1 FF
Jaylon King.....	5 TKL, 2 INT

**GEORGIA TECH MEDIA AVAILABILITY**

MON 25	TUE 26	WED 27	THU 28	FRI 29	SAT 30	SUN 1
NO AVAILABILITY	<p><b>Approx. 9:30 a.m. –</b>            Selected early periods of practice open to media (Rose Bowl Field/Brock Indoor Practice Facility)</p> <p><b>Approx. 11:45 a.m. –</b>            Head coach Brent Key weekly press conference (Bobby Dodd Stadium – Edge/Rice Center museum lobby)</p>	<p><b>Approx. 9:30 a.m. –</b>            Selected early periods of practice open to media (Rose Bowl Field/Brock Indoor Practice Facility)</p> <p><b>Approx. 11:45 a.m. –</b>            Selected student-athletes media availability (Bobby Dodd Stadium – Edge/Rice Center museum lobby)</p>	<p><b>Noon –</b> Head coach Brent Key media availability (Bobby Dodd Stadium)</p> <p><b>6-7 p.m. –</b> <i>Brent Key Coach's Show</i> (Georgia Tech Sports Network — XTRA 106.3 FM / 1230 AM in Atlanta)</p>	NO AVAILABILITY	<p><b>3:30 p.m. ET -</b> Georgia Tech vs. Bowling Green (Atlanta, Ga. — Bobby Dodd Stadium at Hyundai Field)            TV: ACC Network            Radio: Georgia Tech Sports Network (XTRA 106.3 FM / 1230 AM in Atlanta)</p> <p><b>Postgame press conference -</b>            Head coach Brent Key and selected student-athletes (Edge/Rice Center museum area – north end of Bobby Dodd Stadium)</p>	NO AVAILABILITY

**GEORGIA TECH ATHLETICS COMMUNICATIONS & PUBLIC RELATIONS**

- **Assistant A.D./Communications & P.R. (Primary Football Contact):** Mike Flynn  
**Office:** (404) 894-5445 • **Mobile:** (828) 964-6406  
**Email:** mflynn@athletics.gatech.edu
- **Assistant Director/Communications & P.R. (Secondary Football Contact):** Andrew Clausen  
**Office:** (404) 894-5445 • **Mobile:** (678) 764-0867  
**Email:** aclausen@athletics.gatech.edu
- **Associate Director/Communications & P.R. (Football Credentials):** Mike Stamus  
**Office:** 404-894-5445 • **Mobile:** (404) 218-9723  
**Email:** mstamus@athletics.gatech.edu

**FOLLOW GEORGIA TECH ONLINE**

**OFFICIAL WEBSITE:** www.RamblinWreck.com



@GTathletics  
 @GeorgiaTechFB



@GTathletics  
 @GeorgiaTechFB



/GTathletics  
 /GTFootball



RamblinWreckTube

**GEORGIA TECH FOOTBALL BY THE NUMBERS**

**0**  
 Georgia Tech allowed zero sacks in last Saturday's 30-16 win at Wake Forest, a feat made more impressive by the fact that the Demon Deacons led the nation with 16 sacks on the season going into the game.

**1**  
 Georgia Tech is tied for No. 1 nationally with two blocked kicks this season (PAT block vs. South Carolina State, FG block at Ole Miss).

**4**  
 Jr. DL **Kyle Kennard's** four sacks last Saturday at Wake Forest are tied for the third-most in Georgia Tech history, the most by a Yellow Jacket since Jeremiah Attaochu also had four against Georgia in 2013, and the most by an NCAA Division I FBS player in a game this season.

**5**  
 Head coach **Brent Key** is the fifth Georgia Tech alumnus to ever serve as the Yellow Jackets' football head coach, joining William Alexander (1920-44), Bill Fulcher (1972-73), Pepper Rodgers (1974-79) and Bill Curry (1980-86).

**8**  
 Georgia Tech's eight sacks last Saturday at Wake Forest are tied for the fifth-most in a single game in program history and the most since the Yellow Jackets also had eight sacks in a 45-22 win over No. 21/20 North Carolina on Sept. 25, 2021.

**18**  
 Eighteen Georgia Tech student-athletes have already earned bachelor's degrees: TE **Luke Benson**, WR **Dominick Blaylock**, LS **Henry Freer**, QB **Haynes King**, DB **Jaylon King**, WR **Chase Lane**, TE **Dylan Leonard**, LB **Paul Moala**, LB **Braelen Oliver**, DL **Etinosa Reuben**, OL **Connor Scaglione**, TE **Brett Seither**, DB **Myles Sims**, RB **Dontae Smith**, PK **Gavin Stewart**, DB **K.J. Wallace**, LB **Andre White** and DL **Sylvain Yondjouen**.

**750**  
 Georgia Tech picked up the 750th win in program history on Oct. 9 against South Carolina State. Georgia Tech is the 21st program in FBS history with 750 all-time victories, and the fourth from the ACC (joining Clemson, Virginia Tech and Pitt).

**1,123/11**  
 r-So. QB **Haynes King's** 1,123 passing yards and 11 touchdown passes are the most ever by a Georgia Tech quarterback through the first four games of a season, topping Joe Hamilton's 1,074 yards and 10 touchdowns in 1999, when he went on to finish second in voting for the Heisman Trophy.

**A GEORGIA TECH WIN WOULD ...**

- up its overall record to 3-2 on the season;
- put it above .500 through five games for the first time since 2017;
- give it three wins in the month of September for the first time since 2017;
- give it two non-conference wins in a season for the first time since 2018;
- give it consecutive wins at Bobby Dodd Stadium in the same season for the first time since it closed out the 2018 home schedule with wins over Miami (Fla.) and Virginia;
- up it to 2-0 all-time versus Bowling Green;
- up it to 2-1 all-time against members of the Mid-American Conference;

**A GEORGIA TECH LOSS WOULD ...**

- drop it to 2-3 on the season;
- even its all-time record against Bowling Green at 1-1;
- be its second-consecutive loss to a member of the Mid-American Conference (lost 22-21 to Northern Illinois on Sept. 4, 2021).

## GEORGIA TECH HEAD COACH BRENT KEY

Brent Key, a Georgia Tech alumnus and football letterwinner, was officially named the 21st head coach in Tech football history by Institute President Dr. Ángel Cabrera and director of athletics J Batt on Nov. 29, 2022.

Key takes the reins of the program after leading the Yellow Jackets to a 4-4 record over the final eight games of the 2022 season as interim head coach. The four wins included two road victories over nationally ranked opponents – a 26-21 win at No. 24 Pitt in his first game at the helm on Oct. 1 and a 21-17 triumph at No. 11 North Carolina on Nov. 19. The Jackets overcame a plethora of injuries – including to its top two quarterbacks – to finish 5-7 overall and 4-4 in Atlantic Coast Conference play after a 1-3 (0-1 ACC) start. The overall and conference win totals were Tech's highest since 2018, as was its fourth-place finish in the ACC Coastal Division standings (the Jackets defeated all three teams that finished ahead of them in the division standings – North Carolina, Pitt and Duke).

A 2001 Georgia Tech graduate (management), Key is the fifth Tech alumnus to serve as the Yellow Jackets' head coach, joining William Alexander (1912 graduate; head coach from 1920-44), Bill Fulcher (1956; 1972-73), Pepper Rodgers (1955; 1974-79) and Bill Curry (1965; 1980-86). Key played offensive line for the Jackets from 1997-2000.

Prior to being named Georgia Tech's interim head coach on Sept. 26 of last season, Key was in his fourth season as the Yellow Jackets' assistant head coach, run game coordinator and offensive line coach. In his four seasons at his alma mater, Georgia Tech's run game produced an all-American, three all-Atlantic Coast Conference honorees and finished in the top half of the ACC in rushing offense twice. Key has also mentored a pair of all-ACC offensive linemen.

Despite battling a rash of injuries across the offensive front throughout the season, 2021 marked the second-straight season that Tech's rushing offense ranked in the top half of the ACC under Key's watch, with tackle Devin Cochran earning honorable-mention all-ACC recognition before going on to sign with the National Football League's Cincinnati Bengals.

In 2020, the Jackets ranked fourth in the ACC in fewest sacks allowed (2.3 per game) and fifth in the league in rushing (190.8 yards per game), all with a true freshman (Jordan Williams) starting 9-of-10 games at right tackle.

Despite a multitude of injuries, the Jackets' offensive line improved throughout the 2019 season, as it went through the monumental transition from an option-based scheme to a pro-style, spread attack. During a one late-season three-game stretch, Tech faced teams that ranked first (Pitt), fourth (Miami) and eighth (Virginia) nationally in sacks. Tech's offensive front allowed just five total sacks in those three games, including none against eventual ACC Coastal Division champion Virginia. In all, the Jackets didn't surrender a sack in two of its final four contests.

Key came back to his alma mater after three seasons as offensive line coach at Alabama (2016-18), where he helped lead the Crimson Tide to two Southeastern Conference championships, three College Football Playoff championship games and the 2017 national title.

In each of his three seasons at Alabama, Key's offensive lines were finalists for the Joe Moore Award, which is presented annually to the nation's top offensive front, and was the only group in the nation to receive the honor all three seasons. He also coached four All-Americans (including two unanimous picks – tackle Cam Robinson in 2016 and tackle Jonah Williams in 2018) and nine all-SEC selections (including seven first-teamers) during his time with the Tide. In addition to being unanimous All-Americans, Robinson won the 2016 Outland Trophy as the nation's best interior lineman and Williams was a finalist for the award in '18. They also won the Jacobs Blocking Trophy (SEC's top offensive lineman) in '16 and '18, respectively.

Seven linemen that Key coached in his three seasons at Alabama went on to be selected in the National Football League Draft — Jedrick Wills (No. 10 overall, Cleveland Browns, 2020), Williams (No. 11 overall, Cincinnati Bengals, 2019), Alex Leatherwood (No. 17 overall, Las Vegas Raiders, 2021), Robinson (No. 34 overall, Jacksonville Jaguars, 2017), Ross Pierschbacher (fifth round, Washington Redskins, 2019), Bradley Bozeman (sixth round, Baltimore Ravens, 2018) and Deonte Brown (sixth round, Carolina Panthers, 2021).

Key was also lauded for his work on the recruiting trail at Alabama. He was tabbed as the nation's No. 2 recruiter by 247Sports for his work in landing the Crimson Tide's 2019 class and the No. 1 recruiter in the nation for his efforts with the 2020 class.

Prior to his three-year stint at Alabama, Key spent 11 seasons at UCF (2005-15). He started at UCF as a graduate assistant and worked his way up to assistant head coach (2012-15) and offensive coordinator (2014-15). He also coached tight ends for three seasons (2006-08), offensive line for six seasons (2009-14), running backs for one season (2015), was special teams coordinator for one season (2008) and recruiting coordinator for six seasons (2007, 2010-14) with the Knights. In 2012, 2013 and 2014, Key was nominated for the Broyles Award, given to the top assistant coach in college football.

During Key's 11 seasons at UCF, the Knights won four conference championships (2007, 2010, 2013 and 2014), highlighted by a 12-1 campaign in 2013, which culminated with a 52-42 win over No. 6 Baylor. The Knights beat two top-10 teams in '13 (Baylor and No. 8 Louisville) and Key's offensive front, which did not allow a sack against Penn State, Louisville, UConn or Baylor, helped pave the way for UCF to average 441.5 yards and 34.6 points per game, both among the highest marks in program history. His offensive line also provided protection for American Athletic Conference Offensive Player of the Year Blake Bortles.

In his six seasons as UCF's offensive line coach, eight different linemen earned all-conference recognition a total of 16 times and four went on to play in the NFL, including 2011 third-round draft pick Jah Reid. He also coached an NFL draft pick at tight end in Mike Merritt (2008).

During his time at UCF, Key coached under his head coach as a student-athlete at Georgia Tech, George O'Leary.

Key got his start in coaching as a graduate assistant at Georgia Tech in 2001-02 and served as tight ends and running backs coach at Western Carolina in 2004.

Key was a four-year starter in his four seasons as a student-athlete at Georgia Tech (1997-2000). While making 44-straight starts at right guard, Key was a part of a senior class that led Georgia Tech to four-straight bowl appearances for the first time since 1953-56. As a sophomore in 1998, he helped lead Tech to a 10-2 record and a share of the ACC championship. During his junior campaign in 1999, the Jackets ranked No. 1 nationally in total offense (509.0 ypg). He was voted a team captain and all-ACC as a senior in 2000. In all, he was a key cog in an offensive front that helped the Yellow Jackets lead the ACC in rushing three times.

A Clay, Ala. native, Key, 45, was an all-state performer at Hewitt-Trussville H.S. He and his wife, Danielle, have a daughter, Harper.

### THE BRENT KEY FILE

#### Personal

Hometown: Clay, Ala.  
Education: Georgia Tech, 2001  
Family: Wife: Danielle; Child: Harper

#### Coaching Experience

2001-02 – Georgia Tech (Graduate Assistant)  
2004 – Western Carolina (Tight Ends/Running Backs)  
2005 – UCF (Graduate Assistant)  
2006 – UCF (Tight Ends)  
2007 – UCF (Tight Ends/Recruiting Coordinator)  
2008 – UCF (Tight Ends/Special Teams Coordinator)  
2009 – UCF (Offensive Line)  
2010-11 – UCF (Offensive Line/Recruiting Coordinator)  
2012-13 – UCF – (Asst. Head Coach/OL/Recruiting Coord.)  
2014 – UCF (Asst. Head Coach/OC/OL/Recruiting Coord.)  
2015 – UCF (Asst. Head Coach/OL/Running Backs)  
2016-18 – Alabama (Offensive Line)  
2019-22 – Georgia Tech (Asst. HC/Run Game Coord./OL)  
2022 – Georgia Tech (Interim Head Coach)  
**2023- – Georgia Tech (Head Coach)**

### GEORGIA TECH ALUMNI TO SERVE AS TECH FOOTBALL'S HEAD COACH

#### William Alexander

Graduated from Georgia Tech: 1912  
Seasons as head coach: 1920-44 (25 seasons)  
Record as head coach: 134-95-15 (.580)

#### Bill Fulcher

Graduated from Georgia Tech: 1956  
Seasons as head coach: 1972-73 (Two seasons)  
Record as head coach: 12-10-1 (.543)

#### Pepper Rodgers

Graduated from Georgia Tech: 1955  
Seasons as head coach: 1974-79 (Six seasons)  
Record as head coach: 34-31-2 (.522)

#### Bill Curry

Graduated from Georgia Tech: 1965  
Seasons as head coach: 1980-86 (Seven seasons)  
Record as head coach: 31-43-4 (.423)

#### Brent Key

Graduated from Georgia Tech: 2001  
Seasons as head coach: 2022 (interim); 2023 (permanent)  
Record as head coach: 6-6 (.500)

**NOTING LAST WEEK'S WIN AT WAKE FOREST**

• Georgia Tech had eight sacks, 10 tackles for loss and forced five turnovers in a 30-16 win at Wake Forest last Saturday.

• After entering the game with just one sack on the season, Georgia Tech's eight sacks tied for the fifth-most in single-game school history, were its most since it had eight against North Carolina on Sept. 25, 2021 and tied for its most in a game in the last 16 seasons (2008-23).

• Jr. DL **Kyle Kennard** had four of Georgia Tech's eight sacks. His four sacks are the most in a game by an NCAA Division I FBS player this season, tied for the third-most in Georgia Tech single-game history and the most by a Yellow Jacket since Jeremiah Attaochu had four against Georgia on Nov. 30, 2013.

• Tech's defense also had 10 tackles for loss after entering the game with just seven this season. The 10 TFL were the Yellow Jackets' most in a game since they had 12 in last season's 21-17 win at No. 13 North Carolina (Nov. 19, 2022).

• The Yellow Jackets forced five turnovers, their most take-aways in a game since they also forced five turnovers in a 56-33 win over Duke in 2020 and their most in a road game since they forced six in a 56-28 win at Pitt in 2014.

• r-Sr. DB **Jaylon King** had two interceptions, en route to being named ACC co-Defensive Back of the Week. He is the first Yellow Jacket with two INTs in a game since LB Charlie Thomas picked off a pair of passes against Kennesaw State on Sept. 11, 2021 and the first to accomplish the feat against an NCAA Division I FBS opponent since A.J. Gray had two INTs on Sept. 30, 2017.

• Offensively, Georgia Tech did not allow a sack against a Wake Forest defense that entered the game with an NCAA Division I FBS-leading 16 sacks on the season.

• Georgia Tech handed Wake Forest its first loss of the season (3-1), its ninth loss in its last 31 games overall and its third loss in its last 17 home games.

• The win was Georgia Tech's fourth in its last five ACC road games.

**GEORGIA TECH-BOWLING GREEN SERIES HISTORY**

• Georgia Tech and Bowling Green are meeting for the second time.

• In their first-ever matchup, Georgia Tech defeated BG, 63-17, on Sept. 29, 2018 at Bobby Dodd Stadium. Georgia Tech amassed 532 yards of total offense, including 372 on the ground, and rushed for touchdowns the first seven times it had the ball in the convincing victory.

• The Yellow Jackets are 1-1 all-time against current members of the Mid-American Conference. In addition to the 63-17 win over Bowling Green in 2018, Georgia Tech suffered a 22-21 loss to Northern Illinois in the 2021 season opener.

• Bowling Green is making only its second-ever trip to the state of Georgia. Its first was the 2018 matchup at Bobby Dodd Stadium.

**GEORGIA TECH-BOWLING GREEN SERIES RESULTS**

DATE	RANK		GT RESULT		
	GT	BG	H/A	W/L/T	SCORE
9/29/2018	-	-	H	W	63-17

**GEORGIA TECH ALL-TIME vs. AP TOP 25**

	ALL	H	A	N	BOWL
Top 25	95-184-6	50-83-4	28-92-2	17-13	16-8
vs. ACC	32-47	19-21	12-25	1-2	0-0
vs. No. 1	2-12-1	1-4-1	1-8	0-0	0-0
vs. No. 2	0-10-1	0-5-1	0-4	0-1	0-0
vs. No. 3	1-11	0-6	1-5	0-0	0-0
vs. No. 4	3-12	2-8	1-4	0-0	0-0
vs. No. 5	3-13	1-8	2-6	0-0	0-0
vs. No. 6	5-7	3-4	1-4	1-0	1-0
vs. No. 7	3-13	2-5	0-6	1-2	1-1
vs. No. 8	5-10	3-4	1-6	1-0	1-0
vs. No. 9	7-11	4-3	1-6	1-1	1-1
vs. No. 10	4-10	0-4	1-5	3-1	3-1
vs. No. 11	4-7	1-2	1-4	2-1	2-1
vs. No. 12	5-6	2-2	2-4	1-0	1-0
vs. No. 13	7-8	2-2	3-3	1-2	1-1
vs. No. 14	2-12	1-7	1-5	0-0	0-0
vs. No. 15	4-6-2	3-5-1	0-1-1	1-0	1-0
vs. No. 16	5-5-2	4-0-1	1-4-1	0-1	0-0
vs. No. 17	9-6	6-2	1-2	2-2	2-2
vs. No. 18	7-7	4-3	3-4	0-0	0-0
vs. No. 19	7-3	2-1	3-2	2-0	2-0
vs. No. 20	4-8	3-5	1-3	0-0	0-0
vs. No. 21	2-1	2-1	0-0	0-0	0-0
vs. No. 22	2-4	2-2	0-2	0-0	0-0
vs. No. 23	3-1	1-0	2-0	0-1	0-1
vs. No. 24	1-0	0-0	1-0	0-0	0-0
vs. No. 25	2-4*	1-2	0-1	1-1	0-0

\* One win vacated due to NCAA sanctions

**TECH NOTES vs. RANKED OPPONENTS**

• Head coach **Brent Key** became the second coach in Georgia Tech history to ever defeat a ranked opponent in his first game as the Yellow Jackets' head coach when the Yellow Jackets knocked off No. 24 Pitt, 26-21, on Oct. 1 of last season. Tech head coaches were previously 1-4 when facing nationally ranked teams in their GT debuts (Bill Fulcher – L, 34-3 vs. No. 15 Tennessee – 1972; Pepper Rodgers – L, 31-7 vs. No. 2 Notre Dame – 1974; Bill Curry – L, 26-3 vs. No. 2 Alabama – 1980; Mac McWhorter – W, 24-14 vs. No. 11 Stanford – 2001 Seattle Bowl; Geoff Collins – L, 52-14 vs. No. 1 Clemson – 2019).

• Georgia Tech went 2-3 against ranked opponents in 2022, which marked the first time that the Yellow Jackets beat multiple nationally ranked teams in a season since 2014, when they had three wins over ranked foes.

• Georgia Tech went 2-1 on the road against ranked opponents last season.

**2023 ACC STANDINGS**

	ACC		Overall	
Florida State	2-0	1.000	4-0	1.000
Louisville	2-0	1.000	4-0	1.000
Duke	1-0	1.000	4-0	1.000
North Carolina	1-0	1.000	4-0	1.000
NC State	1-0	1.000	3-1	.750
<b>Georgia Tech</b>	<b>1-1</b>	<b>.500</b>	<b>2-2</b>	<b>.500</b>
Miami (Fla.)	0-0	.000	4-0	1.000
Syracuse	0-0	.000	4-0	1.000
Virginia Tech	0-0	.000	1-3	.250
Wake Forest	0-1	.000	3-1	.750
Pitt	0-1	.000	1-3	.250
Virginia	0-1	.000	0-4	.000
Clemson	0-2	.000	2-2	.500
Boston College	0-2	.000	1-3	.250

**ASSOCIATED PRESS TOP 25 POLL (WEEK 5)**

Team (1st-place votes)	Record	Points	Trend
1. Georgia (55)	4-0	1562	-
2. Michigan (1)	4-0	1445	-
3. Texas (2)	4-0	1401	-
4. Ohio State (1)	4-0	1370	+2
5. Florida State (3)	4-0	1351	-1
6. Penn State	4-0	1244	+1
7. Washington (1)	4-0	1228	+1
8. USC	4-0	1169	-3
9. Oregon	4-0	1076	+1
10. Utah	4-0	981	+1
11. Notre Dame	4-1	904	-2
12. Alabama	3-1	862	+1
13. LSU	3-1	813	-1
14. Oklahoma	4-0	716	+2
15. North Carolina	4-0	659	+2
16. Washington State	4-0	652	+5
17. Duke	4-0	648	+1
18. Miami	4-0	523	+2
19. Oregon State	3-1	366	-5
20. Ole Miss	3-1	349	-5
21. Tennessee	3-1	260	+2
22. Florida	3-1	235	+3
23. Missouri	4-0	197	NR
24. Kansas	4-0	132	NR
25. Fresno State	4-0	64	NR

Others receiving votes: Kansas State 57, Kentucky 41, Louisville 32, Colorado 32, UCLA 28, Maryland 20, TCU 17, Tulane 11, Syracuse 8, Air Force 6, Wisconsin 6, Texas A&M 5, Clemson 5

**AFCA COACHES TOP 25 POLL (WEEK 5)**

Team (1st-place votes)	Record	Points	Trend
1. Georgia (61)	4-0	1592	-
2. Michigan	4-0	1495	-
3. Ohio State (2)	4-0	1414	+1
4. Florida State	4-0	1390	-1
5. Texas	4-0	1336	+1
6. USC	4-0	1288	-1
7. Penn State	4-0	1225	-
8. Washington (1)	4-0	1194	-
9. Oregon	4-0	1071	+2
10. Utah	4-0	1010	-
11. Alabama	3-1	930	+1
12. LSU	3-1	844	+1
13. Notre Dame	4-1	837	-4
14. Oklahoma	4-0	784	-
15. North Carolina	4-0	698	+2
16. Duke	4-0	605	+2
17. Washington State	4-0	555	+7
18. Miami	4-0	485	+3
19. Tennessee	3-1	404	+1
20. Ole Miss	3-1	305	-4
21. Oregon State	3-1	293	-6
22. Missouri	4-0	140	NR
23. Florida	3-1	134	NR
24. Kansas	4-0	120	NR
25. Kansas State	3-1	109	NR

Others receiving votes: Fresno State 93, Kentucky 87, TCU 54, Maryland 39, Texas A&M 36, Louisville 36, UCLA 36, Clemson 35, Syracuse 32, Colorado 29, Air Force 24, Iowa 16, Tulane 11, Wyoming 8, Marshall 2, James Madison 2, Liberty 1, Georgia State 1

Georgia Tech opponents in italics



**OFFENSE**

• Through four games this season, Georgia Tech's offense is ranked in the top 35 in NCAA Division I FBS in six statistical categories.

**OFFENSIVE STATISTICAL RANKINGS - 2023**

Category	No.	National	ACC
Sacks Allowed	0.75/gm	8th	2nd
3rd-Down Conversion Pct.	.517	15th	2nd
Total Offense	480.0 ypg	17th	4th
Passing Offense	288.0 ypg	24th	5th
Passing Efficiency	158.57	31st	5th
Rushing Offense	192.0 ypg	34th	6th

• Georgia Tech is the fourth-most improved offenses in FBS this season, averaging 154.8 yards/game more than it did in 2022.

**MOST IMPROVED OFFENSES, FBS**

Team	2022		2023	Difference
	Total Offense	Total Offense		
1. Washington State	360.6	532.3	+171.7	
2. Texas State	325.2	482.3	+157.1	
3. New Mexico	228.1	384.5	+156.4	
<b>4. Georgia Tech</b>	<b>325.2</b>	<b>480.0</b>	<b>+154.8</b>	
5. Miami (FL)	367.4	519.0	+151.6	
6. Louisville	406.5	542.0	+135.5	
7. Syracuse	375.1	507.8	+132.7	
8. Colorado	281.3	409.0	+127.7	
9. Colorado State	285.8	411.3	+125.5	
10. UMass	265.8	391.0	+125.2	

*Research courtesy of the University New Mexico*

• The Yellow Jackets have had no less than 380 yards of total offense in a game this season (488 vs. Louisville, 578 vs. South Carolina State, 474 at Ole Miss, 380 at Wake Forest), which marks only the second time since 2000 that they have had at least 380 yards of offense in each of their first four games of a season (2011 and 2020).

• Tech has amassed at least 474 yards of total offense in three of its four games this season. In four seasons from 2019-22, Tech had a total of just two games with at least 474 yards of offense — Nov. 28, 2020 vs. Duke (523) and Oct. 27, 2021 at Virginia (570).

• Georgia Tech's 474 yards of total offense at No. 17/19 Ole Miss (Sept. 16) was its highest total against a nationally ranked team since it had 655 yards in a 42-41 double-over-time loss to No. 25/24 Tennessee in the 2017 Chick-fil-A Kickoff Game (Sept. 4, 2017).

• On Sept. 9, Georgia Tech produced 578 yards of offense against South Carolina State — its most in a game since 602 yards at USF on Sept. 8, 2018.

• This season marks the first time since 2017 that the Jackets have opened the season by scoring at least 23 points in each of its first four games (41 vs. Tennessee, 37 vs. Jacksonville State, 35 vs. Pitt, 33 vs. North Carolina).

• Georgia Tech has scored at least 23 points in any four-game stretch for the first time since 2018 (49 at Virginia Tech - Oct. 25, 38 at North Carolina - Nov. 3, 27 vs. Miami - Nov. 10 and 30 vs. Virginia - Nov. 17).

• Tech's 48 points against S.C. State were its most in a game since a 56-33 win over Duke on Nov. 28, 2020.

• The Yellow Jackets scored 28 of their 34 points against Louisville during an 11:08 span of the second quarter.

• The Jackets' 28 second-quarter points against Louisville were:

- the most Georgia Tech has scored in any quarter since it scored a school-record 34 in the first quarter of its 69-6 win over Alcorn State on Sept. 2, 2015;
- the most they have scored in any quarter against an FBS opponent since they scored 28 in the first quarter of a 56-28 win over Pitt on Oct. 25, 2014.
- tied for the fifth-most in a single quarter in program history;
- tied for the third-most in a single quarter against an FBS opponent in program history.

• Tech's four touchdowns in the second quarter against Louisville:

- are tied for the second-most in a single quarter in program history (5 vs. Alcorn State - 2015);
- are tied for the most in a single quarter against an FBS opponent;
- marked only the 15th time in program history that the Jackets scored as many as four touchdowns in a quarter.

• Georgia Tech has compiled its sixth-, seventh- and eighth-highest single-game passing totals since 2002 this season.

**MOST PASSING YARDS IN A GAME (SINCE 2002)**

Rank	Passing Yds.	Opponent	Year	Result
1.	365	Western Carolina	2011	W, 63-21
2.	359	Pitt	2021	L, 52-21
3.	353	North Carolina	2005	W, 27-21
4.	326	vs. West Virginia	2006	L, 38-35
5.	314	at UCF	2022	L, 27-10
<b>6.</b>	<b>313</b>	<b>Louisville</b>	<b>2023</b>	<b>L, 39-34</b>
<b>7.</b>	<b>310</b>	<b>S.C. State</b>	<b>2023</b>	<b>W, 48-13</b>
<b>8.</b>	<b>307</b>	<b>at Ole Miss</b>	<b>2023</b>	<b>L, 48-23</b>

• With three-straight 300-yard passing games to open the season, Tech threw for at least 300 yards for the first time in any three-game stretch since Oct. 28-Nov. 18, 2000 (454 at Clemson, 323 vs. Virginia, 354 at Maryland).

• The Yellow Jackets' 28 pass completions at Ole Miss (Sept. 16) were tied for the fifth-most in a game in school history and were the most since it completed 30 passes against Maryland on Oct. 17, 2002.

• The Jackets' 28 completions at Ole Miss were the fourth-most in school history in a game that they did not throw an interception (also the most since 2002 at Maryland).

• Georgia Tech completed 19, 24 and 28 passes in its first three games this season, which all rank among its 20-highest completion totals since 2022.

**MOST COMPLETIONS IN A GAME (SINCE 2002)**

Rank	Completions	Opponent	Year	Result
<b>1.</b>	<b>28</b>	<b>at Ole Miss</b>	<b>2023</b>	<b>L, 48-23</b>
2.	27	at Virginia	2021	L, 48-40
	27	at Duke	2003	L, 41-17
4.	25	North Carolina	2005	W, 27-21
<b>5.</b>	<b>24</b>	<b>S.C. State</b>	<b>2022</b>	<b>W, 48-13</b>
	24	Miami (Fla.)	2022	L, 35-14
	24	Pitt	2020	L, 52-21
	24	NC State	2003	W, 29-21
9.	23	Duke	2022	W, 23-20
	23	Clemson	2022	L, 41-10
	23	at Florida State	2020	W, 16-13
12.	21	at UCF	2022	L, 27-10
	21	at Miami (Fla.)	2021	L, 33-30
14.	20	at Georgia	2022	L, 37-14
	20	at Clemson	2021	L, 14-8
<b>16.</b>	<b>19</b>	<b>Louisville</b>	<b>2023</b>	<b>L, 39-34</b>
	19	at Virginia Tech	2022	W, 28-27
	19	Pitt	2020	L, 34-20

• Thirteen of Georgia Tech's 16 touchdowns this season have been scored by players in their first season as Yellow Jackets — RB **Trey Cooley** (4 - transfer from Louisville), **Eric Singleton Jr.** (4 - true freshman), TE **Brett Seither** (2 - transfer from Georgia), QB **Dominick Blaylock** (transfer from Georgia), QB **Haynes King** (transfer from Texas A&M), WR **Abdul Janneh** (transfer from Duquesne) and WR **Chase Lane** (transfer from Texas A&M).

• Despite the success throwing the ball, a dominant ground game remains imperative for the Jackets' success, as Tech has run for at least 200 yards in eight of its last 16 wins.

• Georgia Tech's 268 rushing yards against South Carolina State (Sept. 9) were its most in a game since 2021 (270 at Virginia - Oct. 23) and the Yellow Jackets' fifth-most in a game since the departure of head coach Paul Johnson and his patented spread option offense following the 2018 season.

**MOST RUSHING YARDS IN A GAME (SINCE 2019)**

Rank	Rushing Yds.	Opponent	Year	Result
1.	377	Duke	2020	W, 56-33
2.	275	at Syracuse	2020	L, 37-20
3.	271	Northern Illinois	2021	L, 22-21
4.	270	at Virginia	2021	L, 48-40
<b>7.</b>	<b>310</b>	<b>S.C. State</b>	<b>2023</b>	<b>W, 48-13</b>

• After ranking 121st nationally in third-down conversion percentage last season (.306), Tech ranks 15th nationally with a .517 third-down conversion percentage this season.

• Last Saturday at Wake Forest, Georgia Tech did not allow a sack for the second time this season (prev. vs. S.C. State - Sept. 9) and fourth time in its last 15 games (including last season vs. Western Carolina on Sept. 10 and at No. 13 North Carolina on Nov. 19). Prior to holding four of its last 15 opponents without a sack, the Yellow Jackets had surrendered at least one sack in 19-straight games, dating back to 2020.

• Making last Saturday's feat of holding Wake Forest without a sack even more impressive is the fact that the Demon Deacons entered the game leading the nation in sacks this season with 16 through three games.

• Georgia Tech's 11 third-down conversions (11-of-20) at Ole Miss (Sept. 16) are tied for the 16th-most in school history and were the Yellow Jackets' most in a game since they had 13 (13-of-18) against Tennessee on Sept. 4, 2017.

• Georgia Tech's 17-play 90-yard drive in the second quarter against Ole Miss, which resulted in a 22-yard field goal, was Tech's longest scoring drive in terms of plays since a 17-play, 74-yard drive that resulted in a 21-yard field goal in a 33-7 win over North Carolina on Sept. 30, 2017.

• The most consistent mark of Georgia Tech's success on offense has been its ability to take care of the football. Since the beginning of 2020, Georgia Tech has had an average of just 1.1 turnovers per game in wins but has averaged 1.9 turnovers per game in losses.

• Georgia Tech's offense is guided by first-year offensive coordinator **Buster Faulker**, who came to Tech after winning two national championships in three seasons as a quality control assistant at Georgia.

• Faulker boasts 18 years of experience on college football staffs, including 11 seasons as an offensive coordinator at Valdosta State (2008), Murray State (2010), Middle Tennessee (2011-15), Arkansas State (2016-18) and Southern Miss (2019).

OFFENSE

QUARTERBACKS

• R-So. **Haynes King**, a graduate transfer from Texas A&M, has been one of the nation's top quarterbacks this season.

• Through four games at Georgia Tech, King has completed 84-of-129 (65.1 percent) passes for 1,132 yards (283.0 ypg) and 11 touchdowns.

HAYNES KING — GAME-BY-GAME

2023	Rush	Yds.	TD	C-A-I.	Yds.	TD	Total Off.
Louisville	10	53	0	19-32-1	313	3	366
S.C. State	1	0	0	21-29-0	290	4	290
Ole Miss	13	51	1	28-41-0	307	2	358
Wake Forest	6	53	0	16-27-1	222	2	275
<b>Total</b>	<b>31</b>	<b>148</b>	<b>1</b>	<b>84-129-2</b>	<b>1,132</b>	<b>11</b>	<b>1,280</b>
<b>GT Career</b>	<b>31</b>	<b>148</b>	<b>1</b>	<b>84-129-2</b>	<b>1,132</b>	<b>11</b>	<b>1,280</b>
<b>NCAA Career</b>	<b>72</b>	<b>298</b>	<b>2</b>	<b>212-355-12</b>	<b>2,711</b>	<b>21</b>	<b>3,009</b>

• King's 1,132 passing yards and 11 touchdowns are the most-ever by a Yellow Jacket through the first four games of a season, topping Joe Hamilton's 1,074 yards and 10 touchdown passes through four contests in 1999, when he went on to finish second in voting for the Heisman Trophy.

• King's 11 touchdown passes over the last four games are the most by a Yellow Jacket in any four-game span since Hamilton combined to throw 11 TDs against NC State (3), Virginia (2), Clemson (5) and Wake Forest (1) from Oct. 30-Nov. 20, 1999.

• King ranks in the top three in the ACC in eight statistical categories and in the top 35 nationally in nine.

HAYNES KING STATISTICAL RANKINGS - 2023

Category	No.	National	ACC
Passing TDs	11	9th	1st
Points Responsible For/Gm	18.0	13th	2nd
Total Offense	320.0	13th	3rd
Points Responsible For	72	15th	2nd
Passing Yards/Game	283.0	16th	2nd
Total Passing Yards	1,132	18th	2nd
Passing Efficiency	163.9	26th	3rd
Completions/Game	21.0	29th	3rd
Passing Yards/Attempt	8.78	34th	6th

• On Sept. 16 at No. 17/19 Ole Miss, King completed 28-of-42 passes for 307 yards and two touchdowns, while also running 14 times for 42 yards and a score (good for 349 yards of total offense and three total touchdowns).

• King's 28 completions at Ole Miss are tied for the fourth-most in Georgia Tech single-game history and tied for the third-most without an interception in the school's all-time annals. Both are the most since A.J. Suggs also completed 28 passes without an INT vs. Maryland on Oct. 27, 2002).

MOST SINGLE-GAME COMPLETIONS — GT HISTORY

Completions	Player	Opponent	Date
39	George Godsey	Virginia	11/10/01
35*	George Godsey	Clemson	10/28/00
29*	George Godsey	Virginia	11/9/00
<b>28*</b>	<b>Haynes King</b>	<b>Ole Miss</b>	<b>9/16/23</b>
28*	A.J. Suggs	Maryland	10/17/02

\*Without an INT

• King made a record-breaking debut in the White and Gold, throwing for 313 yards and three touchdowns on 19-of-32 passing in the season opener against Louisville (Sept. 1).

- King's 313 passing yards against Louisville:
  - were the most ever in a Georgia Tech debut;
  - marked the first 300-yard passing performance by a player in his GT debut;
  - are tied for 23rd in Georgia Tech single-game history;
  - marked the 29th 300-yard passing game by an individual in Tech history.

• King's three touchdown passes against Louisville were tied for 17th in Georgia Tech single-game history (now t-18th) and were the most by a Yellow Jacket since Jeff Sims threw three TDs at Virginia on Oct. 23, 2021.

• King also ran for a team-high 53 yards on 10 carries against Louisville, giving him 366 yards of total offense.

• In his Bobby Dodd Stadium at Hyundai Field debut against South Carolina State (Sept. 9), King completed 21-of-29 passes for 290 yards and four touchdowns.

• King's four touchdown passes against S.C. State are tied for the third-most in Georgia Tech single-game history, just one shy of the school record of five, and were the most by a Yellow Jacket since Jordan Yates threw for four TDs against Kennesaw State on Sept. 11, 2021.

MOST SINGLE-GAME TOUCHDOWN PASSES —

GT HISTORY

TD Passes	Player	Opponent	Date
5	Eddie McAshan	Rice	9/30/72
5	Joe Hamilton	Clemson	11/13/99
4	Eddie Prokop	Tulane	11/13/43
4	Frank Broyles	Tulane	11/11/44
4	Darrell Crawford	Auburn	10/20/51
4	Shawn Jones	Maryland	10/7/89
4	Shawn Jones	Georgia	12/1/90
4	Tom Luginbill	Western Carolina	9/10/94
4	Joe Hamilton	Florida State	9/11/99
4	Joe Hamilton	Georgia	11/27/99
4	George Godsey	Wake Forest	10/14/09
4	Reggie Ball	Clemson	9/11/04
4	Reggie Ball	NC State	11/4/06
4	Vad Lee	Duke	9/14/13
4	Justin Thomas	Georgia Southern	9/13/14
4	Jordan Yates	Kennesaw State	9/11/21
<b>4</b>	<b>Haynes King</b>	<b>South Carolina St.</b>	<b>9/9/23</b>
<b>3</b>	<b>38 times, most recently:</b>		
	<b>Haynes King</b>	<b>Louisville</b>	<b>9/1/23</b>

• With a .724 completion percentage vs. S.C. State, King became only the fourth Georgia Tech QB since 2000 to complete at least 72% of his passes in a game (min. 20 attempts).

TOP SINGLE-GAME COMPLETION PERCENTAGES —

GT HISTORY (MIN. 20 ATT. — SINCE 2000)

Comp. %	Player	Opponent	Date
.784 (29-37)	George Godsey	Virginia	11/9/00
.762 (16-21)	George Godsey	Wake Forest	10/14/00
.741 (20-27)	George Godsey	at Wake Forest	11/17/01
.739 (17-23)	Jordan Yates	Kennesaw State	9/11/21
.731 (19-26)	George Godsey	at Maryland	11/18/00
.727 (24-33)	Jeff Sims	Pitt	10/2/21
<b>.724 (21-29)</b>	<b>Haynes King</b>	<b>S.C. State</b>	<b>9/9/23</b>

• King threw for 1,579 yards and 10 touchdowns over 10 games (seven starts) at Texas A&M from 2020-22, including 1,220 yards and seven touchdowns in six games (five starts) last season.

• King's top performances as an Aggie included throwing for 253 yards and two touchdowns in a narrow 24-20 loss at No. 1 Alabama and for 279 yards and against Florida last season.

• Georgia Tech has the luxury of having three quarterbacks that have started and won college football games, as King is backed up by r-Fr. **Zach Pyron** and r-Jr. **Zach Gibson**.

• Pyron and Gibson were among the four quarterbacks that saw playing time for the Yellow Jackets during an injury-ravaged 2022 campaign in Tech's QB room.

• Pyron amassed an impressive 692 yards of total offense (565 passing, 127 rushing) and five touchdowns (three passing, two rushing) in just three games as a true freshman last season. He completed 49-of-82 passes, good for a team-best .598 completion percentage.

• In his collegiate debut at Florida State (Oct. 29), Pyron came off the bench to complete 18-of-28 passes for 198 yards without an interception and account for two touchdowns (one passing, one rushing).

• Pyron made his first-career start in his second-career game at Virginia Tech (Nov. 5) and accounted for 319 yards of offense (253 passing, 66 rushing) and two fourth-quarter touchdowns (one passing, one rushing) to lead the Yellow Jackets back from a 27-16 fourth-quarter deficit to a 28-27 win.

• Trailing 27-16 with less than 10 minutes to go at VT, Pyron engineered two-consecutive touchdown drives of 90 and 73 yards to give Georgia Tech a 28-27 lead. He capped the fourth-quarter scoring drives with a 56-yard touchdown pass with 9:02 to go and what proved to be the game-winning 9-yard touchdown run with 3:30 left on the clock.

• Pyron led Georgia Tech's offense to a season-high 463 yards in the win at VT.

• In recognition of his performance at Virginia Tech, Pyron was named the ACC co-Rookie of the Week, becoming the first Yellow Jacket since 2020 to earn the distinction.

• In his first three full halves of action last season, Pyron led Tech to three of its four-highest single-half yardage totals of the year against FBS competition — 240 in second half vs. Florida State (Oct. 29), 234 in first half vs. Virginia Tech (Nov. 5) and 229 in second half vs. VT (the only other half that cracked Tech's top four against FBS opponents last season was its 231-yard output in the second half at UCF on Sept. 24).

• Gibson appeared in six games and made three starts for the Yellow Jackets last season, throwing for 589 yards and a touchdown.

• Gibson put together his best performance as a Yellow Jacket in Tech's 21-17 win at No. 13/11 North Carolina (Nov. 19), when he completed 13-of-18 passes for 174 yards.

• Gibson's .722 completion percentage at UNC was a team high in 2022. He is one of only six Georgia Tech QBs since 2000 to complete at least 72% of his passes in a game (min. 15 attempts).

TOP SINGLE-GAME COMPLETION PERCENTAGES —

GT HISTORY (MIN. 15 ATT. — SINCE 2000)

Comp. %	Player	Opponent	Date
.875 (14-16)	George Godsey	The Citadel	9/1/01
.784 (29-37)	George Godsey	Virginia	11/9/00
.762 (16-21)	George Godsey	Wake Forest	10/14/00
.741 (20-27)	George Godsey	at Wake Forest	11/17/01
.739 (17-23)	Jordan Yates	Kennesaw State	9/11/21
.733 (11-15)	Justin Thomas	Wofford	8/30/14
.733 (11-15)	Tevin Washington	vs. Utah (Sun Bowl)	12/31/11
.731 (19-26)	George Godsey	at Maryland	11/18/00
.727 (24-33)	Jeff Sims	Pitt	10/2/21
<b>.724 (21-29)</b>	<b>Haynes King</b>	<b>S.C. State</b>	<b>9/9/23</b>
<b>.722 (13-18)</b>	<b>Zach Gibson</b>	<b>at No. 13/11 UNC</b>	<b>11/19/22</b>



**OFFENSE**

**RUNNING BACKS**

• Georgia Tech has rolled out a platoon of heavy-hitting running backs to start the season, with four backs getting touches over the first three games of the campaign.

**RUNNING BACK CORPS. PRODUCTION - 2023**

Opponent	Date	# of RBs	Touches	Yards	YPT
Louisville	9/1	4	33	178	5.4
S.C. State	9/9	4	30	267	8.9
Ole Miss	9/16	3	33	125	3.8
Wake Forest	9/23	2	29	128	4.4

• R-So. **Jamal Haynes**, who made the switch to running back from wide receiver during the offseason, continues to show his versatility as a runner and a pass-catcher, racking up 477 yards from scrimmage through four games.

• Haynes ranks third in the ACC and 30th nationally in all-purpose yardage (119.25 ypg).

• With 107 total yards from scrimmage against Louisville (Sept. 1), 115 against S.C. State (Sept. 9), 100 at Ole Miss (Sept. 16) and 108 at Wake Forest (last Saturday), Haynes is the first Yellow Jacket to compile at least 100 yards from scrimmage in four-straight games since current Detroit Lion Jahmyr Gibbs did it in six-consecutive games from Oct. 2-Nov. 13, 2021. No other Yellow Jacket has had consecutive games with 100 yards from scrimmage since the beginning of the 2021 season.

• In only his second game as a running back at Tech, Haynes rushed for 113 yards against S.C. State (Sept. 9). It was the first 100-yard rushing game of his career (prev. high: 51 vs. Louisville, Sept. 1) and the first 100-yard rushing game by a Yellow Jacket since Hassan Hall ran for 157 yards at Pitt on Oct. 1, 2022.

**JAMAL HAYNES — GAME-BY-GAME**

2023	Rush	Yds.	TD	YPC	Rec.	Yds.	TD	All-Purp.
Louisville	11	51	0	4.6	4	56	0	107
S.C. State	9	113	1	12.5	2	2	0	115
Ole Miss	19	72	0	3.8	3	28	0	116
<b>Total</b>	<b>39</b>	<b>236</b>	<b>1</b>	<b>6.1</b>	<b>9</b>	<b>86</b>	<b>0</b>	<b>369</b>
<b>Career</b>	<b>39</b>	<b>236</b>	<b>1</b>	<b>6.1</b>	<b>9</b>	<b>86</b>	<b>0</b>	<b>369</b>

• Jr. **Trey Cooley**, a transfer from Louisville, has also made an instant impact this season, amassing 282 yards from scrimmage (208 rushing, 74 receiving) and four touchdowns (three rushing, one receiving) through his first four games as a Yellow Jacket.

• With a total of four touchdowns in his first two games of the season (Sept. 1 vs. Louisville, Sept. 9 vs. South Carolina State), Cooley became the first Yellow Jacket to score four touchdowns in a two-game span since quarterbacks TaQuon Marshall and Tobias Oliver scored four touchdowns apiece over a two-game span in 2018 against Bowling Green (Sept. 29) and Louisville (Oct. 5).

• Cooley is the first Tech running back to score four touchdowns in a two-game span since 2016, when Dedrick Mills scored one against Clemson (Sept. 22) and three against Miami (Oct. 1).

• With his two touchdown runs against Louisville, Cooley became the first Georgia Tech running back with multiple TD runs in a single game against NCAA Division I FBS competition since current Detroit Lion Jahmyr Gibbs and current Yellow Jackets r-Sr. **Dontae Smith** ran for two apiece in a 56-33 win over Duke on Nov. 28, 2020.

**TREY COOLEY — GAME-BY-GAME**

2023	Rush	Yds.	TD	YPC	Rec.	Yds.	TD	All-Purp.
Louisville	9	52	2	5.8	0	0	0	52
S.C. State	10	93	1	9.3	2	61	1	146
Ole Miss	13	51	0	3.9	4	5	0	56
Wake Forest	7	12	0	1.7	2	8	0	20
<b>Total</b>	<b>39</b>	<b>208</b>	<b>3</b>	<b>5.3</b>	<b>8</b>	<b>74</b>	<b>1</b>	<b>282</b>
<b>GT Career</b>	<b>39</b>	<b>208</b>	<b>3</b>	<b>5.3</b>	<b>8</b>	<b>74</b>	<b>1</b>	<b>282</b>
<b>NCAA Career</b>	<b>184</b>	<b>917</b>	<b>6</b>	<b>5.0</b>	<b>92</b>	<b>313</b>	<b>4</b>	<b>1,230</b>

• As part of a two-headed monster at running back for the Yellow Jackets last season with current Cleveland Brown Hassan Hall, r-Sr. **Dontae Smith** set career highs with 420 yards on 87 carries in 2022.

• Through the first two games this season, Smith ran for 50 yards on 12 carries (4.2 avg.). He did not play in last Saturday's game at Ole Miss due to injury and saw limited snaps last Saturday at Wake Forest and did not record any statistics.

• Smith's 1,209 career rushing yards rank 41st in Georgia Tech history. Last season, he became the 51st player in program history to reach 1,000 yards in his career.

• With 102 rushing yards and three touchdowns on just 11 carries in Georgia Tech's 35-17 win over Western Carolina last season (Sept. 10), Smith was one of only seven NCAA Division I FBS players (and one of four running backs) to compile at least 100 rushing yards and three touchdowns on 11 carries or less in a game in 2022.

**100 RUSH YDS./3 RUSH TD/<11 CARRIES IN A GAME — NCAA DIVISION I FBS, 2022**

Player	Team	Yds./TD/Att.	Opp.	Date
Anthony Richardson	FLA	106/3/11	Utah	9/3
<b>Dontae Smith</b>	<b>GT</b>	<b>102/3/11</b>	<b>WCU</b>	<b>9/10</b>
C.J. Donaldson	WVU	101/3/9	Towson	9/17
Malik Cunningham	LOU	113/3/9	USF	9/24
Zach Charbonnet	UCLA	104/3/9	Colorado	9/24
Frank Harris	UTSA	124/3/7	Rice	11/19
Calvin Camp	UNCC	111/3/11	La. Tech	11/19

• Against WCU last season, Smith became the first Georgia Tech running back to run for at least 100 yards and three touchdowns in a game since Synjyn Days ran for 171 yards and three scores in a 49-34 win over No. 8 Mississippi State in the 2014 Orange Bowl (three GT QBs have accomplished the feat during that span — Jeff Sims vs. North Carolina, 2022; Tobias Oliver at Virginia Tech, 2018; and TaQuon Marshall vs. Tennessee, 2017).

• Smith is averaging 5.5 yards per rush for his career (1,209 yards on 220 carries).

• Smith has scored 12 career touchdowns on just 220 carries (one TD every 18.3 carries).

• True Fr. **Evan Dickens** has carried the ball eight times for 32 yards over the first four games of his career.

**WIDE RECEIVERS**

• Through four games this season, seven Georgia Tech wide receivers have combined to make 57 catches for 851 yards and eight touchdowns.

**GEORGIA TECH WIDE RECEIVERS - 2023**

	Rec.	Yards	TD	Long
Fr. Eric Singleton, Jr.	14	250	4	51
r-So. Malik Rutherford	16	190	0	55
Jr. Christian Leary	10	118	0	25
r-Jr. Chase Lane	6	105	1	48
r-Jr. Abdul Janneh	3	80	1	33
r-Jr. Dominick Blaylock	6	63	1	23
Jr. Avery Boyd	2	45	1	31
<b>TOTALS</b>	<b>57</b>	<b>851</b>	<b>8</b>	<b>55</b>

• Georgia Tech entered the season with five wide receivers on its roster that had seen action as Yellow Jackets. The young but talented corps had combined for 33 receptions and 368 receiving yards over 45 career games (two starts) coming into this season.

• The Yellow Jackets also welcomed four transfers at wideout who combined for 137 receptions for 1,846 over 96 career games and 32 starts prior to their arrival on The Flats this season.

**GEORGIA TECH WIDE RECEIVERS EXPERIENCE**

	Career Games	Career Starts	Career Rec.	Career Rec. Yds
r-Jr. Dominick Blaylock%	34	5	41	611
r-Jr. Chase Lane^	29	18	54	722
r-Jr. Abdul Janneh@	23	12	54	751
Jr. Christian Leary*	22	0	13	128
r-So. Malik Rutherford	19	5	44	477
Jr. Avery Boyd	19	1	2	45
r-So. Leo Blackburn	7	1	5	81
r-So. James BlackStrain	6	0	0	0
Fr. Eric Singleton, Jr.	4	2	14	250
r-Fr. D.J. Moore	2	0	0	0
<b>TOTALS AT GT</b>	<b>69</b>	<b>12</b>	<b>73</b>	<b>995</b>
<b>CAREER TOTALS</b>	<b>165</b>	<b>44</b>	<b>228</b>	<b>3,079</b>

\* includes 18 games, three catches and 10 yards at Alabama (2021-22)

^ includes 27 games, 48 catches and 617 yards at Texas A&M (2019-22)

% includes 31 games, 35 catches and 548 yards at Georgia (2019-22)

@ includes 20 games, 51 catches and 671 yards at Duquesne (2020-22)

• A true freshman, **Eric Singleton Jr.** has caught a touchdown pass in each of the first four games of his collegiate career (5 yds. vs. Louisville - Sept. 1, 40 yds. vs. S.C. State - Sept. 9, 15 yds. at Ole Miss - Sept. 16, 31 yds. at Wake Forest - last Saturday).

• Singleton is the first Yellow Jacket with a touchdown reception in four-consecutive games since Kelly Campbell caught touchdown passes in six-straight games in 2000 (Sept. 30 vs. North Carolina-Nov. 18 vs. Maryland).

• Singleton's four touchdown receptions are tied for third in the ACC and 16th nationally.

• Singleton's four touchdown receptions are the most among true freshmen in all of NCAA Division I FBS this season.

• Singleton is just three touchdown receptions shy of the Georgia Tech freshman record of seven, held by Calvin Johnson (2004) and Ahmearon Brown (2019).

• Singleton leads Georgia Tech with 250 receiving yards and 17.9 yards per reception (min. 4 rec.) this season, and ranks second on the squad with 14 receptions.

• *Pro Football Focus* grades Singleton as the No. 9-ranked receiver in the ACC with a 77.0 grade through four games. (Grades from 70-79 are considered above average in PFF's grading scale)

**OFFENSE**

- Singleton's 77.0 PFF grade is the 13th-highest among true freshman wide receivers nationally.
- R-So. **Malik Rutherford** leads Georgia Tech with 16 receptions and ranks second on the squad with 190 receiving yards this season.
- Jr. **Christian Leary** joins Singleton and Rutherford as the three Tech wideouts (and one of four players overall) that have caught at least one pass in all four games this season. He ranks third on the squad with 132 receiving yards and is tied for third on the team with 11 receptions this season.
- After not catching a pass over the first 17 games of his collegiate career, Jr. **Avery Boyd** has broken out over the past two games with the first two receptions of his career — a 14-yard touchdown at Ole Miss (Sept. 16) and a career-long 31-yard catch at Wake Forest (last Saturday).
- After hauling in 10 touchdown receptions over the past three seasons at Duquesne (including nine last season), r-Jr. **Abdul Janneh** caught his first touchdown pass as a Yellow Jacket last Saturday at Wake Forest, a 33-yarder.
- Janneh's two receptions and 47 receiving yards at Wake Forest were his most as a Yellow Jacket (prev.: one reception for 33 yds. vs. Louisville — Sept. 1).

**TIGHT ENDS**

- Georgia Tech's tight ends room is led by Sr. **Dylan Leonard**, who is in his fifth season with the Yellow Jackets.
- Leonard, a former walk-on, has caught 30 passes for 268 yards over 32 games and 22 starts as a Yellow Jacket.
- While he has been praised by coaches throughout the season for his play, particularly as a blocker, Leonard hauled in his first two receptions of the season for 27 yards at Ole Miss (Sept. 16).
- Leonard missed three games due to injury last season (the first two games of last season, plus a late-season game at Virginia Tech), but made eight starts and caught 11 passes for 90 yards (8.2 avg.) in his nine games of action.
- Leonard caught at least one pass in 5-of-7 games to close the 2022 season.
- Sr. **Luke Benson** had a 38-yard reception last Saturday at Wake Forest, which doubled his previous single-game yardage high in two seasons as a Yellow Jacket (prev.: 19 - 2x, last vs. Ole Miss on Sept. 17, 2022).
- R-Jr. **Brett Seither**, who saw action in 27 games at Georgia over the past four seasons (2019-22), has caught two touchdown passes in his first four games as a Yellow Jacket.
- In his Georgia Tech debut versus Louisville (Sept. 1), Seither caught a 2-yard touchdown pass. His touchdown reception was the first by a Yellow Jackets tight end since Dylan Deveney caught an 18-yard touchdown pass against Pitt on Dec. 10, 2020.
- Seither hauled in his second touchdown in as many receptions as a Yellow Jacket with an 8-yard TD catch against S.C. State (Sept. 9).
- Seither is the first Georgia Tech tight end with multiple touchdowns in a season since Jonh Paul Foschi caught two touchdown passes in 2003.

**OFFENSIVE LINE**

- Through four games, Georgia Tech's offensive line has surrendered just three sacks.
- The Yellow Jackets rank second in the ACC and eighth nationally in sacks allowed (.75/gm).
- Last Saturday at Wake Forest, Georgia Tech did not allow a sack for the second time this season (prev: vs. S.C. State - Sept. 9) and fourth time in its last 15 games (including last season vs. Western Carolina on Sept. 10 and at No. 13 North Carolina on Nov. 19). Prior to holding four of its last 15 opponents without a sack, the Yellow Jackets had surrendered at least one sack in 19-straight games, dating back to 2020.
- Making last Saturday's feat of holding Wake Forest without a sack even more impressive is the fact that the Demon Deacons entered the game leading the nation in sacks this season with 16 through three games.
- One of the most experienced overall positions on Georgia Tech's roster, the offensive linemen on the Yellow Jackets' 2023 roster have combined for 177 collegiate games played and 109 starts.

**GEORGIA TECH OFFENSIVE LINE START CHART**

	Career Games	Career Starts	2023 Starts	Consec. Starts
RT/RG Jordan Williams	36	34	4	20
RT/RG Connor Scaglione#	36	24	3	3
C Weston Franklin	21	16	4	15
LT Corey Robinson II	16	13	1	—
RG Joe Fusile	14	12	4	4
LT/RT Jakiah Leftwich	14	5	1	—
RG Paul Tchio^	18	2	—	—
OL Jordan Brown@	7	—	—	—
C Brandon Best	7	—	—	—
LT Tyler Gibson	3	—	—	—
OL Will Scissum	1	—	—	—
LT Ethan Mackenny	4	3	3	3
<b>TOTALS AT GT</b>	<b>113</b>	<b>87</b>		
<b>CAREER TOTALS</b>	<b>177</b>	<b>109</b>		

# includes 32 games and 21 starts at Princeton (2018-22)  
 ^ includes 14 games and one start at Clemson (2020-21)  
 @ includes seven games at UNC Charlotte (2021-22)

- Through four games, r-So. **Joe Fusile** is graded as the 11th-best run-blocker (75.8) and the 24th pass-blocker (80.5) in the ACC, according to *Pro Football Focus*. (Grades from 80-89 are considered all-conference level in PFF's grading scale)
- Among guards, PFF ranks Fusile as the No. 27 run-blocker in the country.
- Against Louisville (Sept. 1), Fusile earned the best run-blocking grade (86.1) in the ACC and ranked 16th nationally among all run-blockers nationally according to PFF.
- Joining Fusile at the top of PFF's Week 1 grade sheet was Jr. C **Weston Franklin**, who earned the third-best run-blocking grade (77.9) in the ACC, which was also good for eighth nationally, for his performance against Louisville.

- Georgia Tech entered the 2023 campaign boasting the 26th-most experienced offensive line corps in the country and the fifth-most experienced unit in the ACC (144 games played).

**RETURNING GAMES PLAYED, OFFENSIVE LINE (FBS)**

1. Florida State	307
2. Duke	266
3. SMU	254
4. Michigan	245
5. North Texas	231
6. Louisiana Tech	228
7. Georgia Southern	225
8. Pitt	221
9. Iowa	209
Texas Tech	209
Florida Atlantic	209
11. Kansas State	204
12. Clemson	201
Kansas	201
14. West Virginia	194
Oklahoma State	194
16. Houston	192
17. Northern Illinois	188
Utah	188
19. UTSA	185
20. Kentucky	182
21. Hawaii	178
22. Tulane	163
23. Michigan State	157
24. Nebraska	156
25. Fresno State	152
<b>26. Georgia Tech</b>	<b>144</b>
27. Wake Forest	136
28. Florida	129
29. Texas A&M	123
30. Baylor	118

\* includes all career games played, regardless of school



**DEFENSE**

**TEAM**

• Defensive coordinator **Andrew Thacker**, whose defense produced five all-ACC selections and a second-round NFL Draft pick last season, is in his fifth season at Georgia Tech.

• Georgia Tech turned in its best defensive performance of the season against NCAA Division I FBS competition in last Saturday's 30-16 win at Wake Forest.

• The 16 points, 386 total yards, 224 rushing yards and 162 passing yards allowed at Wake were all season lows for Georgia Tech's defense against FBS opponents.

• The 16 points, 386 total yards and 162 passing yards were also season lows for Wake Forest's offense.

• Wake's 16 points were the fewest that it has scored in a game since a 37-13 loss to Clemson in the 2020 season opener.

• Georgia Tech had eight sacks at Wake Forest, which is tied for the fifth-most in school history.

**MOST SACKS IN A GAME — GT HISTORY**

Sacks	Opponent	Year	Result
1. 11	Maryland	1993	W, 38-0
11	Maryland	1990	W, 31-3
3. 9	Notre Dame	2007	W, 33-3
9	NC State	1985	W, 28-18
<b>5. 8</b>	<b>Wake Forest</b>	<b>2023</b>	<b>W, 30-16</b>
8	North Carolina	2021	W, 45-22
8	Duke	2007	W, 41-24
8	Duke	2000	W, 45-10
8	NC State	1992	W, 16-13

• The Yellow Jackets' eight sacks are tied for the third-most by an FBS team this season.

**MOST SACKS IN A GAME — 2023 (FBS)**

Sacks	Team	Opp.	Date
1. 10	Wake Forest	Old Dominion	Sept. 16
2. 9	North Carolina	South Carolina	Sept. 2
<b>3. 8</b>	<b>Georgia Tech</b>	<b>Wake Forest</b>	<b>Sept. 23</b>
8	Southern Cal	Arizona State	Sept. 23
8	Nebraska	Colorado	Sept. 9

• Tech forced five turnovers at Wake Forest, its most takeaways in a game since it also forced five turnovers in a 56-33 win over Duke in 2020 and its most in a road game since it forced six in a 56-28 win at Pitt in 2014.

• With its impressive showing against Wake Forest, Georgia Tech has moved into the top 35 nationally in four statistical categories.

**DEFENSIVE STATISTICAL RANKINGS — 2023 (FBS)**

Category	No.	Nat'l	ACC
Takeaways	8	t-20th	t-2nd
Interceptions	5	t-26th	t-3rd
Fumbles Recovered	3	t-28th	t-4th
Pass Defense	188.8 ypg	34th	6th

• As one of the nations leaders in takeaways, Georgia Tech is picking up right where it left off last season, when they finished tied for seventh nationally with 24 turnovers gained.

• Becoming one of the nation's best teams in forcing turnovers over the last two seasons is particularly noteworthy for Georgia Tech, which finished 102nd nationally with just 13 takeaways in 12 games just three seasons ago (2020).

• Georgia Tech is on pace to force 24 turnovers once again over the 12-game regular season, which would match last season total for the sixth-most turnovers in a regular season since 2000.

**MOST TAKEAWAYS, REGULAR SEASON**

**-- GEORGIA TECH (SINCE 2000)**

Year	Takeaways
2000	30
2008	29
2005	28
2014	27
2006	25
2022	24
2018	24

• Since the beginning of the 2020 season, Georgia Tech has forced an average of 3.0 turnovers per game in wins but has averaged just 1.0 takeaways per game in losses.

• Tech has ranked among the top 25 nationally in fumble recoveries each of the past three seasons — No. 2 nationally with 12 in 2020, tied for 16th with 10 in 2021 and tied for seventh with 13 in 2022.

• Since Thacker's arrival on The Flats in 2019, no team in the country has had more fumble recoveries than the Yellow Jackets' 47.

**MOST FUMBLE RECOVERIES SINCE 2019 (FBS)**

1. Georgia Tech	47
2. Notre Dame	44
3. Duke	43
4. Cincinnati	42
Middle Tennessee State	42
Wake Forest	42

**INDIVIDUAL**

• R-Sr. DB **Jaylon King** was named ACC co-Defensive Back of the Week after intercepting two passes in Tech's 30-16 road win at Wake Forest last Saturday.

• King is the first Yellow Jacket with two interceptions in a single game since LB Charlie Thomas vs. Kennesaw State on Sept. 11, 2021.

• King is the first Yellow Jacket with two INTs against an NCAA Division I FBS opponent since A.J. Gray had two vs. North Carolina on Sept. 30, 2017.

• King's two interceptions are tied for fourth in the ACC and 21st nationally.

• King is one of only six ACC players with multiple interceptions this season, and one of only three to pick off a pair of passes in the same game.

• For the second time this season, Jr. DL **Kyle Kennard** pulled off a rare feat in last Saturday's game at Wake Forest when he recorded 4.0 of Georgia Tech's eight sacks in the Yellow Jackets' 30-16 win.

• Kennard's 4.0 sacks are tied for the third-most in Georgia Tech single-game history and were the most by a Yellow Jacket since Jeremiah Attaochu had four against Georgia on Nov. 30, 2013.

• Kennard's 4.0 sacks versus Wake Forest were just one shy of the Georgia Tech single-game record that is shared by his position coach, current GT defensive line coach **Marco Coleman**.

**MOST SINGLE-GAME SACKS — GT HISTORY**

	Sacks	Player	Opponent	Date
1)	5.0	Marco Coleman	Maryland	10/9/90
	5.0	Pat Swilling	NC State	9/14/85
<b>3)</b>	<b>4.0</b>	<b>Kyle Kennard</b>	<b>Wake Forest</b>	<b>9/23/23</b>
	4.0	Jeremiah Attaochu	Georgia	11/30/13
5)	3.0	15 tied		
	mr:	Keion White	North Carolina	11/19/22

• Despite not recording his first sack of the season until last Saturday's game at Wake Forest, Kennard is tied for 10th nationally and third in the ACC with 1.0 sack per game.

• In addition to the 4.0 sacks, Kennard also matched a career high with eight total tackles (prev.: vs. Louisville - Sept. 1) and forced a fumble in the win over Wake Forest.

• With two forced fumbles this season Kennard is tied for eighth nationally and co-leads the ACC at 0.50 per game.

• Kennard also pulled off a rare trifecta against South Carolina State (Sept. 9), recording an interception, forced fumble and fumble recovery in the Yellow Jackets' 48-13 win.

• Both Kennard's interception in the first quarter and his forced/fumble in the third quarter led directly to Georgia Tech touchdowns.

• The interception, forced fumble and fumble recovery were all career firsts for Kennard, who was playing in his 32nd career game.

• Kennard is only the second Yellow Jacket since 2000 with an interception, forced fumble and fumble recovery in a game, joining Bruce Jordan-Swilling, who pulled off the trifecta at Virginia on Nov. 4, 2017.

• Kennard became the fourth Yellow Jacket in the last 10 games with an interception and a fumble recovery in the same game (joining Charlie Thomas — Oct. 1, 2022 vs. Pitt, LaMiles Brooks — Oct. 20, 2022 vs. Virginia and Clayton Powell-Lee vs. Virginia Tech — Nov. 5, 2022). However, only two other Yellow Jackets have accomplished the feat since 2000 (Quayshawn Nealy — Oct. 19, 2013 vs. Syracuse and Nov. 8, 2014 vs. NC State and Jordan-Swilling — Nov. 4, 2017 vs. Virginia).

• In recognition of his impressive achievement against S.C. State, Kennard was named ACC Defensive Lineman of the Week for the first time in his career.

• Through four games this season, Kennard leads Georgia Tech in tackles with 24. He also leads the team in forced fumbles (2) and is tied for the team lead in fumble recoveries (1).

• Kennard's eight tackles against Louisville (Sept. 1) and Wake Forest (last Saturday) shattered his previous career high of five, which he accomplished twice (last at Florida State - Oct. 29, 2022).

• *Pro Football Focus* ranks Kennard the No. 2 defensive player (all positions - min. 120 snaps) in the ACC this season with a gaudy 85.6 overall defensive grade, which also ranks 12th nationally among defensive ends. (*Grades from 80-89 are considered all-conference level in PFF's grading scale*)

**DEFENSE**

• Through four games this season, PFF ranks So. DB **Clayton Powell-Lee** as the No. 6 safety and No. 33 overall defender in the ACC (min. 120 snaps) with a grade of 74.1. (*Grades from 70-79 are considered above average in PFF's grading scale*)

• Powell-Lee's overall defensive rating from PFF is buoyed by his 77.4-grade pass coverage rating, which ranks 13th in the ACC.

• A freshman all-American last season, Powell-Lee picked up right where he left off in 2022 with five tackles, an interception and a pass breakup in the season opener versus Louisville (Sept. 1).

• Powell-Lee recovered a fumble and intercepted a pass in the same game when he did both in the fourth quarter of Georgia Tech's 28-27 come-from-behind win at Virginia Tech last season (Nov. 5).

• Like his current teammates Kennard and Powell-Lee, Jr. DB **LaMiles Brooks** has also recorded an interception and fumble recovery in the same game, with Brooks having done so last season against Virginia (Oct. 20). Brooks notched his first-career fumble recovery, then returned the second interception of his career 37 yards for a touchdown, all in the first quarter against UVA.

• At the time, Brooks was the only NCAA Division I FBS player with as many as nine tackles, a fumble recovery and an interception return for a touchdown in a single game in 2022, although the feat was matched two days later by Duke's Brandon Johnson and again later in the season by Memphis' Xavier Cullens. However, Brooks remains one of only five ACC players and 15 FBS players since 2000 to accomplish the feat.

**9 TACKLES/1 FR, 1 INT RETURN FOR TD IN A GAME (FBS, SINCE 2000)**

Player	Team	TT/FR/INT		
		Ret TD	Opp.	Date
Xavier Cullens	Memphis	10/1/1	North Ala.	11/19/22
Brandon Johnson	Duke	9/1/1	Miami	10/22/22
<b>LaMiles Brooks</b>	<b>Ga. Tech</b>	<b>9/1/1</b>	<b>Virginia</b>	<b>10/20/22</b>
Gavin Potter	Kansas	10/1/1	W. Virginia	11/27/21
Ji'ayir Brown	Penn St.	9/1/1	Maryland	11/6/21
Trey Sterling	Okla. St.	9/2/1	Texas Tech	11/28/20
Jalen Catalon	Arkansas	9/1/1	Ole Miss	10/17/20
Chase Hansen	Utah	12/1/1	N. Illinois	9/8/18
B. Jordan-Swilling	Ga. Tech	11/1/1	Virginia	11/4/17
Dorian O'Daniel	Clemson	10/1/1	Va. Tech	9/30/17
Calvin Munson	S. Diego St.	11/1/2	San Diego	9/5/15
Durrell Eskridge	Syracuse	9/1/1	Notre Dame	9/27/14
Jeremy Timpf	Army	14/1/1	Yale	9/27/14
Taylor Reed	SMU	9/1/1	Fresno St.	12/24/12
Antonio Fenelus	Wisconsin	9/1/1	Purdue	11/6/10
Patrick Chung	Oregon	9/1/1	Arizona	11/15/08

• According to *Pro Football Focus*, Brooks was the No. 18-ranked safety nationally and third-ranked safety in the ACC in 2022 with an overall defensive grade of 83.9 (*Grades from 80-89 are considered all-conference level in PFF's grading scale*).

• PFF particularly lauded Brooks for his pass coverage skill, which was graded at 88.5 in 2022, good for 14th nationally and second in the ACC among safeties.

• Brooks matched a career high with nine tackles on Sept. 16 at No. 17/19 Ole Miss (prev.: vs. Virginia – Oct. 20, 2022).

• R-Jr. DB **K.J. Wallace** is tied for 12th in the ACC in passes defended this season (4 - all breakups).

• *Pro Football Focus* ranks Wallace No. 13 among all cornerbacks nationally with a 82.7 pass coverage rating. He's also rated as the No. 9 CB in the ACC in overall defense (77.6 - min. 120 snaps).

• R-Sr. DB **Myles Sims** also had a career night last Saturday at Wake Forest with a game- and career-high 10 tackles (prev. six vs. Ole Miss - Sept. 17, 2022).

• *Pro Football Focus* rated Jr. LB **Treniyas Tatum** as the fourth-best linebacker in the ACC and No. 14 overall defender in the conference for Week 1 with a 79.0 defensive grade after tallying a game-high-tying eight tackles in the season opener versus Louisville (Sept. 1).

• In his first season as a Yellow Jacket, r-Sr. LB **Paul Moala** (a transfer from Idaho who began his collegiate career at Notre Dame), ranks second on the team with three tackles for loss this season.

• Despite not having a start this season, r-Fr. LB **Kyle Efford** has racked up 14 tackles in a reserve role, which is tied for seventh on the team.

• In his first significant action as a Yellow Jacket, Sr. LB **Andre White**, a transfer from Texas A&M, stuffed the stat sheet with four tackles, including 1.5 sacks, and a forced fumble in last Saturday's win at Wake Forest.

• Three different Georgia Tech defensive linemen matched or set career highs for tackles last Saturday at Wake Forest — Jr. **Zeek Biggers** (9 - prev.: 6 vs. Ole Miss – Sept. 17, 2022), Kennard (8 - prev.: 8 vs. Louisville - Sept. 1) and Jr. Makius Scott (7 - prev.: 5 at Ole Miss - Sept. 16)..

• R-Jr. DL **D'Quan Douse** turned in one of the best performances of his career at Ole Miss (Sept. 16), setting a career high with eight tackles from his defensive tackle position (prev.: seven at Virginia Tech – Nov. 5, 2022).

• A fifth-year senior from Ruisbroek, Belgium, **Sylvain Yondjouen** entered this season as one of the oldest players in college football at 25 years of age.

• Born on June 21, 1998, Yondjouen is the fourth-oldest player in the ACC, the third-oldest defensive lineman in the nation (behind USC's Tyrone Taleni - 27 and Baylor's David Marshall - 25) and the 28th-oldest player in NCAA Division I FBS.

**OLDEST STUDENT-ATHLETES, ACC FOOTBALL (2023)**

Player, Pos., School	Age	Birthdate
1. Matt Ganyard, PK, Virginia	34	4/18/89
2. Cam McCormick, TE, Miami (Fla.)	25	4/2/98
3. Bradley Rozner, WR, NC State	25	4/14/98
<b>4. Sylvain Yondjouen, DL, Georgia Tech</b>	<b>25</b>	<b>6/21/98</b>

• Yondjouen sustained a season-ending knee injury in Georgia Tech's season opener against Louisville (Sept. 1). He plans to medically redshirt and return to Georgia Tech for a sixth season in 2024.

• Picking up the majority of the reps in Yondjouen's absence, r-Fr. DL **Eddie Kelly** has made the most of the opportunity with 14 tackles, which is tied for seventh on the team and third among Georgia Tech defensive linemen this season.

• Kelly picked up the Yellow Jackets' first sack of the season at Ole Miss (Sept. 16).

**2023 HONORS AND AWARDS**

**IN-SEASON**

**ACC Defensive Lineman of the Week**

Jr. DL Kyle Kennard (Sept. 9 vs. South Carolina State)

**ACC co-Defensive Back of the Week**

r-Sr. DB Jaylon King (Sept. 23 at Wake Forest)

**PRESEASON**

**Chuck Bednarik Award** (Defensive Player)

Jr. DB LaMiles Brooks

**Doak Walker Award Watch List** (Running Back)

r-Sr. RB Dontae Smith

**Comeback Player of the Year Watch List**

r-Sr. DB Jaylon King

**Wuerffel Trophy Watch List** (Community Service)

Jr. DB LaMiles Brooks

**AFCA Good Works Team Nominee** (Community Service)

Jr. DB LaMiles Brooks

**Campbell Trophy Nominee** (Academics)

Jr. PK Gavin Stewart

**Senior Bowl Watch List**

Jr. DB LaMiles Brooks

Sr. TE Dylan Leonard

r-Jr. DB Kenyatta Watson II

Jr. OL Jordan Williams

Sr. DL Sylvain Yondjouen

**SPECIAL TEAMS**

- A place where Georgia Tech has found a significant advantage through four games this season is in the punt game.
- The Yellow Jackets are averaging 12.0 yards per punt return, good for sixth in the ACC and 30th nationally.
- Tech's national punt return ranking continues to rise after ranking last in the ACC and 121st nationally in punt returns in 2021. Last season, the Yellow Jackets ranked 39th nationally in punt return average (9.33 avg.).
- When punting, the Jackets are allowing an average of just 1.0 yards per return, good for a net average of plus-11.0 yards per game in the punt game.
- Individually, r-Jr. **Dominick Blaylock** is second in the ACC and ranks 18th nationally in punt return average at 11.0 yards per return.
- Jr. P **David Shanahan**, is averaging 42.6 yards per punt with three of his eight kicks being downed inside the 20 yard line.
- With only eight punts, Shanahan does not qualify for the official NCAA or ACC statistical rankings. Shanahan's low number of attempts can be attributed to Georgia Tech punting just five times in the last three games, including no punts in the 48-13 win over South Carolina State (Sept. 9), which marked the first time that the Yellow Jackets have not punted in a game since a 66-31 win at Louisville on Oct. 5, 2018.
- On kickoffs, Georgia Tech has also forced its opponents into undesirable field position due to the strength of its kicker's leg, as Jr. PK **Gavin Stewart** has put 20 of his 25 kickoffs into the end zone for touchbacks this season.
- Since becoming Georgia Tech's primary kickoff specialist in 2021, Stewart has forced touchbacks 78 of his 117 kickoffs (.667). Of his other 39 kickoffs, nine have been fair-caught, meaning that just 30 of his 117 kickoffs (.256) have been returned.
- R-Fr. PK **Aidan Birr** made his collegiate debut in the second half of the Yellow Jackets' Sept. 9 game vs. South Carolina State and has remained as the Jackets' primary place kicker.
- Over the first three games of his career, Birr is 6-for-7 on field-goal attempts (his only miss coming on a block). He is also a perfect 7-for-7 on PAT attempts.
- Birr was a perfect 3-for-3 on field goal attempts in last Saturday's 30-16 win at Wake Forest, connecting from 25, 27 and 48.
- Birr's 48-yard field goal in the second quarter against Wake Forest was the longest by a Yellow Jacket since Wesley Wells' 48-yarder vs. Virginia on Nov. 17, 2018.

- Georgia Tech has lived up to its reputation as one of the most effective kick-blocking units in the nation this season with two blocks through three games (a PAT block by **Jaylon King** vs. South Carolina State on Sept. 9 and a field goal block by **Zeek Biggers** at Ole Miss on Sept. 16).
- The Yellow Jackets are ranked No. 2 nationally with two blocked kicks this season. They are one of 12 teams that have blocked multiple kicks in 2023 (joining Tennessee - 3, Army West Point, Buffalo, Duke, Illinois, Iowa, Oklahoma State, Pitt, TCU, Vanderbilt and Wyoming).
- Tech has blocked 10 kicks in the last 45 games.
- Prior to blocking 10 kicks in the past 45 games, Georgia Tech had gone 21 games between block kicks.
- Since the beginning of the 2013 season, Georgia Tech has blocked 29 kicks, which is good for third-most by an NCAA Division I FBS team during that span.

**MOST BLOCKED KICKS SINCE 2013 (FBS)**

Temple	34
Oklahoma State	30
<b>Georgia Tech</b>	<b>29</b>
Indiana	28
North Texas	28
Texas A&M	28
Rutgers	27
Air Force	26
BYU	26
USC	25
Northern Illinois	24

**GEORGIA TECH COACHES ON GAMEDAY**

**ON THE FIELD**

**Head Coach**

Brent Key — First full season as head coach (Georgia Tech, 2001)

**Defensive Coordinator:**

Andrew Thacker — Fifth season (Furman, 2007)

**Special Teams Coordinator:**

Ricky Brumfield — First season (Utah State, 1999)

**Co-Offensive Coordinator/Quarterbacks:**

Chris Weinke — Second season (Florida State, 2000)

**Running Backs/Run Game Coordinator:**

Norv McKenzie — First season (Vanderbilt, 2005)

**Wide Receivers:**

Josh Crawford — First season (Morehouse, 2007)

**Defensive Line:**

Marco Coleman — Fourth season (Flagler, 2015)

**Defensive Backs:**

Travares Tillman — Second season (Georgia Tech, 2010)

**Offensive Line:**

Geep Wade — Second season (Chattanooga, 2002)

**IN THE BOOTH**

**Offensive Coordinator/Tight Ends:**

Buster Faulkner — First season (Valdosta State, 2005)

**Co-Defensive Coordinator/Linebackers:**

Kevin Sherrer — First season (Alabama, 1996)

MISCELLANEOUS

• Georgia Tech ranks No. 22 nationally and fourth in the ACC in turnover margin (plus-3) this season. The Yellow Jackets have eight takeaways (t-20th nationally, second in ACC) and five lost turnovers (50th nationally)

• As is often the case, turnover margin has been a strong indicator of whether Georgia Tech wins or loses over the last three-plus seasons. In their 13 wins since the beginning of the 2020 campaign, the Yellow Jackets have won the turnover battle in 10 of 13 games and are plus-24 overall in turnover margin. On the flip side, Tech has lost the turnover battle in 15 of its 25 defeats since the beginning of 2020 and is minus-21 overall in turnover margin in those 24 losses.

• Georgia Tech and Ole Miss combined for zero turnovers in the game on Sept. 16, which marked the first time since the Yellow Jackets played Georgia Southern on Oct. 15, 2016 that neither team committed a turnover in a Tech game.

• Through four games, Georgia Tech is one of the nation's least-penalized teams, ranking 24th nationally in total penalties (19) and 25th in penalties per game (4.75).

• On Sept. 16 at Ole Miss, Georgia Tech did not commit a penalty for only the eighth time in school history and the first time since Sept. 3, 2015 vs. Alcorn State.

ZERO PENALTIES IN A GAME (GT HISTORY)

Opponent	Date
at Ole Miss	Sept. 16, 2023
Alcorn State	Sept. 3, 2015
Syracuse	Oct. 19, 2013
Navy	Nov. 9, 1968
TCU	Sept. 21, 1968
at Tulane	Oct. 26, 1963
at Duke	Oct. 29, 1960
at LSU	Oct. 12, 1957

• After committing just five penalties through three games (which ranked No. 1 nationally), Georgia Tech was flagged for 14 penalties for 142 yards last Saturday at Wake Forest, which was the third-most penalties and the most penalty yards in school history (prev.: 140 vs. Florida State - 2000).

• Georgia Tech's win over South Carolina State on Sept. 9 was the 750th win in program history.

• Tech is the 21st school in NCAA Division I FBS history to reach 751 all-time victories and the fourth from the ACC.

ALL-TIME WINS — NCAA DIVISION I FBS

Wins	Team
1.	993 ..... Michigan
2.	957 ..... Ohio State
3.	956 ..... Alabama
4.	942 ..... Notre Dame
5.	940 ..... Texas
6.	938 ..... Oklahoma
7.	924 ..... Penn State
8.	914 ..... Nebraska
9.	872 ..... Georgia
10.	870 ..... USC
	870 ..... Tennessee
12.	836 ..... LSU
13.	795 ..... Auburn
14.	790 ..... Clemson
15.	775 ..... West Virginia
16.	774 ..... Texas A&M
17.	767 ..... Virginia Tech
18.	764 ..... Washington
19.	759 ..... Pittsburgh
20.	753 ..... Florida
21.	751 ..... Georgia Tech

• Georgia Tech outgained S.C. State 578-291, marking the first time that Tech has outgained an opponent by 200 yards since a 41-0 win over Alcorn State on Sept. 1, 2018 (543-146).

• Head coach **Brent Key** is the fifth Georgia Tech alumnus to ever serve as the Yellow Jackets' football head coach, joining William Alexander (1920-44), Bill Fulcher (1972-73), Pepper Rodgers (1974-79) and Bill Curry (1980-86).

• Of the 12 men that have served as Georgia Tech's head coach for more than one game since Bobby Dodd took the reins in 1945, Key is one of only four that won his first two games at the helm of the Jackets, joining Bud Carson (1967), Chan Gailey (2002) and Paul Johnson (2009).

• Key became the second coach in Georgia Tech history to ever defeat a ranked opponent in his first game as the Yellow Jackets' head coach when Tech knocked off No. 24 Pitt, 26-21, on Oct. 1 of last season.

• Tech head coaches were previously 1-4 when facing nationally ranked teams in their GT debuts (Bill Fulcher - L, 34-3 vs. No. 15 Tennessee - 1972; Pepper Rodgers - L, 31-7 vs. No. 2 Notre Dame - 1974; Bill Curry - L, 26-3 vs. No. 2 Alabama - 1980; Mac McWhorter - W, 24-14 vs. No. 11 Stanford - 2001 Seattle Bowl; Geoff Collins - L, 52-14 vs. No. 1 Clemson - 2019).

• Georgia Tech's 2023 full-time coaches and analysts have combined to win 105 championships at high school (state), college (division/conference/national) and NFL (division/conference/Super Bowl) levels as players and coaches.

CHAMPIONSHIPS WON BY GEORGIA TECH STAFF

<b>HC Brent Key</b> .....	<b>17</b>
(9 division, 7 conference, 1 national)	
<b>OC/TE Buster Faulkner</b> .....	<b>14</b>
(1 HS state, 4 division, 6 conference, 3 national)	
<b>DC Andrew Thacker</b> .....	<b>4</b>
(2 division, 2 conference)	
<b>Co-DC/LB Kevin Sherrer</b> .....	<b>13</b>
(3 HS state, 5 division, 3 conference, 2 national)	
<b>Co-OC/QB Chris Weinke</b> .....	<b>9</b>
(1 division, 4 conference, 2 national, 1 NFL division, 1 NFL conf.)	
<b>STC Ricky Brumfield</b> .....	<b>5</b>
(2 division, 3 conference)	
<b>RB/Run-Game Coord. Norv McKenzie</b> .....	<b>4</b>
(2 division, 2 conference)	
<b>DL Marco Coleman</b> .....	<b>7</b>
(1 conference, 1 national, 5 NFL division)	
<b>WR Josh Crawford</b> .....	<b>4</b>
(3 HS state, 1 division)	
<b>DB Travares Tillman</b> .....	<b>6</b>
(2 division, 2 conference, 1 NFL division, 1 NFL conference)	
<b>OL Geep Wade</b> .....	<b>2</b>
(1 division, 1 conference)	
<b>OL Geep Wade</b> .....	<b>2</b>
(1 division, 1 conference)	
<b>Sr. Def. Analyst Brian Baker</b> .....	<b>5</b>
(4 conference, 1 national)	
<b>Def. Analyst Bill Stewart</b> .....	<b>0</b>
(N/A)	
<b>Sr. ST Analyst Carter Blount</b> .....	<b>6</b>
(3 division, 1 conference, 2 national)	
<b>Off. Analyst Dylan Dockery</b> .....	<b>2</b>
(2 conference)	
<b>Off. Analyst A.J. Erdely</b> .....	<b>3</b>
(1 division, 2 conference)	
<b>Off. Analyst Edmund Kugbila</b> .....	<b>4</b>
(1 conference, 1 national, 2 NFL division)	
<b>TOTAL</b> .....	<b>105</b>

• According to CBS Sports, Georgia Tech faces the toughest schedule in the ACC in 2023.

• ESPN's FPI (Football Power Index) agrees, ranking Tech's schedule as toughest in the ACC and the 22nd-toughest nationally.

NATION'S MOST DIFFICULT SCHEDULES — FBS, 2023 (ESPN FPI)

Team
1) Ole Miss
2) Minnesota
3) Florida
4) Maryland
5) Auburn
6) Arkansas
7) Michigan State
8) Tennessee
9) Rutgers
10) Indiana
11) South Carolina
12) Texas
13) Kentucky
14) Penn State
15) LSU
16) Texas A&M
17) Purdue
18) Alabama
19) Notre Dame
20) Missouri
21) Michigan
<b>22) GEORGIA TECH</b>
23) Ohio State
24) Mississippi State
25) Wisconsin

• Facing a daunting schedule is nothing new for Georgia Tech, as its 2021 schedule was the nation's toughest and last season's ranked sixth, based on opponents' final winning percentage.

• Since the beginning of the 2016 season, Georgia Tech has played games in seven different National Football League stadiums (Mercedes-Benz Stadium - Atlanta, Ford Field - Detroit, TIAA Bank Field - Jacksonville, Hard Rock Stadium - Miami, Lincoln Financial Field - Philadelphia, Heinz Field - Pittsburgh and Raymond James Stadium - Tampa Bay), which is tied for the fifth-most NFL stadiums that any college football team has played in during that span.

MOST NFL STADIUMS PLAYED IN BY COLLEGE FOOTBALL TEAMS (SINCE 2016)

<b>11 - Notre Dame</b> - Arizona, Baltimore, Carolina, Chicago, Dallas, Jacksonville, Las Vegas, Los Angeles (Coliseum), Miami, New York, Pittsburgh
<b>9 - Clemson</b> - Arizona, Atlanta, Carolina, Dallas, New Orleans, Pittsburgh, San Francisco, Tampa Bay, Miami
<b>8 - Wisconsin</b> - Carolina, Chicago, Dallas, Green Bay, Indianapolis, Las Vegas, Miami, Tampa Bay
<b>8 - BYU</b> - Arizona, New England, Las Vegas, New Orleans, San Diego, Tampa Bay, Washington, Los Angeles (Coliseum)
<b>7 - GEORGIA TECH</b> - Atlanta, Detroit, Jacksonville, Miami, Philadelphia, Pittsburgh, Tampa Bay
<b>7 - Alabama</b> - Atlanta, Dallas, Indianapolis, Miami, New Orleans, San Francisco, Tampa Bay
<b>7 - Georgia</b> - Atlanta, Carolina, Indianapolis, Jacksonville, New Orleans, Miami, Los Angeles (SoFi)
<b>6 - Texas A&amp;M</b> - Carolina, Dallas, Denver, Houston, Jacksonville, Miami

• Eighteen Georgia Tech student-athletes have already earned bachelor's degrees: TE **Luke Benson**, WR **Dominick Blaylock**, LS **Henry Freer**, QB **Haynes King**, DB **Jaylon King**, WR **Chase Lane**, TE **Dylan Leonard**, LB **Paul Moala**, LB **Braelen Oliver**, DL **Etinosa Reuben**, OL **Connor Scaglione**, TE **Brett Seither**, DB **Myles Sims**, RB **Dontae Smith**, PK **Gavin Stewart**, DB **K.J. Wallace**, LB **Andre White** and DL **Sylvain Yondjouen**.

# DEPTH CHART

## OFFENSE (Multiple)

### LEFT TACKLE

- 78 ETHAN MACKENNY** ..... 6-4 .....**292**.... Fr.  
 55 Corey Robinson II ..... 6-5 .....305 .... r-So.

### LEFT GUARD

- 67 JOE FUSILE**..... 6-6 .....**302**.... r-So.  
 57 Paul Tchio ..... 6-5 .....290 .... r-So.  
 71 Jordan Brown ..... 6-5 .....325 .... r-So.

### CENTER

- 72 WESTON FRANKLIN**..... 6-4 .....**311**.... Jr.  
 58 Brandon Best ..... 6-4 .....295 .... r-Fr.  
 60 Gabe Fortson ..... 6-3 .....299 .... Fr.

### RIGHT GUARD

- 65 CONNOR SCAGLIONE**... 6-4 .....**315**.... r-Sr.  
 66 Benjamin Galloway ..... 6-4 .....300 .... Fr.

### RIGHT TACKLE

- 54 JORDAN WILLIAMS**..... 6-6 .....**304**.... Jr.  
 75 Jakiah Leftwich ..... 6-6 .....311 .... r-So.  
 74 Tyler Gibson ..... 6-5 .....294 .... r-Fr.

### TIGHT END

- 2 DYLAN LEONARD**..... 6-5 .....**240**.... Sr.  
 81 Luke Benson ..... 6-4 .....233 .... Sr.  
 80 Brett Seither ..... 6-5 .....233 .... r-Jr.  
 85 Billy Ward ..... 6-5 .....241 .... Jr.  
 82 Jackson Long ..... 6-4 .....226 .... r-Fr.

### WIDE RECEIVER (F)

- 8 MALIK RUTHERFORD** ... 5-9 .....**165**.... r-So.  
 6 Christian Leary ..... 5-10 .....173 .... Jr.  
 87 Bailey Stockton ..... 5-9 .....174 .... Fr.

### WIDE RECEIVER (X)

- 18 ABDUL JANNEH** ..... 6-3 .....**192**.... r-Jr.  
**or 12 DOMINICK BLAYLOCK** .. 6-1 .....**203**.... r-Jr.  
 83 Zion Taylor ..... 6-0 .....197 .... Fr.

### WIDE RECEIVER (Z)

- 13 ERIC SINGLETON JR.**.... 5-11 ...**173**.... Fr.  
 9 Avery Boyd ..... 6-2 .....232 .... Jr.

### RUNNING BACK

- 4 DONTAE SMITH** ..... 5-11 ...**198**.... r-Sr.  
**or 11 JAMAL HAYNES** ..... 5-9 .....**180**.... r-So.  
**or 0 TREY COOLEY** ..... 5-10 ...**197**.... Jr.  
 26 Evan Dickens ..... 5-11 ....184 .... Fr.

### QUARTERBACK

- 10 HAYNES KING**..... 6-3 .....**204**.... r-So.  
 5 Zach Pyron ..... 6-3 .....208 .... r-Fr.  
 15 Zach Gibson ..... 6-3 .....197 .... r-Jr.  
 16 Brody Rhodes ..... 6-1 .....194 .... r-So.

## DEFENSE (4-2-5)

### END

- 97 EDDIE KELLY** ..... 6-4 .....**278**.... So.  
 27 Josh Robinson ..... 6-6 .....253 .... Jr.  
**or 6 Etinosa Reuben**..... 6-3 .....295 .... r-Jr.

### NOSE

- 88 ZEEK BIGGERS** ..... 6-6 .....**333**.... Jr.  
 55 Horace Lockett ..... 6-6 .....341 .... r-Fr.  
 95 Jason Moore ..... 6-2 .....288 .... r-So.

### TACKLE

- 8 MAKIUS SCOTT** ..... 6-4 .....**291**.... Jr.  
 99 D'quan Douse ..... 6-2 .....290 .... r-Jr.  
 96 Shymeik Jones ..... 6-5 .....283 .... Fr.

### RUSH

- 9 KYLE KENNARD** ..... 6-5 .....**238**.... Jr.  
**or 11 KEVIN HARRIS** ..... 6-4 .....**245**.... Jr.  
 43 Noah Collins ..... 6-5 .....241 .... Jr.

### LINEBACKER (MAC)

- 13 PAUL MOALA** ..... 6-0 .....**229**.... r-Sr.  
 44 Kyle Efford ..... 6-2 .....219 .... r-Fr.  
 45 Ashton Heflin ..... 6-0 .....230 .... Fr.  
**or 3 Andre White** ..... 6-3 .....228 .... Sr.  
**or 35 Jacob Cruz** ..... 6-4 .....232 .... Fr.

### LINEBACKER (MONEY)

- 7 TRENILYAS TATUM** ..... 6-2 .....**214**.... Jr.  
 4 Braelen Oliver ..... 6-0 .....217 .... r-Sr.  
 33 Tyson Meiguez ..... 6-2 .....217 .... r-So.  
**or 51 Nacari Ashley**..... 6-3 .....210 .... Fr.

### NICKEL

- 16 K.J. WALLACE** ..... 5-11 ...**186**.... r-Jr.  
 21 Omar Daniels ..... 6-0 .....176 .... r-So.

### STRONG SAFETY

- 1 LaMILES BROOKS** ..... 6-2 .....**188**.... Jr.  
 25 Taye Seymore ..... 5-11 .....203 .... Fr.

### FREE SAFETY

- 14 JAYLON KING**..... 6-1 .....**193**.... r-Sr.  
**or 5 CLAYTON POWELL-LEE**.. 6-2 .....**185**.... So.  
 15 Sirad Bryant ..... 6-2 .....215 .... r-So.

### CORNERBACK

- 0 MYLES SIMS**..... 6-3 .....**190**.... r-Sr.  
 2 Kenyatta Watson II ..... 6-1 .....195 .... r-Jr.  
 17 Rodney Shelley ..... 5-11 ....168 .... So.

### CORNERBACK

- 18 AHMARI HARVEY** ..... 6-0 .....**180**.... r-So.  
 10 Kenan Johnson ..... 6-1 .....183 .... r-Jr.  
 17 Rodney Shelley ..... 5-11 ....168 .... So.

## SPECIALISTS

### PLACE KICKER

- 93 AIDAN BIRR** ..... 6-1 .....**198**.... r-Fr.  
 88 Gavin Stewart ..... 5-11 ....178 .... Jr.

### KICKOFFS

- 88 GAVIN STEWART** ..... 5-11 ...**178**.... Jr.  
 93 Aidan Birr ..... 6-1 .....198 .... r-Fr.

### PUNTER

- 43 DAVID SHANAHAN** ..... 6-2 .....**204**.... Jr.  
 40 Joshua Taylor ..... 6-3 .....227 .... Fr.

### LONG SNAPPER

- 46 HENRY FREER** ..... 6-0 .....**205**.... r-Jr.  
 45 Ryan Mannelly ..... 6-3 .....222 .... r-Jr.

### KICKOFF RETURNER

- 6 CHRISTIAN LEARY**..... 5-10 ...**173**.... Jr.  
**11 JAMAL HAYNES** ..... 5-9 .....**180**.... r-So.  
 26 Evan Dickens ..... 5-11 ....184 .... Fr.  
 21 Daylon Gordon ..... 5-9 .....188 .... r-So.

### PUNT RETURNER

- 12 DOMINICK BLAYLOCK** .. 6-1 .....**203**.... r-Jr.  
 17 Rodney Shelley ..... 5-11 ....168 .... So.

## PRONUNCIATION GUIDE

### Student-Athletes

2	KENYATTA Watson II	ken-YOT-tuh
4	BRAELEN Oliver	BRAY-lin
4	DONTAE Smith	DON-tay
5	Zach PYRON	PYE-rin
6	ETINOSA Reuben	eh-tee-OH-sah (silent N)
7	TRENILYAS Tatum	trin-NIL-yus
8	MALIK Rutherford	muh-LEEK
8	MAKIUS Scott	muh-KYE-yus
9	Kyle KENNARD	ken-NARD
10	KENAN Johnson	KEN-nin
13	Paul MOALA	moe-AWL-ah
15	SIRAD Bryant	sih-ROD

17	Aidan SEMO	SEE-moe
18	AHMARI Harvey	ah-MAR-eh
18	ABDUL JANNEH	ab-DOOL juh-NUH
23	KHARI Gee	KAH-ree JEE (soft G)
25	TAYE SEYMORE	TAY SEE-more
32	Sylvain YONDJOUEN	yun-JEW-in
33	Tyson MEIGUEZ	MEE-gezz (hard G)
43	Logan WEIGHALL	WAY-hall
44	Kyle EFFORD	EE-ferd
48	Ezra ODINJOR	OH-din-jor
49	CHUMA OKYOE	CHEW-muh oh-KOY-yay
51	NACARI Ashley	nuh-CAR-ee
57	Paul TCHIO	TEE-oh

65	Connor SCAGLIONE	scag-LEE-own
67	Joe FUSILE	FEW-sill
75	JAKIAH Leftwich	juh-KYE-yuh
80	Brett SEITHER	SYE-ther
93	JAAYMEN ROCHELL	JAY-min roh-SHELL
96	SHYMEIK Jones	SHY-meek
99	D'Quan DOUSE	dowse

### Coaches

TRAVARES Tillman	truh-VAR-iss
Chris WEINKE	WENG-kee

# 2023 ROSTERS

ALPHABETICAL		
NO.	NAME	POS.
57	Cade Adams	DL
36	Kace Adams	DB/LS
27	Chad Alexander	RB
51	Nacari Ashley	LB
81	Luke Benson	TE
58	Brandon Best	OL
88	Zeek Biggers	DL
93	Aidan Birr	PK
1	Leo Blackburn	WR
25	James BlackStrain	WR
12	Dominick Blaylock	WR
9	Avery Boyd	WR
1	LaMiles Brooks	DB
22	Colson Brown	QB
71	Jordan Brown	OL
28	Justin Brown	DB
15	Sirad Bryant	DB
47	A.J. Cheeks	DB
77	Elias Cloy	OL
54	Jack Collins	LB
43	Noah Collins	DL
0	Trey Cooley	RB
35	Jacob Cruz	LB
21	Omar Daniels	DB
24	Trent Davis	WR
52	Austin Dean	LB
26	Evan Dickens	RB
98	Bryston Dixon	DL
99	D'Quan Douse	DL
29	Nico Dowdell	DB
44	Kyle Efford	LB
89	Chris Elko	WR
56	Cosby Ellis	LB
23	Jamie Felix	RB
31	Jonorian Fouts	LB
34	Myles Forristall	LB
60	Gabe Fortson	OL
72	Weston Franklin	OL
46	Henry Freer	LS
67	Joe Fusile	OL
66	Benjamin Galloway	OL
23	Khari Gee	DB
74	Tyler Gibson	OL
15	Zach Gibson	QB
21	Daylon Gordon	RB
7	Bryce Gowdy	
20	Ben Guthrie	QB
11	Kevin Harris	DL
18	Ahmari Harvey	DB
11	Jamal Haynes	RB
45	Ashton Heflin	LB
20	Ben Hollerbach	DB
18	Abdul Janneh	WR
10	Kenan Johnson	DB
96	Shymeik Jones	DL
24	Steven Jones, Jr.	DB
97	Eddie Kelly	DL
9	Kyle Kennard	DL
39	Will Kiker	DB
10	Haynes King	QB

NUMERICAL							
NO.	NAME	POS.	HT.	WT.	ELIG.	HOMETOWN/HIGH SCHOOL (PREVIOUS COLLEGE)	
0	Trey Cooley	RB	5-10	197	Jr.	Raleigh, N.C./Knightdale H.S. (Louisville)	
0	Myles Sims	DB	6-3	190	r-Sr.	Atlanta, Ga./Westlake H.S. (Michigan)	
1	Leo Blackburn	WR	6-5	220	r-So.	Atlanta, Ga./Westlake H.S.	
1	LaMiles Brooks	DB	6-2	188	Jr.	Jacksonville, Fla./Trinity Christian Academy	
2	Dylan Leonard	TE	6-5	240	Sr.	Milton, Ga./Milton H.S.	
2	Kenyatta Watson II	DB	6-1	195	r-Jr.	Loganville, Ga./Grayson H.S. (Texas)	
3	D.J. Moore	WR	6-1	188	r-Fr.	Loganville, Ga./Archer H.S.	
3	Andre White	LB	6-3	228	Sr.	Harrisburg, Pa./Harrisburg H.S. (Texas A&M)	
4	Braelen Oliver	LB	6-0	217	r-Sr.	Douglasville, Ga./Douglas County H.S. (Minnesota)	
4	Dontae Smith	RB	5-11	198	r-Sr.	Spring Hill, Tenn./Spring Hill H.S.	
5	Clayton Powell-Lee	DB	6-2	185	So.	Atlanta, Ga./Westlake H.S.	
5	Zach Pyron	QB	6-3	208	r-Fr.	Pinson, Ala./Pinson Valley H.S.	
6	Christian Leary	WR	5-10	173	Jr.	Orlando, Fla./Edgewater H.S. (Alabama)	
6	Etinosa Reuben	DL	6-3	295	r-Jr.	Kansas City, Mo./Park Hill South H.S. (Clemson)	
7	Chase Lane	WR	6-0	193	r-Jr.	Houston, Texas/St. Pius X H.S. (Texas A&M)	
7	Trenilyas Tatum	LB	6-2	214	Jr.	Riverdale, Ga./Mount Zion H.S.	
*7	Bryce Gowdy	WR	6-3	210	—	Deerfield Beach, Fla./Deerfield Beach H.S.	
8	Malik Rutherford	WR	5-9	165	r-So.	Miami, Fla./Champagnat Catholic School	
8	Makius Scott	DL	6-4	291	Jr.	Gainesville, Ga./Gainesville H.S. (South Carolina)	
9	Avery Boyd	WR	6-2	232	Jr.	Tallahassee, Fla./Godby H.S.	
9	Kyle Kennard	DL	6-5	238	Jr.	Atlanta, Ga./Riverwood H.S.	
10	Kenan Johnson	DB	6-1	183	r-Jr.	Minneola, Fla./Lake Minneola H.S.	
10	Haynes King	QB	6-3	204	r-So.	Longview, Texas/Longview H.S. (Texas A&M)	
11	Kevin Harris	DL	6-4	245	Jr.	Loganville, Ga./Grayson H.S. (Alabama)	
11	Jamal Haynes	RB	5-9	180	r-So.	Loganville, Ga./Grayson H.S.	
12	Dominick Blaylock	WR	6-1	203	r-Jr.	Marietta, Ga./Walton H.S. (Georgia)	
13	Paul Moala	LB	6-0	229	r-Sr.	Mishawaka, Ind./Penn H.S. (Idaho)	
13	Eric Singleton, Jr.	WR	5-11	173	Fr.	Douglasville, Ga./Alexander H.S.	
14	Jaylon King	DB	6-1	193	r-Sr.	La Vergne, Tenn./Ensworth H.S.	
14	Juju Lewis	WR	6-2	216	r-Fr.	Davie, Fla./Western H.S.	
15	Sirad Bryant	DB	6-2	215	r-So.	Cordele, Ga./Crisp County H.S.	
15	Zach Gibson	QB	6-3	197	r-Jr.	Alpharetta, Ga./Johns Creek H.S. (Akron)	
16	Brody Rhodes	QB	6-1	194	r-So.	Canton, Ga./Creekview H.S.	
16	K.J. Wallace	DB	5-11	186	r-Jr.	Atlanta, Ga./Lovett School (Notre Dame)	
17	Aidan Semo	QB	6-3	205	r-Fr.	New Windsor, N.Y./Rabun Gap-Nacoochee (Ga.) School	
17	Rodney Shelley	DB	5-11	168	So.	Fairburn, Ga./Langston Hughes H.S.	
18	Ahmari Harvey	DB	6-0	180	r-So.	Tallahassee, Fla./Florida State Univ. School (Auburn)	
18	Abdul Janneh	WR	6-3	192	r-Jr.	Hanover, Pa./New Oxford H.S. (Duquesne)	
20	Ben Guthrie	QB	5-10	165	Fr.	Alpharetta, Ga./Alpharetta H.S.	
20	Ben Hollerbach	DB	5-10	174	r-Fr.	Savannah, Ga./Benedictine Military Academy	
21	Omar Daniels	DB	6-0	176	r-So.	Moultrie, Ga./Colquitt County H.S. (Kansas State)	
21	Daylon Gordon	RB	5-9	188	r-So.	Eastman, Ga./Dodge County H.S.	
22	Colson Brown	QB	6-4	206	Fr.	North Augusta, S.C./North Augusta H.S.	
23	Jamie Felix	RB	5-10	198	So.	Kingland, Ga./Camden County H.S.	
23	Khari Gee	DB	6-2	191	r-So.	Atlanta, Ga./Woodward Academy (Notre Dame)	
24	Trent Davis	WR	5-11	175	r-So.	Douglas, Ga./Coffee H.S.	
24	Steven Jones, Jr.	DB	6-1	192	Fr.	Gadsden, Ala./Gadsden City H.S.	
25	James BlackStrain	WR	6-2	186	r-So.	Cocoa, Fla./Holy Trinity Episcopal Academy	
25	Taye Seymore	DB	5-11	203	Fr.	Atlanta, Ga./South Atlanta H.S.	
26	Evan Dickens	RB	5-11	184	Fr.	Roswell, Ga./IMG (Fla.) Academy	
27	Chad Alexander	RB	5-9	177	Fr.	Lawrenceville, Ga./Archer H.S.	
27	Josh Robinson	DL	6-6	253	Jr.	Douglasville, Ga./Douglas County H.S.	
28	Justin Brown	DB	6-0	186	Fr.	Murfreesboro, Tenn./Blackman H.S.	
29	Nico Dowdell	DB	6-0	191	Fr.	Loganville, Ga./Loganville H.S.	
31	Jonorian Fouts	LB	5-10	225	Fr.	Swainsboro, Ga./Swainsboro H.S.	
32	Sylvain Yondjouen	DL	6-4	248	Sr.	Ruisbroek, Belgium/Don Bosco School	
33	Tyson Meiguez	LB	6-2	217	r-So.	Fairburn, Ga./Creekside H.S.	
34	Myles Forristall	LB	6-0	221	Fr.	Cartersville, Ga./Cartersville H.S.	
35	Jacob Cruz	LB	6-4	232	Fr.	Kennesaw, Ga./North Cobb Christian School	
36	Kace Adams	DB/LS	5-11	194	Fr.	Cartersville, Ga./Cartersville H.S.	

# 2023 ROSTERS

NO.	NAME	POS.	HT.	WT.	CLASS	HOMETOWN/HIGH SCHOOL (PREVIOUS COLLEGE)
39	Will Kiker	DB	6-1	184	Fr.	Elijay, Ga./Gilmer County H.S.
39	Englan Williams	RB	5-9	192	r-So.	Roswell, Ga./Blessed Trinity Catholic H.S.
40	Joshua Taylor	P	6-3	227	Fr.	Sharpsburg, Ga./Trinity Christian School
41	Malcolm Pugh	DL	6-4	217	Fr.	Leroy, Ala./Leroy H.S.
42	Logan Weighall	P/PK	6-0	185	Fr.	Wetumpka, Ala./Wetumpka H.S.
43	Noah Collins	DL	6-5	241	Jr.	Loganville, Ga./Grayson H.S.
43	David Shanahan	P	6-2	204	Jr.	Castleisland, Co. Kerry, Ireland/St. Patrick's Sec. School
44	Kyle Efford	LB	6-2	219	r-Fr.	Dacula, Ga./Dacula H.S.
44	Anthony Minella	TE	6-2	235	r-So.	Milton, Ga./Milton H.S.
45	Ashton Heflin	LB	6-0	230	Fr.	Newnan, Ga./Newnan H.S.
45	Ryan Mannelly	LS	6-3	222	r-Jr.	Atlanta, Ga./Marist School (Penn)
46	Henry Freer	LS	6-0	205	r-Jr.	College Park, Ga./Woodward Academy
47	A.J. Cheeks	DB	5-10	170	Fr.	Lawrenceville, Ga./Mountain View H.S.
47	Joshua Ruder	TE	6-5	251	Fr.	Loganville, Ga./Loganville H.S.
48	Ezra Odinjor	DL	6-3	233	Fr.	Kennesaw, Ga./Allatoona H.S.
48	Joseph Stoever	LS	6-2	205	Fr.	Savannah, Ga./Benedictine Military Academy
49	Chuma Okoye	LB	6-0	219	Fr.	Dacula, Ga./Dacula H.S.
51	Nacari Ashley	LB	6-3	210	Fr.	Marietta, Ga./Marietta H.S.
52	Austin Dean	LB	6-2	229	Jr.	Tampa, Fla./Berkeley Prep (Rutgers)
54	Jack Collins	LB	6-1	212	Fr.	Weddington, N.C./Weddington H.S.
54	Jordan Williams	OL	6-6	304	Jr.	Gainesville, Ga./Gainesville H.S.
55	Corey Robinson II	OL	6-5	305	r-So.	Roswell, Ga./Roswell H.S. (Kansas)
55	Horace Lockett	DL	6-6	341	r-Fr.	Atlanta, Ga./Westlake H.S.
56	Cosby Ellis	LB	6-2	234	Fr.	Sharpsburg, Ga./East Coweta H.S.
57	Cade Adams	DL	6-0	275	Fr.	Dawsonville, Ga./Dawson County H.S.
57	Paul Tchio	OL	6-5	290	r-So.	Milton, Ga./Milton H.S. (Clemson)
58	Brandon Best	OL	6-4	295	r-Fr.	Tucker, Ga./Milton H.S.
59	Will Scissum	OL	6-2	291	r-Jr.	Marietta, Ga./The Walker School
60	Gabe Fortson	OL	6-3	299	Fr.	Kennesaw, Ga./North Cobb Christian School
64	Ryan Purves	OL	6-3	301	r-Fr.	Marietta, Ga./Walton H.S.
65	Connor Scaglione	OL	6-4	315	r-Sr.	Closter, N.J./North Valley Regional H.S. (Princeton)
66	Benjamin Galloway	OL	6-4	300	Fr.	Powder Springs, Ga./Hillgrove H.S.
67	Joe Fusile	OL	6-6	302	r-So.	Richmond Hill, Ga./Richmond Hill H.S.
71	Jordan Brown	OL	6-5	325	r-So.	Long Beach, Calif./Jireh (N.C.) Prep Acad. (UNC Charlotte)
72	Weston Franklin	OL	6-4	311	Jr.	Jesus, Ga./Wayne County H.S.
73	Patrick Screws, Jr.	OL	6-5	319	Fr.	Eufaula, Ala./Eufaula H.S.
74	Tyler Gibson	OL	6-5	294	r-Fr.	Alpharetta, Ga./Johns Creek H.S.
75	Jakiah Leftwich	OL	6-6	311	r-So.	Atlanta, Ga./Westlake H.S.
77	Elias Cloy	OL	6-3	278	Fr.	Alpharetta, Ga./Alpharetta H.S.
78	Ethan Mackenny	OL	6-4	292	Fr.	Marietta, Ga./Lassiter H.S.
80	Brett Seither	TE	6-5	233	r-Jr.	Clearwater, Fla./Clearwater Cent. Catholic H.S. (Georgia)
81	Luke Benson	TE	6-4	233	Sr.	Chalfont, Pa./Central Bucks West H.S. (Syracuse)
82	Jackson Long	TE	6-4	226	r-Fr.	Hendersonville, Tenn./Beech H.S. (South Florida)
83	Zion Taylor	WR	6-0	197	Fr.	Norcross, Ga./Norcross H.S.
84	Josh Sexton	WR	5-10	171	r-So.	Cumming, Ga./North Forsyth H.S.
85	Billy Ward	TE	6-5	241	Jr.	Locust Grove, Ga./Locust Grove H.S.
87	Bailey Stockton	WR	5-9	174	Fr.	Bogart, Ga./Prince Avenue Christian School
88	Zeek Biggers	DL	6-6	333	Jr.	Salisbury, N.C./West Rowan H.S.
88	Gavin Stewart	PK	5-11	178	Jr.	Savannah, Ga./Benedictine Military Academy
89	Chris Elko	WR	6-1	185	Fr.	Roswell, Ga./Roswell H.S.
92	Ty Thompson	DL	6-0	237	r-Fr.	Acworth, Ga./Allatoona H.S.
93	Aidan Birr	PK	6-1	198	r-Fr.	Kennedale, Texas/Kennedale H.S.
93	Jaaymen Rochell	DL	6-4	278	r-Fr.	Duluth, Ga./North Gwinnett H.S.
94	Chase Sippola	DL	5-10	250	r-So.	Carrollton, Ga./Carrollton H.S. (U.S. Coast Guard Acad.)
95	Jason Moore	DL	6-2	291	r-So.	Hampton, Ga./Dutchtown H.S.
96	Shymeik Jones	DL	6-5	283	Fr.	Camden, S.C./Camden H.S.
97	Eddie Kelly	DL	6-4	278	So.	Orlando, Fla./West Orange H.S. (South Florida)
98	Bryston Dixon	DL	6-3	329	Fr.	Leroy, Ala./Leroy H.S.
99	D'Quan Douse	DL	6-2	290	r-Jr.	Savannah, Ga./Calvary Day School

\* in memoriam; died Dec. 31, 2019

NO.	NAME	POS.
14	Jaylon King	DB
7	Chase Lane	WR
6	Christian Leary	WR
75	Jakiah Leftwich	OL
2	Dylan Leonard	TE
14	Juju Lewis	WR
55	Horace Lockett	DL
82	Jackson Long	TE
78	Ethan Mackenny	OL
45	Ryan Mannelly	LS
33	Tyson Meiguez	LB
44	Anthony Minella	TE
13	Paul Moala	LB
3	D.J. Moore	WR
95	Jason Moore	DL
48	Ezra Odinjor	DL
49	Chuma Okoye	LB
4	Braelen Oliver	LB
5	Clayton Powell-Lee	DB
41	Malcolm Pugh	DL
64	Ryan Purves	OL
5	Zach Pyron	QB
6	Etinosa Reuben	DL
16	Brody Rhodes	QB
55	Corey Robinson II	OL
27	Josh Robinson	DL
93	Jaaymen Rochell	DL
47	Joshua Ruder	TE
8	Malik Rutherford	WR
65	Connor Scaglione	OL
59	Will Scissum	OL
8	Makius Scott	DL
73	Patrick Screws, Jr.	OL
80	Brett Seither	TE
17	Aidan Semo	QB
84	Josh Sexton	WR
25	Taye Seymore	DB
43	David Shanahan	P
17	Rodney Shelley	DB
0	Myles Sims	DB
13	Eric Singleton, Jr.	WR
94	Chase Sippola	DL
4	Dontae Smith	RB
88	Gavin Stewart	PK
87	Bailey Stockton	WR
48	Joseph Stoever	LS
7	Treniyas Tatum	LB
40	Joshua Taylor	P
83	Zion Taylor	WR
57	Paul Tchio	OL
92	Ty Thompson	DL
16	K.J. Wallace	DB
85	Billy Ward	TE
2	Kenyatta Watson II	DB
42	Logan Weighall	P/PK
3	Andre White	LB
39	Englan Williams	RB
54	Jordan Williams	OL
32	Sylvain Yondjouen	DL

\* in memoriam; died Dec. 31, 2019







## CAREER HIGHS AT GEORGIA TECH

**BRETT SEITHER**

**Receptions:** 1, 3x - last at No. 17/19 Ole Miss (Sept. 16, 2023)  
**Receiving Yards:** 16 at No. 17/19 Ole Miss (Sept. 16, 2023)  
**Receiving TDs:** 1, twice - last vs. South Carolina State (Sept. 9, 2023)  
**Longest Reception:** 16 at No. 17/19 Ole Miss (Sept. 16, 2023)

**TAYE SEYMORE**

**Tackles:** 1, twice - last at Wake Forest (Sept. 23, 2023)  
**Solo Tackles:** 1 at Wake Forest (Sept. 23, 2023)

**DAVID SHANAHAN**

**Punts:** 10, twice - last vs. Virginia (Oct. 20, 2022)  
**Punting Yards:** 430 vs. Virginia (Oct. 20, 2022)  
**Punting Avg.:** 52.7 vs. Northern Illinois (Sept. 4, 2021)  
**Longest Punt:** 71 at Duke (Oct. 9, 2021)

**RODNEY SHELLEY**

**Tackles:** 2 at Virginia Tech (Nov. 5, 2022)  
**Solo Tackles:** 2 at Virginia Tech (Nov. 5, 2022)

**MYLES SIMS**

**Tackles:** 10 at Wake Forest (Sept. 23, 2023)  
**Solo Tackles:** 6 at Wake Forest (Sept. 23, 2023)  
**Tackles for Loss:** 1.0, 3x - last vs. No. 20/17 Ole Miss (Sept. 17, 2022)  
**Pass Breakups:** 2, twice - last vs. Virginia Tech (Oct. 30, 2021)  
**Fumbles Recovered:** 1, twice - last at Miami (Nov. 6, 2021)  
**Interceptions:** 1 vs. Western Carolina (Sept. 10, 2022)

**ERIC SINGLETON, JR.**

**Receptions:** 5 at No. 17/19 Ole Miss (Sept. 16, 2023)  
**Receiving Yards:** 97 at No. 17/19 Ole Miss (Sept. 16, 2023)  
**Receiving TDs:** 1, 4x - last at Wake Forest (Sept. 23, 2023)  
**Longest Reception:** 51 at No. 17/19 Ole Miss (Sept. 16, 2023)

**DONTAE SMITH**

**Rush Attempts:** 12 at No. 13 North Carolina (Nov. 19, 2022)  
**Rushing Yards:** 102 vs. Western Carolina (Sept. 10, 2022)  
**Longest Rush:** 51 vs. Western Carolina (Sept. 10, 2022)  
**Rushing TDs:** 3 vs. Western Carolina (Sept. 10, 2022)  
**Receptions:** 4 at No. 1 Georgia (Nov. 26, 2022)  
**Receiving Yards:** 32, twice - last at No. 13 North Carolina (Nov. 19, 2022)  
**Longest Reception:** 24 at No. 13 North Carolina (Nov. 19, 2022)  
**Kick Returns:** 3 vs. North Carolina (Oct. 5, 2019)  
**Kick Return Yards:** 77 vs. North Carolina (Oct. 5, 2019)  
**Longest Kick Return:** 31 vs. North Carolina (Oct. 5, 2019)  
**Passing Attempts:** 1 at No. 1 Georgia (Nov. 26, 2022)  
**Passing Completions:** 1 at No. 1 Georgia (Nov. 26, 2022)  
**Passing TDs:** 1 at No. 1 Georgia (Nov. 26, 2022)  
**Longest Pass:** 24 at No. 1 Georgia (Nov. 26, 2022)

**GAVIN STEWART**

**Field Goals Made:** 4 at No. 24 Pitt (Oct. 1, 2022)  
**Field Goals Attempted:** 4 at No. 24 Pitt (Oct. 1, 2022)  
**Longest Field Goal Made:** 40 at No. 24 Pitt (Oct. 1, 2022)  
**Longest Field Goal Attempted:** 60 vs. Northern Illinois (Sept. 4, 2021)

**TRENILYUS TATUM**

**Tackles:** 8 vs. Louisville (Sept. 1, 2023)  
**Solo Tackles:** 5 vs. Boston College (Nov. 13, 2021)  
**Sacks:** 1.0 at Florida State (Oct. 29, 2022)  
**Tackles for Loss:** 1.0, twice - last at Florida State (Oct. 29, 2022)  
**Fumbles Forced:** 1 vs. Virginia (Oct. 20, 2022)

**JOSHUA TAYLOR**

**Punt Attempts:** 1 at No. 17/19 Ole Miss (Sept. 16, 2023)  
**Punt Yards:** 40 at No. 17/19 Ole Miss (Sept. 16, 2023)  
**Longest Punt:** 40 at No. 17/19 Ole Miss (Sept. 16, 2023)

**K.J. WALLACE**

**Tackles:** 9 at Florida State (Oct. 29, 2022)  
**Solo Tackles:** 6 at Florida State (Oct. 29, 2022)  
**Tackles for Loss:** 1.0, 4x - last at Wake Forest (Sept. 23, 2023)  
**Sacks:** 1., twice - last at Wake Forest (Sept. 23, 2023)  
**Fumbles Forced:** 1 at Wake Forest (Sept. 23, 2023)  
**Interceptions:** 1 vs. Duke (Oct. 8, 2022)

**BILLY WARD**

**Tackles:** 2 at No. 6 Notre Dame (Nov. 20, 2021)  
**Solo Tackles:** 1 at No. 6 Notre Dame (Nov. 20, 2021)

**KENYATTA WATSON II**

**Tackles:** 5 at Florida State (Oct. 29, 2022)  
**Solo Tackles:** 2 at Florida State (Oct. 29, 2022)

**ANDRE WHITE, JR.**

**Tackles:** 4 at Wake Forest (Sept. 23, 2023)  
**Sacks:** 1.5 at Wake Forest (Sept. 23, 2023)  
**Tackles for Loss:** 1.5 at Wake Forest (Sept. 23, 2023)  
**Fumbles Forced:** 1 at Wake Forest (Sept. 23, 2023)

**SYLVAIN YONDJOUEN**

**Tackles:** 4, twice - last at UCF (Sept. 24, 2022)  
**Solo Tackles:** 4 at UCF (Sept. 24, 2022)  
**Tackles for Loss:** 1.5 at No. 13 North Carolina (Nov. 19, 2022)  
**Sacks:** 1.0 at No. 6 Notre Dame (Nov. 20, 2021)  
**Forced Fumbles:** 1 at No. 6 Notre Dame (Nov. 20, 2021)  
**Pass Breakups:** 1 vs. Duke (Oct. 8, 2022)



**STARTING LINEUPS, ETC.**

<b>OFFENSIVE STARTERS</b>	<b>QB</b>	<b>RB</b>	<b>WR</b>	<b>WR</b>	<b>WR</b>	<b>TE</b>	<b>LT</b>	<b>LG</b>	<b>C</b>	<b>RG</b>	<b>RT</b>
Louisville	King	Smith	Blaylock	Rutherford	Benson^	Leonard	Robinson II	Fusile	Franklin	Williams	Leftwich
South Carolina State	King	Haynes	Lane	Rutherford	Benson^	Seither	Mackenny	Fusile	Franklin	Scaglione	Williams
Ole Miss	King	Haynes	Blaylock	Rutherford	Singleton Jr.	Leonard	Mackenny	Fusile	Franklin	Scaglione	Williams
Wake Forest	King	Haynes	Boyd	Rutherford	Singleton Jr.	Leonard	Mackenny	Fusile	Franklin	Scaglione	Williams
Bowling Green											
Miami (Fla.)											
Boston College											
North Carolina											
Virginia											
Clemson											
Syracuse											
Georgia											

^ tight end

<b>DEFENSIVE STARTERS</b>	<b>DE</b>	<b>DT</b>	<b>DT</b>	<b>DE</b>	<b>LB (MAC)</b>	<b>LB (MONEY)</b>	<b>SS</b>	<b>FS</b>	<b>NIC</b>	<b>CB</b>	<b>CB</b>
Louisville	Yondjouen	Scott	Biggers	Harris	Moala	Tatum	Brooks	King	Wallace	Harvey	Johnson
South Carolina State	Kelly	Douse	Biggers	Kennard	Moala	Tatum	Brooks	King	Wallace	Harvey	Sims
Ole Miss	Kelly	Douse	Biggers	Kennard	Moala	Tatum	Brooks	King	Wallace	Harvey	Sims
Wake Forest	Scott	Douse	Biggers	Kennard	Moala	Tatum	Powell-Lee	King	Wallace	Johnson	Sims
Bowling Green											
Miami (Fla.)											
Boston College											
North Carolina											
Virginia											
Clemson											
Syracuse											
Georgia											

**GAME INFORMATION**

	<b>TECH CAPTAINS</b>	<b>COIN TOSS</b>	<b>GT KO/REC.</b>	<b>GT 1ST OFF. PLAY</b>	<b>GT 1ST POSSESSION</b>	<b>OPP. 1ST POSSESSION</b>	<b>KICKOFF TIME</b>	<b>GAME LENGTH</b>	<b>GT HELMET</b>	<b>GT JERSEY</b>	<b>GT PANTS</b>
Louisville	Leonard, Brooks	UL	Rec.	King pass 4 Rutherford	Intercepted	Field Goal	7:37	3:42	Gold	Gold	White
South Carolina State	Fusile, King	GT	KO	King pass -1 Leary	Touchdown	Interception	3:23	3:10	Gold	White	Gold
Ole Miss	Kennard, King Tatum, Franklin	OM	KO	Haynes rush 6	Blocked FG	Field Goal	6:39	3:31	White	White	White
Wake Forest	Haynes, Wallace Boyd	WF	Rec.	King pass -2 Rutherford	Punt	Field Goal	6:36	3:25	White	White	Gold
Bowling Green											
Miami (Fla.)											
Boston College											
North Carolina											
Virginia											
Clemson											
Syracuse											
Georgia											

\* touchdown

**TURNOVERS**

**GEORGIA TECH TAKEAWAYS**

<b>NO.</b>	<b>OPP.</b>	<b>QTR</b>	<b>TURNOVER</b>	<b>DEFENDER(S)</b>	<b>LED TO</b>	<b>PTS. OFF</b>
1.	UL	2	Interception	Clayton Powell-Lee	Missed FG	0
2.	SCST	1	Interception	Kyle Kennard	Interception	7
3.	SCST	3	Fumble	Kyle Kennard (F, R)	TD	7
4.	WF	2	Fumble	Chad Alexander (R)	FG	3
5.	WF	2	Interception	Jaylon King	Punt	0
6.	WF	4	Fumble	Andre White (F); Zeek Biggers (R)	FG	3
7.	WF	4	Interception	Kenan Johnson	FG	3
8.	WF	4	Interception	Jaylon King	Downs	0
					<b>Points</b>	<b>23</b>

\* Defensive touchdown

**GEORGIA TECH GIVEAWAYS**

<b>NO.</b>	<b>OPP.</b>	<b>QTR</b>	<b>TURNOVER</b>	<b>OFFENSIVE PLAYER</b>	<b>LED TO</b>	<b>PTS. OFF</b>
1.	UL	1	Interception	Haynes King	FG	3
2.	UL	4	Fumble	Haynes King	TD	7
3.	SCST	2	Fumble	Trey Cooley	Punt	0
4.	SCST	4	Interception	Zach Pyron	Downs	0
5.	WF	2	Interception	Haynes King	Punt	0
					<b>Points</b>	<b>10</b>

\* Defensive touchdown

**DRIVES**

**DRIVE CHART**

DISPLAYED GEORGIA TECH/OPPONENT

	Possessions	TDs	FGs Made	FGs Missed	Fum.	Int.	Safety	Punt	Downs	Half	Game	80+yard Drives	3 and Out
Louisville	14/13	5/4	0/4	2/0	1/0	1/1	0/0	4/4	1/0	0/0	0/0	0/1	4/5
South Carolina State	12/12	6/2	2/0	1/0	1/1	1/1	0/0	0/6	0/1	1/0	1/0	0/0	1/3
Ole Miss	11/11	3/6	1/2	1/1	0/0	0/0	0/0	2/1	3/1	1/0	1/0	1/1	1/1
Wake Forest	13/12	3/2	3/1	0/0	0/1	1/3	0/0	4/2	2/2	1/1	1/0	1/0	3/2
Bowling Green													
Miami (Fla.)													
Boston College													
North Carolina													
Virginia													
Clemson													
Syracuse													
Georgia													
<b>TOTALS</b>	<b>50/48</b>	<b>17/14</b>	<b>6/7</b>	<b>4/1</b>	<b>2/2</b>	<b>3/5</b>	<b>0/0</b>	<b>10/13</b>	<b>6/3</b>	<b>3/1</b>	<b>3/0</b>	<b>2/2</b>	<b>9/11</b>

**GEORGIA TECH SCORING DRIVES**

	QTR	TD	FG	PLAYERS	PLAY	PL	YDS	TIME
1. UL	2	X		Seither from King	2-yd pass	9	75	3:31
	2	X		Trey Cooley	1-yd rush	4	72	1:43
	2	X		Trey Cooley	23-yd rush	5	75	2:25
	2	X		Lane from King	48-yd pass	3	65	1:12
2. SCST	4	X		Singleton from King	5-yd pass	7	75	1:30
	1	X		Jamal Haynes	4-yd rush	4	15	1:38
	1	X		Blaylock from King	3-yd pass	7	60	2:28
	2	X		Singleton from King	40-yd pass	5	62	2:16
3. OM	2	X		Seither from King	8-yd pass	2	75	0:18
	3	X		Cooley from King	55-yd pass	1	55	0:11
	3	X		Aidan Birr	30-yd FG	7	55	2:11
	3	X		Trey Cooley	15-yd rush	9	74	2:56
4. WF	4	X		Aidan Birr	42-yd FG	8	35	3:42
	2	X		Aidan Birr	22-yd FG	17	90	8:26
	3	X		Haynes King	1-yd rush	9	78	3:47
	4	X		Singleton from King	15-yd pass	10	68	4:23
4. WF	4	X		Boyd from King	14-yd pass	9	75	2:06
	1	X		Singleton from King	31-yd pass	6	75	2:35
	2	X		Janneh from King	33-yd pass	7	83	3:09
	2	X		Aidan Birr	25-yd FG	4	2	0:54
4. WF	2	X		Aidan Birr	48-yd FG	5	7	2:21
	4	X		Aidan Birr	27-yd FG	7	16	3:54
	4	X		Jamal Haynes	26-yd rush	4	68	0:53

**OPPONENT SCORING DRIVES**

	QTR	TD	FG	PLAYERS	PLAY	PL	YDS	TIME
1. UL	1	X		B. Travelstead	33-yd FG	5	12	1:30
	1	X		B. Travelstead	30-yd FG	10	79	4:26
	2	X		Coleman from Plummer	9-yd pass	6	75	3:21
	3	X		B. Travelstead	22-yd FG	13	68	6:34
2. SCST	3	X		Thrash from Plummer	6-yd pass	6	65	2:49
	4	X		Thrash from Plummer	20-yd pass	7	80	2:58
	4	X		J. Jordan	74-yd rush	1	74	0:12
	4	X		B. Travelstead	38-yd FG	4	8	0:22
3. OM	2	X		K. Fields	1-yd rush	8	70	2:04
	3	X		A. Washington	1-yd rush	6	75	3:03
	1	X		C. Davis	47-yd FG	8	50	2:17
	1	X		J. Dart	1-yd rush	8	34	3:15
4. WF	3	X		U. Bentley IV	21-yd rush	5	71	2:19
	3	X		J. Dart	6-yd rush	5	28	1:38
	4	X		C. Davis	45-yd FG	7	48	2:46
	4	X		J. Watkins	68-yd pass	2	68	0:41
4. WF	4	X		Q. Judkins	1-yd rush	2	34	0:41
	4	X		M. Jones	36-yd rush	2	50	0:44
	1	X		M. Dennis	25-yd FG	14	72	6:29
	3	X		D. Claiborne	7-yd rush	12	74	4:34
4. WF	4	X		W. Grimes from M. Griffis	16-yd pass	11	75	5:21

**TOUCHDOWN DRIVES SUMMARY**

	GT	OPP
Touchdown plays of 20-plus yards	7	4
Touchdown plays of 50-plus yards	1	1
Touchdown drives of 80-plus yards	1	1
Touchdown drives of 90-plus yards	-	-
Touchdown drives of 20 yards or less	1	-
Touchdown drives of 5:00 or more	-	2
Touchdown drives of 7:00 or more	-	-
Touchdown drives of 3:00 or less	9	9
Touchdown drives of 2:00 or less	7	5
Touchdown drives of 1:00 or less	2	4
Touchdown drives of 5 plays or less	6	4
Touchdown drives of 10 plays or more	-	2
Touchdown drives of 1 play	1	1

*does not include special teams or defensive touchdowns*



**BIG PLAYS**

**GEORGIA TECH BIG PLAYS (20+ YARDS)**

NO.	OPPONENT	PLAYER(S)	PLAY	* Touchdown	
				DOWN-DIST.	YDS.
1.	Louisville	Malik Rutherford from Haynes King	Pass	2-5	55
2.		Chase Lane from Haynes King	Pass	2-6	48*
3.		Jamal Haynes from Haynes King	Pass	1-10	46
4.		Abdul Janneh from Haynes King	Pass	2-9	33
5.		Eric Singleton, Jr. from Haynes King	Pass	2-10	25
6.		Trey Cooley	Rush	1-10	23*
7.	S.C. State	Jamal Haynes	Rush	1-10	67
8.		Trey Cooley from Haynes King	Pass	1-10	55*
9.		Eric Singleton, Jr. from Haynes King	Pass	2-13	40*
10.		Jamal Haynes	KO Return		31
11.		Christian Leary from Haynes King	Pass	3-5	25
12.		Christian Leary	KO Return		24
13.		Chase Lane from Haynes King	Pass	1-10	23
14.		Dominick Blaylock from Haynes King	Pass	1-10	23
15.		Trey Cooley	Rush	1-10	21
16.		Eric Singleton, Jr. from Haynes King	Pass	2-9	20
17.		Dominick Blaylock	Punt Return		20
18.	Ole Miss	Eric Singleton, Jr. from Haynes King	Pass	3-2	51
19.		Dylan Leonard from Haynes King	Pass	2-8	23
20.		Christian Leary from Haynes King	Pass	1-10	23
21.	Wake Forest	Luke Benson from Haynes King	Pass	3-8	38
22.		Haynes King	Rush	2-3	35
23.		Abdul Janneh from Haynes King	Pass	3-5	33*
24.		Avery Boyd from Haynes King	Pass	2-8	31
25.		Eric Singleton, Jr. from Haynes King	Pass	3-6	31*
26.		Jamal Haynes	Rush	2-10	26*
27.		Jamal Haynes	Rush	1-10	24
28.		Christian Leary	KO Return		22
29.		Kenan Johnson	INT Return		21

**OPPONENT BIG PLAYS (20+ YARDS)**

NO.	OPPONENT	PLAYER(S)	PLAY	* Touchdown	
				DOWN-DIST.	YDS.
1.	Louisville	J. Jordan	Rush	1-10	74*
2.		K. Coleman, Jr. from J. Plummer	Pass	2-7	40
3.		C. Bell from J. Plummer	Pass	2-9	33
4.		J. Thrash from J. Plummer	Pass	3-3	23
5.		J. Jordan	KO Return		23
6.		J. Thrash from J. Plummer	Pass	4-4	21
7.		J. Thrash from J. Plummer	Pass	1-10	20*
8.	S.C. State	J. Howell	Rush	1-10	47
9.		R. Bailey from C. Field, Jr.	Pass	3-5	25
10.	Ole Miss	Watkins from Dart	Pass	2-10	68*
11.		J. Dart	Rush	1-10	68
12.		Wade from Dart	Pass	1-20	43
13.		Wade from Dart	Pass	2-9	40
14.		M. Jones	Rush	1-10	36*
15.		U. Bentley IV	KO Return		26
16.		Judkins from Dart	Pass	1-10	25
17.		Watkins from Dart	Pass	2-8	23
18.		U. Bentley IV	Rush	2-7	21*
19.		U. Bentley IV	KO Return		21
20.	Wake Forest	J. Ellison	Rush	2-10	29
21.		M. Griffis	Rush	2-14	27
22.		M. Griffis	Rush	3-10	24
23.		D. Claiborne	KO Return		23
24.		K. Williams	KO Return		21
25.		Morin from Griffis	Pass	2-7	20
26.		J. Ellison	Rush	2-5	20

**BIG PLAYS FROM SCRIMMAGE SUMMARY**

RUSH/CATCH	20-29	30-39	40-49	50-59	60-69	70-79	80-89	90-99	TOT
Eric Singleton, Jr.	2 (0/2)	1 (0/1)	1 (0/1)	1 (0/1)	-	-	-	-	5
Trey Cooley	2 (1/1)	-	-	1 (0/1)	-	-	-	-	3
Jamal Haynes	2 (2/0)	-	1 (0/1)	-	1 (1/0)	-	-	-	4
Abdul Janneh	-	2 (0/2)	-	-	-	-	-	-	2
Chase Lane	1 (0/1)	-	1 (0/1)	-	-	-	-	-	2
Christian Leary	2 (0/2)	-	-	-	-	-	-	-	2
Luke Benson	-	1 (0/1)	-	-	-	-	-	-	1
Dominick Blaylock	1 (0/1)	-	-	-	-	-	-	-	1
Avery Boyd	-	1 (0/1)	-	-	-	-	-	-	1
Haynes King	-	1 (1/0)	-	-	-	-	-	-	1
Dylan Leonard	1 (0/1)	-	-	-	-	-	-	-	1
Malik Rutherford	-	-	-	1 (0/1)	-	-	-	-	1
<b>Totals</b>	<b>11 (3/8)</b>	<b>6 (1/5)</b>	<b>3 (0/3)</b>	<b>3 (0/3)</b>	<b>1 (1/0)</b>	<b>-</b>	<b>-</b>	<b>-</b>	<b>24</b>
<b>Opponents</b>	<b>12 (2/10)</b>	<b>2 (1/1)</b>	<b>4 (1/3)</b>	<b>-</b>	<b>2 (1/1)</b>	<b>1 (1/0)</b>	<b>-</b>	<b>-</b>	<b>21</b>
PASSING	20-29	30-39	40-49	50-59	60-69	70-79	80-89	90-99	TOT
Haynes King	8	5	3	3	-	-	-	-	19
<b>Totals</b>	<b>8</b>	<b>5</b>	<b>3</b>	<b>3</b>	<b>-</b>	<b>-</b>	<b>-</b>	<b>-</b>	<b>19</b>
<b>Opponents</b>	<b>10</b>	<b>1</b>	<b>3</b>	<b>-</b>	<b>1</b>	<b>-</b>	<b>-</b>	<b>-</b>	<b>15</b>

**THE LAST TIME IT HAPPENED ...**
**TEAM**

	<b>GEORGIA TECH</b>	<b>OPPONENT</b>
<b>Scored 50 Points</b>	Nov. 28, 2020 vs. Duke (56)	Nov. 20, 2021 by No. 6 Notre Dame (55)
<b>Scored 50 Points, ACC Game</b>	Nov. 28, 2020 vs. Duke (56)	Oct. 2, 2021 by Pitt (52)
<b>Scored 35 Points, Half</b>	Oct. 5, 2018 at Louisville (35/2nd)	Nov. 20, 2021 by No. 6 Notre Dame (45/1st)
<b>Scored 28 Points, Quarter</b>	Sept. 1, 2023 vs. Louisville (28/2nd)	Oct. 17, 2020 by No. 1 Clemson (2nd/35)
<b>Scored 0 Points</b>	Sept. 10, 2022 vs. No. 20/17 Ole Miss	Sept. 1, 2018 by Alcorn State
<b>Scored 0 Points, Half</b>	Sept. 20, 2022 vs. Virginia (2nd)	Sept. 1, 2018 by Alcorn State (2nd)
<b>Overcame 10-Point Deficit, Win</b>	Nov. 19, 2022 vs. No. 13/11 North Carolina (17-7)	Sept. 1, 2023 by Louisville (28-13)
<b>Overcame 10-Point Halftime Deficit, Win</b>	Nov. 19, 2022 vs. No. 13/11 North Carolina (17-7)	Sept. 1, 2023 by Louisville (28-13)
<b>40-Point Margin of Victory</b>	Sept. 29, 2018 vs. Bowling Green (63-17)	Sept. 10, 2022 by No. 20/17 Ole Miss (42-0)
<b>30-39-Point Margin of Victory</b>	Sept. 9, 2023 vs. South Carolina State (48-13)	Sept. 5, 2022 by No. 4 Clemson (41-10)
<b>Scored 30 Points or more, Loss</b>	Nov. 13, 2021 vs. Boston College (30)	Oct. 5, 2018 by Louisville (31)
<b>Scored fewer than 10 Points, Win</b>	Nov. 11, 2006 at North Carolina (7-0)	Dec. 2, 2006 by Wake Forest (9-6)
<b>7 Touchdowns</b>	Nov. 28, 2020 vs. Duke (7)	Nov. 20, 2021 by No. 6 Notre Dame (7)
<b>0 Touchdowns</b>	Sept. 10, 2022 vs. No. 20/17 Ole Miss	Sept. 1, 2018 by Alcorn State
<b>5+ Rushing Touchdowns</b>	Sept. 10, 2022 vs. Western Carolina (5)	Sept. 16, 2023 by No. 17/19 Ole Miss (5)
<b>4+ Passing Touchdowns</b>	Sept. 9, 2023 vs. South Carolina State (4)	Oct. 23, 2021 by Virginia (4)
<b>Interception Return for TD</b>	Oct. 20, 2022 vs. Virginia; LaMiles Brooks (37 yards) (Brennan Armstrong pass)	Nov. 12, 2022 by Miami Kamren Kinchens (99 yards) (Zach Gibson pass)
<b>Fumble Return for TD</b>	Nov. 6, 2021 at Miami (Fla.); Jaylon King (40 yds)	Nov. 20, 2021 by No. 6 Notre Dame; Myron Tagovailoa-Amosa (70 yds)
<b>Punt Return for TD</b>	Sept. 10, 2009 vs. Clemson; Jerrard Tarrant (85 yards)	Nov. 5, 2022 by Virginia Tech; Tucker Holloway (90 yards)
<b>Blocked Punt Return for TD</b>	Sept. 27, 1997 vs. Clemson Block: Ajenavi Eziemefe; Rec: D'Jay Jones	Sept. 24, 2022 by UCF Block: Jarvis Ware; Rec: Quadric Bullard
<b>Kickoff Return for TD</b>	Nov. 13, 2021 vs. Boston College; Jahmyr Gibbs (98-yard return)	Sept. 8, 2018 by USF; Terrence Horne (98 yards) Sept. 8, 2018 by USF; Terrence Horne (97 yards)
<b>2 Non-Offensive TDs</b>	Nov. 8, 2014 at NC State (INT return, fumble return)	Nov. 5, 2022 by Virginia Tech (INT return; Punt return)
<b>4 Field Goals Made</b>	Oct. 1, 2022 at No. 24 Pitt (4)	Oct. 30, 2021 by Virginia Tech (4)
<b>3 Field Goals Missed</b>	Sept. 4, 2021 vs. Northern Illinois (3)	Oct. 19, 2019 by Miami (3)
<b>5 Field Goals Attempted</b>	Dec. 31, 2011 vs. Utah (5)	Nov. 17, 2007 by North Carolina (5)
<b>50-yard Field Goal Made</b>	Dec. 31, 2016 vs. Kentucky (Harrison Butker, 52)	Sept. 23, 2017 by Pittsburgh Alex Kessman (55 yards)
<b>Missed PAT</b>	Oct. 20, 2022 vs. Virginia	Sept. 23, 2023 by Wake Forest
<b>Missed more than 1 PAT</b>	Nov. 3, 2012 at Maryland (2)	Nov. 5, 1977 by Notre Dame (2)
<b>Made 2-Point Conversion</b>	Oct. 23, 2021 at Virginia (A. Boyd pass from J. Sims)	Sept. 25, 2021 by No. 20 UNC (C. Baker pass from S. Howell)
<b>Failed 2-Point Conversion</b>	Sept. 16, 2023 at No. 17/19 Ole Miss (Haynes King pass failed)	Sept. 1, 2023 by Louisville (Jack Plummer pass failed)
<b>Two+ 2-Point Conversions Att.</b>	Nov. 5, 2022 at Virginia Tech (2, 2 failed)	Nov. 11, 2017 by No. 17 Virginia Tech (2, 2 failed)
<b>Defensive Extra Point Scored</b>	Nov. 6, 2021 at Miami (Fla.) Juanyeh Thomas 100-yard INT return (Tyler Van Dyke pass)	None recorded
<b>Recorded Safety</b>	Sept. 18, 2021 at No. 6 Clemson J. Thomas forced Clemson fumble, fell on in own end zone	Nov. 28, 2020 by Duke GT fumbled a punt return into the endzone
<b>Blocked Field Goal</b>	Sept. 16, 2023 at No. 17/19 Ole Miss Zeek Biggers blocked Caden Davis' attempt	Sept. 16, 2023 by No. 17/19 Ole Miss Zxavian Harris blocked Aidan Birr's attempt
<b>Blocked PAT</b>	Nov. 5, 2022 at Virginia Tech (D'Quon Douse)	Oct. 23, 2021 at Virginia (N. Taylor)
<b>Blocked Punt</b>	Oct. 20, 2022 vs. Virginia Daylon Gordon blocked punt of D. Sparks	Sept. 24, 2022 by UCF Jarvis Ware blocked punt of David Shanahan
<b>Blocked 2 Kicks/Punts</b>	Oct. 20, 2022 vs. Virginia (field goal/punt)	Sept. 5, 2022 by No. 4 Clemson (2 punts)
<b>30+ First Downs</b>	Oct. 25, 2018 at Virginia Tech (35)	Oct. 29, 2022 by Florida State (32)
<b>10 (or fewer) First Downs</b>	Nov. 27, 2021 vs. No. 1 Georgia (9)	Sept. 1, 2018 by Alcorn State (9)
<b>500-599 Yards Total Offense</b>	Sept. 9, 2023 vs. South Carolina State (578)	Sept. 16, 2023 by No. 17/19 Ole Miss (550)
<b>600+ Yards Total Offense</b>	Sept. 8, 2018 at USF (602)	Oct. 29, 2022 by Florida State (642)
<b>&lt; 200 Yards Total Offense</b>	Nov. 16, 2019 vs. Virginia Tech (134)	Sept. 1, 2018 by Alcorn State (146)
<b>&lt; 100 Yards Total Offense</b>	Nov. 18, 1961 at Alabama (96)	Oct. 9, 2004 by Maryland (82)
<b>300+ Yards Total Offense, Half</b>	Sept. 1, 2023 vs. Louisville (321/1st)	Sept. 16, 2023 by No. 17/19 Ole Miss (341/2nd)
<b>&lt; 50 Yards Total Offense, Half</b>	Oct. 29, 2022 at Florida State (24/1st)	Sept. 9, 2017 by Jacksonville State (45/2nd)
<b>90 Offensive Plays</b>	Sept. 4, 2017 vs. No. 25/24 Tennessee (20T) (96)	Oct. 9, 2021 by Duke (91)
<b>50 (or fewer) Offensive Plays</b>	Nov. 2, 2019 vs. Pitt (50)	Oct. 25, 2018 by Virginia Tech (47)
<b>300-399 Yards Rushing</b>	Nov. 28, 2020 vs. Duke (377)	Sept. 10, 2022 by No. 20/17 Ole Miss (316)
<b>400+ Yards Rushing</b>	Nov. 3, 2018 at North Carolina (461)	Aug. 29, 2019 by No. 1 Clemson (411)
<b>50 Yards (or less) Rushing</b>	Nov. 27, 2004 at Georgia (24)	Sept. 23, 2017 by Pittsburgh (37)
<b>0 Yards (or less) Rushing</b>	1968 (two times – vs. Notre Dame and Navy)	Nov. 2, 2013 by Pittsburgh (-5)
<b>60+ Rushing Attempts</b>	Oct. 25, 2018 at Virginia Tech (78)	Sept. 10, 2022 by No. 20/17 Ole Miss (62)
<b>30 (or fewer) Rushing Attempts</b>	Oct. 29, 2022 at Florida State (30)	Oct. 23, 2021 by Virginia (30)
<b>25+ Pass Completions</b>	Sept. 16, 2023 at No. 17/19 Ole Miss (28)	Oct. 1, 2022 by No. 24 Pitt (26)
<b>5 (or fewer) Pass Completions</b>	Nov. 24, 2018 at No. 5 Georgia (5)	Sept. 14, 2019 by The Citadel (1)

## THE LAST TIME IT HAPPENED ...

## TEAM

	GEORGIA TECH	OPPONENT
<b>40+ Pass Attempts</b>	Sept. 16, 2023 at No. 17/19 Ole Miss (42)	Oct. 8, 2022 by Duke (42)
<b>10 (or fewer) Pass Attempts</b>	Nov. 17, 2018 vs. Virginia (OT) (8)	Sept. 14, 2019 by The Citadel (4)
<b>Threw 3 Interceptions</b>	Nov. 12, 2022 vs. Miami (4)	Sept. 23, 2023 by Wake Forest (3)
<b>300-399 Yards Passing</b>	Sept. 9, 2023 vs. South Carolina State (310)	Oct. 29, 2022 by Florida State (396)
<b>400+ Yards Passing</b>	Nov. 10, 2001 at Virginia (486)	Oct. 17, 2020 by No. 1 Clemson (500)
<b>100 (or less) Yards Passing</b>	Nov. 20, 2021 at No. 6 Notre Dame (96)	Sept. 9, 2023 by South Carolina State (95)
<b>Completed 70 Percent of Passes</b>	Sept. 9, 2023 vs. South Carolina State (.706, 24-of-34)	Oct. 9, 2021 by Duke (.759, 22-of-29)
<b>5+ Fumbles</b>	Oct. 13, 2018 vs. Duke (6)	Oct. 25, 2014 by Pittsburgh (7)
<b>4+ Fumbles Lost</b>	Sept. 23, 2017 vs. Pittsburgh (4)	Nov. 28, 2020 by Duke (4)
<b>5 Turnovers</b>	Sept. 26, 2020 vs. Syracuse (5)	Sept. 23, 2023 by Wake Forest (5)
<b>0 Turnovers</b>	Sept. 16, 2023 at No. 17/19 Ole Miss	Sept. 16, 2023 by No. 17/19 Ole Miss
<b>10 Penalties</b>	Sept. 23, 2023 at Wake Forest (14)	Oct. 29, 2022 by Florida State (13)
<b>2 (or fewer) Penalties</b>	Sept. 16, 2023 at No. 17/19 Ole Miss (0)	Nov. 30, 2019 by No. 4 Georgia (0)
<b>100+ Penalty Yards</b>	Sept. 23, 2023 at Wake Forest (142)	Oct. 29, 2022 by Florida State (104)
<b>10 (or fewer) Penalty Yards</b>	Oct. 14, 2017 vs. No. 11/10 Miami (6)	Nov. 30, 2019 by No. 4 Georgia (0)
<b>10 Punts</b>	Oct. 20, 2022 vs. Virginia (10)	Oct. 11, 2008 by Gardner-Webb (10)
<b>0 Punts</b>	Sept. 9, 2023 vs. South Carolina State	Oct. 29, 2022 by Florida State
<b>10 Third-Down Conversions</b>	Sept. 16, 2023 at No. 17/19 Ole Miss (11)	Oct. 31, 2020 by No. 4 Notre Dame (10)
<b>2+ Fourth-Down Conversions</b>	Sept. 16, 2023 at No. 17/19 Ole Miss (2)	Nov. 19, 2022 by No. 13/11 North Carolina (2-of-4)
<b>4 Fourth-Down Attempts</b>	Oct. 2, 2021 vs. Pitt (2-of-4)	Sept. 12, 2020 by Florida State (3-of-5)
<b>37:00 or higher TOP</b>	Sept. 16, 2023 at No. 17/19 Ole Miss (39:17)	Nov. 19, 2016 by Virginia (38:37)
<b>15 Tackles for Loss</b>	Sept. 1, 2007 at Notre Dame (19)	None Recorded
<b>10 Sacks</b>	Oct. 9, 1993 vs. Maryland (11)	None Recorded
<b>5 Players to Score TD</b>	Sept. 9, 2023 vs. South Carolina State (6)	Sept. 16, 2023 by No. 17/19 Ole Miss (5)
<b>4 Players to Rush for TD</b>	Oct. 9, 2020 vs. Louisville (4)	Sept. 16, 2023 by No. 17/19 Ole Miss (4)
<b>3 Players to Catch TD Pass</b>	Sept. 9, 2023 vs. South Carolina State (4)	Nov. 12, 2022 by Miami (3)
<b>2 Players to Throw TD Pass</b>	Nov. 12, 2022 vs. Miami (1 - Zach Pyron; 1 - Zach Gibson)	Sept. 5, 2022 by No. 4 Clemson (1 - DJ Uiagalelei; 1 - Cade Klubnik)
<b>15-Play+ Touchdown Drive</b>	Nov. 12, 2022 vs. Miami (15)	Oct. 31, 2020 by No. 4 Notre Dame (15)
<b>8-Minute+ Touchdown Drive</b>	Sept. 30, 2017 vs. North Carolina (8:54)	Oct. 31, 2020 by No. 4 Notre Dame (8:38)
<b>90-Yard+ Touchdown Drive</b>	Nov. 12, 2022 vs. Miami (99)	Nov. 12, 2022 by Miami (93)
<b>1-Play Touchdown Drive</b>	Nov. 3, 2018 at North Carolina (Q. Searcy 86-yd pass from T. Oliver)	Sept. 1, 2023 by Louisville (39-34) (J. Jordan 74-yard rush)
<b>Won an Overtime Game</b>	Oct. 8, 2022 vs. Duke (OT) (23-20)	Sept. 14, 2019 by The Citadel (OT) (27-24)
<b>Game Won on Final Play</b>	Oct. 24, 2015 vs. Florida State (Lance Austin 78-yard missed FG return)	Sept. 14, 2019 by The Citadel (37-yard FG in overtime)

## BOTH TEAMS COMBINED

<b>90 Points</b>	Oct. 5, 2018 at Louisville (97) (66-31)	<b>6 Field Goals</b>	Nov. 17, 2018 vs. Virginia (OT) (6)
<b>100+ Rushing Attempts</b>	Oct. 9, 2021 at Duke (101)	<b>5 Fumbles Lost</b>	Sept. 23, 2017 vs. Pittsburgh (5)
<b>20 (or fewer) Points</b>	Nov. 28, 2015 vs. Georgia (20) (13-7)	<b>4 Field Goals Missed</b>	Oct. 20, 2012 vs. Boston College (4)
<b>60 (or fewer) Rushing Att.</b>	Sept. 9, 2006 vs. Samford (51)	<b>10 Turnovers</b>	Nov. 17, 1990 at Wake Forest (10)
<b>10 (or fewer) Points</b>	Nov. 11, 2006 at North Carolina (7) (7-0)	<b>8 Field Goals Att.</b>	Nov. 17, 2007 vs. North Carolina (8)
<b>700+ Yards Passing</b>	Oct. 2, 2021 by Pitt (758)	<b>0 Turnovers</b>	Sept. 16, 2023 at Ole Miss
<b>50 Points in a Half</b>	Oct. 2, 2021 by Pitt (56)	<b>50 First Downs</b>	Oct. 23, 2021 at Virginia (60)
<b>150 (or fewer) Passing Yds.</b>	Nov. 3, 2012 at Maryland (146)	<b>20 Penalties</b>	Oct. 29, 2022 at Florida State (22)
<b>0 Points in a Half</b>	Nov. 11, 2006 at North Carolina (2nd)	<b>25 (or fewer) First Downs</b>	Oct. 18, 2008 at Clemson (24) (12-12)
<b>50 Pass Completions</b>	Oct. 23, 2021 at Virginia (56)	<b>5 (or fewer) Penalties</b>	Sept. 16, 2023 at No. 17/19 Ole Miss (5)
<b>30 Points in a Quarter</b>	Nov. 28, 2020 vs. Duke (33/2nd)	<b>1,000+ Yards Total Offense</b>	Sept. 16, 2023 at No. 17/19 Ole Miss (1,024)
<b>20 (or fewer) Completions</b>	Sept. 14, 2019 vs. The Citadel (8)	<b>200 Penalty Yards</b>	Oct. 29, 2022 at Florida State (211)
<b>10+ Touchdowns</b>	Oct. 2, 2021 by Pitt (10)	<b>500 Yds (or fewer) Total Off.</b>	Oct. 22, 2011 at Miami (473)
<b>90 Pass Attempts</b>	Oct. 26, 2002 vs. Virginia (101)	<b>25 (or fewer) Penalty Yards</b>	Oct. 22, 2011 at Miami (15)
<b>0 Touchdowns</b>	Dec. 2, 2006 vs. Wake Forest	<b>160+ Offensive Plays</b>	Sept. 19, 2020 vs. No. 14 UCF (173)
<b>30 (or fewer) Pass Att.</b>	Sept. 14, 2019 vs. The Citadel (17)	<b>15+ Punts</b>	Oct. 20, 2020 vs. Virginia (16)
<b>5 Touchdowns in a Quarter</b>	Sept. 16, 2023 vs. No. 17/19 Ole Miss (5/4th)	<b>120 (or fewer) Off. Plays</b>	Nov. 16, 2019 vs. Virginia Tech (117)
<b>5 Passes Intercepted</b>	Nov. 1, 2007 vs. Virginia Tech (5)	<b>0 Punts</b>	Dec. 5, 2009 vs. Clemson
<b>8 Touchdowns in a Half</b>	Oct. 2, 2021 by Pitt (8/1st)	<b>600+ Yards Rushing</b>	Oct. 5, 2018 at Louisville (655)
<b>10 Fumbles</b>	Oct. 13, 2018 vs. Duke (10)	<b>10 Sacks</b>	Nov. 10, 2007 at Duke (10)
		<b>150 (or fewer) Rushing Yds.</b>	Nov. 19, 2005 at Miami (150)

**THE LAST TIME IT HAPPENED ...**
**INDIVIDUAL**

	<b>GEORGIA TECH</b>	<b>OPPONENT</b>
<b>30+ Rushing Attempts</b>	Oct. 25, 2018 at Virginia Tech, Tobias Oliver (40)	Nov. 6, 2021 by Miami (Fla.), Jaylan Knighton (32)
<b>150-199 Yards Rushing</b>	Oct. 1, 2022 at No. 24 Pitt, Hassan Hall (157)	Sept. 17, 2022 by No. 20/17 Ole Miss, Zach Evans (134)
<b>200+ Yards Rushing</b>	Oct. 25, 2018 at Virginia Tech, Tobias Oliver (215)	Aug. 29, 2019 by No. 1 Clemson, Travis Etienne (205)
<b>50+ Pass Attempts</b>	Oct. 6, 2005 vs. NC State, Reggie Ball (53)	Oct. 5, 2019 by North Carolina, Sam Howell (51)
<b>40+ Pass Attempts</b>	Sept. 16, 2023 vs. No. 17/19 Ole Miss, Haynes King (41)	Oct. 1, 2022 by No. 24 Pitt, Kedon Slovis (45)
<b>25+ Pass Completions</b>	Oct. 23, 2021 at Virginia, Jeff Sims (27)	Oct. 1, 2022 by No. 24 Pitt, Kedon Slovis (26)
<b>Threw 3 Interceptions</b>	Sept. 26, 2020 vs. Syracuse, Jeff Sims (4)	Sept. 23, 2023 by Wake Forest, Mitch Griffis (3)
<b>300-399 Yards Passing</b>	Sept. 16, 2023 vs. No. 17/19 Ole Miss, Haynes King (307)	Oct. 29, 2022 by Florida State, Jordan Travis (396)
<b>400+ Yards Passing</b>	Nov. 10, 2001 at Virginia, George Godsey (486)	Oct. 17, 2020 by No. 1 Clemson, Trevor Lawrence (404)
<b>Rushed &amp; Passed for 100+ Yds.</b>	Sept. 25, 2021 vs. No. 20 UNC, Jeff Sims (128/112)	Sept. 16, 2023 by No. 17/19 Ole Miss, Jaxson Dart (136/251)
<b>Rushed &amp; Received for 100+ Yds.</b>	Nov. 14, 2013 at Clemson Robert Godhigh (126/203)	Oct. 30, 1997 by North Carolina J. Linton (138/137)
<b>300-399 Yards Total Offense</b>	Nov. 4, 2017 at Virginia, TaQuon Marshall (322)	Sept. 16, 2023 by No. 17/19 Ole Miss, Jaxson Dart (387)
<b>400+ Yards Total Offense</b>	Oct. 29, 2016 vs. Duke, Justin Thomas (459)	Oct. 6, 2012 by Clemson, Tajh Boyd (460)
<b>10+ Receptions</b>	Oct. 7, 2006 vs. Maryland, Calvin Johnson (10)	Nov. 17, 2018 by Virginia, Olamide Zaccheaus (10)
<b>100-199 Yards Receiving</b>	Nov. 12, 2022 vs. Miami, Nate McCollum (101)	Sept. 16, 2023 by No. 17/19 Ole Miss, Jordan Watkins (119)
<b>200+ Yards Receiving</b>	Oct. 4, 2008 vs. Duke, Demaryius Thomas (230)	Nov. 6, 2021 by Miami (Fla.), Charleston Rambo (210)
<b>4+ Touchdowns Scored</b>	Sept. 4, 2017 vs. No. 25/24 Tennessee (20T) TaQuon Marshall (5)	Sept. 4, 2017 by No. 25/24 Tennessee (20T) John Kelly (4)
<b>3+ Touchdowns Rushing</b>	Sept. 10, 2022 vs. Western Carolina Dontae Smith (3)	Nov. 13, 2021 by Boston College Phil Jurkovec (3)
<b>3+ Touchdowns Receiving</b>	Sept. 11, 2004 vs. Clemson, Calvin Johnson (3)	Nov. 29, 2008 by Georgia, Mohamed Massaquoi (3)
<b>4+ Touchdowns Passing</b>	Sept. 9, 2023 vs. South Carolian State, Haynes King (4)	Nov. 27, 2021 by No. 1 Georgia, Stetson Bennett (4)
<b>Rushing &amp; Receiving TDs</b>	Oct. 24, 2020 at Boston College, Ahmearan Brown (1/1)	Oct. 14, 2017 by No. 11/10 Miami, Travis Homer (1/1)
<b>Rushing &amp; Passing TDs</b>	Nov. 5, 2022 at Virginia Tech, Zach Pyron (1/1)	Nov. 16, 2019 by Virginia Tech, Hendon Hooker (1/2)
<b>Passing &amp; Receiving TDs</b>	Nov. 17, 2007 vs. North Carolina Taylor Bennett (1/1)	Nov. 18, 2017 by Duke Shaun Wilson (1/2)
<b>3 Field Goals</b>	Sept. 23, 2023 at Wake Forest Aidan Birr (3-of-3)	Sept. 1, 2023 by Louisville Brock Travelstead (4-of-4)
<b>4+ Field Goals</b>	Oct. 1, 2022 at No. 24 Pitt Gavin Stewart (4-of-4)	Sept. 1, 2023 by Louisville Brock Travelstead (4-of-4)
<b>5 Field Goal Attempts</b>	Sept. 1, 2007 vs. Notre Dame Travis Bell (5)	Oct. 30, 2021 by Virginia Tech John Parker Romo (5)
<b>Made a 50-yard Field Goal</b>	Dec. 31, 2016 vs. Kentucky, Harrison Butker (52)	Nov. 26, 2022 by No. 1 Georgia, Jack Podlesny (50)
<b>Attempted a 60-yard Field Goal</b>	Sept. 4, 2021 vs. Northern Illinois Gavin Stewart (60/miss)	Nov. 17, 2007 by North Carolina Connor Barth (63/miss)
<b>10+ Punts</b>	Oct. 20, 2022 vs. Virginia, David Shanahan (10)	None recorded
<b>60-69 yard Punt</b>	Sept. 4, 2021 vs. Northern Illinois, David Shanahan (63)	Nov. 19, 2022 by No. 13/11 North Carolina, Ben Kiernan (60)
<b>70-yard+ Punt</b>	Oct. 9, 2021 at Duke David Shanahan (71)	Sept. 4, 2017 by No. 25/24 Tennessee (20T) Trevor Daniel (70)
<b>100+ Punt Return Yards</b>	Aug. 31, 2002 vs. Vanderbilt, Kelley Rhino (110)	None recorded
<b>70-89 yard Punt Return</b>	Sept. 10, 2009 vs. Clemson Jerrard Tarrant (85 TD)	Sept. 23, 2017 by Pittsburgh Quadree Henderson (80 TD)
<b>Punt Return for a Touchdown</b>	Sept. 10, 2009 vs. Clemson, Jerrard Tarrant	Nov. 5, 2022 by Virginia Tech, Tucker Holloway
<b>90-yard+ Kickoff Return</b>	Nov. 24, 2018 at No. 5 Georgia Juanyeh Thomas (100 TD)	Sept. 8, 2018 by USF Terrence Horne (98 TD, 97 TD)
<b>Kickoff Return for a Touchdown</b>	Nov. 13, 2021 vs. Boston College Jahmyr Gibbs (98 TD)	Sept. 8, 2018 by USF Terrence Horne (98 TD, 97 TD)
<b>70-yard+ Interception Return</b>	Aug. 31, 2013 vs. Elon, Tyler Marcordes (95)	Nov. 12, 2022 by Miami, Kamren Kinchens (99)
<b>15+ Tackles</b>	Nov. 5, 2022 at Virginia Tech, Charlie Thomas (16)	Oct. 13, 2018 by Duke, Joe Giles-Harris (15)
<b>3.0+ Sacks</b>	Sept. 23, 2023 at Wake Forest, Kyle Kennard (4.0)	Oct. 12, 2019 by Duke, Victor Dimukeje (3.0)
<b>2+ Interceptions</b>	Sept. 23, 2023 at Wake Forest, Jaylon King (2)	Nov. 12, 2022 by Miami, Kamren Kinchens (3)
<b>2+ Fumble Recoveries</b>	Oct. 5, 2018 at Louisville, Charlie Thomas (2)	Nov. 21, 2019 by NC State, Larrell Murchison (2)
<b>2+ Forced Fumbles</b>	Sept. 11, 2021 vs. Kennesaw State, Jordan Domineck (2)	Nov. 20, 2021 by No. 6 Notre Dame, Isaiah Foskey (2)

**TWO PLAYERS**

	<b>GEORGIA TECH</b>	<b>OPPONENT</b>
<b>2 100-yard Rushers</b>	Nov. 28, 2020 vs. Duke Jeff Sims (108) and Jordan Mason (105)	Nov. 28, 2009 by Georgia Washaun Ealey (183) and Caleb King (166)
<b>2 100-yard Receivers</b>	Sept. 10, 2005 vs. North Carolina Damarius Bilbo (131) and Calvin Johnson (114)	Oct. 2, 2021 by Pitt Jordan Addison (117) and Taysir mack (121)
<b>100-yard Rusher &amp; Receiver</b>	Sept. 8, 2018 TaQuon Marshall (113) and Clinton Lynch (111)	Oct. 29, 2022 by Florida State Trey Benson (111) and Johnny Wilson (111)
<b>250 Comb. Yards Rushing</b>	Nov. 21, 2019 vs. NC State James Graham and Jordan Mason (270)	Aug. 29, 2019 by No. 1 Clemson Travis Etienne and Lyn-J Dixon (272)
<b>250 Comb. Yards Receiving</b>	Jan. 1, 2007 vs. West Virginia Calvin Johnson and James Johnson (254)	Oct. 23, 2021 by Virginia Dontayvion Wicks and Keytaon Thompson (257)
<b>20 Comb. Receptions</b>	Nov. 10, 2001 at Virginia Will Glover and Kerry Watkins (21)	Oct. 26, 2013 by Virginia Darius Jennings and Tim Smith (23)





	<b>LOUISVILLE</b>	<b>39</b>
	1-0, 1-0	
	<b>GEORGIA TECH</b>	<b>34</b>
	0-1,0-1	

Game 1 • Sept. 1, 2023 • Atlanta, Ga. • Mercedes-Benz Stadium (36,101)

**SCORING SUMMARY**

	1	2	3	4	F
Louisville	6	7	10	16	39
Georgia Tech	0	28	0	6	34

1st 12:13	UL	Travelstead,Bro 33 yd field goal, 5-12 1:30	LOU 3 - GT 0
00:21	UL	Travelstead,Bro 30 yd field goal, 10-79 4:26	LOU 6 - GT 0
2nd 11:50	GT	Brett Seither 2 yd pass from (Stewart, G. kick), 9-75 3:31	LOU 6 - GT 7
09:03	GT	Trey Cooley 1 yd run (Stewart, G. kick), 4-72 1:43	LOU 6 - GT 14
05:42	UL	Coleman Jr.,Kev 9 yd pass from Brown,Keith (Travelstead,Bro kick), 6-75 3:21	LOU 13 - GT 14
03:17	GT	Trey Cooley 23 yd run (Stewart, G. kick), 5-75 2:25	LOU 13 - GT 21
00:42	GT	Chase Lane 48 yd pass from (Stewart, G. kick), 3-65 1:12	LOU 13 - GT 28
3rd 08:19	UL	Travelstead,Bro 22 yd field goal, 13-68 6:34	LOU 16 - GT 28
04:41	UL	Thrash,Jamari 5 yd pass from Brown,Keith (Travelstead,Bro kick), 6-65 2:49	LOU 23 - GT 28
4th 08:08	UL	Thrash,Jamari 20 yd pass from Brown,Keith (Plummer,Jack kick failed), 7-80 2:58	LOU 29 - GT 28
03:41	UL	Jordan,Jawhar 74 yd run (Travelstead,Bro kick), 1-74 0:12	LOU 36 - GT 28
02:37	UL	Travelstead,Bro 38 yd field goal, 4-8 0:22	LOU 39 - GT 28
01:07	GT	Singleton Jr., E. 5 yd pass from (Haynes King kick failed), 7-75 1:30	LOU 39 - GT 34

**TEAM STATISTICS**

	UL	GT
First Downs.....	21	23
Rushes-Yards.....	34-227	38-175
Passing Yards.....	247	313
Pass Comp-Att-Int.....	18-31-1	19-32-1
Total Offense.....	474	488
Fumbles-Lost.....	1-0	1-1
Penalties-Yards.....	7-59	2-20
Punts-Yards (Avg./Net).....	4-185 (46.2/40.2)	4-172 (43.0/41.5)
Kickoffs-Yards (Avg./Net).....	9-573 (63.7/41.7)	5-321 (64.2/39.6)
Punt Returns (No.-Yds.-TD).....	2-6-0	3-24-0
Kickoff Returns (No.-Yds.-TD).....	1-23-0	2-35-0
Interceptions (No.-Yds.-TD).....	1-(-1)-0	1-0-0
Fumble Returns (No.-Yds.-TD).....	0-0-0	0-0-0
Time of Possession.....	29:54	30:06
Third-Down Conversions.....	1-of-11	6-of-13
Fourth-Down Conversions.....	1-of-1	0-of-1
Red-Zone Scores-Chances.....	6-6	3-5
Sacks By (No.-Yds.).....	1-10	0-0
Field Goals.....	4-4	0-2
Points Off Turnovers.....	3	0

**INDIVIDUAL STATISTICS**

**RUSHING:** UL — Jordan,Jawhar 7-96; Plummer,Jack 9-51; Turner,Maurice 7-30; Guerendo,Isaac 6-27; Calloway,Jimmy 2-14; Huggins-Bruce,A 1-11; TEAM 2-(-2).  
 GT — Haynes King 10-53; Trey Cooley 9-52; Haynes, J. 11-51; Smith, Don. 7-18; Dickens,Evan 1-1.  
**PASSING:** UL — Plummer,Jack 18-31-1 247.  
 GT — Haynes King 19-32-1 313.  
**RECEIVING:** UL — Thrash,Jamari 7-88; Coleman Jr.,Kev 3-66; Huggins-Bruce,A 3-18; Bell,Chris 2-40; Calloway,Jimmy 1-16; Guerendo,Isaac 1-13; Jordan,Jawhar 1-6.  
 GT — Rutherford, M. 5-85; Haynes, J. 4-56; Chase Lane 3-69; Reed Jr., E. 2-34; Leary,Christian 2-27; Abdul Jannah 1-33; Benson, L. 1-7; Brett Seither 1-2.  
**INTERCEPTIONS:** UL — King.  
 GT — None.  
**FUMBLE RECOVERIES:** UL — Puryear.  
 GT — Powell-Lee.  
**FORCED FUMBLES:** UL — Tell.  
 GT — K. Johnson.  
**TACKLES FOR LOSS:** UL — Tell 1.0-10; Watts 1.0-1.  
 GT — None.  
**SACKS:** UL — Tell 1.0-10.  
 GT — None.

	<b>S.C. STATE</b>	<b>13</b>
	0-3, 0-0	
	<b>GEORGIA TECH</b>	<b>48</b>
	1-1,0-1	

Game 2 • Sept. 9, 2023 • Atlanta, Ga. • Bobby Dodd Stadium (31,452)

**SCORING SUMMARY**

	1	2	3	4	F
South Carolina St.	0	6	7	0	13
Georgia Tech	14	14	17	3	48



1st 12:28	GT	Haynes, J. 4 yd run (Stewart, G. kick), 4-15 1:38	SCST 0 - GT 7
8:22	GT	Dominick Blaylock 3 yd pass from (Stewart, G. kick), 7-60 2:28	SCST 0 - GT 14
2nd 8:30	GT	Eric Singleton, Jr. 40 yd pass from (Stewart, G. kick), 5-62 2:16	SCST 0 - GT 21
0:34	SCST	Fields,Kacy 1 yd run (Zimmerman,Gavyn kick failed), 8-70 2:04	SCST 6 - GT 21
0:16	GT	Brett Seither 8 yd pass from (Stewart, G. kick), 2-75 0:18	SCST 6 - GT 28
3rd 14:42	GT	Trey Cooley 55 yd pass from (Birr,Aidan kick), 1-55 0:11	SCST 6 - GT 35
11:39	SCST	Washington,Andr 1 yd run (Zimmerman,Gavyn kick), 6-75 3:03	SCST 13 - GT 35
9:22	GT	Birr,Aidan 30 yd field goal, 7-55 2:11	SCST 13 - GT 38
0:05	GT	Trey Cooley 15 yd run (Birr,Aidan kick), 9-74 2:56	SCST 13 - GT 45
4th 9:33	GT	Birr,Aidan 42 yd field goal, 8-35 3:42	SCST 13 - GT 48

**TEAM STATISTICS**

	SCST	GT
First Downs.....	14	28
Rushes-Yards.....	42-196	33-268
Passing Yards.....	95	310
Pass Comp-Att-Int.....	10-19-1	24-34-1
Total Offense.....	291	578
Fumbles-Lost.....	2-1	1-1
Penalties-Yards.....	6-29	3-45
Punts-Yards (Avg./Net).....	6-215 (35.8/25.8)	0-0 (0/0)
Kickoffs-Yards (Avg./Net).....	3-158 (52.7/26.0)	9-585 (65.0/40.0)
Punt Returns (No.-Yds.-TD).....	0-0-0	4-60-0
Kickoff Returns (No.-Yds.-TD).....	0-0-0	2-55-0
Interceptions (No.-Yds.-TD).....	1-0-0	1-12-0
Fumble Returns (No.-Yds.-TD).....	0-0-0	0-0-0
Time of Possession.....	31:33	28:27
Third-Down Conversions.....	7-of-15	6-of-10
Fourth-Down Conversions.....	0-of-1	1-of-1
Red-Zone Scores-Chances.....	2-2	5-6
Sacks By (No.-Yds.).....	1-2	0-0
Field Goals.....	0-0	2-3
Points Off Turnovers.....	0	14

**INDIVIDUAL STATISTICS**

**RUSHING:** SCST — Howell,Jawarn 6-64; Washington,Andr 12-54; Shaw,Josh 7-32; Fields,Kacy 9-23; Smith,Tyler J. 4-18; Fields, Jr.,Cor 3-6; TEAM 1-(-1).  
 GT — Haynes, J. 9-113; Trey Cooley 10-93; Smith, Don. 5-32; Dickens,Evan 6-29; Pyron,Zach 1-4; Haynes King 1-0; Christian Leary 1-(-3).  
**PASSING:** SCST — Fields, Jr.,Cor 9-15-1-91; Washington,Andr 0-2-0-0; Franklin II,Pro 1-2-0-4.  
 GT — Haynes King 21-29-0-290; Pyron,Zach 3-5-1-20.  
**RECEIVING:** SCST — Toney,Keshawn 4-29; Bailey,Richard 3-40; Smith,Jordan 2-22; Burgess,Shamont 1-4.  
 GT — Rutherford, M. 5-60; Dominick Blaylock 4-46; Eric Singleton, Jr. 3-69; Chase Lane 3-36; Christian Leary 3-27; Trey Cooley 2-61; Haynes, J. 2-2; Brett Seither 1-8; Smith, Don. 1-1.  
**INTERCEPTIONS:** SCST — Green, Jr.  
 GT — Kennard.  
**FUMBLE RECOVERIES:** SCST — Evans.  
 GT — Kennard.  
**FORCED FUMBLES:** SCST — None.  
 GT — Kennard.  
**TACKLES FOR LOSS:** SCST — Austin 1.0-3; Burroughs 1.0-3; Kirskey 1.0-3; Doe 1.0-1; Godbolt 1.0-1; Brunson 1.0-1; Barber 0.5-1; Smith 0.5-0.  
 GT — Harris 1.0-4; Moala 1.0-2; Lockett 0.5-1; Kennard 0.5-0.  
**SACKS:** SCST — None.  
 GT — None.

	<b>GEORGIA TECH</b>	<b>23</b>
	1-2, 0-1	
	<b>#17/19 OLE MISS</b>	<b>48</b>
	3-0, 0-0	

Game 3 • Sept. 16, 2023 • Oxford, Miss. • Vaught-Hemingway Stad. (64,150)

**SCORING SUMMARY**

	1	2	3	4	F
Georgia Tech	0	3	7	13	23
Ole Miss	10	0	14	24	48

1st 12:38	OM	Davis,Caden 47 yd field goal, 8-50 2:17	GT 0 - OM 3
03:02	OM	Dart,Jaxson 1 yd run (Davis,Caden kick), 8-75 3:15	GT 0 - OM 10
2nd 01:09	GT	Birr,Aidan 22 yd field goal, 17-90 8:26	GT 3 - OM 10
3rd 09:45	OM	Bentley IV,Ullys 21 yd run (Davis,Caden kick), 5-71 2:19	GT 3 - OM 17
06:00	OM	Dart,Jaxson 6 yd run (Davis,Caden kick), 5-28 1:38	GT 3 - OM 24
02:07	GT	Haynes King 1 yd run (Birr,Aidan kick), 9-78 3:47	GT 10 - OM 24
4th 10:31	GT	Eric Singleton, Jr. 15 yd pass from Haynes King (Birr,Aidan kick), 10-68 4:23	GT 17 - OM 24
07:45	OM	Davis,Caden 45 yd field goal, 7-48 2:46	GT 17 - OM 27
05:59	OM	Watkins,Jordan 68 yd pass from Dart,Jaxson (Davis,Caden kick), 2-68 0:41	GT 17 - OM 34
03:40	OM	Judkins,Quinsho 1 yd run (Davis,Caden kick), 2-34 0:41	GT 17 - OM 41
01:34	GT	Boyd, A. 14 yd pass from Haynes King (Brett Seither pass failed), 9-75 2:06	GT 23 - OM 41
00:49	OM	Jones,Matt 36 yd run (Davis,Caden kick), 2-50 0:44	GT 23 - OM 48

**TEAM STATISTICS**

	GT	OM
First Downs.....	26	19
Rushes-Yards.....	47-167	37-299
Passing Yards.....	307	251
Pass Comp-Att-Int.....	28-42-0	10-19-0
Total Offense.....	474	550
Fumbles-Lost.....	1-0	0-0
Penalties-Yards.....	0-0	5-40
Punts-Yards (Avg./Net).....	2-78 (39.0/39.0)	1-41 (41.0/41.0)
Kickoffs-Yards (Avg./Net).....	4-254 (63.5/39.2)	9-563 (62.6/39.2)
Punt Returns (No.-Yds.-TD).....	0-0-0	0-0-0
Kickoff Returns (No.-Yds.-TD).....	1-16-0	2-47-0
Interceptions (No.-Yds.-TD).....	0-0-0	0-0-0
Fumble Returns (No.-Yds.-TD).....	0-0-0	0-0-0
Time of Possession.....	39:17	20:43
Third-Down Conversions.....	11-of-20	5-of-10
Fourth-Down Conversions.....	2-of-5	1-of-2
Red-Zone Scores-Chances.....	4-5	3-4
Sacks By (No.-Yds.).....	1-1	2-5
Field Goals.....	1-2	2-3
Points Off Turnovers.....	0	0

**INDIVIDUAL STATISTICS**

**RUSHING:** GT — Haynes, J. 19-72; Trey Cooley 13-51; Haynes King 14-42; Dickens,Evan 1-2.  
 OM — Dart,Jaxson 14-136; Judkins,Quinsho 13-78; Bentley IV,Ullys 6-61; Jones,Matt 1-36; Wade,Dayton 2-15; Sanders,Spencer 1-14.

**PASSING:** GT — Haynes King 28-41-0 307; Boyd, A. 0-1-0-0.  
 OM — Dart,Jaxson 10-18-0-251; Team 0-1-0-0.

**RECEIVING:** GT — Eric Singleton, Jr. 5-97; Christian Leary 5-64; Dominick Blaylock 4-31; Trey Cooley 4-8; Haynes, J. 3-28; Dylan Leonard 2-27; Rutherford, M. 2-17; Brett Seither 1-16; Boyd, A. 1-14; Dickens,Evan 1-5.  
 OM — Watkins,Jordan 4-119; Wade,Dayton 3-86; Judkins,Quinsho 2-27; Williams,Ayden 1-19.



**INTERCEPTIONS:** GT — None.  
 OM — None.

**FUMBLE RECOVERIES:** GT — None.  
 OM — None.

**FORCED FUMBLES:** GT — None.  
 OM — None.

**TACKLES FOR LOSS:** GT — Moala 1.0-2; Kelly 1.0-1; Douse 1.0-1.  
 OM — Washington 2.0-11; Saunders Jr. 1.0-4; Prince 1.0-2; Ukwu 1.0-2; Young 1.0-2; COleman 0.5-2; Jean-Baptiste 0.5-1.

**SACKS:** GT — Kelly 1.0-1.  
 OM — Ukwu 1.0-2; Coleman 0.5-2; Jean Baptiste 0.5-1.

	<b>GEORGIA TECH</b>	<b>30</b>
	2-2, 1-1	
	<b>WAKE FOREST</b>	<b>16</b>
	3-1, 0-1	

Game 4 • Sept. 23, 2023 • Winston-Salem, N.C. • Allegacy Stadium (32,528)

**SCORING SUMMARY**

	1	2	3	4	F
Georgia Tech	7	13	0	10	30
Wake Forest	3	0	6	7	16

1st 7:24	WF	Dennis,Matthew 25 yd field goal, 14-72 6:29	GT 0 - WF 3
4:49	GT	Eric Singleton, Jr. 31 yd pass from Haynes King (Birr,Aidan kick) 6-75 2:35, GT 7 - WF 3	
2nd 8:04	GT	Abdul Jannah 33 yd pass from Haynes King (Birr,Aidan kick), 7-83 3:09	GT 14 - WF 3
3:07	GT	Birr,Aidan 25 yd field goal, 4-2 0:54	GT 17 - WF 3
0:10	GT	Birr,Aidan 48 yd field goal, 5-7 2:21	GT 20 - WF 3
3rd 10:26	WF	Claiborne,Demon 7 yd run (Dennis,Matthew kick failed), 12-75 4:34	GT 20 - WF 9
4th 10:47	GT	Birr,Aidan 27 yd field goal, 7-22 3:54	GT 23 - WF 9
5:26	WF	Grimes,Wesley 16 yd pass from Griffis,Mitch (Dennis,Matthew kick), 11-75 5:21	GT 23 - WF 16
1:25	GT	Haynes, J. 26 yd run (Birr,Aidan kick), 4-68 0:53	GT 30 - WF 16

**TEAM STATISTICS**

	GT	WF
First Downs.....	13	29
Rushes-Yards.....	32-158	52-224
Passing Yards.....	222	162
Pass Comp-Att-Int.....	16-27-1	16-30-3
Total Offense.....	380	386
Fumbles-Lost.....	0-0	4-2
Penalties-Yards.....	14-142	2-64
Punts-Yards (Avg./Net).....	4-185 (46.2/42.0)	2-64 (32.0/32.0)
Kickoffs-Yards (Avg./Net).....	7-451 (64.4/41.7)	4-259 (64.8/42.8)
Punt Returns (No.-Yds.-TD).....	0-0-0	1-(-)0
Kickoff Returns (No.-Yds.-TD).....	2-38-0	2-44-0
Interceptions (No.-Yds.-TD).....	3-37-0	1-13-0
Fumble Returns (No.-Yds.-TD).....	1-6-0	0-0-0
Time of Possession.....	28:01	31:59
Third-Down Conversions.....	7-of-15	7-of-14
Fourth-Down Conversions.....	0-of-1	1-of-3
Red-Zone Scores-Chances.....	2-2	3-3
Sacks By (No.-Yds.).....	8-36	0-0
Field Goals.....	2-2	1-3
Points Off Turnovers.....	10	0

**INDIVIDUAL STATISTICS**

**RUSHING:** GT — Haynes, J. 18-95; Haynes King 6-53; Trey Cooley 7-12; TEAM 1-(-2).  
 WF — Ellison,Justice 18-137; Griffis,Mitch 20-44; Claiborne,Demon 13-42; Carney,Tate 1-2.

**PASSING:** GT — Haynes King 16-27-1 222  
 WF — Griffis,Mitch 16-30-3 162

**RECEIVING:** GT — Eric Singleton, Jr. 4-50; Abdul Jannah 2-47; Haynes, J. 2-13; Dominick Blaylock 2-11; Trey Cooley 2-8; Benson, L. 1-38; Boyd, A. 1-31; Christian Leary 1-14; Dylan Leonard 1-10.  
 WF — Morin,Taylor 6-63; Banks,Jahmal 6-53; Grimes,Wesley 2-27; Williams,Ke'Sha 1-11; Ellison,Justice 1-8.

**INTERCEPTIONS:** GT — J. King (2); K. Johnson.  
 WF — D. Jones.

**FUMBLE RECOVERIES:** GT — Biggers; Alexander.  
 WF — None.

**FORCED FUMBLES:** GT — Kennard; White, Jr.; Wallace.  
 WF — None.

**TACKLES FOR LOSS:** GT — Kennard 4.0-17; White, Jr. 1.5-5; Moala 1.0-8; Wallace 1.0-5; Biggers 1.0-3; Scott 0.5-2; Moore 0.5-1; Lockett 0.5-1.  
 WF — Pointer 1.5-3; Ganious 1.0-2; Slocum 1.0-2; Davis 0.5-1; Hazen 0.5-1; Games 0.5-1.

**SACKS:** GT — Kennard 4.0-17; White, Jr. 1.5-5; Moala 1.0-8; Wallace 1.0-5; Biggers 0.5-1.  
 WF — None.



**2023-24 Georgia Tech Football  
Game Results  
All games**

**Team Results**

	<b>Date</b>	<b>Opponent</b>		<b>Score</b>	<b>Overall</b>	<b>Conf</b>	<b>Time</b>	<b>Attend</b>
*	09/01/2023	vs Louisville	L	34-39	0-1	0-1	3:43	0
	09/09/2023	South Carolina St.	W	48-13	1-1	0-1	3:11	31452
	09/16/2023	at Ole Miss	L	23-48	1-2	0-1	3:32	64150
*	09/23/2023	at Wake Forest	W	30-16	2-2	1-1	3:25	32528



2023-24 Georgia Tech Football  
Overall Team Statistics  
All games

Team Statistics

	GATECH	OPP
<b>Scoring</b>	<b>135</b>	<b>116</b>
Points per game	33.8	29.0
Points Off Turnovers	24	3
<b>First Downs</b>	<b>90</b>	<b>83</b>
Rushing	39	46
Passing	47	31
Penalty	4	6
<b>Rushing Yardage</b>	<b>768</b>	<b>946</b>
Yards gained rushing	809	1008
Yards lost rushing	41	62
Rushing attempts	150	165
Average per rush	5.1	5.7
Average per game	192.0	236.5
TDs Rushing	6	9
<b>Passing Yardage</b>	<b>1152</b>	<b>755</b>
Comp-Att-Int	87-135-3	54-99-5
Average per pass	8.5	7.6
Average per catch	13.2	14.0
Average per game	288.0	188.8
TDs Passing	11	5
<b>Total offense</b>	<b>1920</b>	<b>1701</b>
Total plays	285	264
Average per play	6.7	6.4
Average per game	480.0	425.3
<b>Kick returns: #-Yards</b>	<b>7-144</b>	<b>5-114</b>
<b>Punt returns: #-Yards</b>	<b>7-84</b>	<b>3-3</b>
<b>Int returns: #-Yards</b>	<b>5-49</b>	<b>3-12</b>
<b>Kick return average</b>	<b>20.6</b>	<b>22.8</b>
<b>Punt return average</b>	<b>12.0</b>	<b>1.0</b>
<b>Int return average</b>	<b>9.8</b>	<b>4.0</b>
<b>Fumbles-Lost</b>	<b>3-2</b>	<b>7-3</b>
<b>Penalties-Yards</b>	<b>19-207</b>	<b>21-143</b>
Average per game	51.8	35.8
<b>Punts-Yards</b>	<b>9-381</b>	<b>13-505</b>
Average per punt	42.3	38.8
Net punt average	39.4	32.4
<b>Kickoffs-Yards</b>	<b>25-1611</b>	<b>25-1553</b>
Average per kick	64.4	62.1
Net kick average	40.3	39.1
<b>Time of possession / game</b>	<b>31:28</b>	<b>28:32</b>
<b>3rd-down conversion</b>	<b>30/58</b>	<b>20/50</b>
3rd-down pct	52%	40%
<b>4rd-down conversion</b>	<b>3/8</b>	<b>3/7</b>



**2023-24 Georgia Tech Football  
Overall Team Statistics  
All games**

	<b>GATECH</b>	<b>OPP</b>
4rd-down pct	38%	43%
<b>Sacks by-Yards</b>	<b>9-37</b>	<b>3-15</b>
<b>Misc Yards</b>	<b>0</b>	<b>0</b>
<b>Touchdowns scored</b>	<b>17</b>	<b>14</b>
<b>Field goals - attempts</b>	<b>6-10</b>	<b>7-8</b>
<b>On-Side kicks</b>	<b>0-2</b>	<b>0-0</b>
<b>Red-zone scores</b>	<b>(14-18) 78%</b>	<b>(14-15) 93%</b>
<b>Red-zone touchdowns</b>	<b>(10-18) 56%</b>	<b>(10-15) 67%</b>
<b>PAT-attempts</b>	<b>(15-15) 100%</b>	<b>(11-13) 85%</b>
<b>2-point conversion-attempts</b>	<b>(0-2) 0%</b>	<b>(0-1) 0%</b>
<b>Attendance</b>	<b>31452</b>	<b>96678</b>
Games / Avg per game	1/31452	2/48339
Neutral site games	-	1/0

**Score by Periods**

<b>Team</b>	<b>1st</b>	<b>2nd</b>	<b>3rd</b>	<b>4th</b>	<b>OT</b>	<b>TOT</b>
Georgia Tech	21	58	24	32	0	135
Opponents	19	13	37	47	0	116



2023-24 Georgia Tech Football  
Individual Statistics  
All games

**Rushing**

Player	gp	att	gain	loss	net	avg	td	lg	avg/g
Jamal Haynes	4	57	341	10	331	5.8	2	67	82.8
Trey Cooley	4	39	213	5	208	5.3	3	23	52.0
Haynes King	4	31	165	17	148	4.8	1	35	37.0
Dontae Smith	2	12	51	1	50	4.2	0	14	25.0
Evan Dickens	3	8	35	3	32	4.0	0	19	10.7
Zach Pyron	1	1	4	0	4	4.0	0	4	4.0
Christian Leary	4	1	0	3	-3	-3.0	0	0	-0.8
Team	4	1	0	2	-2	-2.0	0	0	-0.5
<b>Total</b>	<b>4</b>	<b>150</b>	<b>809</b>	<b>41</b>	<b>768</b>	<b>5.1</b>	<b>6</b>	<b>67</b>	<b>192.0</b>
<b>Opponents</b>	<b>4</b>	<b>165</b>	<b>1008</b>	<b>62</b>	<b>946</b>	<b>5.7</b>	<b>9</b>	<b>74</b>	<b>236.5</b>

**Passing**

Player	gp	effic	comp-att-int	pct	yds	td	lg	avg/g
Haynes King	4	163.9	84-129-2	65.1	1132	11	55	283.0
Zach Pyron	1	53.6	3-5-1	60.0	20	0	20	20.0
Avery Boyd	4	0.0	0-1-0	0.0	0	0	0	0.0
<b>Total</b>	<b>4</b>	<b>158.6</b>	<b>87-135-3</b>	<b>64.4</b>	<b>1152</b>	<b>11</b>	<b>55</b>	<b>288.0</b>
<b>Opponents</b>	<b>4</b>	<b>125.2</b>	<b>54-99-5</b>	<b>54.5</b>	<b>755</b>	<b>5</b>	<b>68</b>	<b>188.8</b>

**Receiving**

Player	gp	no.	yds	avg	td	lg	avg/g
Malik Rutherford	4	16	190	11.9	0	55	47.5
Eric Singleton, Jr.	4	14	250	17.9	4	51	62.5
Christian Leary	4	11	132	12.0	0	25	33.0
Jamal Haynes	4	11	99	9.0	0	46	24.8
Trey Cooley	4	8	74	9.3	1	55	18.5
Chase Lane	2	6	105	17.5	1	48	52.5
Dominick Blaylock	3	6	63	10.5	1	23	21.0
Dylan Leonard	3	3	37	12.3	0	23	12.3
Brett Seither	4	3	26	8.7	2	16	6.5
Abdul Janneh	3	3	80	26.7	1	33	26.7
Luke Benson	4	2	45	22.5	0	38	11.3
Avery Boyd	4	2	45	22.5	1	31	11.3
Dontae Smith	2	1	1	1.0	0	1	0.5
Evan Dickens	3	1	5	5.0	0	5	1.7
<b>Total</b>	<b>4</b>	<b>87</b>	<b>1152</b>	<b>13.2</b>	<b>11</b>	<b>55</b>	<b>288.0</b>
<b>Opponents</b>	<b>4</b>	<b>54</b>	<b>755</b>	<b>14.0</b>	<b>5</b>	<b>68</b>	<b>188.8</b>

**Punt Returns**

Player	no.	yds	avg	td	lg
Dominick Blaylock	6	66	11.0	0	20
Rodney Shelley	1	18	18.0	0	18
<b>Total</b>	<b>7</b>	<b>84</b>	<b>12.0</b>	<b>0</b>	<b>20</b>
<b>Opponents</b>	<b>3</b>	<b>3</b>	<b>1.0</b>	<b>0</b>	<b>8</b>

**Interceptions**

Player	no.	yds	avg	td	lg
Jaylon King	2	16	8.0	0	11
Kenan Johnson	1	21	21.0	0	21
Kyle Kennard	1	12	12.0	0	12
Clayton Powell-Lee	1	0	0.0	0	0
<b>Total</b>	<b>5</b>	<b>49</b>	<b>9.8</b>	<b>0</b>	<b>21</b>
<b>Opponents</b>	<b>3</b>	<b>12</b>	<b>4.0</b>	<b>0</b>	<b>13</b>

**Kick Returns**

Player	no.	yds	avg	td	lg
Christian Leary	5	97	19.4	0	24
Jamal Haynes	2	47	23.5	0	31
<b>Total</b>	<b>7</b>	<b>144</b>	<b>20.6</b>	<b>0</b>	<b>31</b>
<b>Opponents</b>	<b>5</b>	<b>114</b>	<b>22.8</b>	<b>0</b>	<b>26</b>

**Fumble Returns**

Player	no.	yds	avg	td	lg
Zeek Biggers	1	6	6.0	0	6
Kyle Kennard	1	0	0.0	0	0
Chad Alexander	1	0	0.0	0	0
<b>Total</b>	<b>3</b>	<b>6</b>	<b>2.0</b>	<b>0</b>	<b>6</b>
<b>Opponents</b>	<b>2</b>	<b>0</b>	<b>0.0</b>	<b>0</b>	<b>0</b>



**2023-24 Georgia Tech Football  
Individual Statistics  
All games**

**Scoring**

Player	td	fg	PAT						pts
			kick	rush	rcv	pass	dxp	saf	
Aidan Birr	-	6-7	7-7	-	-	-	-	-	25
Trey Cooley	4	-	-	-	-	-	-	-	24
Eric Singleton, Jr.	4	-	-	-	-	-	-	-	24
Brett Seither	2	-	-	-	-	-	-	-	12
Jamal Haynes	2	-	-	-	-	-	-	-	12
Gavin Stewart	-	0-3	8-8	-	-	-	-	-	8
Chase Lane	1	-	-	-	-	-	-	-	6
Dominick Blaylock	1	-	-	-	-	-	-	-	6
Avery Boyd	1	-	-	-	-	-	-	-	6
Haynes King	1	-	-	-	-	-	-	-	6
Abdul Janneh	1	-	-	-	-	-	-	-	6
<b>Total</b>	<b>17</b>	<b>6-10</b>	<b>15-15</b>	<b>0</b>	<b>0</b>	<b>0</b>	<b>0</b>	<b>0</b>	<b>135</b>
<b>Opponents</b>	<b>14</b>	<b>7-8</b>	<b>11-13</b>	<b>0</b>	<b>0</b>	<b>0</b>	<b>0</b>	<b>0</b>	<b>116</b>

**Field Goals**

Player	fg	pct.	01-19	20-29	30-39	40-49	50-99	lg	blk
Aidan Birr	6-7	85.7	0-0	3-3	1-1	2-3	0-0	48	1
Gavin Stewart	0-3	0.0	0-0	0-0	0-1	0-1	0-1	0	0
<b>Opponents</b>	<b>7-8</b>	<b>87.5</b>	<b>0-0</b>	<b>2-2</b>	<b>3-3</b>	<b>2-2</b>	<b>0-1</b>	<b>47</b>	<b>1</b>

**FG Sequence**

Team Name	Georgia Tech	Opponents
Louisville	54,33	(33),(30),(22),(38)
South Carolina St.	47,(30),(42)	
Ole Miss	43,(22)	(47),(45),55
Wake Forest	(25),(48),(27)	(25)

Numbers in (parentheses) indicate field goal was made

**Total Offense**

Player	g	plays	rush	pass	total	avg/g
Haynes King	4	160	148	1132	1280	320.0
Jamal Haynes	4	57	331	0	331	82.8
Trey Cooley	4	39	208	0	208	52.0
Dontae Smith	2	12	50	0	50	25.0
Evan Dickens	3	8	32	0	32	10.7
Zach Pyron	1	6	4	20	24	24.0
Christian Leary	4	1	-3	0	-3	-0.8
Team	4	0	-2	0	-2	-0.5
<b>Total</b>	<b>4</b>	<b>285</b>	<b>768</b>	<b>1152</b>	<b>1920</b>	<b>480.0</b>
<b>Opponents</b>	<b>4</b>	<b>264</b>	<b>946</b>	<b>755</b>	<b>1701</b>	<b>425.3</b>

**Punting**

Player	no.	yds	avg	lg	tb	fc	i20	50+	blk
David Shanahan	8	341	42.6	51	1	4	3	2	0
Joshua Taylor	1	40	40.0	40	0	0	0	0	0
<b>Total</b>	<b>9</b>	<b>381</b>	<b>42.3</b>	<b>51</b>	<b>1</b>	<b>4</b>	<b>3</b>	<b>2</b>	<b>0</b>
<b>Opponents</b>	<b>13</b>	<b>505</b>	<b>38.8</b>	<b>48</b>	<b>0</b>	<b>4</b>	<b>1</b>	<b>0</b>	<b>0</b>

**Kickoffs**

Player	no.	yds	avg	tb	ob	retn	net	ydln
Gavin Stewart	25	1611	64.4	20	0			
<b>Total</b>	<b>25</b>	<b>1611</b>	<b>64.4</b>	<b>20</b>	<b>0</b>	<b>5</b>	<b>40.3</b>	<b>24</b>
<b>Opponents</b>	<b>25</b>	<b>1553</b>	<b>62.1</b>	<b>13</b>	<b>1</b>	<b>7</b>	<b>39.1</b>	<b>25</b>



2023-24 Georgia Tech Football  
Individual Statistics  
All games

All Purpose

Player	g	rush	rcv	pr	kr	ir	total	avg/g
Jamal Haynes	4	331	99	0	47	0	477	119.3
Trey Cooley	4	208	74	0	0	0	282	70.5
Eric Singleton, Jr.	4	0	250	0	0	0	250	62.5
Christian Leary	4	-3	132	0	97	0	226	56.5
Malik Rutherford	4	0	190	0	0	0	190	47.5
Haynes King	4	148	0	0	0	0	148	37.0
Dominick Blaylock	3	0	63	66	0	0	129	43.0
Chase Lane	2	0	105	0	0	0	105	52.5
Abdul Janneh	3	0	80	0	0	0	80	26.7
Dontae Smith	2	50	1	0	0	0	51	25.5
Luke Benson	4	0	45	0	0	0	45	11.3
Avery Boyd	4	0	45	0	0	0	45	11.3
Dylan Leonard	3	0	37	0	0	0	37	12.3
Evan Dickens	3	32	5	0	0	0	37	12.3
Brett Seither	4	0	26	0	0	0	26	6.5
Kenan Johnson	4	0	0	0	0	21	21	5.3
Rodney Shelley	4	0	0	18	0	0	18	4.5
Jaylon King	4	0	0	0	0	16	16	4.0
Kyle Kennard	4	0	0	0	0	12	12	3.0
Zach Pyron	1	4	0	0	0	0	4	4.0
Team	4	-2	0	0	0	0	-2	-0.5
<b>Total</b>	<b>4</b>	<b>768</b>	<b>1152</b>	<b>84</b>	<b>144</b>	<b>49</b>	<b>2197</b>	<b>549.3</b>
<b>Opponents</b>	<b>4</b>	<b>946</b>	<b>755</b>	<b>3</b>	<b>114</b>	<b>12</b>	<b>1830</b>	<b>457.5</b>





**2023-24 Georgia Tech Football  
Overall Defense Statistics  
All games**

**Team Defense**

##	Player	gp	Tackles				tfl/yds	Sacks	Pass defense			Fumbles		blkd	
			ua	a	tot	no-yds		int-yds	brup	qbh	fr-yds	ff	kick	saf	
9	Kyle Kennard	4	13	11	24	4.5-17	4-17	1-12	.	.	1-0	2	.	.	
14	Jaylon King	4	12	7	19	.	.	2-16	2	.	.	.	1	.	
5	Clayton Powell-Lee	4	8	10	18	.	.	1-0	1	.	.	.	.	.	
7	Trenilyas Tatum	4	5	12	17	.	.	.	1	.	.	.	.	.	
8	Makius Scott	4	8	8	16	0.5-2	.	.	1	.	.	.	.	.	
16	KJ Wallace	4	10	6	16	1-5	1-5	.	4	.	.	1	.	.	
44	Kyle Efford	4	6	8	14	.	.	.	.	1	.	.	.	.	
97	Eddie Kelly	4	4	10	14	1-1	1-1	.	.	.	.	.	.	.	
1	LaMiles Brooks	4	5	9	14	.	.	.	1	.	.	.	.	.	
0	Myles Sims	4	6	7	13	.	.	.	1	.	.	.	.	.	
88	Zeek Biggers	4	2	11	13	1-3	0.5-1	.	2	.	1-6	.	1	.	
10	Kenan Johnson	4	9	4	13	.	.	1-21	.	1	.	1	.	.	
13	Paul Moala	4	6	5	11	3-12	1-8	.	1	1	.	.	.	.	
99	D'Quan Douse	4	1	10	11	1-1	.	.	.	.	.	.	.	.	
4	Braelen Oliver	3	3	7	10	1-1	.	.	.	.	.	.	.	.	
55	Horace Lockett	2	.	8	8	1-2	.	.	.	.	.	.	.	.	
11	Kevin Harris	4	3	5	8	1-4	.	.	.	1	.	.	.	.	
18	Ahmari Harvey	3	5	1	6	.	.	.	1	.	.	.	.	.	
3	Andre White Jr.	2	1	5	6	1.5-5	1.5-5	.	.	.	.	1	.	.	
43	Noah Collins	2	1	4	5	.	.	.	.	.	.	.	.	.	
27	Josh Robinson	4	2	3	5	.	.	.	.	.	.	.	.	.	
95	Jason Moore	4	2	2	4	0.5-1	.	.	.	.	.	.	.	.	
15	Sirad Bryant	4	1	1	2	.	.	.	.	.	.	.	.	.	
25	Taye Seymore	2	1	1	2	.	.	.	.	.	.	.	.	.	
45	Ashton Heflin	1	1	.	1	.	.	.	.	.	.	.	.	.	
2	Kenyatta Watson	3	1	.	1	.	.	.	.	.	.	.	.	.	
75	Jakiah Leftwich	4	1	.	1	.	.	.	.	.	.	.	.	.	
6	Etinosa Reuben	4	.	1	1	.	.	.	.	.	.	.	.	.	
9	Avery Boyd	4	1	.	1	.	.	.	.	.	.	.	.	.	
21	Omar Daniels	4	1	.	1	.	.	.	1	.	.	.	.	.	
27	Chad Alexander	2	.	.	.	.	.	.	.	.	1-0	.	.	.	
25	James BlackStrain	1	.	.	.	.	.	.	.	1	.	.	.	.	
<b>Totals</b>		<b>4</b>	<b>119</b>	<b>156</b>	<b>275</b>	<b>17-54</b>	<b>9-37</b>	<b>5-49</b>	<b>16</b>	<b>5</b>	<b>3-6</b>	<b>5</b>	<b>2</b>	<b>0</b>	
Opponents		4	163	124	287	21-58	3-15	3-12	12	12	2-0	2	1	0	



2023-24 Georgia Tech Football  
Passing Game-by-Game  
All games

#5 Zach Pyron	Comp	Att	Int	Pct	Yards	TD	Long	Sacked	Effic.
South Carolina St.	3	5	1	60.0	20	0	20	0-0	53.6
<b>Totals</b>	<b>3</b>	<b>5</b>	<b>1</b>	<b>60.0</b>	<b>20</b>	<b>0</b>	<b>20</b>	<b>0-0</b>	<b>53.6</b>

#9 Avery Boyd	Comp	Att	Int	Pct	Yards	TD	Long	Sacked	Effic.
Ole Miss	0	1	0	0.0	0	0	0	0-0	0.0
<b>Totals</b>	<b>0</b>	<b>1</b>	<b>0</b>	<b>0.0</b>	<b>0</b>	<b>0</b>	<b>0</b>	<b>0-0</b>	<b>0.0</b>

#10 Haynes King	Comp	Att	Int	Pct	Yards	TD	Long	Sacked	Effic.
Louisville	19	32	1	59.4	313	3	55	1-10	166.2
South Carolina St.	21	29	0	72.4	290	4	55	0-0	201.9
Ole Miss	28	41	0	68.3	307	2	51	2-5	147.3
Wake Forest	16	27	1	59.3	222	2	38	0-0	145.4
<b>Totals</b>	<b>84</b>	<b>129</b>	<b>2</b>	<b>65.1</b>	<b>1132</b>	<b>11</b>	<b>55</b>	<b>3-15</b>	<b>163.9</b>



2023-24 Georgia Tech Football  
Rushing/Receiving Game-by-Game  
All games

**Rushing**

Player	No-Yds/TD	LOU	SCSt	OM	WF
Jamal Haynes	57-331/2	11-51/0	9-113/1	19-72/0	18-95/1
Trey Cooley	39-208/3	9-52/2	10-93/1	13-51/0	7-12/0
Haynes King	31-148/1	10-53/0	1-0/0	14-42/1	6-53/0
Dontae Smith	12-50/0	7-18/0	5-32/0	DNP	DNP
Evan Dickens	8-32/0	1-1/0	6-29/0	1-2/0	DNP
Zach Pyron	1-4/0	DNP	1-4/0	DNP	DNP
Christian Leary	1--3/0	-	1--3/0	-	-

**Receiving**

Player	No-Yds/TD	LOU	SCSt	OM	WF
Malik Rutherford	16-190/0	5-85/0	5-60/0	4-34/0	2-11/0
Eric Singleton, Jr.	14-250/4	2-34/1	3-69/1	5-97/1	4-50/1
Christian Leary	11-132/0	2-27/0	3-27/0	5-64/0	1-14/0
Jamal Haynes	11-99/0	4-56/0	2-2/0	3-28/0	2-13/0
Trey Cooley	8-74/1	-	2-61/1	4-5/0	2-8/0
Chase Lane	6-105/1	3-69/1	3-36/0	DNP	DNP
Dominick Blaylock	6-63/1	-	4-46/1	2-17/0	DNP
Abdul Jannah	3-80/1	1-33/0	-	DNP	2-47/1
Dylan Leonard	3-37/0	DNP	-	2-27/0	1-10/0
Brett Seither	3-26/2	1-2/1	1-8/1	1-16/0	-
Avery Boyd	2-45/1	-	-	1-14/1	1-31/0
Luke Benson	2-45/0	1-7/0	-	-	1-38/0
Evan Dickens	1-5/0	-	-	1-5/0	DNP
Dontae Smith	1-1/0	-	1-1/0	DNP	DNP



**2023-24 Georgia Tech Football**  
**Total Tackles Game-by-Game**  
**All games**

**Total Tackles**

Player	S-A	Total	LOU	SCSt	OM	WF
Kyle Kennard	13-11	24	5-3	3-2	1-2	4-4
Jaylon King	12-7	19	7-1	1-2	0-3	4-1
Clayton Powell-Lee	8-10	18	3-2	0-1	1-3	4-4
Trenilyas Tatum	5-12	17	2-6	1-1	1-2	1-3
KJ Wallace	10-6	16	3-1	1-0	2-4	4-1
Makius Scott	8-8	16	3-0	0-1	2-3	3-4
Kyle Efford	6-8	14	1-0	3-4	2-3	0-1
LaMiles Brooks	5-9	14	0-1	0-3	4-5	1-0
Eddie Kelly	4-10	14	1-0	2-7	1-0	0-3
Kenan Johnson	9-4	13	3-0	1-0	1-2	4-2
Myles Sims	6-7	13	-	0-1	0-2	6-4
Zeek Biggers	2-11	13	1-0	1-2	-	0-9
Paul Moala	6-5	11	2-1	2-1	1-3	1-0
D'Quan Douse	1-10	11	-	0-3	1-7	-
Braelen Oliver	3-7	10	DNP	3-2	0-2	0-3
Kevin Harris	3-5	8	2-2	1-0	0-1	0-2
Horace Lockett	0-8	8	DNP	0-2	DNP	0-6
Ahmari Harvey	5-1	6	2-1	1-0	2-0	DNP
Andre White Jr.	1-5	6	DNP	0-2	DNP	1-3
Josh Robinson	2-3	5	1-1	1-1	-	0-1
Noah Collins	1-4	5	0-1	1-3	DNP	DNP
Jason Moore	2-2	4	1-0	0-1	-	1-1
Sirad Bryant	1-1	2	-	1-1	-	-
Taye Seymore	1-1	2	DNP	0-1	DNP	1-0
Kenyatta Watson	1-0	1	1-0	-	DNP	-
Avery Boyd	1-0	1	-	-	-	1-0
Omar Daniels	1-0	1	1-0	-	-	-
Ashton Heflin	1-0	1	DNP	DNP	1-0	DNP
Jakiah Leftwich	1-0	1	1-0	-	-	-
Etinosa Reuben	0-1	1	-	0-1	-	-



2023-24 Georgia Tech Football  
Team Game-by-Game  
All games

Date	Opponent	Rushing				Receiving				Passing				Kick Returns				Punt Returns				tot off		
		no.	yds	td	lg	no.	yds	td	lg	cmp	att	int	yds	td	lg	no.	yds	td	lg	no.	yds		td	lg
09/01/2023	vs Louisville	38	175	2	23	19	313	3	55	19	32	1	313	3	55	2	35	0	18	3	24	0	11	488
09/09/2023	South Carolina St.	33	268	2	67	24	310	4	55	24	34	1	310	4	55	2	55	0	31	4	60	0	20	578
09/16/2023	at Ole Miss	47	167	1	15	28	307	2	51	28	42	0	307	2	51	1	16	0	16	0	0	0	0	474
09/23/2023	at Wake Forest	32	158	1	35	16	222	2	38	16	27	1	222	2	38	2	38	0	22	0	0	0	0	380
<b>Georgia Tech</b>		<b>150</b>	<b>768</b>	<b>6</b>	<b>67</b>	<b>87</b>	<b>1152</b>	<b>11</b>	<b>55</b>	<b>87</b>	<b>135</b>	<b>3</b>	<b>1152</b>	<b>11</b>	<b>55</b>	<b>7</b>	<b>144</b>	<b>0</b>	<b>31</b>	<b>7</b>	<b>84</b>	<b>0</b>	<b>20</b>	<b>1920</b>
<b>Opponents</b>		<b>165</b>	<b>946</b>	<b>9</b>	<b>74</b>	<b>54</b>	<b>755</b>	<b>5</b>	<b>68</b>	<b>54</b>	<b>99</b>	<b>5</b>	<b>755</b>	<b>5</b>	<b>68</b>	<b>5</b>	<b>114</b>	<b>0</b>	<b>26</b>	<b>3</b>	<b>3</b>	<b>0</b>	<b>8</b>	<b>1701</b>

Georgia Tech Averages

Games	Avg/ rush	Avg/ catch	Pass effc	KR avg	PR avg	All purpose avg/game	Total offense avg/game
4	5.1	13.2	158.6	20.6	12.0	549.3	480.0

Date	Opponent	Tackles			Sacks	Fumble	Pass Defense			blkd	PAT attempts			off				
		ua	a	total	tfl-yds	no-yds	ff	fr-yds	int-yds	qbh	brup	kick	kick	rush	rcv	saf	t/o	pts
09/01/2023	vs Louisville	40	20	60	0.0-0	0-0	1	0-0	1-0	2	4	0	4-4	0	0	0	0	34
09/09/2023	South Carolina St.	23	42	65	4.0-8	0-0	1	1-0	1-12	0	2	1	6-6	0	0	0	14	48
09/16/2023	at Ole Miss	20	42	62	3.0-4	1-1	0	0-0	0-0	2	5	1	2-2	0	0	0	0	23
09/23/2023	at Wake Forest	36	52	88	10.0-42	8-36	3	2-6	3-37	1	5	0	3-3	0	0	0	10	30
<b>Georgia Tech</b>		<b>119</b>	<b>156</b>	<b>275</b>	<b>17.0-54</b>	<b>9-37</b>	<b>5</b>	<b>3-6</b>	<b>5-49</b>	<b>5</b>	<b>16</b>	<b>2</b>	<b>15-15</b>	<b>0</b>	<b>0</b>	<b>0</b>	<b>24</b>	<b>135</b>
<b>Opponents</b>		<b>163</b>	<b>124</b>	<b>287</b>	<b>21.0-58</b>	<b>3-15</b>	<b>2</b>	<b>2-0</b>	<b>3-12</b>	<b>12</b>	<b>12</b>	<b>1</b>	<b>11-13</b>	<b>0</b>	<b>0</b>	<b>0</b>	<b>3</b>	<b>116</b>

Date	Opponent	Punting										Field Goals			Kickoffs			
		no.	yds	avg	long	blkd	tb	fc	50+	i20	md-att	long	blkd	no.	yds	avg	tb	ob
09/01/2023	vs Louisville	4	172	43.0	50	0	0	2	1	3	0-2	0	0	5	321	64.2	4	0
09/09/2023	South Carolina St.	0	0	0.0	0	0	0	0	0	0	2-3	42	0	9	585	65.0	9	0
09/16/2023	at Ole Miss	2	78	39.0	40	0	0	0	0	0	1-2	22	1	4	254	63.5	2	0
09/23/2023	at Wake Forest	3	131	43.7	51	0	1	2	1	0	3-3	48	0	7	451	64.4	5	0
<b>Georgia Tech</b>		<b>9</b>	<b>381</b>	<b>42.3</b>	<b>51</b>	<b>0</b>	<b>1</b>	<b>4</b>	<b>2</b>	<b>3</b>	<b>6-10</b>	<b>48</b>	<b>1</b>	<b>25</b>	<b>1611</b>	<b>64.4</b>	<b>20</b>	<b>0</b>
<b>Opponents</b>		<b>13</b>	<b>505</b>	<b>38.8</b>	<b>48</b>	<b>0</b>	<b>0</b>	<b>4</b>	<b>0</b>	<b>1</b>	<b>7-8</b>	<b>47</b>	<b>1</b>	<b>25</b>	<b>1553</b>	<b>62.1</b>	<b>13</b>	<b>1</b>



**2023-24 Georgia Tech Football  
Opponents Game-by-Game  
All games**

Date	Opponent	Rushing				Receiving				Passing				Kick Returns				Punt Returns				tot off		
		no.	yds	td	lg	no.	yds	td	lg	cmp	att	int	yds	td	lg	no.	yds	td	lg	no.	yds		td	lg
09/01/2023	vs Louisville	34	227	1	74	18	247	3	40	18	31	1	247	3	40	1	23	0	23	2	6	0	8	474
09/09/2023	South Carolina St.	42	196	2	47	10	95	0	25	10	19	1	95	0	25	0	0	0	0	0	0	0	0	291
09/16/2023	at Ole Miss	37	299	5	68	10	251	1	68	10	19	0	251	1	68	2	47	0	26	0	0	0	0	550
09/23/2023	at Wake Forest	52	224	1	29	16	162	1	20	16	30	3	162	1	20	2	44	0	23	1	-3	0	0	386
<b>Opponents</b>		<b>165</b>	<b>946</b>	<b>9</b>	<b>74</b>	<b>54</b>	<b>755</b>	<b>5</b>	<b>68</b>	<b>54</b>	<b>99</b>	<b>5</b>	<b>755</b>	<b>5</b>	<b>68</b>	<b>5</b>	<b>114</b>	<b>0</b>	<b>26</b>	<b>3</b>	<b>3</b>	<b>0</b>	<b>8</b>	<b>1701</b>
<b>Georgia Tech</b>		<b>150</b>	<b>768</b>	<b>6</b>	<b>67</b>	<b>87</b>	<b>1152</b>	<b>11</b>	<b>55</b>	<b>87</b>	<b>135</b>	<b>3</b>	<b>1152</b>	<b>11</b>	<b>55</b>	<b>7</b>	<b>144</b>	<b>0</b>	<b>31</b>	<b>7</b>	<b>84</b>	<b>0</b>	<b>20</b>	<b>1920</b>

**Opponents Averages**

Games	Avg/ rush	Avg/ catch	Pass effc	KR avg	PR avg	All purpose avg/game	Total offense avg/game
4	5.7	14.0	125.2	22.8	1.0	457.5	425.3

Date	Opponent	ua	Tackles			Sacks	Fumble		Pass Defense			blkd kick	PAT attempts			off		
			a	total	tfl-yds		no-yds	ff	fr-yds	int-yds	qbh		brup	kick	rush	rcv	saf	t/o
09/01/2023	vs Louisville	53	6	59	2.0-11	1-10	1	1-0	1--1	3	2	0	3-3	0	0	0	3	39
09/09/2023	South Carolina St.	39	26	65	7.0-13	0-0	0	1-0	1-0	0	4	0	1-2	0	0	0	0	13
09/16/2023	at Ole Miss	41	56	97	7.0-24	2-5	1	0-0	0-0	7	4	1	6-6	0	0	0	0	48
09/23/2023	at Wake Forest	30	36	66	5.0-10	0-0	0	0-0	1-13	2	2	0	1-2	0	0	0	0	16
<b>Opponents</b>		<b>163</b>	<b>124</b>	<b>287</b>	<b>21.0-58</b>	<b>3-15</b>	<b>2</b>	<b>2-0</b>	<b>3-12</b>	<b>12</b>	<b>12</b>	<b>1</b>	<b>11-13</b>	<b>0</b>	<b>0</b>	<b>0</b>	<b>3</b>	<b>116</b>
<b>Georgia Tech</b>		<b>119</b>	<b>156</b>	<b>275</b>	<b>17.0-54</b>	<b>9-37</b>	<b>5</b>	<b>3-6</b>	<b>5-49</b>	<b>5</b>	<b>16</b>	<b>2</b>	<b>15-15</b>	<b>0</b>	<b>0</b>	<b>0</b>	<b>24</b>	<b>135</b>

Date	Opponent	Punting										Field Goals			Kickoffs			
		no.	yds	avg	long	blkd	tb	fc	50+	i20	md-att	long	blkd	no.	yds	avg	tb	ob
09/01/2023	vs Louisville	4	185	46.3	48	0	0	1	0	0	4-4	38	0	9	573	63.7	4	0
09/09/2023	South Carolina St.	6	215	35.8	44	0	0	1	0	0	0-0	0	0	3	158	52.7	1	0
09/16/2023	at Ole Miss	1	41	41.0	41	0	0	1	0	0	2-3	47	1	9	563	62.6	6	1
09/23/2023	at Wake Forest	2	64	32.0	48	0	0	1	0	1	1-1	25	0	4	259	64.8	2	0
<b>Opponents</b>		<b>13</b>	<b>505</b>	<b>38.8</b>	<b>48</b>	<b>0</b>	<b>0</b>	<b>4</b>	<b>0</b>	<b>1</b>	<b>7-8</b>	<b>47</b>	<b>1</b>	<b>25</b>	<b>1553</b>	<b>62.1</b>	<b>13</b>	<b>1</b>
<b>Georgia Tech</b>		<b>9</b>	<b>381</b>	<b>42.3</b>	<b>51</b>	<b>0</b>	<b>1</b>	<b>4</b>	<b>2</b>	<b>3</b>	<b>6-10</b>	<b>48</b>	<b>1</b>	<b>25</b>	<b>1611</b>	<b>64.4</b>	<b>20</b>	<b>0</b>



**2023-24 Georgia Tech Football  
Team Game-by-Game Comparison  
All games**

Opponent	Score	First Downs				Rushing Number-Yards	Passing		Total Offense Plays-Yards	Return Yards	Turn- Overs
		Total	Rush	Pass	Pen		Comp-Att.-Int	Yards			
Louisville	34-39	23 / 21	11 / 11	10 / 9	2 / 1	38-175 / 34-227	19-32-1 / 18-31-1	313 / 247	70-488 / 65-474	59 / 28	2 / 1
South Carolina St.	48-13	28 / 14	14 / 7	12 / 6	2 / 1	33-268 / 42-196	24-34-1 / 10-19-1	310 / 95	67-578 / 61-291	127 / 0	2 / 2
Ole Miss	23-48	26 / 19	10 / 11	16 / 8	0 / 0	47-167 / 37-299	28-42-0 / 10-19-0	307 / 251	89-474 / 56-550	16 / 47	0 / 0
Wake Forest	30-16	13 / 29	4 / 17	9 / 8	0 / 4	32-158 / 52-224	16-27-1 / 16-30-3	222 / 162	59-380 / 82-386	81 / 54	1 / 5
<b>Totals</b>	<b>135-116</b>	<b>90 / 83</b>	<b>39 / 46</b>	<b>47 / 31</b>	<b>4 / 6</b>	<b>150-768 / 165-946</b>	<b>87-135-3 / 54-99-5</b>	<b>1152 / 755</b>	<b>285-1920 / 264-1701</b>	<b>283 / 129</b>	<b>5 / 8</b>

Opponents	3rd Down Conversion	4th Down Conversion	Time of Possession	TOP Margin	Avg Yds/Rush	Avg Yds/Pass	Avg Yds/Play	Punting Number-Avg	Penalties Number-Yards	Sacks
Louisville	6-13 / 1-11	0-1 / 1-1	30:06 / 29:54	00:12	4.6 / 6.7	9.8 / 8.0	7.0 / 7.3	4-43.0 / 4-46.3	2-20.0 / 7-59.0	0 / 1
South Carolina St.	6-10 / 7-15	1-1 / 0-1	28:27 / 31:33	-03:06	8.1 / 4.7	9.1 / 5.0	8.6 / 4.8	0-0.0 / 6-35.8	3-45.0 / 7-29.0	0 / 0
Ole Miss	11-20 / 5-10	2-5 / 1-2	39:17 / 20:43	18:34	3.6 / 8.1	7.3 / 13.2	5.3 / 9.8	2-39.0 / 1-41.0	0-0.0 / 5-40.0	1 / 2
Wake Forest	7-15 / 7-14	0-1 / 1-3	28:01 / 31:59	-03:58	4.9 / 4.3	8.2 / 5.4	6.4 / 4.7	3-43.7 / 2-32.0	14-142.0 / 2-15.0	8 / 0
<b>Totals</b>	<b>30-58 / 20-50</b>	<b>3-8 / 3-7</b>	<b>125:51 / 114:09</b>	<b>11:42</b>	<b>5.1 / 5.7</b>	<b>8.5 / 7.6</b>	<b>6.7 / 6.4</b>	<b>9-42.3 / 13-38.8</b>	<b>19-207.0 / 21-143.0</b>	<b>9 / 3</b>

Note: Game totals are displayed in the format TEAM/OPPONENT for each category



**2023-24 Georgia Tech Football**  
**By Quarter Statistics**  
**All games**

**3rd-Down Conversions**

Date	Opponent	Score	Overall		1st Qtr		2nd Qtr		3rd Qtr		4th Qtr		Overtime	
09/01/2023	vs Louisville	L 34-39	6-13	46.2	1-4	25.0	2-2	100.0	0-2	0.0	3-5	60.0	0-0	0.0
09/09/2023	South Carolina St.	W 48-13	6-10	60.0	3-3	100.0	2-3	66.7	0-2	0.0	1-2	50.0	0-0	0.0
09/16/2023	at Ole Miss	L 23-48	11-20	55.0	4-5	80.0	2-4	50.0	4-6	66.7	1-5	20.0	0-0	0.0
09/23/2023	at Wake Forest	W 30-16	7-15	46.7	2-3	66.7	2-5	40.0	2-3	66.7	1-4	25.0	0-0	0.0
<b>Georgia Tech</b>			<b>30-58</b>	<b>51.7</b>	<b>10-15</b>	<b>66.7</b>	<b>8-14</b>	<b>57.1</b>	<b>6-13</b>	<b>46.2</b>	<b>6-16</b>	<b>37.5</b>	<b>0-0</b>	<b>0.0</b>
<b>Opponents</b>			<b>20-50</b>	<b>40.0</b>	<b>4-14</b>	<b>28.6</b>	<b>4-14</b>	<b>28.6</b>	<b>6-11</b>	<b>54.5</b>	<b>6-11</b>	<b>54.5</b>	<b>0-0</b>	<b>0.0</b>

**4th-Down Conversions**

Date	Opponent	Score	Overall		1st Qtr		2nd Qtr		3rd Qtr		4th Qtr		Overtime	
09/01/2023	vs Louisville	L 34-39	0-1	0.0	0-0	0.0	0-0	0.0	0-0	0.0	0-1	0.0	0-0	0.0
09/09/2023	South Carolina St.	W 48-13	1-1	100.0	0-0	0.0	0-0	0.0	1-1	100.0	0-0	0.0	0-0	0.0
09/16/2023	at Ole Miss	L 23-48	2-5	40.0	0-0	0.0	0-1	0.0	0-1	0.0	2-3	66.7	0-0	0.0
09/23/2023	at Wake Forest	W 30-16	0-1	0.0	0-0	0.0	0-0	0.0	0-0	0.0	0-1	0.0	0-0	0.0
<b>Georgia Tech</b>			<b>3-8</b>	<b>37.5</b>	<b>0-0</b>	<b>0.0</b>	<b>0-1</b>	<b>0.0</b>	<b>1-2</b>	<b>50.0</b>	<b>2-5</b>	<b>40.0</b>	<b>0-0</b>	<b>0.0</b>
<b>Opponents</b>			<b>3-7</b>	<b>42.9</b>	<b>1-2</b>	<b>50.0</b>	<b>1-2</b>	<b>50.0</b>	<b>1-2</b>	<b>50.0</b>	<b>0-1</b>	<b>0.0</b>	<b>0-0</b>	<b>0.0</b>

**Time of Possession**

Date	Opponent	Score	Overall	1st Qtr	2nd Qtr	3rd Qtr	4th Qtr	Overtime
09/01/2023	vs Louisville	L 34-39	30:06	06:36	08:56	03:31	11:03	00:00
09/09/2023	South Carolina St.	W 48-13	28:27	04:06	10:40	05:31	08:10	00:00
09/16/2023	at Ole Miss	L 23-48	39:17	06:21	13:59	08:56	10:01	00:00
09/23/2023	at Wake Forest	W 30-16	28:01	03:42	10:02	04:01	10:16	00:00
<b>Georgia Tech</b>			<b>Total</b>	<b>20:45</b>	<b>43:37</b>	<b>21:59</b>	<b>39:30</b>	<b>00:00</b>
<b>Opponents</b>			<b>Avg.</b>	<b>31:28</b>	<b>05:11</b>	<b>10:54</b>	<b>09:53</b>	<b>00:00</b>
<b>Georgia Tech</b>			<b>Total</b>	<b>114:09</b>	<b>32:42</b>	<b>22:56</b>	<b>31:19</b>	<b>00:00</b>
<b>Opponents</b>			<b>Avg.</b>	<b>28:32</b>	<b>08:10</b>	<b>05:44</b>	<b>07:50</b>	<b>00:00</b>





2023-24 Georgia Tech Football  
Red-Zone Results  
All games

Georgia Tech Inside Opponent Red-Zone

Date	Opponent	Score	Times In RZ	Times Scored	Total Pts	Total TDs	Rush TDs	Pass TDs	FGs Made	Failed to score inside RZ					
										FGA	Down	Int	Fumb	Half Game	
09/01/2023	vs Louisville	L 34-39	5	3	20	3	1	2	0	1	0	0	1	0	0
09/09/2023	South Carolina St.	W 48-13	6	5	31	4	2	2	1	1	0	0	1	0	0
09/16/2023	at Ole Miss	L 23-48	5	4	23	3	1	2	1	1	1	0	0	0	0
09/23/2023	at Wake Forest	W 30-16	2	2	6	0	0	0	2	2	0	0	0	0	0
<b>Totals 14 of 18 (77.8%)</b>			<b>18</b>	<b>14</b>	<b>80</b>	<b>10</b>	<b>4</b>	<b>6</b>	<b>4</b>	<b>5</b>	<b>1</b>	<b>0</b>	<b>2</b>	<b>0</b>	<b>0</b>

Opponents Inside Georgia Tech Red-Zone

Date	Opponent	Score	Times In RZ	Times Scored	Total Pts	Total TDs	Rush TDs	Pass TDs	FGs Made	Failed to score inside RZ					
										FGA	Down	Int	Fumb	Half Game	
09/01/2023	Louisville	L 34-39	6	6	29	3	0	3	3	3	0	0	0	0	0
09/09/2023	South Carolina St.	W 48-13	2	2	13	2	2	0	0	0	0	0	0	0	0
09/16/2023	Ole Miss	L 23-48	4	3	21	3	3	0	0	0	1	0	0	0	0
09/23/2023	Wake Forest	W 30-16	3	3	16	2	1	1	1	1	0	0	0	0	0
<b>Totals 14 of 15 (93.3%)</b>			<b>15</b>	<b>14</b>	<b>79</b>	<b>10</b>	<b>6</b>	<b>4</b>	<b>4</b>	<b>4</b>	<b>1</b>	<b>0</b>	<b>0</b>	<b>0</b>	<b>0</b>



**2023-24 Georgia Tech Football  
Individual Game Highs  
All games**

**Georgia Tech - Individual Game Highs**

<b>RUSHES</b>	19	Jamal Haynes at Ole Miss (09/16/2023)
<b>YARDS RUSHING</b>	113	Jamal Haynes vs South Carolina St. (09/09/2023)
<b>TD RUSHES</b>	2	Trey Cooley vs Louisville (N) (09/01/2023)
<b>LONG RUSH</b>	67	Jamal Haynes vs South Carolina St. (09/09/2023)
<b>PASS ATTEMPTS</b>	41	Haynes King at Ole Miss (09/16/2023)
<b>PASS COMPLETIONS</b>	28	Haynes King at Ole Miss (09/16/2023)
<b>YARDS PASSING</b>	313	Haynes King vs Louisville (N) (09/01/2023)
<b>TD PASSES</b>	4	Haynes King vs South Carolina St. (09/09/2023)
<b>LONG PASS</b>	55	Haynes King vs South Carolina St. (09/09/2023)
	55	Haynes King vs Louisville (N) (09/01/2023)
<b>RECEPTIONS</b>	5	Christian Leary at Ole Miss (09/16/2023)
	5	Eric Singleton, Jr. at Ole Miss (09/16/2023)
	5	Malik Rutherford vs South Carolina St. (09/09/2023)
	5	Malik Rutherford vs Louisville (N) (09/01/2023)
<b>YARDS RECEIVING</b>	97	Eric Singleton, Jr. at Ole Miss (09/16/2023)
<b>TD RECEPTIONS</b>	1	Abdul Janneh at Wake Forest (09/23/2023)
	1	Eric Singleton, Jr. at Wake Forest (09/23/2023)
	1	Avery Boyd at Ole Miss (09/16/2023)
	1	Eric Singleton, Jr. at Ole Miss (09/16/2023)
	1	Brett Seither vs South Carolina St. (09/09/2023)
	1	Dominick Blaylock vs South Carolina St. (09/09/2023)
	1	Trey Cooley vs South Carolina St. (09/09/2023)
	1	Eric Singleton, Jr. vs South Carolina St. (09/09/2023)
	1	Brett Seither vs Louisville (N) (09/01/2023)
	1	Chase Lane vs Louisville (N) (09/01/2023)
	1	Eric Singleton, Jr. vs Louisville (N) (09/01/2023)
<b>LONG RECEPTION</b>	55	Trey Cooley vs South Carolina St. (09/09/2023)
	55	Malik Rutherford vs Louisville (N) (09/01/2023)
<b>PUNTS</b>	4	David Shanahan vs Louisville (N) (09/01/2023)
<b>PUNTING AVG</b>	43.7	David Shanahan at Wake Forest (09/23/2023)
<b>LONG PUNT</b>	51	David Shanahan at Wake Forest (09/23/2023)
<b>PUNTS INSIDE 20</b>	3	David Shanahan vs Louisville (N) (09/01/2023)
<b>LONG PUNT RETURN</b>	20	Dominick Blaylock vs South Carolina St. (09/09/2023)
<b>LONG KICKOFF RETURN</b>	31	Jamal Haynes vs South Carolina St. (09/09/2023)
<b>TACKLES</b>	10	Myles Sims at Wake Forest (09/23/2023)
<b>SACKS</b>	4	Kyle Kennard at Wake Forest (09/23/2023)
<b>TACKLES FOR LOSS</b>	4	Kyle Kennard at Wake Forest (09/23/2023)



2023-24 Georgia Tech Football  
Team Game Highs  
All games

Georgia Tech - Game Highs

<b>RUSHES</b>	47	at Ole Miss (09/16/2023)
<b>YARDS RUSHING</b>	268	South Carolina St. (09/09/2023)
<b>YARDS PER RUSH</b>	8.1	South Carolina St. (09/09/2023)
<b>TD RUSHES</b>	2	South Carolina St. (09/09/2023)
	2	vs Louisville (N) (09/01/2023)
<b>PASS ATTEMPTS</b>	42	at Ole Miss (09/16/2023)
<b>PASS COMPLETIONS</b>	28	at Ole Miss (09/16/2023)
<b>YARDS PASSING</b>	313	vs Louisville (N) (09/01/2023)
<b>YARDS PER PASS</b>	9.8	vs Louisville (N) (09/01/2023)
<b>TD PASSES</b>	4	South Carolina St. (09/09/2023)
<b>TOTAL PLAYS</b>	89	at Ole Miss (09/16/2023)
<b>TOTAL OFFENSE</b>	578	South Carolina St. (09/09/2023)
<b>YARDS PER PLAY</b>	8.6	South Carolina St. (09/09/2023)
<b>POINTS</b>	48	South Carolina St. (09/09/2023)
<b>SACKS BY</b>	8	at Wake Forest (09/23/2023)
<b>FIRST DOWNS</b>	28	South Carolina St. (09/09/2023)
<b>PENALTIES</b>	14	at Wake Forest (09/23/2023)
<b>PENALTY YARDS</b>	142	at Wake Forest (09/23/2023)
<b>TURNOVERS</b>	2	South Carolina St. (09/09/2023)
	2	vs Louisville (N) (09/01/2023)
<b>PUNTS</b>	4	vs Louisville (N) (09/01/2023)
<b>PUNTING AVG</b>	43.7	at Wake Forest (09/23/2023)
<b>LONG PUNT</b>	51	at Wake Forest (09/23/2023)
<b>PUNTS INSIDE 20</b>	3	vs Louisville (N) (09/01/2023)
<b>LONG PUNT RETURN</b>	20	South Carolina St. (09/09/2023)