



GEORGIA SOUTHERN BASEBALL

15 NCAA REGIONALS - 13 CONFERENCE CHAMPIONSHIPS - 2 COLLEGE WORLD SERIES
1962 NAIA NATIONAL CHAMPIONS - 115 MLB DRAFT PICKS - 5 FIRST ROUND DRAFT PICKS

GAME 29

APRIL 4, 2023
RUSS CHANDLER STADIUM
ATLANTA, GA.



GEORGIA TECH YELLOW JACKETS

17-11, 6-6 ACC

Head Coach: Danny Hall (1348-722-1, 1140-605-1 GT)

AVERAGE

Kristian Campbell
.455 (25/55)

POWER

Jake DeLeo
.764 SLG (12 2B, 10 HR)

ERA

Ben King
3.09 ERA, 27 K

GEORGIA SOUTHERN EAGLES

14-14, 5-4 SBC

Head Coach: Rodney Hennon (890-587-1, 809-549 GS)

AVERAGE

Jesse Sherrill
.376 (41/109)

POWER

Jarrett Brown
.561 (37 H, 6 2B, 5 HR)

ERA

Ty Fisher
4.39 ERA, 38 K

GAME INFO, STREAMING, & STARTERS

TUESDAY | 6 PM



LHP Will Robbins (1-0, 5.91 ERA)
RHP Logan McGuire (1-0, 5.68 ERA)

SERIES HISTORY

GS Record vs. Georgia Tech	32-106
Home/Away/Neutral	15-42 / 17-57 / 0-1
Last Meeting	GT W, 8-6, Feb. 2023
Streak	GT - 2 game win streak

LAST GAME'S LINEUP

Pos.	No.	Name	Avg.	Hits	RBI	Other
2B	5	Jesse Sherrill	.376	41	17	.486 OB%
3B	14	Jarrett Brown	.346	37	23	1.021 OPS
1B	28	Noah Ledford	.275	28	35	7 HR
LF	11	Luke Hatcher	.271	16	15	3 HR
DH	55	Corey Dowdell	.294	5	6	.647 SLG
SS	23	Blake Evans	.330	32	16	.987 OPS
RF	35	Cameron Crosby	.300	3	3	.633 OPS
C	13	JP Tighe	.200	10	4	1 HR
CF	8	Sam Blancato	.337	35	30	.931 OPS

BY THE NUMBERS

.314	AVERAGE	.288
.522	SLUGGING	.427
.422	OB%	.404
8.7	RUNS (AVG.)	7.4
11.5	HITS (AVG.)	9.75
42	HOME RUNS	26
9.1	STRIKEOUTS (AVG.)	9.2
5.4	WALKS (AVG.)	5.2
17-23	STOLEN BASES	19-24
6.78	ERA	5.81
1.78	WHIP	1.57
10.1	STRIKEOUTS (AVG.)	8.4
.294	OPP. AVERAGE	.279
.972	FIELDING PCT.	.969

COMMUNICATIONS C: (706) 756-7126 @GCooper18
GRAHAM COOPER gc01700-sw@georgiasouthern.edu

THIS SERIES

> Georgia Southern faces Georgia Tech for the final time this season, this time in Atlanta at Russ Chandler Stadium.

> GT took the first game from the Eagles 8-6 in Statesboro.

LAST TIME OUT

> Georgia Southern and Old Dominion met for the first time as conference opponents. ODU took the series from the Eagles in Statesboro, but GS responded with a 16-0 run-rule victory on Sunday to salvage the series.

> Georgia Southern used an offensive explosion to take a road game against Georgia on Wednesday night. Highlights included Jarrett Brown's 4-for-5 night and a grand slam by Luke Hatcher.

STORYLINES

> The Eagles look to keep last year's momentum going for another postseason run. Most of the hitting corps returns, including All-American DH Noah Ledford and First Team All-SBC 2B Jesse Sherrill.

> Last season's 41 victories were the most since 2014 (40 wins) and the 10th time the Eagles have hit or passed the 40-win mark.

> Eagles head coach Rodney Hennon earned his 800th win in the Blue and White against Mercer on February 28. The only coach above him in career wins at GS is Jack Stallings, who amassed 859 wins in 24 years in Statesboro.

> Blake Evans has turned into a monster in the Eagles line up, leading the team in batting average, slugging, OPS and doubles. Evans knocked his first career homer against Rutgers on March 10, and hit two more against Mercer on March 22.

> Luke Hatcher has been explosive for the Eagles as of late. He knocked his first hit of the season against Kennesaw State on March 14 and has been on an absolute tear ever since. His first four hits were a double, triple, HR, and single, but they happened in two different games.

2023 SCHEDULE

14-14	5-4	9-10	5-3	0-1
W-L	SBC	HOME	AWAY	N
Fri 2/17	WEST VIRGINIA			W, 4-3
Sat 2/18	WEST VIRGINIA			W, 6-2
Sun 2/19	WEST VIRGINIA			L, 4-13
Tues 2/21	GEORGIA TECH			L, 6-8
Fri 2/24	ETSU			W, 8-7
Sat 2/25	ETSU			W, 9-0
Sun 2/26	ETSU			L, 2-10
Tues 2/28	MERCER			W, 11-0
Fri 3/3	AT UCF			L, 4-6
Sat 3/4	AT UCF			W, 19-7
Sun 3/5	AT UCF			W, 11-8
Tues 3/7	VS GEORGIA ^			L, 11-17
Wed 3/8	GEORGIA			L, 4-9
Fri 3/10	RUTGERS			L, 2-5
Sat 3/11	RUTGERS (DH)			L, 6-19
Sat 3/11	RUTGERS (DH)			L, 0-7
Tues 3/14	KENNESAW STATE			L, 3-4
Fri 3/17	SOUTH ALABAMA		SBC	W, 10-6
Sat 3/18	SOUTH ALABAMA		SBC	W, 11-1
Sun 3/19	SOUTH ALABAMA		SBC	W, 5-4
Wed 3/22	AT MERCER			W, 12-11
Fri 3/24	AT SOUTHERN MISS		SBC	L, 3-4
Sat 3/25	AT SOUTHERN MISS (DH)		SBC	L, 7-9
Sat 3/25	AT SOUTHERN MISS (DH)		SBC	W, 10-8
Wed 3/29	GEORGIA			W, 12-2
Fri 3/31	OLD DOMINION		SBC	L, 5-7
Sat 4/1	OLD DOMINION		SBC	L, 7-12
Sun 4/2	OLD DOMINION		SBC	W, 16-0 F17
Tues 4/4	AT GEORGIA TECH			6:00 p.m.
Thurs 4/6	AT #17 COASTAL CAROLINA		SBC	6:00 p.m.
Fri 4/7	AT #17 COASTAL CAROLINA		SBC	2:00 p.m.
Sat 4/8	AT #17 COASTAL CAROLINA		SBC	1:00 p.m.
Tues 4/11	AT JACKSONVILLE			6:00 p.m.
Fri 4/14	APP STATE		SBC	6:30 p.m.
Sat 4/15	APP STATE		SBC	2:00 p.m.
Sun 4/16	APP STATE		SBC	1:00 p.m.
Wed 4/19	AT KENNESAW STATE			6:00 p.m.
Fri 4/21	AT MARSHALL		SBC	3:00 p.m.
Sat 4/22	AT MARSHALL		SBC	1:00 p.m.
Sun 4/23	AT MARSHALL		SBC	1:00 p.m.
Tues 4/25	CHARLESTON			6:00 p.m.
Fri 4/28	ULM		SBC	6:30 p.m.
Sat 4/29	ULM		SBC	2:00 p.m.
Sun 4/30	ULM		SBC	12:00 p.m.
Fri 5/5	AT TROY		SBC	7:00 p.m.
Sat 5/6	AT TROY		SBC	4:00 p.m.
Sun 5/7	AT TROY		SBC	2:00 p.m.
Wed 5/10	AT CHARLESTON			6:00 p.m.
Fri 5/12	AT GEORGIA STATE		SBC	6:00 p.m.
Sat 5/13	AT GEORGIA STATE		SBC	3:00 p.m.
Sun 5/14	AT GEORGIA STATE		SBC	1:00 p.m.
Tues 5/16	JACKSONVILLE			6:00 p.m.
Thurs 5/18	JAMES MADISON		SBC	6:30 p.m.
Fri 5/19	JAMES MADISON		SBC	6:30 p.m.
Sat 5/20	JAMES MADISON		SBC	2:00 p.m.

POSTSEASON

5/23-28 SUN BELT CHAMP # TBA

^ - SRP Park (North Augusta, SC)

- Riverwalk Stadium (Montgomery, Ala.)

2022 IN SUMMARY

SBC Final Placing	2nd
Final Streak	L2
Longest Win Streak	W7 (5/15-5/28)
Longest Loss Streak	L3 (2/18-2/20)
Overall Series (3 game, single opp.)	10-5
Home Series	6-2
Away Series	4-2
H/A/N Series	0-1
Sweeps	7
Last Five	2-3
Last 10	7-3
Series Openers	11-4
Series Finales	9-6
Record on Weekends	33-15
Record on Weekdays	8-5
Record in Day Games (before 6 PM)	19-11
Record in Night Games (after 6 PM)	22-9
Vs. Top 25	4-8

QUICK FACTS

ATHLETICS COMMUNICATIONS

Baseball SID	Graham Cooper
Email	gc01700-sw@georgiasouthern.edu
Cell	(706) 756-7126
Website	GSEagles.com

Senior Associate AD	Bryan Johnston
Director of Communications	Chad Jackson
Associate Director	Marc Gignac
Director of Social Media	Kennedy Finch
Visual Content Director	AJ Henderson
Dir. Creative & Digital Strategy	Whitney Haworth
Office Phone	(912) 478-1233
Mailing Address	658 Fair Road

UNIVERSITY INFORMATION

Location	Statesboro, Ga.
Founded	1906
Enrollment	24,701
President	Dr. Kyle Marrero
Director of Athletics	Jared Benko
Faculty Advisor	Davis Hendrickson
SWA	Brandy Clouse
Ticket Office Phone	(912) GSU-WINS

ATHLETICS INFORMATION

Nickname	Eagles
Colors	Navy Blue and White
Affiliation	NCAA Division I
Conference	Sun Belt Conference
Website	GSEagles.com

PROGRAM HISTORY

First Season	1930
Years of Baseball	82
All-Time Record	2282-1488-8
All-Time Sun Belt Record	125-78
Sun Belt Tournament Record	14-9
NCAA Tournament Appearances	15
NCAA Tournament Record	20-17

LAST THREE GAMES

Friday, March 31				Saturday, April 1				Sunday, April 2			
Late Offense Not Enough for Eagles in 7-5 Loss				Eagles Fall to Old Dominion, 12-7				Eagles Run-Rule Monarchs to Salvage Series, 16-0			
	R	H	E		R	H	E		R	H	E
	7	8	3		12	10	1		0	4	3
	5	11	0		7	9	0		16	14	3

BROADCASTING INFORMATION

TV:	ACC Network Extra
Play-by-Play:	-
Color:	-
On-Field:	-
RADIO:	GEORGIA SOUTHERN SPORTS NETWORK
Host/Voice of the Eagles:	Danny Reed
Stations:	94.9 FM (TBR), 95.5 FM (SAV)



LIVE STATS

StatBroadcast
GSstats.com

MEDIA CENTER

Notes, Media Guide, and more
GSEagles.com/2022/11/1/bsb23

MORE NOTES

> Georgia Southern is one of three teams in Division I to play in five of the last six conference championships. Oral Roberts (Summit League) and Wright State (Horizon League) are the other two with this distinction.

> Since the beginning of the 2018 season, when the Eagles have won four innings in a game (outscored their opponents in at least four innings in a game), they are 54-2.

> 2022 was a season of firsts for the Eagles. Georgia Southern hosted its first ever regional with the 2022 Statesboro Regional, which saw first-time matchups with Notre Dame and Texas Tech. In addition, GS became the first team since 2014 to sweep South Alabama in Mobile.

> Georgia Southern is planning a \$8 million renovation to J.I. Clements Stadium. The renovation includes a state-of-the-art clubhouse facility, which includes a team meeting room, indoor pitching lab and batting cages, new locker rooms directly connected to the dugout, weight rooms, a nutrition room, new coaches offices, players lounge, and a game-day patio space that includes grilling and tailgating areas.

> This season, head coach Rodney Hennon will tie long-time Eagles skipper Jack Stallings as the longest tenured coach in school history. Stallings was the coach for GS from 1976 - 1999. Hennon has been at the helm for the Eagles since 2000.

> Georgia Southern was one of the top fielding teams in the nation last season, finishing eighth-overall with a fielding percentage of .982. A big reason for the great defense is former five-year starting shortstop Austin Thompson, who had a personal fielding percentage of .980. Thompson was the only Eagle to start all 61 games last season, and was involved in 32 of the 45 double plays GS had in 2022. Thompson was named an ABCA/Rawlings Golden Glove Finalist in 2022, the first Eagle ever to be named a finalist.

> Georgia Southern is known for having competitive and strong schedules year in and year out, and this season is no exception. This season, GS will host four different Power conference teams (WVU, Rutgers, Georgia Tech and UGA), as well as playing against one preseason ranked team (at #18 Southern Miss). Warren Nolan predicts the schedule to be the 9th-hardest schedule in Division I.

NEXT UP



at #17 Coastal Carolina

April 6-8
6 p.m., 6 p.m., 1 p.m.
ESPN+
Vrooman Field
Springs Brooks Stadium
Conway, S.C.

Record	18-7, 7-2 SBC
Batting Average	.330
ERA	6.31
Fielding Percentage	.969
Opponent Prior	Clemson

DATE	GAME	OPPONENT	TV	TIME	LOCATION	W-L	SCORE	OVERALL	SBC	WIN	LOSS	SAVE	ATT.	TIME
2/17	1	WEST VIRGINIA	ESPN+	6:30 PM	Statesboro	W	4-3	1-0	-	Mitchell Gross (1-0)	Adian Major (0-1)	Jaylen Paden (1)	2838	2:57
2/18	2	WEST VIRGINIA	ESPN+	2:00 PM	Statesboro	W	6-2	2-0	-	Ben Johnson (1-0)	Blaine Traxel (0-1)	Jay Thompson (1)	3133	2:46
2/19	3	WEST VIRGINIA	ESPN+	1:00 PM	Statesboro	L	4-13	2-1	-	Grant Siegel (1-0)	Zachary Harris (0-1)	n/a	2652	3:19
2/21	4	GEORGIA TECH	ESPN+	6:00 PM	Statesboro	L	6-8	2-2	-	Cody Carwile (1-0)	Mitchell Gross (1-1)	Terry Busse (2)	3128	3:25
2/24	5	ETSU	ESPN+	4:00 PM	Statesboro	W	8-7	3-2	-	Ty Fisher (1-0)	Nathaniel Tate (0-1)	Jay Thompson (2)	2258	2:39
2/25	6	ETSU	ESPN+	2:00 PM	Statesboro	W	9-0	4-2	-	Ben Johnson (2-0)	Andrew Ronne (0-1)	n/a	3122	2:26
2/26	7	ETSU	ESPN+	1:00 PM	Statesboro	L	2-10	4-3	-	Landon Smiddy (2-1)	Zachary Harris (0-2)	n/a	2238	3:05
2/28	8	MERCER	ESPN+	6:00 PM	Statesboro	W	11-0	5-3	-	Jaylen Paden (1-0)	Garrett Sloan (0-1)	n/a	2583	2:55
3/3	9	at UCF	ESPN+	6:00 PM	Orlando, Fla.	L	4-6	5-4	-	Jacob Marlowe (1-0)	Jay Thompson (0-1)	n/a	1846	3:37
3/4	10	at UCF	ESPN+	4:00 PM	Orlando, Fla.	W	19-7	6-4	-	Ben Johnson (3-0)	Ben Vespi (1-1)	Anthony DiMola (1)	2254	3:33
3/5	11	at UCF	ESPN+	1:00 PM	Orlando, Fla.	W	11-8	7-4	-	Thomas Ross (1-0)	Cameron Leiter (0-1)	Jay Thompson (3)	1552	3:22
3/7	12	vs. Georgia	none	6:35 PM	North Augusta, SC	L	11-17	7-5	-	Kyle Greentler (1-0)	Mitchell Gross (1-2)	n/a	6015	3:26
3/8	13	GEORGIA	ESPN+	6:00 PM	Statesboro	L	4-9	7-6	-	Anthony Smith (1-0)	Anthony DiMola (0-1)	n/a	3732	2:59
3/10	14	RUTGERS	ESPN+	7:30 PM	Statesboro	L	2-5	7-7	-	Drew Conover (1-1)	Ty Fisher (1-1)	Grant Besser (1)	1834	2:49
3/11	15	RUTGERS	ESPN+	2:00 PM	Statesboro	L	6-19	7-8	-	Christian Coppola (1-1)	Ben Johnson (3-1)	n/a	2266	3:05
3/11	16	RUTGERS	ESPN+	6:00 PM	Statesboro	L	0-7	7-9	-	Jake Marshall (1-1)	Zachary Harris (0-3)	Ben Gorski (2)	2378	2:48
3/14	17	KENNESAW STATE	ESPN+	6:00 PM	Statesboro	L	3-4	7-10	-	Brayden Eidson (1-1)	Ga'von Wray (0-1)	Smith Pinson (2)	1885	2:44
3/17	18	SOUTH ALABAMA*	ESPN+	5:00 PM	Statesboro	W	10-6	8-10	1-0	Ty Fisher (2-1)	Jeremy Lee (0-3)	Jay Thompson (4)	1920	2:37
3/18	19	SOUTH ALABAMA*	ESPN+	2:00 PM	Statesboro	W	11-1	9-10	2-0	Ben Johnson (4-1)	Gehrig Conard (0-4)	Mitchell Gross (2)	2014	3:09
3/19	20	SOUTH ALABAMA*	ESPN+	1:00 PM	Statesboro	W	5-4	10-10	3-0	Anthony DiMola (1-1)	Mitchell Heer (0-1)	Jay Thompson (5)	1904	2:52
3/22	21	at Mercer	none	6:00 PM	Macon, Ga.	W	12-11	11-10	3-0	Zachary Harris (1-3)	Holton McGaha (4-1)	Jay Thompson (6)	1782	3:18
3/24	22	at Southern Miss*	ESPN+	7:00 PM	Hattiesburg, Miss.	L	3-4	11-11	3-1	Tanner Hall (4-2)	Ty Fisher (2-2)	n/a	5237	2:13
3/25	23	at Southern Miss*	ESPN+	2:00 PM	Hattiesburg, Miss.	L	7-9	11-12	3-2	Justin Storm (1-0)	Jay Thompson (0-2)	n/a	-	2:47
3/25	24	at Southern Miss*	ESPN+	5:35 PM	Hattiesburg, Miss.	W	10-8	12-12	4-2	Jay Thompson (1-2)	JB Middleton (0-2)	n/a	5367	3:04
3/29	25	at Georgia	SECN+	6:00 PM	Athens, Ga.	W	12-2	13-12	4-2	Will Robbins (1-0)	Kolten Smith (1-1)	n/a	3454	2:51
3/31	26	OLD DOMINION*	ESPN+	6:30 PM	Statesboro	L	5-7	13-13	4-3	Blake Morgan (3-2)	Ty Fisher (2-3)	John Holobetz (4)	2259	2:44
4/1	27	OLD DOMINION*	ESPN+	7:00 PM	Statesboro	L	7-12	13-14	4-4	Jacob Gomez (1-0)	Ben Johnson (4-2)	n/a	3012	3:10
4/2	28	OLD DOMINION*	ESPN+	1:00 PM	Statesboro	W	16-0 F/7	14-14	5-4	Ga'von Wray (1-1)	Dylan Brown (2-1)	n/a	2165	1:59
4/4	29	at Georgia Tech	ACCNX	6:00 PM	Atlanta, Ga.									
4/6	30	at Coastal Carolina*	ESPN+	6:00 PM	Conway, SC									
4/7	31	at Coastal Carolina*	ESPN+	2:00 PM	Conway, SC									
4/8	32	at Coastal Carolina*	ESPN+	1:00 PM	Conway, SC									
4/11	33	at Jacksonville	TBA	6:00 PM	Jacksonville, Fla.									
4/14	34	APPALACHIAN STATE*	ESPN+	6:30 PM	Statesboro									
4/15	35	APPALACHIAN STATE*	ESPN+	2:00 PM	Statesboro									
4/16	36	APPALACHIAN STATE*	ESPN+	1:00 PM	Statesboro									
4/19	37	at Kennesaw State	ESPN+	6:00 PM	Kennesaw, Ga.									
4/21	38	at Marshall*	ESPN+	3:00 PM	Huntington, W. Va.									
4/22	39	at Marshall*	ESPN+	1:00 PM	Huntington, W. Va.									
4/23	40	at Marshall*	ESPN+	1:00 PM	Huntington, W. Va.									
4/25	41	CHARLESTON	ESPN+	6:00 PM	Statesboro									
4/28	42	ULM*	ESPN+	6:30 PM	Statesboro									
4/29	43	ULM*	ESPN+	2:00 PM	Statesboro									
4/30	44	ULM*	ESPN+	1:00 PM	Statesboro									
5/5	45	at Troy*	ESPN+	7:00 PM	Troy, Ala.									
5/6	46	at Troy*	ESPN+	4:00 PM	Troy, Ala.									
5/7	47	at Troy*	ESPN+	2:00 PM	Troy, Ala.									
5/10	48	at Charleston	TBA	6:00 PM	Charleston, SC									
5/12	49	at Georgia State*	ESPN+	6:00 PM	Atlanta, Ga.									
5/13	50	at Georgia State*	ESPN+	3:00 PM	Atlanta, Ga.									
5/14	51	at Georgia State*	ESPN+	1:00 PM	Atlanta, Ga.									
5/16	52	JACKSONVILLE	ESPN+	6:00 PM	Statesboro									
5/18	53	JAMES MADISON*	ESPN+	6:30 PM	Statesboro									
5/19	54	JAMES MADISON*	ESPN+	6:30 PM	Statesboro									
5/20	55	JAMES MADISON*	ESPN+	2:00 PM	Statesboro									

5/23 - 5/28 - Sun Belt Conference Championship (Riverwalk Stadium, Montgomery, Ala.)

6/2 - 6/5 - NCAA Regionals (Location TBD)

6/9 - 6/12 - NCAA Super Regionals (Location TBD)

6/16 - 6/26 - NCAA College World Series (Charles Schwab Field, Omaha, Neb.)



PITCHERS (23)

#	NAME	POS	B/T	HT	WT	YR	HOMETOWN	HIGH SCHOOL/PREV.	PRONOUNCE
7	Tyler Martin	RHP	R/R	6-4	210	Jr.	Greenville, SC	Brashier Charter/USC Sumter	
12	Troy Britts	RHP	R/R	6-0	205	Sr.	Orange Park, Fla.	St. John's Country/C./Central Florida	
15	Lane Pearson	RHP	R/R	6-7	225	Jr.	Marshall, Va.	Fauquier/USC Sumter	
16	Zachary Harris	RHP	R/R	6-1	193	Fr.	Milton, Ga.	Cambridge	
17	Mitchell Gross	LHP	L/L	5-10	180	So.	Gainesville, Ga.	Forsyth Central/Gordon State	
18	Davis Smith	RHP	R/R	6-6	210	So.	Social Circle, Ga.	Social Circle/Gordon State	
24	Jonah Milchuck	RHP	L/R	6-8	265	Jr.	Raleigh, NC	Athens Drive/Catawba Valley CC	
25	Ga'von Wray	RHP	R/R	6-4	215	Jr.	Douglasville, Ga.	Stephenson/Tennessee	Juh-Vahn Ray
26	Jay Thompson	LHP	L/L	6-3	207	Sr.	Cumming, Ga.	West Forsyth/Gordon State	
27	Ty Fisher	LHP	L/L	6-4	215	Jr.	Tunnel Hill, Ga.	Northwest Whitfield/Tennessee Tech	
30	Ben Johnson	RHP	R/R	6-3	165	Jr.	Tucker, Ga.	Providence Christian Academy	
31	Will Robbins	LHP	L/L	5-11	185	So.	Cumming, Ga.	Forsyth Central	
32	Ben Stuart	RHP	R/R	6-2	185	Fr.	Statham, Ga.	North Oconee	
33	Thomas Ross	RHP	R/R	6-3	200	Jr.	Watkinsville, Ga.	Prince Avenue Christian/Gordon State	
34	Michael Guerrero	RHP	R/R	6-5	210	Fr.	Kissimmee, Fla.	Sunshine State Elite Aca./Seminole St.	Gur-air-oh
36	Anthony DiMola	LHP	R/R	6-0	185	R-So.	Cumming, Ga.	North Forsyth	Duh-Mola
37	Cameron Oliu	RHP	R/R	5-10	205	Jr.	Serfner, Fla.	Armwood/East Georgia State	Oh-lou
42	Jaylen Paden	RHP/INF	R/R	5-10	175	Jr.	Litburn, Ga.	Decatur	Pay-den
44	Thomas Higgins	RHP	R/R	6-1	180	So.	Baxley, Ga.	Appling County	
46	Brett Zerbel	LHP	L/L	5-11	199	R-Fr.	Augusta, Ga.	Augusta Christian	Zur-bull
47	Jake Martin	RHP	R/R	6-5	188	Jr.	Newnan, Ga.	Newnan	
50	Rem Maxwell	RHP	R/R	6-2	190	R-Fr.	Atlanta, Ga.	Jefferson	
99	Brady Pendley	RHP	R/R	6-1	167	Fr.	Dalton, Ga.	Dalton	

CATCHERS (5)

#	NAME	POS	B/T	HT	WT	YR	HOMETOWN	HIGH SCHOOL/PREV.	PRONOUNCE
4	Kyler Hultgren	C	L/R	5-11	186	Sr.	Pensacola, Fla.	Pine Forrest/C./Central Florida	
9	JD Kaiser	C	L/R	6-1	225	So.	Statesboro, Ga.	Statesboro	Kai-zer
13	JP Tighe	C/OF	R/R	6-1	198	Sr.	Dalton, Ga.	Dalton	Tie-g
29	Sean White	C	R/R	6-1	200	So.	Peachtree City, Ga.	Starrs Mill	
40	Bobby Stang	C	R/R	6-4	215	Fr.	Massapequa, NY	Massapequa/P27 Academy	

INFIELDBERS (14)

#	NAME	POS	B/T	HT	WT	YR	HOMETOWN	HIGH SCHOOL/PREV.	PRONOUNCE
00	Cason Eubanks	INF	R/R	5-8	175	Fr.	Dothan, Ala.	Pike Liberal Arts	
2	Hunter Noblitt	INF	R/R	5-10	175	Jr.	Macclenny, Fla.	Baker County/Seminole State	Knob-litt
3	Jarrett Jenkins	INF	R/R	5-11	185	R-So.	Auburn, Ga.	Dacula	
5	Jesse Sherrill	INF	L/R	6-2	170	Sr.	Pensacola, Fla.	Tate/Kennesaw State	
11	Luke Hatcher	INF/OF	R/R	6-1	218	Jr.	Cross City, Fla.	Dixie County/Seminole State	
14	Jarrett Brown	INF	R/R	6-1	179	Jr.	Savannah, Ga.	Savannah Christian Prep	
22	Phillip Ard	1B	R/R	6-3	200	R-Fr.	Cochran, Ga.	North Oconee	
23	Blake Evans	INF	L/R	5-10	172	Sr.	Acworth, Ga.	Alatoona	
28	Noah Ledford	INF	S/R	6-1	252	R-Sr.	Buford, Ga.	Buford	
38	AJ Wenrich	INF	R/R	6-0	190	Fr.	Dauphin, Pa.	Central Dauphin	When-rich
42	Jaylen Paden	RHP/INF	R/R	5-10	175	Jr.	Litburn, Ga.	Decatur	Pay-den
43	Tyler Triche	INF	R/R	6-0	190	Fr.	Cumming, Ga.	North Forsyth	trish
48	Jonathan Jaime	OF/1B	L/L	6-2	210	Fr.	Snellville, Ga.	Brookwood	
55	Corey Dowdell	1B	R/R	6-3	306	R-So.	Kingsland, Ga.	Camden County	

OUTFIELDERS (9)

#	NAME	POS	B/T	HT	WT	YR	HOMETOWN	HIGH SCHOOL/PREV.	PRONOUNCE
6	Zane Faulk	OF	R/R	5-11	195	Jr.	Phenix City, Ala.	Smiths Station/Wallace Dothan	
8	Sam Blancato	OF	S/R	5-10	180	R-Jr.	Marietta, Ga.	Kell	Blahn-kah-toe
11	Luke Hatcher	INF/OF	R/R	6-1	218	Jr.	Cross City, Fla.	Dixie County/Seminole State	
13	JP Tighe	C/OF	R/R	6-1	198	Sr.	Dalton, Ga.	Dalton	Tie-g
21	J.C. Peacher	OF	L/L	6-1	170	R-So.	Pace, Fla.	Pace	
35	Cameron Crosby	OF	R/R	5-11	185	R-Jr.	Savannah, Ga.	Savannah Christian/East Georgia State	
39	AJ Trupp Jr.	OF	R/R	6-3	181	Fr.	Evans, Ga.	Greenbrier	
41	Colin Livingston	OF	R/R	6-1	178	Fr.	Suwanee, Ga.	Collins Hill	
48	Jonathan Jaime	OF/1B	L/L	6-2	210	Fr.	Snellville, Ga.	Brookwood	

WHAT'S IN A NAME?

The SID kindly reminds you to be aware about what you call the team. We are **GEORGIA SOUTHERN UNIVERSITY**, and we are the **EAGLES**. Please do not refer to us as any other institution or any other mascots.

Additionally, we kindly ask that you use our preferred abbreviation, **GS**. Thank you for your understanding.

NUMERICAL ROSTER

#	NAME	POS	B/T	HT	WT	YR
00	Cason Eubanks	INF	R/R	5-8	175	Fr.
2	Hunter Noblitt	INF	R/R	5-10	175	Jr.
3	Jarrett Jenkins	INF	R/R	5-11	185	R-So.
4	Kyler Hultgren	C	L/R	5-11	186	Sr.
5	Jesse Sherrill	INF	L/R	6-2	170	Sr.
6	Zane Faulk	OF	R/R	5-11	195	Jr.
7	Tyler Martin	RHP	R/R	6-4	210	Jr.
8	Sam Blancato	OF	S/R	5-10	180	R-Jr.
9	JD Kaiser	C	L/R	6-1	225	So.
11	Luke Hatcher	INF/OF	R/R	6-1	218	Jr.
12	Troy Britts	RHP	R/R	6-0	205	Sr.
13	JP Tighe	C/OF	R/R	6-1	198	Sr.
14	Jarrett Brown	INF	R/R	6-1	179	Jr.
15	Lane Pearson	RHP	R/R	6-7	225	Jr.
16	Zachary Harris	RHP	R/R	6-1	193	Fr.
17	Mitchell Gross	LHP	L/L	5-10	180	So.
18	Davis Smith	RHP	R/R	6-6	210	So.
21	J.C. Peacher	OF	L/L	6-1	170	R-So.
22	Phillip Ard	1B	R/R	6-3	200	R-Fr.
23	Blake Evans	INF	L/R	5-10	172	Sr.
24	Jonah Milchuck	RHP	L/R	6-8	265	Jr.
25	Ga'von Wray	RHP	R/R	6-4	215	Jr.
26	Jay Thompson	LHP	L/L	6-3	207	Sr.
27	Ty Fisher	LHP	L/L	6-4	215	Jr.
28	Noah Ledford	INF	S/R	6-1	252	R-Sr.
29	Sean White	C	R/R	6-1	200	So.
30	Ben Johnson	RHP	R/R	6-3	165	Jr.
31	Will Robbins	LHP	L/L	5-11	185	So.
32	Ben Stuart	RHP	R/R	6-2	185	Fr.
33	Thomas Ross	RHP	R/R	6-3	200	Jr.
34	Michael Guerrero	RHP	R/R	6-5	210	Fr.
35	Cameron Crosby	OF	R/R	5-11	185	R-Jr.
36	Anthony DiMola	LHP	L/L	6-0	185	R-So.
37	Cameron Oliu	RHP	R/R	5-10	205	Jr.
38	AJ Wenrich	INF	R/R	6-0	190	Fr.
39	AJ Trupp Jr.	OF	R/R	6-3	181	Fr.
40	Bobby Stang	C	R/R	6-4	215	Fr.
41	Colin Livingston	OF	R/R	6-1	178	Fr.
42	Jaylen Paden	RHP/INF	R/R	5-10	175	Jr.
43	Tyler Triche	INF	R/R	6-0	190	Fr.
44	Thomas Higgins	RHP	R/R	6-1	180	So.
46	Brett Zerbel	LHP	L/L	5-11	199	R-Fr.
47	Jake Martin	RHP	R/R	6-5	188	Jr.
48	Jonathan Jaime	OF/1B	L/L	6-2	210	Fr.
50	Rem Maxwell	RHP	R/R	6-2	190	R-Fr.
55	Corey Dowdell	1B	R/R	6-3	306	R-So.
99	Brady Pendley	RHP	R/R	6-1	167	Fr.

COACHING STAFF

Head Coach	Rodney Hennon (WCU, '93)	(24th season)
Asst. Coach/Pitching	A.J. Battisto (GS, '07)	(2nd season)
Asst. Coach/Hitting	Cody Wofford (WKU, '16)	(1st season)
Dir. BSB Ops	Tyler Owens (GS, '21)	(2nd season)
Volunteer Asst.	Josh Minjarez (UTA, '20)	(1st season)
Grad. Asst.	Chase Wullenweber (GAST, '21)	(1st season)

Hennon coaches 3B / Minjarez coaches 1B
Battisto will make mound visits / Hennon will make pitching changes

SUPPORT STAFF

Athletic Trainer	Brandi Boston (UNR, '11)	(7th season)
Equipment Manager	Brandon Randolph (FAMU, '16)	(4th season)
Student Equipment	Bradley Johnson	(2nd season)
Sports Psychologist	Dr. Megan Byrd (UK)	
Marketing Contact	Mathis Brewington (CLEM, '20)	(2nd season)
Sport Info. Director	Graham Cooper (GS, '21)	(2nd season)

TUESDAY STARTER



WILL ROBBINS

LHP | 5-11 | 185 | SOPHOMORE | FB/CV/CH
CUMMING, GA. | FORSYTH CENTRAL HS

SEASON STATISTICS

1-0	5.91	10-0	0	10.2	6	11	.225
W-L	ERA	G-GS	SV	IP	BB	SO	AVG

PREVIOUS...

Win	3/29/23	at Georgia (W, 12-2)
Loss	--	--
Save	--	--
App.	3/29/23	at Georgia (W, 12-2)
Start	4/27/22	vs. Kennesaw State (W, 9-6)
Relief	3/29/23	at Georgia (W, 12-2)

CAREER HIGHS

Innings (High)	3.0	Recent: at Georgia (3/29/23)
Innings (Low)	0.0	Recent: vs. Rutgers (3/11/23)
Runs (High)	5	Recent: Georgia (SRP) (3/8/22)
Runs (Low)	0 (6x)	Recent: at Georgia (3/29/23)
Walks (High)	2 (4x)	Recent: at Mercer (3/22/23)
Walks (Low)	0 (8x)	Recent: at Georgia (3/29/23)
Strikeouts (High)	3	Recent: vs. Georgia (3/9/23)
Strikeouts (Low)	0 (7x)	Recent: at Southern Miss (3/25/23)

SEASON HIGHS

Innings (High)	3.0	at Georgia (3/29/23)
Innings (Low)	0.0	vs. Rutgers (3/11/23)
Runs (High)	2 (2x)	Recent: vs. Rutgers (3/11/23)
Runs (Low)	0	at Georgia (3/29/23)
Walks (High)	2 (2x)	Recent: vs. Kennesaw State (3/14/23)
Walks (Low)	0	at Georgia (3/29/23)
Strikeouts (High)	3	vs. Georgia (3/9/23)
Strikeouts (Low)	0 (4x)	Recent: at Southern Miss (3/25/23)

CAREER STATS

Year	ERA	W-L	G/GS	CG	SHO	SV	IP	H	R	ER	BB	SO	2B	3B	HR	AVG	WP	HP	BK	SFA	SHA
2023 <i>Sophomore</i>	5.91	1-0	10/0	0	0	0	10.2	9	7	7	6	11	3	0	1	.225	0	1	0	0	1
2022 <i>Freshman</i>	12.00	0-0	5/3	0	0	0	6.0	8	11	8	5	3	0	0	4	.296	0	1	0	0	0
CAREER TOTAL	8.10	1-0	15/3	0	0	0	16.2	17	18	15	11	14	3	0	5	.254	0	2	0	0	1

GAME LOG

Date	Opponent	GS	IP	H	R	ER	BB	SO	2B	3B	HR	WP	BK	HBP	IBB	Score	W-L	Sv	ERA	NP
Feb 19	WEST VIRGINIA		0.2	1	1	1	0	0	1	0	0	0	0	0	0	4-13	0-0	0	13.50	5
Feb 28	MERCER		0.1	1	0	0	0	0	0	0	0	0	0	0	1	11-0	0-0	0	9.00	11
Mar 05	at UCF		0.1	0	0	0	0	1	0	0	0	0	0	0	0	11-8	0-0	0	6.75	5
Mar 07	vs Georgia		1.1	2	2	2	1	1	1	0	0	0	0	0	0	11-17	0-0	0	10.12	29
Mar 08	GEORGIA		2.2	0	0	0	0	3	0	0	0	0	0	0	0	4-9	0-0	0	5.06	40
Mar 11	RUTGERS-1		0.0	0	2	2	2	0	0	0	0	0	0	0	0	6-19	0-0	0	8.44	11
Mar 14	KENNESAW STATE		1.0	2	1	1	2	2	1	0	1	0	0	0	0	3-4	0-0	0	8.53	31
Mar 22	at Mercer		1.0	2	1	1	2	0	0	0	0	0	0	0	0	12-11	0-0	0	8.59	29
Mar 25	at Southern Miss-1		0.1	0	0	0	0	0	0	0	0	0	0	0	0	7-9	0-0	0	8.22	2
Mar 29	at Georgia		3.0	1	0	0	0	2	0	0	0	0	0	0	0	12-2	1-0	0	5.91	40
Totals		0	10.2	9	7	7	6	11	3	0	1	0	0	1	0	81-92	1-0	0	5.91	-

NEWS, NOTES, AND ACCOLADES

SUN BELT CONFERENCE ACADEMIC HONOR ROLL 2021-2022

THE ROBBINS FILE

FRESHMAN (2022)

Appeared in five games this season and made three starts ... Made his first career start at Jacksonville on 3/1 ... Ended the season with three strikeouts in six innings.

PREP

Attended Forsyth Central High School in Cumming, Georgia, playing under head coach Kevin McCollum... 2021 Forsyth County Player of the Year... 2021 First Team All-State... 2020 First Team All-State... 2019 Second Team All-State... 9-0 record on the mound with 79 innings of work... Collected 149 strikeouts and posted a 0.60 ERA... Produced a .353 average at the plate with 30 RBIs and five home runs... Honor Roll student and Hope Scholar...

PERSONAL

Born William Gray Robbins on March 17, 2003, in Cumming, Georgia... Son of Amy and Matt... Has a sister Katie... Father Matt played golf at Troy and went on to be a Mini Tour Golfer following college...

MAJOR

Management

BULLPEN NOTES

> Jay Thompson has locked down the bullpen throwing 37 times which is the most relief appearances since Jason Richman had 38 relief appearances in 2015. With 76 innings of work, Thompson has the most relief innings since Hennon took over in 2000.

> Second year pitching coach AJ Battisto has been focusing on getting starters to get deeper into the game. In 2021, GS starting pitchers averaged 4.2 IP/gm, with starters only going farther than six or more innings on 15 occasions. In 2022, Eagles starters Ty Fisher and Jaylen Paden led the way for the Eagles by averaging 6.0 and 4.1 IP/gm, respectively.

7 - TYLER MARTIN | RHP | JR

FB/CT/SL/CH

- > Transferred from USC Sumter after two seasons, named All-Region X pitcher in 2022.
- > Appeared in 17 games in 2022, starting 11. Went 9-2 with one save and a 3.79 ERA. 58 K in 54.2 IP.
- > Dad played football for Pitt CC from '96-'97, then at Mount Olive from '98-'99.

12 - TROY BRITTS | RHP | SR

FB/SL/CH/KN

- > Medically redshirted at GS in 2022.
- > Played at Col. of Central Florida prior to GS, went 2-1 with two saves in 26 appearances.
- > Originally played at Liberty where he was part of a combined no-hitter against Marist (2/29/2020).
- > First collegiate appearance was against South Carolina in 2019.

17 - MITCHELL GROSS | LHP | SO

FB/CH/CV/CT

- > Played at Santa Fe College for three years before transferring to GS.
- > Started all 13 contests he appeared in in 2022, going 3-2 with a 4.01 ERA, 70Ks and only 12 BB. Threw two complete games.
- > Went to Forsyth Central in Cumming, Ga. Named Metro ATL HS All-Star, FCHS Outstanding Performer, and Second Team All-State.

18 - DAVIS SMITH | RHP | SO

FB/CH/CV

- > Redshirt for the 2023 season.
- > Played at Gordon State for three years, posting a 0.93 ERA in 2022 with a 2-0 record. Fanned 10 in 9.2 IP.
- > Played at Social Circle HS, where he won four letters. Ended his senior year with 88 K and only 19 BB.
- > Also played football, basketball, and ran cross country in high school.

24 - JONAH MILCHUCK | RHP | JR

FB/SL/SP

- > Transferred from Catawba Valley Community College after playing two years for the Red Hawks.
- > Appeared in 18 games in 2022, starting one and posting a 2-0 record.
- > Earned seven saves and struck out 54 in 38.2 innings of work in 2022.
- > Played at Athens Drive HS in Raleigh, NC, under head coach Taylor Webster.

25 - GA'VON WRAY | RHP | JR

FB/SL/CV/CH

- > Transfer from Tennessee after 2021 season (didn't see game action with the Vols)
- > Went 7-1 in 2022 with a 5.56 ERA, made 21 app with two starts.
- > First career start came in game 3 against Georgia State in 2022.
- > Sister, Ja'Nae plays softball at UAB. Father, Greg, played baseball at Wisconsin
- > Also played QB in football and Forward in basketball in high school

26 - JAY THOMPSON | LHP | GR

FB/SL

- > Transfer from Gordon State College after 2019 season
- > Tied for fourth in the nation with 37 relief appearances in 2022.
- > Led the nation in innings pitched by a reliever with 76.
- > Struck out 63, went 7-4 with six saves in 2022.
- > Pitches side armed. Moved from playing first base to pitcher after his time at GSC.

31 - WILL ROBBINS | LHP | SO

FB/CV/CH

- > Made five appearances in 2022 with one start against Jacksonville.
- > 2021 Forsyth County Player of the year
- > 9-0 record 0.60 ERA in 79 IP/149Ks during senior season in high school (2021)
- > Father, Matt, played golf at Troy and went on to be a Mini Tour golfer after collegiate career

32 - BEN STUART | RHP | FR

FB/SL/CH

- > Three year letter-winner at North Oconee HS, named 2022 4A Region 8 Pitcher of the Year and 2022 First Team All-State.
- > Posted a 13-0 record with 87 Ks and a 1.59 ERA his senior year.
- > Played club ball with Team Elite.
- > Uncle Mike Stuart played baseball at Mercer.

STARTER/RELIEVER BREAKDOWN

	W-L	ERA	IP	H	R/ER	BB	K
SP	9-10	6.48	115.1	137	94/83	51	112
RP	5-4	5.22	131.0	132	95/76	66	124
TOTAL	14-14	5.81	246.1	269	189/159	117	236

RECENT APPEARANCES

DATE	DEC	IP	H	R	ER	BB	K	P
4/1 (ODU)	n/a	1.0	0	0	0	0	2	15
3/8 (UGA)	n/a	0.1	1	3	3	1	1	13
2/26 (ETSU)	n/a	1.0	1	2	2	0	1	16
2/19 (WEST VA.)	n/a	1.1	1	1	0	1	0	25

RECENT APPEARANCES

DATE	DEC	IP	H	R	ER	BB	K	P
3/7 (UGA)	n/a	0.1	1	3	3	1	1	16
2/26 (ETSU)	n/a	0.0	2	3	3	1	0	12
2/19 (WEST VA.)	n/a	0.0	0	2	2	2	0	11

RECENT APPEARANCES

DATE	DEC	IP	H	R	ER	BB	K	P
4/2 (ODU)	n/a	2.0	2	0	0	1	1	27
3/31 (ODU)	n/a	1.0	2	0	0	0	2	20
3/25 (USM-1)	n/a	4.1	4	2	1	1	3	49
3/18 (USA)	SV	4.0	1	0	0	0	2	49

RECENT APPEARANCES

DATE	DEC	IP	H	R	ER	BB	K	P
------	-----	----	---	---	----	----	---	---

RECENT APPEARANCES

DATE	DEC	IP	H	R	ER	BB	K	P
3/31 (ODU)	n/a	2.2	1	0	0	0	5	46
3/29 (UGA)	n/a	1.0	3	1	1	0	0	20
3/22 (MERCER)	n/a	2.0	3	1	1	1	1	46
3/11 (RU-1)	n/a	1.1	3	3	2	1	0	37

RECENT APPEARANCES

DATE	DEC	IP	H	R	ER	BB	K	P
*4/2 (ODU)	W	5.0	2	0	0	1	3	68
*3/29 (UGA)	n/a	2.0	1	1	1	2	0	26
*3/22 (MERCER)	n/a	3.1	7	6	6	2	4	62
*3/14 (KSU)	L	4.0	5	3	3	1	4	64

RECENT APPEARANCES

DATE	DEC	IP	H	R	ER	BB	K	P
3/25 (USM-2)	W	2.1	3	0	0	0	0	27
3/25 (USM-1)	L	0.1	1	2	2	1	1	7
3/22 (MERCER)	SV	1.0	2	3	3	0	1	25
3/19 (USA)	SV	2.1	0	0	0	1	3	39

RECENT APPEARANCES

DATE	DEC	IP	H	R	ER	BB	K	P
3/29 (UGA)	W	3.0	1	0	0	0	2	40
3/25 (USM-1)	n/a	0.1	0	0	0	0	0	2
3/22 (MERCER)	n/a	1.0	2	1	1	1	2	29
3/14 (KSU)	n/a	1.0	2	1	1	2	2	31

RECENT APPEARANCES

DATE	DEC	IP	H	R	ER	BB	K	P
3/29 (UGA)	n/a	2.0	0	0	0	0	0	13
3/11 (RU-1)	n/a	2.2	4	2	2	0	1	35
3/7 (UGA)	n/a	1.0	3	2	2	1	0	23
2/26 (ETSU)	n/a	0.2	1	0	0	0	0	22

33 - THOMAS ROSS | RHP | JR FB/SL/CH

- > Attended Gordon State prior to joining the Eagles in 2022.
- > Made 18 appearances in 2022 with 14 Ks and six walks.
- > Made his first career start against #20 Georgia on 3/9.
- > Attended Prince Avenue Christian School, had a 0.60 ERA with a .480 BA his senior year.

34 - MICHAEL GUERRERO | RHP | FR FB/SL/SP

- > Transferred from Seminole State College, where he started 13 of his 16 appearances in 2022.
- > Struck out 95 and walked 41 with a 7-2 record and team-low 3.47 ERA in 2022.
- > Attended Sunshine State Elite Academy for high school.

36 - ANTHONY DIMOLA | LHP | R-SO FB/SL/CH

- > Made 18 appearances in 2022 with two starts, getting his first collegiate start against Mercer on 3/16.
- > Posted a 3.77 ERA with a 1-0 record.
- > Pitched a career-high four innings against Coastal Carolina on 5/1.
- > Redshirt his freshman year (2021).

37 - CAMERON OLIU | RHP | JR FB/SL/SP

- > Played at East Georgia State before transferring to GS.
- > Appeared in seven games his final season at EGSC, starting six contests.
- > Struck out 17 in 10.2 innings of work, only giving up a .184 OBA.
- > Had a 5-3 record with 88 Ks in 2021, threw a complete game shutout against ABAC on 3/21/2021 with 14 Ks.

42 - JAYLEN PADEN | RHP | JR FB/SL/CH

- > Two-way player for the Eagles who primarily sees action on the mound.
- > Went 6-2 with a team-high 64 Ks in 2022.
- > Had a career performance against Georgia State on 4/15 with 6.0 IP, 2 H, and 9 Ks.
- > Made his first relief appearance against Notre Dame in the Statesboro Regional.

44 - THOMAS HIGGINS | RHP | SO FB/SL/CV/CH

- > Shut down for the season due to preseason injury.
- > Made 16 appearances with three starts in 2022.
- > Earned his first career win against Georgia Tech on 2/22, sitting down 6 Yellow Jackets.
- > First career start came on 5/1 against Coastal Carolina.
- > Ended the season with 35 K in 34.2 IP.

46 - BRETT ZERBEL | LHP | R-FR FB/CH/SL

- > Redshirted his freshman year (2022).
- > Played at Augusta Christian High School, where he earned SCISA All-Region honors his senior year.
- > Batted .449 with 7 HR and had 51.1 IP.
- > Played club ball for Complete Game.

47 - JAKE MARTIN | RHP | JR FB/CB/CH

- > Shut down for the season with after Tommy John surgery.
- > Made 27 appearances in 2022 with a 3-1 record, 4.34 ERA, and two saves.
- > Pitched a career-high 3.2 IP against Troy on 5/8.
- > In 2020, Martin threw one pitch against Ball State to end the inning and collected the win.

50 - REM MAXWELL | RHP | R-FR FB/SL/CH

- > Redshirted his freshman year (2022).
- > Attended Jefferson HS, was named an All-State pitcher in 2021.
- > Posted a 0.70 ERA his senior year.
- > Played football in HS, and finished top five in tackles in school history.

99 - BRADY PENDLEY | RHP | FR FB/CT/CV/CH

- > Four-year letter winner at Dalton HS.
- > Pitched 44 innings his senior year with 79 Ks and a 1.81 ERA.
- > Named 2022 6A Region 5 First Team and All-Area First Team
- > Also played football in HS, has over 1,900 passing yards and 20 TDs through the air with 300 rush yards and 3 rushing TDs his senior year.

RECENT APPEARANCES

DATE	DEC	IP	H	R	ER	BB	K	P
4/11 (ODU)	n/a	0.0	0	0	0	2	0	9
3/29 (UGA)	n/a	0.1	0	0	0	0	0	8
3/25 (USM-2)	n/a	0.1	1	0	0	1	0	11
3/19 (USA)	n/a	0.2	0	0	0	1	1	11

RECENT APPEARANCES

DATE	DEC	IP	H	R	ER	BB	K	P
3/8 (UGA)	n/a	0	0	0	0	3	0	18

RECENT APPEARANCES

DATE	DEC	IP	H	R	ER	BB	K	P
*3/25 (USM-2)	n/a	3.0	7	5	5	1	1	54
*3/19 (USA)	W	4.0	2	0	0	0	5	44
3/14 (KSU)	n/a	1.0	0	0	0	0	2	12
3/8 (UGA)	L	1.0	2	3	2	2	0	30

RECENT APPEARANCES

DATE	DEC	IP	H	R	ER	BB	K	P
4/11 (ODU)	n/a	1.1	2	2	0	1	3	31
3/25 (USM-2)	n/a	0.1	0	0	0	1	0	11
3/22 (MERCER)	n/a	0.2	1	0	0	0	0	8
3/8 (UGA)	n/a	1.2	2	2	1	1	2	38

RECENT APPEARANCES

DATE	DEC	IP	H	R	ER	BB	K	P
3/7 (UGA)*	n/a	2.0	2	5	5	3	3	55
2/28 (MERCER)*	W	5.0	2	0	0	2	8	76
2/21 (GA. TECH)*	n/a	3.0	5	5	5	2	3	61
2/17 (WEST VA.)	SV	1.0	1	0	0	1	2	30

RECENT APPEARANCES

DATE	DEC	IP	H	R	ER	BB	K	P
------	-----	----	---	---	----	----	---	---

RECENT APPEARANCES

DATE	DEC	IP	H	R	ER	BB	K	P
4/11 (ODU)	n/a	2.2	2	2	2	1	7	47
3/29 (UGA)	n/a	0.2	1	0	0	0	0	6
3/11 (RU-1)	n/a	1.0	2	1	1	1	1	28
3/7 (UGA)	n/a	0.1	0	0	0	0	0	1

RECENT APPEARANCES

DATE	DEC	IP	H	R	ER	BB	K	P
------	-----	----	---	---	----	----	---	---

RECENT APPEARANCES

DATE	DEC	IP	H	R	ER	BB	K	P
------	-----	----	---	---	----	----	---	---

RECENT APPEARANCES

DATE	DEC	IP	H	R	ER	BB	K	P
3/11 (RU-1)	n/a	1.0	3	3	3	2	1	31
2/26 (ETSU)	n/a	0.1	0	0	0	1	0	8
2/19 (WEST VA.)	n/a	0.2	1	3	2	2	0	20


WEEKLY AWARDS

Feb. 21	Player	Jose Gonzalez (TXST)
	Pitcher	Levi Wells (TXST)
Feb. 28	Player	Hunter Fitz-Gerald (ODU)
	Pitcher	Ben Johnson (GS)
March 7	Player	Shane Lewis (Troy)
	Pitcher	Matthew Adams (USM)
March 14	Player	Chase Mora (TXST)
	Pitcher	Niko Mazza (USM)
March 21	Player	Dylan Strickland (GAST)
	Pitcher	Jackson Nezuh (LA)
March 28	Player	Julian Brock (LA)
	Pitcher	Patrick Copen (MRSH)
April 4	Player	
	Pitcher	
April 11	Player	
	Pitcher	
April 18	Player	
	Pitcher	
April 25	Player	
	Pitcher	
May 2	Player	
	Pitcher	
May 9	Player	
	Pitcher	
May 16	Player	
	Pitcher	
May 22	Player	
	Pitcher	

PRESEASON HONORS

Preseason Player of the Year	Noah Ledford, GS
Preseason Pitcher of the Year	Tanner Hall, USM
Preseason All-Sun Belt Team	
Starting Pitcher	Tanner Hall, USM
Starting Pitcher	Levi Wells, TXST
Starting Pitcher	Zeke Wood, TXST
Relief Pitcher	Triston Dixon, TXST
Catcher	Julian Brock, LA
First Base	Carson Roccaforte, LA
Second Base	Jesse Sherrill, GS
Shortstop	Dustin Dickerson, USM
Third Base	Jarrett Brown, GS
Outfield	Max Ryerson, GAST
Outfield	Carson Paetow, USM
Outfield	Jose Gonzalez, TXST
Designated Hitter	Noah Ledford, GS
Utility	Cameron Jones, GAST

CONFERENCE STANDINGS

TEAM NAME	CONFERENCE		OVERALL		H	A	N	STRK	RPI
	W-L	PCT	W-L	PCT					
 OLD DOMINION	7-2	.778	22-6	.786	15-3	7-3	0-0	L1	34
 COASTAL CAROLINA	7-2	.778	18-7	.720	12-5	6-2	0-0	W4	12
 LOUISIANA	6-3	.667	19-9	.679	15-5	4-3	0-1	W2	88
 APPALACHIAN STATE	6-3	.667	15-11	.577	7-6	8-5	0-0	L1	73
 GEORGIA SOUTHERN	5-4	.556	14-14	.500	9-10	5-3	0-1	W1	79
 TEXAS STATE	5-4	.556	19-9	.679	15-5	4-4	0-0	W1	81
 SOUTHERN MISS	5-4	.556	16-10	.615	12-4	4-5	0-1	W1	40
 TROY	4-5	.444	20-9	.690	16-5	4-4	0-0	L1	43
 MARSHALL	4-5	.444	13-12	.520	5-6	5-6	3-0	W1	95
 GEORGIA STATE	4-5	.444	14-14	.500	10-7	4-7	0-0	L3	120
 JAMES MADISON	3-4	.429	16-11	.593	10-6	6-5	3-0	L1	168
 SOUTH ALABAMA	3-6	.333	12-16	.429	7-9	5-6	0-1	W1	158
 ARKANSAS STATE	1-6	.143	10-15	.400	7-8	2-8	0-0	L1	258
 ULM	1-8	.111	10-19	.345	8-11	2-8	0-0	L1	205

TEAM LEADERBOARDS (2022)
BATTING AVERAGE

1. GEORGIA SOUTHERN	.296
2. South Alabama	.294
3. Texas State	.293
4. Coastal Carolina	.288
5. Georgia State	.287
6. Little Rock*	.286
7. Louisiana	.285
8. Troy	.274
9. ULM	.266
10. App State	.252

RUNS SCORED

1. Texas State	471
2. Coastal Carolina	468
3. GEORGIA SOUTHERN	441
4. South Alabama	382
5. Troy	367
6. Louisiana	357
7. Georgia State	351
8. ULM	303
9. Little Rock*	293
10. App State	264

STOLEN BASES

1. Louisiana	136
2. Coastal Carolina	90
3. ULM	80
4. Georgia State	75
5. Little Rock*	68
6. Texas State	66
7. Troy	54
8. GEORGIA SOUTHERN	48
9. South Alabama	48
10. App State	36

EARNED RUN AVERAGE

1. Louisiana	4.21
2. Texas State	4.35
3. South Alabama	4.73
4. GEORGIA SOUTHERN	4.83
5. Troy	4.97
6. Coastal Carolina	4.97
7. Georgia State	5.21
8. App State	5.96
9. ULM	5.97
10. UT-Arlington*	6.37

SLUGGING PERCENTAGE

1. Texas State	.489
2. Coastal Carolina	.484
3. Georgia State	.461
4. GEORGIA SOUTHERN	.451
5. Louisiana	.446
6. South Alabama	.445
7. Little Rock*	.438
8. Troy	.428
9. ULM	.405
10. Arkansas State	.365

HOME RUNS

1. Texas State	87
2. Coastal Carolina	82
3. Georgia State	75
4. GEORGIA SOUTHERN	62
5. Louisiana	56
6. Troy	54
7. ULM	50
8. South Alabama	47
9. Little Rock*	44
10. Arkansas State	40

ON-BASE PERCENTAGE

1. Coastal Carolina	.400
2. Texas State	.399
3. South Alabama	.399
4. GEORGIA SOUTHERN	.395
5. Georgia State	.373
6. Troy	.368
7. Little Rock*	.367
8. ULM	.366
9. Louisiana	.357
10. UT-Arlington*	.343

STRIKEOUTS

1. Texas State	541
2. Louisiana	532
3. Coastal Carolina	524
4. Troy	520
5. Georgia State	505
6. South Alabama	440
7. GEORGIA SOUTHERN	438
8. App State	430
9. UT-Arlington	408
10. ULM	398

* indicates team no longer in the Sun Belt

RECORD BREAKDOWN

BY UNIFORM

Script Eagles	4-3
White Pins	5-1
Road Pins	3-1
Road Script	1-2
Blue Eagles	1-6
Creams	1-1

BY HAT

Blue w/ White GS	14-12
White w/ Blue GS	0-0
Camo w/ Blue GS	0-2

BY JERSEY

White Script Eagles	4-3
White Pinstripe	4-1
Grey Pinstripe	3-1
Grey Script Georgia Southern	1-2
Blue Eagles	1-6
Cream Eagles	1-1

BY PANTS

White Pants	4-6
White Pinstripe	4-3
Grey Pinstripe	3-1
Grey Pants	2-3
Cream Pants	1-1

DAY OF WEEK

Monday	0-0
Tuesday	1-3
Wednesday	2-1
Thursday	0-0
Friday	3-4
Saturday	5-3
Sunday	3-3

PRESEASON POLL

FIRST PLACE VOTES IN PARENTHESES

1. Southern Miss (11) – 192

T2. Georgia Southern – 158

T2. Texas State (1) – 158

4. Louisiana (1) – 154

5. Coastal Carolina (1) – 151

6. South Alabama – 123

7. Old Dominion – 116

8. Troy – 109

9. Georgia State – 76

10. James Madison – 73

11. ULM – 58

12. App State – 43

13. Marshall – 36

14. Arkansas State – 23

WINNING TRADITION

> Since 2017, Georgia Southern has the second-most wins of any team in the Sun Belt, trailing only Coastal Carolina by four wins. Note these are total wins from before the 2023 season, not only conference wins.

Coastal Carolina	193
Georgia Southern	189
South Alabama	177
Louisiana	174
Troy	172

WELL REPRESENTED

> For the first time since 2013, the Sun Belt Conference sent four teams to the postseason in 2022. Georgia Southern hosted the first ever NCAA Regional, while Louisiana, Coastal Carolina, and Texas State all traveled to regionals. New conference member Southern Miss hosted a regional and a Super Regional in 2022 before falling to the eventual national champion, Ole Miss.

FAMILIAR TERRITORY

> For the second consecutive season, Georgia Southern is picked to finish second in the Sun Belt, tied with Texas State, as voted on by coaches and SIDs in the league. In the same amount of time, Georgia Southern has also not earned a first place vote, while TXST, UL, and CCU all have one vote. USM is the favorite in the SBC with 11 votes.

LED LEADS THE WAY

> Noah Ledford earned the Eagles' first-ever Sun Belt Preseason Player of the Year award after his career-season in 2022.

> Ledford also earned All-American honors by the ABCA and NCBWA in 2022, as well as earning All-SBC and All-Statesboro Regional honors.

PRESENT

> This year's team is rallying behind the idea of being "Present." The team preaches a "be in the moment" mentality, with nothing mattering more than the current moment, the current pitch, the current at bat.

D1 RECOGNITION

> D1Baseball has named four Eagles to their top preseason players lists. The four Eagles named are as follows:

Noah Ledford – #12, First Base
 Jesse Sherrill – #21, Second Base
 Ty Fisher – #116, Starting Pitcher
 Jay Thompson – #40, Relief Pitcher

> In addition, freshman RHP Zachary Harris was named D1Baseball's SBC Freshman of the Year and Top Impact Freshman.

> D1Baseball listed out top draft prospects for 2023 and 2024 as well. Three Eagles were named to the 2023 list, with two coming in on the 2024 list:

2023
 #10 – RHP Jaylen Paden
 #15 – RHP Ben Johnson
 #37 – 3B Jarrett Brown

2024
 #10 – RHP Thomas Higgins
 #14 – C JD Kaiser

> RHP Benjamin Stuart, RHP Brady Pendley, and OF AJ Wenrich were also named to D1Baseball's Impact Freshmen list, coming in at #27, #29, and #30 respectively.

NOW FOR SOMETHING A LITTLE DIFFERENT

> Thanks for reading the notes so far! Inspired by Caleb Garner, Arkansas State's baseball SID, I'd like to give you some fun facts for making it this far. These will change through the season, so here are some fun facts about Pixar's Cars, several of the pitcher's favorite movie:

> Luigi's license plate reads 445-108, which is the latitude and longitude for the main Ferrari factory in Modena, Italy.

> Cars was the last movie produced by Pixar before Disney officially bought the company.

> When Lightning McQueen finally gets pulled over by the Sheriff after destroying the road, the Sheriff says, "Boy, you're in a heap o' trouble", the signature line from Dodge commercials featuring Joe Higgins as the Sheriff, which aired in the early 1970s.

> At one hour 57 minutes, Cars was the longest Pixar movie until Incredibles 2 (2018) surpassed it by a minute. Without the credits, Incredibles 2 is 1h 49 min, while Cars is 1h 52 min.

> The mountain range behind Radiator Springs resembles the Cadillac Ranch. This is an installation of a row of half-buried, nose-down Cadillacs, near Amarillo, Texas. The map refers to the Cadillac Range.

HITTING

Hit 2 Homeruns	3/25/2023 Noah Ledford @ Southern Miss
Hit 3 Homeruns	5/5/2019 Mason McWhorter @ Troy
Hit 4 Homeruns	3/6/1999 Dustin Langley vs Appalachian St
Hit Grandslam	3/29/2023 Luke Hatcher @ Georgia
Walkoff Homerun	3/5/2022 Jason Swan (10th Inning) Miami (OH)
Pinch-hit Homerun	3/11/2023 Corey Dowdell vs. Rutgers
Inside the park Homerun	5/7/2017 Jordan Wren @ Louisiana
Extra Innings Homerun	3/5/2022 Jason Swan (10th Inning) Miami (OH)
Multiple HR in same inning	2 3/8/2009 Griffin Benedict East Carolina
Homerun in 4 straight games	Mason McWhorter 2022
	4/16, 4/17, 4/18 @ Coastal Carolina, 5/21 @ Kennesaw State
Back-to-Back Homeruns	Luke Hatcher/Blake Evans
	3/22/2023 at Mercer
Back-to-Back-to-Back HR	Ben Morgan/Chase Griffin/TD Davis
	2/22/2013 vs Indiana
Three HR in one Inning	Noah Ledford/Austin Thompson/Tyler Martin
	3/10/2019 vs UNC Asheville
HR in first collegiate at-bat	2/16/2018 Noah Searcy @ Georgia
Two triples in a game	2/22/2003 Brendan Gilligan @ UNCG
Three doubles in a game	4/16/2019 Steven Curry vs Charleston Southern
Hit for the Cycle	3/13/2021 Mason McWhorter vs UAB
Six hits in a game	3/22/2006 Chris Shehan vs Coppin State
Five hits in a game	3/13/2021 Mason McWhorter vs UAB
Four hits in a game	3/29/2023 Jarrett Brown @ Georgia
Eight at-bats	2/24/2016 CJ Ballard vs Georgia Tech
Drove in nine runs	3/29/1978 Mark Strucher vs Mars Hill
Drove in eight runs	4/25/2017 Jordan Wren @ Mercer
Drove in seven runs	5/20/2022 Noah Ledford vs UT Arlington
Scored five runs	5/26/2011 Shawn Payne vs Western Carolina
Scored four runs	3/18/2023 Luke Hatcher vs South Alabama
Three stolen bases	5/23/2019 Jason Swan vs Little Rock (SBC Tourney)
Stole Home	2/19/2022 Parker Biederer @ Tennessee

PITCHING

Threw a no-hitter	1950 Clyde Little Jacksonville
Threw a one-hitter	5/4/2018 Brian Eichhorn vs Troy
Threw Combined one-hitter	3/12/2022 vs William & Mary
	Ben Johnson/Hayden Harris/Jay Thompson
Threw a complete game	6/4/2022 Ty Fisher vs UNCG (Statesbor Regional)
Threw a Shutout	6/4/2022 Ty Fisher vs UNCG (Staesboro Regional)
Threw back-to-back-to-back complete games	Everett Teaford 2006
	4/28/06 @ Elon 5/6/06 @ College of Charleston 5/12/06 vs App St
Had 18 strikeouts	3/28/1959 Ray Mims vs Davidson
Had 16 strikeouts	3/30/2012 Chris Beck vs College of Charleston
Had 13 strikeouts	3/22/2019 Seth Shuman vs Little Rock
Had 10+ Strikeouts	11 5/8/2021 Jordan Jackson at Arkansas State
	TEAM
Walkoff Win	3/27/2022 vs Arkansas State Jesse Sherrill RBI HBP
Walkoff Loss	3/3/2023 at UCF Tom Josten Two-Run HR
Had 25 Hits	4/22/2008 vs North Florida
Had 20-24 Hits	22 5/17/2022 vs Mercer
Scored 20 or more runs	21 5/17/2022 vs Mercer
Scored 15-19 Runs	16 4/2/2023 vs Old Dominion
Scored 10-14 Runs	10 3/25/2023 at Southern Miss
Hit 7 Homeruns	5/20/2022 vs UT Arlington
Hit 5 Homeruns	5/7/2017 @ Louisiana
Did not strikeout	5/25/2016 vs Little Rock
Won 10-14 straight games	12 Games 4/27/2010-5/18/2010
Won 15+ straight games	16 Games 3/24/1990-4/14/1990
Extra-Innings Victory	4/12/2022 at Presbyterian W (10), 9-7
Extra-Innings Loss	4/20/2022 @ Florida State L (11), 6-5
Shutout Opponent	4/2/2023 vs Old Dominion W, 16-0 F/7
Was Shutout	3/11/2023 vs Rutgers L, 7-0 (No-hitter)
Back-to-Back-to-Back shutouts	2020
Turned 5 Double Plays	3/7/2020, 3/8/2020 vs Valparaiso, 3/10/2020 vs Georgia
	5/17/2011 @ Appalachian State

JACK STALLINGS FIELD AT J.I. CLEMENTS STADIUM

> Home of Eagle Baseball since 2005, J.I. Clements Stadium has treated Georgia Southern well, holding a staggering .660 winning percentage at home (320-165).

> The stadium is named after former Eagles skipper J.I. Clements, who was the head of the program from 1949-66, and again in 1968. Clements led the Eagles to their first national championship in 1962.

> The field was dedicated to former Eagles head coach Jack Stallings on Feb. 19, 2005. Stallings is the winningest coach in school history with 859 victories in 24 seasons. Stallings also led the Eagles to the 1990 College World Series where they defeated Harvard in the first round. Stallings is one of two Eagles to have his number retired at J.I.

> J.I. Clements Stadium owns the distinction of being the only college baseball stadium with a completely manual scoreboard. The scoreboard is located in right field as part of the "Blue Monster," a 24 ft. wall that was added in a 2017 renovation of the stadium. While other schools, such as Loyola Marymount, have mostly manual boards, GS' is completely manual and has no electronics integrated at all.

Capacity: 3,000 (528 chairbacks/1,988 stadium bench back seats)

Surface: Natural Grass

Groundbreaking: May 2004

First Game: February 12, 2005 (L, Ga. Tech, 6-10)

First Victory: February 19, 2005 (W, George Washington, 9-8)

Field Dedication: February 19, 2005

Field Dimensions: 335 (LL), 390 (CF), 329 (RL)

Grandstand: Covered area for concessions and restrooms

Dugouts: Sunken with area for TV cameras near each dugout

Home Dugout: Third base side

Batter's Eye: 35 ft. x 55 ft. located in center field

Press Box: Seating for 30 media members; separate booths for television, home & visiting radio.

VIP Suite: 27 chairback seats overlooking the stadium. Indoor area with social room, television and additional seating.

Champions Room: Located on main concourse; large meeting room with kitchen.

Batting Cages: Four covered cages located down the left field line. ("Fort Knox")

Freedom's Alley: New standing-room only patio between the Blue Monster and right-center

Retired Numbers:

#1 (former head coach Jack Stallings)

#20 (All-American Todd Greene)



NOTES

TEAM OVER ME

> One of the team's mantras is "Team Over Me," and they put it into motion on the field, as evidenced by one particular stat from last year. Georgia Southern was second in the nation in sacrifice hits last season with 59. Christian Avant, last year's right-fielder, was eighth in the nation with 13 sacrifice hits of his own last season and was 16th in SH per game with .21.

> Georgia Southern led the Sun Belt in hit by pitches with 92 and also had two players tie for second in the conference last season in HBP. Both Jesse Sherrill and Christian Avant had 17 HBP each, just one shy of Troy's Jesse Hall who led the SBC with 18. Sherrill most notably had a walk-off bases loaded HBP against Arkansas State on 3/27 last season, which lifted the Eagles over the Red Wolves and gave the Eagles the sweep.

FIND A WAY

> Another mantra that was a staple from the 2022 season was "Find A Way." The Eagles had 25 come from behind victories last season, where they would find a way to end games on top. The 25 come from behind wins are the most in the nation.

STALLINGS TO THE HOF

> Former Georgia Southern skipper Jack Stallings was announced to be inducted into the Georgia Sports Hall of Fame on January 19 in the new "Legends" category. Stallings began his career as Assistant Coach at his alma mater of Wake Forest, and became the Demon Deacons Head Coach in 1960. After nine seasons, he became the Head Coach at Florida State, and in 1970 led the Seminoles to the College World Series, where they finished as runners-up. Coach Stallings became the head coach at Georgia Southern in 1976, where he remained for the rest of his coaching career, guiding the Eagles to three SoCon championships, five NCAA postseason appearances, and one CWS appearance in 1990.

EAGLES IN THE BIGS

With over 115 draft picks, Georgia Southern baseball players have success when it comes to getting to the next level. The Eagles currently have 10 players in the minor leagues and the big leagues.

- > Blakely Brown - New York Yankees
Current Team: FCL Yankees East
Highest 2022 Level Reached: ROKK
- > Chase Cohen - Oakland Athletics
Current Team: Midland RockHounds (AA)
Highest 2022 Level Reached: AA
- > Brian Eichhorn - Cleveland Guardians
Current Team: Lake County Captains (High-A)
Highest 2022 Level Reached: High-A
- > Sam Howard - Detroit Tigers
Current Team: Toledo Mud Hens (AAA)
Highest 2022 Level Reached: MLB (PIT)
- > Seth Shuman - Washington Nationals
Current Team: Wilmington Blue Rocks (High-A)
Highest 2022 Level Reached: High-A
- > Joe Nahas - Chicago Cubs
Current Team: South Bend Cubs (High-A)
Highest 2022 Level Reached: AA
- > Nick Jones - Los Angeles Angels
Current Team: Rocket City Trash Pandas (AA)
Highest 2022 Level Reached: AA
- > Jordan Jackson - Seattle Mariners
Current Team: Everett AquaSox (High-A)
Highest 2022 Level Reached: High-A
- > Jonathan Edwards - Los Angeles Dodgers
Current Team: Rancho Cucamonga Quakes (Low-A)
Highest 2022 Level Reached: Low-A
- > Hayden Harris - Atlanta Braves
Current Team: FCL Braves
Highest 2022 Level Reached: ROKK

EAGLES IN THE POLLS

WEEK	D1	BA	CBN	NCBWA	PG	COACHES
PRESEASON	NR	NR	35	RV	NR	RV
WEEK 1	NR	NR	NR	RV	NR	RV
WEEK 2	NR	NR	NR	NR	NR	NR
WEEK 3	NR	NR	NR	NR	NR	NR
WEEK 4	NR	NR	NR	NR	NR	NR
WEEK 5	NR	NR	NR	NR	NR	NR
WEEK 6	NR	NR	NR	NR	NR	NR
WEEK 7	NR	NR	NR	NR	NR	NR
WEEK 8	NR	NR	NR	NR	NR	NR
WEEK 9						
WEEK 10						
WEEK 11						
WEEK 12						
WEEK 13						
WEEK 14						
WEEK 15						

NR - Not Ranked RV - Receiving Votes UR - Unreleased when notes were made

INNING-BY-INNING HIGHS

	1ST	2ND	3RD	4TH	5TH	6TH	7TH	8TH	9TH
OPPONENT	3 UGA 3/8	4 Recent: ODU 4/1	6 UGA 3/7	3 UGA/at USM 3/8 & 3/25	4 WVU 2/19	3 ODU 3/31	7 ETSU 2/26	3 at USM (G1) 3/25	4 WVU 2/19
GS	11 at UCF 3/4	6 at UCF 3/5	4 at UCF/USM 3/4 & 3/25	8 vs. ODU 4/2	2 vs. WVU 2/18	4 vs. ETSU 2/25	3 vs. WVU 2/17	4 vs. UGA 3/7	3 at USM (G2) 3/25

BIG INNINGS (3+ HITS)

OPPONENT	INN.	BATTERS	R	H	E	FINAL	OPPONENT	INN.	BATTERS	R	H	E	FINAL	OPPONENT	INN.	BATTERS	R	H	E	FINAL	
ETSU (2/25)	4th	10	4	3	0	9-0 GS	Mercer (3/22)	3rd	9	5	4	0	12-11 GS								
ETSU (2/25)	6th	8	4	4	0	9-0 GS	Mercer (3/22)	7th	9	5	5	0	12-11 GS								
Mercer (2/28)	2nd	6	1	3	0	11-0 GS	USM-1 (3/25)	8th	7	2	3	1	9-7 USM								
UCF (3/3)	3rd	7	2	3	0	6-4 UCF	USM-2 (3/25)	3rd	8	4	3	1	10-8 GS								
UCF (3/4)	1st	17	11	10	0	17-9 GS	UGA (3/29)	6th	10	5	6	0	12-2 GS								
UCF (3/4)	3rd	10	4	6	0	17-9 GS	UGA (3/29)	7th	6	2	3	0	12-2 GS								
UCF (3/5)	2nd	10	6	5	0	11-8 GS	ODU (3/31)	6th	7	2	3	2	7-5 ODU								
UCF (3/5)	4th	6	2	3	1	11-8 GS	ODU (4/1)	4th	8	3	3	0	12-7 ODU								
UGA (3/7)	1st	7	3	3	0	17-11 UGA	ODU (4/2)	2nd	8	4	4	0	16-0 GS								
UGA (3/7)	3rd	10	4	4	0	17-11 UGA	ODU (4/2)	4th	12	8	7	2	16-0 GS								
RU (3/10)	3rd	6	2	3	0	5-2 RU															
RU-1 (3/11)	7th	7	3	4	0	19-6 RU															
KSU (3/14)	8th	8	2	3	0	4-3 KS															
USA (3/17)	1st	8	5	3	0	10-6 GS															
USA (3/18)	8th	7	2	3	1	11-1 GS															
USA (3/19)	4th	9	4	4	1	5-4 GS															

SERIES STATS

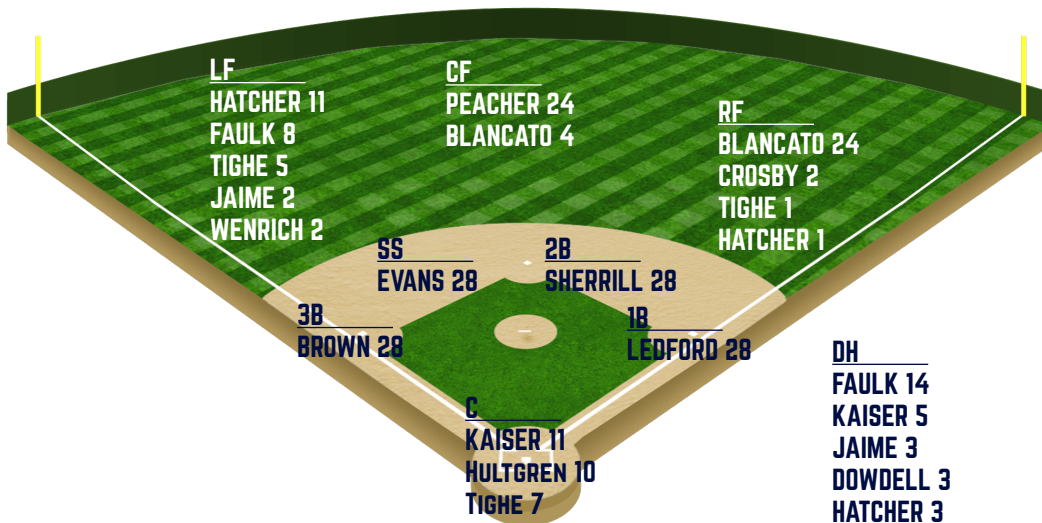
HITTING

TEAM	W-L	AVG	R	H	2B	3B	HR	RBI	BB	K	SB
West Virginia	2-1	.176	14	15	2	0	1	11	19	22	3-4
ETSU	2-1	.314	19	33	5	2	1	15	13	22	3-4
UCF	2-1	.372	34	45	6	1	2	32	13	22	3-3
Georgia	1-2	.302	27	32	7	0	1	25	23	34	1-2
Rutgers	0-3	.154	8	14	4	0	4	8	14	37	2-3
South Alabama	3-0	.280	26	26	1	0	4	19	17	20	4-4
Southern Miss	1-2	.291	20	30	5	1	4	20	13	35	1-2
Old Dominion	1-2	.327	28	34	5	1	5	28	9	22	1-1
Coastal Carolina											
Appalachian State											
Marshall											
ULM											
Troy											
Georgia State											
JMU											

PITCHING

TEAM	W-L	ERA	IP	H	R	ER	BB	K	OPP. AVG
West Virginia	2-1	5.00	27.0	26	18	15	16	26	.263
ETSU	2-1	5.00	27.0	28	17	15	7	24	.267
UCF	2-1	6.15	26.1	36	21	18	9	25	.321
Georgia	1-2	8.65	26.0	25	28	25	19	18	.253
Rutgers	0-3	7.33	27.0	40	31	22	14	22	.364
South Alabama	3-0	2.00	27.0	20	11	6	7	24	.198
Southern Miss	1-2	6.48	25.0	34	21	18	10	16	.340
Old Dominion	1-2	6.12	25.0	22	19	17	15	34	.229
Coastal Carolina									
Appalachian State									
Marshall									
ULM									
Troy									
Georgia State									
JMU									

STARTS BY POSITION





PLAYER	DATE	OPP	ON BASE	OUTS
Noah Ledford	2/19	WVU	1	1
Zane Faulk	2/24	ETSU	0	0
Jarrett Brown	2/28	MER	1	1
Noah Ledford	3/4	UCF	0	0
Noah Ledford	3/5	UCF	0	0
Blake Evans	3/10	RU	0	1
Corey Dowdell	3/11	RU-1	1	0
Sam Blancato	3/11	RU-1	0	1
Noah Ledford	3/11	RU-1	0	1
Luke Hatcher	3/17	USA	3	2
Jarrett Brown	3/17	USA	3	0
Sam Blancato	3/18	USA	2	2
Jarrett Brown	3/19	USA	0	1
Luke Hatcher	3/22	MER	1	2
Blake Evans	3/22	MER	0	2
Blake Evans	3/22	MER	1	1
Kyler Hutlgren	3/24	USM	1	1
Noah Ledford	3/25	USM-2	1	0
Noah Ledford	3/25	USM-2	0	0
Sam Blancato	3/25	USM-2	1	2
Luke Hatcher	3/29	UGA	3	0
Jarrett Brown	3/31	ODU	0	2
JP Tighe	3/31	ODU	0	0
Jarrett Brown	4/1	ODU	0	0
Corey Dowdell	4/2	ODU	2	2
Noah Ledford	4/2	ODU	2	2



BATTING BREAKDOWN

1	2	3	4	5	6	7	8	9	NAME	C	1B	2B	3B	SS	LF	CF	RF	DH
-	-	-	-	-	-	-	-	-	Cason Eubanks	-	-	-	-	-	-	-	-	-
-	-	-	-	-	-	-	-	-	Hunter Noblitt	-	-	-	-	-	-	-	-	-
-	-	-	-	-	-	-	-	-	Jarrett Jenkins	-	-	-	-	-	-	-	-	-
-	-	-	-	-	-	5	5	-	Kyler Hultgren	10	-	-	-	-	-	-	-	-
28	-	-	-	-	-	-	-	-	Jesse Sherrill	-	-	28	-	-	-	-	-	-
-	-	-	-	15	5	2	-	-	Zane Faulk	-	-	-	-	-	8	-	-	14
-	3	16	3	-	-	3	-	3	Sam Blancato	-	-	-	-	-	-	4	24	-
-	-	-	-	-	13	-	3	-	JD Kaiser	11	-	-	-	-	-	-	-	5
-	-	-	6	4	-	5	-	-	Luke Hatcher	-	-	-	-	-	11	-	1	3
-	-	-	1	1	2	6	3	-	JP Tighe	7	-	-	-	-	5	-	1	-
-	24	-	-	-	3	1	-	-	Jarrett Brown	-	-	-	28	-	-	-	-	-
-	-	-	-	-	-	-	-	24	JC Peacher	-	-	-	-	-	-	24	-	-
-	-	-	-	-	-	-	-	-	Phillip Ard	-	-	-	-	-	-	-	-	-
-	-	-	1	6	4	-	17	-	Blake Evans	-	-	-	-	28	-	-	-	-
-	-	12	16	-	-	-	-	-	Noah Ledford	-	28	-	-	-	-	-	-	-
-	-	-	-	-	-	1	-	1	Cameron Crosby	-	-	-	-	-	-	-	2	-
-	-	-	-	-	-	2	-	-	AJ Wenrich	-	-	-	-	-	2	-	-	-
-	-	-	-	-	-	-	-	-	AJ Trupp Jr.	-	-	-	-	-	-	-	-	-
-	-	-	-	-	-	-	-	-	Bobby Stang	-	-	-	-	-	-	-	-	-
-	-	-	-	-	-	-	-	-	Colin Livingston	-	-	-	-	-	-	-	-	-
-	-	-	-	-	-	-	-	-	Tyler Triche	-	-	-	-	-	-	-	-	-
-	1	-	1	-	-	3	-	-	Jonathan Jamie	-	-	-	-	-	2	-	-	3
-	-	-	-	2	1	-	-	-	Corey Dowdell	-	-	-	-	-	-	-	-	3

MULTI-HIT AND MULTI-RBI GAMES

NAME	2	3	4	5+	TOTAL	2	3	4	5+	TOTAL
Cason Eubanks	-	-	-	-	-	-	-	-	-	-
Hunter Noblitt	-	-	-	-	-	-	-	-	-	-
Jarrett Jenkins	-	-	-	-	-	-	-	-	-	-
Kyler Hultgren	-	-	-	-	-	3	-	-	-	3
Jesse Sherrill	5	4	1	-	10	3	1	-	-	4
Zane Faulk	3	1	-	-	4	2	1	-	-	3
Sam Blancato	9	2	1	-	12	6	3	-	-	9
JD Kaiser	3	2	-	-	5	2	-	-	-	2
Luke Hatcher	5	1	-	-	6	2	2	-	1	5
JP Tighe	-	1	-	-	1	1	-	-	-	1
Jarrett Brown	9	2	1	-	12	4	2	-	-	6
JC Peacher	2	1	-	-	3	-	-	-	-	-
Phillip Ard	-	-	-	-	-	-	-	-	-	-
Blake Evans	7	2	1	-	10	2	2	-	-	4
Noah Ledford	4	2	1	-	7	5	2	1	1	9
Cameron Crosby	-	-	-	-	-	1	-	-	-	1
AJ Wenrich	-	-	-	-	-	-	-	-	-	-
AJ Trupp Jr.	-	-	-	-	-	-	-	-	-	-
Bobby Stang	-	-	-	-	-	-	-	-	-	-
Colin Livingston	-	-	-	-	-	-	-	-	-	-
Tyler Triche	-	-	-	-	-	-	-	-	-	-
Jonathan Jamie	2	-	-	-	2	-	-	-	-	-
Corey Dowdell	1	-	-	-	1	1	-	1	-	2
TEAM	50	18	5	-	73	32	13	2	2	49

00 - CASON EUBANKS | INF
HT: 5-8 WT: 175 B/T: R/R YR: FR HOME: DOTHAN, ALA.

- > Redshirted for the 2023 season.
- > Attended Pike Liberal Arts School in Troy, Ala.
- > Hit .435 his senior year with 8 2B, 5 3B, 32 SB, 51 R and 31 RBI.
- > Won the Alabama state championship in 2022, his senior season.
- > Major: Nursing / Exercise Science

3 - JARRETT JENKINS | INF
HT: 5-11 WT: 185 B/T: R/R YR: R-SO HOME: AUBURN, GA.

- > Entering his third season with the Eagles.
- > Redshirted in 2021, saw limited action in 2022 with 11 games played.
- > Scored two runs and had three putout assists in 2022.
- > Won All-Region three times at Dacula HS.
- > Major: Finance

5 - JESSE SHERRILL | INF
HT: 6-2 WT: 170 B/T: L/R YR: SR HOME: PENSACOLA, FLA.

- > Entering his second season with the Eagles after transferring from Kenn. State.
- > Earned several honors, including All-SBC and SBC All-Tournament in 2022.
- > Led the team in BA with a .361 BA, led in runs (62), stolen bases (13) and tied in hits (79).
- > Attended Tate HS in Pensacola, Fla., earning two letters while in high school.
- > Major: Psychology

8 - SAM BLANCATO | OF
HT: 5-10 WT: 180 B/T: S/R YR: R-JR HOME: MARIETTA, GA.

- > Entering his fourth season with the Eagles after a breakout year in 2022.
- > Moved into the starting lineup to replace injured Parker Biederer.
- > Ended the season with a .305 BA with 39 hits, 41 runs, 33 RBI and 7 HR.
- > Attended Kell HS where he was Class 5A Region Player of the Year in 2019.
- > Major: Finance

11 - LUKE HATCHER | INF/OF
HT: 6-1 WT: 218 B/T: R/R YR: JR HOME: CROSS CITY, FLA.

- > Transfer from Seminole State College.
- > Posted a .387 with 46 R, 64 RBI, and 18 HR in 2022. Top 30 SLG in NJCAA with .785.
- > Named All-FCSAA and All-State in 2022.
- > Attended Dixie County HS where he was named Small Town POTY in 2019.
- > Major: Sport Management

14 - JARRETT BROWN | INF
HT: 6-1 WT: 179 B/T: R/R YR: JR HOME: SAVANNAH, GA.

- > Entering his fourth season with the Eagles after a career year in 2022.
- > Played in all but two games for the Eagles and made 56 starts last season.
- > Set career highs in runs (35), hits (64), 2B (9), HR (4), RBI (37), SLG (.433) and OB% (.387).
- > Attended Savannah Christian Prep, was a four-year letter winner.
- > Major: Exercise Science

22 - PHILLIP ARD | 1B
HT: 6-3 WT: 200 B/T: R/R YR: R-FR HOME: COCHRAN, GA.

- > In his second season with the program, redshirted his first year.
- > Attended North Oconee HS, named 2021 Georgia Dugout All-American.
- > Also named 2021 First Team All-State for baseball.
- > Played football as a kicker in HS, went 12-12 on career field goals.
- > Major: Sport Management

2 - HUNTER NOBLITT | MID-INF
HT: 5-10 WT: 175 B/T: R/R YR: JR HOME: MACCLENNY, FLA.

- > Transfer from Seminole State College.
- > Batted .280 during his final season at SSC with 30 runs and 44 runs.
- > Posted a .336 BA his second season at SSC with 50 hits.
- > Four-year letterwinner at Bake County HS.
- > Major: Undeclared

4 - KYLER HULTGREN | C
HT: 5-11 WT: 186 B/T: L/R YR: SR HOME: PENSACOLA, FLA.

- > Entering his second season with the Eagles after transferring from C. of Central Fla.
- > Posted a .278 BA and started 36 games as a catcher.
- > Tallied 32 hits with 3 2B and 4 HRs, including a grand slam against #10 TXST.
- > Attended Pine Forrest HS in Pensacola, Fla., lettered in golf while playing baseball.
- > Major: Management

6 - ZANE FAULK | OF
HT: 5-11 WT: 195 B/T: R/R YR: JR HOME: PHENIX CITY, ALA.

- > Transfer from Wallace Dothan Community College.
- > Had a .347 BA his last season at WDCC with 62 runs, 10 homers, 52 RBI and 10 SB.
- > Was Top 5 in the Alabama Community College Conference in all but HR in those stats.
- > Attended Smiths Station HS in Phenix City, Ala., named First Team All-Region in 2020.
- > Major: Construction Management

9 - JD KAISER | C
HT: 6-1 WT: 225 B/T: L/R YR: SO HOME: STATESBORO, GA.

- > Saw action in four games last season with two at-bats.
- > During his second college AB, he hit a HR to left center against UTA.
- > Attended Statesboro HS, 3x First Team All-Region and 2021 Region 2 6A Player of the Year.
- > Father is a former SHS head football coach and mother attended GS.
- > Major: Business Management

13 - JP TIGHE | C/OF
HT: 6-1 WT: 198 B/T: R/R YR: SR HOME: DALTON, GA.

- > Entering his fifth season with the Eagles.
- > Posted a .277 with 18 H, 12 R, 12 RBI, 4 2B and 2 HR in 2022.
- > Returned from injury against South Alabama, crushed a HR in his second AB.
- > Attended Dalton HS where he was named All-State, All-Region, and North Ga. POTY
- > Major: Sport Management

21 - J.C. PEACHER | OF
HT: 6-1 WT: 170 B/T: L/L YR: R-SO HOME: PACE, FLA.

- > Third season with GS, looks to move into the starting lineup at CF this season.
- > Played in 27 games in 2022 as a defensive sub or pinch runner.
- > Made his first collegiate start against CCU on 4/30.
- > Attended Pace HS where he was named to the Santa Rosa All-Area team.
- > Major: Construction Management

23 - BLAKE EVANS | INF
HT: 5-10 WT: 172 B/T: L/R YR: SR HOME: ACWORTH, GA.

- > Entering his fifth season at GS, first in a starting role since 2020.
- > Appeared in 24 games in 2022, mostly as a pinch hitter.
- > Has appeared in 114 total games in his career, with 54 coming from 2019, his freshman year.
- > Attended Allatoona HS, named First Team All-Region and All-County his senior year.
- > Major: Management

28 - NOAH LEDFORD | INF
HT: 6-1 WT: 252 B/T: S/R YR: R-SR HOME: BUFORD, GA.

- > All-American fifth year slugger for Georgia Southern.
- > Preseason SBC Player of the Year in 2023.
- > Had a career season in 2022 with 47 R, 79 H, 19 2B, 17 HR, and 70 RBI, all career-highs.
- > Attended Buford HS, where he was Region Player of the Year in 2016.
- > Major: Finance

35 - CAMERON CROSBY | OF
HT: 5-11 WT: 185 B/T: R/R YR: R-JR HOME: SAVANNAH, GA.

- > Transfer from East Georgia State.
- > Appeared in 54 games in 2022 for EGSC with 49 R, 58 H, 18 2B, 2 3B, 6 HR and 46 RBI.
- > Named Second Team All-Conference in 2022.
- > Attended Savannah Christian Prep, four year letter winner.
- > Major: Business Administration

39 - AJ TRUPP JR. | OF
HT: 6-3 WT: 181 B/T: R/R YR: FR HOME: EVANS, GA.

- > Redshirted for the 2023 season.
- > Attended Greenbrier HS, was a three-year letter winner there.
- > Named GHSA 5A Region 8 POTY, All-State, and Offensive MVP his senior year.
- > Also played football, winning three All-Region honors.
- > Major: Business

41 - COLIN LIVINGSTON | OF
HT: 6-1 WT: 178 B/T: R/R YR: FR HOME: SUWANEE, GA.

- > Redshirted for the 2023 season.
- > Attended Collins Hill HS, was a three-year letter winner.
- > Owns the CHHS record for most doubles in a season.
- > Named First Team All-County and GHSA 7A Region 8 First Team All-Region.
- > Major: Marketing

43 - TYLER TRICHE | INF
HT: 6-0 WT: 190 B/T: R/R YR: FR HOME: CUMMING, GA.

- > First year freshman from Cumming, Georgia.
- > Attended North Forsyth HS where he was a four-year letter winner.
- > Finished his senior season with a .416 BA, 42 H, 29 R, 20 RB and 6 HR.
- > Named First Team All-State, All-Region and All-County in 2022.
- > Major: Construction Management

55 - COREY DOWDELL | 1B
HT: 6-3 WT: 306 B/T: R/R YR: R-SO HOME: KINGSLAND, GA.

- > Entering his third year with the Eagles in 2023.
- > Played in 20 games in 2022, starting four, had 5 H, 3 R and 7 RBI.
- > First career HR was a huge three-run shot to left center against Troy on 5/7.
- > Attended Camden County HS, named All-Region Hitter in 2019.
- > Major: Exercise Science

29 - SEAN WHITE | C
HT: 6-1 WT: 200 B/T: R/R YR: SO HOME: PEACHTREE CITY, GA.

- > Entering his second season with the Eagles in 2023.
- > Made 16 appearances and seven starts in 2022, with 5 H, 2 R and 3 RBI.
- > Coming off Tommy John surgery at the end of last season.
- > Attended Starrs Mill HS, 2021 5A State Champion and 5A State Player of the Year.
- > Major: Exercise Science

38 - AJ WENRICH | INF
HT: 6-0 WT: 190 B/T: R/R YR: FR HOME: DAUPHIN, PA.

- > First year freshman from Dauphin, Pennsylvania.
- > Attended Central Dauphin HS, where he was a three-year letter winner.
- > Named PennLive All-Star and All-Mid Penn Conference in 2021 and 2022.
- > Also played football, team was state runner-up in 2019.
- > Major: Supply Chain Management

40 - BOBBY STANG | C
HT: 6-4 WT: 215 B/T: R/R YR: FR HOME: MASSAPEQUA, NY

- > First year freshman from Massapequa, New York.
- > Attended P27 Academy in South Carolina during a gap year last year.
- > Named All-County, All-Long Island, and Top 100 Long Island his senior year.
- > Attended Massapequa HS, three-year letter winner, won county championship.
- > Major: Exploratory Business

42 - JAYLEN PADEN | INF/RHP
HT: 5-10 WT: 175 B/T: R/R YR: JR HOME: LILBURN, GA.

- > Two-way player for the Eagles, but will primarily be seen pitching.
- > Saw limited action in the field in 2022, knocking 4 hits, 4 R and 1 RBI.
- > Posted a .264 BA in 2021 with 3 2B, 1 3B, and 3 RBI with 13 R.
- > Attended Decatur HS, won a slew of awards in 2019 including DeKalk County Pitcher of the Year.
- > Major: Management

48 - JONATHAN JAIME | OF/1B
HT: 6-2 WT: 210 B/T: L/L YR: FR HOME: SNELLVILLE, GA.

- > First year freshman from Snellville, Georgia.
- > Attended Brookwood HS, was a four-year letter winner (athletic & academic).
- > Batted .367 his senior year with 32 H and 12 BB.
- > Named First Team All-County and First Team All-Region by Gwinnett Dugout Club
- > Major: Finance

HEAD COACH

NEWS, NOTES, AND ACCOLADES

2000 SoCon Coach of the Year

2001 SoCon Coach of the Year

THE HENNON FILE

Rodney Hennon completed his 23rd season at Georgia Southern in 2022, where he led the Eagles to its first NCAA Regional since the 2014 season. The Eagles were labelled as the #16 National Seed and hosted the Statesboro Regional for the first time in program history. Coach Hennon also saw Georgia Southern earn its first 40+ win season in eight years, finishing with a 41-20 record. GS made its fifth SBC Championship game in six years, and won its most conference games since 2000, going 23-7 in a Sun Belt Conference that sent four teams to the postseason.

During the Coach Hennon Era, Georgia Southern has posted 30 or more wins in 21 of the 23 seasons and four 40-win seasons.

Hennon has guided the Eagles to seven NCAA Regionals including the 2014 Tallahassee Regional, where GS defeated #5 national seed Florida State 7-0. He has led the Eagles to 11 regular season or tournament conference titles including Southern Conference Tournament Titles in 2009, 2011 and 2014. The Eagles won their first Sun Belt Championship in 2019 by taking the East Division Crown after an 18-12 finish in league play.

Twice named Southern Conference Coach of the Year, Hennon came to Georgia Southern after two seasons (1998-99) as head coach of his alma mater Western Carolina. After accepting an offer to guide the Western Carolina program in July 1997, Hennon quickly added his own distinctive chapters to one of the winningest programs in the Southern Conference. During his inaugural campaign as head coach in 1998, Hennon led the Catamounts to a 45-15 overall record and a 20-6 SoCon mark, tying the WCU mark for most victories in a single year and ranking sixth among all NCAA Division I members in winning percentage. His players claimed both the Southern Conference's Pitcher and Player of the Year awards while seven signed professional contracts at the conclusion of the season.

Prior to taking over the WCU head coaching duties, Hennon served as a full-time assistant coach for his alma mater for three seasons. As an assistant coach, Hennon helped lead the Cats to a 42-20 record, a Southern Conference title, and NCAA Tournament appearance in 1997 as a member of the late Keith LeClair's staff. He joined the WCU baseball staff in 1994 as a part-time assistant after earning numerous on-field and classroom honors during his playing career from 1990 to 1993.

A Second Team All-SoCon choice in 1992, Hennon batted .367 to lead the SoCon in hits and runs scored, while sparking the Catamounts to the league regular season and tournament championship. Despite his all-tournament performance (eight hits and five RBI), WCU fell one game short of reaching the College World Series after falling to Florida State in NCAA South II Regional Championship play. A year later as a senior, Hennon earned First Team All-SoCon honors, again leading the league in hits and runs scored and helping the Catamounts to the NCAA South Regional in Baton Rouge, Louisiana. When he left WCU, he ranked first among the school's season leaders in games started and at-bats, while standing tied for 19th in runs scored and 23rd for hits.

Hennon earned his bachelor's degree in Economics from Western Carolina in 1993. In the classroom, he was a two-time GTE-CoSIDA Academic All-America choice as he posted a 3.55 grade point average during his four years of undergraduate work in WCU's College of Business. Hennon was also named to the Southern Conference Academic Honor Roll in each of his four years while competing as a student-athlete.




RODNEY HENNON

890-587-1 ALL-TIME RECORD
EAGLES HEAD COACH - 2000 - PRESENT
809-549 GS RECORD
WCU HEAD COACH - 1998-1999
81-38-1 WCU RECORD

BORN: Nov. 11, 1969 (53) | Dalton, Ga.
COLLEGE: Western Carolina | INF | Econ Degree, '93
FAMILY: Wife, Kim; Sons, Walker & Carter; Daughter, Keeli

Year	School	OVR	CONF	Finish	Postseason
2023	GS	14-14	5-4	TBD	TBD
2022	GS	41-20	23-7	2nd	Statesboro Reg.
2021	GS	34-23	14-10	2nd-E	--
2020	GS	11-5	0-0	DNF	COVID-19
2019	GS	35-24	18-12	1st-E	--
2018	GS	30-26	18-11	T-3rd E	--
2017	GS	38-21	18-12	3rd E	--
2016	GS	36-24	16-14	T-5th	--
2015	GS	30-27	18-12	4th	--
2014	GS	40-23	15-12	T-3rd	Tallahassee Reg.
2013	GS	27-32	13-17	7th	--
2012	GS	33-27	15-15	6th	--
2011	GS	36-26	18-12	T-3rd	Columbia Reg.
2010	GS	34-24	19-11	3rd	--
2009	GS	42-17	20-8	2nd	Fullerton Reg.
2008	GS	33-25	16-11	4th	--
2007	GS	34-28	13-14	6th	--
2006	GS	31-27	16-11	T-3rd	--
2005	GS	38-22	18-11	2nd	--
2004	GS	34-25	21-9	T-2nd	--
2003	GS	39-21	19-10	2nd	--
2002	GS	39-25	18-11	4th	Clemson Reg.
2001	GS	42-20	21-9	1st	Athens Reg.
2000	GS	38-23	23-7	T-1st	Athens Reg.
1999	WCU	36-23	18-10	3rd	--
1998	WCU	45-15	20-6	3rd	--


COACHING STAFF



A.J. BATTISTO
Asst. Coach/Pitching
Georgia Southern 2007




CODY WOFFORD
Asst. Coach/Hitting
Western Kentucky, 2016



TYLER OWENS
Dir./BSB Ops, Player Dev.
Georgia Southern, 2021



JOSH MINJAREZ
Volunteer Assistant
UT-Arlington, 2020



CHASE WULLENWEBER
Graduate Assistant
Georgia State, 2022



JUSTIN ROBERTS
Student Assistant
GATAlytics

Hennon coaches 3B, Minjarez coaches 1B | Battisto makes mound visits, Hennon makes pitching changes



2



HUNTER NOBLITT
MID-INF | JR
R/R | 5'10 | 175
Maccleddy, Fla.

3



JARRETT JENKINS
INF | R-SO
R/R | 5'11 | 185
Auburn, Ga.

4



KYLER HULTGREN
C | SR
L/R | 5'11 | 186
Pensacola, Fla.

5



JESSE SHERRILL
INF | SR
L/R | 6'2 | 170
Pensacola, Fla.

6



ZANE FAULK
OF | JR
R/R | 5'11 | 195
Phenix City, Ala.

7



TYLER MARTIN
RHP | FR
R/R | 6'5 | 210
Greenville, SC

8



SAM BLANCATO
OF | R-JR
S/R | 5'10 | 180
Marietta, Ga.

9



JD KAISER
C | SO
L/R | 6'1 | 225
Statesboro, Ga.

11



LUKE HATCHER
INF/OF | JR
R/R | 6'1 | 218
Cross City, Fla.

12



TROY BRITTS
RHP | SR
R/R | 6'0 | 205
Orange Park, Fla.

13



JP TIGHE
C/OF | SR
R/R | 6'1 | 198
Dalton, Ga.

14



JARRETT BROWN
INF | JR
R/R | 6'1 | 179
Savannah, Ga.

16



ZACHARY HARRIS
RHP | FR
R/R | 6'1 | 193
Milton, Ga.

17



MITCHELL GROSS
LHP | SO
L/L | 5'10 | 180
Gainesville, Ga.

21



J.C. PEACHER
OF | R-SO
L/L | 6'1 | 170
Pace, Fla.

22



PHILLIP ARD
1B | R-FR
R/R | 6'3 | 200
Cochran, Ga.

23



BLAKE EVANS
INF | SR
L/R | 5'10 | 172
Acworth, Ga.

24



JONAH MILCHUCK
RHP | JR
L/R | 6'8 | 265
Raleigh, NC

25



GA'VON WRAY
RHP | JR
R/R | 6'4 | 215
Douglasville, Ga.

26



JAY THOMPSON
LHP | SR
L/L | 6'3 | 207
Cumming, Ga.

27




TY FISHER
LHP | JR
L/L | 6'4 | 215
Tunnel Hill, Ga.

28




NOAH LEDFORD
INF | R-SR
S/R | 6'1 | 252
Buford, Ga.

29



SEAN WHITE
C | SO
R/R | 6'1 | 200
Peachtree City, Ga.

30




BEN JOHNSON
RHP | JR
R/R | 6'3 | 165
Tucker, Ga.

31



WILL ROBBINS
LHP | SO
L/L | 5'11 | 185
Cumming, Ga.

32



BEN STUART
RHP | FR
R/R | 6'2 | 185
Statham, Ga.

33




THOMAS ROSS
RHP | JR
R/R | 6'3 | 200
Watkinsville, Ga.

34




MICHAEL GUERRERO
RHP | FR
R/R | 6'5 | 210
Kissimmee, Fla.

35




CAMERON CROSBY
OF | R-JR
R/R | 5'11 | 185
Savannah, Ga.

36




ANTHONY DIMOLA
LHP | R-SO
L/L | 6'0 | 185
Cumming, Ga.

37



CAMERON OLLIV
RHP | JR
R/R | 5'10 | 205
Seffner, Fla.

38



AJ WENRICH
INF | FR
R/R | 6'0 | 190
Dauphin, Pa.

40



BOBBY STANG
C | FR
R/R | 6'4 | 215
Massapequa, NY

42



JAYLEN PADEN
RHP/INF | JR
R/R | 5'10 | 175
Lilburn, Ga.

43



TYLER TRICHE
INF | R-SO
R/R | 6'0 | 190
Cumming, Ga.

46



BRETT ZERBEL
LHP | R-FR
L/L | 5'11 | 199
Augusta, Ga.

48



JONATHAN JAMIE
OF/INF | FR
L/L | 6'2 | 210
Snelville, Ga.

50



REM MAXWELL
RHP | R-FR
R/R | 6'2 | 190
Atlanta, Ga.

55



COREY DOWDELL
1B | R-SO
R/R | 6'3 | 306
Kingsland, Ga.

99



BRADY PENDLEY
RHP | FR
R/R | 6'1 | 167
Dalton, Ga.

Record: 14-14 Home: 9-10 Away: 5-3 Neutral: 0-1 Sun Belt: 5-4

Player	avg	gp-gs	ab	r	h	2b	3b	hr	rbi	tb	slg%	bb	hp	so	gdp	ob%	sf	sh	sb-att	po	a	e	fld%	
5 Sherrill, Jesse	.376	28-28	109	30	41	4	1	0	17	47	.431	17	9	14	0	.486	3	6	3-3	48	67	3	.975	
14 Brown, Jarrett	.346	28-28	107	28	37	6	1	5	23	60	.561	17	9	22	2	.460	4	1	3-6	27	61	9	.907	
8 Blancato, Sam	.337	28-28	104	22	35	7	0	3	30	51	.490	18	3	30	0	.441	2	1	2-2	61	4	2	.970	
23 Evans, Blake	.330	28-28	97	23	32	5	3	3	16	52	.536	19	4	20	1	.451	2	3	2-3	31	59	4	.957	
28 Ledford, Noah	.275	28-28	102	24	28	5	0	7	35	54	.529	23	2	30	2	.408	3	0	1-1	208	6	3	.986	
11 Hatcher, Luke	.271	19-15	59	13	16	3	1	3	15	30	.508	4	5	19	1	.362	1	0	0-0	25	0	0	1.000	
21 Peacher, JC	.239	27-24	71	16	17	1	0	0	7	18	.254	14	2	26	0	.375	1	6	3-3	58	0	1	.983	
6 Faulk, Zane	.228	24-22	79	16	18	5	0	1	10	26	.329	10	5	23	2	.347	1	0	1-1	12	0	0	1.000	

35 Crosby, Cameron	.300	9-2	10	2	3	0	0	0	3	3	.300	1	0	3	0	.333	1	0	0-0	3	0	1	.750	
55 Dowdell, Corey	.294	9-3	17	4	5	0	0	2	6	11	.647	3	0	3	2	.400	0	0	0-0	0	0	0	.000	
9 Kaiser, JD	.278	17-16	54	8	15	3	0	0	7	18	.333	1	5	22	0	.344	1	1	0-0	78	3	1	.988	
48 Jaime, Jonathan	.226	16-5	31	4	7	0	0	0	4	7	.226	4	0	6	0	.314	0	0	0-0	8	0	0	1.000	
38 Wenrich, AJ	.214	13-2	14	3	3	0	0	0	1	3	.214	2	1	9	0	.353	0	0	2-3	2	0	1	.667	
13 Tighe, JP	.200	21-13	50	7	10	3	0	1	4	16	.320	4	5	10	0	.322	0	3	2-2	76	2	3	.963	
4 Hultgren, Kyler	.154	15-10	39	8	6	0	0	1	7	9	.231	8	3	17	1	.340	0	1	0-0	95	11	0	1.000	
2 Noblitt, Hunter	.000	3-0	4	0	0	0	0	0	1	0	.000	0	0	2	0	.000	0	0	0-0	0	2	1	.667	
22 Ard, Phillip	.000	3-0	2	0	0	0	0	0	0	0	.000	0	0	1	0	.000	0	0	0-0	2	0	0	1.000	
3 Jenkins, Jarrett	.000	5-0	0	0	0	0	0	0	0	0	.000	0	1	0	0	1.000	0	0	0-0	0	0	0	.000	
42 Paden, Jaylen	.000	1-0	0	0	0	0	0	0	0	0	.000	0	0	0	0	.000	0	0	0-0	0	1	0	1.000	
Totals	.288	28	949	208	273	42	6	26	186	405	.427	145	54	257	11	.404	19	22	19-24	739	245	32	.969	
Opponents	.279	28	965	189	269	39	6	43	168	449	.465	117	59	236	19	.385	14	14	28-29	723	245	34	.966	

LOB - Team (258), Opp (242). DPs turned - Team (21), Opp (17). CI - Team (1), JD Kaiser 1. IBB - Team (3), N. Ledford 2, J. Sherrill 1, Opp (3). Picked off - B. Evans 1, JC Peacher 1, J. Brown 1.

(All games Sorted by Earned run avg)

Player	era	w-l	app	gs	cg	sho	sv	ip	h	r	er	bb	so	2b	3b	hr	b/avg	wp	hp	bk	sfa	sha
27 Fisher, Ty	4.39	2-3	7	7	1	0/0	0	41.0	41	21	20	12	38	3	3	7	.266	3	9	0	0	0
30 Johnson, Ben	6.68	4-2	7	7	0	0/1	0	31.0	41	29	23	15	35	6	0	6	.320	4	2	0	2	1

34 Guerrero, Michael	0.00	0-0	1	0	0	0/0	0	0.1	0	0	0	3	0	0	0	0		0	1	0	0	0
37 Oliu, Cameron	1.69	0-0	6	0	0	0/2	0	5.1	6	4	1	4	5	2	0	1	.273	0	2	0	0	1
33 Ross, Thomas	2.81	1-0	10	0	0	0/1	0	16.0	13	8	5	12	14	5	0	2	.213	3	2	0	0	1
17 Gross, Mitchell	2.88	1-2	10	0	0	0/1	1	25.0	23	12	8	6	20	3	0	3	.245	1	5	0	0	3
26 Thompson, Jay	3.86	1-2	14	0	0	0/0	6	18.2	17	10	8	2	18	3	1	3	.250	1	3	0	2	4
32 Stuart, Benjamin	4.70	0-0	6	0	0	0/0	0	7.2	9	4	4	4	2	0	0	3	.290	0	1	0	0	0
46 Zerbel, Brett	5.40	0-0	6	0	0	0/1	0	5.0	5	3	3	3	9	1	0	0	.263	1	2	0	1	0
31 Robbins, Will	5.91	1-0	10	0	0	0/1	0	10.2	9	7	7	6	11	3	0	1	.225	0	1	0	0	1
24 Milchuck, Jonah	6.00	0-0	8	0	0	0/2	0	12.0	13	9	8	5	10	0	0	1	.265	3	1	0	1	0
36 DiMola, Anthony	6.23	1-1	10	3	0	0/0	1	17.1	17	13	12	4	18	2	0	2	.258	1	7	0	0	1
25 Wray, Ga'von	6.43	1-1	9	4	0	0/2	0	21.0	27	15	15	9	20	5	1	7	.314	1	3	0	2	0
42 Paden, Jaylen	8.18	1-0	4	3	0	0/1	1	11.0	10	10	10	8	16	1	1	1	.238	0	6	0	1	0
16 Harris, Zachary	8.35	1-3	8	4	0	0/0	0	18.1	28	24	17	13	14	5	0	4	.350	1	8	0	2	2
7 Martin, Tyler	12.27	0-0	4	0	0	0/0	0	3.2	3	6	5	2	4	0	0	1	.231	2	5	0	1	0
99 Pendley, Brady	22.50	0-0	3	0	0	0/0	0	2.0	4	6	5	5	1	0	0	0	.500	0	0	0	2	0
12 Britts, Troy	99.00	0-0	3	0	0	0/0	0	0.1	3	8	8	4	1	0	0	1	.750	1	1	0	0	0
Totals	5.81	14-14	28	28	1	3/3	9	246.1	269	189	159	117	236	39	6	43	.279	22	59	0	14	14
Opponents	6.39	14-14	28	28	0	1/1	6	241.0	273	208	171	145	257	42	6	26	.288	25	54	4	19	22

PB - Team (15), K. Hultgren 8, JD Kaiser 5, JP Tighe 2, Opp (10). Pickoffs - Team (2), G. Wray 1, J. Thompson 1, Opp (3). SBA/ATT - JP Tighe (12-12), K. Hultgren (11-12), JD Kaiser (5-5), Ty Fisher (4-4), Z. Harris (4-4), B. Johnson (4-4), G. Wray (4-4), J. Milchuck (3-3), B. Pendley (2-2), M. Gross (2-2), M. Guerrero (0-1), J. Paden (1-1), C. Oliu (1-1), T. Ross (1-1), B. Stuart (1-1), T. Martin (1-1).



Player	c	po	a	e	fld%	dp	sba	csb	sba%	pb	ci
4 Hultgren, Kyler	106	95	11	0	1.000	0	11	1	.917	8	0
11 Hatcher, Luke	25	25	0	0	1.000	0	0	0	---	0	0
6 Faulk, Zane	12	12	0	0	1.000	0	0	0	---	0	0
48 Jaime, Jonathan	8	8	0	0	1.000	0	0	0	---	0	0
26 Thompson, Jay	6	0	6	0	1.000	0	0	0	---	0	0
25 Wray, Ga'von	5	0	5	0	1.000	0	4	0	1.000	0	0
16 Harris, Zachary	3	2	1	0	1.000	0	4	0	1.000	0	0
33 Ross, Thomas	2	0	2	0	1.000	0	1	0	1.000	0	0
32 Stuart, Benjamin	2	1	1	0	1.000	0	1	0	1.000	0	0
22 Ard, Phillip	2	2	0	0	1.000	0	0	0	---	0	0
42 Paden, Jaylen	1	0	1	0	1.000	0	1	0	1.000	0	0
7 Martin, Tyler	1	1	0	0	1.000	0	1	0	1.000	0	0
36 DiMola, Anthony	1	0	1	0	1.000	0	0	0	---	0	0
24 Milchuck, Jonah	1	0	1	0	1.000	0	3	0	1.000	0	0
37 Olu, Cameron	1	0	1	0	1.000	0	1	0	1.000	0	0
9 Kaiser, JD	82	78	3	1	.988	0	5	0	1.000	5	1
28 Ledford, Noah	217	208	6	3	.986	20	0	0	---	0	0
21 Peacher, JC	59	58	0	1	.983	0	0	0	---	0	0
5 Sherrill, Jesse	118	48	67	3	.975	18	0	0	---	0	0
8 Blancato, Sam	67	61	4	2	.970	0	0	0	---	0	0
13 Tighe, JP	81	76	2	3	.963	0	12	0	1.000	2	0
23 Evans, Blake	94	31	59	4	.957	13	0	0	---	0	0
14 Brown, Jarrett	97	27	61	9	.907	5	0	0	---	0	0
17 Gross, Mitchell	8	0	7	1	.875	0	2	0	1.000	0	0
27 Fisher, Ty	4	1	2	1	.750	0	4	0	1.000	0	0
35 Crosby, Cameron	4	3	0	1	.750	0	0	0	---	0	0
30 Johnson, Ben	3	0	2	1	.667	0	4	0	1.000	0	0
38 Wenrich, AJ	3	2	0	1	.667	0	0	0	---	0	0
2 Noblitt, Hunter	3	0	2	1	.667	0	0	0	---	0	0
34 Guerrero, Michael	0	0	0	0	.000	0	0	1	.000	0	0
46 Zerbel, Brett	0	0	0	0	.000	0	0	0	---	0	0
12 Britts, Troy	0	0	0	0	.000	0	0	0	---	0	0
99 Pendley, Brady	0	0	0	0	.000	0	2	0	1.000	0	0
55 Dowdell, Corey	0	0	0	0	.000	0	0	0	---	0	0
31 Robbins, Will	0	0	0	0	.000	0	0	0	---	0	0
3 Jenkins, Jarrett	0	0	0	0	.000	0	0	0	---	0	0
Totals	1016	739	245	32	.969	21	28	1	.966	15	1
Opponents	1002	723	245	34	.966	17	19	5	.792	10	0

Hitting minimums - 1 Games 2.0 AB/Game
Pitching minimums - 1 Games 1.0 IP/Game

2023 Georgia Southern Baseball
Team Game-by-Game for Georgia Southern (as of Apr 02, 2023)
Batting (All games)

Date	Opponent	ab	r	h	rbi	2b	3b	hr	tb	bb	ibb	sb	cs	hbp	sac	sf	gdp	k	po	a	e	lob	avg
Feb 17	WEST VIRGINIA	27	4	4	3	0	0	0	4	6	0	1	0	1	2	0	1	10	27	2	0	8	.148
Feb 18	WEST VIRGINIA	28	6	6	4	1	0	0	7	7	0	2	1	1	1	1	0	3	27	12	1	8	.182
Feb 19	WEST VIRGINIA	30	4	5	4	1	0	1	9	6	0	0	0	2	1	0	1	9	27	12	2	8	.176
Feb 21	GEORGIA TECH	33	6	9	5	2	0	0	11	9	1	0	0	2	2	0	2	13	27	3	0	13	.203
Feb 24	ETSU	38	8	14	4	2	0	1	19	1	0	1	0	2	1	0	0	7	27	12	1	10	.244
Feb 25	ETSU	33	9	10	9	3	2	0	17	9	0	1	1	2	0	0	0	9	27	6	0	11	.254
Feb 26	ETSU	34	2	9	2	0	0	0	9	3	0	1	0	0	0	1	0	6	27	8	1	9	.256
Feb 28	MERCER	33	11	12	9	2	0	1	17	7	1	1	0	4	1	2	0	15	27	4	0	12	.270
Mar 03	at UCF	35	4	8	4	0	1	0	10	1	0	0	0	2	1	0	0	3	25	9	0	8	.265
Mar 04	at UCF	47	19	21	19	5	0	1	29	10	0	0	0	4	0	2	0	15	27	12	3	17	.290
Mar 05	at UCF	39	11	16	9	1	0	1	20	2	0	3	0	3	2	1	1	4	27	8	0	9	.302
Mar 07	vs Georgia	36	11	11	11	2	0	0	13	8	0	1	0	1	1	1	0	13	24	9	3	9	.303
Mar 08	GEORGIA	32	4	5	3	2	0	0	7	5	0	0	0	2	0	0	0	13	27	8	0	8	.292
Mar 10	RUTGERS	30	2	4	2	2	0	1	9	4	0	1	1	1	0	0	0	13	27	11	1	6	.282
Mar 11	RUTGERS	35	6	10	6	2	0	3	21	1	0	0	0	3	0	1	0	8	27	9	4	7	.282
Mar 11	RUTGERS	26	0	0	0	0	0	0	0	9	0	1	0	1	0	0	1	16	27	10	2	9	.269
Mar 14	KENNESAW STATE	35	3	8	3	1	1	0	11	2	0	0	0	4	0	1	0	8	27	7	1	12	.266
*Mar 17	SOUTH ALABAMA	27	10	6	6	0	0	2	12	7	0	1	0	3	1	0	2	5	27	11	2	4	.264
*Mar 18	SOUTH ALABAMA	35	11	12	9	0	0	1	15	8	0	3	0	2	2	1	0	9	27	5	2	13	.269
*Mar 19	SOUTH ALABAMA	31	5	8	4	1	0	1	12	2	1	0	0	4	1	1	0	6	27	10	2	10	.268
Mar 22	at Mercer	40	12	15	11	2	0	3	26	6	0	0	0	1	0	1	2	7	27	8	0	9	.274
*Mar 24	at Southern Miss	32	3	8	3	0	0	1	11	3	0	0	0	2	0	0	1	15	24	10	0	7	.273
*Mar 25	at Southern Miss	36	7	11	7	3	1	0	16	3	0	1	1	0	1	1	0	11	24	6	2	7	.275
*Mar 25	at Southern Miss	35	10	11	10	2	0	3	22	7	0	0	0	1	1	0	0	9	27	14	1	7	.276
Mar 29	at Georgia	38	12	16	11	3	0	1	22	10	0	0	1	2	3	1	0	8	27	7	1	15	.283
*Mar 31	OLD DOMINION	37	5	11	5	0	0	2	17	2	0	1	0	0	1	0	0	10	27	14	0	8	.283
*Apr 01	OLD DOMINION	34	7	9	7	2	0	1	14	5	0	0	0	4	0	3	0	9	27	7	0	12	.283
*Apr 02	OLD DOMINION	33	16	14	16	3	1	2	25	2	0	0	0	0	0	1	0	3	21	11	3	2	.288
Totals		949	208	273	186	42	6	26	405	145	3	19	5	54	22	19	11	257	739	245	32	258	.288

2023 Georgia Southern Baseball
Team Game-by-Game for Georgia Southern (as of Apr 02, 2023)
Pitching (All games)

Date	Opponent	ip	h	r	er	bb	so	2b	3b	hr	wp	bk	hbp	dp	ibb	score	w-l	sv	era
Feb 17	WEST VIRGINIA	9.0	8	3	3	2	13	2	2	0	0	0	5	0	0	4-3	1-0	1	3.00
Feb 18	WEST VIRGINIA	9.0	8	2	1	6	9	3	0	0	2	0	1	2	0	6-2	2-0	2	2.00
Feb 19	WEST VIRGINIA	9.0	10	13	11	8	4	2	0	3	1	0	7	1	1	4-13	2-1	2	5.00
Feb 21	GEORGIA TECH	9.0	9	8	8	7	12	0	0	2	0	0	1	1	0	6-8	2-2	2	5.75
Feb 24	ETSU	9.0	10	7	7	2	6	1	0	2	1	0	1	1	0	8-7	3-2	3	6.00
Feb 25	ETSU	9.0	3	0	0	1	11	1	0	0	0	0	0	0	0	9-0	4-2	3	5.00
Feb 26	ETSU	9.0	15	10	8	4	7	2	0	0	2	0	3	1	0	2-10	4-3	3	5.43
Feb 28	MERCER	9.0	4	0	0	5	13	1	0	0	0	0	4	0	0	11-0	5-3	3	4.75
Mar 03	at UCF	8.1	11	6	6	2	8	2	0	3	1	0	2	0	1	4-6	5-4	3	4.93
Mar 04	at UCF	9.0	12	7	5	3	10	1	0	2	2	0	2	2	0	19-7	6-4	4	4.94
Mar 05	at UCF	9.0	13	8	7	4	7	2	0	2	2	0	1	0	0	11-8	7-4	5	5.13
Mar 07	vs Georgia	8.0	13	17	16	8	7	3	1	2	4	0	4	0	0	11-17	7-5	5	6.09
Mar 08	GEORGIA	9.0	6	9	7	9	9	0	0	4	1	0	8	1	0	4-9	7-6	5	6.16
Mar 10	RUTGERS	9.0	11	5	2	3	8	4	2	0	1	0	1	1	0	2-5	7-7	5	5.86
Mar 11	RUTGERS	9.0	19	19	16	7	7	1	0	4	3	0	1	1	0	6-19	7-8	5	6.55
Mar 11	RUTGERS	9.0	10	7	4	4	7	1	0	1	0	0	2	1	0	0-7	7-9	5	6.39
Mar 14	KENNESAW STATE	9.0	10	4	4	3	13	3	0	1	0	0	1	0	0	3-4	7-10	5	6.24
*Mar 17	SOUTH ALABAMA	9.0	8	6	5	2	9	0	0	2	0	0	2	1	0	10-6	8-10	6	6.17
*Mar 18	SOUTH ALABAMA	9.0	6	1	0	2	6	0	0	0	0	0	2	0	0	11-1	9-10	7	5.85
*Mar 19	SOUTH ALABAMA	9.0	6	4	1	3	9	0	0	1	0	0	1	1	0	5-4	10-10	8	5.60
Mar 22	at Mercer	9.0	15	11	11	5	9	1	0	5	0	0	2	0	0	12-11	11-10	9	5.86
*Mar 24	at Southern Miss	8.0	7	4	4	3	5	0	0	2	1	0	1	2	0	3-4	11-11	9	5.81
*Mar 25	at Southern Miss	8.0	13	9	7	3	7	2	0	2	0	0	1	1	1	7-9	11-12	9	5.89
*Mar 25	at Southern Miss	9.0	14	8	7	4	4	2	0	1	0	0	2	2	0	10-8	12-12	9	5.93
Mar 29	at Georgia	9.0	6	2	2	2	2	1	1	0	0	0	1	0	0	12-2	13-12	9	5.77
*Mar 31	OLD DOMINION	9.0	8	7	7	3	12	0	0	3	0	0	0	1	0	5-7	13-13	9	5.82
*Apr 01	OLD DOMINION	9.0	10	12	10	10	18	4	0	1	1	0	3	0	0	7-12	13-14	9	5.98
*Apr 02	OLD DOMINION	7.0	4	0	0	2	4	0	0	0	0	0	0	1	0	16-0	14-14	9	5.81
Totals		246.1	269	189	159	117	236	39	6	43	22	0	59	21	3	208-189	14-14	9	5.81

Score by innings	1	2	3	4	5	6	7	8	9	Total
Georgia Southern	40	17	30	31	13	26	25	18	8	208
Opponents	11	29	31	22	22	16	24	14	20	189

Record when ...

Overall	14-14	After 6 leading	11-1
Conference	5-4 trailing	2-12
Non-Conference	9-10 tied	1-1
Home games	9-10	After 7 leading	12-1
Away games	5-3 trailing	1-13
Neutral site	0-1 tied	0-0
Day games	12-5	After 8 leading	12-1
Night games	2-9 trailing	1-13
vs Left starter	4-3 tied	0-0
vs Right starter	10-11		
1-Run games	4-2	Hit 0 home runs	3-8
2-Run games	1-4	... 1 home run	7-4
5+Run games	6-7	... 2+ home runs	4-2
Extra innings	0-0		
Shutouts	3-1	Opponent 0 home runs	7-2
	 1 home run	2-3
	 2+ HRs	5-9
Scoring 0-2 runs	0-3		
..... 3-5 runs	2-6		
..... 6-9 runs	3-4	Made 0 errors	5-6
..... 10+ runs	9-1 1 error	4-3
	 2+ errors	5-5
Opponent 0-2 runs	6-0		
..... 3-5 runs	2-3	Opp. made 0 errors	1-8
..... 6-9 runs	5-6 1 error	6-3
..... 10+ runs	1-5 2+ errors	7-3
Scored in 1st inning	6-7	Out-hit opponent	9-2
Opp. scored in 1st	5-3	Out-hit by opponent	4-11
Scores first	9-7	Hits are tied	1-1
Opp. scores first	5-7		

Record when team scores:

Runs	0	1	2	3	4	5	6	7	8	9	10+
W-L	0-1	0-0	0-2	0-2	1-3	1-1	1-2	0-2	1-0	1-0	9-1

Record when opponent scores:

Runs	0	1	2	3	4	5	6	7	8	9	10+
W-L	3-0	1-0	2-0	1-0	1-2	0-1	1-1	2-2	2-1	0-2	1-5

Record when leading after:

Inn.	1	2	3	4	5	6	7	8
W-L	6-6	10-2	13-3	10-3	11-2	11-1	12-1	12-1

Record when trailing after:

Inn.	1	2	3	4	5	6	7	8
W-L	2-1	3-9	0-11	2-11	2-12	2-12	1-13	1-13

Record when tied after:

Inn.	1	2	3	4	5	6	7	8
W-L	6-7	1-3	1-0	2-0	1-0	1-1	0-0	0-0

Current winning streak: 1
 Longest winning streak: 4
 Longest losing streak: 6

Home attendance : 47321 (19 dates avg = 2490)
 Away attendance : 27507 (8 dates avg = 3438)
 Total attendance: 74828 (27 dates avg = 2771)

Batting

At bats:	47	-	at UCF (Mar 04, 2023)
Runs scored:	19	-	at UCF (Mar 04, 2023)
Hits:	21	-	at UCF (Mar 04, 2023)
RBI's:	19	-	at UCF (Mar 04, 2023)
Doubles:	5	-	at UCF (Mar 04, 2023)
Triples:	2	-	vs ETSU (Feb 25, 2023)
Home runs:	3	-	vs Rutgers (Mar 11, 2023)
	3	-	at Mercer (Mar 22, 2023)
	3	-	at Southern Miss (Mar 25, 2023)
Total bases:	29	-	at UCF (Mar 04, 2023)
Walks:	10	-	at UCF (Mar 04, 2023)
	10	-	at Georgia (Mar 29, 2023)
Strikeouts:	16	-	vs Rutgers (Mar 11, 2023)
Sac hits:	3	-	at Georgia (Mar 29, 2023)
Sac flies:	3	-	vs Old Dominion (Apr 01, 2023)
Stolen bases:	3	-	at UCF (Mar 05, 2023)
	3	-	vs South Alabama (Mar 18, 2023)
Hit by pitch:	4	-	(5 times)
Caught stealing:	1	-	(5 times)
Runners LOB:	17	-	at UCF (Mar 04, 2023)
Hit into DP:	2	-	vs Georgia Tech (Feb 21, 2023)
	2	-	vs South Alabama (Mar 17, 2023)
	2	-	at Mercer (Mar 22, 2023)

Fielding

Putouts:	27	-	(23 times)
Assists:	14	-	at Southern Miss (Mar 25, 2023)
	14	-	vs Old Dominion (Mar 31, 2023)
Errors:	4	-	vs Rutgers (Mar 11, 2023)
Passed balls:	3	-	vs Georgia (Mar 08, 2023)
DPs turned:	2	-	(4 times)

Pitching

Innings pitched:	9.0	-	(23 times)
Runs allowed:	19	-	vs Rutgers (Mar 11, 2023)
Earned runs:	16	-	vs Georgia (Mar 07, 2023 at N. Augusta, S.C.)
	16	-	vs Rutgers (Mar 11, 2023)
Walks allowed:	10	-	vs Old Dominion (Apr 01, 2023)
Strikeouts:	18	-	vs Old Dominion (Apr 01, 2023)
Hits allowed:	19	-	vs Rutgers (Mar 11, 2023)
Doubles allowed:	4	-	vs Rutgers (Mar 10, 2023)
	4	-	vs Old Dominion (Apr 01, 2023)
Triples allowed:	2	-	vs West Virginia (Feb 17, 2023)
	2	-	vs Rutgers (Mar 10, 2023)
Homers allowed:	5	-	at Mercer (Mar 22, 2023)
Wild pitches:	4	-	vs Georgia (Mar 07, 2023 at N. Augusta, S.C.)
Hit batters:	8	-	vs Georgia (Mar 08, 2023)

Batting

At bats:	6	-	(5 times)
Runs scored:	4	-	Hatcher, Luke vs South Alabama (Mar 18, 2023)
Hits:	4	-	(5 times)
RBI:	6	-	Ledford, Noah at UCF (Mar 04, 2023)
Doubles:	2	-	Evans, Blake vs ETSU (Feb 25, 2023)
	2	-	Faulk, Zane at UCF (Mar 04, 2023)
Triples:	1	-	(6 times)
Home runs:	2	-	Evans, Blake at Mercer (Mar 22, 2023)
	2	-	Ledford, Noah at Southern Miss (Mar 25, 2023)
Total bases:	10	-	Evans, Blake at Mercer (Mar 22, 2023)
	10	-	Ledford, Noah at Southern Miss (Mar 25, 2023)
Walks:	3	-	Brown, Jarrett vs South Alabama (Mar 18, 2023)
	3	-	Ledford, Noah vs South Alabama (Mar 18, 2023)
	3	-	Ledford, Noah at Mercer (Mar 22, 2023)
Strikeouts:	4	-	Peacher, JC at UCF (Mar 04, 2023)
	4	-	Ledford, Noah vs Rutgers (Mar 10, 2023)
Sac hits:	1	-	(22 times)
Sac flies:	1	-	(19 times)
Stolen bases:	2	-	Peacher, JC at UCF (Mar 05, 2023)
Hit by pitch:	3	-	Brown, Jarrett vs South Alabama (Mar 17, 2023)
Caught stealing:	1	-	(5 times)
Runners LOB:	6	-	Evans, Blake at Southern Miss (Mar 24, 2023)
	6	-	Peacher, JC at Georgia (Mar 29, 2023)

Fielding

Putouts:	16	-	Hultgren, Kyler vs Old Dominion (Apr 01, 2023)
Assists:	5	-	(8 times)
Errors:	2	-	Evans, Blake vs Georgia (Mar 07, 2023 at N. Augusta, S.C.)
	2	-	Brown, Jarrett vs Rutgers (Mar 11, 2023)
	2	-	Brown, Jarrett vs South Alabama (Mar 19, 2023)
Passed balls:	3	-	Hultgren, Kyler vs Georgia (Mar 08, 2023)

Pitching

Innings pitched:	8.0	-	Fisher, Ty at Southern Miss (Mar 24, 2023)
Runs allowed:	8	-	Johnson, Ben vs Rutgers (Mar 11, 2023)
Earned runs:	7	-	Johnson, Ben vs Old Dominion (Apr 01, 2023)
Walks allowed:	4	-	Johnson, Ben vs West Virginia (Feb 18, 2023)
	4	-	Johnson, Ben vs Old Dominion (Apr 01, 2023)
Strikeouts:	9	-	Johnson, Ben vs ETSU (Feb 25, 2023)
Hits allowed:	11	-	Johnson, Ben at UCF (Mar 04, 2023)
Doubles allowed:	2	-	(5 times)
Triples allowed:	2	-	Fisher, Ty vs West Virginia (Feb 17, 2023)
Homers allowed:	4	-	Wray, Ga'von at Mercer (Mar 22, 2023)
Wild pitches:	2	-	(4 times)
Hit batters:	4	-	Harris, Zachary vs West Virginia (Feb 19, 2023)

Multiple Hit Games	2	3	4	5+	Total
14 Brown, Jarrett	9	2	1	-	12
8 Blancato, Sam	9	2	1	-	12
5 Sherrill, Jesse	5	4	1	-	10
23 Evans, Blake	7	2	1	-	10
28 Ledford, Noah	4	2	1	-	7
11 Hatcher, Luke	5	1	-	-	6
9 Kaiser, JD	3	2	-	-	5
6 Faulk, Zane	3	1	-	-	4
21 Peacher, JC	2	1	-	-	3
48 Jaime, Jonathan	2	-	-	-	2
13 Tighe, JP	-	1	-	-	1
55 Dowdell, Corey	1	-	-	-	1
TEAM	50	18	5	0	73

Multiple RBI Games	2	3	4	5+	Total
28 Ledford, Noah	5	2	1	1	9
8 Blancato, Sam	6	3	-	-	9
14 Brown, Jarrett	4	2	-	-	6
11 Hatcher, Luke	2	2	-	1	5
5 Sherrill, Jesse	3	1	-	-	4
23 Evans, Blake	2	2	-	-	4
4 Hultgren, Kyler	3	-	-	-	3
6 Faulk, Zane	2	1	-	-	3
9 Kaiser, JD	2	-	-	-	2
55 Dowdell, Corey	1	-	1	-	2
13 Tighe, JP	1	-	-	-	1
35 Crosby, Cameron	1	-	-	-	1
TEAM	32	13	2	2	49

Hitting Streaks	Longest	Current
5 Sherrill, Jesse	12	12
14 Brown, Jarrett	11	-
8 Blancato, Sam	9	1
23 Evans, Blake	9	1
21 Peacher, JC	7	-
28 Ledford, Noah	6	6
6 Faulk, Zane	5	1
11 Hatcher, Luke	3	1
4 Hultgren, Kyler	3	1
13 Tighe, JP	3	3
9 Kaiser, JD	3	-
48 Jaime, Jonathan	2	-
35 Crosby, Cameron	2	2
55 Dowdell, Corey	1	1
38 Wenrich, AJ	1	-

Reached Base Streaks	Longest	Current
5 Sherrill, Jesse	28	28
14 Brown, Jarrett	15	-
23 Evans, Blake	14	6
21 Peacher, JC	13	-
8 Blancato, Sam	13	1
6 Faulk, Zane	12	1
28 Ledford, Noah	8	8
11 Hatcher, Luke	7	4
13 Tighe, JP	5	5
55 Dowdell, Corey	4	1
4 Hultgren, Kyler	3	1
48 Jaime, Jonathan	3	-
9 Kaiser, JD	3	-
35 Crosby, Cameron	2	2
38 Wenrich, AJ	2	-
3 Jenkins, Jarrett	1	1

Player	GS	Position											Batting Order										
		p	c	1b	2b	3b	ss	lf	cf	rf	of	dh	1st	2nd	3rd	4th	5th	6th	7th	8th	9th		
14 Brown, Jarrett	28	28	24	.	.	.	3	1	.	.
8 Blancato, Sam	28	4	24	3	16	3	.	.	3	.	3
28 Ledford, Noah	28	.	.	28	12	16
23 Evans, Blake	28	28	1	6	4	.	17	.
5 Sherrill, Jesse	28	.	.	.	28	28
21 Peacher, JC	24	24	24
6 Faulk, Zane	22	8	.	.	.	14	15	5	2	.	.	
9 Kaiser, JD	16	.	11	5	13	.	3	.	
11 Hatcher, Luke	15	11	.	1	.	3	.	.	.	6	4	.	5	.	.	.	
13 Tighe, JP	13	.	7	5	.	1	1	1	2	6	3	.	.	
4 Hultgren, Kyler	10	.	10	5	5	.	
30 Johnson, Ben	7	7	
27 Fisher, Ty	7	7	
48 Jaime, Jonatha	5	2	.	.	.	3	.	.	.	1	1	.	.	3	.	.	
25 Wray, Ga'von	4	4	
16 Harris, Zachary	4	4	
55 Dowdell, Corey	3	3	2	1	
36 DiMola, Anthon	3	3	
42 Paden, Jaylen	3	3	
35 Crosby, Camer	2	2	1	.	1	
38 Wenrich, AJ	2	2	2	.	.	

**Starting Lineup By Position
(Team W-L record when starter)**

PITCHER:		
27 Fisher, Ty	7	(3-4)
30 Johnson, Ben	7	(4-3)
25 Wray, Ga'von	4	(3-1)
16 Harris, Zachary	4	(1-3)
36 DiMola, Anthony	3	(2-1)
42 Paden, Jaylen	3	(1-2)
CATCHER:		
9 Kaiser, JD	11	(6-5)
4 Hultgren, Kyler	10	(5-5)
13 Tighe, JP	7	(3-4)
FIRST BASE:		
28 Ledford, Noah	28	(14-14)
SECOND BASE:		
5 Sherrill, Jesse	28	(14-14)
THIRD BASE:		
14 Brown, Jarrett	28	(14-14)
SHORTSTOP:		
23 Evans, Blake	28	(14-14)
LEFT FIELD:		
11 Hatcher, Luke	11	(7-4)
6 Faulk, Zane	8	(4-4)
13 Tighe, JP	5	(2-3)
38 Wenrich, AJ	2	(1-1)
48 Jaime, Jonathan	2	(0-2)
CENTER FIELD:		
21 Peacher, JC	24	(11-13)
8 Blancato, Sam	4	(3-1)
RIGHT FIELD:		
8 Blancato, Sam	24	(11-13)
35 Crosby, Cameron	2	(1-1)
13 Tighe, JP	1	(1-0)
11 Hatcher, Luke	1	(1-0)
DESIGNATED HITTER:		
6 Faulk, Zane	14	(7-7)
9 Kaiser, JD	5	(2-3)
11 Hatcher, Luke	3	(1-2)
55 Dowdell, Corey	3	(2-1)
48 Jaime, Jonathan	3	(2-1)

**Starting Lineup By Lineup Spot
(Team W-L record when starter)**

LEADOFF:		
5 Sherrill, Jesse	28	(14-14)
2ND SPOT:		
14 Brown, Jarrett	24	(12-12)
8 Blancato, Sam	3	(2-1)
48 Jaime, Jonathan	1	(0-1)
3RD SPOT:		
8 Blancato, Sam	16	(7-9)
28 Ledford, Noah	12	(7-5)
CLEANUP:		
28 Ledford, Noah	16	(7-9)
11 Hatcher, Luke	6	(3-3)
8 Blancato, Sam	3	(1-2)
48 Jaime, Jonathan	1	(1-0)
13 Tighe, JP	1	(1-0)
23 Evans, Blake	1	(1-0)
5TH SPOT:		
6 Faulk, Zane	15	(6-9)
23 Evans, Blake	6	(4-2)
11 Hatcher, Luke	4	(2-2)
55 Dowdell, Corey	2	(1-1)
13 Tighe, JP	1	(1-0)
6TH SPOT:		
9 Kaiser, JD	13	(6-7)
6 Faulk, Zane	5	(3-2)
23 Evans, Blake	4	(2-2)
14 Brown, Jarrett	3	(2-1)
13 Tighe, JP	2	(0-2)
55 Dowdell, Corey	1	(1-0)
7TH SPOT:		
13 Tighe, JP	6	(1-5)
4 Hultgren, Kyler	5	(3-2)
11 Hatcher, Luke	5	(4-1)
8 Blancato, Sam	3	(1-2)
48 Jaime, Jonathan	3	(1-2)
38 Wenrich, AJ	2	(1-1)
6 Faulk, Zane	2	(2-0)
14 Brown, Jarrett	1	(0-1)
35 Crosby, Cameron	1	(1-0)
8TH SPOT:		
23 Evans, Blake	17	(7-10)
4 Hultgren, Kyler	5	(2-3)
9 Kaiser, JD	3	(2-1)
13 Tighe, JP	3	(3-0)
9TH SPOT:		
21 Peacher, JC	24	(11-13)
8 Blancato, Sam	3	(3-0)
35 Crosby, Cameron	1	(0-1)